



C O L U M B U S B L U E J A C K E T S

2014-2015 MEDIA GUIDE





NEVER BRING A STICK TO A CANNON FIGHT.

In the Nation, we're there to cheer on every goal. Since 2000, we've been proud to be The Official Sponsor of the Columbus Blue Jackets.

Visit a local agent or nationwide.com



Nationwide®



Official Sponsor of the Columbus Blue Jackets

Nationwide Mutual Insurance Company. Columbus, OH. Not all Nationwide affiliated companies are mutual companies, and not all Nationwide members are insured by a mutual company. Nationwide Insurance. Join the Nation design. We put members first, because we don't have shareholders, the Nationwide framemark and the N & Eagle design are service marks of Nationwide Mutual Insurance Company. Trademarks of The Columbus Blue Jackets are used with permission.

TABLE OF CONTENTS



Table of Contents	2-3
2014-15 Schedule	4
2015 NHL All-Star Game	5
Staff Directory	6-7
John P. McConnell, Majority Owner/Governor	8
Mike Priest, President/Alternate Governor	9
John Davidson, President Hockey Ops/Alternate Governor	10
Executive Staff Profiles	11-13

HOCKEY OPERATIONS

Jarmo Kekalainen, General Manager	15
Hockey Operations Management	16
Todd Richards, Head Coach	17
Coaching Staff Profiles	18-19
Scouting Staff Profiles	20-23
Medical Staff Profiles	24-25
Athletic Training & Equipment Staff Profiles	25-26

CLUB INFORMATION

Blue Jackets Foundation/Community Programs	28-29
Fan Development	30
OhioHealth Ice Haus/Chiller Ice Rinks	31
Nationwide Arena	32
Arena Map & Directions	33
Blue Jackets Television & Radio	34-35
CBJ Mobile App	36

PLAYERS

2014-15 Training Camp Roster	38-39
Artem Anisimov	40-41
Cam Atkinson	42-43
Sergei Bobrovsky	44-45
Jared Boll	46-47
Matt Calvert	48-49
Jerry D'Amigo	50-51
Brandon Dubinsky	52-53
Tim Erixon	54-55
Nick Foligno	56-57
Brian Gibbons	58-59
Scott Hartnell	60-61
Nathan Horton	62-63
Boone Jenner	64-65
Ryan Johansen	66-67
Jack Johnson	68-69
Mark Letestu	70-71
Curtis McElhinney	72-73
Ryan Murray	74-75

Dalton Prout	76-77
David Savard	78-79
Corey Tropp	80-81
Fedor Tyutin	82-83
James Wisniewski	84-85
Josh Anderson / Michael Chaput	86-87
Sean Collins / Ryan Craig	88-89
Marko Dano / Oscar Dansk	90-91
Anton Forsberg / Cody Goloubef	92-93
Simon Hjalmarsson / Thomas Larkin	94-95
Austin Madaisky / Kerby Rychel	96-97
Lukas Sedlak / Frédéric St-Denis	98-99
T.J. Tynan / Dana Tyrell	100-101
Will Weber / Alexander Wennberg	102-103
Seth Ambroz / Tyler Bird / Oliver Bjorkstrand	104
Ryan Collins / Dillon Heatherington / Joonas Korpiasalo	105
Olivier LeBlanc / Elvis Merzlikins / Sonny Milano	106
Nick Moutrey / Julien Pelletier / Peter Quenneville	107
Mike Reilly / Blake Siebenaler	108
Markus Soberg / Daniel Zaar	109
Springfield Falcons (AHL Affiliate)	110-111
Kalamazoo Wings (ECHL Affiliate)	112

2013-14 SEASON IN REVIEW

Final NHL Standings & Leaders	114-117
NHL Team Rankings	118
Blue Jackets Season Notes	119-123
CBJ Final Statistics	124
CBJ Even/PP/SH/Home/Road Statistics	125
CBJ Time On Ice & Face-Off Percentage	126
CBJ Game-by-Game Results	127-128
CBJ Statistical Breakdown	129-130
CBJ Highs & Lows	131-132
CBJ Injury Report	133
CBJ Transactions	133-134

VS. THE NHL

Anaheim Ducks	136-137
Arizona Coyotes	138-139
Boston Bruins	140-141
Buffalo Sabres	142-143
Calgary Flames	144-145
Carolina Hurricanes	146-147
Chicago Blackhawks	148-149
Colorado Avalanche	150-151
Dallas Stars	152-153
Detroit Red Wings	154-155
Edmonton Oilers	156-157
Florida Panthers	158-159
Los Angeles Kings	160-161
Minnesota Wild	162-163
Montreal Canadiens	164-165
Nashville Predators	166-167
New Jersey Devils	168-169
New York Islanders	170-171
New York Rangers	172-173

TABLE OF CONTENTS

Ottawa Senators	174-175
Philadelphia Flyers	176-177
Pittsburgh Penguins	178-179
St. Louis Blues	180-181
San Jose Sharks	182-183
Tampa Bay Lightning	184-185
Toronto Maple Leafs	186-187
Vancouver Canucks.....	188-189
Washington Capitals	190-191
Winnipeg Jets.....	192-193

RECORD BOOK

All-Time Statistics	195-210
Record by Season.....	211-213
Individual Leaders by Season.....	214-216
Top Single Season.....	217-218
Career Leaders.....	219-220
Team Records	221-224
Player Records.....	225-227
2012-13 Statistics, Notes, Results.....	228-229
2011-12 Statistics, Notes, Results.....	230-231
2010-11 Statistics, Notes, Results.....	232-233
2009-10 Statistics, Notes, Results.....	234-235
2008-09 Statistics, Notes, Results.....	236-237
2007-08 Statistics, Notes, Results.....	238-239
2006-07 Statistics, Notes, Results.....	240-241
2005-06 Statistics, Notes, Results.....	242-243
2003-04 Statistics, Notes, Results.....	244-245
2002-03 Statistics, Notes, Results.....	246-247
2001-02 Statistics, Notes, Results.....	248-249
2000-01 Statistics, Notes, Results.....	250-251
BlueJackets.com	252

PLAYOFFS

2014 Playoff Statistics.....	254
2009 Playoff Statistics.....	255
All-Time Playoff Statistics & Leaders	256
Playoff Team Records	257-260
Playoff Personnel & Franchise Firsts	261-262

HISTORY

John H. McConnell.....	264
About the Blue Jackets.....	265
Franchise Timeline	266-270
All-Time Transactions	271-276
All-Time Player Register	277-289
All-Time Numerical Roster	290-291
NHL Draft History	292-295
Personnel & Franchise Firsts.....	296-298
Blue Jackets Honor Roll & Team Awards.....	299-301

MEDIA INFORMATION

CBJ Communications Staff & Media Information.....	303
NHL Directory / Roster of Officials / Critical Dates.....	304-305

CREDITS

Produced by the Columbus Blue Jackets

Communications Department

VP of Communications & Team Services..... Todd Sharrock

Director of Communications..... Karen Davis

Manager of Communications..... Glenn Odebralski

Layout, design & editorial assistance by the
Columbus Blue Jackets Creative Services Department

Senior Graphic Designer..... Jason Duignan

Graphic Designer

Editorial Assistance

Photography..... Jamie Sabau, Getty Images, Greg Bartram,

..... Springfield Falcons, Kalamazoo Wings

The information contained in this publication was compiled by the Columbus Blue Jackets Hockey Club and is intended for the personal or editorial use of the media and fans. Any commercial use of this information is prohibited without the written consent of the Columbus Blue Jackets Hockey Club.

All NHL and team logos depicted within this publication are the property of NHL Enterprises, Inc. and the respective teams and may not be reproduced from commercial purposes without that prior written consent of NHL Enterprises, Inc.



2014-15 SCHEDULE

SUN MON TUE WED THU FRI SAT

SEPT

★ 21 * STL 6:30	22	★ 23 PIT 7:00	24	★ 25 STL 8:00	26	★ 27 PIT 4:00
28	★ 29 NSH 8:00	30	* SPLIT SQUAD AT CAR, 1:30PM			

OCT

			★ 1 CAR 7:00	2	3	★ 4 NSH 7:00
5	6	7	8	9 BUF 7:00	10	11 NYR 7:00
12	13	14 DAL 7:00	15	16	17 CGY 7:00	18 OTT 7:00
19	20	21	22	23 SJ 10:30	24 ANA 10:00	25
26 LA 4:00	27	28 OTT 7:00	29	30	31 TOR 7:00	

NOV

						1 NJ 7:00
2	3	4 CAR 7:00	5	6	7 CAR 7:00	8 TB 7:00
9	10	11 WSH 7:00	12	13	14 PHI 7:00	15 SJ 7:00
16	17	18 DET 7:00	19	20	21 BOS 7:00	22 PHI 7:00
23 30	24	25 WPG 7:00	26	27	28 VAN 7:00	29 NSH 8:00

DEC

	1 FLA 7:00	2	3	4 FLA 7:30	5	6 TB 7:00
7	8	9 PHI 7:00	10	11 WSH 7:00	12	13 PIT 7:00
14	15	16 DET 7:30	17	18 WSH 7:00	19	20 CHI 7:00
21	22 NSH 7:00	23	24	25	26	27 BOS 7:00
28	29	30	31 MIN 7:00			

★ PRE-SEASON

HOME

AWAY



SUN MON TUE WED THU FRI SAT

JAN

				1	2	3 ARI 8:00
4 COL 8:00	5	6 DAL 8:30	7	8	9 TOR 7:30	10 NYI 7:00
11	12	13	14 MTL 7:00	15	16 NYR 7:00	17 BOS 7:00
18	19 MIN 8:00	20	21 WPG 9:00	22	23	24 ASW
25 ASW	26	27 WSH 7:00	28	29 FLA 7:30	30	31 TB 7:30

FEB

1	2	3 ARI 7:00	4	5	6 STL 7:00	7 OTT 7:00
8	9 LA 7:00	10	11	12	13 PHI 7:00	14 NYI 7:00
15	16	17 PHI 7:00	18	19 PIT 7:00	20	21 MTL 7:00
22 NYR 7:30	23	24 BUF 7:00	25	26 MTL 7:00	27	28 NJ 5:00

MAR

1 PIT 5:00	2	3 WSH 7:00	4	5	6 NJ 7:00	7 COL 7:00
8	9	10 CAR 7:00	11	12 DET 7:30	13 EDM 7:00	14
15 CAR 5:00	16	17	18 EDM 10:00	19 VAN 10:00	20	21 CGY 4:00
22	23	24 ANA 7:00	25	26	27 CHI 8:30	28 STL 8:00
29	30	31 NJ 7:00				

APR

			1	2 NYI 7:00	3	4 PIT 2:00
5	6 NYR 7:00	7	8 TOR 7:30	9	10 BUF 7:00	11 NYI 7:00

ALL TIMES EASTERN & SUBJECT TO CHANGE



JANUARY 24 & 25



BLUEJACKETS.COM ★ 1-800-NHL-COLS

STAFF DIRECTORY

COLUMBUS BLUE JACKETS

200 W. Nationwide Blvd., Columbus OH 43215
Phone: (614) 246-4625 • Fax: (614) 246-4007

OWNERSHIP/SENIOR MANAGEMENT

Majority Owner/Governor: John P. McConnell
President/Alternate Governor: Mike Priest
Pres. Hockey Operations/Alternate Governor: John Davidson

EXECUTIVE STAFF - BUSINESS OPERATIONS

Executive Vice President, Business Operations: Larry Hoepfner
Senior Vice President/General Counsel: Greg Kirstein
Senior Vice President/Chief Marketing Officer: John Browne
Chief Financial Officer: T.J. LaMendola
Vice President, Digital Marketing & Media: Marc Gregory
Vice President, Communications & Team Services: Todd Sharrock
Vice President, Marketing: J.D. Kershaw
Vice President, Corporate Development: A.J. Poole
Vice President, Ticket Sales & Service: Joe Andrade

HOCKEY OPERATIONS

General Manager: Jarmo Kekalainen
Assistant General Managers: Bill Zito, Chris MacFarland
Head Amateur Scout: Ville Siren
Director of Amateur Scouting: Paul Castron
Director of Hockey Administration: Josh Flynn
Scouting Coordinator: Scott Harris
Amateur Scouts: Greg Drechsel, Niklas Evertsson,
..... Derek Ginnell, John Hill, Stephane LeBlanc, Basil McRae,
..... Rob Riley, Andy Schneider
Pro Scouts: Marshall Davidson, Peter Dineen, Bob Halkidis,
..... Doug MacDonald, Sam McMaster, Chris Morehouse
Pro Video Scout: Mike Battaglia
European Video Scout: Simon Barrette
Head Athletic Trainer: Mike Vogt
Assistant Athletic Trainers: Nates Goto, Chris Strickland
Equipment Manager: Tim LeRoy
Assistant Equipment Manager: Jamie Healy
Equipment Assistant: Jason Stypinski

COACHING STAFF

Head Coach: Todd Richards
Associate Coach: Craig Hartsburg
Assistant Coach: Brad Larsen
Goaltending Coach: Ian Clark
Strength & Conditioning Coach: Kevin Collins
Video Assistant Coach: Dan Singleton
Development Coach: Chris Clark

CORPORATE DEVELOPMENT & PREMIUM SEATING

Director of Corporate Development: Ryan Shirk
Director of Corporate Development Services: Craig Smith
Director of Premium Sales and Service: Marcus Lyons
Corporate Development Account Executives: Erica Bernadas
..... Sean Siebenkittel, Chuck Tyler
Corporate Development Sales Coordinator: Doug Vinci
Partnership Account Specialists: Amy Ranallo, Caitlin Reagan,
..... Molly Taylor, Samantha Weaver
Premium Seating Account Executives: Ian Bernadas, Ethan Saporito
Premium Seating Specialist: Christina Leonard

COMMUNICATIONS & TEAM SERVICES

Director of Communications: Karen Davis
Manager of Communications: Glenn Odebralski
Manager of Team Services: Julie Gamble

COMMUNITY RELATIONS

Manager of Mascot Services: Jason Zumpano
Manager, Columbus Blue Jackets Foundation: Alison Pegg
Coordinator, Community Relations & Foundation: Katie Massey

GAME OPERATIONS & EVENT PRESENTATION

Director of Game Operations/Event Presentation: Derek Dawley
Manager of Event Presentation: Lynn Truitt
Senior Production Manager: Jeff Coltoniak
Senior Editor/Producer: David Traube
Broadcast Engineer: Rick Shepherd

MARKETING & FAN DEVELOPMENT

Director of Marketing: Jim Riley
Partnership Activation Manager: Becky Magaw
Manager of Fan Development: Joel Siegman
Fan Development/Marketing Coordinator: Mason Fisher
Senior Graphic Designer: Jason Duignan
Graphic Designer: Anthony Zych

DIGITAL MARKETING & MEDIA

Director of Digital Media: Marcus Stephenson
Director of CRM & Analytics: Jeff Eldersveld
Digital Content & Community Manager: Rob Mixer
Digital Producer: Keith Forney
CRM Coordinator: Amy Dunleavy
CRM & Digital Marketing Fellow: Josh Law

HUMAN RESOURCES & LEGAL

Director of Human Resources: Cheryl Sparks
Human Resources Assistant: Ryan Leitenberger
Payroll Manager: Christine Parthemore
Staff Counsel: Pete Olsen
Paralegal: Ken Erney

FINANCE & INFORMATION TECHNOLOGY

Controller:..... Wendy Rohaly
 Director of Information Technology: Jim Connolly
 Staff Accountants:..... Michael Fullen, Zachary Kramer, Nora Ludwig
 Accounts Payable Coordinator: Kaely Bistrek
 Office Coordinator/Receptionist:..... Beth Carlisle
 Systems Analyst:..... Matthew DeStephen

TICKET SALES & OPERATIONS

Director of Ticket Operations: Mark Metz
 Director of Service & Retention:..... Kelly Jones
 Director of New Business Development: Drew Ribarchak
 Director of Group Sales: Nick Myers
 Ticket Operations Managers: Abby Miller, Kevin O'Malley
 Group Event Specialists:..... Grant Jamieson, James Garland,
 Matt Menard, Dani Nell, Ashley Smith, Marc Witt, Steve Zix
 Season Ticket Sales Account Executives: Joe Lombardi,
 Tim McDonough, Joe Powell
 Season Ticket Service Coordinators: Brad Bellissimo, Cody Craig,
 Justin Dunn, Carmelo Marzullo, Courtney Spiegel
 Ticket Sales Coordinator: Shivani Banker
 Inside Sales Representatives: Zachary Brown, Maxwell Cohen,
 Leah Cover, Joe Denny, Mark Hicks, Matthew Kill,
 ... Casey Matthews, Alex Moormeier, Morgan Obendorfer, Zoey Osman,
 Kiara Slabach, Malinda Smith, Matthew Turner, Molly Zimmer

BROADCASTING

Director of Broadcasting: Russ Mollohan
 FOX Sports Ohio Play-By-Play Announcer:..... Jeff Rimer
 FOX Sports Ohio Color Analyst: Jody Shelley
 Radio Play-By-Play Announcer: Bob McElligott
 Pre-and-Post-Game TV Analyst: Bill Davidge

NATIONWIDE ARENA MANAGEMENT

General Manager: Vicki Chorman
 Associate General Manager: Scott Lofton
 Director of Ticketing: Cait Schumann
 Director of Event Services Stephanie Myers
 Director of Arena Operations: Brad Cleveland
 Director of Engineering & Maintenance:..... Mark Greiner
 Chief Engineer: Patrick McGuire
 Conversion Manager:..... Todd Martin
 Assistant Ticket Office Manager:..... Dennis Novak
 Event Services Manager: Amanda Horning
 Meeting Room Planner/Event Services Coordinator:..... Haley Gribler
 HVAC Engineers:..... Chad Kemp, James Stewart
 Ice Technician: Ian Huffman
 Audio/Video Engineer: Jeff Baumgartner
 Electrician: Eric Richison
 Housekeeping Supervisor: Roger Penick, Jr.
 Overnight Housekeeping Supervisor: J.R. James
 Conversion Supervisors: Robert Beech, Doug Van Culin
 Changeover: Eric Ott
 Maintenance: Steve Moore, Paul Van Culin, Todd Van Culin
 Painters: Jeff James, Robert Trott
 Ticket Sellers: Moneet Jones, Christy Swaim





JOHN P. MCCONNELL **MAJORITY OWNER, GOVERNOR**

John P. McConnell is chairman and chief executive officer of Worthington Industries. He is majority owner of the Columbus Blue Jackets National Hockey League franchise and chairman of the Columbus Blue Jackets Foundation. The foundation uses the unique resources of its professional athletes, coaches and staff to improve the quality of life throughout central Ohio.

McConnell is active in numerous community organizations and currently serves on the board of directors for OhioHealth. He has served on the boards of the Greater Columbus Chamber of Commerce, Children's Hospital, the YMCA and the Columbus Zoological Association.

Worthington Industries is a leading diversified metals manufacturing company with 2014 fiscal year sales of \$3.1 billion. The Columbus-based company is North America's premier value-added steel processor and a leader in manufactured metal products such as propane, oxygen and helium tanks, hand torches, camping cylinders, scuba tanks, compressed natural gas storage cylinders, helium balloon kits and exploration, recovery and production tanks for global energy markets; custom-engineered open and enclosed cabs and operator stations for heavy mobile equipment; laser welded blanks; steel pallets and racks; and through joint ventures, suspension grid systems for concealed and lay-in panel ceilings, current and past model automotive service stampings and light gauge steel framing for commercial and residential construction.

Worthington employs approximately 10,000 people and operates 81 facilities in 10 countries. Worthington Industries has been named a "100 Best Companies to Work For" four times by "Fortune" magazine and is publicly traded on the New York Stock Exchange, stock listing: WOR.

Founded in 1955, the company operates under a long-standing corporate philosophy rooted in the golden rule, with earning money for its shareholders as the first corporate goal. This philosophy serves as an unwavering commitment to the customer, supplier, and shareholder and it serves as the company's foundation for one of the strongest employee/employer partnerships in American industry.





MIKE PRIEST **PRESIDENT, ALTERNATE GOVERNOR**

Michael Priest was named president of the Columbus Blue Jackets on April 19, 2007. As the club's top business executive, he oversees all aspects of the franchise operations and serves as an alternate governor for the club on all National Hockey League-related matters. He has also served as the president of JMAC, Inc., the parent company of the Blue Jackets, since 2001.

Priest joined JMAC, Inc. as vice president, controller in 1996 and was promoted to vice president and chief financial officer in 1997. JMAC, Inc. is the private family holding company of John P. McConnell and the McConnell family, majority owner of the Blue Jackets. JMAC, Inc. also directs numerous investments and charitable activities for the McConnell family.

Priest began his career in 1986 with the public accounting firm of Meaden & Moore, CPAs. During his tenure with Meaden & Moore, he earned his Certified Public Accountant certificate and achieved partner level.

A native of south central Ohio, Priest graduated cum laude from The Ohio State University with a bachelor's degree in business administration in 1986. He currently serves on the board of directors for Delaware County Bank & Trust as well as the Executive Committee for the Greater Columbus Sports Commission. Priest is one of four managing board members for Columbus Arena Management, LLC (CAM). CAM is the management company for Nationwide Arena.





JOHN DAVIDSON

PRESIDENT OF HOCKEY OPERATIONS, ALTERNATE GOVERNOR

John Davidson was named president of hockey operations and alternate governor of the Columbus Blue Jackets in October 2012 and in his role oversees all hockey operations activities for the club. In his two seasons with the club, Columbus has posted a 67-49-14 record (.569), including 43-32-7 in 2013-14 as the Blue Jackets set franchise records for wins and points. This came a year after the Jackets posted the highest winning percentage in club history (24-17-7, .573) during the 2012-13 campaign.

He joined the Blue Jackets after serving as the president of hockey operations of the St. Louis Blues from 2006-12. During his tenure, the Blues averaged 39 wins and 90 points, including a 49-22-11 record, 109 points and a Central Division title in 2011-12.

One of hockey's most respected figures and the current chairman of the Hockey Hall of Fame selection committee, Davidson has enjoyed a long and distinguished career that spans four decades. Prior to his successful stint with the Blues, he was the longtime analyst for New York Rangers games on Madison Square Garden Network (MSG), as well as various NHL national broadcast partners in the United States and Canada. His outstanding work during a 20-plus year broadcasting career earned him numerous honors.


In 2009, he received the prestigious Foster Hewitt Memorial Award for outstanding contributions as a hockey broadcaster by The Hockey Hall of Fame and was inducted on Nov. 9, 2009. The NHL and USA Hockey honored Davidson with the Lester Patrick Award for his contributions to ice hockey in the United States in March 2004. He also won two New York Emmy Awards for "Outstanding On-Camera Achievement" in 2001 and 1995 and was part of MSG's Rangers broadcast team that won the CableACE Award for "Outstanding Live Event Coverage" in 1994.

Davidson began his broadcast career with MSG in 1983 and then spent two years on the popular "Hockey Night in Canada" from 1984-86. He rejoined MSG prior to the 1986-87 season, beginning a partnership with Rangers play-by-play announcer Sam Rosen that concluded following the 2005-06 season. During that time, Davidson also served as NBC's analyst for the NHL All-Star Game from 1990-93 and was lead analyst for the network's hockey coverage at the 1992 (Albertville, France), 1994 (Lillehammer, Norway), 1998 (Nagano, Japan), 2002 (Salt Lake City) and 2006 (Torino, Italy) Winter Olympic Games. He worked for TBS at the 1990 Goodwill Games, contributed to ABC's coverage of the NHL in 1994 and served on the number-one broadcast team with Mike Emrick for FOX's coverage of the NHL regular season, All-Star Games and Stanley Cup Playoffs and Finals from 1995-1999.

In addition, his work included several All-Star Games and Stanley Cup Finals for OLN, ESPN and SportsChannel, the 1991 Canada Cup for "Hockey Night in Canada" and the 1996 World Cup of Hockey for FX. He served as ESPN's studio analyst for the 1993 Stanley Cup Playoffs. The 2005-06 season marked his final season in the broadcast booth on OLN (now NBC Sports Network) and NBC.

Davidson enjoyed a successful junior career as a goaltender with the Calgary Centennials prior to being selected by the Blues with their first pick, fifth overall, in the 1973 Entry Draft. That year, he became the first goaltender to go directly from junior hockey to the NHL as he appeared in 39 games with St. Louis during the 1973-74 season. After two years with the Blues, he joined the Rangers in June 1975 and went on to play eight seasons in New York. In 1978-79, he went 20-15-4 with a 3.52 goals-against average in 39 games and then went 11-7 with a 2.28 goals-against average in 18 playoff games to lead the Rangers to the Stanley Cup Finals. He was forced to retire due to injuries during the 1982-83 season.

Davidson was born on Feb. 27, 1953 in Ottawa, Ontario and raised in Calgary, Alberta. He and his wife, Diana, are the parents of two daughters, Lindsay and Ashley.





LARRY HOEPFNER

EXECUTIVE VICE PRESIDENT OF BUSINESS OPERATIONS

Larry Hoepfner serves as the executive vice president of business operations for the Columbus Blue Jackets and has been a member of the organization since June 2005. In his role with the club, he oversees the day-to-day business initiatives of the Blue Jackets.

Hoepfner joined the Blue Jackets after spending eight years at FSN Florida. He concluded his tenure with the network serving as vice president of advertising sales and oversaw sales for the cable sports affiliate and its relationships with the

NHL's Florida Panthers, MLB's Florida Marlins and Tampa Bay Rays and the University of Miami, as well as other FSN programming.

Prior to his stint with FSN Florida, Hoepfner served in senior marketing roles for cable television operators in the Washington, D.C., Minneapolis-St. Paul and South Florida areas.

A native of Peoria, Illinois, Hoepfner graduated from Cincinnati's Forest Park High School and attended Miami University in Oxford, earning a bachelor's degree in mass communications in 1979. He received his Master of Business Administration at the University of Miami (Florida) in 1996.



GREG KIRSTEIN

SENIOR VICE PRESIDENT AND GENERAL COUNSEL

Greg Kirstein is the senior vice president and general counsel for the Columbus Blue Jackets and oversees the club's legal matters and human resources department. He joined the club as general counsel in 1998, bringing with him over 16 years of experience as a litigator and sports lawyer. His law firm experience includes Vorys, Sater, Seymour and Pease (1982-87), Squire, Sanders and Dempsey (1987-93) and Ray, Alton and Kirstein (1993-98), while also representing minor league baseball's Columbus Clippers and the East Coast Hockey League's Columbus Chill.

A native of Pittsburgh, he received a bachelor's degree in journalism from The Ohio State University in 1977 and spent three years as a sports writer with The Pittsburgh Press and Miami Herald. He graduated from the Duquesne University School of Law in 1982. He took a one-year hiatus from practicing law to serve as the assistant athletic director at Temple University from 1985-86.

Kirstein was also one of the original board members and founders of Chiller LLC, the parent company of the Blue Jackets' suburban ice rinks, and served as its President from 1998-2000. He currently serves as a commissioner of the Capital Hockey Conference, Columbus' varsity high school conference, and sits on the Ohio High School Athletic Association's hockey advisory committee. He also teaches Sports Law as an adjunct professor at the Moritz College of Law at The Ohio State University and serves as Secretary of the Columbus Blue Jackets Foundation and is a board member of Duquesne's University Athletic Fund.

He and his wife, Joyce, reside in Dublin and are the parents of adult children, Katie and Matt.



JOHN BROWNE

SENIOR VICE PRESIDENT AND CHIEF MARKETING OFFICER

John Browne joined the Columbus Blue Jackets as senior vice president, chief marketing officer in July 2010. In his role, he oversees the organization's season, group and single game ticket sales as well as all marketing, digital marketing, community relations, broadcasting and fan development.

Most recently, Browne served as vice president, club consulting and services for the National Hockey League. In that position, Browne worked with league and club executives on a daily basis promoting the very best business practices in the major revenue generating areas of corporate sponsorship, premium seating & suites and ticket sales.

Prior to joining the League office, Browne served as the executive vice president and chief sales officer for the Phoenix Coyotes, National Lacrosse League's Arizona Sting and Jobing.com Arena and was responsible for the company's corporate partnership, premium seating and ticket sales and services departments. He was responsible for securing the naming rights agreement for Jobing.com Arena. Prior to his stint in Phoenix, he spent eight years with Major League Baseball's Tampa Bay Rays, including serving as vice president of marketing and broadcasting from 1999-2005. He originally joined the organization as director of corporate sales in 1997.

Before joining the Rays, Browne spent six years with the Chicago White Sox organization, the first three years as general manager of major league spring training operations and their Class A Sarasota Club, where he was named Florida State League Executive of the Year in 1993. Browne oversaw spring training operations for the club during the years Bo Jackson made his comeback and Michael Jordan pursued a professional baseball career. Browne moved up to Chicago in 1994 and served as the team's manager of sponsorship sales and broadcast operations. Browne began his career in 1988 when he served as the general manager of the Burlington (NC) Indians, Cleveland's rookie league affiliate.

A native of Wayne, New Jersey, Browne is a summa cum laude graduate of St. John's University in Jamaica, New York. He and his wife, Anne, are the parents of sons, John III and Patrick.

EXECUTIVE STAFF



T.J. LAMENDOLA **CHIEF FINANCIAL OFFICER**

T.J. LaMendola joined the Columbus Blue Jackets in 1999 as director of finance and was named chief financial officer for the organization in July 2001. His responsibilities include the oversight of budgeting, forecasting, financial reporting, internal controls, risk management and information technology for both the Blue Jackets and Nationwide Arena. In addition to his duties with the club, he also serves as the treasurer for the Columbus Blue Jackets Foundation and is a member of the National Hockey League Pension Society Board of Directors. He is also a member of the Public Relations

Advisory Council for the Ohio Society of Certified Public Accountants.

LaMendola came to the Blue Jackets from Karrington Health Inc., where he served as the controller for the \$50 million public company and was responsible for day-to-day finances from 1997-99. He began his career in public accounting with Deloitte & Touche LLP and spent nearly five years specializing in both manufacturing and service organizations.

A native of Dayton, Ohio, LaMendola attended Miami University in Oxford and earned a bachelor's degree in accounting in 1992. He became a Certified Public Accountant a year later.

He and his wife, Sue, are the parents of three sons, Nicholas, Christopher and Andrew. The family resides in Dublin.



MARC GREGORY **VICE PRESIDENT OF DIGITAL MARKETING AND MEDIA**

Marc Gregory was named the vice president of digital marketing and media for the Columbus Blue Jackets in July 2011. In his current role, he is responsible for the overall operation of the club's website, social media platforms, mobile initiatives, database marketing and research and analytics. In addition, Gregory oversees the club's broadcast department and partnerships with television rights holder FOX Sports Ohio and Blue Jackets Radio Network affiliates, including flagship station Sports Radio 97.1 The Fan.

Gregory joined the organization as director of advertising and promotions in 1999, was promoted to executive director of marketing in 2004 and was named vice president of marketing in May 2006.

Gregory came to Columbus after spending five years with the LPGA's Giant Eagle Classic. He began his stint as a sales/marketing and operations coordinator before serving as the senior tournament coordinator directing the sales, marketing, public relations and operations efforts surrounding the event.

A native of Youngstown, Ohio, Gregory is a 1994 graduate of the University of Michigan, where he served as the hockey sports information director while working in the university's Athletic Department.

He and his wife, Melissa, are the parents of daughters, Emerson and Kellyn, and son, Vincent. The family resides in Powell.



TODD SHARROCK **VICE PRESIDENT OF COMMUNICATIONS AND TEAM SERVICES**

Todd Sharrock serves as the vice president of communications and team services for the Columbus Blue Jackets. In his role, he is responsible for the club's media relations and publicity initiatives, editorial content and the production of team publications, as well as team services efforts that include the coordination of team travel, player relocation and serving as a liaison between the club's business and hockey operations departments.

Sharrock joined the Blue Jackets in February 2000 as director of communications, was named executive director of communications in July 2005 and promoted to vice president of public relations in May 2006. In addition to his current responsibilities, he has been actively involved in the club's community relations programs, as well as the development and implementation of its website operations and social media initiatives.

Sharrock came to Columbus after spending five seasons with the International Hockey League's Houston Aeros from 1994-99. He also served as a media relations consultant for Houston NFL Holdings LLC during its successful bid to acquire an expansion National Football League franchise (Texans).

Prior to his stint in Houston, he served as the assistant director of public relations for the NHL's Dallas Stars during the 1993-94 season and began his career as director of public relations with the Dallas Freeze of the Central Hockey League in 1992.

A native of Galion, Ohio, Sharrock attended The Ohio State University, where he earned a bachelor's degree in journalism in 1990 and a master's degree in sport management in 1992. While attending OSU, he was a student assistant in the sports information office and served as the hockey sports information director in 1991-92.

Sharrock currently serves on the Board of Commissioners for the Greater Columbus Sports Commission and is a past member of the National Hockey League Public Relations Advisory Council.

He and his wife, Krystal, are the parents of a son, Landry, and daughter, Maggie. The family resides in New Albany.



J.D. KERSHAW

VICE PRESIDENT OF MARKETING

J.D. Kershaw was named vice president of marketing for the Columbus Blue Jackets in July 2011 and oversees the organization's event and partnership marketing efforts, as well as its advertising, creative services, promotions and fan development initiatives. He joined the organization prior to the inaugural 2000-01 season as the director of fan development and was promoted to director of marketing & fan development in 2006.

Kershaw joined the Blue Jackets after spending two years working for the National Hockey League's European office from 1998-2000. Prior to that, he served as a marketing manager for the San Jose Sharks from 1994-97.

A native of Niagara Falls, Ontario, Kershaw received a bachelor's degree in public policy from Hamilton College, where he was also a member of the school's hockey team.

He and his wife, Kimberly, are the parents of a son, Trebor, and daughters, Jadia and Clara Mac. The family resides in Lewis Center.



A.J. POOLE

VICE PRESIDENT OF CORPORATE DEVELOPMENT

A.J. Poole was named vice president of corporate development for the Columbus Blue Jackets in June 2012, returning for his second stint with the National Hockey League club. He oversees all corporate partnership and premium seating sales and service initiatives for the organization.

Poole originally joined the Blue Jackets as a corporate development account executive in 2006 and spent nearly four years with the club before taking a position as manager of corporate sales for the National Football League's Philadelphia Eagles. During his stint with the Eagles, he led efforts to secure a partnership that made Lincoln Financial Field the first stadium in the world to be powered by 100% renewable energy.

He most recently served as the vice president of business development for Alliance Marketing Partners, a boutique sports and entertainment marketing firm in Philadelphia. In his role at AMP, he oversaw the expansion of the sports consulting division and assisted with general strategic planning for the company.

A native of Pittsburgh, Pennsylvania, Poole received his bachelor's degree in broadcast journalism from Ohio University in 2002. He then went on to earn a master's of business administration degree in 2005 and a master's degree in sports administration in 2006, both from Ohio University.

Poole and his wife, Jackie, are the parents of a son, Dylan. The family resides in downtown Columbus.



JOE ANDRADE

VICE PRESIDENT OF TICKET SALES AND SERVICE

Joe Andrade was named the vice president of ticket sales and service for the Columbus Blue Jackets in April 2013. He currently oversees strategy, recruiting, sales training and development for all ticket sales and service.

Before joining the Blue Jackets, Andrade spent the previous five years as the senior director of ticket sales for the National Basketball Association's Orlando Magic from 2008-13. Prior to his stint with the Magic, he worked for the Los Angeles Clippers, serving as the director of ticket sales from 2004-08. He also held similar positions with the Miami Heat and New Orleans Hornets. Andrade's sales experience in major league sports also includes time as the director of inside sales and group sales for Major League Baseball's Tampa Bay Rays.

A native of Cohasset, Massachusetts, Andrade received a bachelor's degree in sports management from the University of Massachusetts in 1997. He currently resides in Dublin with his wife, Liz.



★ **COLUMBUS BLUE JACKETS** ★
HOCKEY OPERATIONS





JARMO KEKALAINEN

GENERAL MANAGER

Jarmo Kekalainen was named the third general manager in Columbus Blue Jackets history on February 13, 2013. Since his arrival, the Blue Jackets have enjoyed the two best seasons in club history, setting club marks for wins and points in 2013-14 with a 43-32-7 record (93 pts.) and posting the highest-winning percentage in franchise history at .573 with a 24-17-7 mark in 2012-13. Kekalainen, who served as assistant general manager for bronze medal-winning Team Finland at the 2014 Olympic Games in

Sochi, Russia, joined the club after serving as the president and general manager of Jokerit in the Finnish Elite League from 2010-13.

Prior to his stint with Jokerit, Kekalainen spent eight seasons with the St. Louis Blues from 2002-10. He joined the Blues as director of amateur scouting and was named assistant general manager and director of amateur scouting in 2005. In that role, he was involved in all facets of hockey operations, including professional scouting efforts and overseeing the club's amateur scouting and draft preparations. During his eight years in St. Louis, the Blues drafted players such as David Backes, Roman Polak, David Perron, T.J. Oshie, Patrik Berglund and Alex Pietrangelo.

Kekalainen was a member of the Ottawa Senators organization from 1995 to 2002, serving as director of player personnel for three years and also overseeing the amateur draft and the club's scouting efforts in Europe. While working with the Senators, he also served as general manager of IFK Helsinki in the Finnish Elite League from 1995 to 1999 and led the club to the league championship in 1998.

As a player, Kekalainen appeared in 55 career NHL games with the Senators and Boston Bruins during a six-year career. A left wing, he scored five goals and added eight assists for 13 points with 28 penalty minutes, including a career-high 1-5-6 and 14 penalty minutes in 28 games with the Senators during the 1993-94 season. He also played in the American Hockey League and his native Finland before wrapping up his playing career with Vasteras IK in the Swedish Elite League in 1994-95.

Before signing with the Bruins, Kekalainen played two seasons at Clarkson University from 1987-89. He was named to the Eastern Collegiate Athletic Conference First All-Star Team after tallying 19-25-44 and 47 penalty minutes in 31 games during the 1988-89 season. He also represented Finland at the 1986 World Junior Championships and the 1991 Canada Cup Tournament.

Kekalainen was born on July 3, 1966 in Tampere, Finland. He has a bachelor's degree in management from Clarkson University and a master's in business marketing from the University of Tampere.

He and his wife, Tiina, are the parents of daughters, Emilia and Sofia.



HOCKEY OPERATIONS



BILL ZITO **ASSISTANT GENERAL MANAGER**

Bill Zito was named assistant general manager of the Columbus Blue Jackets on Aug. 12, 2013 and brings nearly three decades of experience encompassing a variety of aspects of the game of hockey to the organization.

Zito joined the Blue Jackets after having spent the past two decades building Acme World Sports into one of the top hockey agencies in the world by uncovering late-round or undrafted, lesser-known players as well as the top picks. As the agency's founder and president, his list of clients included: John Madden, former All-Star Brian Rafalski, Tuukka Rask, Kimmo Timonen, 2013 Vezina Trophy finalist Antti Niemi, and former Vezina Trophy and Conn Smythe Award winner Tim Thomas.

Zito is a graduate of Yale University, where he played varsity hockey from 1984-87. He then attended law school at the University of Wisconsin and during that time served as an assistant coach for the Badgers hockey team and was a radio color commentator for Badger hockey. Upon earning his law degree, he went on to practice at major firms in New York and Chicago before founding Acme World Sports, LLC in 1995.

Zito was born on September 16, 1964 in Pittsburgh, Pennsylvania. He and his wife, Julie, are the parents of twin daughters, Gigi and Frankie, and son, Billy.



CHRIS MACFARLAND **ASSISTANT GENERAL MANAGER**

Chris MacFarland has been a member of the Columbus Blue Jackets hockey operations department since prior to the 1999-00 NHL season and was named assistant general manager of the club in July 2008.

MacFarland assists the club in all hockey-related matters including scouting at the professional and amateur level, player contract research and negotiations, salary cap management and arbitration, collective bargaining agreement administration, budgeting and team scheduling issues.

He is also the organization's liaison to the National Hockey League regarding matters pertaining to the collective bargaining agreement and oversees the hockey operations efforts of the club's minor league affiliates, the Springfield Falcons of the American Hockey League and Kalamazoo Wings of the ECHL.

He originally joined the Blue Jackets in 1999, served as the club's manager of hockey operations from 2001-07 and was promoted to the position of assistant to the general manager in July 2007. He began his career as an intern in the National Hockey League's New York office from 1993-94 and continued to work in the league's NHL Productions office while attending law school.

MacFarland was born on March 28, 1970, in the Bronx, New York. He played college hockey at Pace University, where he received a bachelor's degree in business in 1992 and graduated from the university's law school in 1998.

He and his wife, Chandra, are the parents of sons, Jake, Gavin and Sawyer, and daughter, Cara. The family resides in Powell.



JOSH FLYNN **DIRECTOR OF HOCKEY ADMINISTRATION**

Josh Flynn is the director of hockey administration for the Columbus Blue Jackets. He is responsible for assisting in all facets of the hockey operations department, including salary cap management, contract negotiations and research, salary arbitration, statistical research and strategic planning, and he is the club's liaison to the National Hockey League regarding matters pertaining to the NHL-NHLPA collective bargaining agreement.

Flynn joined the Blue Jackets hockey operations department in June 2008 after spending the previous two seasons with KO Sports Agency in Denver, Colorado, where he worked on contract negotiations for several NHL players represented by the agency.

Flynn was born on December 8, 1982 in Toronto, Ontario. He received a bachelor's degree in political science from the University of Toronto in 2004 and earned his Juris Doctorate from the Sturm College of Law at the University of Denver in 2007.



TODD RICHARDS

HEAD COACH

Todd Richards was named head coach of the Columbus Blue Jackets on May 14, 2012. He joined the club as an assistant coach on June 20, 2011 and took over as interim head coach on Jan. 9, 2012. He has guided the Blue Jackets to an 85-70-16 record in 171 games. His .544 winning percentage is the highest in franchise history and his 85 wins rank second.

In 2013-14, he led Columbus to a 43-32-7 record, setting franchise marks for wins and points (93) in a season as the Blue Jackets qualified for the Stanley Cup Playoffs for the second time in club history. In 2012-13, he led the Blue Jackets to a 24-17-7 record, including a 19-5-5 mark over the final 29 games of the abbreviated season. The .573 winning percentage that season is the best in franchise history and the club finished tied for eighth in the Western Conference with 55 points.

Richards, who also served as an assistant coach for Team USA at the 2014 Olympic Games in Sochi, Russia, has compiled a 162-141-32 record (.531) in four-plus seasons as an NHL head coach. Prior to joining the Blue Jackets, he posted a 77-71-16 record in two seasons as the head coach of the Minnesota Wild from 2009-11. After being named the second head coach in Wild history on June 16, 2009, he led the club to a 38-36-8 record in 2009-10 and a 39-35-8 mark in 2010-11.

In six full seasons as a head coach, including four in the National Hockey League and two in the American Hockey League, Richards has led his teams to winning records in each campaign. He also served as an assistant coach with San Jose in 2008-09, helping the Sharks capture the Presidents' Trophy with an NHL-best 53-18-11 record.

Prior to his stint with San Jose, Richards was the head coach of the AHL's Wilkes-Barre/Scranton Penguins from 2006-08, compiling a 98-49-13 record and leading the club to the 2008 Calder Cup Final. He also coached the PlanetUSA squad at the 2007 Rbk Hockey/AHL All-Star Classic in Toronto. He began his coaching career as an assistant with the AHL's Milwaukee Admirals from 2002-06, helping the club to a pair of West Division titles, two appearances in the Calder Cup Final and the 2004 Calder Cup championship.

Richards played four seasons at the University of Minnesota from 1985-89. He was a three-time WCHA Second All-Star Team pick, helping the Golden Gophers win Western Collegiate Hockey Association (WCHA) titles in 1988 and 1989 and reach the NCAA title game in 1989. He served as the team's captain and earned Second Team All-America honors as a senior. He is the University of Minnesota's all-time leading scorer among defensemen with 30-128-158.

Montreal's third pick, 33rd overall, in the 1985 NHL Draft, Richards made his professional debut in 1990 and appeared in eight career NHL games with the Hartford Whalers between 1990-92, collecting four assists and four penalty minutes. His playing career spanned 13 seasons, mostly in the AHL and International Hockey League. He helped Springfield win the 1991 Calder Cup championship, was a three-time IHL All-Star and won the 2001 Turner Cup title with the Orlando Solar Bears. He wrapped up his career in 2001-02 with Servette Geneve in Switzerland.

Richards was born on Oct. 20, 1966 in Crystal, Minnesota. He and his wife, Maryann, are the parents of sons, Zachary and Justin.

CAREER COACHING RECORD

REGULAR SEASON

PLAYOFFS

YEAR	TEAM	LEAGUE	GP	W	L	OT	PTS.	PCT.	RESULTS
2006-07	Wilkes-Barre/Scranton	AHL	80	51	23	6	108	.675	Lost in 2nd Round
2007-08	Wilkes-Barre/Scranton	AHL	80	47	26	7	101	.631	Lost in Finals
2009-10	Minnesota	NHL	82	38	36	8	84	.512	Did Not Qualify
2010-11	Minnesota	NHL	82	39	35	8	86	.524	Did Not Qualify
2011-12	COLUMBUS	NHL	41	18	21	2	38	.463	Did Not Qualify
2012-13	COLUMBUS	NHL	48	24	17	7	55	.573	Did Not Qualify
2013-14	COLUMBUS	NHL	82	43	32	7	93	.567	Lost in 1st Round
NHL Totals			335	162	141	43	356	.531	
AHL Totals			160	98	49	13	209	.653	

COACHING STAFF



CRAIG HARTSBURG ASSOCIATE COACH

Craig Hartsburg was named associate coach of the Columbus Blue Jackets on June 20, 2012, joining the club after spending the 2011-12 campaign as associate coach with the Calgary Flames. He brings over two decades of coaching experience to Columbus, including stints as the head coach of the Chicago Blackhawks from 1995-98, Anaheim Ducks from 1998-2001 and Ottawa Senators in 2008-09. He led his clubs to the Stanley Cup Playoffs in three of his five full seasons as a head coach and also served as an assistant coach with the Minnesota North Stars (1989-90) and Philadelphia Flyers (1990-94, 2002-04).

Prior to joining the Flames, Hartsburg spent two seasons as the head coach of the Western Hockey League's Everett Silvertips, leading the club to a 75-54-16 record and a pair of playoff appearances from 2009-11, and was named 2010 WHL Western Conference Coach of the Year. He posted a 181-117-42 record with the Ontario Hockey League's Sault Ste. Marie Greyhounds from 2001-02 (OHL Coach of the Year) and 2004-08, leading the club to a pair of West Division titles. In 1994-1995, he guided the OHL's Guelph Storm to a 47-14-5 mark and the Central Division championship, earning Canadian Hockey League Coach of the Year honors.

Hartsburg has been a part of Team Canada coaching staffs that won three-straight gold medals at the World Junior Championships. As head coach, he led Team Canada to consecutive gold medals at the 2007 and 2008 WJC tournaments and was an assistant coach to Brent Sutter when the squad won gold at the 2006 tournament.

A defenseman, Hartsburg was the first pick, sixth overall, of the Minnesota North Stars in the 1979 NHL Draft and went on to play 10 seasons with the club, registering 98-315-413 with 818 penalty minutes in 570 games from 1979-89. He helped the North Stars advance to the 1981 Stanley Cup Final and appeared in the 1980, 1982 and 1983 All-Star Games. His best season was 1981-82, when he set career highs for goals, assists and points, 17-60-77, in 76 games.

Hartsburg played junior hockey with the Sault Ste. Marie Greyhounds from 1975-78 and made his professional debut with the World Hockey Association's Birmingham Bulls in 1978-89. He also represented Canada at the 1978 World Junior Championships and the 1981 and 1987 Canada Cup Tournaments, and was named the top defenseman at the 1987 World Championships.

Hartsburg was born on June 29, 1959 in Stratford, Ontario. He and his wife, Peggy, are the parents of son, Chris and daughter, Katie, and grandparents to Colin and Blake.



BRAD LARSEN ASSISTANT COACH

Former Springfield Falcons Head Coach Brad Larsen joined the Columbus Blue Jackets as an assistant coach on Head Coach Todd Richards' staff on June 16, 2014.

Originally hired by the Falcons as an assistant coach prior to the 2010-11 season, Larsen was promoted to head coach on May 21, 2012 and guided the club to a 92-45-15 record and a pair of Northeast Division titles in two seasons behind the bench. In his first year, he guided Springfield to a 45-22-9 record (99 pts.), which represented a 21-point improvement over the previous season. The Falcons posted the first 100-point campaign in franchise history in 2013-14, finishing with the AHL's third-best record at 47-23-6 (100 pts.).

Larsen enjoyed a 13-year playing career that saw him register 19 goals and 29 assists for 48 points and 134 penalty minutes in 294 NHL games with the Colorado Avalanche and Atlanta Thrashers. He also appeared in 384 career AHL contests before retiring at the end of the 2009-10 season.

Larsen was born on June 28, 1977 in Nakusp, British Columbia. He and his wife, Hannah, are the parents of a son, Ty, and daughter, Faith. The family resides in New Albany.



IAN CLARK GOALTENDING COACH

Ian Clark joined the Columbus Blue Jackets as goaltending coach on June 6, 2011. He came to the organization after serving as the goaltending coach and consultant for the Vancouver Canucks from 2002-10.

In addition to his eight years with the Canucks organization, Clark was also a member of Team Canada's coaching staff at the World Junior Championships from 2003-06, winning silver medals in 2003 and 2004 and capturing gold in 2005 and 2006. He also served as the goaltending consultant for the Florida Panthers (2001-02) and Sweden's MODO Hockey.

Recognized as a leading educator of the goaltending position, Clark's knowledge and innovative approach have attracted high-performance goaltenders at the NHL, international, minor pro, major junior and NCAA levels. In addition to the Blue Jackets goaltenders, the list of goaltenders he has worked with includes Roberto Luongo, Cam Ward, Marc-Andre Fleury, Cory Schneider, Johan Hedberg and Mathieu Garon, amongst others. He was the founder of the Goaltender Development Institute and served as technical author of *From the Crease - The Self Development Guide to Hockey Goaltending* from 1998-2003 and *The Goalie News* from 2003-08.

Clark was born on May 12, 1966 in Vancouver, British Columbia. His family includes wife, Debbie, and their sons, Morgan, Christopher, Samuel, Collins, Jason and Blake.



KEVIN COLLINS

STRENGTH & CONDITIONING COACH

Kevin Collins was named strength and conditioning coach for the Columbus Blue Jackets on June 29, 2010.

Collins joined the Blue Jackets after spending the previous five seasons with the Buffalo Sabres organization as strength and conditioning/video coach. He spent two seasons with the Portland Pirates (2008-10) and the previous three with the Rochester Americans (2005-08), the Sabres' American Hockey League affiliates. He started his career as an intern for Sabres Strength and Conditioning Coach Doug McKenney in 2004-05.

A Detroit, Michigan native, Collins played four years of collegiate hockey at SUNY Brockport, where he graduated with degrees in Exercise Physiology and Business Management. He is certified through National Strength and Conditioning Association (NSCA) as a certified strength and conditioning specialist.

Collins was born April 11, 1982. He and his wife, Amanda, are the parents of a daughter, Audrey, and reside in Blacklick.



DAN SINGLETON

VIDEO ASSISTANT COACH

Dan Singleton joined the Blue Jackets in September 2000 as video coordinator. He was named video assistant coach in June 2011. He came to Columbus after spending the previous six years as the video coordinator for the Michigan State University hockey team.

Born in Boulder, Colorado, he grew up in Ottawa, Ontario and attended McGill University in Montreal, earning a bachelor's degree in physical education in 1994. He then went to Michigan State, where he earned a master's degree in sports psychology in 1998.

Singleton and his wife, Karin, are parents of sons, Braeden and Ewan, and daughter, Claire. The family resides in Gahanna.



CHRIS CLARK

DEVELOPMENT COACH

Former Columbus Blue Jackets forward Chris Clark joined the organization's hockey operations department on June 5, 2012, when he was named development coach for the club.

In his role, Clark primarily works with young players throughout the organization, assisting with the development of prospects playing in the professional minor leagues, various major junior leagues and college hockey.

Clark registered 103-111-214 and 700 penalty minutes in 607 career NHL games with the Blue Jackets, Washington Capitals and Calgary Flames. The South Windsor, Connecticut native appeared in 89 games with Columbus between 2009-11 and notched 8-12-20 and 59 penalty minutes while serving as an alternate captain. He spent four-plus seasons with the Capitals, tallying 60-63-123 and 278 penalty minutes in 240 games with the club and serving as captain from 2006-09.

Calgary's third pick, 77th overall, in the 1994 Draft, Clark earned All-ECAC honors during four seasons at Clarkson University from 1994-98. He spent six seasons in the Flames organization from 1998-04, including 2003-04 when he collected 10-15-25 and 106 penalty minutes in 82 games and added 3-3-6 and 30 penalty minutes in 26 playoff games to help the Flames reach the Stanley Cup Final.

SCOUTING STAFF



VILLE SIREN **HEAD AMATEUR SCOUT**

Ville Siren joined the Columbus Blue Jackets as head amateur scout on July 8, 2013 after spending nine years as a member of the St. Louis Blues scouting staff. During that time, he was instrumental in the club's selection of current NHL players such as Vladimir Tarasenko (1st Rd., 2010), Lars Eller (1st Rd., 2007), Patrik Berglund (1st Rd., 2006), Nikita Nikitin (5th Rd., 2004) and Roman Polak (6th Rd., 2004).

Prior to joining the Blues, he spent the 2002-03 season working with Tampere of the Finnish Elite League and scouted for the Washington Capitals from 1999-2002. A defenseman, Siren was selected by the Hartford Whalers in the second round, 23rd overall, of the 1983 NHL Draft and made his NHL debut with the Pittsburgh Penguins during the 1985-86 season. He went on to register 14 goals and 68 assists for 82 points with 276 penalty minutes in 290 career NHL games with the Penguins and Minnesota North Stars from 1985-90.

He also played nine seasons in Finland, Sweden and Switzerland before retiring in 1999, and represented Finland in numerous international competitions including the 1984 and 1992 Olympic Games, 1987 and 1991 Canada Cup tournaments, 1983 and 1984 World Junior Championships and 1985, 1991 and 1993 World Championships. Siren was born on Feb. 11, 1964 in Tampere, Finland. He is the father of a son, Viktor.



PAUL CASTRON **DIRECTOR OF AMATEUR SCOUTING**

Paul Castron was named the Columbus Blue Jackets' director of amateur scouting on July 21, 2006 and his responsibilities include overseeing all amateur scouting efforts by the club in North America and Europe. He served as the club's director of player development from 2002-06, managing the development of Blue Jackets players and draft picks competing at the junior hockey and collegiate levels, as well as progress of any personnel performing in Europe. He was also actively involved in the development process within the club's minor professional affiliate system.

Castron joined the Blue Jackets as an amateur scout in 1999 after spending eight years as a member of the Ottawa Senators scouting staff. He brought invaluable experience in the building and development of an expansion franchise as his tenure with Ottawa included the acquisition of several players who became NHL standouts, including Alexei Yashin, Marian Hossa and Daniel Alfredsson.

Castron played four seasons of college hockey at St. Lawrence University, where he recorded 56 goals and 86 assists for 142 points to go along with 135 penalty minutes in 131 career games and earned his degree in sociology. He went on to play professionally in the minor leagues and Europe, including four years as a player/coach in Sweden prior to joining the Senators organization.

He and his wife, Terri, are the proud parents of twins, Kuper and Madison. The family resides in Penfield, New York.



SCOTT HARRIS **SCOUTING COORDINATOR**

Scott Harris was named scouting coordinator for the Columbus Blue Jackets in July 2014. In his current role, he works with hockey operations management and the scouting staff on scouting-related activities including: overseeing the department's scouting tools, scouting staff schedules, player information gathering and the scouting of amateur players in North America and Europe.

Harris graduated from Memorial University of Newfoundland with a bachelor's degree in sport recreation and a minor in business. He originally joined the Blue Jackets in May 2007 as a hockey operations intern, was hired as an assistant video scout in November 2008 and a year later became the organization's first amateur video scout. During his tenure with the Blue Jackets, he has been instrumental in the development and growth of the club's amateur video scouting efforts.

Harris was born on August 18, 1986 in Charlottetown, Prince Edward Island. He currently lives in Columbus with his wife, Allison, and daughter, Madelyn.



JOSEF BOUMEDIENNE

AMATEUR SCOUT

Josef Boumedienne joined the Columbus Blue Jackets as its European scout on July 8, 2013 after retiring following a 17-year playing career in North America and Europe. He played for HC Slovan Bratislava in the Kontinental Hockey League.

After being selected by New Jersey in the fourth round, 91st overall, in the 1996 NHL Draft, he played in the NHL and American Hockey League from 2000-04 and 2007-09, collecting 4-12-16 and 36 penalty minutes in 47 career NHL games with New Jersey, Tampa Bay and Washington and 33-143-176 and 443 penalty minutes in 295 career AHL games. He also played in Sweden, Finland, Switzerland and Russia during his career and represented Sweden at the 1997 and 1998 World Junior Championships.

Boumedienne was born on Jan. 12, 1978 in Stockholm, Sweden. He and his wife, Petra, are the parents of three sons, Sami, Sascha and Wilson.



MARSHALL DAVIDSON

PRO SCOUT

Marshall Davidson was hired by the Blue Jackets as an amateur scout on July 16, 2013. He had spent the previous five seasons serving in a similar capacity within the St. Louis Blues organization.

A native of Calgary, Alberta, Davidson has extensive coaching experience, having been involved with various Bantam and Midget AAA programs in western Canada for over 25 years. He served behind the bench alongside current president and CEO of Hockey Canada, Tom Renney, with the Columbia Valley Rockies of the Kootenay International Jr. Hockey League for several years, helping to guide the team to back-to-back Keystone Cup championships in the late-1980s.

Marshall and his wife, Barb, have two children, Heather and Robbie.



PETER DINEEN

PRO SCOUT

Peter Dineen has served as a pro scout for the Columbus Blue Jackets since 1999. Prior to joining the organization, he served as a pro scout for the Boston Bruins from 1997-99. He spent the previous three seasons as the director of player personnel for the Houston Aeros of the International Hockey League.

The Ottawa, Ontario native served a one-year stint as the head pro scout for the Florida Panthers in 1993-94 and also served in scouting roles with the Philadelphia Flyers and Minnesota North Stars.

A former eighth round pick by the Flyers in the 1980 Draft, Dineen spent much of his 11-year career in the AHL and also logged games in the NHL with the Los Angeles Kings and Detroit Red Wings.

Dineen comes from a very respected hockey family. His father, Bill, is a longtime scout who served as head coach of the Flyers and World Hockey Association Houston Aeros and won a pair of Stanley Cup championships as a player with the Detroit Red Wings (1954, 1955). His brothers, Kevin, Gord, Shawn and Jerry all played professionally and remain active in the game.

He and his wife, Brandy, are the parents of a daughter, Bailee, and reside in Lake George, New York.



GREG DRESCHSEL

AMATEUR SCOUT

Greg Dreschel joined the Columbus Blue Jackets as an amateur scout in August 2011 after spending the previous eight years at Clarkson University, most recently serving as associate head coach. During that time he helped the Golden Knights win one ECAC regular season title, a league tournament championship and a pair of berths in the NCAA tournament.

Prior to his arrival at Clarkson, he was a member of the Los Angeles Kings scouting staff from 1996-03, including serving as the assistant director of amateur scouting from 2000-03. He began his coaching career as an assistant at Clarkson from 1989-93 before stints at Miami (Ohio) University in 1993-94 and at the University of Denver from 1994-96.

Dreschel is a 1988 graduate of Colgate University, where he earned a bachelor's degree in psychology and registered 52-78-130 and 216 penalty minutes in 128 career games during his four seasons with the Raiders.

He and his wife, Sandy, are the parents of daughters, Madeline and Hannah. The family resides in Potsdam, New York.

SCOUTING STAFF



NIKLAS EVERTSSON **AMATEUR SCOUT**

Niklas Evertsson joined the Columbus Blue Jackets in 2012 and serves as an amateur scout, primarily evaluating players at all levels in his native Sweden. He enjoyed a 12-year playing career primarily in Sweden between 1994-06. He spent the 2003-04 season playing in France. Evertsson was born on Mar. 22, 1976 in Varberg, Sweden. He and his wife, Lena, are the parents of a daughter, Linn. The family resides in Angelholm, Sweden.



BOB HALKIDIS **PRO SCOUT**

Bob Halkidis joined the Columbus Blue Jackets as a professional scout in July 2013. He played 16 seasons and a professional between 1985-01 and registered eight goals and 32 assists for 40 points with 825 penalty minutes in 256 career NHL games with Buffalo, Los Angeles, Toronto, Detroit, Tampa Bay and the New York Islanders from 1985 to 1996.

A defenseman and forward, Halkidis was selected by the Buffalo Sabres in the fourth round, 81st overall, at the 1984 NHL Draft and made his NHL debut with the Sabres during the 1985 Stanley Cup Playoffs. He was part of three championship teams in three different leagues during his career, winning the 1987 Calder Cup (AHL) with Rochester, 1996 Turner Cup (IHL) with Utah and a title in Finland in 1998 with HIFK Helsinki. A native of Toronto, Ontario, Halkidis resides in Charlotte, North Carolina with his wife, Stacy,

sons, Beau and Brennan, and daughter, Haley.



JOHN HILL **AMATEUR SCOUT**

John Hill has been a member of the Blue Jackets' scouting department since the 2011-12 season. Prior to joining the Jackets, he spent six years as an assistant coach at the University of Minnesota.

From 2001-05, Hill was the head coach at the University of Alaska Anchorage. Hill posted a 39-89-21 record in four years as head coach of his alma mater. He was a finalist for the Spencer Penrose Award as the nation's top coach at the conclusion of his first season in 2001-02. Hill spent the 1999-2000 and 2000-01 campaigns as assistant coach at Minnesota after having spent the previous four seasons as an assistant on Colorado College's coaching staff. Prior to his time at Colorado College, he was an assistant coach and recruiting coordinator at Alaska Anchorage from 1991-95.

A native of Hampton, Virginia, Hill began coaching full-time with the Dubuque Fighting Saints of the United States Hockey League from 1989-91. In his second season, he guided Dubuque to 22 wins and a berth in the National Junior 'A' Tournament.

As a player, Hill led the Seawolves to a 23-6-1 record in 1983-84, and logged a total of 121 points (60-61-121) in a four-year career. He began spent his lone season of professional hockey (1985-86) with the Virginia Lancers and Carolina Thunderbirds of the Atlantic Coast Hockey League. He earned second team ACHL all-star honors that season, recording 48-48-96 in 58 appearances. A 1988 graduate of UAA, Hill holds a bachelor of science degree in physical education.



SAM MCMASTER **PRO SCOUT**

Sam McMaster was named a pro scout for the Columbus Blue Jackets in August 2011. He has been a member of the Blue Jackets organization since 1999, serving as an amateur scout prior to his promotion.

A highly respected judge of talent with over 20 years of NHL experience working in hockey operations for several teams, McMaster served as the general manager of the Los Angeles Kings from 1994-97. He also spent many successful years as an administrator in junior hockey.

While working in the Ontario Hockey League, he served as the general manager of the Sudbury Wolves and the Sault Ste. Marie Greyhounds, helping his teams to 10 playoff berths in 11 seasons, three regular season championships and one playoff championship. A native of Vancouver, British Columbia, he and his wife, Colleen, reside in Phoenix, Arizona.



CHRIS MOREHOUSE **PRO SCOUT**

Chris Morehouse joined the Columbus Blue Jackets scouting department as an amateur scout in 2013. He joined the Blue Jackets after graduating from St. Thomas University in Fredericton, New Brunswick. As a player, Morehouse spent three seasons with the Moncton Wildcats of the Quebec Major Junior Hockey League from 2005-08. He played professionally for two seasons in the ECHL and Central Hockey League from 2009-11 before playing two seasons and earning his degree at St Thomas. Morehouse is a native of Saint John, New Brunswick. He currently lives in Airdrie, Alberta with his fiancée, Ashley, and their two dogs.



ANDY SCHNEIDER

AMATEUR SCOUT

Andy Schneider joined the Columbus Blue Jackets as a regional scout in July 2012 after spending the 2011-12 season as an assistant coach with the Western Hockey League's Swift Current Broncos. He spent the previous 18 seasons playing professionally in North America and Europe.

A native of Edmonton, Alberta, he played five seasons in the WHL with Seattle and Swift Current from 1988-93 and represented Canada at the 1992 World Junior Championships. The 5-9, 170-pound left wing was signed by the Ottawa Senators as a free agent and spent two years in the organization, appearing in 10 games with Ottawa in 1993-94.

He split the following season between the American Hockey League's PEI Senators, the Canadian National Team and Leksand IF of the Swedish Elite League before playing with the International Hockey League's Minnesota/Manitoba Moose from 1995-97. Schneider spent the next 10 seasons playing in Germany before wrapping up his career with a four-year stint in Austria with Klagenfurt AC.

He and his wife, Kim, are the parents of sons, Jackson and Zachary. The family resides in Swift Current, Saskatchewan.



MILAN TICHY

AMATEUR SCOUT

Milan Tichy has been a member of the Blue Jackets scouting staff since 1999, serving as a part-time European scout from 1999-2008 before being promoted to full-time amateur scout in 2008. He scouts players in the Czech Republic, Slovakia, Finland, Russia, Sweden and Germany. Prior to joining the Blue Jackets, he served as a part-time amateur European scout for the Nashville Predators.

Tichy was the Chicago Blackhawks eighth pick, 153rd overall, in the 1989 Entry Draft. He made his NHL debut in 1992-93 with the Blackhawks. He registered five assists and 40 penalty minutes in 23 career games with the Blackhawks and New York Islanders spanning 1992-1996. A back injury in 1996 forced him to retire from hockey.

Prior to making his NHL debut, Tichy spent four seasons in the International Hockey League from 1991-96, totaling 32-103-135 and 206 penalty minutes in 190 career games with the Indianapolis Ice and Denver Grizzlies. He registered a career high 18-36-54 and 90 penalty minutes in 71 games during the 1994-95 season, including 4-9-13 and 12 penalty minutes in 17 playoff games to help the Grizzlies win the Turner Cup. He spent the 1993-94 season with the Moncton Hawks of the American Hockey League, collecting 1-20-21 and 103 penalty minutes in 48 games, while adding 3-3-6 in 20 playoff games to help the Hawks reach the Calder Cup Final.

Tichy spent the 1987-1991 seasons playing in the Czech Elite League for Plzen and Trenchin. He also represented the National Team in 1990-91. In 1989, he helped Team Czechoslovakia win the bronze medal at the World Junior Championships. He was also named to the tournament's All-Star Team.

Tichy, and his wife, Michaela, are the parents of sons, Jeremy and Nicholas.



SIMON BARRETTE
European Scout



MIKE BATTAGLIA
Pro Video Scout



DEREK GINNELL
Amateur Scout



STEPHANE LEBLANC
Amateur Scout



DOUG MACDONALD
Amateur Scout



BASIL McRAE
Amateur Scout



ROB RILEY
Amateur Scout

MEDICAL STAFF



JOSEPH RUANE, D.O. **MEDICAL DIRECTOR**

Dr. Joseph Ruane is the medical director for the Columbus Blue Jackets and has been a member of the club's medical team since the inaugural 2000-01 season. He is the founder and medical director of the McConnell Spine, Sport and Joint Center and is a Clinical Assistant Professor of Sports Medicine at The Ohio State University College of Osteopathic Medicine. He is also the co-founder of the OhioHealth Sports Medicine Institute.

With his passion for athletics, Dr. Ruane's special interests include regenerative tissue therapies, soft-tissue pain syndromes, challenges of the aging population and patient education. He has earned several awards for excellence in teaching and clinical service, and is published in peer-reviewed journals and texts. He also travels nationally, educating his peers in musculoskeletal medicine.

Dr. Ruane graduated from the Philadelphia College of Osteopathic Medicine and served his residency at Doctors Hospital in Columbus, where he was chief resident in Family Medicine. He completed a Fellowship in Sports Medicine with Horizon Orthopedic, the team physicians for MLB's Cleveland Indians.

To learn more about Dr. Ruane and his practice, visit www.spinesportandjointcenter.com.



LARRY WATSON, M.D. **TEAM PHYSICIAN**

Dr. Larry Watson is a board certified orthopedic surgeon with a specialty in Sports Medicine, and was recently voted best orthopedic surgeon and top sports orthopedist in central Ohio by his peers. His special interests include the treatment of knee and shoulder problems associated with sports injuries and overuse.

A former college basketball player, Dr. Watson has spent much of his career dedicated to providing treatment and care to a variety of athletes of all skill levels. Dr. Watson has served as a team physician for many professional, college, high school and club athletic organizations including the Columbus Crew, Universal Gymnastics and Bishop Watterson High School.

Dr. Watson earned his medical degree at Marshall University School of Medicine, Huntington, West Virginia. He completed his residency in Orthopedic Surgery at The Ohio State University, and Fellowship in Sports Medicine at the University of Western Ontario University Hospital, London, Ontario. Dr. Watson is a proud member of the OhioHealth Sports Medicine Institute.

To learn more about Dr. Watson and his practice, visit www.ohio-ortho.com.



JASON DAPORE, D.O. **TEAM PHYSICIAN**

Dr. Jason Dapore is a fellowship-trained sports medicine physician with special interests in musculoskeletal ultrasound, platelet rich plasma injection therapy, osteopathic manipulative therapies and sports performance. With his passion for sports and an active lifestyle, Dr. Dapore has dedicated his career to restoring patients—at all levels of activity—back to their fullest.

Dr. Dapore received his medical degree from the Ohio University College of Osteopathic Medicine. He served as Chief Resident for Doctors Hospital Family Medicine program and completed his Primary Care Sports Medicine Fellowship at The

Ohio State University.

Dr. Dapore was recently named to Columbus Business First Forty Under 40 Class of 2013. His practice is dedicated to comprehensive non-operative musculoskeletal care from acute injuries to chronic musculoskeletal pain. Dr. Dapore is a proud member of the OhioHealth Sports Medicine Institute.

To learn more about Dr. Dapore and his practice, visit www.spinesportandjointcenter.com or follow him on Twitter @jdpapere.



MARK TRIFFON, M.D. **TEAM PHYSICIAN**

Dr. Mark Triffon specializes in fractures, pediatrics, sports medicine and shoulder, elbow and knee disorders. Along with providing care to the Columbus Blue Jackets, Dr. Triffon serves as head team physician for Rahal Letterman Racing and assists with care of the Columbus Crew and numerous local high schools.

Dr. Triffon earned his Doctorate Degree in Medicine from The Ohio State University, College of Medicine and Public Health. He completed a residency in orthopedic surgery at the University of Southern California, Los Angeles, and a Fellowship in Sports Medicine at the Minneapolis Sports Medicine Center, Minneapolis, Minnesota.

Prior to his tenure as an assistant professor of orthopedic surgery at The Ohio State University, he was a clinical instructor of orthopedics and rehabilitation at Vanderbilt University. Dr. Triffon is a proud member of the OhioHealth Sports Medicine Institute.

To learn more about Dr. Triffon and his practice, visit www.ortho-ohio.com.




GREGORY A. REKOS, D.D.S., M.S. **TEAM PHYSICIAN**

Dr. Gregory Rekos graduated with honors from West Virginia University School of Dentistry. He completed his specialty training in Oral and Maxillofacial Surgery at The Ohio State University, where he also earned his master's degree. He is board certified by the American Board of Oral and Maxillofacial Surgeons.

Dr. Rekos practices the full scope of oral surgery with a special interest in managing facial trauma, orthognathic surgery, as well as the removal of wisdom teeth and placement of dental implants.

As a former athlete, Dr. Rekos appreciates the injury potential in any sporting activity and has treated athletes of all ages and skill levels. His private practice is located in Dublin, Ohio. He maintains hospital privileges at both Dublin Methodist Hospital and Grant Medical Center.

To learn more about Dr. Rekos and his practice, visit www.omfso.com.



RICHARD SCHEETZ, D.D.S., M.S. **TEAM PHYSICIAN**

Dr Richard Scheetz, a native of Boardman Ohio, is a board certified Oral and Maxillofacial Surgeon and has been a team physician during 12 of the club's 14 seasons. He has been voted the best Oral and Maxillofacial Surgeon by his peers in Central Ohio in the most recent poll for dentists. He has given lectures to physicians and dentists locally, regionally, nationally and internationally on topics relative to Oral and Maxillofacial (jaw and face) surgery.

Dr. Scheetz was a varsity wrestler at The University of Notre Dame and received his dental and Oral and Maxillofacial surgery training at The Ohio State University, where he also earned a Master's Degree in Anatomy. Part of his training included serving as an honorary registrar in London, England at Westminster Hospital. He was a member of the Maxillofacial Trauma Team at Grant Medical Center for 15 years and has also treated athletes from professional basketball, football, lacrosse, and soccer. His practice primarily focuses on oral and facial reconstruction (orthognathic surgery), dental implants and wisdom teeth removal and he maintains hospital privileges at OhioHealth hospitals Grant Medical Center and Dublin Methodist Hospital. To learn more about Dr Scheetz and his practice, visit www.omfso.com.

MEDICAL SUPPORT STAFF **DENTISTRY:**

Bruce Baloy, D.D.S
Dante Colisimo, D.D.S

NEUROPSYCHOLOGIST: Robert Bornstein, PhD

OPHTHALMOLOGY:

Ken Cahill, M.D.
Alice Epitropoulos, M.D.
Curt Kelley, M.D.
Karl Pappa, M.D.

John Stechschulte, M.D.

TEAM PHYSICAL THERAPIST:
Ryan Goodman, MPT, OhioHealth



MIKE VOGT **HEAD ATHLETIC TRAINER**

Mike Vogt joined the Columbus Blue Jackets as the head athletic trainer during the summer of 2008 after spending seven seasons with the Minnesota Wild as the club's assistant athletic trainer. During the lockout season of 2004-05, he served as the head athletic trainer for the University of Minnesota's men's hockey team.

Prior to joining the Wild, he served as the head athletic trainer/strength and conditioning coach for the WNBA's Minnesota Lynx and the head athletic trainer/strength and conditioning coach for the two-time ABL Champion Columbus Quest. Vogt also served as an athletic trainer for the Columbus Xoggz soccer team and many area high school teams.

A native of Canton, Ohio, Vogt earned a bachelor's degree from The Ohio State University in 1994 as well as a certification as a Certified Strength and Conditioning Specialist in 1999. He is an active member of the National Athletic Trainer's Association, Ohio Athletic Trainer's Association, Professional Hockey Athletic Trainer's Society, and the National Strength and Conditioning Association.

He and his wife, Monica, reside in Upper Arlington with their son, Cole, and daughter, Olivia.



CHRIS STRICKLAND **ASSISTANT ATHLETIC TRAINER**

Chris Strickland joined the Columbus Blue Jackets as assistant athletic trainer in 2008 after spending the previous four years with the Colorado Rockies Baseball Club, where he was named the 2007 Colorado Rockies Player Developmental Man of the Year. His experience also includes five years in the NBA with the Minnesota Timberwolves, Cleveland Cavaliers and Dallas Mavericks, as well as serving as the head athletic trainer with the Saint Paul Saints Baseball Club and in professional indoor lacrosse.

He is a graduate of the University of North Texas, where he received a degree in kinesiology and biology with an emphasis in sports medicine. He earned a master's of science degree in rehabilitative science from The California University of Pennsylvania in 2009.

A nationally certified athletic trainer, Strickland is a member of the Professional Hockey Athletic Training Society (PHATS), NATA and the Southwest Athletic Trainers Association, and was active in the Professional Baseball Athletic Trainers Society from 2004-08.

He and his wife, Zenia, are the parents of daughters, Azul, Genesis and Cielo, and son, Presley.

ATHLETIC TRAINING/EQUIPMENT STAFF



NATES GOTO **ASSISTANT ATHLETIC TRAINER**

Naoto “Nates” Goto joined the Columbus Blue Jackets as assistant athletic trainer in June 2012. Prior to joining the club, he spent seven seasons with the New York Islanders, including six as the assistant athletic trainer and one as the team’s massage therapist.

He arrived in New York after serving as the head athletic trainer for the Niagara University men’s ice hockey team from 1996-2005. During that time, he also worked with the Florida Panthers as an athletic trainer and was the tournament head athletic trainer for the 2003 Men’s NCAA Frozen Four Tournament held at HSBC Arena in Buffalo, New York. His experiences also includes stints at Siena College, Rensselaer Polytechnic Institute, the Arena Football League’s Albany Firebirds, as well as at the 1992 USA Cup Hockey Tournament and the summer Empire State Games from 1991-96.

A member of the National Athletic Trainers’ Association, Goto received a bachelor’s degree in physical education from Nippon Sports Science University in Tokyo, Japan and a master’s degree in physical education while completing the N.A.T.A. Approved Graduate Athletic Training Curriculum at Western Michigan University. He resides in Columbus.



TIM LEROY **EQUIPMENT MANAGER**

Tim LeRoy joined the Columbus Blue Jackets as equipment manager prior to the inaugural 2000-01 season and has over 20 years of experience in professional hockey. He came to Columbus after spending six years with the Florida Panthers, most recently as the club’s associate equipment manager.

The Kalamazoo, Michigan native began his career with the International Hockey League’s Kalamazoo Wings as an assistant equipment manager from 1987-90. He then spent three years with the Kansas City Blades, San Jose’s IHL affiliate, from 1990-93.

LeRoy and his wife, Angie, and son, Kolter, reside in Westerville.



JAMIE HEALY **ASSISTANT EQUIPMENT MANAGER**

Jamie Healy has served as the assistant equipment manager for the Columbus Blue Jackets since prior to the inaugural 2000-01 season. Prior to coming to Columbus, he spent the 1999-00 season as equipment manager for the East Coast Hockey League champion Peoria Rivermen.

A native of Kalamazoo, Michigan, Healy has also served as the equipment manager for the Alexandria Warthogs (WPHL, 1998-99) and Kalamazoo Wings (IHL, 1993-95).

His family includes wife, Darlene, and sons, Garrett, and Brendan. The family resides in Columbus.



JASON STYPINSKI **EQUIPMENT ASSISTANT**

Jason Stypinski joined the Blue Jackets as an equipment assistant prior to the 2005-06 season. Prior to joining the club, he served as a facilities director for the Chiller Ice Rinks and also worked Blue Jackets games as a locker room attendant for visiting teams playing at Nationwide Arena.

Stypinski spent several years as an equipment manager in the ECHL, serving in that capacity for the Peoria Rivermen (2000-01), Jackson Bandits (1999-00), Columbus Chill (1996-99) and Jacksonville Lizard Kings (1995-96).



Walgreens

SOME

NOISE

MOTO DOWN'S
RACING

High Street Columbus OH 43207 614

Scotts

★ COLUMBUS BLUE JACKETS ★


CLUB INFORMATION

JOIN THE
BATTLE

WHAT YOU SEE ON THE ICE IS JUST THE BEGINNING

The Columbus Blue Jackets Foundation is dedicated to helping central Ohio kids to get healthy, play safely, and stay active. The Foundation dedicates time, resources, and financial support to organizations making a difference in the areas of pediatric cancer, brain trauma prevention and management, fitness through play, and the growth and development of amateur hockey.

Since its inception in 2000, the Foundation has awarded over \$6.2 million to various charitable and youth hockey organizations throughout central Ohio.



GET HEALTHY

Through a variety of fundraisers, including the Black Tie Blue Jackets Style Show, the team and Foundation have raised over \$2 million to help fund programs at Nationwide Children's Hospital and other local organizations supporting pediatric cancer patients and their families. The Foundation also works to ease the stress on pediatric cancer families by hosting them at games, providing opportunities to interact with players, and funding summer camps.

PLAY SAFELY

The team and Foundation are committed to encouraging the use of proper safety equipment and teaching kids to take care of their bodies, primarily through the distribution of sport helmets. Each year, the Foundation and Nationwide Children's Hospital team up to distribute Blue Jackets-branded bike helmets to area youth visiting the hospital as a result of head traumas or as a preventive measure. The Foundation additionally donates helmets to each of the OhioHealth Chiller Ice Rinks and encourages skaters to wear one of these branded helmets during all public skate and class sessions.

STAY ACTIVE

With the help of Blue Jackets players, the Foundation has helped support youth hockey teams through sponsorships and clinics. Each year, a portion of the Foundation's revenue is directed to support youth and amateur hockey programs. Since 1995, the number of registered youth hockey players in the Columbus area has increased from 150 to over 4,500. The Foundation also supports playground building in an effort to provide children with safe places to exercise and interact.

For more information about the Blue Jackets Foundation, visit BlueJacketsFoundation.org.





Powered by **AEP** AMERICAN
ELECTRIC
POWER



BOOK JACKET'S READING INCENTIVE PROGRAM

The Book Jackets reading program is a literary incentive initiative established by the team in 2000 to encourage students in grades K-8 to spend more of their free time reading. Students are able to track their minutes read through various levels to receive prizes.



STUDENT ACHIEVERS

Students Achievers gives teachers the flexibility to focus on achievement areas that are most important to their classrooms. Using a ticket to a Blue Jackets home game as an incentive, students can EARN their free ticket by reaching the goals set in their classroom. The Blue Jackets supply educators with achievement certificates and teachers determine how the prizes are rewarded, making it flexible, easy and fun!



PARTNERS IN EDUCATION

Avondale Elementary, on the near West side of Columbus, is the Blue Jackets official "Adopt-A-School" partner. This partnership includes beautification projects at the school by team staff and volunteers, Career Day presenters, guest speakers, and engaged CBJ staffers that participate as pen pals with students. The students also visit Nationwide Arena for an annual party during which they meet their pen pals.

SCHOLARSHIPS

Each season, the Foundation awards a pair of scholarships. The first is the John H. McConnell Scholarship Fund, founded in 2008 to honor the life and legacy of the team's late founder, John H. McConnell. Each year, one student, who personifies his character and leadership, is awarded a \$10,000 scholarship.

The Foundation also awards up to a \$10,000 scholarship to a graduating high school senior who played hockey in high school. The scholarship is awarded to student athletes who display maturity, leadership, and other character-focused qualities, in addition to scholastic and athletic success.

FAN DEVELOPMENT

THE MISSION OF THE COLUMBUS BLUE JACKETS FAN DEVELOPMENT DEPARTMENT IS TO GIVE BACK TO THE COMMUNITY THROUGH VARIOUS PROGRAMMING AND EVENTS THAT INTRODUCE AND TEACH THE FUNDAMENTALS OF HOCKEY TO PEOPLE OF ALL AGES IN A SAFE AND PROFESSIONAL ENVIRONMENT.



JUNIOR JACKETS (Presented by Tim Hortons)

The Columbus Blue Jackets Junior Jackets program, presented by Tim Hortons, is dedicated to developing interest and participation in ice hockey throughout central Ohio. Our professional instructors from the OhioHealth Chiller Ice Rinks are committed to providing Ohio's premier initiation program in a fun, safe, and positive environment. It is the goal of the program to prepare the participants for play in a more structured youth hockey association in the future.



HIGH SCHOOL CHAMPIONSHIPS

The Blue Jackets and Nationwide Arena, in partnership with the Ohio High School Athletic Association, host the Ohio High School Ice Hockey Championships every March.



BLUE JACKETS SUMMER HOCKEY SCHOOL

Blue Jackets Summer Hockey School is designed to provide the highest quality of training and instruction to its participants. Sessions offer players of all ages and skill levels the best value experience in a positive learning environment. Camps are held at the OhioHealth Chiller North and feature appearances by Blue Jackets players and coaches.



STREET JACKETS

Street Jackets, a member of the NHL Street Program is a grass-roots street hockey program that allows kids to learn the basic skills of hockey on the playgrounds or in the gymnasiums of community based facilities through the donation of equipment, training sessions, and manuals. There is no cost to the facilities for this program and all kids need to participate is a pair of sneakers.



OHIO AAA BLUE JACKETS

The Ohio AAA Blue Jackets program was formed to create, develop, and maintain an elite hockey program in Ohio focused on player development that provides the training and environment for players to fully develop and enhance their skills. This program also aims to provide the elite player with the support necessary to succeed as a student-athlete, and also assist and promote player advancement to the junior and collegiate level. There are currently seven boys teams from Squirt Major to Midget Major as well as two girls teams at the U14 and U16 levels.



SHOOTOUT SHOWCASE (Presented by Scotts Miracle-Gro)

The Shootout Showcase, presented by Scotts Miracle-Gro, is a unique opportunity for youth hockey players across the state of Ohio to participate in an NHL style shootout contest. All competitions are televised during FOX Sports Ohio game broadcasts and posted to the Blue Jackets and FOX Sports Ohio websites.

BLUE JACKETS BREAKAWAY

The Breakaway Tour is a series of events held in conjunction with much larger events throughout Ohio from April to September. Breakaway events include street hockey, team inflatable attractions, and giveaways. The mission of Blue Jackets breakaways is to work with our community and provide a first-class entertainment.


FREE HOCKEY CLINICS (Presented by Scotts Miracle-Gro)

The Blue Jackets and the OhioHealth Chiller Ice Rinks team up to host free "Try Hockey" clinics presented by Scotts Miracle-Gro giving central Ohio youth the opportunity to lace up their skates and try the game for free. The clinics, led by Blue Jackets staff and OhioHealth Chiller instructors, are held at various OhioHealth Chiller locations throughout the year.

FUTURE JACKETS (Presented by Papa John's)

The Blue Jackets are happy to provide local mini-mite, mite, and squirt age youth hockey players the opportunity of a lifetime by playing during intermission breaks at select Blue Jackets home games. Treated like the pros, participants dress in a locker room next to the Blue Jackets dressing room, wear Blue Jackets uniforms and play on the same ice and in front of the same crowds as their hockey heroes.





OHIOHEALTH ICE HAUS

One outstanding feature that sets Nationwide Arena apart as a premier sports and entertainment facility is the OhioHealth Ice Haus, the club's official practice rink attached to the main arena. The Blue Jackets hold the distinction of being the first team in the National Hockey League to have its practice rink located at the same location where it plays its games. This unique configuration has since been used as a model for new NHL buildings.

The OhioHealth Ice Haus is a 63,000-square foot facility located on the west side of Nationwide Arena. It contains four separate team locker rooms and one officials' room. As the practice home of the Blue Jackets and the official home rink of the Ohio Junior Blue Jackets Tier 1 AAA hockey program and several Central Ohio high school teams, the OhioHealth Ice Haus features fixed seating for 750 people and an overall capacity of 1,500.

In addition, the facility is also used for youth hockey, figure skating, public skating and private rentals. During Blue Jackets games, fans may check out the action within the OhioHealth Ice Haus from the open viewing areas located on the main concourse and inside the arena's pub – the Labatt Blue Zone.

In addition to the OhioHealth Ice Haus in downtown Columbus, other facilities within the family of OhioHealth Chiller Ice Rinks include three suburban locations that each feature dual rinks – OhioHealth Chiller Dublin, OhioHealth Chiller Easton, and OhioHealth Chiller North. Most recently, the Chiller Ice Rinks group extended its reach to include a new rink in Springfield, Ohio. For more information on any of the rinks, visit www.thechiller.com



OhioHealth Ice Haus
200 W. Nationwide Blvd.
Columbus, OH 43215
(614) 246-3380

OhioHealth Chiller Dublin
7001 Dublin Park Dr.
Dublin, OH 43016
(614) 764-1000

OhioHealth Chiller Easton
3600 Chiller Lane
Columbus, OH 43219
(614) 475-7575

OhioHealth Chiller North
8144 Highfield Dr.
Lewis Center, OH 43035
(614) 549-0009

OhioHealth Chiller Ice Works
401 E. Wilson Bridge Rd.
Worthington, OH 43085
(614) 433-9600

NTPRD Chiller Ice Arena
301 West Main St.
Springfield, OH 45504
(937) 323-RINK (7465)

NATIONWIDE ARENA



In addition to being known as home of the Columbus Blue Jackets, Nationwide Arena is also the destination of choice by many of the nation's top-grossing touring acts. From U2 to The Rolling Stones, Eric Clapton to Fleetwood Mac and Prince to Billy Joel and Elton John, Nationwide Arena has hosted the world's best entertainers since opening its doors in September 2000.

Last season's concert schedule ran the gamut from rock icons like Bruce Springsteen and The Eagles to chart toppers like Justin Timberlake, Drake and Selena Gomez. Country legend George Strait also took the stage in the final tour of his storied career.

Besides exciting NHL action and the hottest concerts, the arena also annually hosts a wide range of premier events including World Wrestling Entertainment, Monster Jam, Disney on Ice and World's Toughest Rodeo, just to name a few.

High school hockey action is also another annual staple at Nationwide Arena as the Ohio High School Athletic Association (OHSA) state ice hockey championships will be played in March for the 13th consecutive year.

As a multipurpose sports and entertainment venue, Nationwide Arena holds the distinction as the first NHL building to have the team's practice facility attached to the arena where the team plays its games. In addition to serving as the Blue Jackets official practice facility, the OhioHealth Ice Haus also offers hockey, public skating and is available for private rental. The OhioHealth Ice Haus serves as home of the AAA Ohio Blue Jackets hockey program and several central Ohio high school teams.

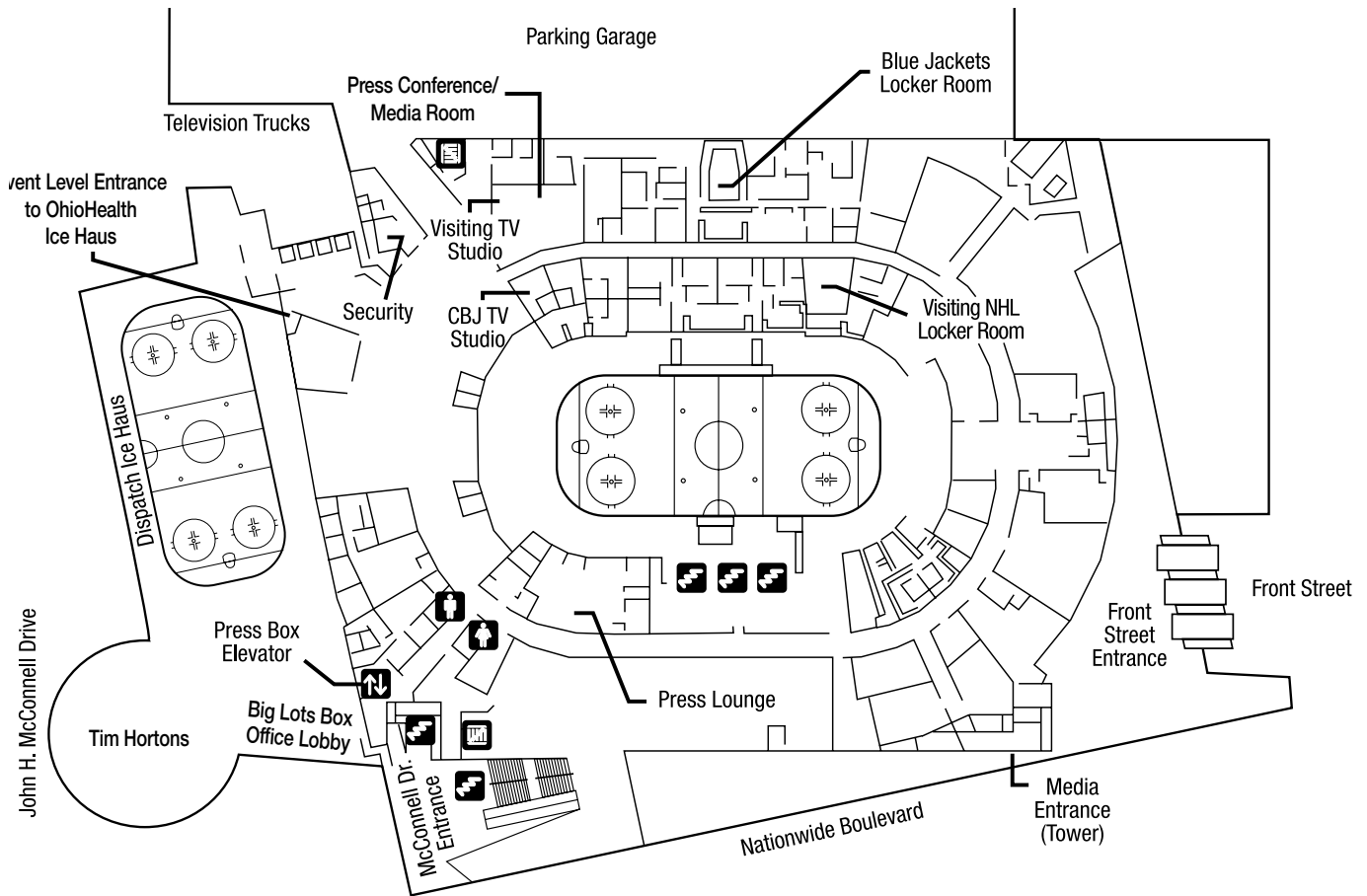
Nationwide Arena is the centerpiece of the Arena District, a 75-acre dynamic, mixed-use development located in the heart of downtown Columbus. This entertainment district features a variety of restaurants, premier office space, exciting entertainment venues, residential space and acres of parks and green space.

Together, the Arena District and Nationwide Arena provide a very inviting business and entertainment destination attracting residents, tenants and visitors from across the country. With its reputation as a "must play" venue for top touring acts, quality family entertainment and specialty sporting events, Nationwide Arena attracts an average of more than one million guests annually.

For more information on Nationwide Arena events, visit NationwideArena.com, "like" us at [Facebook.com/NationwideArenaColumbus](https://www.facebook.com/NationwideArenaColumbus), or follow along on Twitter (@NationwideArena) and Instagram ([Instagram.com/nationwidearena](https://www.instagram.com/nationwidearena)).



ARENA MAP AND DIRECTIONS



DIRECTIONS TO NATIONWIDE ARENA AND OHIOHEALTH ICE HAUS

Nationwide Arena is located at 200 West Nationwide Blvd. on the north side of downtown Columbus.

FROM NORTH (ON I-71)

South on I-71 to I-670 West. Exit at Neil Avenue. Turn left at intersection onto Neil Avenue. Proceed to the signed event parking entrances. -or- South on I-71 to I-670 West. Exit onto N. Third St. Turn right onto Chestnut Street. Proceed to the signed event parking entrances on Chestnut Street.

FROM NORTH (ON OH-315)

South on OH-315 to I-670 East. Exit at Neil Avenue. Turn right at intersection onto Neil Avenue. Turn left onto Nationwide Blvd. Proceed to the signed event parking entrances.

FROM SOUTH (ON I-71)

North on I-71. Exit at Front St. (#100A). Turn left at intersection onto Front Street. Proceed North on Front Street to signed event parking entrances near Front Street and Nationwide Blvd.

FROM EAST (ON I-70)

West on I-70. Exit at Fourth Street. Continue onto Fulton Street to Front Street. Turn right onto Front Street. Proceed North on Front Street to signed event parking entrances near Front Street and Nationwide Blvd.

FROM EAST (ON I-670)

West on I-670. Exit at Neil Avenue. Turn left at intersection onto Neil Avenue. Proceed to the signed event parking entrances.

FROM WEST (ON I-70)

East on I-70 to I-670 East. Exit at Neil Avenue. Turn right at intersection onto Neil Avenue. Turn left onto Nationwide Blvd. Proceed to the signed event parking entrances. -or- East on I-70 to OH-315 North to I-670 East. Exit at Neil Avenue. Turn right at intersection onto Neil Avenue. Turn left onto Nationwide Blvd. Proceed to the signed event parking entrances.

FROM WEST (ON I-670)

East on I-670. Exit onto Neil Avenue. Turn right at intersection onto Neil Avenue. Turn left onto Nationwide Blvd. Proceed to the signed event parking entrances.

BLUE JACKETS TELEVISION & RADIO

BLUE JACKETS ON FOX SPORTS OHIO

FOX Sports Ohio has been the television home of Blue Jackets hockey since the inaugural 2000-01 season and its Emmy-winning coverage will feature 81 regular season games during the 2014-15 season. The FOX Sports Ohio/Blue Jackets broadcast team features play-by-play announcer Jeff Rimer, color analyst Jody Shelley, contributor and host Bill Davidge, host Brian Giesenschlag and rink side reporter Dave Maetzold.

FOX Sports Ohio brings the excitement of the NHL to over 5.2 million homes across Ohio, as well as parts of Kentucky and West Virginia. The network will air 41 home games and 40 away contests during the 2014-15 campaign with NBC Sports Network set to televise the Thursday, February 19 encounter between the Blue Jackets and Pittsburgh Penguins live to a national audience from CONSOL Energy Center.

Throughout the season, live game night coverage on FOX Sports Ohio begins with *Blue Jackets Live*, a 30-minute pre-game show featuring highlights, player interviews and analysis. Coverage continues after the game with the post-game edition of Blue Jackets Live, presented by IGS Energy. The pre- and post-game shows will be hosted by Bill Davidge and Brian Giesenschlag.

Blue Jackets Slap Shots offers Blue Jackets fans a chance to revisit the top moments from the Blue Jackets' previous week. The show airs weekly during the season on FOX Sports Ohio.



JEFF RIMER TELEVISION PLAY-BY-PLAY

Jeff Rimer brings several decades of broadcasting experience to Blue Jackets telecasts on FOX Sports Ohio and has covered the NHL for nearly 40 years, including the past 24 seasons calling play-by-play action on television for the Blue Jackets, Florida Panthers and Washington Capitals. Additionally, he is a regular guest on radio programs across North America and has co-hosted the internationally-syndicated "Inside the NHL" radio program with John Davidson.

A native of Toronto, Rimer began his broadcasting career with CFAC-Radio in Calgary and then spent over four years working for the Canadian Broadcast Company, including serving as the network's gymnastics commentator during the 1976 Summer Olympic Games in Montreal. He also served as the sports director at CFCF-Radio in Montreal for eight years and hosted Canadiens pre- and post-game shows.

Rimer called play-by-play action for the Capitals on Home Team Sports (HTS) and WDCA-TV from 1983-93. During that time, he also served as the sports director at WBAL-Radio in Baltimore, hosting pre- and post-game shows for Orioles baseball, co-hosted syndicated college basketball shows with Billy Packer and Maryland Head Coach Gary Williams and was a sideline reporter for Maryland Terrapins football. He was awarded a regional Emmy Award for his play-by-play work and won a United Press International National Broadcasting Award for his work at WBAL.

Rimer and his wife, Ferrel, reside in suburban Columbus and are the parents of son, Josh, and daughter, Kylie.



JODY SHELLEY TELEVISION ANALYST

Former Columbus Blue Jackets forward Jody Shelley rejoined the organization in August 2013 when he was named a broadcast associate and team ambassador and in 2014-15 will serve as the club's television color analyst on FOX Sports Ohio. In addition to his broadcast duties, the Columbus fan favorite is also actively engaged in various business and community initiatives for the organization.

In his return to Columbus, he provided analysis during select home radio broadcasts, was as a regular contributor during game telecasts on FOX Sports Ohio, featured on Jackets TV on BlueJackets.com and co-hosted "The Inside Edge" with club radio play-by-play announcer Bob McElligott, a weekly radio show on the Blue Jackets Radio Network and flagship station Sports Radio 97.1 The Fan.

Shelley, who retired in 2013 after a career that spanned 16 years and over 600 NHL games, was signed by the Blue Jackets as a free agent on Jan. 31, 2001 and made his NHL debut with the club against the Pittsburgh Penguins on Feb. 17, 2001. He went on to appear in 380 games with the club, registering 11 goals and 18 assists for 29 points with 1,025 penalty minutes. He led the Blue Jackets in penalty minutes four times (2001-06) and owns the club record for penalty minutes in a season with 249 PIM in 2002-03. Through the 2013-14 campaign, Shelley is tied for the club's all-time lead in penalty minutes with current Jacket Jared Boll and ranks seventh on the club's all-time games played list. He was also an active participant in the club's community initiatives through the Columbus Blue Jackets Foundation and received the team's Community Service Award for the 2006-07 season.

After leaving Columbus in January 2008, Shelley spent parts of three seasons with the San Jose Sharks. He then joined the New York Rangers during the 2009-10 season before spending his final three campaigns with the Philadelphia Flyers. He wrapped up his NHL career with 18-36-54 and 1,538 penalty minutes in 627 games. He also appeared in nine Stanley Cup Playoff games with San Jose and Philadelphia.

Prior to turning professional, he spent three seasons with the Halifax Mooseheads of the Quebec Major Junior Hockey League. He tallied 48-50-98 and 933 penalty minutes in 181 games from 1994-97 and had his number 25 retired by the club. He began the 1997-98 season at Dalhousie University before making his pro debut with the American Hockey League's Saint John Flames that same year.

Shelley was born on February 7, 1976 in Thompson, Manitoba and raised in Yarmouth, Nova Scotia. He and his wife, Mandy, are the parents of a son, Owen, and daughter, Evelyn. The family resides in Powell.



BILL DAVIDGE **PRE-AND-POST-GAME TV ANALYST**

Bill Davidge enters his 14th year as a Blue Jackets broadcaster and first as the pre- and post-game analyst on FOX Sports Ohio. After serving as color analyst on the Blue Jackets Radio Network from 2000-09, Davidge spent the last five seasons providing commentary in the television booth. He brings over 40 years of hockey experience as a player, scout and coach to game broadcasts on FOX Sports Ohio.

Prior to joining the broadcast team, Davidge spent the 1999-00 season as a scout for the club. From 1995-99, he served as part-time scout/player development coach for the Florida Panthers and also was a part-time scout for the Detroit Red

Wings from 1990-94.

Davidge played four years of college hockey at The Ohio State University, serving as team captain as a junior and senior and earning scholar-athlete recognition each season before graduating with honors in 1977. After spending the 1977-78 season as a graduate assistant coach at Miami (Ohio) University and earning his Masters in Education, he was hired as an assistant coach and served in that capacity for eight years. In 1985, he was promoted to head coach/professor and spent four seasons behind the bench and teaching. Upon retiring from college coaching, he continued to teach at Miami University as a professor in the Department of Physical Education, Health and Sport Studies.

A native of Dunnville, Ontario, he is the father of two sons, Rob, and Willy J., and a daughter, Miranda. He and his wife, Jayna, reside in Dublin.

SCIOTO DOWNS BLUE JACKETS RADIO NETWORK

Fans can catch all the action of Blue Jackets hockey on the Scioto Downs Blue Jackets Radio Network, which boasts 33 stations across Ohio and West Virginia. The network, with Bob McElligott calling the play-by-play action, and contributions from longtime host Mark Wyant, will carry all games on flagship stations Sports Radio 97.1 The Fan (WBNS-FM) or CD 102.5FM (WWCD-FM). Fans can also access the radio broadcast via the team website (BlueJackets.com).

Fans can also tune in via the Blue Jackets Radio Network affiliates – WARF AM 1350 Akron; WATH AM 970 Athens; WNCO-AM 1340 Ashland/Mansfield; WILE-FM 107.9 Barnesville; WBLL AM 1390 Bellefontaine; WILE AM 1270 Cambridge; WKKI-FM 94.3 Celina; WBEX AM 1490 Chillicothe; WWOW AM 1360 Conneaut; WING AM 1410 Dayton; WEOL AM 930 Elyria; WFIN AM 1330 Findlay; WBVI-FM 96.7 Fostoria; WMOH AM 1450 Hamilton; WTCR AM 1420 Huntington, WV; WIRO 1230 AM Ironton; WLOH AM 1320 Lancaster; WCIT AM 940 Lima; WLOH FM 99.3 Logan; WMOA AM 1490 Marietta; WQTT-AM 1270 Marysville; WMRN-AM 1490 Marion; WJAW FM 100.9 McConnelsville; WMPO-AM 1390 Middleport; WCLT AM 1430 Newark; WMPO FM 97.1, Pomeroy; WNXT AM 1260 Portsmouth; WMOV AM 1360 Ravenswood; WCHO AM 1250 Washington Court House; WELW 1330 AM, Willoughby; and WHIZ AM 1240 Zanesville.



BOB MCELLIGOTT **RADIO PLAY-BY-PLAY**

Bob McElligott joined the Columbus Blue Jackets broadcast team as radio broadcaster in July 2009 and assumed play-by-play duties prior to the 2013-14 season. In addition to his in-game duties, he serves as a host on both the radio pre- and post-game shows, as well as club ancillary programming. He is a regular contributor on BlueJackets.com, the club's official website, through video features on Jackets TV as well as editorial content.

Before moving to Columbus, McElligott spent ten seasons serving as the broadcaster for the Syracuse Crunch, the Blue Jackets' American Hockey League affiliate. In addition to calling the action on radio and television for the Crunch, he produced a regular Crunch feature for the Blue Jackets Radio Network and called play-by-play action during several Blue Jackets games during that time.

Beyond his work with the AHL club, the Somerset, Pennsylvania native has been the radio and television voice of the Syracuse Chiefs of the International Baseball League. Also during his time in Syracuse, he hosted a weekly one-hour radio show and was a morning sports anchor on radio stations WSEN-FM, WFBL-AM and WOLF-FM. In addition, he broadcast Syracuse University football and basketball games for ESPN3.com, as well as a variety of college and high school sports for Time Warner Cable.

Prior to his arrival in Syracuse, McElligott worked with the ECHL's Johnstown Chiefs as well as six years calling baseball action in the Carolina League (Single A) with Kinston, Wilmington, Prince William and Salem.

He and his wife, Kathy, are the parents of sons, Matthew and Braden.

JOIN THE BATTLE FROM EVERYWHERE

BLUE JACKETS MOBILE APP



**News, Real Time Game Updates, Live Radio,
Highlights & More!**





★ COLUMBUS BLUE JACKETS ★

PLAYERS



TRAINING CAMP ROSTER

No.	Forwards	Ht.	Wt.	DOB	Birthplace	Shoots	'13-14 Club	League	GP	G	A	Pts.	+/-	PIM
53	Anderson, Josh	6-3	214	5-7-94	Burlington, Ontario	R	London	OHL	59	27	24	51	31	81
42	Anisimov, Artem	6-4	197	5-24-88	Yaroslavl, Russia	L	COLUMBUS	NHL	81	22	17	39	-2	20
13	Atkinson, Cam	5-8	174	6-5-89	Riverside, Connecticut	R	COLUMBUS	NHL	79	21	19	40	-4	18
65	Bjorkstrand, Oliver	5-11	169	4-10-95	Herning, Denmark	R	Portland	WHL	69	50	59	109	44	36
40	Boll, Jared	6-3	211	5-13-86	Charlotte, North Carolina	R	COLUMBUS	NHL	28	1	1	2	-6	62
11	Calvert, Matt	5-11	190	12-24-89	Brandon, Manitoba	L	COLUMBUS	NHL	56	9	15	24	-1	53
39	Chaput, Michael	6-2	203	4-9-92	Ile Bizard, Quebec	L	COLUMBUS	NHL	17	0	1	1	0	2
							Springfield	AHL	55	19	26	45	-4	51
37	Collins, Sean	6-1	200	12-29-88	Saskatoon, Saskatchewan	L	COLUMBUS	NHL	6	0	1	1	0	1
							Springfield	AHL	67	16	25	41	9	34
12	Craig, Ryan	6-2	214	1-6-82	Abbotsford, British Columbia	L	COLUMBUS	NHL	6	0	0	0	-3	0
							Springfield	AHL	55	18	15	33	-5	52
25	D'Amigo, Jerry	5-11	202	2-19-91	Binghamton, New York	L	TORONTO	NHL	22	1	2	3	-1	0
							Toronto	AHL	51	20	13	33	10	17
56	Dano, Marko	5-11	206	11-30-94	Eisenstadt, Austria	L	Bratislava	KHL	41	3	2	5	-11	41
							Springfield	AHL	10	2	4	6	-2	4
84	DiPaolo, Mike	6-4	210	1-7-94	Brantford, Ontario	R	Sarnia	OHL	2	0	0	0	-2	2
							Charlottetown	QMJHL	51	0	4	4	-13	165
17	Dubinsky, Brandon	6-2	218	4-29-86	Anchorage, Alaska	L	COLUMBUS	NHL	76	16	34	50	5	98
71	Foligno, Nick	6-0	208	10-31-87	Buffalo, New York	L	COLUMBUS	NHL	70	18	21	39	5	96
23	Gibbons, Brian	5-8	170	2-26-88	Braintree, Massachusetts	L	PITTSBURGH	NHL	41	5	12	17	5	6
							W-B/Scranton	AHL	28	11	19	30	9	43
43	Hartnell, Scott	6-2	210	4-18-82	Regina, Saskatchewan	L	PHILADELPHIA	NHL	78	20	32	52	11	103
24	Hjalmarsson, Simon	5-11	178	2-1-89	Varnamo, Sweden	L	Linkopings	SHL	55	27	39	57	0	87
33	Hoeffel, Mike	6-4	212	4-9-89	North Oaks, Minnesota	L	Albany	AHL	53	7	12	19	6	40
8	Horton, Nathan	6-2	225	5-29-85	Welland, Ontario	R	COLUMBUS	NHL	36	5	14	19	-3	24
38	Jenner, Boone	6-2	208	6-15-93	Dorchester, Ontario	L	COLUMBUS	NHL	72	16	13	29	6	45
19	Johansen, Ryan	6-3	211	7-31-92	Port Moody, British Columbia	R	COLUMBUS	NHL	82	33	30	63	3	43
55	Letestu, Mark	5-10	202	2-4-85	Elk Point, Alberta	R	COLUMBUS	NHL	82	12	22	34	1	20
57	Milano, Sonny	6-1	189	5-12-96	Massapequa, New York	L	USNDP	USHL	58	29	57	86	23	n/a
67	Moutrey, Nick	6-3	218	6-24-95	Toronto, Ontario	L	Saginaw	OHL	68	15	26	41	13	82
52	Rychel, Kerby	6-1	208	10-7-94	Torrance, California	L	Windsor/Guelph	OHL	58	34	55	89	41	43
45	Sedlak, Lukas	6-0	215	2-25-93	Ceske Budejovice, Czech Republic	L	Springfield	AHL	54	8	6	14	3	26
68	Soberg, Markus	6-0	175	4-22-95	Oslo, Norway	R	Frolunda	SuperElit	45	21	17	38	18	40
26	Tropp, Corey	6-0	195	7-25-89	Grosse Pointe, Michigan	R	COLUMBUS	NHL	44	2	8	10	11	37
							BUFFALO	NHL	9	0	1	1	-8	0
49	Tynan, T.J.	5-8	157	2-25-92	Palos, Illinois	R	Notre Dame	HEA	41	10	18	28	-1	28
							Springfield	AHL	3	0	0	0	1	2
34	Tyrell, Dana	5-10	195	4-23-89	Airdrie, Alberta		TAMPA BAY	NHL	7	0	0	0	0	4
							Springfield	AHL	19	6	6	12	4	0
							Syracuse	AHL	44	9	12	21	-4	20
76	Vogelhuber, Trent	6-1	202	7-13-88	Dublin, Ohio	R	Springfield	AHL	30	1	8	9	1	19
41	Wennberg, Alexander	6-2	193	9-22-94	Stockholm, Sweden	L	Frolunda	SHL	50	16	5	21	-5	8
88	Wetmore, Riley	6-0	197	7-28-89	Swanton, Vermont	R	Bridgeport	AHL	38	3	8	11	-2	16

No.	Defenseman	Ht.	Wt.	DOB	Birthplace	Shoots	'13-14 Club	League	GP	G	A	Pts.	+/-	PIM
20	Erixon, Tim	6-3	206	2-24-91	Port Chester, New York	L	COLUMBUS	NHL	2	0	0	0	2	2
							Springfield	AHL	40	4	33	38	-4	16
29	Goloubef, Cody	6-1	201	11-30-89	Mississauga, Ontario	R	COLUMBUS	NHL	5	0	0	0	0	2
							Springfield	AHL	62	7	21	28	9	98
64	Heatherington, Dillon	6-3	215	5-9-95	Calgary, Alberta	L	Swift Current	WHL	70	6	29	35	24	63
7	Johnson, Jack	6-1	230	1-13-87	Indianapolis, Indiana	L	COLUMBUS	NHL	82	5	28	33	-7	33
46	Labrie, Hubert	5-11	185	7-12-91	Victoriaville, Quebec	L	Texas	AHL	40	2	5	7	11	49
62	Larkin, Thomas	6-5	224	12-31-90	London, England	R	Springfield	AHL	19	0	2	2	-3	2
							Evansville	ECHL	33	3	17	20	8	48
54	Madaisky, Austin	6-2	196	1-30-92	Burnaby, British Columbia	R	Springfield	AHL	38	4	4	8	3	10
							Evansville	ECHL	8	0	2	2	-8	0
27	Murray, Ryan	6-0	200	9-27-93	Regina, Saskatchewan	L	COLUMBUS	NHL	66	4	17	21	4	10
81	Ponich, Brett	6-6	220	2-22-91	Beaumont, Alberta	L	Chicago	AHL	14	0	3	3	5	26
							Kalamazoo	ECHL	51	3	5	8	-2	65
47	Prout, Dalton	6-3	229	3-13-90	Kingsville, Ontario	R	COLUMBUS	NHL	49	2	4	6	-7	37
							Springfield	AHL	15	0	3	3	-2	11
28	St. Denis, Frederic	5-11	188	1-23-86	Greenfield Park, Quebec	L	Springfield	AHL	60	9	17	26	16	32
58	Savard, David	6-1	224	10-22-90	St. Hyacinthe, Quebec	R	COLUMBUS	NHL	70	5	10	15	2	28
78	Siebenaler, Blake	6-0	199	2-27-96	Fort Wayne, Indiana	R	Niagara	OHL	68	6	24	30	-16	24
48	Sifers, Jaime	5-11	199	1-18-83	Stratford, Connecticut	R	Mannheim	Germany	50	3	21	24	12	62
51	Tyutin, Fedor	6-2	218	7-19-83	Izhevsk, Russia	L	COLUMBUS	NHL	69	4	22	26	6	44
44	Weber, Will	6-4	229	10-28-88	Gaylord, Michigan	L	Springfield	AHL	63	1	4	5	-7	100
21	Wisniewski, James	5-11	207	2-21-84	Canton, Michigan	R	COLUMBUS	NHL	75	7	44	51	0	61

No.	Goaltenders	Ht.	Wt.	DOB	Birthplace	Catches	'13-14 Club	League	GP	MIN	W-L-OT	GAA	SV%
72	Bobrovsky, Sergei	6-2	184	9-20-88	Novokuznetsk, Russia	L	COLUMBUS	NHL	58	3299	32-20-5	2.38	.923
35	Dansk, Oscar	6-3	191	2-28-94	Stockholm, Sweden	L	Erie	OHL	42	2405	29-9-1	2.39	.909
31	Forsberg, Anton	6-3	191	11-27-92	Ornskoldsvik, Sweden	L	MODO	SHL	22	1304	11-11-0	2.44	.919
							Springfield	AHL	4	212	3-0-0	1.13	.957
30	McElhinney, Curtis	6-3	206	5-23-83	London, Ontario	L	COLUMBUS	NHL	28	1423	10-11-1	2.70	.909
80	Munroe, Scott	6-2	196	1-20-82	Moose Jaw, Saskatchewan	R	Vaxjo	Sweden	36	2,108	19-16-0	2.05	.912

TRAINING CAMP ROSTER

PRONUNCIATION GUIDE

Josh Anderson	AN-dur-suhn
Artem Anisimov	AHR-tehm a-NEE-see-mawv
Cam Atkinson	AT-kihn-suhn
Sergei Bobrovsky	SAIR-gay bawb-RAWF-skee
Jared Boll	AIR-ehd BOWL
Oliver Bjorkstrand	bee-YORK-strand
Matt Calvert	CAL-vuhrt
Michael Chaput	sha-POO
Sean Collins	KAW-lihns
Ryan Craig	KREHG
Jerry D'Amigo	dah-MEE-goh
Oscar Dansk	DANSK
Marko Dano	DAN-oh
Mike DiPaolo	dih-PAWL-oh
Brandon Dubinsky	DOO-bihn-skee
Tim Erixon	AIR-ihx-uhn
Nick Foligno	foh-LEE-noh
Anton Forsberg	AN-tawn FOHRZ-buhrg
Brian Gibbons	GIH-buhnz
Cody Goloubeff	GOH-luh-behf
Scott Hartnell	HAHRT-nuhl
Dillon Heatherington	heh-thuhr-ING-tuhn
Simon Hjalmarsson	JAHL-muhr-suhn
Mike Hoeffel	HOE-fuhl
Nathan Horton	HOHR-tuhn
Boone Jenner	JEH-nehr
Ryan Johansen	joh-HAN-sehn
Jack Johnson	JAHN-suhn

Hubert Labrie
Thomas Larkin
Mark Letestu
Austin Madaisky
Curtis McElhinney
Sonny Milano
Nick Moutrey
Scott Munroe
Ryan Murray
Dalton Prout
Peter Quenneville
Kerby Rychel
Frederic St. Denis
David Savard
Lukas Sedlak
Blake Siebenaler
Jaime Sifers
Markus Soberg
Corey Tropp
T.J. Tynan
Dana Tyrell
Fedor Tyutin
Trent Vogelhuber
Will Weber
Alexander Wennberg
Riley Wetmore
James Wisniewski

hew-BAIR la-BREE
LAR-kin
luh-TEHS-too
muh-DAY-skee
MAK-IHL-ehn-ee
mih-LAHN-oh
MOO-tree
muhn-ROH
MUHR-ree
PROWT
KWEHN-vihl
RIGH-kuhl
sayn-DEHN-ee
suh-VAHRD
SED-lak
SEE-beh-nay-luhr
SIGH-fuhrs
SHOH-buhrg
TRAHP
TIGH-nuhn
tigh-REHL
FEH-dohr TOO-tihn
VOH-guhl-hew-buhr
WEH-buhr
VEHN-buhrg
WEHT-mohr
wihz-NOO-skee

NUMERICAL ROSTER

7	Jack Johnson	D	34	Dana Tyrell	F	55	Mark Letestu	F
8	Nathan Horton	F	35	Oscar Dansk	G	56	Marko Dano	F
11	Matt Calvert	F	37	Sean Collins	F	57	Sonny Milano	F
12	Ryan Craig	F	38	Boone Jenner	F	58	David Savard	D
13	Cam Atkinson	F	39	Michael Chaput	F	62	Thomas Larkin	D
17	Brandon Dubinsky	F	40	Jared Boll	F	64	Dillon Heatherington	D
19	Ryan Johansen	F	41	Alexander Wennberg	F	65	Oliver Bjorkstrand	F
20	Tim Erixon	D	42	Artem Anisimov	F	67	Nick Moutrey	F
21	James Wisniewski	D	43	Scott Hartnell	F	68	Markus Soberg	F
23	Brian Gibbons	F	44	Will Weber	D	71	Nick Foligno	F
24	Simon Hjalmarsson	F	45	Lukas Sedlak	F	72	Sergei Bobrovsky	G
25	Jerry D'Amigo	F	46	Hubert Labrie	D	76	Trent Vogelhuber	F
26	Corey Tropp	F	47	Dalton Prout	D	78	Blake Siebenaler	D
27	Ryan Murray	D	48	Jaime Sifers	D	80	Scott Munroe	G
28	Frederic St. Denis	D	49	T.J. Tynan	F	81	Brett Ponich	D
29	Cody Goloubeff	D	51	Fedor Tyutin	D	84	Mike DiPaolo	F
30	Curtis McElhinney	G	52	Kerby Rychel	F	88	Riley Wetmore	F
31	Anton Forsberg	G	53	Josh Anderson	F			
33	Mike Hoeffel	F	54	Austin Madaisky	D			



ARTEM ANISIMOV

AHR-tehm a-NEE-see-mawv

42

2013-14 SEASON

- Set career highs in goals (22), game-winning goals (5), shorthanded goals (2) and TOI/game (16:35)
- Led all Blue Jackets forwards in blocked shots (55) and led all Columbus skaters in takeaways (51)
- Set Blue Jackets record by scoring the game-winning goal in three consecutive games: Mar. 1 (FLA), 3 (TOR) and 4 (DAL).
- Skated in 300th career NHL game on Nov. 19 at Edmonton
- Games lost to injury: 0... Multi-point (goal) games: 7 (2)... Most Points: 2 (7x) – Apr. 8 vs. Phoenix, most recent... Most Goals: 2 (2x) – Mar. 4 vs. Dallas, most recent... Most Assists: 2 – Apr. 8 vs. Phoenix ... Most PIM: 2 (10x) – Apr. 1 vs. Colorado , most recent... Most Shots: 6 (2x) – Mar. 29 at Carolina, most recent... TOI: 20:30 – Oct. 27 vs. Anaheim

CAREER HIGHLIGHTS

- Finished fifth (tied) in the NHL with four shootout goals in 2012-13
- Scored a goal in his Blue Jackets debut on Jan. 19, 2013 at Nashville
- Played the 200th game of his NHL career Dec. 30, 2011 at Florida
- Had his streak of 194-game playing streak come to an end when he missed the Rangers' Dec. 17, 2011 game at Phoenix due to illness
- Ranked third (tied) on the Rangers in assists and was one of four Rangers to play in all 82 games in 2010-11
- The Rangers posted a record of 14-2-1 when he tallied a goal and were 24-6-2 when he registered a point in 2010-11
- Notched two goals, including first overtime goal of his NHL career Nov. 11, 2010 vs. Buffalo
- Scored a goal and played the 100th game of his NHL career Nov. 14, 2010 vs. Edmonton
- Ranked ninth among NHL rookies in goals and 10th in points in 2009-10
- Was one of four NHL rookies and four Rangers players to appear in all 82 games in 2009-10
- Made his NHL debut on Feb. 3, 2009 vs. Atlanta
- Ranked fourth in the AHL in goals and fifth in points and led Hartford in both categories in 2008-09
- Was selected to play in the AHL All-Star Game and tallied 1-2-3 for Planet USA in 2008-09
- Spent three seasons (2004-07) playing with Yaroslavl's various teams in Russia

INTERNATIONAL CAREER

- Represented Russia at the 2014 World Championships (Gold), 2014 Olympics, 2010 World Championships (Silver), 2008 World Junior Championships, 2007 World Junior Championships (Silver) and 2006 World Under-18 Junior Championships

PERSONAL

- Nickname is 'Arty'
- Was a big fan of Russian star Pavel Bure growing up
- Cites winning the 2014 World Championships in Minsk as the highlight of his hockey career
- Favorite sports team is FC Barcelona and favorite athlete is Cristiano Ronaldo

CAREER TRANSACTIONS

- Signed a three-year contract extension with Columbus on June 26, 2013
- Acquired by the Blue Jackets from the NY Rangers along with Brandon Dubinsky, Tim Erixon and a 1st round selection in 2013 in exchange for Rick Nash, Steven Delisle and a conditional draft pick in the 2013 NHL Draft on July 23, 2012
- Selected by the NY Rangers in the second round, 54th overall, at the 2006 NHL Draft

POSITION

CENTER

SHOOTS

LEFT

HEIGHT

6-4

WEIGHT

197

DOB

05/24/88

BIRTHPLACE

YAROSLAVL, RUSSIA

VS. THE NHL

TEAM	GP	G	A	PTS	PIM
ANA	7	3	2	5	4
ARI	8	1	2	3	0
BOS	15	2	1	3	2
BUF	15	3	4	7	6
CGY	8	2	2	4	0
CAR	17	3	4	7	2
CHI	9	4	2	6	4
COL	7	1	1	2	2
CBJ	3	2	2	4	0
DAL	6	4	1	5	4
DET	9	2	0	2	2
EDM	8	3	2	5	4
FLA	15	2	2	4	2
LAK	8	2	3	5	2
MIN	9	1	2	3	4
MTL	15	3	4	7	4
NSH	10	3	0	3	0
NJD	21	4	7	11	4
NYI	22	3	5	8	10
NYR	4	1	0	1	2
OTT	15	1	2	3	6
PHI	22	5	8	13	8
PIT	23	8	2	10	2
SJS	6	1	2	3	0
STL	10	4	0	4	4
TBL	15	3	6	9	20
TOR	15	3	10	13	6
VAN	7	1	2	3	2
WSH	16	3	4	7	4
WPG	15	1	4	5	8
TOTALS	360	79	86	165	118

SINGLE SEASON HIGHS

GP:	82 (2x), 2010-11
G:	22, 2013-14
A:	26, 2010-11
PTS:	44, 2010-11
+/-:	12, 2011-12
PIM:	34, 2011-12
PPG:	4, 2011-12
SHG:	2, 2013-14
GWG:	5, 2013-14
Shots:	190, 2010-11
TOI:	16:35, 2013-14

GAME HIGHS

G:	2 (5x), 3/4/14 vs. DAL
A:	4, 1/19/11 vs. TOR
PTS:	4, 1/19/11 vs. TOR
PIM:	16, 12/8/11 vs. TBL
+/-:	3 (5x), 2/5/12 vs. PHI
Shots:	7 (3x), 12/5/11 vs. TOR
TOI:	22:41, 2/5/13 vs. LAK
Goal Streak:	4, 2/27-3/4/14
Assist Streak:	4 (2x), 3/15-3/22/11
Point Streak:	4 (5x), 2/27-3/4/14

NHL FIRSTS

Game:	2/3/09 vs. ATL
Goal:	10/11/09 vs. ANA
Assist:	10/8/09 at WSH

CBJ FIRSTS

Game:	1/19/13 at NSH
Goal:	1/19/13 at NSH
Assist:	1/28/13 vs. DAL

**CAREER RECORD**

YEAR	TEAM	LEAGUE
2004-05	Lokomotiv	Russia-3
2005-06	Lokomotiv	Russia
	Lokomotiv	Russia-3
2006-07	Lokomotiv	Russia-3
	Lokomotiv	Russia
2007-08	Hartford	AHL
2008-09	NY Rangers	NHL
	Hartford	AHL
2009-10	NY Rangers	NHL
2010-11	NY Rangers	NHL
2011-12	NY Rangers	NHL
2012-13	Lokomotiv	KHL
	Columbus	NHL
2013-14	Columbus	NHL

CBJ Totals**NHL Totals****AHL Totals****Russia Totals****Russia-3 Totals****REGULAR SEASON**

GP	TOI	G	A	PTS	+/-	PIM
24	n/a	3	5	8	n/a	10
10	n/a	0	1	1	n/a	4
32	n/a	15	12	27	n/a	28
2	n/a	2	0	2	n/a	0
39	n/a	2	8	10	n/a	26
74	n/a	16	27	43	16	30
1	9:27	0	0	0	0	0
80	n/a	37	44	81	12	50
82	12:54	12	16	28	-2	32
82	16:12	18	26	44	3	20
79	15:24	16	20	36	12	34
36	n/a	12	17	29	16	22
35	16:24	11	7	18	-6	12
81	16:35	22	17	39	-2	20
116	16:32	33	24	57	-8	32
360	15:21	79	86	165	5	118
154	...	53	71	124	28	80
85	...	14	26	40	...	52
58	...	20	17	37	...	38

PLAYOFFS

GP	G	A	PTS	PIM
...
...
...
...
7	3	2	5	4
5	1	0	1	2
1	0	0	0	0
6	2	0	2	0
...
5	1	0	1	0
20	3	7	10	4
...
...
6	1	2	3	4
6	1	2	3	4
32	5	9	14	8
11	3	0	3	2
7	3	2	5	4
...



CAM ATKINSON

KAM AT-kihn-suhn

13

2013-14 SEASON

- Recorded career-high 21 goals and 40 points in career-high 79 games played
- Finished second on Columbus in shots, third in goals and first (tied) in game-winning goals
- Skated in 100th career NHL game on Dec. 27 at New Jersey
- Recorded career-high four points (2-2-4) on Dec. 10 vs. New Jersey
- Logged a career-high 21:02 on Nov. 5 vs. Ottawa
- Games lost to injury: 0... Multi-point (goal) games: 7 (2)... Most Points: 4 – Dec. 10 vs. New Jersey... Most Goals: 2 (2x) – Jan. 17 vs. Washington, most recent... Most Assists: 2 – Dec. 10 vs. New Jersey... Most PIM: 6 – Dec. 16 vs. Winnipeg... Most Shots: 8 – Dec. 6 vs. Minnesota... TOI: 21:02 – Nov. 5 vs. Ottawa

CAREER HIGHLIGHTS

- Fired a career-high nine shots on goal and matched then career high with 2-1-3 on Mar. 28, 2013 at Edmonton
- Scored first career game-winning goal on Mar. 9, 2013 vs. Detroit
- Became the third rookie in franchise history to record a hat trick with three goals on Apr. 5, 2012 at Colorado (Semyon Varlamov-2, empty net- 1)
- Tallied the first multi-point game of his NHL career with 0-2-2 on Mar. 31, 2012 at St. Louis
- Scored the game-deciding shootout goal on Mar. 18, 2012 at Calgary, the first shootout attempt of his NHL career
- Finished the 2011-12 season ranked fourth in the AHL in power play goals (13) and 11th in goals (29) and led the Falcons in goals, power play goals and shorthanded goals (2-tied), while ranking third in points (44)
- Was selected to play in the 2012 AHL All-Star Classic (had an assist playing for the Eastern Conference)

AMATEUR CAREER

- Played three seasons at Boston College from 2008-11 with 31-21-52
- Led Hockey East in goals and points and was second in the nation in goals with 31-21-52 in 39 games in 2010-11
- Was a finalist for the Hobey Baker Award, named Hockey East First-Team All-Star and Hockey East Tournament MVP in 2010-11
- Led the nation in goals, ranked third (tied) in points and was sixth (tied) in power play goals (11) with 30-23-53 in 42 games, helping BC win the NCAA Championship (scored two goals in the championship game) in 2009-10
- Was named the NCAA Northeast Regional Most Outstanding Player and selected for the NCAA All-Tournament Team in 2009-10
- His first collegiate goal was the game-winning goal on Oct. 10, 2008 vs. Wisconsin during his freshman season

INTERNATIONAL CAREER

- Represented the United States at the 2012 IIHF World Championships

PERSONAL

- Nickname is 'Atki'
- Idolized Hall of Famer Joe Sakic growing up
- Favorite athletes are LeBron James and Derek Jeter

CAREER TRANSACTIONS

- Signed a two-year contract extension with the Blue Jackets on Apr. 26, 2013
- Signed a two-year, entry-level contract with the Blue Jackets on Mar. 27, 2011
- Columbus' eighth pick, 157th overall, at the 2008 NHL Draft

POSITION

RIGHT WING

SHOOTS

RIGHT

HEIGHT

5-8

WEIGHT

174

DOB

06/05/89

BIRTHPLACE

RIVERSIDE, CONNECTICUT

VS. THE NHL

TEAM	GP	G	A	PTS	PIM
ANA	4	0	1	1	0
ARI	7	0	0	0	2
BOS	3	0	0	0	0
BUF	3	1	2	3	0
CGY	5	0	2	2	0
CAR	5	1	2	3	0
CHI	6	0	3	3	0
COL	8	4	0	4	0
CBJ	0	0	0	0	0
DAL	4	3	0	3	2
DET	9	4	3	7	6
EDM	6	2	2	4	2
FLA	4	2	1	3	6
LAK	4	0	0	0	0
MIN	5	1	0	1	0
MTL	3	0	0	0	2
NSH	7	1	2	3	4
NJD	4	3	3	6	0
NYI	5	3	4	7	0
NYR	4	1	1	2	0
OTT	3	1	1	2	0
PHI	5	1	1	2	0
PIT	6	0	1	1	2
SJS	4	0	1	1	0
STL	8	2	3	5	4
TBL	3	0	0	0	0
TOR	3	1	0	1	0
VAN	7	1	1	2	0
WSH	4	4	1	5	0
WPG	2	1	0	1	6
TOTALS	141	37	35	72	36

SINGLE SEASON HIGHS

GP: 79, 2013-14
 G: 21, 2013-14
 A: 19, 2013-14
 PTS: 40, 2013-14
 +/-: 9, 2012-13
 PIM: 18, 2013-14
 PPG: 4, 2013-14
 SHG: 1, 2013-14
 GWG: 5, 2013-14
 Shots: 216, 2013-14
 TOI: 15:47, 2013-14

GAME HIGHS

G: 3, 4/5/12 at COL
 A: 2 (2x), 12/10/13 vs. NJD
 PTS: 4, 12/10/13 vs. NJD
 +/-: 3 (2x), 11/9/13 vs. NYI
 PIM: 6, 12/16/13 vs. WPG
 Shots: 9, 3/28/13 at EDM
 TOI: 21:02, 11/5/13 vs. OTT
 Goal Streak: 3, 1/6-1/11/14
 Assist Streak: 3 (2x), 4/3-4/6/14
 Point Streak: 4, 4/1-4/6/14

NHL/CBJ FIRSTS

Game: 10/7/11 vs. NSH
 Goal: 10/10/11 vs. VAN
 Assist: 2/26/12 at PIT

**CAREER RECORD**

YEAR	TEAM	LEAGUE
2005-06	Avon Old Farms	USHS
2006-07	Avon Old Farms	USHS
2007-08	Avon Old Farms	USHS
2008-09	Boston College	HEA
2009-10	Boston College	HEA
2010-11	Boston College	HEA
	Springfield	AHL
2011-12	Columbus	NHL
	Springfield	AHL
2012-13	Springfield	AHL
	Columbus	NHL
2013-14	Columbus	NHL
CBJ/NHL Totals		
AHL Totals		
NCAA Totals		
USHS Totals		

REGULAR SEASON

GP	TOI	G	A	PTS	+/-	PIM
25	n/a	15	20	35	n/a	16
27	n/a	28	24	52	n/a	12
28	n/a	26	37	63	n/a	10
36	n/a	7	12	19	-5	28
42	n/a	30	23	53	26	30
39	n/a	31	21	52	21	28
5	n/a	3	2	5	2	0
27	15:23	7	7	14	1	14
51	n/a	29	15	44	5	31
33	n/a	17	21	38	7	14
35	15:35	9	9	18	9	4
79	15:47	21	19	40	-4	18
141	15:39	37	35	72	6	36
89	...	49	38	87	14	45
117	...	68	56	124	42	86
80	...	69	81	150	...	38

PLAYOFFS

GP	G	A	PTS	PIM
...
...
...
...
...
...
...
...
...
...
6	1	2	3	0
...
...
...
...



SERGEI BOBROVSKY

SAIR-gay bawb-RAWF-skee

72

2013-14 SEASON

- Recorded career highs in both shutouts (5) and wins (32), becoming the second CBJ goalie to earn 30+ wins in a season
- From Nov. 29 through the end of the season went 24-9-3 with a 2.11 GAA and .933 SV% in 37 appearances
- Logged 10,000th career NHL minute on Apr. 9 at Dallas
- Named NHL's First Star of the Week for Mar. 10-16 (2-0-1, 1.58 GAA, .950 SV%)
- Faced career-high 47 shots and made personal-best 44 saves on Feb. 7 at San Jose
- Represented Russia at the 2014 Olympic Games (1-0-1, 1.15 GAA, .952 SV%)
- Games lost to injury: 14... Most Saves: 44 – Feb. 7 vs. San Jose... Most Shots Faced: 47 – Feb. 7 vs. San Jose

CAREER HIGHLIGHTS

- Won Vezina Trophy as league's top goalie and named NHL First Team All-Star in 2012-13
- Set Blue Jackets single-season record for best GAA (2.00) and SV% (.932) in 2012-13
- Finished second in the NHL in GAA and fifth in SV% and was tied for seventh in wins (21) and sixth in shutouts (4) in 2012-13
- Earned 50th career NHL victory in 100th career appearance on March 10 at Detroit (21 saves, 3-2 win)
- Recorded first career NHL shutout on Mar. 9 vs. Detroit (30 saves, 3-0 win)
- Won his Blue Jackets debut, making 32 saves and going 5-for-6 in the shootout of a 3-2 victory on Jan. 19, 2013 at Nashville
- Made 43 saves while facing career-high 47 shots in a 6-4 win for Philadelphia on Apr. 1, 2012 at Pittsburgh
- Ranked second among NHL rookies in wins and games started, while ranking fifth in SV% and GAA in 2010-11
- Posted a 9-0-1 mark in 10 straight starts Oct. 26-Nov. 15, 2010
- Won six-straight games and allowed two or fewer goals in each game Jan. 11-25, 2011
- Spent four seasons (2006-10) with Metallurg (Russia/KHL)

POSITION

GOALTENDER

CATCHES

LEFT

HEIGHT

6-2

WEIGHT

1824

DOB

09/20/88

BIRTHPLACE

NOVOKUZNETSK, RUSSIA

VS. THE NHL

TEAM	GP	SV%	W-L-OT	GA	SO	GAA
ANA	7	.902	3-4-0	20	0	2.84
ARI	3	.940	2-0-1	6	1	1.89
BOS	4	.930	0-2-1	8	0	2.23
BUF	7	.902	4-2-1	20	0	3.09
CGY	5	.914	2-1-2	12	0	2.34
CAR	8	.933	5-3-0	16	1	2.10
CHI	4	.921	1-2-1	10	0	2.76
COL	5	.903	3-1-1	13	0	2.52
CBJ	0	.000	0-0-0	0	0	0.00
DAL	7	.942	6-0-1	13	0	1.82
DET	8	.935	4-2-1	15	1	2.01
EDM	6	.891	3-3-0	14	0	2.71
FLA	7	.923	6-1-0	16	0	2.41
LAK	5	.916	1-3-1	10	0	2.01
MIN	4	.939	3-1-0	7	0	1.68
MTL	7	.917	5-2-0	18	0	2.59
NSH	8	.924	6-2-0	17	1	2.35
NJD	6	.882	2-3-1	21	0	3.82
NYI	13	.942	10-2-0	22	1	1.83
NYR	9	.911	2-5-1	24	0	2.77
OTT	6	.925	4-1-1	3	0	2.14
PHI	2	.969	2-0-0	2	1	1.00
PIT	10	.901	5-4-1	27	0	3.05
SJS	5	.924	2-1-2	13	1	2.53
STL	4	.905	1-3-0	8	0	2.51
TBL	5	.864	2-1-0	9	0	3.44
TOR	7	.931	6-1-0	12	1	1.72
VAN	5	.939	1-1-2	10	1	2.08
WSH	7	.907	3-1-2	19	0	2.98
WPG	5	.877	1-2-1	18	0	4.09
TOTALS	179	.919	95-54-21	413	9	2.46

INTERNATIONAL CAREER

- Represented Russia at the 2014 World Championships (Gold) and 2014 Olympic Games (1-0-1, 1.15 GAA, .952 SV%)
- Represented Russia at the 2008 IIHF World Junior Championships (Bronze) and at the 2007 Canada-Russia Super Series

PERSONAL

- Nickname is "Bob"
- Began playing hockey at the age of 7
- Spent the summer visiting France, Austria and his favorite vacation spot, Maldives
- His favorite sport to play other than hockey is soccer

CAREER TRANSACTIONS

- Signed a two-year contract extension with the Blue Jackets on June 30, 2013
- Acquired by Columbus from Philadelphia in exchange for second and fourth round picks in the 2012 NHL Draft and a fourth round pick in the 2013 NHL Draft on June 22, 2012
- Signed by the Flyers as a free agent by Philadelphia on May 6, 2010

SINGLE SEASON HIGHS

GP: 58, 2013-14
 W: 32, 2013-14
 MIN: 3299, 2013-14
 GAA: 2.00, 2012-13
 SV%: .932, 2012-13
 SO: 5, 2013-14

GAME HIGHS

Saves: 44, 2/7/14 at SJS
 Shots: 47 (2x), 2/7/14 at SJS

NHL FIRSTS

Game: 10/7/10 at PIT
 Win: 10/7/10 at PIT
 Shutout: 3/9/13 vs. DET

CBJ FIRSTS

Game: 1/19/13 at NSH
 Win: 1/19/13 at NSH
 Shutout: 3/9/13 vs. DET

**CAREER RECORD**

YEAR	TEAM	LEAGUE
2006-07	Metallurg	Russia
2007-08	Metallurg	Russia
2008-09	Metallurg	KHL
2009-10	Metallurg	KHL
2010-11	Philadelphia	NHL
2011-12	Philadelphia	NHL
2012-13	Metallurg	KHL
	Columbus	NHL
2013-14	Columbus	NHL

CBJ Totals**NHL Totals****KHL/Russia Totals****REGULAR SEASON**

GP	W-L-OT	MIN	GA	SO	GAA
8	n/a	280	13	0	2.78
24	n/a	1153	57	1	2.97
32	7-20-2	1636	69	1	2.53
35	9-22-3	1964	89	1	2.72
54	28-13-8	3017	130	0	2.59
29	14-10-2	1550	78	0	3.02
24	18-3-2	1419	46	4	1.94
38	21-11-6	2219	74	4	2.00
58	32-20-5	3299	131	5	2.38
96	53-31-11	5518	205	9	2.23
179	95-54-21	10086	413	9	2.46
123	34-45-7	6452	274	7	2.55

PLAYOFFS

GP	W-L	MIN	GA	SO	GAA
...
...
...
...
6	0-2	186	10	0	3.23
1	0-0	37	5	0	8.11
...
...
6	2-4	378	20	0	3.17
6	2-4	378	20	0	3.17
13	2-6	600	35	0	3.50
...



JARED BOLL

JAIR-ehd BOWL

40

2013-14 SEASON

- Recorded 1,025th career penalty minute on Apr. 12 at Florida, tying Jody Shelley's franchise record
- Skated in 400th career NHL game on Nov. 5 vs. Ottawa, becoming the fourth player to reach the mark for Columbus
- Led the Blue Jackets in fighting majors with eight and finished third on the club in penalty minutes
- Games lost to injury: 45... Multi-point (goal) games: 0 (0)... Most Points: 1 (2x) – Apr. 4 vs. Chicago, most recent... Most Goals: 1 – Nov. 12 at Washington... Most Assists: 1 – Apr. 4 vs. Chicago... Most PIM: 15 – Apr. 6 vs. NY Islanders... Most Shots: 2 (3x) – Apr. 1 vs. Colorado, most recent... TOI: 11:02 – Nov. 19 at Edmonton

CAREER HIGHLIGHTS

- Finished in the Top 10 in the NHL in fighting majors in each of his first six seasons in the league: 2012-13, 12 (fifth-T); 2011-12, 18 (fourth-T); 2010-11, 24 (third); 2009-10, 21 (sixth-T); 2008-09, 24 (second); 2007-08, 28 (first)
- Spent his fifth season with Columbus in 2011-12 and ranked second on the club in penalty minutes
- Played the 300th game of his NHL career on Nov. 27, 2011 vs. St. Louis
- Was second on the club and ranked seventh in the NHL in penalty minutes in 2010-11
- Was unsuccessful on a penalty shot on Nov. 26, 2010 vs. Detroit (Jimmy Howard)
- Led the Blue Jackets in penalty minutes (149) for the third-straight season in 2009-10 and ranked 15th in the NHL
- Had a Gordie Howe hat trick with a goal, assist and two fights Nov. 23, 2009 at NY Rangers
- Played the 200th game of his NHL career on Jan. 26, 2010 vs. Nashville
- Led the team and ranked fifth in the NHL in penalty minutes in 2008-09
- Played the 100th game of his NHL career on Dec. 17, 2008 vs. San Jose
- Finished second in the NHL in penalty minutes (226) during his rookie NHL season in 2007-08

POSITION

RIGHT WING

SHOOTS

RIGHT

HEIGHT

6-3

WEIGHT

211

DOB

05/13/86

BIRTHPLACE

CHARLOTTE, NORTH CAROLINA

VS. THE NHL

TEAM	GP	G	A	PTS	PIM
ANA	19	0	0	0	72
ARI	20	3	1	4	50
BOS	8	0	0	0	32
BUF	7	1	1	2	32
CGY	22	3	0	3	64
CAR	5	1	1	2	7
CHI	28	1	2	3	62
COL	20	1	2	3	73
CBJ	0	0	0	0	0
DAL	22	1	0	1	74
DET	30	1	3	4	41
EDM	23	1	2	3	49
FLA	7	0	0	0	12
LAK	21	1	2	3	27
MIN	18	1	4	5	52
MTL	7	0	1	1	14
NSH	32	0	2	2	44
NJD	5	1	0	1	5
NYI	7	0	1	1	27
NYR	2	1	1	2	12
OTT	6	0	0	0	15
PHI	4	0	0	0	2
PIT	7	0	0	0	16
SJS	19	0	1	1	62
STL	30	4	1	5	107
TBL	6	0	0	0	2
TOR	5	0	0	0	9
VAN	22	1	3	4	29
WSH	8	2	1	3	17
WPG	6	1	0	1	17
TOTALS:	416	25	29	54	1025

AMATEUR CAREER

- Played two seasons (2005-07) with Plymouth (OHL) after spending two seasons (2003-05) with Lincoln (USHL)
- Served as an alternate captain, was named Whalers' Labatt Blue Collar Player of the Year and was awarded the Alice Iafate Award as the team's Overage Player of the Year along with Steve Ward in 2006-07
- Helped the Whalers win the 2006-07 OHL Championship
- Led the USHL in penalty minutes in 2003-04 and 2004-05

PERSONAL

- Nickname is "Boller"
- Was born in Charlotte, North Carolina, but grew up in suburban Chicago
- Began playing hockey at the age of 5 and idolized Steve Yzerman growing up
- The last live concert he attended was George Strait
- Winning the 2007 OHL championship is his most memorable hockey moment

CAREER TRANSACTIONS

- Signed a three-year contract extension with the Blue Jackets on Sept. 13, 2013
- Signed a two-year contract extension with the Blue Jackets on July 1, 2012
- Signed a two-year contract extension with the Blue Jackets on July 13, 2010
- Signed a three-year, entry-level contract with the Blue Jackets on April 7, 2007
- Columbus' fourth pick, 101st overall, in the 2005 Draft.

SINGLE SEASON HIGHS

GP: 75 (2x), 2008-09
 G: 7, 2010-11
 A: 10, 2008-09
 PTS: 14, 2008-09
 +/-: 1, 2012-13
 PIM: 226, 2007-08
 PPG: 1, 2008-09
 SHG: 0
 GWG: 3, 2007-08
 Shots: 73, 2008-09
 TOI: 8:53, 2008-09

GAME HIGHS

G: 1 (25x), 11/12/13 at WSH
 A: 2, 1/3/08 at LAK
 PTS: 2 (4x), 2/16/13 at PHX
 +/-: 3, 11/23/09 at NYR
 PIM: 22 (2x), 12/03/10 at BUF
 Shots: 4 (4x), 11/26/10 vs. DET
 TOI: 15:14, 3/11/10 vs. ATL
 Goal Streak: 1 (25x), 11/12/13
 Assist Streak: 2, 3/14-3/16/08
 Point Streak: 2, (2x) 1/18-1/20/09

NHL/CBJ FIRSTS

Game: 10/5/07 vs. ANA
 Goal: 10/10/07 vs. PHX
 Assist: 1/3/08 at LAK

**CAREER RECORD**

YEAR	TEAM	LEAGUE
2003-04	Lincoln	USHL
2004-05	Lincoln	USHL
2005-06	Plymouth	OHL
2006-07	Plymouth	OHL
2007-08	Columbus	NHL
2008-09	Columbus	NHL
2009-10	Columbus	NHL
2010-11	Columbus	NHL
2011-12	Columbus	NHL
2012-13	Turun Toverit	Finland
	Columbus	NHL
2013-14	Columbus	NHL
CBJ/NHL Totals		
OHL Totals		
USHL Totals		

REGULAR SEASON

GP	TOI	G	A	PTS	+/-	PIM
57	n/a	6	8	14	-12	176
59	n/a	23	24	47	0	294
65	n/a	19	22	41	-7	205
66	n/a	28	27	55	23	198
75	8:00	5	5	10	-4	226
75	8:53	4	10	14	-6	180
68	7:12	4	3	7	-8	149
73	7:40	7	5	12	-2	182
54	8:07	2	1	3	-8	126
5	n/a	2	1	3	1	31
43	8:05	2	4	6	1	100
28	7:37	1	1	2	-6	62
416	7:58	25	29	54	-33	1025
131	...	47	49	96	16	403
116	...	29	32	61	-12	470

PLAYOFFS

GP	G	A	PTS	PIM
...
4	1	3	4	25
13	2	4	6	21
20	6	4	10	66
...
1	0	0	0	0
...
...
...
...
2	0	0	0	0
3	0	0	0	0
33	8	8	16	87
4	1	3	4	25



MATT CALVERT

MAT CAL-vuhrt

11

POSITION

LEFT WING

SHOOTS

LEFT

HEIGHT

5-11

WEIGHT

190

DOB

12/24/89

BIRTHPLACE

BRANDON, MANITOBA

VS. THE NHL

TEAM	GP	G	A	PTS	PIM
ANA	7	1	1	2	4
ARI	7	4	1	5	2
BOS	2	0	0	0	2
BUF	4	1	1	2	0
CGY	5	2	0	2	0
CAR	5	1	1	2	0
CHI	11	2	1	3	11
COL	7	0	0	0	2
CBJ	0	0	0	0	0
DAL	7	1	1	2	2
DET	10	1	4	5	2
EDM	6	1	3	4	17
FLA	5	1	2	3	2
LAK	8	1	0	1	4
MIN	7	0	2	2	10
MTL	1	0	0	0	0
NSH	11	3	2	5	0
NJD	3	1	0	1	4
NYI	3	0	0	0	2
NYR	2	1	0	1	7
OTT	1	0	1	1	2
PHI	5	1	1	2	6
PIT	3	2	0	2	2
SJS	5	1	3	4	4
STL	8	2	2	4	9
TBL	4	0	0	0	0
TOR	3	0	3	3	5
VAN	7	2	0	2	0
WSH	3	0	4	4	9
WIN	3	0	1	1	5
TOTALS:	153	29	34	63	113

2013-14 SEASON

- Scored two goals, including game-winner in OT, in Blue Jackets' first-ever playoff victory on Apr. 19 at Pittsburgh
- Registered career highs in assists (15), points (24), penalty minutes (53) and TOI/game (16:06)
- Recorded his eighth career multi-point game (1-1-2) and scored his fourth career game-winning goal on Jan. 23 vs. Philadelphia
- Skated in 100th career NHL game on Oct. 10 at Buffalo
- Games lost to injury: 26... Multi-point (goal) games: 2 (0)... Most Points: 2 (2x) – Jan. 23 vs. Philadelphia, most recent... Most Goals: 1 (9x) – Mar. 29 at Carolina, most recent... Most Assists: 2 – Nov. 29 vs. Edmonton... Most PIM: 7 (2x) – Mar. 21 vs. NY Rangers, most recent... Most Shots: 5 – Jan. 17 vs. Washington... TOI: 20:16 – Apr. 8 vs. Phoenix

CAREER HIGHLIGHTS

- Finished second on Columbus in shooting pct. (14.3) and fourth (tied) in goals (9) in 2012-13
- Scored first career shootout marker (also the game-deciding goal) on Mar. 10, 2013 at Detroit
- Scored first career overtime goal on Mar. 7, 2013 vs. Vancouver
- Began his second pro season with Columbus before playing the last 56 games with Springfield (AHL) in 2011-12
- Played his first professional season with Columbus and Springfield in 2010-11
- Ranked third on the Blue Jackets in plus/minus rating (tied) and fifth (tied) in power play goals (3) in 2010-11
- Became the first player to score at least 11 goals in his first 25 NHL games since Evgeni Malkin scored 15 goals in his first 25 in the fall of 2006
- Became the second Blue Jackets rookie to register a hat trick with three goals (and added an assist), including the first game-winning goal of his NHL career, on Feb. 25, 2011 vs. Phoenix (Ilya Bryzgalov)
- Was named the NHL's Third Star of the Week for the week ending Feb. 27, 2011 (5-1-6, 3 GP)
- Was unsuccessful on the first penalty shot attempt of his NHL career on Mar. 4, 2011 at Calgary (Miikka Kiprusoff)

AMATEUR CAREER

- Played three seasons (2007-10) with Brandon (WHL)
- Led the WHL in shorthanded goals (9), ranked second in game-winning goals (10), third (tied) in goals and fourth (tied) in points in 2009-10
- Was named WHL Player of the Month for March 2010
- Tallied three shorthanded goals for his third hat trick of the season Apr. 20, 2010 vs. Calgary
- Led the Wheat Kings in playoff goals and ranked second in points and was named to the Memorial Cup All-Star Team in 2009-10
- Led Brandon in power play goals (12) and was second in plus/minus rating (+10) in 2008-09
- Led the club in playoff goals, while ranking second in plus/minus rating (+11) and third in points and penalty minutes (tied) in 2008-09
- Led the Wheat Kings in plus/minus rating, while ranking second in goals, assists and points in 2007-08
- Led the team and ranked seventh (tied) in the WHL in shorthanded goals (3), while ranking fourth among WHL rookies in points

PERSONAL

- Nickname is "Calvs"
- Martin St-Louis was his favorite player growing up
- The Toronto Blue Jays are his favorite sports team
- His most memorable hockey moment was scoring the overtime winner against Pittsburgh on Apr. 19, 2014

CAREER TRANSACTIONS:

- Signed a two-year contract extension with Columbus on Apr. 23, 2013
- Signed a three-year, entry level contract with the Blue Jackets on Mar. 18, 2010
- Columbus' fifth pick, 127th overall, in the 2008 Draft

SINGLE SEASON HIGHS

GP:	56, 2013-14
G:	11, 2010-11
A:	15, 2013-14
PTS:	24, 2013-14
+/-:	3, 2010-11
PIM:	53, 2013-14
PPG:	3, 2010-11
SHG:	1, 2012-13
GWG:	2, 2012-13
Shots:	90, 2013-14

GAME HIGHS

G:	3, 2/25/11 vs. PHX
A:	2 (3x), 11/19/13 vs. EDM
PTS:	4, 2/25/11 vs. PHX
PIM:	15, 3/5/13 vs. EDM
+/-:	2 (6x), 1/17/14 vs. WSH
Shots:	7, 2/25/11 vs. PHX
TOI:	20:35, 3/7/13 vs. VAN
Goal Streak:	3 (2x), 12/9-12/12/13
Assist Streak:	3, 3/11-3/15/14
Point Streak:	4, 2/18-2/27/11

NHL/CBJ FIRSTS

Game:	1/7/11 at ANA
Goal:	1/8/11 at LAK
Assist:	1/22/12 at STL

**CAREER RECORD**

YEAR	TEAM	LEAGUE
2007-08	Brandon	WHL
2008-09	Brandon	WHL
2009-10	Brandon	WHL
2010-11	Columbus	NHL
	Springfield	AHL
2011-12	Columbus	NHL
	Springfield	AHL
2012-13	Springfield	AHL
	Columbus	NHL
2013-14	Columbus	NHL
CBJ/NHL Totals		
AHL Totals		
WHL Totals		

REGULAR SEASON

GP	TOI	G	A	PTS	+/-	PIM
72	n/a	24	40	64	26	53
58	n/a	28	39	67	10	58
68	n/a	47	52	99	47	70
42	11:05	11	9	20	3	12
38	n/a	13	12	25	-3	12
13	9:07	0	3	3	-5	16
56	n/a	17	19	36	-2	52
34	n/a	10	11	21	11	39
42	14:10	9	7	16	-9	32
56	16:06	9	15	24	-1	53
153	13:36	29	34	63	-12	113
128	...	40	42	82	6	103
198	...	99	131	230	83	181

PLAYOFFS

GP	G	A	PTS	PIM
6	1	2	3	2
12	9	8	17	22
15	9	7	16	15
...
...
...
...
...
6	2	2	4	4
6	2	2	4	4
...
33	19	17	36	39



JERRY D'AMIGO

JAY-ree duh-MEE-goh

25

2013-14 SEASON

- Scored his first career NHL goal and recorded his first career assist on Dec. 14 vs. Chicago (Raanta)
- Made his NHL debut on Dec. 5 vs. Dallas
- Scored AHL career-high 20 goals in 51 appearances with Toronto Marlies
- Opened 2014 Calder Cup Playoffs with a seven-game point streak (4-8-12)

CAREER HIGHLIGHTS

- Led Toronto Marlies in scoring in 2013 Calder Cup Playoffs
- Ranked second on Marlies in goals in 2012-13
- Scored two goals, including the game-winner, in professional postseason debut on Apr. 19, 2012 vs. Rochester
- Scored first career AHL goal on Nov. 3, 2010 at San Antonio (A. Montoya)
- Recorded first career AHL assist on Oct. 16, 2010 (goal by N. Kadri, his first as a pro) at Hamilton

AMATEUR CAREER

- Split his amateur career between the Ontario Hockey League (Kitchener), NCAA (Rensselaer Polytechnic Institute) and the United States National Development Program
- Named the ECAC Rookie of the Year for 2009-10 after registering 10-24-34 in 35 games for RPI in his lone season of collegiate hockey

INTERNATIONAL CAREER

- Represented the United States at the IIHF World Junior Championships twice, winning gold in 2010 and capturing bronze the following year
- Competed for Team USA at the 2009 IIHF World Under-18 Championships (gold, First Team All-Star) and 2008 World Under-17 Hockey Challenge (silver)

PERSONAL

- His most prized possession is his first goal puck
- Hopes to attend every baseball stadium for a game as part of his bucket list
- Most memorable moment is winning a gold medal at the 2010 World Junior Championships
- Started playing hockey at the age of seven

CAREER TRANSACTIONS

- Signed a one-year, two-way (NHL/AHL) contract with Columbus on July 29, 2014
- Acquired by Columbus from Toronto along with a conditional draft pick on July 1, 2014 in exchange for F Matt Frattin
- Selected by Toronto in the sixth round, 158th overall, at the 2009 NHL Draft

POSITION

LEFT WING

SHOOTS

LEFT

HEIGHT

5-11

WEIGHT

202

DOB

02/19/91

BIRTHPLACE

BINGHAMTON, NEW YORK

VS. THE NHL

TEAM	GP	G	A	PTS	PIM
ANA	0	0	0	0	0
ARI	1	0	0	0	0
BOS	2	0	1	1	0
BUF	1	0	0	0	0
CGY	0	0	0	0	0
CAR	2	0	0	0	0
CHI	1	1	1	2	0
COL	0	0	0	0	0
CBJ	0	0	0	0	0
DAL	1	0	0	0	0
DET	3	0	0	0	0
EDM	0	0	0	0	0
FLA	1	0	0	0	0
LAK	1	0	0	0	0
MIN	0	0	0	0	0
MTL	0	0	0	0	0
NSH	0	0	0	0	0
NJD	1	0	0	0	0
NYI	1	0	0	0	0
NYR	2	0	0	0	0
OTT	1	0	0	0	0
PHI	0	0	0	0	0
PIT	1	0	0	0	0
SJS	0	0	0	0	0
STL	1	0	0	0	0
TBL	1	0	0	0	0
TOR	0	0	0	0	0
VAN	0	0	0	0	0
WSH	1	0	0	0	0
WPG	0	0	0	0	0
TOTALS:	22	1	2	3	0

SINGLE SEASON HIGHS

GP:	22, 2013-14
G:	1, 2013-14
A:	2, 2013-14
PTS:	3, 2013-14
+/-:	-1, 2013-14
PIM:	0
PPG:	0
SHG:	0
GWG:	0
Shots:	12, 2013-14
TOI:	8:03, 2013-14

GAME HIGHS

G:	1, 12/14/13 vs. CHI
A:	1 (2x), 4/3/14 vs. BOS
PTS:	2, 12/14/13 vs. CHI
PIM:	0
+/-:	2, 12/14/13 vs. CHI
Shots:	2 (2x), 3/29/14 vs. DET
TOI:	15:13, 1/7/14 vs. NYI
Goal Streak:	1, 12/14/13 vs. CHI
Assist Streak:	1 (2x), 4/3/14 vs. BOS
Point Streak:	1 (2x), 4/3/14 vs. BOS

NHL FIRSTS

Game:	12/5/13 vs. DAL
Goal:	12/14/13 vs. CHI
Assist:	12/14/13 vs. CHI

CBJ FIRSTS

Game:	n/a
Goal:	n/a
Assist:	n/a

**CAREER RECORD**

YEAR	TEAM	LEAGUE
2007-08	USNDP U18	NAHL
2008-09	USNDP U18	NAHL
2009-10	R.P.I.	ECAC
2010-11	Toronto	AHL
	Kitchener	OHL
2011-12	Toronto	AHL
2012-13	Toronto	AHL
2013-14	Toronto	NHL
	Toronto	AHL

NHL Totals**AHL Totals****NCAA Totals****OHL Totals****NAHL Totals****REGULAR SEASON**

GP	TOI	G	A	PTS	+/-	PIM
44	n/a	5	12	17	-9	59
53	n/a	23	33	56	10	61
35	n/a	10	24	34	0	37
43	n/a	5	10	15	-4	23
21	n/a	12	16	28	11	12
76	n/a	15	26	41	13	39
70	n/a	17	12	29	7	40
22	8:03	1	2	3	-1	0
51	n/a	20	13	33	10	17
22	8:03	1	2	3	-1	0
240	...	57	61	118	26	119
35	...	10	24	34	0	37
21	...	12	16	28	11	12
97	...	28	45	73	1	120

PLAYOFFS

GP	G	A	PTS	PIM
3	1	1	2	6
--	--	--	--	--
--	--	--	--	--
--	--	--	--	--
7	6	3	9	0
17	8	5	13	12
9	1	8	9	10
--	--	--	--	--
14	6	8	14	8
...
40	15	21	36	30
...
7	6	3	9	0
3	1	1	2	6



BRANDON DUBINSKY

BRAN-duhn doo-BIHN-skee

17

POSITION

CENTER

SHOOTS

LEFT

HEIGHT

6-2

WEIGHT

218

DOB

04/09/86

BIRTHPLACE

ANCHORAGE, ALASKA

VS. THE NHL

TEAM	GP	G	A	PTS	PIM
ANA	10	1	2	3	41
ARI	12	1	3	4	13
BOS	22	4	7	11	10
BUF	21	8	9	17	18
CGY	7	1	2	3	4
CAR	25	7	7	14	6
CHI	8	4	5	9	6
COL	10	0	2	2	28
CBJ	3	1	1	2	0
DAL	10	0	5	5	14
DET	8	3	5	8	2
EDM	7	0	1	1	16
FLA	20	2	4	6	22
LAK	11	0	4	4	50
MIN	10	1	6	7	25
MTL	22	6	6	12	21
NSH	9	1	4	5	4
NJD	36	12	14	26	40
NYI	37	8	24	32	27
NYR	4	1	2	3	6
OTT	21	6	2	8	19
PHI	36	7	9	16	69
PIT	37	9	12	21	47
SJS	9	1	7	8	4
STL	11	0	8	8	14
TBL	22	4	3	7	35
TOR	20	4	11	15	24
VAN	7	0	3	3	17
WSH	22	5	11	16	33
WPG	21	2	5	7	16
TOTALS:	498	99	184	283	631

2013-14 SEASON

- Finished second on the Jackets in assists (34) and hits (234), while leading the team in penalty minutes (98) and faceoff winning pct. (52.9)
- Set a new career high in assists and reached 50 points for the second time in his NHL career (54, 2010-11)
- Finished 10th (T) in the NHL in shorthanded points (4), 27th (T) in FO% and 13th in hits
- Recorded career-high four points (1-3-4) on Dec. 10 vs. New Jersey
- Games lost to injury: 6... Multi-point (goal) games: 12 (0)... Most Points: 4 – Dec. 10 vs. New Jersey... Most Goals: 1 (16x) – Apr. 3 at Philadelphia, most recent... Most Assists: 3 Dec. 10 vs. New Jersey... Most PIM: 20 – Dec. 9 at Pittsburgh... Most Shots: 7 – Oct. 20 vs. Vancouver. TOI: 23:32 – Oct. 17 at Montreal

CAREER HIGHLIGHTS

- Led CBJ in points-per-game (0.69) and finished tied for the team lead in assists (18) in 2012-13
- Won 58.3 pct. of his face-off attempts, which was the fifth-best mark in the NHL in 2012-13
- Skated in 500th career professional game and went 16-for-18 in the face-off circle on Mar. 19, 2013 vs. Nashville
- Skated in 400th career NHL game on Jan. 29, 2013 at Minnesota
- Ranked second on the NY Rangers in penalty minutes, fourth in plus/minus and hits (207) and was fifth (tied) in takeaways (37) in 2011-12
- Notched the 200th point of his NHL career with the shorthanded, game-winning goal (also had an assist) on Jan. 6, 2012 at Pittsburgh
- Led the Rangers in goals, assists, points and multi-point games (13) in 2010-11
- Played the 300th game of his NHL career on Mar. 3, 2011 vs. Minnesota
- Tallied the 100th assist of his NHL career on Feb. 1, 2011 vs. Pittsburgh
- Recorded fourth career Gordie Howe hat trick (goal-assist-fight) and was a career high +4 on Dec. 12, 2010 vs. Washington
- Led the Rangers in playoff goals and points (tied) in 2010-11
- Led New York in game-winning goals (5) and shorthanded goals (2, 13th in NHL) and was second in goals and third in points in 2009-10
- Collected two assists and recorded the 100th point of his NHL career on Jan. 4, 2010 vs. Boston
- Ranked seventh in the NHL in hits (251) and led the team in face-off percentage (53.6) in 2008-09
- Was selected to play in the NHL YoungStars Game at the 2009 All-Star Weekend
- Ranked seventh among NHL rookies in points in 2007-08
- Was named MVP of the NHL YoungStars Game at the 2008 All-Star Weekend

AMATEUR CAREER

- Played four seasons (2002-06) with Portland (WHL)
- Led the Winterhawks in assists, points and plus/minus rating and was named WHL Second Team All-Star in 2005-06
- Was second on the club in assists and third in points in 2004-05

INTERNATIONAL CAREER

- Represented the United States at the 2010 World Championships, leading the team in scoring with 3-7-10

PERSONAL

- Nickname is "Dubi"
- Began playing hockey at the age of 3 and idolized Adam Graves growing up
- Scoring his first NHL goal is his most memorable hockey moment
- Is an avid golfer
- Kansas City Chiefs are his favorite sports team

CAREER TRANSACTIONS

- Signed a six-year contract extension with the Blue Jackets on July 11, 2014
- Acquired by Columbus with Artem Anisimov, Tim Erixon and a first round pick in the 2013 Draft from NY Rangers in exchange for Rick Nash, Steven Delisle and a conditional third round pick in the 2013 Draft on July 23, 2012
- Signed a four-year contract with the Rangers on July 21, 2011
- Signed a two-year contract extension with the Rangers on Sept. 19, 2009
- Signed a three-year, entry level contract with the Rangers on Apr. 20, 2006
- NY Rangers' sixth pick, 60th overall, in the 2004 Draft

SINGLE SEASON HIGHS

GP: 82 (2x), 2008-09
 G: 24, 2010-11
 A: 34, 2013-14
 PTS: 54, 2010-11
 +/-: 16, 2011-12
 PIM: 112, 2008-09
 PPG: 6, 2009-10
 SHG: 2 (3x), 2013-14
 GWG: 7, 2008-09
 Shots: 202, 2010-11
 TOI: 20:13, 2010-11

GAME HIGHS

G: 2 (7x), 11/5/10 at NJD
 A: 3, (2x), 12/10/13 vs. NJD
 PTS: 4, 12/10/13 vs. NJD
 PIM: 20 (2x), 12/9/13 at PIT
 +/-: 4, 12/12/10 vs. WSH
 Shots: 9, 2/23/08 at BUF
 TOI: 26:48, 3/25/10 at NJD
 Goal Streak: 3, 11/1-11/5/10
 Assist Streak: 4, 11/5-11/12/13
 Point Streak: 4 (8x), 4/1-4/6/14

NHL FIRSTS

Game: 3/8/07 at NYI
 Goal: 11/8/07 vs. PIT
 Assist: 10/25/07 vs. NJD

CBJ FIRSTS

Game: 1/19/13 at NSH
 Goal: 2/11/13 vs. SJ
 Assist: 1/26/13 vs. CHI



CAREER RECORD

YEAR	TEAM	LEAGUE	REGULAR SEASON							PLAYOFFS				
			GP	TOI	G	A	PTS	+/-	PIM	GP	G	A	PTS	PIM
2002-03	Portland	WHL	44	n/a	8	18	26	-6	35	7	2	2	4	10
2003-04	Portland	WHL	71	n/a	30	48	78	-4	137	5	0	2	2	6
2004-05	Portland	WHL	68	n/a	23	36	59	1	160	7	4	5	9	8
2005-06	Portland	WHL	51	n/a	21	46	67	12	98	12	5	10	15	24
	Hartford	AHL	11	5	5	10	14
2006-07	NY Rangers	NHL	6	8:09	0	0	0	0	2
	Hartford	AHL	71	n/a	21	22	43	8	115	7	1	3	4	12
2007-08	NY Rangers	NHL	82	14:29	14	26	40	8	79	10	4	4	8	12
2008-09	NY Rangers	NHL	82	16:38	13	28	41	-6	112	7	1	3	4	18
2009-10	NY Rangers	NHL	69	19:33	20	24	44	9	54
2010-11	NY Rangers	NHL	77	20:13	24	30	54	-3	100	5	2	1	3	2
2011-12	NY Rangers	NHL	77	16:16	10	24	34	16	110	9	0	2	2	14
2012-13	Alaska	ECHL	17	n/a	9	7	16	3	22
	Columbus	NHL	29	18:24	2	18	20	2	76
2013-14	Columbus	NHL	76	18:46	16	34	50	5	98	6	1	5	6	6
CBJ Totals			105	18:40	18	52	70	7	174	6	1	5	6	6
NHL Totals			498	17:30	99	184	283	31	631	37	8	15	23	52
AHL Totals			71	...	21	22	43	8	115	18	6	8	14	26
ECHL Totals			17	...	9	7	16	3	22
WHL Totals			234	...	82	148	230	3	430	31	11	19	30	48



TIM ERIXON

TIHM AIR-ihx-uhn

20

POSITION

DEFENSE

SHOOTS

LEFT

HEIGHT

6-3

WEIGHT

206

DOB

02/24/91

BIRTHPLACE

PORT CHESTER, NEW YORK

VS. THE NHL

TEAM	GP	G	A	PTS	PIM
ANA	2	0	0	0	2
ARI	2	0	0	0	6
BOS	0	0	0	0	0
BUF	1	0	1	1	0
CGY	4	0	1	1	0
CAR	0	0	0	0	0
CHI	3	0	0	0	0
COL	2	0	1	1	0
CBJ	0	0	0	0	0
DAL	2	0	0	0	0
DET	5	0	0	0	2
EDM	4	0	1	1	0
FLA	0	0	0	0	0
LAK	4	0	1	1	2
MIN	0	0	0	0	0
MTL	0	0	0	0	0
NSH	3	0	1	1	0
NJD	2	0	0	0	0
NYI	3	0	0	0	2
NYR	0	0	0	0	0
OTT	1	0	0	0	0
PHI	2	0	0	0	4
PIT	0	0	0	0	0
SJS	2	0	0	0	2
STL	2	0	0	0	4
TBL	0	0	0	0	0
TOR	2	0	1	1	0
VAN	4	0	0	0	0
WSH	0	0	0	0	0
WPG	1	0	0	0	0
TOTALS:	51	0	7	7	24

2013-14 SEASON

- Recorded 5-33-38 and 16 penalty minutes in 40 games with the American Hockey League's Springfield Falcons, as well as one blocked shot, one hit, one shot on goal and 28:41 total Time On Ice in two appearances with Columbus
- Tallied 2-7-9 and a +7 plus/minus rating in first three games of AHL regular season
- Skated in 50th career NHL game on Nov. 22 at Vancouver
- Ended AHL campaign on an eleven-game point streak (1-12-13)
- Appeared in 10 games at IIHF World Championships, dishing out a pair of assists and helping Team Sweden win bronze

CAREER HIGHLIGHTS

- Recorded first point (assist, goal by Derick Brassard) as a Blue Jacket on Feb. 5, 2013 vs. Los Angeles
- Made Columbus debut on Jan. 31, 2013 vs. St. Louis
- Participated at 2013 AHL All-Star Classic as a member of Team East (voted to starting lineup by fans)
- Made his North American debut in 2011-12 and split the campaign between the NY Rangers and Connecticut (AHL)
- Made his NHL debut on Oct. 7, 2011 at Los Angeles and played 18 games with the Rangers
- Registered the first point/assist of his NHL career on Mar. 23, 2012 vs. Buffalo and notched his second the next night at Toronto
- Spent six seasons (2005-11) with Skelleftea playing at various levels in Sweden
- Played three full seasons in the Swedish Elite League and had career highs in points (24) and games played (48) in 2010-11
- Led club defensemen and ranked 12th among league defensemen in goals in 2009-10

INTERNATIONAL CAREER

- Represented Sweden at the IIHF World Championships in 2011 (silver) and 2014 (bronze) as well as the IIHF World Junior Championships in 2009 (silver) and 2010 (bronze). He was also named a post-tournament All-Star at the 2008 IIHF World U18 Championships and won gold at the 2007 U18 Junior World Cup

PERSONAL

- Favorite NHL players growing up were Nick Lidstrom and Brian Leetch
- Favorite TV shows are *It's Always Sunny In Philadelphia* and *Family Guy*
- Most prized possession is his car
- Favorite soccer team is Manchester United

CAREER TRANSACTIONS

- Signed a one-year contract extension with Columbus on July 14, 2014
- Acquired by Columbus with Brandon Dubinsky, Artem Anisimov and a first round pick in the 2013 NHL Draft in exchange for Rick Nash, Steven Delisle and a conditional third round pick in the 2013 NHL Draft on July 23, 2012
- Signed a three-year entry level contract with NY Rangers on June 1, 2011 that runs through the 2013-14 season
- Acquired by NY Rangers with a fifth-round pick in the 2011 NHL Draft in exchange for Roman Horak and two second-round picks in the 2011 NHL Draft on June 1, 2011
- Calgary's first pick, 23rd overall, in the 2009 Draft

SINGLE SEASON HIGHS

GP:	31, 2012-13
G:	0
A:	5, 2012-13
PTS:	5, 2012-13
+/-:	4, 2012-13
PIM:	14, 2012-13
PPG:	0
SHG:	0
GWG:	0
Shots:	21, 2012-13
TOI:	15:41, 2012-13

GAME HIGHS

G:	0
A:	1 (7x), 3/23/13 at NSH
PTS:	1 (7x), 3/23/13 at NSH
PIM:	4 (2x), 2/16/13 at PHX
+/-:	2 (3x), 2/16/13 at PHX
Shots:	4, 3/3/13 at COL
TOI:	25:13, 3/1/13 at CHI
Goal Streak:	0
Assist Streak:	2 (3x), 3/3-3/5/13
Point Streak:	2 (3x), 3/3-3/5/13

NHL FIRSTS

Game:	10/7/11 at LAK
Goal:	None
Assist:	3/23/12 vs. BUF

CBJ FIRSTS

Game:	1/31/13 vs. STL
Goal:	None
Assist:	2/5/13 vs. LAK

**CAREER RECORD**

YEAR	TEAM
2005-06	Skelleftea
2006-07	Skelleftea
	Skelleftea
2007-08	Skelleftea
	Skelleftea
	Skelleftea
2008-09	Skelleftea
	Skelleftea
	Malmö
	Skelleftea
2009-10	Skelleftea
2010-11	Skelleftea
2011-12	NY Rangers
	Connecticut
2012-13	Springfield
	Columbus
2013-14	Springfield
	Columbus

REGULAR SEASON

LEAGUE	GP	TOI	G	A	PTS	+/-	PIM
Sweden U-18	9	n/a	0	2	2	n/a	4
Sweden U-18	8	n/a	2	2	4	n/a	20
Sweden-Jr.	8	n/a	0	2	2	n/a	2
Sweden U-18	4	n/a	0	1	1	n/a	10
Sweden-Jr.	28	n/a	3	11	14	n/a	78
Sweden	2	n/a	0	0	0	n/a	0
Sweden U-18	1	n/a	0	2	2	n/a	10
Sweden-Jr.	9	n/a	2	12	14	n/a	10
Sweden-2	3	n/a	0	2	2	n/a	0
Sweden	45	n/a	2	5	7	n/a	12
Sweden	45	n/a	7	6	13	n/a	44
Sweden	48	n/a	5	19	24	n/a	40
NHL	18	12:59	0	2	2	-2	8
AHL	52	n/a	3	30	33	5	42
AHL	40	n/a	5	24	29	9	38
NHL	31	15:41	0	5	5	4	14
AHL	40	n/a	5	33	38	-4	16
NHL	2	14:21	0	0	0	2	2
CBJ Totals	33	15:36	0	5	5	6	16
NHL Totals	51	14:41	0	7	7	4	24
AHL Totals	132	...	13	87	100	10	96
Sweden Totals	140	...	14	30	44	...	96

PLAYOFFS

GP	G	A	PTS	PIM
...
...
2	0	0	0	4
...
1	0	1	1	4
...
5	1	5	6	14
5	1	2	3	4
...
9	0	0	0	4
12	1	0	1	8
18	3	5	8	12
...
9	0	4	4	8
...
...
5	1	1	2	4
...
...
...
14	1	5	6	12
39	4	5	9	24



NICK FOLIGNO

NIHK foh-LEE-noh

71

POSITION

LEFT WING

SHOOTS

LEFT

HEIGHT

6-0

WEIGHT

208

DOB

10/31/87

BIRTHPLACE

BUFFALO, NEW YORK

VS. THE NHL

TEAM	GP	G	A	PTS	PIM
ANA	8	2	4	6	4
ARI	9	0	4	4	4
BOS	32	4	6	10	28
BUF	25	4	3	7	13
CGY	10	6	3	9	4
CAR	22	0	9	9	14
CHI	10	0	3	3	9
COL	9	3	5	8	6
CBJ	4	2	0	2	2
DAL	9	0	6	6	8
DET	10	3	2	5	6
EDM	11	3	2	5	8
FLA	21	6	8	14	23
LAK	9	1	2	3	6
MIN	8	3	1	4	4
MTL	29	4	4	8	38
NSH	12	4	2	6	18
NJD	21	3	4	7	20
NYI	20	5	6	11	9
NYR	23	4	5	9	16
OTT	2	0	1	1	0
PHI	20	9	2	11	24
PIT	22	2	13	15	19
SJS	10	0	4	4	6
STL	10	0	1	1	15
TBL	19	5	2	7	10
TOR	30	4	6	10	30
VAN	11	1	1	2	28
WSH	18	2	7	9	33
WPG	22	5	5	10	18
TOTALS:	466	85	121	206	423

2013-14 SEASON

- Scored game-winning goal 2:49 into overtime in Game 4 of Eastern Conference Quarterfinal series vs. Pittsburgh to give Columbus the first home playoff victory in franchise history
- Scored a career-high 18 goals, which ranked fourth (tied) on the club
- Dished out a career-high 210 hits, finishing fourth on the Jackets and 28th (tied) in the NHL
- Finished second on Blue Jackets in PIM (96), first (tied) in GWG [5], first in shooting pct. [16.2] and second in takeaways [43]
- Recorded 200th career NHL point (goal) on Mar. 1 vs. Florida
- Skated in 400th career NHL game on Oct. 12 vs. Boston
- Games lost to injury: 5... Multi-point (goal) games: 5 (1)... Most Points: 2 (5x) – Feb. 3 at Anaheim, most recent... Most Goals: 2 – Feb. 3 at Anaheim... Most Assists: 2 – Nov. 25 vs. Toronto... Most PIM: 17 – Jan. 30 vs. Washington... Most Shots: 5 (3x) – Mar. 23 at NY Islanders, most recent... TOI: 21:39 – Dec. 14 vs. St. Louis

CAREER HIGHLIGHTS

- Recorded his 100th career NHL assist (goal by Fedor Tyutin, 2:19 into overtime) on Apr. 17, 2013 at Anaheim
- Set a Blue Jackets team record for fastest two goals by a single player (0:51) on Mar. 22, 2013 vs. Calgary
- Scored the first goal of Columbus' season in his Blue Jackets debut on Jan. 19, 2013 at Nashville
- Set a career high with three assists on Mar. 24, 2012 vs. Pittsburgh
- Played the 300th game of his NHL career on Dec. 13, 2011 at Buffalo
- Collected 4-3-7 during a career long six-game point streak from Nov. 29-Dec. 8, 2011
- Was one of two Senators to play in all 82 games in 2010-11
- Notched the 100th point of his NHL career on Mar. 31, 2011 at Florida
- Played the 200th game of his NHL career on Nov. 4, 2010 vs. NY Islanders
- Played the 100th game of his NHL career on Feb. 17, 2009 at Colorado
- Split the 2007-08 season between Ottawa and Binghamton (AHL)

AMATEUR CAREER

- Played three seasons (2004-07) with Sudbury (OHL) after spending just over a season (2003-04) with the United States National Team Development Program
- Ranked second on Sudbury in points and playoff points, leading the club to the OHL Final in 2006-07
- Was selected to play in the CHL Top Prospects Game in 2005-06
- Was voted to the OHL's all-scholastic team in 2004-05

INTERNATIONAL CAREER

- Represented the United States at the 2010 and 2009 IIHF World Championships

PERSONAL

- Nicknames are "Nicky," "Gino" and "Fliggy"
- Began playing hockey at the age of 3 and idolized his father, Mike, and Peter Forsberg growing up
- Talent he would most like to have is to play the guitar
- Scoring the overtime winner in Game 4 of the playoffs against Pittsburgh on Apr. 23, 2014 was his most memorable hockey moment
- His favorite movie is *Braveheart* and his favorite TV show is *Suits*

CAREER TRANSACTIONS

- Signed a three-year contract with the Blue Jackets on July 6, 2012
- Rights acquired by Columbus from Ottawa in exchange for Marc Methot on July 1, 2012
- Signed a two-year contract extension with Ottawa on July 21, 2010
- Signed a three-year, entry-level contract with the Senators on March 21, 2007
- Ottawa's first pick, 28th overall, in the 2006 Draft

SINGLE SEASON HIGHS

GP:	82 (2x), 2011-12
G:	18, 2013-14
A:	32, 2011-12
PTS:	47, 2011-12
+/-:	6 (2x), 2012-13
PIM:	124, 2011-12
PPG:	7, 2008-09
SHG:	0
GWG:	5, 2013-14
Shots:	153, 2011-12
TOI:	16:31, 2012-13

GAME HIGHS

G:	2 (4x), 2/3/14 at ANA
A:	3, 3/24/12 vs. PIT
PTS:	3 (2x), 3/24/12 vs. PIT
PIM:	17 (2x), 1/30/14 vs. WSH
+/-:	3 (4x), 2/11/13 vs. SJS
Shots:	8, 1/8/11 vs. TBL
TOI:	21:39, 12/14/13 vs. STL
Goal Streak:	3, 12/5-12/8/11
Assist Streak:	4, 3/21-3/28/09
Point Streak:	6, 11/29-12/8/11

NHL FIRSTS

Game:	10/3/07 at TOR
Goal:	10/18/07 vs. MTL
Assist:	11/29/07 vs. NSH

CBJ FIRSTS

Game:	1/19/13 at NSH
Goal:	1/19/13 at NSH
Assist:	1/26/13 vs. CHI

**CAREER RECORD**

YEAR	TEAM	LEAGUE
2003-04	USNTDP	U-17
	USNTDP	NAHL
2004-05	USNTDP	U-18
	Sudbury	OHL
2005-06	Sudbury	OHL
2006-07	Sudbury	OHL
2007-08	Ottawa	NHL
	Binghamton	AHL
2008-09	Ottawa	NHL
2009-10	Ottawa	NHL
2010-11	Ottawa	NHL
2011-12	Ottawa	NHL
2012-13	Columbus	NHL
2013-14	Columbus	NHL

REGULAR SEASON

GP	TOI	G	A	PTS	+/-	PIM
18	n/a	7	9	16	n/a	28
43	n/a	8	12	20	n/a	44
4	n/a	2	1	3	n/a	0
65	n/a	10	28	38	5	111
65	n/a	24	46	70	19	146
66	n/a	31	57	88	13	135
45	9:09	6	3	9	0	20
28	n/a	6	13	19	4	16
81	13:40	17	15	32	-10	59
61	14:18	9	17	26	6	53
82	15:34	14	20	34	-19	43
82	14:38	15	32	47	2	124
45	16:31	6	13	19	6	28
70	16:03	18	21	39	5	96
CBJ Totals	115	16:14	24	34	58	11
NHL Totals	466	14:27	85	121	206	-10
OHL Totals	196	...	65	131	196	37
AHL Totals	28	...	6	13	29	4

PLAYOFFS

GP	G	A	PTS	PIM
...
7	2	1	3	8
...
12	5	5	10	16
10	1	3	4	28
21	12	17	29	36
4	1	0	1	2
...
...
6	0	1	1	2
...
7	1	3	4	8
...
4	2	0	2	4
4	2	0	2	4
21	4	4	8	16
43	18	25	43	80
...



BRIAN GIBBONS

BRIGH-uhn GIH-buhnz

23

POSITION

CENTER

SHOOTS

LEFT

HEIGHT

5-8

WEIGHT

170

DOB

02/26/88

BIRTHPLACE

BRAINTREE, MASSACHUSETTS

VS. THE NHL

TEAM	GP	G	A	PTS	PIM
ANA	1	1	1	2	0
ARI	2	0	0	0	0
BOS	1	0	0	0	0
BUF	2	1	1	2	0
CGY	1	0	0	0	0
CAR	1	0	0	0	0
CHI	2	0	0	0	0
COL	1	0	0	0	2
CBJ	2	0	0	0	0
DAL	1	0	1	1	0
DET	2	0	1	1	2
EDM	1	0	1	1	0
FLA	0	0	0	0	0
LAK	2	0	1	1	0
MIN	1	0	0	0	0
MTL	2	0	0	0	2
NSH	1	0	1	1	0
NJD	1	0	0	0	0
NYI	1	0	0	0	0
NYR	3	0	2	2	0
OTT	2	1	1	2	0
PHI	3	0	2	2	0
PIT	0	0	0	0	0
SJS	1	0	0	0	0
STL	1	0	0	0	0
TBL	1	0	0	0	0
TOR	0	0	0	0	0
VAN	1	1	0	1	0
WSH	2	0	0	0	0
WPG	2	1	0	1	0
TOTALS:	41	5	12	17	6

2013-14 SEASON

- Split the season between Pittsburgh (NHL) and Wilkes-Barre/Scranton (AHL)
- Enjoyed successful rookie campaign in NHL with 5-12-17 in 41 games
- Hit multiple NHL milestones Nov. 18 vs. Anaheim, making his NHL debut while posting first goal and first assist
- Posted career-high 3-game assist streak [0-3-3] from March 16-20
- Tied an AHL career high in points with 11-19-30 with WBS while playing in just 28 games
- Named to AHL All-Star Classic, notching two assists for the AHL in a 7-2 win against Farjestad BK on Feb. 2
- Made NHL postseason debut in Game 1 vs. Columbus, recording two shots
- Posted career-high two goals, including one shorthanded, in Game 2 vs. Columbus, becoming 1st Pens rookie to score two goals in a playoff game since Martin Straka (May 12, 1993 at NY Islanders)

CAREER HIGHLIGHTS

- Played in 70 games for Wilkes-Barre/Scranton in 2012-13, totaling 8-22-30 and 34 penalty minutes... Ranked third on the team in assists (22) and fourth in points (30)...Posted 3-5-8 in 15 playoff games.
- Netted first three-point game as pro with 1-2-3 at Manchester on Oct. 29, 2011
- Notched first pro goal, shorthanded, on Oct. 8, 2011 vs. Hershey... First time in team history that a rookie scored a shorthanded goal in the season opener.

AMATEUR CAREER

- Played four collegiate seasons with Boston College of Hockey East from 2007-11
- Won 2 NCAA national titles in 2008 and '10 with the Eagles
- Totaled 56-108-164 in 160 career games, excelling in final two years in scoring 34-67-101 in 81 contests
- Earned the John "Snooks" Kelley Memorial Award his senior season as the player who best typifies Boston College hockey

PERSONAL

- Nickname is 'Gib'
- His most memorable hockey moments were winning the NCAA Championship in 2008 and 2010 with BC
- Traveling to Australia is on his bucket list
- Grew up idolizing Tony Amonte and started playing hockey at the age of four

CAREER TRANSACTIONS

- Signed by Columbus as a free agent on July 4, 2014
- Signed by Pittsburgh as a free agent on Apr. 4, 2011

SINGLE SEASON HIGHS

GP:	41, 2013-14
G:	5, 2013-14
A:	12, 2013-14
PTS:	17, 2013-14
+/-:	5, 2013-14
PIM:	6, 2013-14
PPG:	1, 2013-14
SHG:	0
GWG:	0
Shots:	29, 2013-14
TOI:	11:56, 2013-14

GAME HIGHS

G:	1 (5x), 4/3/14 at WPG
A:	2, 1/3/14 vs. NYR
PTS:	2 (2x), 1/3/14 vs. NYR
PIM:	2 (3x), 4/9/14 vs. DET
+/-:	2 (4x), 3/18/14 vs. DAL
Shots:	3 (2x), 4/1/14 vs. CAR
TOI:	15:23, 4/13/14 vs. OTT
Goal Streak:	2, 2/3-2/5/14
Assist Streak:	3, 3/16-3/20/14
Point Streak:	3, 3/16-3/20/14

NHL FIRSTS

Game:	11/18/13 vs. ANA
Goal:	11/18/13 vs. ANA
Assist:	11/18/13 vs. ANA

CBJ FIRSTS

Game:	n/a
Goal:	n/a
Assist:	n/a



CAREER RECORD

YEAR	TEAM	LEAGUE
2007-08	Boston College	H-East
2008-09	Boston College	H-East
2009-10	Boston College	H-East
2010-11	Boston College	H-East
2011-12	W-B/Scranton	AHL
2012-13	W-B/Scranton	AHL
2013-14	W-B/Scranton	AHL
	Pittsburgh	NHL

NHL Totals
AHL Totals
NCAA Totals

REGULAR SEASON

GP	TOI	G	A	PTS	+/-	PIM
43	n/a	13	22	35	31	32
36	n/a	9	19	28	5	52
42	n/a	16	34	50	24	78
39	n/a	18	33	51	26	79
70	n/a	11	19	30	4	26
70	n/a	8	22	30	-11	34
28	n/a	11	19	30	9	43
41	11:56	5	12	17	5	6
41	11:56	5	12	17	5	6
168	...	30	60	90	2	103
160	...	56	108	164	86	241

PLAYOFFS

GP	G	A	PTS	PIM
--	--	--	--	--
--	--	--	--	--
--	--	--	--	--
--	--	--	--	--
9	0	0	0	8
15	3	5	8	22
10	1	2	3	18
8	2	1	3	2
8	2	1	3	2
34	4	7	11	48
...



SCOTT HARTNELL

SKAWT HAHRT-NEHL

43

POSITION

LEFT WING

SHOOTS

LEFT

HEIGHT

6-2

WEIGHT

210

DOB

04/18/82

BIRTHPLACE

REGINA, SASKATCHEWAN

VS. THE NHL

TEAM	GP	G	A	PTS	PIM
ANA	31	4	5	9	41
ARI	28	10	6	16	16
BOS	33	9	5	14	64
BUF	32	13	15	28	44
CGY	27	10	6	16	76
CAR	30	13	12	25	50
CHI	39	13	19	32	46
COL	31	7	11	18	41
CBJ	43	8	10	18	76
DAL	27	7	8	15	45
DET	37	16	11	27	50
EDM	28	7	8	15	43
FLO	29	5	8	13	34
LAK	31	4	6	10	41
MIN	27	4	9	13	28
MTL	29	4	10	14	41
NSH	7	0	3	3	4
NJD	47	11	9	20	65
NYI	45	19	16	35	54
NYR	46	7	11	18	88
OTT	32	6	8	14	28
PHI	6	0	2	2	2
PIT	46	12	19	31	100
SJS	31	6	10	16	46
STL	41	12	9	21	65
TBL	31	9	10	19	67
TOR	29	7	5	12	80
VAN	28	8	8	16	44
WSH	33	11	11	22	42
WPG	29	8	17	25	31
TOTALS:	953	250	287	537	1452

2013-14 SEASON

- Dished out a career-high 32 assists, reaching the 50 point plateau for the third time in his NHL career and scoring 20 goals for the seventh time
- Scored 250th career NHL goal on Mar. 28 vs. Toronto
- Skated in 900th career NHL game on Dec. 7 at Dallas
- Recorded his 500th career NHL point (assist on Luke Schenn's first-period goal) on Dec. 23 vs. Minnesota
- Recorded a career-high eight-game scoring streak (4-5-9) from Dec. 21-Jan. 7
- Reached 300 points as a Flyer on Jan. 14 at Buffalo
- Games lost to injury: 4... Multi-point (goal) games: 10 (2)... Most Points: 3 (3x) – Jan. 28 vs. Detroit, most recent... Most Goals: 2 (2x) – Mar. 18 vs. Chicago, most recent... Most Assists: 2 (4x) – Apr. 12 at Pittsburgh, most recent... Most PIM: 15 – Apr. 13 vs. Carolina ... Most Shots: 8 – Apr. 3 vs. Columbus... TOI: 23:36 – Mar. 11 vs. New Jersey

CAREER HIGHLIGHTS

- Enters the 2014-15 season with 106 career multi-point games and seven career hat tricks
- Named Alternate Captain of Flyers for 2012-13 season
- Scored career-high 37 goals in 2011-12, also finishing with a career-best 67 points
- Competed in 2012 NHL All-Star Game as a member of Team Alfredsson
- Scored 200th career NHL goal on Dec. 13, 2011 at Washington
- Registered two hat tricks within nine days of each other on Dec. 11 and Dec. 20, 2008
- Scored 100th career NHL goal on Jan. 8, 2008 at Atlanta
- Recorded first career NHL hat trick on Jan. 10, 2007 at NY Rangers
- Won Norwegian championship with Valerenga in 2004-05, earning playoff MVP honors
- Competed in NHL YoungStars Game in 2002
- Scored first career NHL goal on Nov. 11, 2000 vs. Boston (Dafoe)
- Was youngest player in the NHL during rookie 2000-01 season
- Made NHL debut on Oct. 6, 2000 against the Penguins in a neutral site game in Japan

AMATEUR CAREER

- Played two full seasons (1998-2000) with the Prince Albert Raiders of the Western Hockey League
- Won the WHL Top Draft Prospect Award in 2000
- Member of Team Orr at 2000 NHL Top Prospects Game
- Selected by Prince Albert with the seventh overall pick at the 1997 WHL Bantam Draft

INTERNATIONAL CAREER

- Represented Canada at the 2006 IIHF World Championships in Latvia
- Won a Gold Medal with Team Alberta at 1999 Canada Winter Games in Newfoundland

PERSONAL

- Appeared in the Judd Apatow film *This is 40* in 2012, playing himself
- Began playing hockey at the age of five and grew up idolizing Cam Neely
- Won NHL's Poker Championship in 2009
- Founded the #HartnellDown Foundation in 2012 as a way to provide support to charities that support hockey, children and communities around the US and Canada. It started as a Twitter following to keep track of the number of times Hartnell would fall down during the NHL season. When Hartnell himself joined Twitter, rather than taking offense, he embraced the catchphrase and began to sell merchandise that had it printed on it with the proceeds going to Hartnell's favorite hockey-related charities. At the 2012 NHL all-star game Scott Hartnell donated \$1,000 to charity for every #hartnelltdown that occurred during the competition.

SINGLE SEASON HIGHS

GP:	82 (4x), 2011-12
G:	37, 2011-12
A:	32, 2013-14
PTS:	67, 2011-12
+/-:	19 (2x), 2011-12
PIM:	159, 2007-08
PPG:	16, 2011-12
SHG:	2, 2005-06
GWG:	8, 2005-06
Shots:	232, 2011-12
TOI:	17:48, 2008-09

GAME HIGHS

G:	3 (7x), 4/15/13 at MTL
A:	3 (3x), 2/16/12 vs. BUF
PTS:	4 (5x), 2/16/12 vs. BUF
PIM:	23, 4/6/02 vs. CGY
+/-:	4, 12/20/08 vs. WSH
Shots:	9, 1/22/12 vs. BOS
TOI:	24:38, 3/15/02 vs. PHX
Goal Streak:	6, 12/2-12/13/11
Assist Streak:	6, 1/16-1/27/03
Point Streak:	8, 12/21/13-1/7/14

NHL FIRSTS

Game:	10/6/00 at PIT
Goal:	11/11/00 at BOS
Assist:	10/24/00 vs. VAN

CBJ FIRSTS

Game:	n/a
Goal:	n/a
Assist:	n/a

CAREER TRANSACTIONS

- Acquired by Columbus in exchange for LW R.J. Umberger and a fourth round selection at the 2015 NHL Entry Draft on June 23, 2014
- Signed a six-year contract extension with Philadelphia on Aug. 20, 2012
- Signed a six-year contract with Philadelphia on June 18, 2007
- Acquired by the Flyers along with D Kimmo Timonen from Nashville in exchange for a first round selection at the 2007 NHL Entry Draft on June 18, 2007
- Re-signed by Nashville to a one-year contract on Aug. 1, 2006
- Re-signed by Nashville to a one-year contract on Aug. 10, 2005
- Re-signed by Nashville to a one-year contract on July 26, 2004
- Re-signed by Nashville to a one-year contract on July 10, 2003
- Nashville's first pick, sixth overall, in the 2000 Draft



CAREER RECORD

YEAR	TEAM	LEAGUE	REGULAR SEASON							PLAYOFFS				
			GP	TOI	G	A	PTS	+/-	PIM	GP	G	A	PTS	PIM
1997-98	Prince Albert	WHL	1	n/a	0	1	1	1	2	--	--	--	--	--
1998-99	Prince Albert	WHL	65	n/a	10	34	44	14	104	14	0	5	5	22
1999-00	Prince Albert	WHL	62	n/a	27	55	82	13	124	6	3	2	5	6
2000-01	Nashville	NHL	75	10:54	2	14	16	-8	48	--	--	--	--	--
2001-02	Nashville	NHL	75	16:58	14	27	41	5	111	--	--	--	--	--
2002-03	Nashville	NHL	82	15:17	12	22	34	-3	101	--	--	--	--	--
2003-04	Nashville	NHL	59	16:16	18	15	33	-5	87	6	1	2	3	2
2005-06	Nashville	NHL	81	16:05	25	23	48	8	101	5	1	0	1	4
2006-07	Nashville	NHL	64	15:43	22	17	39	19	96	5	1	1	2	28
2007-08	Philadelphia	NHL	80	16:11	24	19	43	2	159	7	3	4	7	20
2008-09	Philadelphia	NHL	82	17:48	30	30	60	14	143	6	1	1	2	23
2009-10	Philadelphia	NHL	81	15:43	14	30	44	-6	155	23	8	9	17	25
2010-11	Philadelphia	NHL	82	16:36	24	25	49	14	142	11	1	3	4	23
2011-12	Philadelphia	NHL	82	17:47	37	30	67	19	136	11	3	5	8	15
2012-13	Philadelphia	NHL	32	15:52	8	4	12	-5	70	--	--	--	--	--
2013-14	Philadelphia	NHL	78	16:53	20	32	52	11	103	7	0	3	3	6
NHL Totals			953	16:02	250	287	537	65	1452	91	19	28	47	146
WHL Totals			128	...	37	90	127	28	230	20	3	7	10	28



NATHAN HORTON

NAY-thuhn HOHR-tuhn

8

POSITION

RIGHT WING

SHOOTS

RIGHT

HEIGHT

6-2

WEIGHT

229

DOB

05/29/85

BIRTHPLACE

WELLAND, ONTARIO

VS. THE NHL

TEAM	GP	G	A	PTS	PIM
ANA	6	1	2	3	0
ARI	10	5	7	12	6
BOS	20	6	6	12	12
BUF	36	9	16	25	48
CGY	5	3	1	4	0
CAR	50	16	18	34	72
CHI	9	4	0	4	10
COL	6	2	4	6	8
CBJ	7	2	2	4	4
DAL	10	3	6	9	6
DET	10	0	6	6	6
EDM	5	1	2	3	7
FLA	11	0	8	8	4
LAK	10	4	1	5	4
MIN	6	2	3	5	14
MTL	35	8	14	22	26
NSH	9	4	2	6	2
NJD	34	8	7	15	33
NYI	31	16	16	32	22
NYR	30	11	5	16	33
OTT	34	11	11	22	28
PHI	31	13	5	18	25
PIT	28	6	12	18	22
SJS	8	2	2	4	4
STL	8	3	2	5	6
TBL	47	27	20	47	49
TOR	35	8	16	24	51
VAN	5	2	1	3	7
WSH	42	10	13	23	19
WPG	49	16	10	26	39
TOTALS:	627	203	218	421	567

2013-14 SEASON

- Credited with goal on Apr. 9 at Dallas despite not dressing as part of makeup game against Stars (postponed on Mar. 10)
- Dished out a season-high six hits on Mar. 21 vs. NY Rangers
- Scored game-winning goal in his 600th career NHL game on Jan. 21 vs. Los Angeles
- Scored the 200th goal of his NHL career on Jan. 13 vs. Tampa Bay
- Scored game-winning goal in his Blue Jackets debut on Jan. 2 at Phoenix
- Games lost to injury: 46... Multi-point (goal) games: 2 (0)... Most Points: 2 (2x) – Mar. 11 vs. Detroit, most recent... Most Goals: 1 (5x) – Apr. 9 at Dallas, most recent... Most Assists: 2 (2x) – Mar. 11 vs. Detroit, most recent ... Most PIM: 4 (2x) – Jan. 23 vs. Philadelphia, most recent... Most Shots: 4 (2x) – Jan. 28 vs. Ottawa, most recent... TOI: 20:12 – Feb. 3 at Anaheim

CAREER

- Led the NHL in playoff plus/minus with a rating of +20 in 2013
- Finished sixth in the NHL in 2011-12 with a shooting percentage of 18.9%
- Won Stanley Cup in 2011 as a member of the Boston Bruins, scoring the series-clinching goal in both Round 1 (Montreal, Game 7) and Round 3 (Tampa Bay, Game 7)
- Registered first career playoff Gordie Howe Hat Trick on May 4, 2011 vs. Philadelphia
- Recorded sixth consecutive 20-goal season in 2010-11
- Finished fourth in the NHL in plus/minus in 2010-11 with a rating of +29
- Appeared in 500th career NHL game on Apr. 6, 2011 vs. NY Islanders
- Set a career high for points in a game by tallying 1-4-5 on Feb. 9, 2011
- Recorded 300th career point (assist) on Oct. 16, 2010 at New Jersey
- Skated in 400th career NHL game on Jan. 5, 2010 at Montreal
- Registered second career hat trick on Dec. 15, 2009 at NY Islanders
- Recorded 200th career NHL point (goal) on Nov. 2, 2008 at Atlanta
- Appeared in 300th career NHL game on Nov. 1, 2008 at Nashville
- Scored 100th career NHL goal on Apr. 4, 2008 at Carolina
- Set career high by netting 31 goals in 2006-07 with Florida
- Played in 100th career game on Feb. 4, 2006 at Atlanta
- Tallied first career hat trick on Dec. 13, 2005 vs. Nashville

AMATEUR CAREER

- Named to Ontario Hockey League's First All-Rookie Team and Canadian Hockey League's All-Rookie in 2001-02
- Selected by Oshawa in the first round, second overall, of the 2001 OHL Priority Selection Draft

PERSONAL

- Nickname is 'Horts'
- Great-nephew-in-law of Hall of Fame goaltender Jacques Plante
- Most memorable hockey moment was winning the Stanley Cup in 2011
- Favorite vacation destination is the Bahamas

CAREER TRANSACTIONS

- Signed a seven-year contract with Columbus that runs through the 2019-20 season on July 5, 2013
- Acquired by Boston with Gregory Campbell from Florida in exchange for Dennis Wideman, 2010 first round (Derek Forbort) and 2011 third round draft picks, June 22, 2010
- Florida's first pick, third overall, at the 2003 NHL Entry Draft

SINGLE SEASON HIGHS

GP: 82 (2x), 2007-08
 G: 31, 2006-07
 A: 37, 2009-10
 PTS: 62 (2x), 2007-08
 +/-: 29, 2010-11
 PIM: 89, 2005-06
 PPG: 9, 2007-08
 SHG: 2, 2009-10
 GWG: 5, 2008-09
 Shots: 217, 2006-07
 TOI: 20:53, 2009-10

GAME HIGHS


G: 3 (2x), 12/14/09 at NYI
 A: 4 (2x), 2/9/11 vs. MTL
 PTS: 5, 2/9/11 vs. MTL
 +/-: 5, 2/9/11 vs. MTL
 PIM: 17, 3/10/06 vs. CAR
 Shots: 8 (4x), 11/6/10 vs. STL
 TOI: 27:06, 12/23/09 at NYR
 Goal Streak: 4 (2x), 3/27-4/2/13
 Assist Streak: 5, 12/11-12/18/09
 Point Streak: 6 (5x), 10/9-10/23/10

NHL FIRSTS

Game: 10/9/03 vs. CAR
 Goal: 11/1/03 vs. SJS
 Assist: 10/24/03 vs. MIN

CBJ FIRSTS

Game: 1/2/14 at PHX
 Goal: 1/2/14 at PHX
 Assist: 1/6/14 at NYR

**CAREER RECORD**

YEAR	TEAM	LEAGUE	REGULAR SEASON							PLAYOFFS				
			GP	TOI	G	A	PTS	+/-	PIM	GP	G	A	PTS	PIM
2001-02	Oshawa	OHL	64	n/a	31	36	67	-6	84	5	1	2	3	10
2002-03	Oshawa	OHL	54	n/a	33	35	68	6	111	13	9	6	15	10
2003-04	Florida	NHL	55	13:20	14	8	22	-5	57	--	--	--	--	--
2004-05	San Antonio	AHL	21	n/a	5	4	9	1	21	--	--	--	--	--
2005-06	Florida	NHL	71	16:53	28	19	47	8	89	--	--	--	--	--
2006-07	Florida	NHL	82	18:04	31	31	62	15	61	--	--	--	--	--
2007-08	Florida	NHL	82	18:44	27	35	62	15	85	--	--	--	--	--
2008-09	Florida	NHL	67	17:51	22	23	45	-5	48	--	--	--	--	--
2009-10	Florida	NHL	65	20:53	20	37	57	-1	42	--	--	--	--	--
2010-11	Boston	NHL	80	16:17	26	27	53	29	85	21	8	9	17	35
2011-12	Boston	NHL	46	15:56	17	15	32	0	54	--	--	--	--	--
2012-13	Boston	NHL	43	16:51	13	9	22	1	22	22	7	12	19	14
2013-14	Columbus	NHL	36	15:27	5	14	19	-3	24	--	--	--	--	--
CBJ Totals			36	15:27	5	14	19	-3	24
NHL Totals			627	17:22	203	218	421	54	567	43	15	21	36	49
AHL Totals			21	...	5	4	9	1	21
OHL Totals			118	...	64	71	135	0	195	18	10	8	18	20



BOONE JENNER

BOON JEHN-uhr

38

POSITION

LEFT WING

SHOOTS

LEFT

HEIGHT

6-2

WEIGHT

211

DOB

06/15/93

BIRTHPLACE

DORCHESTER, ONTARIO

VS. THE NHL

TEAM	GP	G	A	PTS	PIM
ANA	1	0	1	1	0
ARI	2	1	0	1	0
BOS	2	0	0	0	6
BUF	2	0	0	0	0
CGY	2	0	1	1	2
CAR	5	2	1	3	4
CHI	2	0	0	0	0
COL	2	1	0	1	0
CBJ	0	0	0	0	0
DAL	2	1	0	1	2
DET	3	1	1	2	0
EDM	2	0	1	1	4
FLA	3	1	2	3	2
LAK	2	0	1	1	0
MIN	2	1	0	1	0
MTL	2	2	0	2	2
NSH	2	0	0	0	0
NJD	4	0	0	0	2
NYI	3	1	1	2	0
NYR	3	0	1	1	0
OTT	2	0	0	0	0
PHI	4	1	0	1	2
PIT	3	0	1	1	2
SJS	2	1	1	2	0
STL	2	0	0	0	2
TBL	3	1	1	2	2
TOR	3	0	0	0	4
VAN	2	0	0	0	2
WSH	3	0	1	1	9
WPG	2	2	0	2	0
TOTALS	72	16	13	29	45

2013-14 SEASON

- Finished fourth on Columbus in playoff scoring (3-2-5, 6GP) and first (tied) in postseason goals
- Led all rookie NHL forwards in hits (212) and game-winning goals (5, tied); finished sixth (T) in goals (16) and sixth in shooting pct. (12.6)
- Set Blue Jackets record for most GWG by a rookie and tallied the second-most goals ever by a first-year player (Rick Nash, 17 in 2002-03)
- Recorded 3-3-6 over the course of the final five games of the regular season
- Converted on his first career penalty shot attempt on Jan. 11 at Winnipeg, becoming the second rookie in Blue Jackets history to score a PSG (David Vyborny, 2000-01) and first ever to score a GWG in that manner
- Scored first and second career NHL goals on Oct. 17 at Montreal, both on the power play, becoming the first NHL player since Dustin Penner (on Nov. 30, 2005) to score his first two career goals with the man advantage in the same game
- Made NHL debut on Oct. 4 vs. Calgary
- Games lost to injury: 9... Multi-point (goal) games: 5 (2)... Most Points: 2 (5x) Apr. 11 at Tampa Bay, most recent... Most Goals: 2 (2x) Jan. 11 at Winnipeg, most recent... Most Assists: 1 (13x) – Apr. 12 at Florida, most recent... Most PIM: 7 – Jan. 30 vs. Washington... Most Shots: 6 (2x) – Apr. 12 at Florida, most recent... TOI: 20:14 – Oct. 17 at Montreal

CAREER HIGHLIGHTS

- Led all Falcons forwards in postseason scoring in 2013 Calder Cup Playoffs (2-3-5 in 8 GP)
- Finished third in the OHL in goals (45), fourth (tied) in game-winning goals (8) and 10th in points (82) in final season of major junior in 2012-13
- Made professional debut with Springfield Apr. 4, 2012 at Bridgeport
- Named Generals team captain on Aug. 23, 2011
- Ranked third on Oshawa in assists and points in 2010-11
- Named to OHL All-Rookie team in 2009-10 after ranking fourth on the Generals in goals, assists and points
- Finished T-2nd in scoring at 2009 OHL Cup Tournament with the runner-up Elgin-Middlesex Chiefs, tallying 6-5-11 in seven appearances

INTERNATIONAL CAREER

- Represented Canada at the IIHF World Junior Championships for the second straight year in 2013... Recorded 0-2-2 and 29 penalty minutes in five games at the 2012 IIHF World Junior Championships, helping Canada win bronze... Won gold medal with Team Canada at 2011 U18 Junior World Cup... Won silver medal with Team Ontario at World U17 Hockey Challenge in 2010, serving as team captain.

PERSONAL

- Nickname is "Bam Bam"
- Favorite MLB team is the Toronto Blue Jays
- Favorite movie is *Dumb & Dumber*
- Favorite musical artists are Eric Church and Kenny Chesney

CAREER TRANSACTIONS

- Signed a three-year entry level contract with the Blue Jackets on Mar. 28, 2012
- Columbus' first pick, 37th overall, in the 2011 Draft

SINGLE SEASON HIGHS

GP:	72, 2013-14
G:	16, 2013-14
A:	13, 2013-14
PTS:	29, 2013-14
+/-:	6, 2013-14
PIM:	45, 2013-14
PPG:	4, 2013-14
SHG:	0
GWG:	5, 2013-14
Shots:	127, 2013-14
TOI:	14:04, 2013-14

GAME HIGHS

G:	2 (2x), 1/11/14 at WPG
A:	1 (13x), 4/12/14 at FLA
PTS:	2 (5x), 4/11/14 at TBL
PIM:	7, 1/30/14 vs. WSH
+/-:	2 (5x), 2/7/14 at SJS
Shots:	6 (2x), 4/12/14 at FLA
TOI:	20:14, 10/17/13 at MTL
Goal Streak:	2 (2x), 4/6-4/8/14
Assist Streak:	3, 1/30-2/3/14
Point Streak:	3, 1/30-2/3/14

NHL/CBJ FIRSTS

Game:	10/4/13 vs. CGY
Goal:	10/17/13 at MTL
Assist:	11/29/13 vs. EDM

**CAREER RECORD**

YEAR	TEAM	LEAGUE
2009-10	Oshawa	OHL
2010-11	Oshawa	OHL
2011-12	Oshawa	OHL
	Springfield	AHL
2012-13	Oshawa	OHL
	Springfield	AHL
2013-14	Columbus	NHL
NHL/CBJ Totals		
AHL Totals		
OHL Totals		

REGULAR SEASON

GP	TOI	G	A	PTS	+/-	PIM
65	n/a	19	30	49	-22	91
63	n/a	25	41	66	10	57
43	n/a	22	27	49	12	59
5	n/a	1	0	1	-1	2
56	n/a	45	37	82	23	58
5	n/a	3	1	4	1	0
72	14:04	16	13	29	6	45
72	14:04	16	13	29	6	45
10	...	4	1	5	0	2
227	...	111	135	246	22	265

PLAYOFFS

GP	G	A	PTS	PIM
...
10	7	5	12	14
6	4	7	11	10
...
9	2	6	8	8
8	2	3	5	8
6	3	2	5	4
6	3	2	5	4
8	2	3	5	8
25	13	18	21	32



RYAN JOHANSEN

RIGH-uhn joh-HAN-sehn

19

POSITION

CENTER

SHOOTS

RIGHT

HEIGHT

6-3

WEIGHT

223

DOB

07/31/92

BIRTHPLACE

PORT MOODY, BRITISH COLUMBIA

VS. THE NHL

TEAM	GP	G	A	PTS	PIM
ANA	6	2	1	3	2
ARI	6	1	1	2	2
BOS	5	1	0	1	6
BUF	5	0	3	3	0
CGY	8	1	1	2	4
CAR	6	2	2	4	6
CHI	10	3	2	5	2
COL	9	1	2	3	2
CBJ	0	0	0	0	0
DAL	7	0	3	3	4
DET	13	3	5	8	6
EDM	8	2	2	4	2
FLA	4	2	4	6	0
LAK	7	1	1	2	4
MIN	7	0	2	2	0
MTL	4	2	1	3	11
NSH	12	2	1	3	2
NJD	5	0	1	1	4
NYI	5	1	3	4	0
NYR	5	1	0	1	2
OTT	4	1	2	3	2
PHI	5	2	0	2	6
PIT	6	1	1	2	0
SJS	8	4	1	5	6
STL	9	2	1	3	0
TBL	5	2	2	4	2
TOR	4	4	1	5	0
VAN	8	1	3	4	4
WSH	5	3	1	4	0
WPG	3	2	2	4	0
TOTALS:	189	47	49	96	79

2013-14 SEASON

- Recorded 2-4-6 in six playoff games, finishing second on Columbus in postseason scoring and first (tied) among forwards
- Led the Jackets in goals, points, multipoint games (16), shots on goal and faceoff wins (692)
- Finished T-11th in the NHL in goals and T-20th in faceoff wins; youngest player in the NHL with 30+ goals this season
- Became third player in Jackets history to score 30+ goals in a season and the ninth to tally 60+ points
- Registered 4-7-11 during career-best nine-game point streak from Nov. 29-Dec. 16, the second-longest streak in CBJ history
- Games lost to injury: 0... Multi-point (goal) games: 16 (4)... Most Points: 3 (2x) – Nov. 25 at Toronto, most recent... Most Goals: 2 (4x) – Mar. 25 vs. Detroit, most recent ... Most Assists: 2 (2x) – Dec. 6 vs. Minnesota, most recent ... Most PIM: 9 – Mar. 20 at Montreal... Most Shots: 8 – Apr. 8 vs. Phoenix... TOI: 21:56 – Apr. 1 vs. Colorado.

CAREER HIGHLIGHTS

- Led Columbus in face-off wins (272) in 2012-13
- Skated in 100th career NHL game on Apr. 12, 2013 vs. St. Louis
- Tallied first career NHL shootout goal on Mar. 10, 2013 at Detroit
- Played his first professional season with Columbus and ranked fourth (tied) among NHL rookies and was second (tied) on the club in game-winning goals (3) in 2011-12
- His first NHL goal was the game-winner (also had an assist) on Oct. 25, 2011 vs. Detroit (Ty Conklin)
- Was the first player to score his club's first three game-winners in a season since Philadelphia's Brian Propp in 1982-83

AMATEUR CAREER

- Spent two seasons (2009-11) with Portland (WHL)
- Led the Winterhawks in goals, points and plus/minus rating (sixth-tied in WHL) and was second in assists with 40-52-92, +44 in 63 games in 2010-11
- Led the WHL in playoff scoring with 13-15-28 in 21 games and helped Portland reach the WHL Final in 2010-11
- Ranked second (tied) among WHL rookies in assists and points in 2009-10
- Ranked second on the Winterhawks in assists, points and power play goals (9) with 25-44-69 in 71 games in 2009-10
- Led the Winterhawks and all WHL rookies in playoff assists and points in 2009-10
- Was selected to play in the CHL Top Prospects Game in 2009-10

INTERNATIONAL CAREER

- Represented Canada at the 2011 World Junior Championships (silver medal) and was named to the tournament All-Star Team after tallying 3-6-9 in seven games played

PERSONAL

- Nickname is "Joey"
- Began playing hockey at the age of 3 and idolized Joe Thornton growing up
- His father, Randall, had the greatest influence on his hockey career
- Playing in his first NHL game is his most memorable hockey moment
- Favorite TV shows are *Sons of Anarchy* and *Suits*

CAREER TRANSACTIONS

- Signed a three-year entry level contract with the Blue Jackets on Sept. 9, 2010
- Columbus' first pick, fourth overall, in the 2010 Draft

SINGLE SEASON HIGHS

GP:	82, 2013-14
G:	33, 2013-14
A:	30, 2013-14
PTS:	63, 2013-14
+/-:	3, 2013-14
PIM:	43, 2013-14
PPG:	7, 2013-14
SHG:	0
GWG:	5, 2013-14
Shots:	237, 2013-14
TOI:	17:38, 2013-14

GAME HIGHS

G:	2 (6x), 3/25/14 vs. DET
A:	2 (3x), 12/6/13 vs. MIN
PTS:	3 (2x), 11/25/13 at TOR
+/-:	3, 2/1/14 vs. FLA
PIM:	9, 3/20/14 at MTL
Shots:	8, 4/8/14 vs. PHX
TOI:	21:56, 4/1/14 vs. COL
Goal Streak:	3, 1/30-2/3/14
Assist Streak:	5, 4/6-4/12/14
Point Streak:	9, 11/29-12/16/13

NHL/CBJ FIRSTS

Game:	10/7/11 vs. NSH
Goal:	10/25/11 vs. DET
Assist:	10/22/11 at OTT

**CAREER RECORD**

YEAR	TEAM	LEAGUE
2009-10	Portland	WHL
2010-11	Portland	WHL
2011-12	Columbus	NHL
2012-13	Springfield	AHL
	Columbus	NHL
2013-14	Columbus	NHL
CBJ/NHL Totals		
AHL Totals		
WHL Totals		

REGULAR SEASON

GP	TOI	G	A	PTS	+/-	PIM
71	n/a	25	44	69	17	53
63	n/a	40	52	92	44	64
67	12:44	9	12	21	-2	24
40	n/a	17	16	33	11	20
40	16:05	5	7	12	-7	12
82	17:38	33	30	63	3	43
189	15:34	47	49	96	-6	79
40	n/a	17	16	33	11	20
134	...	65	96	161	61	117

PLAYOFFS

GP	G	A	PTS	PIM
13	6	12	18	18
21	13	15	28	6
...
...
6	2	4	6	4
6	2	4	6	4
5	0	1	1	2
34	19	27	46	24



JACK JOHNSON

JAK JAHN-suhn

7

POSITION

DEFENSE

SHOOTS

LEFT

HEIGHT

6-1

WEIGHT

231

DOB

01/13/87

BIRTHPLACE

INDIANAPOLIS, INDIANA

VS. THE NHL

TEAM	GP	G	A	PTS	PIM
ANA	28	2	11	13	22
ARI	37	3	11	14	32
BOS	9	1	0	1	2
BUF	7	0	3	3	8
CGY	22	1	6	7	20
CAR	9	0	3	3	2
CHI	22	2	6	8	6
COL	23	1	7	8	23
CBJ	16	0	7	7	8
DAL	32	4	14	18	20
DET	26	2	4	6	6
EDM	23	3	5	8	22
FLA	8	2	4	6	4
LAK	6	2	2	4	0
MIN	22	3	11	14	16
MTL	8	0	2	2	4
NSH	22	2	3	5	8
NJD	10	1	4	5	0
NYI	12	2	3	5	4
NYR	9	1	3	4	6
OTT	8	1	2	3	8
PHI	10	3	2	5	8
PIT	11	0	4	4	8
SJS	32	2	6	8	18
STL	25	0	6	6	40
TBL	6	0	3	3	6
TOR	7	1	0	1	4
VAN	26	3	8	11	14
WSH	8	1	4	5	6
WPG	6	1	2	3	6
TOTALS:	490	44	146	190	331

2013-14 SEASON

- Recorded 3-4-7 in six playoff games to lead the Jackets in postseason scoring
- Led Jackets in blocked shots (128) and TOI/game (24:40); finished second among club defensemen in points, assists and goals (tied)
- Matched career-high with three assists and recorded 30th career multi-point game on Mar. 1 vs. Florida
- Scored 21st career power play goal on Apr. 6 vs. NY Islanders
- Games lost to injury: 0... Multi-point (goal) games: 4 (0)... Most Points: 3 – Mar. 1 vs. Florida... Most Goals: 1 (5x) – Apr. 6 vs. NY Islanders, most recent... Most Assists: 3 – Mar. 1 vs. Florida... Most PIM: 4 (2x) – Feb. 7 at San Jose, most recent... Most Shots: 7 – Dec. 9 at Pittsburgh... TOI: 31:35 – Jan. 6 at NY Rangers

CAREER HIGHLIGHTS

- Ranked third in NHL history for points by a defenseman in first 15 career playoff games with 16 (4-12-16)
- Led all Blue Jackets defensemen in power play points (8), shots (96), hits (66) and blocked shots (90) in 2012-13
- Skated in the 400th game of his NHL career on Apr. 9, 2013 vs. San Jose
- Broke his own Blue Jackets team record for TOI in a single game on Feb. 2, 2013 vs. Detroit (34:59)
- Ranked second (tied) among NHL defensemen in game-winning goals (5), sixth (tied) in goals and eighth (tied) in power play goals (5) in 2011-12
- Set career high in goals, power play goals, game-winning goals, shots (176) and time on ice in 2011-12
- Scored the first game-winning and overtime goal of his NHL career in the season opener Oct. 7, 2011 vs. NY Rangers (in Stockholm, Sweden)
- Played the 300th game of his NHL career on Nov. 16, 2011 vs. Anaheim
- Scored his first goal with the team and added an assist on Mar. 6, 2012 vs. Phoenix (Jason LaBarbera)
- Ranked third among NHL defensemen in power play assists (25-tied) and fourth in power play points (28-tied) in 2010-11
- Led the Kings in blocked shots (133), ranked second in assists and time on ice and was one of six players to play in all 82 games in 2010-11
- Recorded the 100th point of his NHL career on Apr. 9, 2011 vs. Anaheim
- Ranked second on the club in time on ice and was first (tied) among NHL defensemen in shootout goals (6) in 2009-10
- Played the 200th game of his NHL career on Apr. 11, 2010 at Colorado
- Led team in playoff assists and points (tied) and was second in blocked shots (10) in 2010-11
- Tied a Kings playoff record for a defenseman with 0-3-3 in Game 3 of the Western Conference Quarterfinal on Apr. 19, 2010 vs. Vancouver
- Ranked first (tied) among Kings defensemen in goals and power play goals (3) despite missing 41 games due to a shoulder injury suffered Oct. 12 vs. San Jose in 2008-09
- Played the 100th game of his NHL career on Mar. 1, 2009 at Chicago
- Recorded the first multi-point game of his NHL career with 1-1-2 on Feb. 16, 2009 vs. Atlanta
- Named the Kings Best Newcomer and Outstanding Defenseman in 2007-08
- Ranked third among NHL rookies and third on Los Angeles in time on ice and was second among NHL rookies in blocked shots (136) in 2007-08
- Was selected to play in the NHL YoungStars event as a part of All-Star Weekend in 2007-08

AMATEUR CAREER

- Played two seasons (2005-07) at the University of Michigan (CCHA) and two seasons (2003-05) with the United States National Development Team Program
- Named CCHA Best Offensive Defenseman and earned All-CCHA First Team honors in 2006-07
- His 16 goals in 2006-07 rank as the second-highest total by a Wolverines defenseman
- Earned CCHA All-Rookie honors and was a finalist for the CCHA Best Offensive Defenseman Award in 2005-06
- Set Michigan freshman record for points by a defenseman (32) in 2005-06

SINGLE SEASON HIGHS

GP:	82 (3x), 2013-14
G:	12, 2011-12
A:	37, 2010-11
PTS:	42, 2010-11
+/-:	-5, 2012-13
PIM:	76, 2007-08
PPG:	5, 2011-12
SHG:	0
GWG:	5, 2011-12
Shots:	176, 2011-12
TOI:	25:58, 2012-13

GAME HIGHS

G:	1 (44x), 4/6/14 vs. NYI
A:	3 (4x), 3/1/14 vs. FLA
PTS:	4, 2/4/10 vs. ANA
PIM:	14, 12/16/10 at STL
+/-:	3 (11x), 1/30/14 vs. WSH
Shots:	8, 4/3/12 at PHX
TOI:	34:59, 2/2/13 vs. DET
Goal Streak:	2 (3x), 3/6-3/8/12
Assist Streak:	5, 12/21-12/29/10
Point Streak:	5, 12/21-12/29/10

NHL FIRSTS

Game:	3/29/07 vs. VAN
Goal:	10/19/07 at VAN
Assist:	10/10/07 at DAL

CBJ FIRSTS

Game:	2/26/12 at PIT
Goal:	3/6/12 vs. PHX
Assist:	3/3/12 at PHX

INTERNATIONAL CAREER

- Represented the United States at the 2010 Olympic Games in Vancouver, British Columbia (silver medal), as well as the 2012 World Championships (served as team captain), 2011 World Championships (served as alternate captain), 2010 World Championships (served as team captain), 2009 World Championships and 2007 World Championships
- Also represented the United States at the 2007 World Junior Championships (bronze medal), 2006 World Junior Championships, 2005 World Under-18 Junior Championships (gold medal) and 2004 World Under-18 Junior Championships (silver medal)

PERSONAL

- Nickname is "JJ"
- Began playing hockey at the age of five and idolized Chris Chelios growing up
- Winning the silver medal at the 2010 Olympics with Team USA is the most memorable moment of his hockey career
- Favorite musical artist is Mumford & Sons

CAREER TRANSACTIONS

- Acquired by Columbus along with a first round pick in the 2013 Draft (Marko Dano) from Los Angeles in exchange for Jeff Carter on Feb. 23, 2012
- Signed a seven-year contract with Los Angeles on Jan. 9, 2011
- Signed a two-year contract extension with Los Angeles on July 17, 2009
- Signed a three-year, entry level contract with the Kings on March 26, 2007
- Acquired by Los Angeles with Oleg Tverdoksky from Carolina in exchange for Eric Belanger and Tim Gleason on Sept. 29, 2006
- Carolina's first pick, third overall, in the 2005 Draft



CAREER RECORD

YEAR	TEAM	LEAGUE	REGULAR SEASON							PLAYOFFS				
			GP	TOI	G	A	PTS	+/-	PIM	GP	G	A	PTS	PIM
2003-04	USNDTP	U-17	31	n/a	12	9	21	n/a	78
	USNDTP	NAHL	29	n/a	3	12	15	n/a	93
2004-05	USNDTP	U-18	26	n/a	5	9	14	n/a	86
	USNDTP	NAHL	12	n/a	7	10	17	n/a	57
2005-06	Michigan	CCHA	38	n/a	10	22	32	11	149
2006-07	Michigan	CCHA	36	n/a	16	23	39	26	87
	Los Angeles	NHL	5	21:22	0	0	0	-5	18
2007-08	Los Angeles	NHL	74	21:41	3	8	11	-19	76
2008-09	Los Angeles	NHL	41	20:16	6	5	11	-18	46
2009-10	Los Angeles	NHL	80	22:36	8	28	36	-15	48	6	0	7	7	6
	United States	Olympics	6	n/a	0	1	1	2	2
2010-11	Los Angeles	NHL	82	23:11	5	37	42	-21	44	6	1	4	5	0
2011-12	Los Angeles	NHL	61	22:30	8	16	24	-12	24
	Columbus	NHL	21	27:25	4	10	14	5	15
2012-13	Columbus	NHL	44	25:58	5	14	19	-5	12
2013-14	Columbus	NHL	82	24:40	5	28	33	-7	48	6	3	4	7	4
CBJ Totals			147	25:57	14	52	66	-7	75	6	3	4	7	4
NHL Totals			490	23:12	44	146	190	-97	331	18	4	15	19	10
NCAA Totals			74	...	26	45	71	37	236
USNDTP Totals			98	...	27	40	67	...	314



MARK LETESTU

MAHRK luh-TEHS-too

55

POSITION

CENTER

SHOOTS

RIGHT

HEIGHT

5-10

WEIGHT

202

DOB

02/04/85

BIRTHPLACE

ELK POINT, ALBERTA

VS. THE NHL

TEAM	GP	G	A	PTS	PIM
ANA	7	1	3	4	4
ARI	10	1	3	4	0
BOS	10	0	1	1	2
BUF	9	4	3	7	0
CGY	11	2	4	6	2
CAR	9	2	3	5	4
CHI	11	2	2	4	2
COL	8	1	2	3	0
CBJ	1	0	2	2	0
DAL	7	2	3	5	4
DET	12	2	1	3	2
EDM	10	2	1	3	4
FLA	8	3	3	6	2
LAK	8	2	1	3	0
MIN	8	2	0	2	2
MTL	10	1	3	4	5
NSH	11	1	1	2	2
NJD	10	1	0	1	2
NYI	10	3	5	8	0
NYR	9	0	0	0	4
OTT	7	1	2	3	0
PHI	9	1	3	4	4
PIT	6	0	1	1	2
SJS	8	3	4	7	0
STL	13	3	3	6	4
TBL	8	2	1	3	0
TOR	8	3	4	7	0
VAN	10	1	2	3	0
WSH	8	1	1	2	0
WPG	8	4	1	5	2
TOTALS:	264	51	63	114	53

2013-14 SEASON

- Recorded career highs in games played, assists and points with 12-22-34
- One of three Blue Jackets players to appear in all 82 games (Johnson, Johansen)
- Scored first career Stanley Cup Playoff goal on Apr. 16 at Pittsburgh
- Matched his career high with two three-game goal streaks (Jan. 11-17 and Apr. 6-9)
- Registered 100th career NHL point (goal) on Jan. 17 vs. Washington
- Recorded career-best five-game point streak from Jan. 10-18 (4-2-6)
- Skated in 200th career NHL game on Nov. 14 at Boston
- Skated in 100th game as a Blue Jacket on Oct. 10 at Buffalo
- Games lost to injury: 0... Multi-point (goal) games: 5 (1)... Most Points: 2 (5x) – Apr. 6 vs. NY Islanders, most recent... Most Goals: 2 – Jan. 11 at Winnipeg... Most Assists: 2 (2x) – Dec. 23 at Carolina, most recent... Most PIM: 2 (10x) – Apr. 9 at Dallas, most recent... Most Shots: 6 – Dec. 27 at New Jersey... TOI: 22:50, Apr. 1 vs. Colorado

CAREER HIGHLIGHTS

- Finished tied for second on the Blue Jackets in scoring after matching his career high with 27 points in 2012-13
- Recorded a team-high 13 goals and 27 takeaways in 2012-13
- Registered the first three-point game of his NHL career with 2-1-3 on Apr. 21, 2013 at San Jose
- Scored his first game-winning/overtime goal as a Blue Jacket on Mar. 31, 2013 vs. Anaheim
- Ranked second on the Blue Jackets in face-off percentage (51.9) and was fifth in power play goals (4), shooting percentage (9.6) and ice time among forwards in 2011-12
- Made his Blue Jackets debut on Nov. 10, 2011 vs. Chicago and scored a goal (Corey Crawford)
- Named Penguins Rookie of the Year and ranked second on the club in game-winning goals (3) in 2010-11
- Spent most of the 2009-10 season with Wilkes-Barre/Scranton (AHL)
- Played his first full professional season in 2007-08, splitting time between Wilkes-Barre and Wheeling (ECHL)
- Made his professional debut at the end of the 2006-07 season with Wilkes-Barre on Mar. 21, 2007

AMATEUR CAREER

- Spent one season (2006-07) at Western Michigan (CCHA) and was named CCHA Rookie of the Year
- Led the nation in shorthanded goals (5), while ranking seventh in the CCHA in points and third on the club in goals in 2006-07

PERSONAL

- Began playing hockey at the age of four and idolized Saku Koivu growing up
- Favorite NHL player to watch is teammate Sergei Bobrovsky
- Scoring his first NHL goal is his most memorable hockey moment
- Favorite sports team is the Toronto Blue Jays
- Going inside a shark cage is on his bucket list

CAREER TRANSACTIONS

- Signed two-year contract extension with Columbus on Apr. 2, 2013
- Acquired from Pittsburgh in exchange for a fourth round pick (Matia Marcantuoni) in the 2012 Draft on Nov. 8, 2011
- Signed to two-year extension by Pittsburgh on Jan. 18, 2011
- Signed as a free agent by Pittsburgh on Mar. 22, 2007

SINGLE SEASON HIGHS

GP:	82, 2013-14
G:	14, 2010-11
A:	22, 2013-14
PTS:	34, 2013-14
+/-:	7, 2012-13
PIM:	20, 2013-14
PPG:	5, 2013-14
SHG:	2, 2012-13
GWG:	3, 2010-11
Shots:	128, 2010-11
TOI:	16:30, 2012-13

GAME HIGHS

G:	2 (4x), 1/11/14 at WPG
A:	2 (5x), 12/23/13 at CAR
PTS:	3, 4/21/13 at SJS
PIM:	5, 1/12/11 at MTL
+/-:	3, (2x), 3/1/14 vs FLA
Shots:	7 (2x), 2/26/11 at TOR
TOI:	22:50, 4/1/14 vs COL
Goal Streak:	3 (3x), 4/6-4/9/14
Assist Streak:	4, 2/26-3/5/13
Point Streak:	5, 1/10-1/18/14

NHL FIRSTS

Game:	11/14/09 vs. BOS
Goal:	2/1/10 vs. BUF
Assist:	10/15/10 vs. NYI

CBJ FIRSTS

Game:	11/10/11 vs. CHI
Goal:	11/10/11 vs. CHI
Assist:	12/13/11 vs. VAN

**CAREER RECORD**

YEAR	TEAM	LEAGUE
2006-07	W. Michigan	CCHA
	Wilkes-Barre	AHL
2007-08	Wilkes-Barre	AHL
	Wheeling	ECHL
2008-09	Wilkes-Barre	AHL
2009-10	Pittsburgh	NHL
	Wilkes-Barre	AHL
2010-11	Pittsburgh	NHL
2011-12	Pittsburgh	NHL
	Columbus	NHL
2012-13	Columbus	NHL
2013-14	Columbus	NHL

CBJ Totals**NHL Totals****AHL Totals****ECHL Totals****NCAA Totals****REGULAR SEASON**

GP	TOI	G	A	PTS	+/-	PIM
37	n/a	24	22	46	n/a	14
3	n/a	0	0	0	-1	0
52	n/a	6	12	18	-2	28
6	n/a	1	2	3	0	4
73	n/a	24	37	61	12	6
10	9:37	1	0	1	-2	2
63	n/a	21	34	55	21	21
64	14:15	14	13	27	4	13
11	12:50	0	1	1	-6	2
51	16:15	11	13	24	-3	6
46	16:30	13	14	27	7	10
82	14:41	12	22	34	1	20
179	15:36	36	49	85	5	36
264	14:56	51	63	114	1	53
191	...	51	83	134	30	55
6	...	1	2	3	0	4
37	...	24	22	46	...	14

PLAYOFFS

GP	G	A	PTS	PIM
...
2	0	0	0	2
13	0	3	3	0
...
12	2	8	10	4
4	0	1	1	0
4	0	3	3	0
7	0	1	1	0
...
...
...
6	1	1	2	0
6	1	1	2	0
17	1	3	4	0
31	2	14	16	6
...
...



CURTIS MCELHINNEY

KUHR-tihs MAK-ihl-ehn-ee

30

POSITION

GOALTENDER

CATCHES

LEFT

HEIGHT

6-3

WEIGHT

206

DOB

05/23/83

BIRTHPLACE

LONDON, ONTARIO

VS. THE NHL

TEAM	GP	SV%	W-L-T-OTL	GA	SO	GAA
ANA	2	.863	0-2-0-0	7	0	3.56
ARI	2	.952	1-0-0-0	2	1	1.46
BOS	2	.908	0-2-0-0	6	0	3.05
BUF	3	.884	0-2-0-0	8	0	3.60
CGY	1	.840	1-0-0-0	4	0	3.72
CAR	4	.859	1-2-0-1	12	0	3.62
CHI	4	.900	0-0-0-0	3	0	2.33
COL	4	.888	2-2-0-0	13	1	3.26
CBJ	5	.882	1-2-0-0	13	0	3.16
DAL	3	.930	2-1-0-0	7	0	2.32
DET	4	.902	1-2-0-1	12	0	3.62
EDM	7	.920	4-0-0-0	12	0	2.39
FLA	0	.000	0-0-0-0	0	0	0.00
LAK	5	.920	1-1-0-1	8	0	2.16
MIN	5	.913	2-1-0-1	9	1	2.22
MTL	1	.950	0-0-0-1	2	0	1.85
NSH	1	1.00	0-0-0-0	0	0	0.00
NJD	4	.932	3-0-0-0	6	0	1.79
NYI	3	.925	2-1-0-0	4	1	2.11
NYR	1	.938	1-0-0-0	1	0	3.00
OTT	2	.882	0-2-0-0	6	0	3.07
PHI	3	.915	2-1-0-0	10	0	3.36
PIT	5	.908	0-4-0-0	12	0	2.68
SJS	5	.879	0-2-0-0	12	0	3.79
STL	6	.861	0-5-0-0	23	0	4.89
TBL	6	.917	2-3-0-0	12	0	2.62
TOR	1	.857	0-1-0-0	1	0	3.74
VAN	6	.925	2-0-0-1	12	0	2.48
WSH	1	.774	0-1-0-0	7	0	7.12
WPG	1	.903	1-0-0-0	3	0	3.00
TOT	97	.902	29-37-0-5	227	4	2.97

2013-14 SEASON

- Set NHL career high in wins (10), appearances (28), minutes (1,423) and saves (639) and matched career high in shutouts (2)
- Recorded fourth career NHL shutout on Jan. 2 at Phoenix (34 saves, 2-0 win)
- Won his Blue Jackets debut on Oct. 20 vs Vancouver, making 37 saves in a 3-1 home victory (Named First Star)

CAREER HIGHLIGHTS

- Named a Second Team AHL All-Star after leading Springfield to a division title in 2012-13
- Set record for highest save percentage in one season by a Falcons goaltender with a mark of .923 in 2012-13
- Set Springfield record for most shutouts in a season with nine in 2012-13
- Recipient of Springfield's Ross Lowe Memorial Award as the team's Most Valuable Player in 2012-13
- Represented Falcons at the 2013 AHL All-Star Classic
- Named CCM/AHL Goaltender of the Month for October 2012 after recording five wins and two shutouts, while ranking fourth in the league with a .949 SV% and fifth with a 1.51 GAA
- Won his only NHL start of 2011-12, stopping 28-of-30 shots for the Coyotes on Dec. 31, 2011 at Minnesota
- Recorded the first shutout of his NHL career with 27 saves for Anaheim on Nov. 10, 2010 vs. NY Islanders
- Notched the first win of his NHL career with 35 saves (26 shots) for Calgary on Apr. 11, 2009 vs. Edmonton
- Made his NHL debut Oct. 22, 2007 vs. San Jose and made his first NHL start on Nov. 25, 2007 at St. Louis
- Was named to the AHL Canadian All-Star team and named AHL Goaltender of the Month for April in 2006-07

AMATEUR CAREER

- Spent four seasons (2001-05) at Colorado (WCHA)
- Named to the 2003 NCAA Second All-American team and 2005 NCAA First All-American team
- Earned 2003 and 2005 WCHA First All-Star team honors
- Led Colorado to the 2005 Frozen Four
- Is the Tigers career leader in goals-against average (2.32) and shutouts (9 - tied)

PERSONAL

- Idolized Curtis Joseph growing up
- His most memorable moment in hockey was playing in the 2005 Frozen Four
- The Denver Broncos are his favorite sports team
- Enjoys fly fishing in his free time

CAREER TRANSACTIONS

- Signed a one-year contract with Columbus on June 23, 2014
- Signed a one-year contract with Columbus on May 24, 2013
- Signed a one-year, two-way (NHL-AHL) contract with Columbus on July 1, 2012
- Acquired by Columbus with a second round pick (later traded to Philadelphia) in the 2012 Draft and a fifth round pick in the 2013 Draft from Phoenix in exchange for Antoine Vermette on Feb. 22, 2012
- Signed as a free agent by Phoenix on July 4, 2011
- Claimed on waivers by Ottawa from Tampa Bay on Feb. 28, 2011
- Acquired by Tampa Bay from Anaheim in exchange for Dan Ellis on Feb. 24, 2011
- Acquired by Anaheim from Calgary in exchange for Vesa Toskala on Mar. 3, 2010
- Calgary's ninth pick, 176th overall, in the 2002 Draft

SINGLE SEASON HIGHS

GP: 28, 2013-14
 W: 10, 2013-14
 MIN: 1,423, 2013-14
 GAA: 1.67, 2011-12
 SV%: .944, 2011-12
 SO: 2 (2x), 2013-14

GAME HIGHS

Saves: 42, 4/9/10 at STL
 Shots: 48, 4/9/10 at STL

NHL FIRSTS

Game: 10/22/07 vs. SJS
 Win: 4/11/09 vs. EDM
 Shutout: 11/10/10 vs. NYI

CBJ FIRSTS

Game: 10/20/13 vs. VAN
 Win: 10/20/13 vs. VAN
 Shutout: 12/6/13 vs. MIN



YEAR	TEAM
------	------

CBJ Totals
NHL Totals
AHL Totals
NCAA Totals

GP W-L-OT MIN GA

W-L MIN GA



RYAN MURRAY

RYE-unn MURR-ee

27

POSITION

DEFENSE

SHOOTS

LEFT

HEIGHT

6-0

WEIGHT

200

DOB

09/27/93

BIRTHPLACE

WHITE CITY, SASKATCHEWAN

VS. THE NHL

TEAM	GP	G	A	PTS	PIM
ANA	2	0	0	0	0
ARI	2	0	1	1	2
BOS	3	0	0	0	0
BUF	3	0	2	2	0
CGY	2	0	0	0	0
CAR	3	0	1	1	0
CHI	1	0	0	0	0
COL	1	0	0	0	0
CBJ	0	0	0	0	0
DAL	1	0	0	0	0
DET	1	0	0	0	0
EDM	2	0	0	0	0
FLA	2	0	1	1	0
LAK	2	0	1	1	0
MIN	1	0	0	0	0
MTL	2	0	0	0	2
NSH	1	0	0	0	0
NJD	4	0	1	1	0
NYI	3	1	0	1	0
NYR	3	1	0	1	0
OTT	3	0	1	1	0
PHI	3	0	3	3	0
PIT	4	0	0	0	0
SJS	1	0	0	0	0
STL	2	0	1	1	0
TBL	3	0	1	1	0
TOR	3	2	1	3	0
VAN	2	0	0	0	2
WSH	4	0	2	2	4
WPG	2	0	1	1	0
TOTALS:	66	4	17	21	10

2013-14 SEASON

- Finished second on Columbus in blocked shots (97) and fourth in TOI/game (19:52) in rookie pro/NHL season
- Among first-year blueliners, finished fourth in TOI/game, eighth in blocked shots, third in PPG (3, Tied), fifth in PPP (7, Tied) and 10th in points (21, Tied)
- Led all first-year NHL defensemen in scoring during month of January (0-10-10, 14 GP)
- Scored first career NHL goal on Oct. 25 vs. Toronto (Bernier)
- Recorded first career NHL point/assist and recorded a +3 rating on Oct. 10 at Buffalo
- Made NHL debut on Oct. 4 vs. Calgary, recording one shot on goal and 14:19 TOI
- Games lost to injury: 15... Multi-point (goal) games: 1 (0)... Most Points: 2 – Nov. 25 at Toronto... Most Goals: 1 (4x) – Apr. 6 vs. NY Islanders, most recent... Most Assists: 1 (17x) – Mar. 1 vs. Florida, most recent... Most PIM: 2 (5x) – Jan. 17 vs. Washington, most recent... Most Shots: 5 – Jan. 6 at NY Rangers... TOI: 24:40 – Dec. 29 vs. Pittsburgh

CAREER HIGHLIGHTS

- Skated in 191 career WHL games with Everett Silvertips, recording 22-99-121 and a +51 rating from 2009-12
- Appeared in 23 games with the Silvertips in 2012-13 prior to suffering a season-ending shoulder injury on Nov. 16, 2012 at Victoria
- Led all Everett defensemen in goals (9), assists (22) and points (31) while serving as the team's captain in 2011-12
- Set WHL career highs in games (70), assists (40) and points (46, 17th among league D) in 2010-11
- Named Everett's Rookie of the Year in 2009-10

INTERNATIONAL CAREER

- Tallied 0-3-3 and was +6 in six games at 2012 IIHF World Junior Championships, helping Canada win bronze
- Competed at the 2012 IIHF World Championships, becoming the second-youngest player to ever represent Canada at the tournament
- Named captain of Team Canada at the 2011 IIHF World Under-18 Junior Championships, where in seven games he ranked second on the team in points (10) and was selected First Team All-Star
- Had two assists in five games for Team Canada at 2010 Ivan Hlinka Memorial Tournament

PERSONAL

- Favorite player growing up was Scott Niedermayer and began playing hockey at the age of two
- Favorite athlete is Peyton Manning
- Started playing the guitar and enjoys playing it on his free time
- Going skydiving, meeting Neil Young and writing a hit song are on his bucket list

CAREER TRANSACTIONS

- Signed a three-year entry level contract on July 24, 2012 that runs through the 2014-15 season
- Columbus' first pick, second overall, in the 2012 Draft

SINGLE SEASON HIGHS

GP: 66, 2013-14
 G: 4, 2013-14
 A: 17, 2013-14
 PTS: 21, 2013-14
 +/-: 4, 2013-14
 PIM: 10, 2013-14
 PPG: 3, 2013-14
 SHG: 0
 GWG: 0
 Shots: 62, 2013-14
 TOI: 19:52

GAME HIGHS

G: 1 (4x), 4/6/14 vs. NYI
 A: 1 (17x), 3/1/14 vs. FLA
 PTS: 2, 11/25/13 at TOR
 PIM: 2 (5x), 1/17/14 vs. WSH
 +/-: 3 (3x), 12/6/13 vs. MIN
 Shots: 5, 1/6/14 at NYR
 TOI: 24:40, 12/29/13 vs. PIT
 Goal Streak: 1 (4x), 4/6/14 vs. NYI
 Assist Streak: 4, 1/10-1/17/14
 Point Streak: 4, 1/10-1/17/14

CBJ/NHL FIRSTS

Game: 10/4/13 vs. CGY
 Goal: 10/25/13 vs. TOR
 Assist: 10/10/13 at BUF

**CAREER RECORD**

YEAR	TEAM	LEAGUE
2008-09	Everett	WHL
2009-10	Everett	WHL
2010-11	Everett	WHL
2011-12	Everett	WHL
2012-13	Everett	WHL
2013-14	Columbus	NHL
NHL/CBJ Totals		
WHL Totals		

REGULAR SEASON

GP	TOI	G	A	PTS	+/-	PIM
...
52	n/a	5	22	27	33	31
70	n/a	6	40	46	18	45
46	n/a	9	22	31	0	31
23	n/a	2	15	17	0	14
66	19:52	4	17	21	4	10
66	19:52	4	17	21	4	10
191	...	22	99	121	51	121

PLAYOFFS

GP	G	A	PTS	PIM
5	0	1	1	2
7	2	5	7	2
4	1	2	3	4
4	3	2	5	0
...
5	0	1	1	0
5	0	1	1	0
20	6	10	16	8



DALTON PROUT

DAHL-tuhn PROWT

47

2013-14 SEASON

- Finished seventh on Columbus in blocked shots (65) and third (Tied) in fighting majors with five
- Dished out season-high six hits on Mar. 19 vs Nashville and Apr. 4 vs. Chicago
- Registered career-best three-game point streak (1-2-3) from Mar. 3-6
- Games lost to injury: 13... Multi-point (goal) games: 0 (0)... Most Points: 1 (6x) – Mar. 15 at Minnesota, most recent... Most Goals: 1 (2x) – Mar. 15 at Minnesota, most recent ... Most Assists: 1 (4x) – Mar. 6 at Chicago, most recent ... Most PIM: 5 (5x) – Dec. 14 vs. St. Louis, most recent... Most Shots: 4 (3x) – Mar. 21 vs. NY Rangers, most recent... TOI: 25:04 – Mar. 15 at Minnesota

CAREER HIGHLIGHTS

- Led Columbus in plus/minus rating (+15) and ranked second among rookie NHL defensemen in the category in 2012-13
- Scored first career NHL goal on Apr. 18, 2013 at Los Angeles (Quick)
- Tied Columbus team record by recording a +4 rating on Mar. 29, 2013 at Calgary (first Blue Jackets rookie to reach the mark)
- Played his first professional season in 2011-12 and made his NHL debut on Mar. 30, 2012 vs. Florida
- Made his professional debut on Oct. 7, 2011 at Manchester and notched his first professional point with a goal on Oct. 16, 2011 vs. Manchester

AMATEUR CAREER

- Played five seasons (2006-11) in the OHL with Sarnia, Barrie and Saginaw
- Set career highs in goals (9), assists (22) and points (31) in 2010-11
- Ranked second (tied) among Barrie defensemen in goals (7) and was third overall in penalty minutes (121) in 2009-10
- Helped the Colts reach the J. Ross Robertson Cup Finals in 2010

PERSONAL

- Is the first native of Kingsville, Ontario to play in the National Hockey League
- Joe Sakic was his hockey idol growing up
- The Chicago Cubs are his favorite sports team
- Most memorable hockey moment was playing in the 2014 Stanley Cup Playoffs against Pittsburgh

CAREER TRANSACTIONS

- Signed two-year extension with Columbus on June 28, 2014
- Signed to a three-year, entry level contract with the Blue Jackets on July 1, 2011
- Columbus' seventh pick, 154th overall, in the 2010 Draft

POSITION

DEFENSE

SHOOTS

RIGHT

HEIGHT

6-3

WEIGHT

229

DOB

05/13/90

BIRTHPLACE

KINGSVILLE, ONTARIO

VS. THE NHL

TEAM	GP	G	A	PTS	PIM
ANA	3	0	2	2	0
ARI	3	0	0	0	0
BOS	2	0	0	0	5
BUF	2	0	0	0	7
CGY	3	0	0	0	5
CAR	2	0	0	0	2
CHI	4	0	1	1	0
COL	4	0	0	0	5
CBJ	0	0	0	0	0
DAL	2	0	2	2	5
DET	4	0	0	0	0
EDM	3	0	1	1	2
FLA	3	0	0	0	0
LAK	1	1	0	1	2
MIN	4	1	1	2	2
MTL	1	0	0	0	0
NSH	6	0	2	2	0
NJD	3	0	0	0	0
NYI	5	0	0	0	0
NYR	2	0	0	0	4
OTT	1	0	0	0	5
PHI	1	0	0	0	0
PIT	4	0	0	0	0
SJS	3	0	0	0	0
STL	4	0	0	0	7
TBL	1	0	0	0	0
TOR	3	1	0	1	7
VAN	4	0	1	1	2
WSH	2	0	0	0	0
WPG	2	0	0	0	2
NHL TOTALS:	82	3	10	13	62

SINGLE SEASON HIGHS

GP:	49, 2013-14
G:	2, 2013-14
A:	6, 2012-13
PTS:	7, 2012-13
+/-:	15, 2012-13
PIM:	37, 2013-14
PPG:	0
SHG:	0
GWG:	0
Shots:	56, 2013-14
TOI:	18:31, 2012-13

GAME HIGHS

G:	1 (3x), 3/15/14 at MIN
A:	1 (10x), 3/6/14 at CHI
PTS:	1 (13x), 3/15/14 at MIN
PIM:	5 (8x), 12/14/13 vs. STL
+/-:	4, 3/29/13 at CGY
Shots:	4 (3x), 3/21/14 vs. NYR
TOI:	25:04, 3/15/14 at MIN
Goal Streak:	1 (3x), 3/15/14 at MIN
Assist Streak:	2 (2x), 3/4-3/6/14
Point Streak:	3, 3/3-3/6/14

NHL/CBJ FIRSTS

Game:	3/30/12 vs. FLA
Goal:	4/18/13 at LAK
Assist:	3/19/13 vs. NSH

**CAREER RECORD**

YEAR	TEAM	LEAGUE
2006-07	Sarnia	OHL
2007-08	Sarnia	OHL
	Barrie	OHL
2008-09	Barrie	OHL
2009-10	Barrie	OHL
2010-11	Barrie	OHL
	Saginaw	OHL
2011-12	Columbus	NHL
	Springfield	AHL
2012-13	Columbus	NHL
	Springfield	AHL
2013-14	Columbus	NHL
	Springfield	AHL

CBJ/NHL Totals**AHL Totals****OHL Totals****REGULAR SEASON**

GP	TOI	G	A	PTS	+/-	PIM
49	n/a	1	2	3	6	36
32	n/a	0	2	2	-4	43
25	n/a	0	3	3	2	39
65	n/a	0	6	6	-11	98
63	n/a	7	14	21	26	121
23	n/a	7	14	21	-8	55
29	n/a	2	8	10	5	44
5	11:47	0	0	0	1	0
62	n/a	4	9	13	-1	54
28	18:31	1	6	7	15	25
40	n/a	1	8	9	4	73
49	17:12	2	4	6	-7	37
15	n/a	0	3	3	-2	11
82	17:19	3	10	13	9	62
117	...	5	20	25	1	138
286	...	17	49	66	16	436

PLAYOFFS

GP	G	A	PTS	PIM
4	0	0	0	0
...
8	0	2	2	16
5	0	1	1	10
17	1	6	7	20
...
12	2	0	2	27
...
...
6	0	1	1	14
2	0	0	0	2
...
2	0	0	0	2
6	0	1	1	14
46	3	9	12	73



DAVID SAVARD

DAY-vid suh-VAHRD

58

POSITION

DEFENSE

SHOOTS

RIGHT

HEIGHT

6-2

WEIGHT

224

DOB

10/22/90

BIRTHPLACE

ST. HYACINTHE, QUEBEC

VS. THE NHL

TEAM	GP	G	A	PTS	PIM
ANA	3	0	1	1	0
ARI	3	0	1	1	0
BOS	2	0	0	0	0
BUF	2	1	1	2	2
CGY	2	0	2	2	0
CAR	5	0	1	1	0
CHI	5	0	1	1	2
COL	4	0	0	0	2
CBJ	0	0	0	0	0
DAL	5	0	3	3	4
DET	6	0	0	0	0
EDM	3	0	0	0	2
FLA	3	1	1	2	0
LAK	6	0	1	1	4
MIN	4	1	1	2	6
MTL	3	0	2	2	0
NSH	4	0	0	0	2
NJD	4	0	0	0	0
NYI	3	0	0	0	2
NYR	5	1	0	1	2
OTT	2	0	0	0	4
PHI	4	1	1	2	2
PIT	4	0	0	0	4
SJS	6	1	1	2	4
STL	4	0	0	0	0
TBL	2	1	0	1	0
TOR	3	0	0	0	0
VAN	3	0	1	1	2
WSH	3	0	0	0	0
WPG	2	0	0	0	0
TOTALS:	105	7	18	25	44

2013-14 SEASON

- Finished fourth on Columbus in blocked shots (81) and second (tied) in goals by a defenseman in first full NHL season
- Recorded only nine giveaways, the second-lowest total among all NHL defensemen with 60+ GP (Stone, PHX - 5)
- Dished out four assists in six playoff games which was 2nd (Tied) on the Jackets and 1st (tied) among CBJ D (Johnson)
- Skated in 100th career NHL game on Apr. 4 vs. Chicago
- Logged career-high 25:28 on Dec. 16 vs. Winnipeg
- Scored the first overtime/game-winning goal of his NHL career on Dec. 12 at NY Rangers
- Games lost to injury: 4... Multi-point (goal) games: 2 (0)... Most Points: 2 (2x) - Mar. 1 vs. Florida, most recent... Most Goals: 1 (5x) - Apr. 11 at Tampa Bay, most recent... Most Assists: 1 (10x) - Apr. 9 at Dallas, most recent... Most PIM: 2 (14x) - Apr. 6 vs. NY Islanders, most recent... Most Shots: 4 (3x) - Mar. 13 vs. San Jose, most recent... TOI: 25:28 - Dec. 16 vs. Winnipeg

CAREER HIGHLIGHTS

- Led all Springfield defensemen in postseason scoring (2-3-5, 8GP) in 2013 Calder Cup Playoffs
- Finished second among Falcons defensemen in regular season scoring (5-26-31) in 2012-13
- Recorded eight-game point streak with the Falcons from Nov. 11-30, 2013 tallying 2-8-10 in that span
- Led the Falcons in plus/minus rating and goals by a defenseman and ranked second among club defensemen in assists and points
- Scored the first goal of his NHL career and added an assist for the first multi-point game of his NHL career on Feb. 7, 2012 vs. Minnesota (Backstrom)
- Made his NHL debut on Oct. 7, 2011 vs. Nashville and tallied the first point of his NHL career with an assist (Vinny Prospal goal) on Oct. 15, 2011 at Dallas
- Played his first professional season with Springfield in 2010-11 and ranked 12th among AHL rookies in points
- Was eighth (tied) among AHL defensemen in goals, while leading Falcons defensemen in goals, assists and points

AMATEUR CAREER

- Played four seasons (2007-10) with Baie-Comeau and Moncton (QMJHL)
- Named the CHL Defenseman of the Year and to the QMJHL First All-Star Team in 2009-10
- Won the QMJHL's Emile-Bouchard Trophy for Best Defenseman and Kevin Lowe Trophy for Best Defensive Defenseman in 2009-10
- Became the first defenseman to lead the QMJHL in assists in 2009-10
- Led league defensemen in assists (64) and points (77) and ranked third (tied) in game-winning goals (4) in 2009-10
- Named TELUS Defensive Player of the Month for December 2009 and January 2010
- Helped Moncton win the QMJHL championship and advance to the Memorial Cup in 2009-10
- Led Moncton in plus/minus rating (+29) and was second among Wildcats defensemen in points (44) in 2008-09
- Won bronze medal at 2007 TELUS Cup with the Séminaire Saint-François Blizzard

PERSONAL

- Nickname is "Savy"
- His favorite TV show is *Sons of Anarchy*
- Patrick Roy was his hockey idol growing up
- The Boston Red Sox are his favorite MLB team

CAREER TRANSACTIONS

- Signed a two-year contract extension with Columbus on July 5, 2014
- Signed a one-year, two-way (NHL/AHL) contract extension with Columbus on July 15, 2013
- Signed a three-year, entry level contract with the Blue Jackets on June 2, 2010
- Columbus' third pick, 94th overall, in the 2009 Draft

SINGLE SEASON HIGHS

GP:	70, 2013-14
G:	5, 2013-14
A:	10, 2013-14
PTS:	15, 2013-14
+/-:	2, 2013-14
PIM:	28, 2013-14
PPG:	1 (2x), 2013-14
SHG:	0
GWG:	1, 2013-14
Shots:	63, 2013-14
TOI:	17:49, 2013-14

GAME HIGHS

G:	1 (7x), 4/11/14 at TBL
A:	1 (18x), 4/9/14 at DAL
PTS:	2 (4x), 3/1/14 vs. FLA
PIM:	2 (22x), 4/6/14 vs. NYI
+/-:	3, 4/8/14 vs. PHX
Shots:	4 (3x), 3/13/14 vs. SJS
TOI:	25:28, 12/16/13 vs. WPG
Goal Streak:	1 (7x), 4/11/14 at TBL
Assist Streak:	3, 1/7-1/13/12
Point Streak:	3, 1/7-1/13/12

CBJ/NHL FIRSTS

Game:	10/7/11 vs. NSH
Goal:	2/7/12 vs. MIN
Assist:	10/15/11 at DAL

**CAREER RECORD**

YEAR	TEAM	LEAGUE
2007-08	Baie-Comeau	QMJHL
	Moncton	QMJHL
2008-09	Moncton	QMJHL
2009-10	Moncton	QMJHL
2010-11	Springfield	AHL
2011-12	Columbus	NHL
	Springfield	AHL
2012-13	Columbus	NHL
	Springfield	AHL
2013-14	Columbus	NHL

CBJ/NHL Totals**AHL Totals****QMJHL Totals****REGULAR SEASON**

GP	TOI	G	A	PTS	+/-	PIM
35	n/a	1	6	7	-2	22
32	n/a	0	5	5	-19	18
68	n/a	9	35	44	29	33
64	n/a	13	64	77	32	36
72	n/a	11	32	43	-6	18
31	16:34	2	8	10	0	16
44	n/a	4	18	22	6	72
4	13:12	0	0	0	-3	0
60	n/a	5	26	31	12	40
70	17:19	5	10	15	2	28
105	17:16	7	18	25	-1	44
176	...	20	76	96	12	130
199	...	23	110	133	40	109

PLAYOFFS

GP	G	A	PTS	PIM
...
...
10	5	5	10	10
21	1	14	15	8
...
...
...
8	2	3	5	8
6	0	4	4	4
6	0	4	4	4
8	2	3	5	8
31	6	19	25	18



COREY TROPP

KOHR-ee TRAHF

26

2013-14 SEASON

- Led Columbus in plus/minus (+11) and finished sixth in fighting majors (3)
- Dished out a career-high nine hits on Mar. 18 vs. Carolina
- Scored first goal as a Blue Jacket on Dec. 23 at Carolina (Peters)
- Registered first career multi-point game (0-2-2) and recorded a career-best +3 rating on Dec. 21 vs. Philadelphia
- Recorded an assist in his Blue Jackets debut on Nov. 29 vs. Edmonton
- Games lost to injury: 15... Multi-point (goal) games: 1 (0)... Most Points: 2 – Dec. 21 vs. Philadelphia ... Most Goals: 1 – Dec. 29 vs. Pittsburgh, most recent... Most Assists: 2 – Dec. 21 vs. Philadelphia... Most PIM: 5 (3x) – Apr. 8 vs. Phoenix, most recent... Most Shots: 3 (3x) – Mar. 18 vs. Carolina, most recent... TOI: 13:39 – Nov. 2 vs. Anaheim

CAREER HIGHLIGHTS

- Missed majority of 2012-13 due to a knee injury
- Split 2011-12 season between Buffalo and Portland (AHL)
- Scored first career NHL goal on Nov. 8, 2011 vs. Winnipeg (Pavelec)
- Made NHL debut on Nov. 4, 2011 vs. Calgary, becoming the seventh player in league history to wear uniform #78
- Scored first career AHL goal on Nov. 3, 2010 at Charlotte (Pogge)
- Made pro/AHL debut on Oct. 9, 2010 at Manchester

AMATEUR CAREER

- Named Michigan State's MVP and captured CCHA Second Team All-Star honors in 2009-10 after leading the Spartans in goals (20) and points (42)
- Won MacInnes Cup as Great Lakes Invitational champions with Michigan State in 2009
- Recorded first career NCAA hat trick on Oct. 16, 2009 at Maine, scoring an ESG, PPG and SHG
- Scored first career NCAA goal on Oct. 26, 2007 vs. Northern Michigan
- Won Clark Cup championship with Sioux Falls in 2006-07, leading the league in playoff scoring with 4-9-13
- Won the Ron Woody Award as USHL All-Star Game MVP in 2007 after scoring two goals for Team West

PERSONAL

- Nickname is "Tropper"
- His favorite TV show is *Homeland*
- Steve Yzerman was his hockey idol growing up
- The Detroit Lions are his favorite NFL team

CAREER TRANSACTIONS

- Signed a two-year contract with Columbus on July 7, 2014
- Claimed off of waivers from Buffalo on Nov. 28, 2013
- Signed a one-year contract with Buffalo on Aug. 6, 2013
- Signed a three-year, entry-level contract with the Sabres on July 6, 2010
- Buffalo's third selection, 89th overall, at the 2007 Draft

POSITION

RIGHT WING

SHOOTS

RIGHT

HEIGHT

6-0

WEIGHT

195

DOB

07/25/89

BIRTHPLACE

GROSSE POINTE, MICHIGAN

VS. THE NHL

TEAM	GP	G	A	PTS	PIM
ANA	4	0	1	1	5
ARI	3	0	0	0	7
BOS	4	0	0	0	8
BUF	2	0	1	1	0
CGY	1	0	0	0	0
CAR	7	1	1	2	4
CHI	0	0	0	0	0
COL	3	0	0	0	0
CBJ	1	0	0	0	0
DAL	1	0	0	0	0
DET	2	0	0	0	2
EDM	1	0	1	1	0
FLA	4	0	1	1	0
LAK	4	0	0	0	0
MIN	3	0	1	1	0
MTL	3	0	1	1	0
NSH	2	0	1	1	5
NJD	3	0	0	0	0
NYI	0	0	0	0	0
NYR	5	0	0	0	4
OTT	3	0	1	1	0
PHI	5	0	3	3	5
PIT	3	1	0	1	7
SJS	4	0	0	0	0
STL	3	0	0	0	2
TBL	4	1	0	1	4
TOR	4	0	0	0	0
VAN	1	0	1	1	0
WSH	4	0	1	1	4
WPG	3	2	0	2	0
TOTALS:	87	5	14	19	57

SINGLE SEASON HIGHS

GP: 53, 2013-14
 G: 3, 2011-12
 A: 9, 2013-14
 PTS: 11, 2013-14
 +/-: 3, 2013-14
 PIM: 37, 2013-14
 PPG: 0
 SHG: 0
 GWG: 1, 2011-12
 Shots: 35, 2013-14
 TOI: 10:05, 2011-12

GAME HIGHS

G: 1 (5x), 12/29/13 vs. PIT
 A: 2, 12/21/13 vs. PHI
 PTS: 2, 12/21/13 vs. PHI
 PIM: 5 (5x), 4/8/14 vs. PHX
 +/-: 3 (2x), 12/29/13 vs. PIT
 Shots: 4, 3/19/12 at TBL
 TOI: 16:04, 3/23/12 at NYR
 Goal Streak: 1 (5x), 12/29/13 vs. PIT
 Assist Streak: 3, 1/23-1/27/14
 Point Streak: 3, 1/23-1/27/14

CBJ FIRSTS

Game: 11/29/13 vs. EDM
 Goal: 12/23/13 at CAR
 Assist: 11/29/13 vs. EDM

NHL FIRSTS

Game: 11/4/11 vs. CGY
 Goal: 11/8/11 vs. WPG
 Assist: 11/11/11 vs. OTT

**CAREER RECORD**

YEAR	TEAM	LEAGUE
2005-06	Sioux Falls	USHL
2006-07	Sioux Falls	USHL
2007-08	Michigan State	CCHA
2008-09	Michigan State	CCHA
2009-10	Michigan State	CCHA
2010-11	Portland	AHL
2011-12	Buffalo	NHL
	Rochester	AHL
2012-13	Rochester	AHL
2013-14	Buffalo	NHL
	Columbus	NHL

CBJ Totals**NHL Totals****AHL Totals****NCAA Totals****USHL Totals****REGULAR SEASON**

GP	TOI	G	A	PTS	+/-	PIM
46	n/a	7	8	15	7	21
54	n/a	26	36	62	-3	76
42	n/a	6	11	17	-1	16
21	n/a	3	8	11	-10	45
37	n/a	20	22	42	2	50
76	n/a	10	30	40	-5	113
34	10:05	3	5	8	0	20
27	n/a	9	13	22	1	46
6	n/a	2	2	4	-1	7
9	10:29	0	1	1	-8	0
44	8:37	2	8	10	11	37
44	8:37	2	8	10	11	37
87	9:23	5	14	19	3	57
109	...	21	45	66	-5	166
100	...	29	41	70	-9	111
100	...	33	44	77	5	97

PLAYOFFS

GP	G	A	PTS	PIM
14	2	3	5	8
8	4	9	13	0
...
...
...
12	2	5	7	12
--	--	--	--	--
3	0	0	0	8
...
...
15	2	5	7	20
...
22	6	12	18	8



FEDOR TYUTIN

FEH-durhr TOOT-ihn

51

POSITION

DEFENSE

SHOOTS

LEFT

HEIGHT

6-2

WEIGHT

218

DOB

07/19/83

BIRTHPLACE

IZHEVSK, RUSSIA

VS. THE NHL

TEAM	GP	G	A	PTS	PIM
ANA	23	5	10	15	23
ARI	22	1	8	9	16
BOS	18	0	2	2	8
BUF	18	3	4	7	8
CGY	21	0	3	3	10
CAR	18	0	5	5	10
CHI	30	2	6	8	22
COL	22	1	7	8	16
CBJ	2	0	0	0	0
DAL	21	4	8	12	22
DET	31	2	10	12	16
EDM	21	1	9	10	4
FLA	19	3	2	5	14
LAK	22	1	4	5	12
MIN	23	2	2	4	14
MTL	19	0	7	7	12
NSH	34	1	12	13	14
NJD	34	0	4	4	22
NYI	29	3	10	13	14
NYR	8	1	2	3	8
OTT	19	2	7	9	10
PHI	33	1	10	11	25
PIT	36	2	10	12	16
SJS	22	0	11	11	17
STL	26	8	7	15	37
TBL	21	2	3	5	10
TOR	17	1	4	5	12
VAN	22	0	5	5	16
WSH	24	3	5	8	20
WPG	20	1	6	7	14
TOTALS:	675	50	183	233	442

2013-14 SEASON

- Scored first career Stanley Cup Playoff goal on Apr. 28 vs. Pittsburgh
- Skated in his 400th game as a Blue Jacket on Jan. 21 vs. Los Angeles
- Surpassed Slava Festisov for ninth place on NHL's all-time scoring list among Russian-born defensemen on Jan. 30 vs. Washington
- Scored 50th career NHL goal on Dec. 16 vs. Winnipeg
- Games lost to injury: 13... Multi-point (goal) games: 4 (0)... Most Points: 2 (4x) – Jan. 30 vs. Washington, most recent... Most Goals: 1 (4x) – Dec. 16 vs. Winnipeg, most recent... Most Assists: 2 (3x) – Jan. 30 vs. Washington, most recent... Most PIM: 4 (2) – Mar. 23 at NY Islanders, most recent... Most Shots: 6 (2x) – Apr. 12 at Florida... TOI: 26:54 – Jan. 28 vs. Ottawa

CAREER HIGHLIGHTS

- Franchise leader among defensemen in points and assists, while ranking second to Rostislav Klesla in goals and games with 35-132-167 in 425 games
- Led Blue Jackets in scoring through first third of the season (1-9-10, 16 GP) and finished first among club defensemen in assists (18, first-T on the club) and points (22) in 2012-13
- Scored a goal in his 600th career NHL game on Apr. 13, 2013 at Minnesota
- Became highest-scoring defenseman in franchise history by tallying his 134th point (goal) as a Blue Jacket on Mar. 19, 2013 vs. Nashville (also the 200th point of his NHL career)
- Ranked second on Columbus in time on ice, third in penalty minutes and third (tied) among club defensemen in assists in 2011-12
- Played the 500th game of his NHL career on Oct. 22, 2011 at Ottawa
- Led all Columbus defensemen in goals, assists and points and was tops overall in time on ice average in 2010-11
- Finished the season with 7-16-23 his final 55 games after opening the season with 0-4-4 the first 25 in 2010-11
- Led the club in time on ice and ranked second in blocked shots, while ranking second among club defensemen in goals, assists and points in 2009-10
- Registered the 100th assist of his NHL career on Mar. 11, 2010 vs. Atlanta
- Played the 400th game of his NHL career on Mar. 15, 2010 vs. Edmonton
- Tallied 1-1-2, including the game-winning goal, and was +4 to tie the club record for plus/minus rating on Oct. 24, 2009 vs. Anaheim
- Led the club in ice time, as well as club defensemen in goals, assists and points and was one of three players to play in all 82 games (Jan Hejda, R.J. Umberger) in 2008-09
- Registered the 100th point of his NHL career with a goal on Mar. 29, 2009 vs. St. Louis
- Tied the franchise record for plus/minus rating (+4) on Mar. 7, 2009 at Detroit
- Played the 300th game of his NHL career on Jan. 31, 2009 vs. Dallas
- Led the Rangers and ranked 11th in the NHL in hits (218) in 2007-08
- Tied a career-high with seven shots on goal and played the 200th game of his NHL career on Dec. 16, 2007 vs. Phoenix
- Ranked 10th among NHL rookie defensemen in points in 2005-06
- Played the 100th game of his NHL career and had an assist on Apr. 13, 2005 at Pittsburgh

AMATEUR CAREER

- Played one season (2001-02) with Guelph (OHL)
- Was second among Storm defensemen in goals, assists and points in 2001-02
- Ranked third among OHL defensemen, was sixth among OHL rookies in points and was named OHL Rookie of the Month for November 2001

INTERNATIONAL CAREER

- Represented Russia at the 2014 Olympic Games in Sochi, Russia, the 2010 Olympic Games in Vancouver, British Columbia and the 2006 Olympic Games in Turin, Italy, as well as the 2008 World Championships (gold medal), 2003 World Junior Championships (gold medal), 2002 World Junior Championships (gold medal) and 2001 World Under-18 Championships

SINGLE SEASON HIGHS

GP:	82 (2x), 2008-09
G:	9, 2008-09
A:	26, 2009-10
PTS:	34, 2008-09
+/-:	9, 2012-13
PIM:	81, 2008-09
PPG:	5, 2008-09
SHG:	1 (3x), 2008-09
GWG:	2 (2x), 2009-10
Shots:	167, 2008-09
TOI:	24:08, 2011-12

GAME HIGHS

G:	2, 11/28/08 at DET
A:	3 (2x), 12/18/11 at STL
PTS:	3 (3x), 12/18/11 at STL
PIM:	17, 1/3/09 at STL
+/-:	4 (2x), 10/24/09 at ANA
Shots:	8, 10/17/05 vs. FLA
TOI:	31:27, 1/18/11 at TBL
Goal Streak:	3, 1/31-2/6/09
Assist Streak:	3 (7x), 12/17-12/22/11
Point Streak:	5, 4/13-4/21/13

NHL FIRSTS

Game:	2/14/04 at PHI
Goal:	3/13/04 at FLA
Assist:	2/16/04 vs. OTT

CBJ FIRSTS

Game:	10/10/08 at DAL
Goal:	11/1/08 vs. CHI
Assist:	10/14/08 at SJS

PERSONAL

- Nickname is "Toots"
- Began playing hockey at the age of seven and idolized Slava Fetisov growing up
- His parents have had the greatest influence on his hockey career
- Winning gold at the 2008 World Championships is his most memorable hockey moment
- Tiesto is his favorite musical artist
- The Pittsburgh Steelers are his favorite sports team

CAREER TRANSACTIONS

- Signed a six-year contract extension with the Blue Jackets on Aug. 31, 2011
- Acquired by Columbus with Christian Backman from NY Rangers in exchange for Nikolai Zherdev and Dan Fritsche July 2, 2008
- Signed a four-year contract extension with the Rangers on Feb. 17, 2008
- Signed a two-year contract extension with the Rangers on Aug. 2, 2006
- NY Rangers' second pick, 40th overall, in the 2001 Draft



CAREER RECORD

YEAR	TEAM	LEAGUE	GP	TOI	G	A	PTS	+/-	PIM	GP	G	A	PTS	PIM
2000-01	St. Petersburg	Russia	34	n/a	2	4	6	n/a	20
2001-02	Guelph	OHL	53	n/a	19	40	59	17	54	9	2	8	10	8
2002-03	St. Petersburg	Russia	10	n/a	1	1	2	2	16
	Ak Bars Kazan	Russia	10	n/a	0	0	0	2	8	5	0	0	0	4
2003-04	NY Rangers	NHL	25	20:08	2	5	7	-4	14
	Hartford	AHL	43	n/a	5	9	14	7	50	16	0	5	5	18
2004-05	Hartford	AHL	13	n/a	2	1	3	0	10
	St. Petersburg	Russia	35	n/a	5	3	8	-3	24
2005-06	NY Rangers	NHL	77	20:33	6	19	25	1	58	4	0	1	1	0
	Russia	Olympics	8	n/a	0	1	1	n/a	4
2006-07	NY Rangers	NHL	66	20:01	2	12	14	-8	44	10	0	5	5	8
2007-08	NY Rangers	NHL	82	20:26	5	15	20	5	43	10	0	3	3	4
2008-09	Columbus	NHL	82	23:30	9	25	34	1	81	4	0	0	0	0
2009-10	Columbus	NHL	80	23:31	6	26	32	-7	49
	Russia	Olympics	4	14:36	0	2	2	1	2
2010-11	Columbus	NHL	80	22:41	7	20	27	-12	32
2011-12	Columbus	NHL	66	24:08	5	21	26	-21	49
2012-13	Moscow Oblast	KHL	17	n/a	1	2	3	-5	8
	Columbus	NHL	48	24:05	4	18	22	9	28
2013-14	Columbus	NHL	69	21:24	4	22	26	6	44	4	1	1	2	4
CBJ Totals			425	23:10	35	132	167	-24	283	8	1	1	2	4
NHL Totals			675	22:07	50	183	233	-30	442	32	1	10	11	16
AHL Totals			56	...	7	10	17	7	60	16	0	5	5	18
Russia/KHL Totals			106	...	9	10	19	...	76	5	0	0	0	4
OHL Totals			53	...	19	40	59	17	54	9	2	8	10	8



JAMES WISNIEWSKI

JAYMZ wihz-N00-skee

21

POSITION

DEFENSE

SHOOTS

RIGHT

HEIGHT

5-11

WEIGHT

207

DOB

02/21/84

BIRTHPLACE

CANTON, MICHIGAN

VS. THE NHL

TEAM	GP	G	A	PTS	PIM
ANA	17	0	8	8	33
ARI	24	1	9	10	25
BOS	14	2	11	13	4
BUF	12	1	7	8	4
CGY	22	1	7	8	4
CAR	9	0	4	4	8
CHI	13	1	4	5	18
COL	21	0	10	10	21
CBJ	18	3	1	4	18
DAL	21	4	11	15	10
DET	28	3	8	11	40
EDM	22	0	11	11	18
FLA	11	2	10	12	6
LAK	19	0	8	8	16
MIN	23	2	8	10	18
MTL	8	2	4	6	2
NSH	32	4	8	12	25
NJD	8	1	4	5	10
NYI	6	2	4	6	2
NYR	12	2	9	11	2
OTT	9	1	6	7	17
PHI	10	1	5	6	9
PIT	11	0	3	3	18
SJS	24	4	4	8	21
STL	29	3	9	12	17
TBL	13	1	3	4	6
TOR	11	1	4	5	14
VAN	17	1	7	8	17
WSH	9	1	3	4	6
WPG	9	1	5	6	6
TOTALS:	482	45	195	240	415

2013-14 SEASON

- Set Blue Jackets record for most assists (44) and points (51) by a defenseman, matching his career high for points (2010-11)
- Finished eighth (tied) among all NHL defensemen in points, fourth in assists and third in power play points (28 – also a CBJ record for a defenseman)
- Led the Jackets in assists and power play points; finished second on the team in TOI/game (22:37)
- Recorded 200th career NHL point (assist) on Nov. 7 vs. NY Rangers
- Games lost to injury: 7... Multi-point (goal) games: 9 (0)... Most Points: 3 (2x) – Mar. 25 vs. Detroit, most recent ... Most Goals: 1 (7x) – Apr. 3 at Philadelphia, most recent... Most Assists: 3 – Mar. 25 vs. Detroit ... Most PIM: 17 – Nov. 17 at Ottawa... Most Shots: 7 – Oct. 19 at Washington... TOI: 27:54 – Jan. 6 at NY Rangers

CAREER HIGHLIGHTS

- Led all Blue Jackets defensemen in power play goals (4), finishing tied for seventh in the league among blueliners in 2012-13
- Skated in his 400th career NHL game on Apr. 12, 2013 vs. St. Louis
- Led Blue Jackets in ice time, ranked second in overtime goals (1-tied) and fourth in blocked shots (74); was third among club defensemen in goals, assists (tied) and points in 2011-12
- Split the 2010-11 between NY Islanders and Montreal, ranking fifth among NHL defensemen in points and seventh in assists
- Recorded the first multi-goal game of his NHL career, including OT game-winner, on Dec. 31, 2010 at Florida with Montreal
- Opened the season with 2-9-11 during a career-best seven-game point streak Oct. 9-27, 2010 with the NY Islanders
- Played the 200th game of his NHL career with Calgary on Nov. 19, 2009 vs. Tampa Bay
- Ranked second among Anaheim defensemen in points despite missing the first 28 games of the 2008-09 season (knee injury)
- Tallied first career playoff point with an assist (Bobby Ryan goal) in Game 2 of the Western Conf. Quarterfinal on Apr. 19, 2009 at San Jose
- Scored the first career playoff goal in Game 3 of the Western Conf. Quarterfinal on Apr. 21, 2009 vs. San Jose (Jonas Hiller)
- Made his Stanley Cup Playoffs debut in Game 1 of the Western Conf. Quarterfinal on Apr. 16, 2009 vs. San Jose
- Scored the first shorthanded goal of his NHL career on Oct. 6, 2007 vs. Detroit (Dominik Hasek)
- Played the 100th game of his NHL career with Chicago on Dec. 22, 2007 at Ottawa
- Played two seasons (2004-06) with Norfolk (AHL) and led club defensemen in points in 2005-06

AMATEUR CAREER

- Played four seasons (2000-04) with Plymouth (OHL)
- Named to the OHL All-Scholastic Team in 2002-03 and 2003-04 and served as Plymouth's team captain in 2003-04
- Won CHL's Most Outstanding Defenseman Award and named to the CHL First All-Star Team in 2003-04
- Named to the OHL All-Rookie Team and Plymouth's Rookie of the Year in 2000-01

INTERNATIONAL CAREER

- Represented the United States at the 2008 World Championships, 2004 World Junior Championships (gold medal), 2003 World Junior Championships and 2002 World Under-18 Championships (gold medal)

PERSONAL

- Nickname is "Wiz"
- Began playing hockey at the age of five and idolized Chris Chelios growing up
- Favorite movie is *Saving Private Ryan* and favorite TV shows are *Boardwalk Empire*, *Entourage*, *Homeland* and *Shameless*
- Favorite vacation spot is Maui
- Is an avid golfer and playing at all the top 100 golf courses in the world is on his bucket list

SINGLE SEASON HIGHS

GP: 75 (2x), 2013-14
 G: 10, 2010-11
 A: 44, 2013-14
 PTS: 51 (2x), 2013-14
 +/-: 12, 2007-08
 PIM: 103, 2007-08
 PPG: 7, 2010-11
 SHG: 1, 2007-08
 GWG: 2 (2x), 2011-12
 Shots: 166, 2013-14
 TOI: 24:47, 2011-12

GAME HIGHS

G: 2, 12/31/10 at FLA
 A: 3 (4x), 3/25/14 vs. DET
 PTS: 3 (9x), 3/25/14 vs. DET
 PIM: 17, 11/17/13 at OTT
 +/-: 4, 3/23/08 vs. STL
 Shots: 7 (2x), 10/19/13 at WSH
 TOI: 30:30, 1/22/11 vs. ANA
 Goal Streak: 2, 3/18-3/20/11
 Assist Streak: 7, 10/9-10/27/10
 Point Streak: 7, 10/9-10/27/10

NHL FIRSTS

Game: 2/2/06 at STL
 Goal: 3/23/06 at PHX
 Assist: 2/8/06 at SJS

CBJ FIRSTS

Game: 10/25/11 vs. DET
 Goal: 11/19/11 at NSH
 Assist: 10/27/11 at BUF

CAREER TRANSACTIONS

- Signed a six-year contract with Columbus on July 1, 2011
- Rights acquired by Columbus from Montreal in exchange for a fifth round pick (pick traded to Calgary, which selected Ryan Culkin) in the 2012 Draft on June 29, 2011
- Acquired by Montreal from NY Islanders in exchange for a second round pick in the 2011 Draft (Johan Sundstrom) and a conditional fifth round pick in the 2012 Draft on Dec. 28, 2010
- Acquired by NY Islanders from Anaheim in exchange for a third round pick in the 2011 Draft (Joseph Cramarossa) on July 30, 2010
- Acquired by Anaheim with Petri Kontiola from Chicago in exchange for Samuel Pahlsson and Logan Stephenson on Mar. 4, 2009
- Chicago's fifth pick, 156th overall, in the 2002 Draft



CAREER RECORD

YEAR	TEAM	LEAGUE	REGULAR SEASON							PLAYOFFS				
			GP	TOI	G	A	PTS	+/-	PIM	GP	G	A	PTS	PIM
2000-01	Plymouth	OHL	53	n/a	6	23	29	20	72	19	3	10	13	34
2001-02	Plymouth	OHL	62	n/a	11	25	36	39	100	6	1	2	3	6
2002-03	Plymouth	OHL	52	n/a	18	34	52	35	60	18	2	10	12	14
2003-04	Plymouth	OHL	50	n/a	17	53	70	31	63	9	3	7	10	8
2004-05	Norfolk	AHL	66	n/a	7	18	25	4	110	5	1	3	4	2
2005-06	Chicago	NHL	19	15:52	2	5	7	0	36
	Norfolk	AHL	61	n/a	7	28	35	4	67	4	1	2	3	6
2006-07	Chicago	NHL	50	18:59	2	8	10	3	39
	Norfolk	AHL	10	n/a	0	6	6	5	8
2007-08	Chicago	NHL	68	17:00	7	19	26	12	103
2008-09	Chicago	NHL	31	19:15	2	11	13	6	14
	Rockford	AHL	2	n/a	3	1	4	5	0
	Anaheim	NHL	17	20:57	1	10	11	3	16	12	1	2	3	10
2009-10	Anaheim	NHL	69	24:20	3	27	30	-5	56
2010-11	NY Islanders	NHL	32	23:14	3	18	21	-18	18
	Montreal	NHL	43	22:42	7	23	30	4	20	6	0	2	2	7
2011-12	Columbus	NHL	48	24:47	6	21	27	-13	37
2012-13	Columbus	NHL	30	22:49	5	9	14	-1	15
2013-14	Columbus	NHL	75	22:37	7	44	51	0	61	6	0	2	2	10
CBJ Totals			153	23:20	18	74	92	-14	113	6	0	2	2	10
NHL Totals			482	21:26	45	195	240	-9	415	18	1	4	5	17
AHL Totals			139	...	17	53	70	17	185	9	2	5	7	8
OHL Totals			217	...	52	135	187	125	295	52	9	29	38	62

PLAYER PERSONNEL



JOSH ANDERSON

JAWSH AN-der-suhn

53

POSITION

LEFT WING

SHOOTS

RIGHT

HEIGHT

6-3

WEIGHT

214

DOB

05/07/94

BIRTHPLACE

BURLINGTON, ONTARIO

CAREER HIGHLIGHTS

2013-14: Ranked fifth on London (OHL) in goals... Recorded career-high totals in goals (27) and points (51) during the regular season... Recognized as the league's "hardest worker" by the OHL Western Conference Coaches Poll... Represented Canada at the IIHF World Junior Championships... **2012-13:** Won second straight OHL title with Knights... Finished sixth on London in scoring and T-1st in games played... Recorded first career OHL multi-goal game on Nov. 22 at Sarnia... **2011-12:** Played his rookie season in the OHL with London... Had five points in 19 playoff games to help the Knights win the J. Ross Robertson Cup as OHL champions. **2010-11:** Finished second in the SCTA scoring race with 76 points (41-35-76) in 58 games played.

PERSONAL

Favorite musical artist is Luke Bryan... Favorite MLB team is the Blue Jays... Favorite movie is *We're The Millers*... Favorite food likes to make is chicken parm.

CAREER TRANSACTIONS

Signed a three-year, entry-level contract with Columbus on Nov. 5, 2013... Columbus' fourth pick, 95th overall, at the 2012 Draft.



CAREER STATS

YEAR	TEAM	LEAGUE	REGULAR SEASON							PLAYOFFS				
			GP	TOI	G	A	PTS	+/-	PIM	GP	G	A	PTS	PIM
2010-11	Burlington	SCTA	58	n/a	41	35	76	n/a	n/a
2010-11	Burlington	OJHL	4	n/a	0	2	2	n/a	n/a	1	0	0	0	0
2011-12	London	OHL	64	n/a	12	10	22	17	34	19	2	3	5	4
2012-13	London	OHL	68	n/a	23	26	49	10	77	19	1	2	3	23
2013-14	London	OHL	59	n/a	27	24	51	31	81	9	5	4	9	14
OHL Totals			191	...	62	60	122	58	192	47	8	9	17	41
OJHL Totals			4	...	0	2	2	1	0	0	0	0
SCTA Totals			58	...	41	35	76



MICHAEL CHAPUT

MIGH-kuhl sha-P00

39

POSITION

CENTER

SHOOTS

LEFT

HEIGHT

6-2

WEIGHT

203

DOB

04/09/92

BIRTHPLACE

MONTREAL, QUEBEC

CAREER HIGHLIGHTS

2013-14: Appeared in 17 games with Columbus, making his NHL debut on Oct. 27 vs. Anaheim and recording his first career point (assist) on Nov. 22 at Vancouver... Led Springfield in goals and points during regular season... Skated in 100th career AHL game on Feb. 4 vs. Albany... **2012-13:** Spent first pro season with Springfield (AHL)... Scored his first career AHL goal on Nov. 2 vs. Hershey (opposing goalie: Braden Holtby)... Led all AHL rookies in scoring in January with 4-8-12 in 12 games... Finished eighth (tied) on the Falcons in scoring... **2011-12:** Ranked eighth in the QMJHL in plus/minus rating... Led Shawinigan in assists and was second in points... Ranked second on the Cataractes in playoff points... Added 5-7-12 in six games, helping Shawinigan win the Memorial Cup... Earned the Stafford Smythe Memorial Trophy as Most Valuable Player and Ed Chynoweth Trophy as top scorer... **2010-11:** Ranked second on the team in goals and points a third in assists... Ranked third on the team in penalty minutes... Led the team in points and assists... Ranked seventh (tie) in playoff points among all QMJHL players... **2009-10:** Led the MAINEiacs in goals and finished second in points... **2008-09:** Recorded 3-7-10 in rookie season with Lewiston.

PERSONAL

Favorite athlete is Cristiano Ronaldo... Favorite is *The League* and favorite movie is *Remember the Titans*... Began playing hockey at the age of three and idolized Peter Forsberg growing up.

CAREER TRANSACTIONS

Signed a three-year, entry-level contract with Columbus on Apr. 28, 2012... Acquired by the Blue Jackets along with Greg Moore from the Flyers on Feb. 28, 2012 in exchange for Tom Sestito... Philadelphia's first selection, 89th overall, at the 2010 Draft.



CAREER STATS

YEAR	TEAM	LEAGUE	REGULAR SEASON							PLAYOFFS				
			GP	TOI	G	A	PTS	+/-	PIM	GP	G	A	PTS	PIM
2008-09	Lewiston	QMJHL	29	n/a	3	7	10	-1	34
2009-10	Lewiston	QMJHL	68	n/a	28	27	55	-12	60	4	0	1	1	2
2010-11	Lewiston	QMJHL	62	n/a	25	34	59	23	97	13	7	13	20	11
2011-12	Shawinigan	QMJHL	57	n/a	21	42	63	39	47	11	4	8	12	2
2012-13	Springfield	AHL	73	n/a	13	19	32	-2	57	8	1	1	2	4
2013-14	Columbus	NHL	17	8:53	0	1	1	0	2	--	--	--	--	--
2013-14	Springfield	AHL	55	n/a	19	26	45	-4	51	5	2	1	3	6
NHL Totals			17	8:53	0	1	1	0	2
AHL Totals			128	...	32	45	77	-6	108	13	3	2	5	10
QMJHL Totals			216	...	77	110	187	49	238	28	11	22	33	15

PLAYER PERSONNEL



SEAN COLLINS

SHAWN KAW-lihnz

37

POSITION

CENTER

SHOOTS

LEFT

HEIGHT

6-1

WEIGHT

200

DOB

12/29/88

BIRTHPLACE

SASKATOON, SASKATCHEWAN

CAREER HIGHLIGHTS

2013-14: Recorded first career NHL point (assist) on Nov. 12 at Washington... Finished second on Springfield in scoring... Registered first career Calder Cup Playoff point (assist) on May 3 vs. Providence... **2012-13:** Made NHL debut on Feb. 18 at Anaheim... Recipient of the Falcons' Stevens Jewelers 'Diamond in the Rough' Award as; the player "who plays above and beyond expectations and sacrifices himself on the ice in an effort to help the team win"... **2011-12:** Set NCAA career highs in goals, assists, points and plus/minus rating... Ranked second on Cornell in goals and points... Won the team's Sam Woodside Award for overall career improvement by a senior... Made his professional debut with Springfield (AHL) on Apr. 14 vs St. Johns, recording an assist... **2010-11:** Tallied career highs in assists and points... Tied career-high with seven goals... Led Cornell with two short-handed goals... **2009-2010:** Appeared in all 34 games... Scored career-high seven goals... **2008-2009:** Recorded three goals and three assists in freshman season at Cornell **2007-2008:** Second-Team MJHL All-Star... Finished second in the league in scoring... Named All-Star Game MVP... Lorne Lyndon Trophy recipient for sportsmanship... Led Waywayseecappo in goals and points... **2006-2007:** Named to the MJHL All-Rookie Team... Finished third on Waywayseecappo in goals, assists and points.

PERSONAL

Favorite sports team is the Blue Jays... Favorite activity away from the rink is stock trading... Most prized possession is his Cornell diploma... Favorite NHL player growing up was Joe Sakic.

CAREER TRANSACTIONS

Signed a three-year entry level contract with the Blue Jackets on Mar. 29, 2012... Columbus' ninth pick, 187th overall, at the 2008 Draft.



CAREER STATS

YEAR	TEAM	LEAGUE	GP	TOI	G	A	PTS	+/-	PIM	GP	G	A	PTS	PIM
2006-07	Waywayseecappo	MJHL	70	n/a	20	69	89	n/a	52
2007-08	Waywayseecappo	MJHL	60	n/a	51	64	115	n/a	34	7	9	4	13	10
2008-09	Cornell	ECAC	33	n/a	3	3	6	-3	16
2009-10	Cornell	ECAC	34	n/a	7	3	10	3	12
2010-11	Cornell	ECAC	34	n/a	7	8	15	-9	20
2011-12	Cornell	ECAC	35	n/a	13	13	26	3	14
	Springfield	AHL	8	n/a	1	4	5	3	0
2012-13	Springfield	AHL	64	n/a	11	20	31	15	24	8	0	0	0	4
	Columbus	NHL	5	12:30	0	0	0	-2	6
2013-14	Springfield	AHL	67	n/a	16	25	41	9	34	5	0	1	1	2
	Columbus	NHL	6	8:11	0	1	1	1	0	--	--	--	--	--
NHL Totals			11	10:08	0	1	1	-1	6
AHL Totals			139	...	28	49	77	72	58	13	0	1	1	6
NCAA Totals			136	...	30	27	57	-9	62
MJHL Totals			119	...	72	99	171	...	86



RYAN CRAIG

RYE-uhn KREHG

POSITION

LEFT WING

SHOOTS

LEFT

HEIGHT

6-2

WEIGHT

214

DOB

01/06/82

BIRTHPLACE

ABBOTSFORD, BRITISH COLUMBIA

CAREER HIGHLIGHTS

2013-14: Made Blue Jackets debut on Oct. 15 at Detroit (6:46 TOI, 2 SOG)... Scored a goal in his 500th career AHL game on March 15 vs. Providence... Recorded seven multipoint games for Falcons... Registered AHL season-best seven-game point streak from March 1-15 (6-3-9)... Finished second on Springfield in goals and sixth in points... Led Falcons in postseason scoring... 2012-13: Recipient of Falcons' Ronald Brault Player's Player award... Tied Danny Briere and Jean-Guy Trudel for the most power-play goals (29) in a Falcons uniform, Apr. 2 vs. Albany... Sixth in Falcons history with 59 goals... Nine-game point streak, Jan. 26 - Feb. 22 (4-7-11)... Five-game assist streak, Jan. 26 - Feb. 12 (2-5-7)... Three assists, Nov. 15 at Manchester... Five-game point streak, Dec. 29 - Jan. 6 (4-1-5)... Scored 100th-career AHL goal, Nov. 30 at Manchester... Named captain on Oct. 12... 2011-12: Served as Wilkes-Barre/Scranton captain for second straight season... 2010-11: Named Wilkes-Barre/Scranton IOA/American Specialty Man of the Year... 2009-10: Led Norfolk with 45 points and 23 goals... 2005-06: Scored goal in NHL debut with Tampa Bay, Dec. 17, 2005 vs. Detroit... Served as Springfield captain... 2004-05: Led Springfield with 41 points and 27 goals... 2003-04: Scored first AHL goal with Hershey... 2002-03: Led Brandon with 74 points and 42 goals... 2002-03: Named WHL and CHL's Humanitarian of the Year... 2000-01: Led Brandon with 71 points and 38 goals.

PERSONAL

Favorite players growing up were Joe Sakic and Steve Yzerman... Favorite sports team is the Seattle Seahawks... Most prized possession is his lake house (cottage)... Favorite TV show is *The Following*... Favorite genre of music is country.

CAREER TRANSACTIONS

Signed a two-year, two-way (NHL/AHL) contract with Columbus on July 5, 2013... Signed a one-year contract with Springfield on July 19, 2012... Signed a one-year, two-way (NHL/AHL) contract with Pittsburgh on June 13, 2011... Signed a one-year contract with Pittsburgh on July 2, 2010... Signed a two-year contract with Tampa Bay on July 2, 2008... Signed a one-year contract with Tampa Bay on Aug. 6, 2007... Signed a one-year contract with Tampa Bay on July 15, 2006... Signed a three-year, entry-level contract with the Lightning on July 10, 2003... Tampa Bay's 10th pick, 255th overall, at the 2002 Draft.



CAREER STATS

YEAR	TEAM
1997-98	Brandon
1998-99	Brandon
1999-00	Brandon
2000-01	Brandon
2001-02	Brandon
2002-03	Brandon
2003-04	Pensacola
	Hershey
2004-05	Springfield
2005-06	Springfield
	Tampa Bay
2006-07	Tampa Bay
2007-08	Tampa Bay
	Norfolk
2008-09	Tampa Bay
2009-10	Tampa Bay
	Norfolk
2010-11	Pittsburgh
	W-B/Scranton
2011-12	W-B/Scranton
2012-13	Springfield
2013-14	Columbus
	Springfield

NHL Totals

AHL Totals

WHL Totals

REGULAR SEASON

GP	TOI	G	A	PTS	+/-	PIM
1	n/a	0	0	0	1	0
54	n/a	11	12	23	-3	46
65	n/a	17	19	36	-9	40
70	n/a	38	33	71	7	49
52	n/a	29	35	64	19	52
60	n/a	42	32	74	22	69
5	n/a	3	5	8	4	0
61	n/a	4	8	12	1	24
80	n/a	27	14	41	-21	50
28	n/a	12	10	22	-3	14
48	15:21	15	13	28	-4	6
72	15:20	14	13	27	-11	55
7	13:04	1	1	2	-1	0
2	n/a	1	2	3	-1	2
54	10:16	2	4	6	-7	60
3	9:47	0	0	0	0	5
73	n/a	23	22	45	6	64
6	9:49	0	0	0	-3	22
71	n/a	19	29	48	6	84
68	n/a	11	19	30	-8	70
75	n/a	20	27	47	0	71
6	7:01	0	0	0	-3	0
55	n/a	18	15	33	-5	52
196	13:21	32	31	63	-29	148
513	...	135	146	281	-25	431
302	...	137	131	268	37	256

PLAYOFFS

GP	G	A	PTS	PIM
--	--	--	--	--
5	0	0	0	4
--	--	--	--	--
6	3	0	3	7
19	11	10	21	13
17	5	8	13	29
2	0	1	1	0
--	--	--	--	--
--	--	--	--	--
--	--	--	--	--
5	0	0	0	10
6	0	0	0	12
--	--	--	--	--
--	--	--	--	--
--	--	--	--	--
--	--	--	--	--
--	--	--	--	--
12	3	4	7	12
12	1	3	4	2
8	2	2	4	7
--	--	--	--	--
5	4	1	5	4
11	0	0	0	22
37	10	10	20	25
47	19	18	37	53

PLAYER PERSONNEL



MARKO DANO

MAHR-koh DANN-oh

56

POSITION

CENTER

SHOOTS

LEFT

HEIGHT

5-11

WEIGHT

206

DOB

11/30/94

BIRTHPLACE

Eisenstadt, Austria

CAREER HIGHLIGHTS:

2013-14: Suited up for Springfield (AHL) in 15 games, including five playoff outings... Finished with 3-2-5 in 41 appearances with HC Slovan (KHL)... Selected as an alternate captain for Team Slovakia at the IIHF World Junior Championships, recording 2-1-3 in five games... **2012-13:** Recorded 3-4-7 in 37 appearances with HC Slovan in first KHL season... Represented Slovakia at the 2013 IIHF World Championships, tallying 1-1-2 in five games... Also skated with Team Slovakia at the 2013 IIHF World Junior Championships, leading all Slovak players and finishing tied for fifth in the tournament with nine points (4-5-9) in six games... Selected by HC Slovan in the first round, 32nd overall, of the 2012 KHL Draft... **2011-12:** Spent majority of season in Slovakia's top pro league with HK Dukla Trencin... Won gold medal and was named tournament MVP at 2012 IIHF World U18 Championships (Division I)... Selected by Prince George (WHL) in the first round, 60th overall, of the 2011 CHL Import Draft.

PERSONAL

Started playing hockey at the age of three... Favorite sports to play other than hockey are tennis and golf... Favorite TV show is *Top Gear*... Hockey idol growing up with his father, Jozef.

CAREER TRANSACTIONS

Signed a three-year entry level contract with the Blue Jackets on Mar. 14, 2014... Columbus' third pick, 27th overall, at the 2013 Draft.



CAREER RECORD

YEAR	TEAM	LEAGUE
2010-11	Trencin	SVK
2011-12	Trencin	SVK
2012-13	HC Slovan	KHL
2013-14	HC Slovan	KHL
	Springfield	AHL

AHL Totals

KHL Totals

SVK Totals

REGULAR SEASON

GP	TOI	G	A	PTS	+/-	PIM
8	n/a	0	1	1	2	10
32	n/a	4	6	10	6	12
37	n/a	3	4	7	4	26
41	n/a	3	2	5	-11	41
10	n/a	2	4	6	-2	4
10	...	2	4	6	-2	4
78	...	6	6	12	-7	67
40	...	4	7	11	8	22

PLAYOFFS

GP	G	A	PTS	PIM
...
9	0	3	3	18
4	0	0	0	0
...
5	0	2	2	0
5	0	2	2	0
4	0	0	0	0
9	0	3	3	18



OSCAR DANSK

AWZ-kuhr DANSK

35

POSITION

GOALTENDER

CATCHES

LEFT

HEIGHT

6-3

WEIGHT

191

DOB

02/28/94

BIRTHPLACE

TUMBA, SWEDEN

CAREER HIGHLIGHTS

2013-14: Posted an OHL-best 2.39 goals-against average with Erie (OHL)... Tied for OHL lead in shutouts with six... Helped Sweden earn silver medal at the IIHF World Championships with a 1.79 goals-against average and .928 save percentage in five games... **2012-13:** Spent first season in North America with OHL's Erie Otters after being selected third overall at the 2012 CHL Import Draft... Won silver with Team Sweden at IIHF World Junior Championships... **2011-12:** Went 4-1 with a 1.98 goals-against average, .937 save percentage and one shutout in five games at the World Under-18 Junior Championships... Helped Sweden claim the silver medal... **2010-11:** Captured a silver medal with Sweden at the 2011 Ivan Hlinka Memorial Tournament.

PERSONAL

Favorite musical artist is John Mayer... Most prized possession is his dog... Favorite TV show is *How I Met Your Mother*... Favorite NHL player growing up was Patrick Roy... Favorite soccer team is Hammarby IF.

CAREER TRANSACTIONS

Signed a three-year entry level contract with the Blue Jackets on May 8, 2014 ... Columbus' second pick, 31st overall, at the 2012 Draft.



CAREER RECORD

YEAR	TEAM	LEAGUE
2010-11	Brynäs	SWE-Jr.
2011-12	Brynäs	SWE-Jr.
2012-13	Erie	OHL
2013-14	Erie	OHL
OHL Totals		
SWE-Jr. Totals		

REGULAR SEASON

GP	W-L-OT	MIN	GA	SO	GAA
21	n/a	1157	52	1	2.70
28	n/a	1511	71	2	2.82
43	11-23-6	2393	164	0	4.11
42	29-9-1	2405	96	6	2.39
85	40-32-7	4798	260	6	3.25
49	...	2668	123	3	

PLAYOFFS

GP	W-L	MIN	GA	SO	GAA
1	n/a	57	5	0	5.22
2	n/a	120	7	0	3.49
...
3	0-1	124	14	0	6.79
3	0-1	124	14	0	6.79
3



ANTON FORSBERG

AN-tawn FOHRZ-buhrg

31

CAREER HIGHLIGHTS

2013-14: Played 22 games for MoDo (SHL) before transitioning to Springfield (AHL)... Went 11-11 with a 2.44 goals-against average and .919 save percentage for Modo... Played four games with Springfield in the regular season, as well as two playoff matchups... Recorded a .917 save percentage in the AHL playoffs... **2012-13:** Competing in Sweden's HockeyAllsvenskan league as a member of Sodertalje SK, finished second in the league with a 2.04 goals-against-average and .933 save percentage... Won 24 of his 33 games... **2011-12:** Played in 14 games for MoDo of the Swedish Hockey League... Also saw action with MoDo's Junior team... Went 1-0 with a 0.99 goals-against average and .933 save percentage in two games at the World Junior Championships, helping Sweden win the gold medal.

PERSONAL

Started playing hockey at the age of four and grew up idolizing Kimmo Kapanen... Favorite athlete is Usain Bolt... Talent he would most like to have is a photographic memory.

CAREER TRANSACTIONS

Signed a three-year, entry-level contract with the Blue Jackets on May 28, 2013... Columbus' sixth selection, 188th overall, in the 2011 Draft.

POSITION

GOALTENDER

CATCHES

LEFT

HEIGHT

6-3

WEIGHT

191

DOB

11/27/92

BIRTHPLACE

HÄRNÖSAND, SWEDEN



CAREER STATS

YEAR	TEAM
2009-10	MoDo
2010-11	MoDo
2011-12	MoDo
	MoDo
2012-13	Sodertalje
2013-14	MoDo
	Springfield

AHL Totals

SHL Totals

Sweden-2 Totals

Sweden Jr. Totals

REGULAR SEASON

GP	W-L-OT	MIN	GA	SO	GAA
21	n/a	n/a	n/a	n/a	3.70
33	n/a	n/a	n/a	n/a	2.90
14	4-4-0	609	32	0	3.15
14	n/a	n/a	n/a	n/a	2.20
33	24-9-0	1972	67	3	2.04
22	11-11-0	1304	53	1	2.44
4	3-0-0	212	4	0	1.13
4	3-0-0	212	4	0	1.13
36	15-15-0	1913	85	1	2.67
21	3.70
68

PLAYOFFS

GP	W-L	MIN	GA	SO	GAA
3	n/a	n/a	n/a	n/a	2.37
6	n/a	n/a	n/a	n/a	2.85
...
4	n/a	n/a	n/a	n/a	3.39
...
...
2	0-1	59	3	0	3.03
2	0-1	59	3	0	3.03
...
3	2.37
10



CODY GOLOUBEF

KOH-dee GOH-luh-behf

29

POSITION

DEFENSE

SHOOTS

RIGHT

HEIGHT

6-1

WEIGHT

201

DOB

11/30/89

BIRTHPLACE

MISSISSAUGA, ONTARIO

CAREER HIGHLIGHTS

2013-14: Finished third among Springfield defensemen in points, goals and assists... Registered five multi-point games for the Falcons... Competed at 2014 AHL All-Star Game in St. John's, Newfoundland, recording one assist and a +2 plus/minus rating for Team AHL in a 7-2 win over Färjestad BK... Logged NHL season-high 11:59 on Jan. 27 at Carolina... Tallied 4-6-10 in 11 game stretch for Springfield from Nov. 23 – Dec. 20... **2012-13:** Scored his first career NHL goal (game winner) on Feb. 11 vs. San Jose (Thomas Greiss)... Recorded 5-3-8 in an 11-game stretch with Springfield from Jan. 11-Feb. 22... Named First Star of the Game after tallying 1-1-2 and 3 SOG in a Feb. 2 win at Connecticut... Registered career-best rating of +9 in 38 appearances with Falcons... **2011-12:** Spent his second professional season with the Columbus organization and made his NHL debut on Mar. 31, 2012 at St. Louis... Played the majority of the season with Springfield (AHL)... Ranked third among Falcons defensemen in assists and fourth in points... **2010-11:** Played his first professional season with Springfield (AHL) and finished third among club defensemen in goals... Made his professional debut on Oct. 10, 2010 vs. Charlotte and recorded the first point of his professional career with an assist (Tom Sestito goal) on Oct. 16, 2010 at Portland... **2007-10:** Played three seasons (2007-10) at Wisconsin (WCHA)... Helped the Badgers reach the NCAA Frozen Four championship game during his junior season in 2009-10... Was the youngest player in the WCHA and the second youngest in Division I hockey in 2007-08 and ranked second on the club in game-winning goals... Won a gold medal with Team Canada at the 2009 World Junior Championships... Member of Team Ontario (5th place) at 2006 World U17 Hockey Challenge.

PERSONAL

Favorite NHL player growing up was Tomas Kaberle... Favorite pro athlete is Derek Jeter... Favorite NFL team is Green Bay... Favorite hockey moment was winning World Junior gold in 2009... Favorite musical genre is country.

CAREER TRANSACTIONS

Signed a one-year, two-way (NHL/AHL) contract with Columbus on July 7, 2014... Signed a one-year, two-way (NHL/AHL) contract with Columbus on July 25, 2013... Signed a three-year entry level contract with the Blue Jackets on Apr. 29, 2010... Columbus' second pick, 37th overall, in the 2008 Draft.



CAREER STATS

YEAR	TEAM	LEAGUE	REGULAR SEASON							PLAYOFFS				
			GP	TOI	G	A	PTS	+/-	PIM	GP	G	A	PTS	PIM
2007-08	Wisconsin	WCHA	40	n/a	4	6	10	-1	36
2008-09	Wisconsin	WCHA	36	n/a	5	8	13	6	38
2009-10	Wisconsin	WCHA	42	n/a	3	11	14	13	64
2010-11	Springfield	AHL	50	n/a	5	12	17	-12	42
2011-12	Columbus	NHL	1	6:00	0	0	0	1	0
	Springfield	AHL	48	n/a	1	11	12	-14	43
2012-13	Columbus	NHL	11	14:48	1	0	1	-3	0
	Springfield	AHL	38	n/a	5	8	13	9	49	7	0	2	2	10
2013-14	Columbus	NHL	5	9:49	0	0	0	0	2
	Springfield	AHL	62	n/a	7	21	28	9	98	5	0	0	0	6
CBJ/NHL Totals			17	12:49	1	0	1	-2	2
AHL Totals			198	...	18	52	70	-8	232	12	0	2	2	16
NCAA Totals			118	...	12	25	37	18	138



SIMON HJALMARSSON

SIGH-muhn JAHl-muhr-suhn

24

POSITION

LEFT WING

SHOOTS

LEFT

HEIGHT

5-11

WEIGHT

178

DOB

02/01/89

BIRTHPLACE

VARNARMO, SWEDEN

CAREER HIGHLIGHTS

2013-14: Tied 27-30-57 in 55 games with Linköping, finishing tied for third in the league in both goals and points... Added 5-4-9 in 14 playoff games... Won bronze medal with Team Sweden at IIHF World Championships... **2012-13:** Collected 12-31-43, 10 PIM and was +21 in 55 games during the regular season and 5-6-11 with eight PIM in 10 playoff games with Linköping... Won gold with Team Sweden at the IIHF World Championships... **2009-10:** Won a silver medal with Team Sweden at the 2009 IIHF World Junior Championships and captured bronze... **2007-08:** 2007 IIHF World U-18 Championships in Tampere, Finland, where he led the Swedes in scoring with 4-5-9 in six games played.

PERSONAL

Most memorable hockey moment was winning gold at the 2013 World Championship... Favorite movie is *Walk the Line*... Favorite sports team is Liverpool FC and favorite athlete is Steven Gerrard.

CAREER TRANSACTIONS

Signed a one-year, two-way (NHL/AHL) contract with the Blue Jackets on June 4, 2014... Signed a two-year contract with Linköping on Apr. 10, 2012... Signed a two-year contract with Luleå on Apr. 26, 2010... Signed a one-year contract with Rogle on May 13, 2009... Selected by Sibir Novosibirsk in the third round, 51st overall, at the 2009 KHL Draft... St. Louis's fourth pick, 39th overall, at the 2007 Draft.



CAREER STATS

YEAR	TEAM	LEAGUE
2005-06	Frolunda J20	SuperElit
2006-07	Frolunda J20	SuperElit
2007-08	Frolunda J20	SuperElit
	Frolunda	SHL
	Boras	Allsvenskan
2008-09	Frolunda J20	SuperElit
	Boras	Allsvenskan
2009-10	Rogle	SHL
2010-11	Luleå	SHL
2011-12	Luleå	SHL
2012-13	Linköping	SHL
2013-14	Linköping	SHL

SHL Totals

Allsvenskan Totals

SuperElit Totals

REGULAR SEASON

GP	TOI	G	A	PTS	+/-	PIM
31	n/a	8	10	18	n/a	8
41	n/a	31	25	54	n/a	91
37	n/a	16	30	46	n/a	104
1	n/a	0	0	0	0	2
10	n/a	2	4	6	-2	4
2	n/a	2	0	2	n/a	2
40	n/a	14	19	33	6	28
53	n/a	11	9	20	-7	16
55	n/a	8	21	29	-8	16
53	n/a	19	17	36	13	8
55	n/a	12	31	43	21	10
55	n/a	27	30	57	0	87
272	...	77	108	185	19	139
50	...	16	23	39	4	32
111	...	57	63	120	...	205

PLAYOFFS

GP	G	A	PTS	PIM
7	2	3	5	2
8	1	1	2	6
8	3	9	12	8
--	--	--	--	--
--	--	--	--	--
5	8	2	10	2
--	--	--	--	--
--	--	--	--	--
13	2	3	5	2
5	1	1	2	4
10	5	6	11	8
14	5	4	9	2
43	13	14	27	16
...
28	14	15	29	18



THOMAS LARKIN

TOMM-uhs lahr-KIHN

62

POSITION

DEFENSE

SHOOTS

RIGHT

HEIGHT

6-5

WEIGHT

224

DOB

12/31/90

BIRTHPLACE

LONDON, ENGLAND

CAREER HIGHLIGHTS

2013-14: Recorded 3-17-20 in 33 games with Evansville (ECHL)... Suited up for 20 games with Springfield (AHL), including one playoff matchup... Represented Italy at the IIHF World Championships... **2012-13:** Served as Colgate's captain during senior season... Made pro hockey debut with Springfield on Mar. 17 at Connecticut... Scored first career AHL goal on Mar. 20 vs. Manchester (opposing goalie: Martin Jones)... **2011-12:** Named to the All-ECAC Hockey Third Team... Led Colgate defensemen in goals (tied) and plus/minus rating and was second on team in penalty minutes... Represented Italy at the 2012 IIHF World Championships... Notched 0-1-1 and four penalty minutes in seven games... **2010-11:** Ranked first (tied) among team defensemen in goals and was second in assists and points... **2009-10:** Played his freshman season at Colgate... Ranked first among Colgate defensemen in points and assists and was second in goals... Ranked fifth (tied) in points and sixth (tied) in assists among ECAC defensemen... **2008-09:** Named Phillips Exeter Academy Most Valuable Player... Received All-New England honors... Was team captain... Set a single season record for goals and assists by a defenseman... Helped Exeter reach the New England championship final.

PERSONAL

Began playing hockey at the age of six and idolized Jeremy Roenick growing up... Has two dogs named Rocco and Tomino... Favorite TV show is *The Wire*... Favorite sports to play aside from hockey is skiing.

CAREER TRANSACTIONS

Signed a two-year, entry-level contract with the Blue Jackets on July 5, 2013... Columbus' fourth selection, 137th overall, of the 2009 Draft.



CAREER STATS

YEAR	TEAM	LEAGUE	GP	TOI	G	A	PTS	+/-	PIM	GP	G	A	PTS	PIM
2007-08	Exeter (NH)	USHS	29	n/a	6	17	23	n/a	30
2008-09	Exeter (NH)	USHS	31	n/a	14	32	46	n/a	0
2009-10	Colgate	ECAC	33	n/a	3	16	19	-2	32
2010-11	Colgate	ECAC	41	n/a	5	6	11	8	41
2011-12	Colgate	ECAC	37	n/a	4	10	14	13	48
2012-13	Colgate	ECAC	36	n/a	3	11	14	-7	53
	Springfield	AHL	7	n/a	1	0	1	-3	2
2013-14	Springfield	AHL	19	n/a	0	2	2	8	48	1	0	0	0	0
	Evansville	ECHL	33	n/a	3	17	20	2	60
AHL Totals			26	...	1	2	3	5	50	1	0	0	0	0
ECHL Totals			33	...	3	17	20	2	60
NCAA Totals			111	...	12	32	44	19	121
USHS Totals			60	...	20	49	69	...	30

PLAYER PERSONNEL



AUSTIN MADAIKY

AW-stuhn muh-DAY-skee

54

POSITION

DEFENSE

SHOOTS

RIGHT

HEIGHT

6-2

WEIGHT

196

DOB

01/30/92

BIRTHPLACE

SURREY, BRITISH COLUMBIA

CAREER HIGHLIGHTS

2013-14: Split time between Springfield (AHL) and Evansville (ECHL)... Recorded 4-4-8 in 38 games with the Falcons (AHL), while adding a 0-2-2 in eight games with Evansville... **2012-13:** Began first pro season in Evansville (ECHL)... Scored first career pro goal on Nov. 9 at Fort Wayne... Recorded +2 rating for Springfield in first career AHL game on Apr. 6 at Worcester... **2011-12:** Set WHL career highs in games played, goals, assists, points and plus/minus rating... Led all Kamloops defensemen in assists and points... Named WHL West Second Team All-Star... **2010-11:** Ranked second among Kamloops defensemen in goals, assists and points... Recorded new career highs in assists and points... **2009-10:** Traded from Calgary to Kamloops... Registered career highs in goals, assists and points... **2008-09:** Recorded two goals and seven assists in rookie junior season with Calgary.

PERSONAL

Began playing hockey at the age of three and idolized Chris Pronger growing up... Plays the drums in his spare time... Favorite pro athlete is Thomas Muller... Favorite musical artists include Nine Inch Nails and Flaming Lips.

CAREER TRANSACTIONS

Signed a three-year, entry-level contract with the Blue Jackets on May 18, 2012... Columbus' sixth pick, 124th overall, at the 2010 Draft.



CAREER RECORD

YEAR	TEAM	LEAGUE	REGULAR SEASON							PLAYOFFS				
			GP	TOI	G	A	PTS	+/-	PIM	GP	G	A	PTS	PIM
2008-09	Calgary	WHL	48	n/a	2	7	9	5	16	2	0	0	0	2
2009-10	Calgary	WHL	39	n/a	5	13	18	-1	46
	Kamloops	WHL	26	n/a	2	7	9	-3	28	4	3	3	6	6
2010-11	Kamloops	WHL	55	n/a	7	20	27	-15	104
2011-12	Kamloops	WHL	70	n/a	13	37	50	20	87	9	0	7	7	12
2012-13	Evansville	ECHL	11	n/a	2	4	6	-6	2
	Springfield	AHL	6	n/a	0	0	0	1	2
2013-14	Springfield	AHL	38	n/a	4	4	8	3	10
	Evansville	ECHL	8	n/a	0	2	2	-8	0
AHL Totals			44	...	4	4	8	4	12
ECHL Totals			19	...	2	6	8	-14	2
WHL Totals			238	...	29	84	113	-6	281	15	3	10	13	20



KERBY RYCHEL

KER-bee RIGH-kull

52

POSITION

LEFT WING

SHOOTS

LEFT

HEIGHT

6-1

WEIGHT

208

DOB

10/07/94

BIRTHPLACE

TORRANCE, CALIFORNIA

CAREER HIGHLIGHTS

2013-14: Split time between Guelph and Windsor of the OHL... Won the J. Ross Robertson Cup as league champs with the Storm, scoring the title-clinching goal in Game 5 of the OHL Finals... Contributed a team-high scoring effort (11-21-32) during Guelph's playoff run, helping the team earn a berth in the Memorial Cup Final... Played 31 regular season games with the Storm, posting 18-33-51... Ranked sixth in the league in assists with 56 total... Suited up for Canada at the IIHF World Junior Championships... **2012-13:** Finished eighth (tied) in the OHL scoring race with 87 points (40-47-87)... Scored 16 power play goals, fourth (tied) in the OHL... Competed in Home Hardware CHL Top Prospects Game as a member of Team Orr... **2011-12:** Scored career-high 41 goals, tying him for sixth place in the OHL... Also finished sixth (tied) in the league with 16 power play goals... Won bronze with Team Canada at IIHF World U18 Championships... **2010-11:** Split rookie OHL campaign between Mississauga and Windsor... Scored first career goal/PPG on Oct. 29, 2010 vs. Kingston... Won gold with Team Ontario at World U17 Hockey Challenge.

PERSONAL

The son of former NHL player/scout and current OHL executive Warren Rychel... Favorite MLB team is the Tigers... Favorite rock band is U2... Most memorable hockey moment was winning the OHL Championship in 2014.

CAREER TRANSACTIONS

Signed a three-year, entry-level contract with the Blue Jackets on Dec. 31, 2013... Columbus' second pick, 19th overall, at the 2013 Draft.



CAREER RECORD

YEAR	TEAM	LEAGUE
2010-11	Mississauga	OHL
	Windsor	OHL
2011-12	Windsor	OHL
2012-13	Windsor	OHL
2013-14	Windsor	OHL
	Guelph	OHL
OHL Totals		

REGULAR SEASON

GP	TOI	G	A	PTS	+/-	PIM
30	n/a	2	6	8	5	47
32	n/a	5	8	13	-1	26
68	n/a	41	33	74	3	54
68	n/a	40	47	87	-21	94
27	n/a	16	23	39	13	15
31	n/a	18	33	51	28	28
256	...	122	150	272	27	264

PLAYOFFS

GP	G	A	PTS	PIM
...
18	2	4	6	14
4	2	0	2	5
...
...
20	11	21	32	23
42	15	25	40	42



LUKAS SEDLAK

L00-kuhsh SEHD-lak

45

POSITION

CENTER

SHOOTS

LEFT

HEIGHT

6-0

WEIGHT

215

DOB

02/25/93

BIRTHPLACE

CESKE BUDEJOVICE, CZECH REPUBLIC

CAREER HIGHLIGHTS

2013-14: Made AHL debut with Springfield on Oct. 5 vs Manchester... Scored first goal with the Falcons Oct. 12 against Worcester... Contributed 8-6-14 in 54 games during the regular season, as well as 0-1-1 in four playoff appearances... **2012-13:** Represented Czech Republic at the 2013 IIHF World Championships, recording 1-2-3 in six games played... Finished third (tied) on Chicoutimi in playoff scoring... **2011-12:** Played his first season in North America... Ranked second on Chicoutimi (QMJHL) in plus/minus rating and seventh in points... **2010-11:** Spent his first full season in the Czech U-20 League... Captained the Czech Republic at the World Under-18 Junior Championships... Registered 3-1-4 and two penalty minutes in five games.

PERSONAL

Grew up idolizing Jaromir Jagr... Began playing guitar before the season... Favorite sports team is Real Madrid... Favorite TV show is *How I Met Your Mother*.

CAREER TRANSACTIONS

Signed a three-year, entry-level contract with the Blue Jackets on Apr. 10, 2013... Columbus' fifth pick, 158th overall, in the 2011 Draft.



CAREER STATS

YEAR	TEAM
2007-08	Ceske
2008-09	Ceske
2009-10	Ceske
	Ceske
2010-11	Ceske
2011-12	Chicoutimi
2012-13	Chicoutimi
2013-14	Springfield
AHL Totals	
QMJHL Totals	
Czech U-20 Totals	
Czech U-18 Totals	

REGULAR SEASON

LEAGUE	GP	TOI	G	A	PTS	+/-	PIM
Czech U-18	6	n/a	0	2	2	n/a	4
Czech U-18	44	n/a	12	17	29	n/a	14
Czech U-18	37	n/a	29	27	56	n/a	76
Czech U-20	11	n/a	4	8	12	n/a	4
Czech U-20	47	n/a	14	13	27	n/a	65
QMJHL	50	n/a	17	28	45	24	57
QMJHL	48	n/a	15	19	34	1	64
AHL	54	n/a	8	6	14	-1	26
AHL Totals	54	...	8	6	14	-1	26
QMJHL Totals	98	...	32	47	79	25	121
Czech U-20 Totals	58	...	18	21	39	...	69
Czech U-18 Totals	87	...	41	46	87	...	94

PLAYOFFS

GP	G	A	PTS	PIM
2	0	0	0	2
4	0	0	0	4
4	5	1	6	39
...
...
18	5	3	8	18
6	1	4	5	8
4	0	1	1	0
4	0	1	1	0
24	6	7	13	26
...
10	5	1	6	45



FRÉDÉRIC ST-DENIS

FREHD-uh-ihk SAYNT-dehn-EE

28

POSITION

DEFENSE

SHOOTS

LEFT

HEIGHT

5-11

WEIGHT

188

DOB

01/23/86

BIRTHPLACE

GREENFIELD PARK, QUEBEC

CAREER HIGHLIGHTS

2013-14: Tallied 9-17-26, 32 penalty minutes and was a +16 in 60 games played for the Springfield Falcons... Competed in the 2014 AHL All-Star Game, recording a +3 rating for Team AHL in a 7-2 victory over Färjestad BK... Registered 0-2-2 in five Calder Cup Playoff games... **2012-13:** Recorded 7-11-18 in 63 games with Hamilton... **2011-12:** Recorded first NHL goal Dec. 8, 2011 vs. Vancouver... Made NHL debut Nov. 16, 2011 vs. Carolina... Competed in the AHL All-Star Game... **2010-11:** Named Hamilton Bulldog's Top Defenseman after posting 5-18-23 in 76 games... **2007-08:** Was named an Ontario University Athletics First-Team All-Star, his lone season of Canadian Interuniversity Sport hockey with the University of Québec at Trois-Rivières

PERSONAL

Began playing hockey at five and grew up idolizing Ray Bourque... Favorite movie is *The Wolf of Wall Street*... Favorite athlete is Georges St. Pierre.

CAREER TRANSACTIONS

Signed a one-year, two-way (NHL/AHL) contract extension with Columbus on July 7, 2014... Signed as a free agent July 7, 2013... Signed by Montreal as a free agent on July 1, 2010.



CAREER RECORD

YEAR	TEAM	LEAGUE
2002-03	Drummondville	QMJHL
2003-04	Drummondville	QMJHL
2004-05	Drummondville	QMJHL
2005-06	Drummondville	QMJHL
2006-07	Drummondville	QMJHL
2007-08	U. of Quebec (T-R)	OUA
2008-09	Hamilton	AHL
	Cincinnati	ECHL
2009-10	Hamilton	AHL
2010-11	Hamilton	AHL
2011-12	Hamilton	AHL
	Montreal	NHL
2012-13	Hamilton	AHL
2013-14	Springfield	AHL
NHL Totals		
AHL Totals		
ECHL Totals		
CIS Totals		
QMJHL Totals		

REGULAR SEASON

GP	TOI	G	A	PTS	+/-	PIM
14	n/a	0	0	0	-2	0
67	n/a	7	10	17	-7	30
70	n/a	11	22	33	9	36
69	n/a	17	50	67	22	74
65	n/a	9	29	38	-1	59
28	n/a	4	14	18	n/a	4
7	n/a	1	1	2	-4	6
41	n/a	1	22	23	28	22
59	n/a	3	14	17	20	38
76	n/a	5	18	23	16	34
58	n/a	3	25	28	-3	18
17	14:31	1	2	3	3	10
63	n/a	7	11	18	-2	24
60	n/a	9	17	26	16	32
17	14:31	1	2	3	3	10
323	...	28	86	114	43	152
41	...	1	22	23	22	28
28	...	4	14	18	...	4
285	...	44	111	155	21	199

PLAYOFFS

GP	G	A	PTS	PIM
--	--	--	--	--
5	0	1	1	2
6	2	3	5	0
7	2	2	4	6
12	1	7	8	8
--	--	--	--	--
--	--	--	--	--
15	0	5	5	14
19	0	1	1	20
20	1	9	10	12
--	--	--	--	--
--	--	--	--	--
5	0	2	2	0
...
44	1	12	13	32
15	0	5	5	14
--	--	--	--	--
30	5	13	18	16



T.J. TYNAN

TEE-jay TIE-nuhn

49

POSITION

CENTER

SHOOTS

RIGHT

HEIGHT

5-8

WEIGHT

157

DOB

02/25/92

BIRTHPLACE

PALOS, ILLINOIS

CAREER:

2013-14: Made pro debut with Springfield (AHL), appearing in three games... Led Notre Dame (NCAA) in scoring with 8-30-38... Rounded out collegiate career tied for 12th at Notre Dame on the all-time points list (161), ninth (tied) all-time in assists (107) and first (tied) in games played (164)... **2012-13:** Named CCHA Tournament MVP after leading Notre Dame to the third Mason Cup in school history... Finished 19th in the conference's scoring race... **2011-12:** Selected First Team All-CCHA... Named Notre Dame's Most Valuable Player and Offensive Player of the Year... Led CCHA in scoring (tied)... Led team in assists (28), points (41), power play points (19) and shorthanded goals (2)... Represented USA at 2012 IIHF World Junior Championships, tallying 1-3-4 in six tournament appearances... **2010-11:** Led Notre Dame in points (54) and was second in goals (23) and assists (31)... Helped Irish advance to Frozen Four... Named CCHA Rookie of the year and Second Team All-CCHA... **2009-10:** Led Des Moines (USHL) in points and assists and was fourth in goals... Led the USHL in assists and was fifth in points... Named to USHL All-Rookie team.

PERSONAL

Began playing hockey at the age of four and idolized Joe Sakic growing up... Traveling and playing golf at various courses around the world are on his bucket list... Most memorable hockey moment was winning a conference championship at Notre Dame.

CAREER TRANSACTIONS

Signed a two-year, entry-level contract with the Blue Jackets on Apr. 1, 2014... Columbus' second pick, 66th overall, in the 2011 NHL Draft.



CAREER RECORD

YEAR	TEAM
2009-10	Des Moines
2010-11	Notre Dame
2011-12	Notre Dame
2012-13	Notre Dame
2013-14	Notre Dame
	Springfield

AHL Totals
NCAA Totals
USHL Totals

REGULAR SEASON

GP	TOI	G	A	PTS	+/-	PIM
60	n/a	17	55	72	-21	55
44	n/a	23	31	54	21	36
39	n/a	13	28	41	-6	38
41	n/a	10	18	28	-1	28
40	n/a	8	30	38	15	30
3	n/a	0	0	0	1	2
3	...	0	0	0	1	2
164	...	54	107	161	27	132
60	...	17	55	72	-21	55

PLAYOFFS

GP	G	A	PTS	PIM
...
...
...
...
...
...
...
...
...



DANA TYRELL

DAY-nuhh tie-REHL

34

CAREER HIGHLIGHTS

2013-14: Suited up for 63 games in the American Hockey League, splitting time between the Springfield Falcons and Syracuse Crunch... Tallied 9-12-21, 20 PIM in 44 games with Syracuse and 6-6-12 and was +4 in 19 games with Springfield... Scored first career Calder Cup Playoff goal on Apr. 26 vs. Providence... Appeared in seven games with Tampa Bay, registering 10 hits and three blocked shots in 64:39 TOI... **2011-12:** Member of Norfolk Admirals Calder Cup championship team (missed entire postseason due to a knee injury)... **2010-11:** Played in his first full NHL season, leading all Tampa Bay rookies in scoring with 6-9-15 in 78 games... Ranked fifth among all NHL rookie forwards in blocked shots with 33... Scored his first career NHL goal on Oct. 27, 2010 vs. Pittsburgh (Fleury)... Made his NHL debut on Oct. 9, 2010 vs. Atlanta... **2009-10:** Led Norfolk in assists [27] and plus/minus rating (+9)... **2007-08:** Scored first career AHL goal on Apr. 12, 2008 at Wilkes-Barre/Scranton... Led Prince George Cougars (WHL) in scoring with 25-40-65 in 68 games and named team's Most Dedicated Player... **2005-06:** Won Prince George's Rookie of the Year award.

PERSONAL

Favorite musical group is Blink 182... Favorite TV show is *Sons of Anarchy*... Getting drafted to the NHL is his most memorable hockey moment.

CAREER TRANSACTIONS

Signed a one-year, two-way contract extension on July 27, 2014... Acquired by Columbus along with Matt Taormina from Tampa Bay in return for Jonathan Marchessault and Dalton Smith on Mar. 3, 2014... Re-signed a two-year contract on Nov. 28, 2011... Signed a three-year entry level contract on Dec. 11, 2008... Tampa Bay's second pick, 47th overall, at the 2007 Draft.



CAREER RECORD

YEAR	TEAM	LEAGUE	GP	TOI	G	A	PTS	+/-	PIM	GP	G	A	PTS	PIM
2004-05	Prince George	WHL	1	n/a	0	0	0	0	2
2005-06	Prince George	WHL	69	n/a	7	11	18	-3	44	5	0	0	0	2
2006-07	Prince George	WHL	72	n/a	30	26	56	4	51	15	1	6	7	4
2007-08	Prince George	WHL	68	n/a	25	40	65	-26	47
	Norfolk	AHL	11	n/a	1	5	6	1	6
2008-09	Prince George	WHL	30	n/a	19	21	40	-22	27
2009-10	Norfolk	AHL	74	n/a	9	27	36	9	22
2010-11	Tampa Bay	NHL	78	12:03	6	9	15	-5	12	7	0	0	0	2
2011-12	Tampa Bay	NHL	26	10:31	0	5	5	-5	6
	Norfolk	AHL	18	n/a	4	5	9	3	8
2012-13	Banska Bystrica	Slovak	4	n/a	0	3	3	3	2
	Tampa Bay	NHL	21	10:21	1	3	4	-3	4
	Syracuse	AHL	15	n/a	5	3	8	0	11
2013-14	Syracuse	AHL	44	n/a	9	12	21	-4	20
	Tampa Bay	NHL	7	9:14	0	0	0	0	4
	Springfield	AHL	19	n/a	6	6	12	4	0	5	1	2	3	4
NHL Totals			132	11:19	7	17	24	-13	26	7	0	0	0	2
AHL Totals			181	...	34	58	92	13	67	5	1	2	3	4
WHL Totals			240	...	81	98	179	-47	171	20	1	6	7	6
Slovak Totals			4	...	0	3	3	3	2

PLAYER PERSONNEL



WILL WEBER

WIHL WEHB-uhr

44

POSITION

DEFENSE

SHOOTS

LEFT

HEIGHT

6-4

WEIGHT

229

DOB

10/28/88

BIRTHPLACE

GAYLORD, MICHIGAN

CAREER HIGHLIGHTS

2013-14: Skated in 100th career AHL game on Feb. 14 vs. Hartford... Led Falcons defensemen in PIM and fighting majors (6)... **2012-13:** Skated in 58 games with Springfield (AHL) and made eight appearances with Evansville (ECHL) during first full season of pro hockey... **2011-12:** As team captain, led Miami (CCHA) in penalty minutes and ranked second in blocked shots (63)... Made professional debut with Springfield (AHL), appearing in two games... **2010-11:** Ranked third among team defensemen in assists... Recorded career highs in assists and points... **2009-10:** Named the CCHA's Best Defensive Defenseman... Helped Miami reach the NCAA Frozen Four... Named Miami's Outstanding Defensive Player... Ranked second on the team in blocked shots (42)... **2008-09:** Played his freshman season at Miami... Helped the RedHawks advance to the National Championship game... **2007-08:** Ranked third on Chicago in penalty minutes and was third among club defensemen in points... Scored three power play goals and one game-winning goal... **2006-07:** Collected 18-20-38 in 24 games with Gaylord High School... Was the first overall pick of the 2007 United States Hockey League Draft by Chicago.

PERSONAL

Started playing hockey at the age of four and grew up idolizing Bobby Orr... Enjoys hunting and fishing in his free time... Playing in the National Championship game with Miami in 2010 is most memorable hockey moment.

CAREER TRANSACTIONS

Signed a one-year, two-way (NHL-AHL) contract on July 9, 2014... Signed a two-year, entry-level contract on Apr. 12, 2012.. Columbus' third pick, 53rd overall, in the 2007 Draft.



CAREER STATS

YEAR	TEAM	LEAGUE	GP	TOI	G	A	PTS	+/-	PIM	GP	G	A	PTS	PIM
2007-08	Chicago	USHL	46	n/a	8	10	18	12	137
2008-09	Miami	CCHA	38	n/a	3	2	5	6	75
2009-10	Miami	CCHA	43	n/a	1	9	10	12	62
2010-11	Miami	CCHA	33	n/a	1	10	11	7	57
2011-12	Miami	CCHA	40	n/a	0	4	4	3	69
	Springfield	AHL	2	n/a	0	0	0	0	0
2012-13	Springfield	AHL	58	n/a	2	3	5	8	82	8	0	0	0	6
2012-13	Evansville	ECHL	8	n/a	0	0	0	-5	14
2013-14	Springfield	AHL	63	n/a	1	4	5	-7	100	5	0	0	0	8
AHL Totals			123	...	3	7	10	1	182	13	0	0	0	14
ECHL Totals			8	...	0	0	0	-5	14
NCAA Totals			154	...	5	25	30	28	263
USHL Totals			46	...	8	10	18	12	137



ALEXANDER WENNBERG

al-ehx-AN-duhr wehn-burg

41

CAREER HIGHLIGHTS

2013-14: Completed rookie campaign in the Swedish Hockey League with Frolunda HC, finishing second on the club with 16 goals... Added 1-0-1 in seven playoff games ... Was a finalist for the league's Rookie of the Year award... **2012-13:** Made the jump to Sweden's HockeyAllsvenskan, recording 14-18-21 in 46 games... Won silver medal with Team Sweden at IIHF World Junior Championships, tallying 2-1-3 in six tournament appearances... **2011-12:** Won silver medal with Team Sweden at IIHF World U18 Championships, recording 3-6-9 in six tournament appearances.

PERSONAL

Started playing the guitar five years ago... Favorite athlete is Roger Federer... Favorite TV show is *How I Met Your Mother*... Hockey idol growing up was Peter Forsberg.

CAREER TRANSACTIONS

Signed a three-year, entry-level contract on May 16, 2014... Columbus' first pick, 14th overall, in the 2013 Draft.

POSITION

CENTER

SHOOTS

LEFT

HEIGHT

6-2

WEIGHT

193

DOB

09/22/94

BIRTHPLACE

STOCKHOLM, SWEDEN



CAREER STATS

YEAR	TEAM	LEAGUE	REGULAR SEASON							PLAYOFFS				
			GP	TOI	G	A	PTS	+/-	PIM	GP	G	A	PTS	PIM
2011-12	Djurgarden J20	SWE-Jr.	42	n/a	1	18	19	7	6	3	0	1	1	0
	Djurgarden	Allsvenskan	1	n/a	0	0	0	0	0
2012-13	Djurgarden J20	SWE-Jr.	2	n/a	1	1	2	2	0	1	0	1	1	0
	Djurgarden	Allsvenskan	46	n/a	14	18	32	10	14	3	0	3	3	0
2013-14	Frolunda	SHL	50	n/a	16	5	21	-5	8	7	1	0	1	0
SHL Totals			50	...	16	5	21	-5	8	7	1	0	1	0
Allsvenskan Totals			47	...	14	18	32	10	14	3	0	3	3	0
SWE-Jr. Totals			44	...	2	19	21	9	6	4	0	2	2	0

IN THE SYSTEM



SETH AMBROZ

SETH AM-broh-z

POSITION

RIGHT WING

SHOOTS

RIGHT

DRAFTED

2011 (Round 5, 128th Overall)

HEIGHT

6-2

WEIGHT

211

DOB

04/03/93

BIRTHPLACE

NEW PRAGUE, MINNESOTA

CAREER RECORD

YEAR	TEAM	LEAGUE
2008-09	Omaha	USHL
2009-10	Omaha	USHL
2010-11	Omaha	USHL
2011-12	Minnesota	WCHA
2012-13	Minnesota	WCHA
2013-14	Minnesota	BIG10
NCAA Totals		
USHL Totals		

REGULAR SEASON

GP	TOI	G	A	PTS	+/-	PIM
60	n/a	14	17	31	-12	88
56	n/a	22	27	49	24	118
56	n/a	24	22	46	3	89
41	n/a	5	3	8	0	53
38	n/a	9	7	16	11	22
41	n/a	14	9	23	8	26
120	...	28	19	47	19	101
172	...	60	66	126	15	295

PLAYOFFS

GP	G	A	PTS	PIM
3	0	0	0	2
8	4	2	6	8
3	2	0	2	4
...
...
...
14	6	2	8	14



TYLER BIRD

TIE-lurr BUHRD

POSITION

RIGHT WING

SHOOTS

RIGHT

DRAFTED

2014 (Round 5, 137th Overall)

HEIGHT

6-2

WEIGHT

203

DOB

08/14/96

BIRTHPLACE

ANDOVER, MASSACHUSETTS

CAREER RECORD

YEAR	TEAM	LEAGUE
2012-13	St. John's Prep	USHS
2013-14	Kimball Union	USHS
USHS Totals		

REGULAR SEASON

GP	TOI	G	A	PTS	+/-	PIM
24	n/a	12	15	27	n/a	n/a
37	n/a	33	27	60	n/a	n/a
37	...	33	27	60

PLAYOFFS

GP	G	A	PTS	PIM
...
...
...



OLIVER BJORKSTRAND

AW-lih-vuhr bee-YORK-strand

POSITION

RIGHT WING

SHOOTS

RIGHT

DRAFTED

2013 (Round 3, 89th Overall)

HEIGHT

5-11

WEIGHT

169

DOB

04/10/95

BIRTHPLACE

HERNING, DENMARK

CAREER RECORD

YEAR	TEAM	LEAGUE
2011-12	Herning	DEL
2012-13	Portland	WHL
2013-14	Portland	WHL
WHL Totals		
DEL Totals		

REGULAR SEASON

GP	TOI	G	A	PTS	+/-	PIM
36	n/a	13	13	26	n/a	10
65	n/a	31	32	63	38	10
69	n/a	50	59	109	44	36
134	...	81	91	172	82	46
36	...	13	13	26	...	10

PLAYOFFS

GP	G	A	PTS	PIM
10	1	2	3	4
21	8	11	19	4
21	16	17	33	8
42	24	28	52	12
10	1	2	3	4



RYAN COLLINS

RIGH-unn CAWL-ihns

POSITION

DEFENSE

SHOOTS

RIGHT

DRAFTED

2014 (Round 2, 47th Overall)

HEIGHT

6-5

WEIGHT

205

DOB

05/06/96

BIRTHPLACE

BLOOMINGTON, MINNESOTA

CAREER RECORD

YEAR	TEAM	LEAGUE
2011-12	Benilde-St.M	USHS
2012-13	USNPD	USHL
2013-14	USNDP	USHL
USHL Totals		
USHS Totals		

REGULAR SEASON

GP	TOI	G	A	PTS	+/-	PIM
23	n/a	1	3	4	n/a	6
38	n/a	0	4	4	n/a	12
26	n/a	0	2	2	n/a	10
64	...	0	6	6	...	22
23	...	1	3	4	...	6

PLAYOFFS

GP	G	A	PTS	PIM
...
...
...
...
...



DILLON HEATHERINGTON

DIH-luhn HEH-thuhr-ing-tuhn

POSITION

DEFENSE

SHOOTS

LEFT

DRAFTED

2013 (Round 2, 50th Overall)

HEIGHT

6-3

WEIGHT

215

DOB

05/09/95

BIRTHPLACE

CALGARY, ALBERTA

CAREER RECORD

YEAR	TEAM	LEAGUE
2010-11	Swift Current	WHL
2011-12	Swift Current	WHL
2012-13	Swift Current	WHL
2013-14	Swift Current	WHL
WHL Totals		

REGULAR SEASON

GP	TOI	G	A	PTS	+/-	PIM
1	n/a	0	0	0	0	0
57	n/a	2	8	10	2	63
71	n/a	4	23	27	25	80
70	n/a	6	29	35	24	63
199	...	12	60	72	51	206

PLAYOFFS

GP	G	A	PTS	PIM
...
...
5	0	3	3	0
6	0	1	1	8
11	0	4	4	8



JOONAS KORPISALO

YOH-nuhs kohr-pih-SAL-oh

POSITION

GOALTENDER

CATCHES

LEFT

DRAFTED

2012 (Round 3, 62nd Overall)

HEIGHT

6-2

WEIGHT

172

DOB

04/28/94

BIRTHPLACE

PORI, FINLAND

CAREER RECORD

YEAR	TEAM	LEAGUE
2010-11	Jokerit U18	Finland U18
2011-12	Jokerit Jr.	Finland Jr.
2012-13	Kiekko	Finland-2
2013-14	Jokerit U20	Finland U20
	Jokerit	Finland-1
	Kiekko	Finland-2
	Ilves U20	Finland U20
	Ilves	Finland-1
	LeKi	Finland-2
Finland-1 Totals		
Finland-2 Totals		
Finland U-20 Totals		
Finland Jr. Totals		
Finland U-18 Totals		

REGULAR SEASON

GP	W-L-OT	MIN	GA	SO	GAA
20	16-4-0	1200	53	0	2.55
38	28-11-0	2295	78	4	2.04
18	n/a	997	45	0	2.71
1	n/a	60	1	0	1.00
1	0-1-0	34	3	0	5.32
4	n/a	199	11	0	3.31
2	n/a	120	5	0	n/a
8	3-1-0	337	87	1	1.42
2	n/a	68	7	0	6.13
9	3-2-0	371	90	1	...
24	...	1264	63	0	...
3	...	180	6	0	...
38	28-11-0	2295	78	4	2.04
15	16-4-0	1200	53	0	2.55

PLAYOFFS

GP	W-L	MIN	GA	SO	GAA
8	5-3	460	22	0	2.87
4	3-1	270	8	1	1.77
...
...
...
...
...
...
...
...
...
...
4	3-1	270	8	1	1.77
8	5-3	460	22	0	2.87

IN THE SYSTEM



OLIVIER LEBLANC

OH-livv-EE-eh LEH-blahnk

POSITION

DEFENSE

SHOOTS

LEFT

DRAFTED

2014 (Round 7, 197th Overall)

HEIGHT

5-11

WEIGHT

164

DOB

2/17/96

BIRTHPLACE

QUEBEC CITY, QUEBEC

CAREER STATS

YEAR	TEAM
2012-13	Saint John
2013-14	Saint John
QMJHL Totals	

REGULAR SEASON

GP	TOI	G	A	PTS	+/-	PIM
60	n/a	4	14	18	-32	41
56	n/a	7	26	33	-15	58
116	...	11	40	51	-47	99

PLAYOFFS

GP	G	A	PTS	PIM
4	0	0	0	4
...
4	0	0	0	4



ELVIS MERZLIKINS

EHL-vihs muhrz-LIGH-kihns

POSITION

GOALTENDER

CATCHES

LEFT

DRAFTED

2014 (Round 3, 76th Overall)

HEIGHT

6-3

WEIGHT

187

DOB

04/13/94

BIRTHPLACE

RIGA, LATVIA

CAREER STATS

YEAR	TEAM
2013-14	Lugano
NLA Totals	

REGULAR SEASON

GP	W-L-OT	MIN	GA	SO	GAA
36	12-10-1	1269	45	1	2.13
36	12-10-1	1269	45	1	2.13

PLAYOFFS

GP	W-L	MIN	GA	SO	GAA
1	0-1	80	1	0	.75
1	0-1	80	1	0	.75



SONNY MILANO

SUHN-ee mih-LAH-noh

POSITION

LEFT WING

SHOOTS

LEFT

DRAFTED

2014 (Round 1, 16th Overall)

HEIGHT

6-1

WEIGHT

190

DOB

5/12/96

BIRTHPLACE

MASSAPEQUA, NEW YORK

CAREER STATS

YEAR	TEAM	LEAGUE
2011-12	Cleveland Barons	T1EHL
2012-13	USNDP Juniors	USHL
2013-14	USNDP Juniors	USHL
USHL Totals		
T1EHL Totals		

REGULAR SEASON

GP	TOI	G	A	PTS	+/-	PIM
40	n/a	44	43	87	n/a	10
38	n/a	10	12	22	-27	12
25	n/a	14	25	39	21	21
63	...	24	37	61	-6	33
40	n/a	44	43	87	n/a	10

PLAYOFFS

GP	G	A	PTS	PIM
...
...
...
...
...



NICK MOUTREY

NIHK MOO-tree

POSITION

RIGHT WING

SHOOTS

LEFT

DRAFTED

2013 (Round 4, 105th Overall)

HEIGHT

6-3

WEIGHT

218

DOB

06/24/95

BIRTHPLACE

TORONTO, ONTARIO

CAREER STATS

YEAR	TEAM	LEAGUE
2011-12	Saginaw	OHL
2012-13	Saginaw	OHL
2013-14	Saginaw	OHL
OHL Totals		

REGULAR SEASON

GP	TOI	G	A	PTS	+/-	PIM
66	n/a	2	7	9	-12	46
65	n/a	16	27	43	2	44
68	n/a	15	26	41	13	82
199	...	33	60	93	3	172

PLAYOFFS

GP	G	A	PTS	PIM
12	0	0	0	4
4	0	0	0	12
5	0	3	3	2
21	0	3	3	18



JULIEN PELLETIER

JOO-lee-ehn pell-TEE-ay

POSITION

LEFT WING

SHOOTS

LEFT

DRAFTED

2014 (Round 4, 107th Overall)

HEIGHT

5-11

WEIGHT

179

DOB

06/28/96

BIRTHPLACE

BUCKINGHAM, QUEBEC

CAREER STATS

YEAR	TEAM	LEAGUE
2011-12	Gatineau L'Intrepide	QMAAA
2012-13	Gatineau L'Intrepide	QMAAA
	Cape Breton	QMJHL
2013-14	Cape Breton	QMJHL
QMJHL Totals		
QMAAA Totals		

REGULAR SEASON

GP	TOI	G	A	PTS	+/-	PIM
39	n/a	6	18	24	n/a	28
34	n/a	23	20	43	n/a	44
7	n/a	1	0	1	-4	2
67	n/a	25	25	50	-8	28
74	...	26	25	51	-12	30
73	...	29	38	67	...	72

PLAYOFFS

GP	G	A	PTS	PIM
...
...
...
4	1	1	2	2
4	1	1	2	2
...



PETER QUENNEVILLE

PEET-uhr KWEHN-vihl

POSITION

CENTER

SHOOTS

RIGHT

DRAFTED

2013 (Round 7, 195th Overall)

HEIGHT

5-11

WEIGHT

185

DOB

03/09/94

BIRTHPLACE

EDMONTON, ALBERTA

CAREER STATS

YEAR	TEAM	LEAGUE
2010-11	Sherwood Park	AJHL
2011-12	Sherwood Park	AJHL
2012-13	Dubuque	USHL
2013-14	Quinnipiac	ECAC
	Brandon	WHL
NCAA Totals		
WHL Totals		
USHL Totals		
AJHL Totals		

REGULAR SEASON

GP	TOI	G	A	PTS	+/-	PIM
54	n/a	6	16	22	n/a	8
53	n/a	31	50	81	n/a	22
63	n/a	33	37	70	29	18
5	n/a	0	4	4	1	2
44	n/a	21	31	52	-11	10
5	...	0	4	4	1	2
44	...	21	31	52	-11	10
63	...	33	37	70	29	18
107	...	37	66	192	...	30

PLAYOFFS

GP	G	A	PTS	PIM
3	0	0	0	0
10	4	4	8	10
9	6	3	9	2
...
8	1	3	4	4
...
8	1	3	4	4
9	6	3	9	2
13	4	4	8	10

FUTURE BLUE JACKETS



MIKE REILLY

MIGHK RIGH-lee

POSITION

DEFENSE

SHOOTS

LEFT

DRAFTED

2011 (Round 4, 98th Overall)

HEIGHT

6-1

WEIGHT

170

DOB

07/13/93

BIRTHPLACE

CHANHASSEN, MINNESOTA

CAREER RECORD

YEAR	TEAM	LEAGUE
2010-11	Shattuck-St. Mary's	USHS
2011-12	Penticton	BCHL
2012-13	Minnesota	WCHA
2013-14	Minnesota	WCHA
NCAA Totals		
BCHL Totals		
USHS Totals		

REGULAR SEASON

GP	TOI	G	A	PTS	+/-	PIM
54	n/a	14	34	48	n/a	30
51	n/a	24	59	83	n/a	42
37	n/a	3	11	14	n/a	14
41	n/a	9	24	33	n/a	18
78	...	12	35	47	n/a	32
51	...	24	59	83	0	42
48	...	13	30	43	...	26

PLAYOFFS

GP	G	A	PTS	PIM
...
15	1	8	9	10
...
...
...
15	1	8	9	10
...



BLAKE SIEBENALER

BLAYK see-behn-AH-luhr

POSITION

DEFENSE

SHOOTS

RIGHT

DRAFTED

2014 (Round 3, 77th Overall)

HEIGHT

6-0

WEIGHT

199

DOB

2/27/96

BIRTHPLACE

TOLEDO, OHIO

CAREER RECORD

YEAR	TEAM	LEAGUE
2013-14	Niagara	OHL
OHL Totals		

REGULAR SEASON

GP	TOI	G	A	PTS	+/-	PIM
68	n/a	6	24	30	-16	24
68	n/a	6	24	30	-16	24

PLAYOFFS

GP	G	A	PTS	PIM
7	1	3	4	2
7	1	3	4	2



MARKUS SOBERG

MAHR-kuhs SHOH-buhrg

POSITION

RIGHT WING

SHOOTS

RIGHT

DRAFTED

2013 (Round 6, 165th Overall)

HEIGHT

6-0

WEIGHT

175

DOB

04/22/95

BIRTHPLACE

OSLO, NORWAY

CAREER RECORD

YEAR	TEAM	LEAGUE	GP	TOI	G	A	PTS	+/-	PIM	GP	G	A	PTS	PIM
2011-12	Frolunda Jr.	SWE Jr.	25	n/a	5	5	10	...	14
2012-13	Frolunda Jr.	SWE Jr.	36	n/a	10	16	26	29	20	6	5	1	6	4
2013-14	Frolunda Jr.	SWE Jr.	45	n/a	21	17	38	18	40	3	1	0	1	6
	Frolunda	SHL	1	n/a	0	0	0	...	0
SHL Totals			1	...	0	0	0	...	0
SWE Jr. Totals			106	...	36	38	74	47	74	9	6	1	7	10

REGULAR SEASON

PLAYOFFS



DANIEL ZAAR

DAN-yehl ZAHHR

POSITION

RIGHT WING

SHOOTS

RIGHT

DRAFTED

2011 (Round 6, 152nd Overall)

HEIGHT

5-11

WEIGHT

172

DOB

04/24/94

BIRTHPLACE

HELSINGBORG, SWEDEN

CAREER RECORD

YEAR	TEAM	LEAGUE	GP	TOI	G	A	PTS	+/-	PIM	GP	G	A	PTS	PIM
2010-11	Rogle Jr.	Swe- Jr.	26	n/a	3	3	6	n/a	14	3	0	0	0	0
	Rogle U-18	Swe U-18	23	n/a	16	18	34	n/a	4
2011-12	Rogle Jr.	Sweden Jr.	44	n/a	14	24	38	6	28	7	5	3	8	8
	Rogle U-18	Swe U-18	7	n/a	6	6	12	8	0
2012-13	Rogle	SEL	25	n/a	2	1	3	-4	0	7	1	0	1	2
	Karlskoga	Swe2	15	n/a	0	7	7	3	4	6	2	1	3	2
	Rogle Jr.	Swe-Jr.	17	n/a	11	8	19	7	6	1	0	0	0	2
2013-14	Rogle	Swe2	68	n/a	22	36	58	n/a	44
Sweden Jr. Totals			70	...	17	27	44	...	42	10	5	3	8	8
Sweden U-18 Totals			30	...	22	24	46	...	4

SPRINGFIELD FALCONS/AHL AFFILIATE



SPRINGFIELD FALCONS

MassMutual Center / 45 Falcons Way / Springfield, MA 01103

falconsahl.com / p: 413.739.4625 / f: 413.739.3389

DIRECTORY



JARED BEDNAR

Majority Owner Charles E. Pompea
President, Governor..... Sarah Pompea
General Manager Chris MacFarland
Director of Hockey Operations Bruce Landon
Head Coach Jared Bednar
Assistant Coach Nolan Pratt
Assistant Coach Toby Peterson
Video Coach..... Darryl Seward
Strength & Conditioning Coach Jeff Conkle
Head Athletic Trainer..... Tom Bourdon
Goaltending Consultant Manny Legace
Equipment Manager Ralph Calvanese

Assistant Equipment Manager Bryan Donze
Vice President, Business Development..... Chris Thompson
Director, Finance/Controller Courtney Hersom
Manager, Business Development..... Steve Kunsey
Manager, Media and Community Relations Megan Cahill
Manager, Broadcasting Andy Zilch
Manager, Client Services..... Brynn Frazier
Coordinator, Creative Services & Game Presentation. Luke Pawlak
Coordinator, Marketing & Merchandise..... Mike Gabis
Coordinator, Ticket Operations and Fan Services Marija Ward
Home Arena MassMutual Center
Capacity..... 6,789

Jared Bednar is in his first season as the head coach of the Springfield Falcons after spending two seasons as an assistant coach. Last season, he helped lead the Falcons to a 47-23-1-5 record, setting a new franchise record for regular season wins. The team also set a new record with a .658 points percentage and tied the all-time team mark with 100 points.

Prior to joining the Falcons in 2012, Bednar led the Peoria Rivermen to two winning seasons in 2010-11 and 2011-12.

The Yorkton, Saskatchewan native was also part of the coaching staff for the Carolina Stingrays of the ECHL, where he spent the majority of his final six campaigns as a player. He joined the Stingrays staff in 2002 as an assistant coach. After five seasons, he took over as head coach in 2007-08 and led the team to a Kelly Cup victory in 2008-09.

As a defenseman, Bednar played for four clubs in the Western Hockey League from 1990-93 and then played professionally in the AHL, ECHL and International Hockey League from 1993-02.

2014-15 SCHEDULE

OCT	DAY	OPPONENT	DEC	DAY	OPPONENT	FEB	DAY	OPPONENT
11	Sat.	at Syracuse	12	Fri.	at Norfolk	20	Fri.	at Norfolk
17	Fri.	at Syracuse	13	Sat.	at Norfolk	21	Sat.	at Norfolk
18	Sat.	HERSHEY	19	Fri.	at Binghamton	22	Sun.	ALBANY
19	Sun.	at Bridgeport	20	Sat.	at Hershey	27	Fri.	BRIDGEPORT
24	Fri.	at WB-Scranton	26	Fri.	at Hartford	28	Sat.	BRIDGEPORT
25	Sat.	NORFOLK	27	Sat.	at Albany			
26	Sun.	SYRACUSE	28	Sun.	SYRACUSE			
29	Wed.	at Albany						
NOV	DAY	OPPONENT	JAN	DAY	OPPONENT	MAR	DAY	OPPONENT
1	Sat.	PROVIDENCE	2	Fri.	at Portland	1	Sun.	at Portland
2	Sun.	at Bridgeport	3	Sat.	WORCESTER	7	Sat.	at Providence
5	Wed.	ST. JOHN'S	4	Sun.	MANCHESTER	8	Sun.	WB-SCRANTON
7	Fri.	ST. JOHN'S	9	Fri.	at Providence	13	Fri.	HARTFORD
8	Sat.	at Manchester	10	Sat.	HARTFORD	14	Sat.	PROVIDENCE
11	Tue.	WORCESTER	11	Sun.	ALBANY	15	Sun.	at Albany
14	Fri.	at Providence	14	Wed.	at Albany	20	Fri.	BRIDGEPORT
15	Sat.	at Worcester	18	Sun.	BINGHAMTON	21	Sat.	HARTFORD
16	Sun.	at Bridgeport	23	Fri.	at Hartford	22	Sun.	SYRACUSE
21	Fri.	BRIDGEPORT	24	Sat.	PROVIDENCE	27	Fri.	WORCESTER
22	Sat.	PROVIDENCE	30	Fri.	WB-SCRANTON	28	Sat.	HARTFORD
23	Sun.	at Providence	31	Sat.	at Hartford	29	Sun.	at Worcester
26	Wed.	at Lehigh Valley						
28	Fri.	at Worcester						
29	Sat.	MANCHESTER						
DEC	DAY	OPPONENT	FEB	DAY	OPPONENT	APR	DAY	OPPONENT
5	Fri.	NORFOLK	3	Tue.	at WB-Scranton	1	Wed.	at Bridgeport
6	Sat.	at Hartford	6	Fri.	ALBANY	3	Fri.	ALBANY
10	Wed.	SYRACUSE	7	Sat.	at Syracuse	4	Sat.	PORTLAND
			8	Sun.	at Providence	10	Fri.	at Hartford
			13	Fri.	at Manchester	11	Sat.	at Syracuse
			14	Sat.	PROVIDENCE	17	Fri.	at St. John's
			15	Sun.	LEHIGH VALLEY	18	Sat.	at St. John's

FINAL AHL STANDINGS

EASTERN CONFERENCE

ATLANTIC	GP	W	L	OTL	SOL	GF	GA	PTS
MANCHESTER	76	48	19	3	6	244	188	105
ST. JOHN'S	76	46	23	2	5	258	207	99
PROVIDENCE	76	40	25	2	9	233	210	91
WORCESTER	76	36	34	4	2	189	226	78
PORTLAND	76	24	39	3	10	222	284	61

NORTHEAST	GP	W	L	OTL	SOL	GF	GA	PTS
SPRINGFIELD	76	47	23	1	5	247	212	100
ALBANY	76	40	23	5	8	220	220	93
HARTFORD	76	37	32	1	6	202	202	81
ADIRONDACK	76	30	38	2	6	182	225	68
BRIDGEPORT	76	28	40	2	6	183	238	64

EAST	GP	W	L	OTL	SOL	GF	GA	PTS
BINGHAMTON	76	44	24	3	5	276	232	96
W-B/SCRANTON	76	42	26	3	5	206	185	92
NORFOLK	76	40	26	3	7	201	192	90
HERSHEY	76	39	27	5	5	221	213	88
SYRACUSE	76	31	32	4	9	198	232	75

WESTERN CONFERENCE

NORTH	GP	W	L	OTL	SOL	GF	GA	PTS
TORONTO	76	45	25	2	4	223	202	96
ROCHESTER	76	37	28	6	5	216	217	85
UTICA	76	35	32	5	4	187	216	79
LAKE ERIE	76	32	33	1	10	197	232	75
HAMILTON	76	33	35	1	7	182	224	74

MIDWEST	GP	W	L	OTL	SOL	GF	GA	PTS
CHICAGO	76	45	21	5	5	239	191	100
GRAND RAPIDS	76	46	23	2	5	238	187	99
MILWAUKEE	76	39	24	6	7	215	199	91
ROCKFORD	76	35	32	5	4	234	262	79
IOWA	76	27	36	7	6	169	235	6

WEST	GP	W	L	OTL	SOL	GF	GA	PTS
TEXAS	76	48	18	3	7	274	197	106
ABBOTSFORD	76	43	25	5	3	237	215	94
OKLAHOMA CITY	76	36	29	2	9	239	256	83
CHARLOTTE	76	37	36	1	2	228	241	77
SAN ANTONIO	76	30	37	3	6	206	235	69

2013-14 FINAL STATISTICS

NO.	PLAYER	POS	GP	G	A	PTS	+/-	PIM	PPG	SHG	PT/G	PIMPG	SOG
11	Carter Camper (total)	C	60	12	39	51	-4	24	5	0	0.85	0.4	128
	Providence	C	41	8	23	31	-2	16	4	0	0.76	0.39	97
	Springfield	C	19	4	16	20	-2	8	1	0	1.05	0.42	31
16	Michael Chaput	C	55	19	26	45	-4	51	8	1	0.82	0.93	102
17	Sean Collins	LW	67	16	25	41	9	34	5	0	0.61	0.51	129
18	Jonathan Marchessault	LW	56	14	27	41	-7	51	7	0	0.73	0.91	172
6	Tim Erixon	D	40	5	33	38	-4	16	3	0	0.95	0.4	96
8	Patrick McNeill	D	63	11	26	37	0	46	6	0	0.59	0.73	107
12	Ryan Craig	LW	55	18	15	33	-5	52	6	0	0.60	0.95	88
14	Dana Tyrell (total)	LW	63	15	18	33	0	20	2	2	0.52	0.32	96
	Syracuse	LW	44	9	12	21	-4	20	1	2	0.48	0.45	71
	Springfield	LW	19	6	6	12	4	0	1	0	0.63	0.38	25
39	Jean-Francois Jacques	LW	52	15	17	32	-1	20	4	0	0.62	0.38	73
19	Darryl Boyce	C	63	15	17	32	9	100	3	3	0.51	1.59	82
24	Andrew Joudrey	C	67	12	20	32	-8	38	4	2	0.48	0.57	93
27	Cody Goloubef	D	62	7	21	28	9	98	2	0	0.45	1.58	113
20	Matt Taormina (total)	D	58	9	17	26	-3	22	5	0	0.45	0.38	101
	Syracuse	D	41	6	12	18	-5	20	3	0	0.44	0.49	81
	Springfield	D	17	3	5	8	2	2	2	0	0.47	0.12	20
32	Frederic St. Denis	D	60	9	17	26	16	32	4	0	0.43	0.53	103
25	Dallas Jackson (total)	D	57	3	22	25	-15	38	0	0	0.44	0.67	89
	Bridgeport	D	53	3	21	24	-15	36	0	0	0.45	0.68	85
	Springfield	D	4	0	1	1	0	2	0	0	0.25	0.50	4
15	Jack Skille	RW	22	13	11	24	3	9	2	0	1.09	0.41	82
21	Jake Hansen	C	69	11	13	24	11	26	0	3	0.35	0.38	95
10	Spencer Machacek	RW	34	9	10	19	4	24	2	0	0.56	0.71	76
7	Denny Urban	D	43	2	17	19	7	10	1	0	0.44	0.23	106
26	Cody Bass	RW	58	8	10	18	2	132	0	1	0.31	2.28	66
7	Blake Parlett	D	37	4	14	18	-3	22	2	0	0.49	0.59	46
40	Alex Aleardi	RW	41	7	9	16	6	18	0	0	0.39	0.44	60
22	Paul Thompson (total)	RW	69	8	7	15	-7	100	1	0	0.22	1.45	129
	Wilkes-Barre/Scranton	RW	39	4	3	7	-8	50	1	0	0.18	1.28	86
	Springfield	RW	30	4	4	8	1	50	0	0	0.27	1.67	43
28	Lukas Sedlak	C	54	8	6	14	-1	26	0	0	0.26	0.48	61
9	Tim Miller	RW	21	1	9	10	2	32	0	0	0.48	1.52	22
33	Dalton Smith	LW	50	4	5	9	-8	99	0	0	0.18	1.98	45
13	Trent Vogelhuber	RW	30	1	8	9	1	19	0	0	0.3	0.63	30
5	Austin Madaisky	D	38	4	4	8	3	10	0	0	0.21	0.26	60
14	Broc Little	LW	20	3	5	8	2	8	0	0	0.4	0.4	28
10	Marko Dano	C	10	2	4	6	-2	4	2	0	0.6	0.4	25
4	Will Weber	D	63	1	4	5	-7	100	0	0	0.08	1.59	50
3	Ilari Melart	D	31	1	2	3	-4	30	0	0	0.1	0.97	27
34	Dalton Prout	D	15	0	3	3	-2	11	0	0	0.2	0.73	15
25	Ryley Grantham	LW	6	0	2	2	1	19	0	0	0.33	3.17	1
37	Thomas Larkin	D	19	0	2	2	8	48	0	0	0.11	2.53	23
3	Mike Banwell	D	2	0	0	0	2	0	0	0	0	0	1
18	T.J. Tynan	C	3	0	0	0	1	2	0	0	0	0.67	2
20	Jeremy Langlois	RW	5	0	0	0	-4	0	0	0	0	0	4

NO.	GOALIE	GP	MIN	GA	SO	GAA	W	L	SOL	SA	SVS	SV%
35	Anton Forsberg	4	212:02:00	4	0	1.13	3	0	0	94	90	0.957
29	Mike McKenna	36	2105:49:00	89	3	2.54	22	10	1	989	900	0.91
30	Jeremy Smith	38	2178:47:00	101	1	2.78	21	14	3	990	889	0.898
1	Mike Clemente	2	125:00:00	6	0	2.88	1	0	1	56	50	0.893

KALAMAZOO WINGS/ECHL AFFILIATE



KALAMAZOO WINGS

Wings Stadium / 3620 Vanrick Drive / Kalamazoo, MI 49001

kwings.com / p: 269.349.9772 / f: 269.349.6584

DIRECTORY



NICK BOOTLAND

General Manager/Alternate Governor Jim Burlew
Director of Hockey Operations, Head Coach Nick Bootland
Assistant coach Colin Chaulk
Equipment Manager TBA
Athletic Trainer Scott Allison, ATC
Director of Public Relations/Broadcasting Mike Modugno
Office Manager Keli Ekola
Video Producer Matt Valinski

Game Day Operations Sara Cox
Mascot/Community Relations Coordinator Brandon Nelson
Senior Sales Manager Chuck Gower
Sales Manager Kara Hillstead
Home Arena Wings Stadium
Capacity 5,113
Flagship Internet Station www.kwings.com

Nick Bootland is in his seventh season as the director of hockey operations / head coach of the Kalamazoo Wings, having guided the K-Wings to four ECHL North Division crowns in the past five seasons.

Guiding the K-Wings to five playoff appearances in his six years as head coach overall, five seasons in the ECHL and one in the International Hockey League, Bootland has already won a team record 240 games which doesn't include the playoffs. In the postseason, Bootland has won 26 games and has helped the K-Wings reach the league's semi-finals in three of his five playoff appearances. All of Bootland's 426 games as a head coach have been behind the K-Wings bench.

Prior to his coaching career, Bootland played 10 seasons professionally, including four with Kalamazoo. The team captain for his final three seasons with the K-Wings, Bootland joined Ron Wilson, Scott Robinson and Derrick Smith as the only member of the K-Wings to earn that honor for three straight years.

2014-15 SCHEDULE

OCT	DAY	OPPONENT	DEC	DAY	OPPONENT	FEB	DAY	OPPONENT
17	Fri.	at Elmira	27	Sat.	at Toledo	25	Wed.	at Indianapolis
18	Sat.	at Elmira	31	Wed.	CINCINNATI	27	Fri.	TOLEDO
22	Wed.	at Indianapolis				28	Sat.	at Toledo
24	Fri.	FORT WAYNE	JAN	DAY	OPPONENT	MAR	DAY	OPPONENT
25	Sat.	at Cincinnati	2	Fri.	CINCINNATI	1	Sun.	at Toledo
31	Fri.	at Fort Wayne	3	Sat.	at Evansville	4	Wed.	at Evansville
			9	Fri.	at Toledo	6	Fri.	at Fort Wayne
			10	Sat.	CINCINNATI	7	Sat.	FORT WAYNE
			16	Fri.	CINCINNATI	8	Sun.	INDIANAPOLIS
			17	Sat.	FORT WAYNE	13	Fri.	at Wheeling
			18	Sun.	at Fort Wayne	14	Sat.	at Reading
			23	Fri.	at Toledo	15	Sun.	at Reading
			24	Sat.	at Cincinnati	17	Wed.	INDIANAPOLIS
			25	Sun.	ELMIRA	20	Fri.	FORT WAYNE
			30	Fri.	WHEELING	21	Sat.	at Toledo
			31	Sat.	WHEELING	27	Fri.	at Colorado
						28	Sat.	at Colorado
						29	Sun.	at Colorado
NOV	DAY	OPPONENT	FEB	DAY	OPPONENT	APR	DAY	OPPONENT
1	Sat.	at Fort Wayne	4	Wed.	at Cincinnati	3	Fri.	TOLEDO
7	Fri.	ELMIRA	6	Fri.	FORT WAYNE	4	Sat.	WHEELING
8	Sat.	ELMIRA	7	Sat.	at Fort Wayne	8	Wed.	at Indianapolis
12	Wed.	FORT WAYNE	13	Fri.	at Florida	10	Fri.	FORT WAYNE
14	Fri.	READING	14	Sat.	at Florida	11	Sat.	TOLEDO
15	Sat.	READING	15	Sun.	at Orlando			
21	Fri.	at Fort Wayne	18	Wed.	GWINNETT			
22	Sat.	at Cincinnati	20	Fri.	READING			
28	Fri.	FORT WAYNE	21	Sat.	EVANSVILLE			
29	Sat.	TOLEDO	22	Sun.	WHEELING			
30	Sun.	ORLANDO						
DEC	DAY	OPPONENT						
3	Wed.	FLORIDA						
5	Fri.	at Evansville						
6	Sat.	at Cincinnati						
10	Wed.	GWINNETT						
12	Fri.	TOLEDO						
13	Sat.	at Toledo						
19	Fri.	FORT WAYNE						
20	Sat.	TOLEDO						

FINAL ECHL STANDINGS

EASTERN CONFERENCE

ATLANTIC	GP	W	L	OTL	SOL	GF	GA	PTS
READING	72	46	22	2	2	229	182	96
WHEELING	72	39	27	1	5	216	196	84
ELMIRA	72	24	40	3	5	176	252	56
NORTH	GP	W	L	OTL	SOL	GF	GA	PTS
KALAMAZOO	72	42	22	3	5	224	197	92
CINCINNATI	72	41	23	4	4	247	204	90
FORT WAYNE	72	36	24	7	5	215	215	84
EVANSVILLE	72	31	30	4	7	226	237	73
TOLEDO	72	21	44	4	3	193	268	49
SOUTH	GP	W	L	OTL	SOL	GF	GA	PTS
SOUTH CAROLINA	72	43	23	2	4	197	173	92
ORLANDO	72	43	24	2	3	225	219	91
GREENVILLE	72	39	27	2	4	220	208	84
FLORIDA	72	37	27	3	5	240	222	82
GWINNETT	72	29	38	3	2	203	227	63

WESTERN CONFERENCE

MOUNTAIN	GP	W	L	OTL	SOL	GF	GA	PTS
ALASKA	71	45	19	3	4	243	164	97
UTAH	71	38	24	3	6	187	173	85
IDAHO	72	39	26	3	4	223	212	85
COLORADO	71	33	26	7	5	211	218	78
PACIFIC	GP	W	L	OTL	SOL	GF	GA	PTS
ONTARIO	71	44	20	3	4	215	191	95
BAKERSFIELD	72	36	30	2	4	197	202	78
STOCKTON	72	33	31	2	6	224	235	74
LAS VEGAS	72	20	44	4	4	174	248	48



★ **COLUMBUS BLUE JACKETS** ★
SEASON IN REVIEW



FINAL NHL STANDINGS/LEADERS

EASTERN CONFERENCE

ATLANTIC	RK	GP	W	L	OT	GF	GA	PTS
BOSTON	1	82	54	19	9	261	177	117
TAMPA BAY	3	82	46	27	9	240	215	101
MONTREAL	4	82	46	28	8	215	204	100
DETROIT	8	82	39	28	15	222	230	93
OTTAWA	11	82	37	31	14	236	265	88
TORONTO	12	82	38	36	8	231	256	84
FLORIDA	15	82	29	45	8	196	268	66
BUFFALO	16	82	21	51	10	157	248	52
METROPOLITAN	RK	GP	W	L	OT	GF	GA	PTS
PITTSBURGH	2	82	51	24	7	249	207	109
NY RANGERS	5	82	45	31	6	218	193	96
PHILADELPHIA	6	82	42	30	10	236	235	94
COLUMBUS	7	82	43	32	7	231	216	93
WASHINGTON	9	82	38	30	14	235	240	90
NEW JERSEY	10	82	35	29	18	197	208	88
CAROLINA	13	82	36	35	11	207	230	83
NY ISLANDERS	14	82	34	37	11	225	267	79

WESTERN CONFERENCE

CENTRAL	RK	GP	W	L	OT	GF	GA	PTS
COLORADO	2	82	52	22	8	250	220	112
ST. LOUIS	3	82	52	23	7	248	191	111
CHICAGO	5	82	46	21	15	267	220	107
MINNESOTA	7	82	43	27	12	207	206	98
DALLAS	8	82	40	31	11	235	228	91
NASHVILLE	10	82	38	32	12	216	242	88
WINNIPEG	11	82	37	35	10	227	237	84
PACIFIC	RK	GP	W	L	OT	GF	GA	PTS
ANAHEIM	1	82	54	20	8	266	209	116
SAN JOSE	4	82	51	22	9	249	200	111
LOS ANGELES	6	82	46	28	8	206	174	100
PHOENIX	9	82	37	30	15	216	231	89
VANCOUVER	12	82	36	35	11	196	223	83
CALGARY	13	82	35	40	7	209	241	77
EDMONTON	14	82	29	44	9	203	270	67

2013-14 NHL LEADERS

INDIVIDUAL SCORING LEADERS

PLAYER	TEAM	GP	G	A	P	+/-	PIM	PP	SH	GW	S	S%
SIDNEY CROSBY	PIT	80	36	68	104	18	46	11	0	5	259	13.9
RYAN GETZLAF	ANA	77	31	56	87	28	31	5	0	7	204	15.2
CLAUDE GIROUX	PHI	82	28	58	86	7	46	7	0	7	223	12.6
TYLER SEGUIN	DAL	80	37	47	84	16	18	11	0	8	294	12.6
COREY PERRY	ANA	81	43	39	82	32	65	8	0	9	280	15.4
PHIL KESSEL	TOR	82	37	43	80	-5	27	8	0	6	305	12.1
TAYLOR HALL	EDM	75	27	53	80	-15	44	7	0	1	250	10.8
ALEX OVECHKIN	WSH	78	51	28	79	-35	48	24	0	10	386	13.2
JOE PAVELSKI	SJS	82	41	38	79	23	32	16	1	3	225	18.2
JAMIE BENN	DALLAS	81	34	45	79	21	64	5	1	3	279	12.2
NICKLAS BACKSTROM	DAL	82	18	61	79	-20	54	6	1	1	196	9.2
PATRICK SHARP	CHI	82	34	44	78	13	40	10	0	3	313	10.9
JOE THORNTON	SJS	82	11	65	76	20	32	2	0	3	122	9.0
ERIK KARLSSON	OTT	82	20	54	74	-15	36	5	0	1	257	7.8
EVGENI MALKIN	PIT	60	23	49	72	10	62	7	0	3	191	12.0
PATRICK MARLEAU	SJS	82	33	37	70	0	18	11	2	4	285	11.6
ANZE KOPITAR	LAK	82	29	41	70	34	24	10	0	9	200	14.5
MATT DUCHENE	COL	71	23	47	70	8	19	5	0	6	217	10.6
MARTIN ST LOUIS	TBL-NYR	81	30	39	69	13	10	9	1	5	204	14.7
PATRICK KANE	CHI	69	29	40	69	7	22	10	0	6	227	12.8
BLAKE WHEELER	WPG	82	28	41	69	4	63	8	0	4	225	12.4
KYLE OKPOSO	NYI	71	27	42	69	-9	51	5	0	4	195	13.8
DAVID KREJCI	BOS	80	19	50	69	39	28	3	0	6	169	11.2

DEFENSEMEN SCORING LEADERS

PLAYER	TEAM	GP	G	A	P	+/-	PIM	PP	SH	GW	S	S%
ERIK KARLSSON	OTT	82	20	54	74	-15	36	5	0	1	257	7.8
DUNCAN KEITH	CHI	79	6	55	61	22	28	3	0	3	198	3.0
SHEA WEBER	NSH	79	23	33	56	-2	52	12	0	4	195	11.8
DUSTIN BYFUGLIEN	WPG	78	20	36	56	-20	86	8	0	1	256	7.8
VICTOR HEDMAN	TBL	75	13	42	55	5	53	3	0	2	170	7.6
P.K. SUBBAN	MTL	82	10	43	53	-4	81	4	0	1	204	4.9
KEITH YANDLE	PHX	82	8	45	53	-23	63	3	0	2	241	3.3
ALEX PIETRANGELO	STL	81	8	43	51	20	32	2	0	1	164	4.9
JAMES WISNIEWSKI	CBJ	75	7	44	51	0	61	3	0	1	166	4.2
NIKLAS KRONWALL	DET	79	8	41	49	0	44	5	0	0	110	7.3
MARK GIORDANO	CGY	64	14	33	47	12	63	7	0	2	180	7.8
MATT NISKANEN	PIT	81	10	36	46	33	51	3	0	6	162	6.2
KEVIN SHATTENKIRK	STL	81	10	35	45	1	38	7	0	5	188	5.3
OLIVER EKMAN-LARSSON	PHX	80	15	29	44	-4	50	8	0	6	199	7.5
ANDREJ SEKERA	CAR	74	11	33	44	4	20	4	1	1	142	7.7
MARK STREIT	PHI	82	10	34	44	3	44	4	0	2	121	8.3
RYAN MCDONAGH	NYR	77	14	29	43	11	36	2	3	4	177	7.9
RYAN SUTER	MIN	82	8	35	43	15	34	3	0	0	150	5.3
ANDREI MARKOV	MTL	81	7	36	43	12	34	2	1	1	131	5.3

GOALS

PLAYER	TEAM	GP	G
A. OVECHKIN	WSH	78	51
C. PERRY	ANA	81	43
J. PAVELSKI	SJS	82	41
M. PACIORETTY	MTL	73	39
T. SEGUIN	DAL	80	37
P. KESSEL	TOR	82	37
S. CROSBY	PIT	80	36
C. KUNITZ	PIT	78	35
J. BENN	DAL	81	34
P. SHARP	CHI	82	34
P. MARLEAU	SJS	82	33
R. JOHANSEN	CBJ	82	33
A. STEEN	STL	68	33
J. SKINNER	CAR	71	33
R. GETZLAF	ANA	77	31

ASSISTS

PLAYER	TEAM	GP	A
S. CROSBY	PIT	80	68
J. THORNTON	SJS	82	65
N. BACKSTROM	WSH	82	61
C. GIROUX	PHI	82	58
R. GETZLAF	ANA	77	56
D. KEITH	CHI	79	55
E. KARLSSON	OTT	82	54
T. HALL	EDM	75	53
D. KREJCI	BOS	80	50
E. MALKIN	PIT	60	49
T. SEGUIN	DAL	80	47
M. DUCHENE	COL	71	47
J. BENN	DAL	81	45
K. YANDLE	PHX	82	45
P. SHARP	CHI	82	44
J. WISNIEWSKI	CBJ	75	44

+/- RATING

PLAYER	TEAM	GP	+/-
D. KREJCI	BOS	80	39
P. BERGERON	BOS	80	38
B. MARCHAND	BOS	82	36
A. KOPITAR	LAK	82	34
J. IGINLA	BOS	78	34
M. NISKANEN	PIT	81	33
C. PERRY	ANA	81	32
O. PALAT	TBL	81	32
M-E. VLASIC	SJS	81	31
J. BOYCHUK	BOS	75	31
M. LUCIC	BOS	80	30
H. LINDHOLM	ANA	78	29
R. GETZLAF	ANA	77	28
M. HOSSA	CHI	72	28
J. SCHWARTZ	STL	80	28
R. SMITH	BOS	82	28

POWER PLAY POINTS

PLAYER	TEAM	GP	PPP
N. BACKSTROM	WSH	82	44
A. OVECHKIN	WSH	78	39
S. CROSBY	PIT	80	38
C. GIROUX	PHI	82	37
J. PAVELSKI	SJS	82	31
E. KARLSSON	OTT	82	31
K. YANDLE	PHX	82	31
E. MALKIN	PIT	60	30
J. WISNIEWSKI	CBJ	75	28
J. NEAL	PIT	59	26
S. WEBER	NSH	79	26
D. BYFUGLIEN	WPG	78	26
K. SHATTENKIRK	STL	81	26

POWER PLAY GOALS

PLAYER	TEAM	GP	PPG
A. OVECHKIN	WSH	78	24
J. PAVELSKI	SJS	82	16
W. SIMMONDS	PHI	82	15
Z. PARISE	MIN	67	14
C. KUNITZ	PIT	78	13
S. WEBER	NSH	79	12
T. BROUWER	WSH	82	12
S. CROSBY	PIT	80	11
T. SEGUIN	DAL	80	11
P. MARLEAU	SJS	82	11
J. NEAL	PIT	59	11
J. SKINNER	CAR	71	11

POWER PLAY ASSISTS

PLAYER	TEAM	GP	PPG
N. BACKSTROM	WSH	82	38
C. GIROUX	PHI	82	30
K. YANDLE	PHX	82	28
S. CROSBY	PIT	80	27
E. KARLSSON	OTT	82	26
J. WISNIEWSKI	CBJ	75	25
E. MALKIN	PIT	60	23
N. KRONWALL	DET	79	20
K. TIMONEN	PHI	77	19
A. MARKOV	MTL	81	19
P.K. SUBBAN	MTL	82	19
K. SHATTENKIRK	STL	81	19

SHORTHANDED POINTS

PLAYER	TEAM	GP	SHPP
V. HEDMAN	TBL	75	6
P. ELIAS	NJD	65	6
T. JOHNSON	TBL	82	6
S. COUTURIER	PHI	82	5
L. STEMPIAK	PIT	73	5
A. COGLIANO	ANA	82	5
J. TOEWS	CHI	76	5
A. HENRIQUE	NJD	77	5
B. MARCHAND	BOS	82	5

SHORTHANDED GOALS

PLAYER	TEAM	GP	SHG
B. MARCHAND	BOS	82	5
T. JOHNSON	TBL	82	5
M. BACKLUND	CGY	76	4
J. READ	PHI	75	4
A. VERMETTE	PHX	82	3
T. PLEKANEC	MTL	81	3
M. GRABNER	NYI	64	3
B. SUTTER	PIT	81	3
J. SCHWARTZ	STL	80	3
M. HOSSA	CHI	72	3
C. CLUTTERBUCK	NYI	73	3
R. MCDONAGH	NYR	77	3

SHORTHANDED ASSISTS

PLAYER	TEAM	GP	SHA
V. HEDMAN	TBL	75	6
S. COUTURIER	PHI	82	4
P. ELIAS	NJD	65	4
J. BOYCHUK	BOS	75	3
M. GIORDANO	CGY	64	3
L. KORPIKOSKI	PHX	64	3
D. STEPAN	NYR	82	3
S. KOIVU	ANA	65	3
N. HJALMARSSON	CHI	81	3
J. STAAL	CAR	82	3
P. BYRON	CGY	47	3
L. STEMPIAK	PIT	73	3

GAME-WINNING GOALS

PLAYER	TEAM	GP	GWG
M. PACIORETTY	MTL	73	11
A. OVECHKIN	WSH	78	10
R. NASH	NYR	65	9
A. STEEN	STL	68	9
C. PERRY	ANA	81	9
A. KOPITAR	LAK	82	9

SHOTS

PLAYER	TEAM	GP	SHOTS
A. OVECHKIN	WSG	78	386
P. SHARP	CHI	82	313
P. KESSEL	TOR	82	305
T. SEGUIN	DAL	80	294
P. MARLEAU	SJS	82	285
C. PERRY	ANA	81	280

SHOOTING PERCENTAGE

PLAYER	TEAM	GP	G	S	S%
T. BOZAK	TOR	58	19	90	21.1
S. STAMKOS	TBL	37	25	124	20.2
V. FILPPULA	TBL	75	25	131	19.1
G. NYQUIST	DET	57	28	153	18.3
J. PAVELSKI	SJS	82	41	225	18.2

* MINIMUM 82 SHOTS

INDIVIDUAL ROOKIE LEADERS

GOALS

PLAYER	TEAM	GP	G
T. JOHNSON	TBL	82	24
N. MACKINNON	COL	82	24
O. PALAT	TBL	81	23
S. MONAHAN	CGY	75	22
C. KREIDER	NYR	66	17
B. JENNER	CBJ	72	16
N. BJUGSTAD	FLA	76	16
T. HERTL	SJS	37	15
B. NELSON	NYI	72	14
V. NICHUSHKIN	DAL	79	14
T. KRUG	BOS	79	14
J. FONTAINE	MIN	66	13
B. PIRRI	FLA	49	13
M. SCHEIFELE	WPG	63	13
A. CHIASSON	DAL	79	13

ASSISTS

PLAYER	TEAM	GP	A
N. MACKINNON	COL	82	39
O. PALAT	TBL	81	36
T. KRUG	BOS	79	26
T. JOHNSON	TBL	82	26
M. RIELLY	TOR	73	25
H. LINDHOLM	ANA	78	24
E. GELINAS	NJD	60	22
A. CHIASSON	DAL	79	22
N. BJUGSTAD	FLA	76	22
M. SCHEIFELE	WPG	63	21
O. MAATTA	PIT	78	20
V. NICHUSHKIN	DAL	79	20
C. KREIDER	NYR	66	20

+/- RATING

PLAYER	TEAM	GP	+/-
O. PALAT	TBL	81	32
H. LINDHOLM	ANA	78	29
T. JOHNSON	TBL	82	23
T. TOFFOLI	LAK	62	21
K. MILLER	BOS	47	20
V. NICHUSHKIN	DAL	79	20
N. MACKINNON	COL	82	20
T. KRUG	BOS	79	18
E. HAULA	MIN	46	14
C. KREIDER	NYR	66	14
T. HERTL	SJS	37	11
P. MAROON	ANA	62	11
M. BARBERIO	TBL	49	10
D. DEKEYSER	DET	65	10

POWER PLAY POINTS

PLAYER	TEAM	GP	PPP
T. KRUG	BOS	79	19
E. GELINAS	NJD	60	17
N. MACKINNON	COL	82	17
A. CHIASSON	DAL	79	13
M. RIELLY	TOR	73	12
C. KREIDER	NYR	66	12
O. PALAT	TBL	81	11
T. JOHNSON	TBL	82	10
S. JONES	NSH	77	9

POWER PLAY GOALS

PLAYER	TEAM	GP	PPG
N. MACKINNON	COL	82	8
C. KREIDER	NYR	66	6
A. CHIASSON	DAL	79	6
T. KRUG	BOS	79	6
T. JOHNSON	TBL	82	5
E. GELINAS	NJD	60	5
B. JENNER	CBJ	72	4
R. STROME	NYI	37	4
E. LINDHOLM	CAR	58	4

POWER PLAY ASSISTS

PLAYER	TEAM	GP	PPA
T. KRUG	BOS	79	13
E. GELINAS	NJD	60	12
M. RIELLY	TOR	73	11
N. MACKINNON	COL	82	9
O. PALAT	TBL	81	8
S. JONES	NSH	77	7
A. CHIASSON	DAL	79	7
R. SPOONER	BOS	23	6
C. KREIDER	NYR	66	6

SHORTHANDED POINTS

PLAYER	TEAM	GP	SHP
T. JOHNSON	TBL	82	6
O. PALAT	TBL	81	4
A. SUSTR	TBL	43	2
N. BJUGSTAD	FLA	76	2
Z. GIRGENSONS	BUF	70	2

SHORTHANDED GOALS

PLAYER	TEAM	GP	SHG
T. JOHNSON	TBL	82	5
O. PALAT	TBL	81	2
E. HAULA	MIN	46	1
E. KUZNETSOV	WSH	17	1
Q. HOWDEN	FLA	16	1
V. TROCHECK	FLA	20	1
M. GRANLUND	CGY	7	1
O. MAATTA	PIT	78	1

SHORTHANDED ASSISTS

PLAYER	TEAM	GP	SHA
A. SUSTR	TBL	43	2
O. PALAT	TBL	82	2
C. ROBAK	FLA	16	1
M. EKHOLM	NSH	62	1
L. VEY	LAK	18	1
A. URBOM	WSH	20	1
M. MARINCIN	EDM	44	1
B. GIBBONS	PIT	41	1

GAME-WINNING GOALS

PLAYER	TEAM	GP	GWG
T. TOFFOLI	LAK	62	5
B. JENNER	CBJ	72	5
N. MACKINNON	COL	82	5
N. BJUGSTAD	FLA	76	4
A. CHIASSON	DAL	79	4
T. JOHNSON	TBL	82	4

SHOTS

PLAYER	TEAM	GP	S
N. MACKINNON	COL	82	241
N. BJUGSTAD	FLA	76	185
T. KRUG	BOS	79	183
T. JOHNSON	TBL	82	181
O. PALAT	TBL	81	165

SHOOTING PERCENTAGE

PLAYER	TEAM	GP	G	S	S%
S. MONAHAN	CGY	75	22	140	15.7
T. HERTL	SJS	37	15	98	15.3
O. PALAT	TBL	81	23	165	13.9
T. JOHNSON	TBL	82	24	181	13.3
M. SCHEIFELE	WPG	63	13	100	13.0

GOALS AGAINST AVERAGE

GOALTENDER	TEAM	GPI	MINS	GA	GAA
J. HARDING	MIN	29	1668	46	1.65
B. ELLIOTT	STL	31	1624	53	1.96
C. SCHNEIDER	NJD	45	2680	88	1.97
T. RASK	BOS	58	3386	115	2.04
J. QUICK	LAK	49	2904	100	2.07
C. JOHNSON	BOS	27	1511	53	2.10
B. BISHOP	TBL	63	3586	133	2.23
J. HALAK	WSH	52	2939	110	2.25
C. CRAWFORD	CHI	59	3395	128	2.26
F. ANDERSEN	ANA	28	1569	60	2.29

WINS

GOALTENDER	TEAM	GPI	MINS	W	L	OT
S. VARLAMOV	COL	42	3640	41	14	6
A. NEIMI	SJS	64	3740	39	17	7
M. FLEURY	PIT	64	3792	39	18	5
B. BISHOP	TBL	63	3586	37	14	7
T. RASK	BOS	58	3386	36	15	6
C. PRICE	MTL	59	3464	34	20	5
S. MASON	PHI	61	3486	33	18	7
K. LEHTONEN	DAL	65	3804	33	20	10
H. LUNDQVIST	NYR	63	3655	33	24	5
C. CRAWFORD	CHI	59	3395	32	16	10

SAVE PERCENTAGE

GOALTENDER	TEAM	GPI	MINS	GA	SA	SV%	W	L	OT
J. HARDING	MIN	29	1668	46	690	.933	18	7	3
T. RASK	BOS	58	3386	115	1641	.930	36	15	6
S. VARLAMOV	COL	63	3640	146	2013	.927	41	14	6
C. PRICE	MTL	59	3464	134	1828	.927	34	20	5
A. KHUDOBIN	CAR	36	2084	80	1076	.926	19	14	1
C. JOHNSON	BOS	27	1511	53	708	.925	17	4	3
B. BISHOP	TBL	63	3586	133	1758	.924	37	14	7
J. BERNIER	TOR	55	3084	138	1787	.923	26	19	7
S. BOBROVSKY	CBJ	58	3299	131	1699	.923	32	20	5
F. ANDERSEN	ANA	28	1569	60	783	.923	20	5	0

SHUTOUTS

GOALTENDER	TEAM	GPI	MINS	SO	W	L	OT
T. RASK	BOS	58	3386	7	36	15	6
C. PRICE	MTL	59	3464	6	34	20	5
J. QUICK	LAK	49	2904	6	27	17	4
M. FLEURY	PIT	64	3792	5	39	18	5
B. BISHOP	TBL	63	3586	5	37	14	7
H. LUNDQVIST	NYR	63	3655	5	33	24	5
K. LEHTONEN	DAL	65	3804	5	33	20	10
S. BOBROVSKY	CBJ	58	3299	5	32	20	6
J. HALAK	WSH	52	2939	5	29	13	7
J. HILLER	ANA	50	2909	5	29	13	7

NHL TEAM RANKINGS

GOALS FOR

RK	TEAM	TOTAL	GF/G
1	ANA	263	3.21
2	CHI	261	3.18
3	BOS	258	3.15
4	COL	245	2.99
5	PIT	242	2.95
6	SJS	239	2.92
7	STL	239	2.92
8	PHI	233	2.84
9	TBL	232	2.83
10	DAL	231	2.82
11	OTT	229	2.79
12	CBJ	226	2.76
13	WSH	225	2.74
14	TOR	222	2.71
15	WPG	219	2.67
16	DET	217	2.65
17	NYI	216	2.63
18	NYR	214	2.61
19	NSH	214	2.61
20	PHX	210	2.56
21	MTL	209	2.55
22	CAR	205	2.50
23	CGY	202	2.46
24	MIN	199	2.43
25	EDM	199	2.43
26	LAK	198	2.42
27	NJD	197	2.40
28	VAN	191	2.33
29	FLA	188	2.29
30	BUF	150	1.83

GOALS AGAINST

RK	TEAM	TOTAL	GA/G
1	LAK	168	2.05
2	BOS	171	2.08
3	STL	188	2.29
4	NYR	190	2.32
5	SJS	193	2.35
6	NJD	195	2.38
7	MIN	198	2.42
8	MTL	201	2.45
9	ANA	203	2.48
10	PIT	204	2.49
11	TBL	209	2.55
12	CHI	212	2.58
13	CBJ	214	2.61
14	COL	216	2.63
15	VAN	216	2.63
16	DET	221	2.70
17	DAL	223	2.72
18	PHX	224	2.73
19	CAR	226	2.76
20	PHI	227	2.77
21	WSH	229	2.79
22	WPG	231	2.82
23	NSH	233	2.84
24	CGY	238	2.90
25	BUF	243	2.96
26	TOR	252	3.07
27	OTT	258	3.15
28	NYI	261	3.18
29	FLA	262	3.20
30	EDM	267	3.26

PENALTY MINUTES

RK	TEAM	TOTAL	PIM/G
1	CAR	650	7.9
2	NJD	656	8.0
3	CHI	699	8.52
4	DET	725	8.84
5	SJS	737	8.99
6	MIN	783	9.55
7	NSH	808	9.85
8	PHX	810	9.88
9	NYR	817	9.96
10	PIT	832	10.15
11	TBL	844	10.29
12	FLA	848	10.34
13	CGY	858	10.46
14	LAK	876	10.68
15	BOS	886	10.80
16	COL	891	10.87
17	ANA	894	10.90
18	DAL	900	10.98
19	BUF	903	11.01
20	CBJ	910	11.10
21	WSH	960	11.71
22	EDM	966	11.78
23	WPG	973	11.87
24	NYI	1015	12.38
25	TOR	1040	12.68
26	MTL	1063	12.96
27	OTT	1094	13.34
28	VAN	1115	13.60
29	STL	1162	14.17
30	PHI	1180	14.39

POWER PLAY

RK	TEAM	ADV	PPG	PCT
1	PIT	278	65	23.4
2	WSH	291	68	23.4
3	BOS	230	50	21.7
4	PHX	282	56	19.9
5	TOR	252	50	19.8
6	COL	252	50	19.8
7	STL	283	56	19.8
8	PHI	294	58	19.7
9	NJD	241	47	19.5
10	CHI	257	50	19.5
11	CBJ	280	54	19.3
12	NSH	239	46	19.2
13	TBL	270	50	18.5
14	OTT	271	50	18.4
15	NYR	264	48	18.2
16	MIN	252	45	17.9
17	NYI	276	49	17.8
18	DET	282	50	17.7
19	MTL	279	48	17.2
20	SJS	291	50	17.2
21	EDM	271	46	17.0
22	ANA	275	44	16.0
23	DAL	290	46	15.9
24	CGY	249	39	15.7
25	WPG	259	40	15.4
26	VAN	257	39	15.2
27	LAK	284	43	15.1
28	CAR	281	41	14.6
29	BUF	256	36	14.1
30	FLA	269	27	10.0

PENALTY KILL

RK	TEAM	TSH	GA	PCT
1	NJD	264	36	86.4
2	STL	293	42	85.7
3	NYR	232	34	85.3
4	MTL	289	43	85.1
5	PIT	254	38	85.0
6	SJS	219	33	84.9
7	PHI	316	48	84.8
8	BOS	263	43	83.6
9	VAN	274	46	83.2
10	WPG	291	49	83.2
11	LAK	296	50	83.1
12	DET	295	50	83.0
13	ANA	270	48	82.2
14	EDM	280	50	82.1
15	CBJ	280	50	82.1
16	WSH	284	51	82.0
17	CAR	241	44	81.7
18	CGY	235	43	81.7
19	CHI	248	46	81.4
20	BUF	274	51	81.4
21	DAL	263	49	81.4
22	OTT	320	61	80.9
23	TBL	270	52	80.7
24	COL	249	48	80.7
25	NSH	238	47	80.2
26	PHX	272	57	79.0
27	MIN	250	53	78.8
28	TOR	268	58	78.4
29	NYI	265	58	78.1
30	FLA	262	63	76.0

SH GF

RK	TEAM	SHG
1	CGY	12
2	CAR	11
3	NYR	10
4	TBL	10
5	ANA	10
6	NJD	9
7	BOS	9
8	CHI	9
9	CBJ	9
10	NYI	8
11	PHI	8
12	FLA	8
13	DAL	8
14	SJS	8
15	TOR	7
16	MTL	6
17	STL	6
18	VAN	6
19	BUF	5
20	OTT	5
21	WSH	5
22	LAK	5
23	WPG	5
24	PIT	4
25	EDM	4
26	MIN	4
27	DET	3
28	COL	3
29	PHX	3
30	NSH	2

SH GA

RK	TEAM	SHA
1	NSH	0
2	COL	1
3	NJD	4
4	VAN	4
5	BUF	5
6	DET	5
7	DAL	5
8	PHX	5
9	PIT	6
10	BOS	6
11	FLA	6
12	CHI	6
13	STL	6
14	LAK	6
15	SJS	6
16	WPG	6
17	NYI	7
18	NYR	7
19	CGY	7
20	MTL	8
21	CAR	8
22	TBL	8
23	ANA	8
24	CBJ	8
25	MIN	8
26	OTT	10
27	WSH	10
28	PHI	11
29	TOR	12
30	EDM	13

TEAM NOTES

COLUMBUS BLUE JACKETS COMPLETE 13TH NHL SEASON; SET FRANCHISE RECORDS FOR WINS AND POINTS: The Columbus Blue Jackets completed their 13th season in the National Hockey League with a 43-32-7 record (93 pts.), finishing 4th in the Metropolitan Division, 7th in the Eastern Conference, 14th in the NHL and qualifying for the Stanley Cup Playoffs for the second time in franchise history (2008-09)... After posting a 5-10-0 mark (.333) through their first 15 games, the Jackets went 38-22-7 (.619) from Nov. 9 through the end of the season... The 43 wins and 93 points set franchise records (41-31-10, 2008-09).

JACKETS HAVE BEEN AMONG NHL'S BEST OVER THE PAST YEAR: Since Feb. 26, 2013, the Blue Jackets have posted a 62-37-12 record (.613), which ranks eighth (T) in the NHL during that time.

NHL'S TOP TEAMS SINCE FEB. 26, 2013 (courtesy Elias Sports Bureau)

Rk.	Team	GP	W	L	OT	PTS	PCT.
1.	Pittsburgh	111	74	30	7	155	.698
2.	Anaheim	113	71	29	13	155	.686
3.	Boston	115	71	31	13	155	.674
4.	Chicago	111	66	28	17	149	.671
5.	St. Louis	112	71	34	7	149	.665
6.	San Jose	113	68	32	13	149	.659
7.	Los Angeles	113	64	38	11	139	.615
8.	COLUMBUS	111	62	37	12	136	.613
	Montreal	111	63	38	10	136	.613
10.	Minnesota	113	61	39	13	135	.597
	Colorado	113	61	39	13	135	.597

BLUE JACKETS AT HOME: The Blue Jackets posted a 22-15-4 record (48 pts.) at Nationwide Arena, scoring 128 goals (3.12 per game) and allowing 103 (2.51 per game) in 41 games... Columbus won five-straight home games on two occasions (Jan. 10-23 and Jan. 30-Mar. 11) and earned a point in a season-best six-straight games from Jan. 30-Mar. 13 (5-0-1)... Since Feb. 11, 2013, the club has gone 34-16-7 in its last 57 games played at Nationwide Arena... In 13 seasons, Columbus is 246-201-18-51 in 516 home games (includes one loss vs. San Jose at Stockholm, Sweden).

COLUMBUS ON THE ROAD: The Blue Jackets posted a 21-17-3 record (45 pts.) on the road, scoring 98 goals (2.51 per game) and allowing 111 (2.71 per game) in 41 games and setting a club record for road wins and points in a season (17-16-8, 42 pts. in 2010-11)... After starting the season 4-6-2 on the road, the Jackets went 17-11-1 and finished the season with a 7-2-0 mark in their last nine road games... The Jackets won a season-high three-straight road games three times (Jan. 6-18; Mar. 8-20; Mar. 29-Apr. 9) and suffered four-straight regulation losses from Oct. 15-Nov. 1... After a season-worst 0-4-2 stretch from Oct. 15-Nov. 14, Columbus suffered back-to-back regulation losses just twice (Nov. 30 at Boston and Dec. 9 at Pittsburgh; Feb. 7 at San Jose and Feb. 27 at New Jersey)... In 13 NHL seasons, Columbus is 163-289-15-49 in 516 road games (includes one win vs. San Jose at Stockholm, Sweden).

GOALS FOR/GOALS AGAINST: Overall – The Blue Jackets scored 226 goals in 82 games to average 2.76 goals per game this season (12th in NHL) and setting a franchise record (220 in 2008-09)... The Jackets scored a season-high six goals four times (Nov. 25 at Toronto; Dec. 21 vs. Philadelphia; Jan. 11 at Winnipeg; Mar. 1 vs. Florida) and were shut out four times... The Blue Jackets allowed 214 goals in 82 games, averaging 2.61 goals-against per game (13th in NHL)... The club shut out its opponents on eight occasions and surrendered one goal in 12 games... Home – Columbus scored 128 goals (3.12/7th-T in NHL) and allowed 103 goals-against (2.51/15th-T in NHL) in 41 home games... Road – Columbus scored 98 goals (2.39/20th-T in NHL) and allowed 111 goals-against (2.71/11th-T in NHL) in 41 road games.

ON THE POWER PLAY: Columbus converted 54-of-280 power play opportunities (19.3 percent), which ranked 11th in the NHL and was the best percentage in club history (56-of-308/18.2 pct. in 2009-10)... The club was 32-of-142 at home (22.5 pct./4th in NHL) and 22-of-138 on the road (15.9 pct./20th in NHL)... Columbus scored a power play goal in 37-of-82 games and was 25-10-2 in those contests... The Jackets scored a power play goal in a season-high five consecutive games from Jan. 13-23 (7-of-22/31.8 pct.)... Columbus scored three power play goals in a game three times (3-of-5 vs. Ottawa on Nov. 17; 3-of-4 vs. Florida on Mar. 1; 3-of-6 vs. NY Islanders on Apr. 6)... The club's season high for attempts was eight (0-of-8 at Montreal on Mar. 20)... D James Wisniewski led the club in PP scoring with 3-25-28, while C Ryan Johansen collected 7-13-20 and D Jack Johnson picked up 4-14-18... The following three players each notched 10 PP points – LW R.J. Umberger (8-4-12), C Mark Letestu (5-6-11) and C Brandon Dubinsky (4-6-10).

PENALTY KILLING: The Blue Jackets successfully killed off 230-of-280 opponent power plays (82.1 pct.), which ranked 14th-T in the NHL... The club stopped 122-of-143 attempts at home (85.3 pct./4th in NHL) and 108-of-137 attempts on the road (78.8 pct./25th-T in NHL)... The club posted a 28-13-3 record in 44 games it did not allow a power play goal... The Blue Jackets didn't allow a power play goal in a season-high five-straight games twice – Dec. 3-12 (13-of-13) and Jan. 30-Feb. 7 (23-of-23)... Columbus was a season-best 7-of-7 in a 5-2 win vs. Washington on Jan. 30.

SEASON NOTES

SHORTHANDED SCORING: The Blue Jackets scored nine shorthanded goals, which ranked 6th-T in the NHL... The club scored five shorthanded goals at home (6th-T in NHL) and four shorthanded goals on the road (6th-T in NHL)... C Brandon Dubinsky led the club in shorthanded scoring with 2-2-4, followed by C Derek MacKenzie (2-1-3), C Mark Letestu (1-2-3), C Artem Anisimov (2-0-2), LW R.J. Umberger (1-1-2), D Fedor Tyutin (0-2-2), RW Cam Atkinson (1-0-1) and D Ryan Murray (0-1-1)... The Jackets allowed eight shorthanded goals, which ranked 20th-T in the NHL... The club allowed three shorthanded goals at home (13th-T in NHL) and five shorthanded on the road (20th-T in NHL).

DATE	OPPONENT	GOAL SCORER	ASSISTS	GOALIE	PER.	TIME	RESULT
Oct. 25	Toronto	Brandon Dubinsky		Jonathan Bernier	3rd	12:27	W, 5-2
Oct. 27	Anaheim	Artem Anisimov	Brandon Dubinsky	Frederik Andersen	2nd	12:12	L, 3-4
Nov. 12	at Washington	Brandon Dubinsky	Mark Letestu	Braden Holtby	2nd	7:50	OTL, 3-4
Dec. 19	at Philadelphia	Cam Atkinson	Ryan Murray	Steve Mason	1st	15:16	L, 4-5
Jan. 11	at Winnipeg	Mark Letestu	MacKenzie, Tyutin	Ondrej Pavelec	2nd	0:36	W, 6-3
Jan. 30	Washington	Derek MacKenzie	Umberger, Tyutin	Braden Holtby	1st	12:18	W, 5-2
Mar. 1	Florida	Artem Anisimov		Scott Clemensen	2nd	19:50	W, 6-3
Mar. 13	San Jose	R.J. Umberger	Brandon Dubinsky	Alex Stalock	2nd	3:05	SOL, 3-4
Mar. 20	at Montreal	Derek MacKenzie	Mark Letestu	Carey Price	1st	15:53	W, 3-2

IN THE PENALTY BOX: The Blue Jackets accumulated 918 penalty minutes in 82 games, averaging 11.1 penalty minutes per game (20th in the NHL)... Columbus racked up a season-high 34 PIM (10 penalties) in a 5-2 win vs. Washington on Jan. 30 and a season-low and record-tying 0 PIM in a 2-1 OT win at Calgary on Nov. 20... C Brandon Dubinsky led the club with 98 PIM, while LW Nick Foligno ranked second with 96 PIM.

ATTENDANCE REPORT: Columbus averaged 14,698 fans per game (602,619 total) with six sellouts in 41 home games at Nationwide Arena (capacity – 18,144) this season... The club averaged 15,879 fans in 22 games since Dec. 29 and 16,298 over the final 14 home games of the season... In 515 regular season games at Nationwide Arena since joining the NHL in 2000, the Blue Jackets have averaged 15,993 fans per game (8,236,627 total), which is 88.1 percent of capacity. There have been 155 sellouts.

CBJ VS. THE DIVISIONS: After 12 seasons in the Western Conference, the Blue Jackets moved to the East in 2013-14 and posted a 30-21-3 record in games played against Eastern Conference opponents... The club was 16-13-1 within the Metropolitan Division and went 14-8-2 vs. the Atlantic Division... In 241 games all-time vs. the Eastern Conference, Columbus is 113-97-31... The Blue Jackets also posted a 13-11-4 mark vs. Western Conference teams, including a 7-5-2 record vs. Pacific Division clubs and a 6-6-2 mark vs. the Central Division.

MISCELLANEOUS NEWS & NOTES: The Blue Jackets are 56-2-4 in their last 62 games when taking a lead into the third period, including a 29-2-4 mark this season... Columbus went 34-10-6 when scoring the game's first goal and outscored its opponents 74 to 53 in the first period... The Blue Jackets registered 2,431 shots on goal (29.6/19th in the NHL) and allowed 2,524 shots-against (30.8/20th in the NHL)... The Jackets outscored the opposition 149-141 at 5-on-5... Columbus set a franchise record with 2,609 hits (31.8 per game), which tied for the NHL lead (Los Angeles)... The club had 446 giveaways (5.4 per game), which was the second-lowest total in the NHL (St. Louis – 350)... The Blue Jackets won 51.6 pct. of their face-offs taken (2,487-of-4,824), which ranked 8th-T in the NHL.

BLUE JACKETS IN OVERTIME: Columbus went 3-5 in games decided in overtime this season (8-7 including shootouts)... The club was 1-2 at home (1-4 including shootouts) and 2-3 on the road (7-3 including shootouts)... The Blue Jackets are 93-100-33 (W-OTL/SOL-T) in 226 all-time OT games (including shootouts).

OVERTIME WINS - 3

DATE	OPPONENT	GWG	ASSIST(S)	OPP. GOALTENDER	TIME	SCORE
Nov. 20, 2013	at Calgary	Nikita Nikitin	David Savard, Cam Atkinson	Reto Berra	2:25	2-1
Mar. 29, 2014	at Carolina	Ryan Johansen	Artem Anisimov, James Wisniewski	Anton Khubodin	2:40	3-2
Apr. 8, 2014	Phoenix	Ryan Johansen	James Wisniewski	Thomas Greiss	3:33	4-3

OVERTIME LOSSES - 5

DATE	OPPONENT	GWG	ASSIST(S)	GOALTENDER	TIME	SCORE
Nov. 12, 2013	at Washington	Alex Ovechkin	Johansson, Carlson	Sergei Bobrovsky	1:34	3-4
Nov. 14, 2013	at Boston	Milan Lucic		Sergei Bobrovsky	4:11	2-3
Dec. 14, 2013	St. Louis	David Backes		Mike McKenna	0:22	3-4
Feb. 6, 2014	at Los Angeles	Robyn Regehr	Richards, Carter	Sergei Bobrovsky	2:33	1-2
Apr. 1, 2014	Colorado	Gabriel Landeskog	Barrie, MacKinnon	Sergei Bobrovsky	4:27	2-3

SHOOTOUT REPORT

Columbus went 5-2 in shootouts in 2013-14, converting 9-of-22 attempts (40.9 pt.) and stopping 15-of-20 (75.0 pt.)... The Blue Jackets were 0-2 at home, converting 0-of-6 attempts (0.0 pct.) and stopping 2-of-4 attempts (50.0 pct.)... The Jackets were 5-0 on the road, converting 9-of-16 attempts (56.3 pct.) and stopping 13-of-16 opponent attempts (81.3 pct.).

SHOOTOUT RESULTS (BOLD INDICATES GOAL; UNDERLINE INDICATES DECIDING GOAL)

DATE	OPPONENT	CBJ SHOOTERS	OPP SHOOTERS	CBJ GOALIE	OPP GOALIE	RESULT
Oct. 5	at NY Islanders	42, 55 , 19, <u>13</u>	51, 91, 26 , 12	Bobrovsky	Nabokov	W, 3-2
Nov. 15	Montreal	55, 42, 19	27, <u>51</u>	McElhinney	Budaj	L, 2-3
Dec. 27	at New Jersey	55, 19, <u>13</u>	68, 29, 26	McElhinney	Brodeur	W, 2-1
Jan. 6	at NY Rangers	55 , 19	36, 61	Bobrovsky	Lundqvist	W, 4-3
Jan. 18	at Buffalo	13, 55, <u>19</u>	26, 63, 19	Bobrovsky	Miller	W, 4-3
Mar. 13	San Jose	55, 19, 13	39, 8	Bobrovsky	Stalock	L, 3-4
Mar. 15	at Minnesota	13, 42, 55 , <u>19</u>	11, 9, 29, 26	Bobrovsky	Kuemper	W, 2-1

INDIVIDUAL SHOOTOUT STATISTICS

NO.	PLAYER	RD. 1	RD. 2	RD. 3	RD. 4	RD. 5	RD. 6	TOTAL	S PCT.	GWG
55	Mark Letestu	1-4	1-2	1-1	0-0	--	---	3-7	42.9	1
19	Ryan Johansen	0-0	1-3	1-3	1-1	--	--	3-7	42.9	2
13	Cam Atkinson	0-2	0-0	1-2	1-1	--	--	2-5	40.0	2
42	Artem Anisimov	0-1	1-2	0-0	0-0	--	--	1-3	33.3	0

NO.	GOALTENDER	RD. 1	RD. 2	RD. 3	RD. 4	RD. 5	RD. 6	TOTAL	SV PCT.	REC
72	Sergei Bobrovsky	4-5	3-5	2-3	2-2	--	--	11-15	.733	4-1
31	Curtis McElhinney	2-2	1-2	1-1	--	--	--	4-5	.800	1-1

CBJ RECORD WHEN...

PLAYER	2013-14 SEASON GOAL	ASSIST	POINT	MULTI-POINT
Artem Anisimov	11-7-2	13-3-0	21-9-2	5-2-0
Cam Atkinson	14-3-2	15-3-1	24-5-2	6-1-0
Sergei Bobrovsky	0-0-0	1-0-0	1-0-0	0-0-0
Jared Boll	0-0-1	0-1-0	0-1-1	0-0-0
Matt Calvert	6-3-0	10-2-1	15-5-1	2-0-0
Michael Chaput	0-0-0	0-1-0	0-1-0	0-0-0
Sean Collins	0-0-0	0-0-1	0-0-1	0-0-0
Blake Comeau	1-2-2	5-5-1	6-7-3	0-0-0
Brandon Dubinsky	14-1-1	18-7-4	23-8-4	10-0-2
Tim Erixon	0-0-0	0-0-0	0-0-0	0-0-0
Nick Foligno	13-3-1	11-6-3	22-8-4	4-1-0
Matt Frattin	0-0-0	1-0-0	1-0-0	0-0-0
Nathan Horton	4-0-0	10-2-0	14-2-0	2-0-0
Boone Jenner	9-5-0	10-2-1	17-6-1	3-2-0
Ryan Johansen	21-6-2	18-10-1	28-14-3	13-3-0
Jack Johnson	2-2-1	12-11-1	14-12-2	3-1-0
Mark Letestu	9-2-0	13-5-2	21-6-2	4-1-0
Derek MacKenzie	5-4-0	5-2-1	10-5-1	1-1-0
Curtis McElhinney	0-0-0	0-1-0	0-1-0	0-0-0
Ryan Murray	3-1-0	14-3-0	16-4-0	1-0-0
Nikita Nikitin	1-1-0	7-3-2	7-3-2	2-1-0
Dalton Prout	2-0-0	3-1-0	5-1-0	0-0-0
David Savard	4-1-0	5-4-1	7-5-1	2-0-0
Nick Schultz	0-0-0	1-0-0	1-0-0	0-0-0
Jack Skille	3-1-0	0-0-0	3-1-0	0-0-0
Corey Tropp	1-1-0	5-2-0	6-3-0	1-0-0
Fedor Tyutin	1-2-1	13-5-1	13-7-2	4-0-0
R.J. Umberger	11-3-2	11-4-0	19-7-2	5-1-0
James Wisniewski	5-1-1	27-8-3	28-8-4	8-1-0

BLUE JACKETS CAREER

GOAL	ASSIST	POINT	MULTI-POINT
16-11-3	19-4-0	30-13-3	7-3-0
20-6-4	28-7-2	36-11-5	12-2-0
0-0-0	1-0-0	1-0-0	0-0-0
14-8-3	15-8-4	28-14-7	2-2-0
16-8-3	21-8-2	32-15-5	6-1-1
0-0-0	0-1-0	0-1-0	0-0-0
0-0-0	0-0-1	0-0-1	0-0-0
3-2-2	7-6-1	10-8-3	0-0-0
16-1-1	27-12-5	32-13-5	15-0-2
0-0-0	2-2-1	2-2-1	0-0-0
17-4-1	17-9-5	31-12-6	6-2-1
0-0-0	1-0-0	1-0-0	0-0-0
4-0-0	10-2-0	14-2-0	2-0-0
9-5-0	10-2-1	17-6-1	3-2-0
29-9-3	28-15-3	45-22-6	16-4-0
8-4-2	28-16-2	34-18-4	7-2-0
20-10-2	28-12-6	43-21-7	9-1-2
15-10-4	19-11-4	34-21-7	4-1-2
0-0-0	0-1-0	0-1-0	0-0-0
3-1-0	14-3-0	16-4-0	1-0-0
8-1-3	24-12-4	29-12-6	6-1-0
2-1-0	10-1-0	12-2-0	0-0-0
6-1-0	8-8-1	10-9-1	4-0-0
0-0-0	1-0-0	1-0-0	0-0-0
1-1-0	5-2-0	6-3-0	1-0-0
15-13-5	64-40-12	73-51-17	13-8-1
60-24-15	68-33-12	110-55-26	30-10-8
13-3-2	41-18-4	47-20-6	13-2-0

SEASON NOTES

BLUE JACKETS MULTI-POINT GAMES

	GOALS			ASSISTS			POINTS		
	2	3+	TOTAL	2	3+	TOTAL	2	3+	TOTAL
Artem Anisimov	2	-	2	1	-	1	7	-	7
Cam Atkinson	2	-	2	1	-	1	6	1	7
Matt Calvert	-	-	-	1	-	1	2	-	2
Brandon Dubinsky	-	-	-	3	1	4	10	2	12
Nick Foligno	1	-	1	1	-	1	5	-	5
Nathan Horton	-	-	-	2	-	2	2	-	2
Boone Jenner	2	-	2	-	-	-	5	-	5
Ryan Johansen	4	-	4	2	-	2	14	2	16
Jack Johnson	-	-	-	2	1	3	3	1	4
Mark Letestu	1	-	1	2	-	2	5	-	5
Derek MacKenzie	-	-	-	1	-	1	2	-	2
Ryan Murray	-	-	-	-	-	-	1	-	1
Nikita Nikitin	-	-	-	1	-	1	2	-	2
David Savard	-	-	-	-	-	-	2	-	2
Corey Tropp	-	-	-	1	-	1	1	-	1
Fedor Tyutin	-	-	-	3	-	3	4	-	4
R.J. Umberger	2	-	2	1	-	1	6	-	6
James Wisniewski	-	-	-	4	1	5	7	2	9

BLUE JACKETS "THREE STARS OF THE GAME" AWARD (1ST STAR-5 PTS.; 2ND STAR-3 PTS.; 3RD STAR-1 PT.)

PLAYER	1ST STAR	2ND STAR	3RD STAR	PTS.
Sergei Bobrovsky	9	8	7	74
Ryan Johansen	9	4	7	64
Brandon Dubinsky	6	6	2	50
Artem Anisimov	3	3	4	28
Nick Foligno	2	4	2	24
Cam Atkinson	2	3	1	20
R.J. Umberger	1	3	4	17
Curtis McElhinney	2	1	3	16
Boone Jenner	0	3	5	14
Matt Calvert	1	2	1	12
Jack Johnson	1	1	2	10
Mark Letestu	1	0	4	9
Nathan Horton	1	1	0	8
Blake Comeau	0	2	1	7
Fedor Tyutin	0	2	0	6
David Savard	1	0	1	6
Marian Gaborik	1	0	0	5
Ryan Murray	0	1	1	4
James Wisniewski	0	0	3	3
Nikita Nikitin	0	1	0	3
Corey Tropp	0	0	1	1
Derek MacKenzie	0	0	1	1

PLAYER NOTES

NO VEZINA TROPHY HANGOVER FOR BOBROVSKY: One year after winning the Vezina Trophy as the NHL's top goaltender, Sergei Bobrovsky went 32-20-5 with a 2.38 goals-against average, .923 save percentage and five shutouts in 58 games in 2013-14, setting career highs in wins and shutouts. Among goaltenders with at least 40 games played, he ranked 4th-T in shutouts, 5th-T in save percentage and 10th in goals-against average. In addition to his five shutouts, he allowed two goals 16 times and one goal in 10 starts. From Nov. 29 through the end of the season, he posted a 23-9-3 record with a 2.12 GAA, .933 SV% and five SO in 37 games. He was named the NHL's First Star of the Week for Mar. 10-16 after going 2-0-1 with a 1.58 GAA and .950 SV% in three games.

JOHANSEN BECOMES THIRD 30-GOAL SCORER IN CBJ HISTORY IN THIRD NHL SEASON: C Ryan Johansen became the third player in Blue Jackets history to reach the 30-goal plateau (Rick Nash, Geoff Sanderson) as he collected 33-30-63 with 43 PIM and a +3 plus/minus rating in 82 games this season. He led the club in goals (ranked 11th-T in the NHL and tied for the 5th-highest total in CBJ history), points, shots on goal (237), face-off wins (692), first goals (8), and multi-point games (16) and game-winning goals (5-tied) and ranked 2nd with seven power play goals. He had a career-high nine-game point streak from Nov. 29-Dec. 16 (4-7-11) and added a six-game streak from Apr. 4-12 (3-5-8), collected four two-goal games (Nov. 25 at Toronto; Dec. 21 vs. Philadelphia; Jan. 30 vs. Washington; Mar. 25 vs. Detroit) and picked up a pair of three-point games (1-2-3 vs. NY Islanders on Nov. 9; 2-1-3 at Toronto on Nov. 25). His 33-30-63 and +3 in 82 games this year compared to 14-19-33 and -9 in 107 games combined during his first two NHL seasons. He was named the NHL's Third Star of the Week for Apr. 7-13 after collecting 2-4-6 (incl. 2 GWG) in four games.

WISNIEWSKI HAS BEST OFFENSIVE SEASON BY A BLUE JACKETS DEFENSEMAN: D James Wisniewski registered 7-44-51 with 61 PIM and an even plus/minus rating in 75 games to set a new franchise record for points and assists by a defenseman. He bested the previous record held by Jaroslav Spacek with 9-36-45 in 81 games during the 2002-03 season. He led the club in assists and power play points (3-25-28) and ranked second in points and TOI (22:37). He also ranked 7th-T among NHL defensemen in points and 4th-T in assists and was 6th among all NHL players with 25 PP assists and 9th with 28 PP points. He matched his career highs for points on Oct. 22 vs. New Jersey (1-2-3) and assists on Mar. 25 vs. Detroit (0-3-3). He had a point in a season-best six consecutive games from Jan. 11-23 (1-7-8) and added a five-game point streak from Apr. 3-9 (1-5-6) to finish the season with 1-11-12 in his last 11 games.

DUBINSKY DRIVES JACKETS, HITS 50-POINT MARK AGAIN: C Brandon Dubinsky tallied 16-34-50, 98 penalty minutes, a +6 plus/minus rating, four power play goals, two shorthanded goals and two game-winners, won 52.9 pct. of face-offs taken, delivered 234 hits and blocked 39 shots in 76 games, setting a career high in assists and leading all CBJ forwards in TOI (18:46). This season marks the second time in his seven-year career he has registered 50 points (career-high 24-30-54 in 77 games with NY Rangers in 2010-11).

JENNER PRODUCES ONE OF THE TOP ROOKIE SEASONS IN CBJ HISTORY: LW Boone Jenner tallied 16-13-29, 45 PIM and was +5 in 72 games this season, scoring the second-most goals by a rookie in Blue Jackets history (Rick Nash, 17-22-39 in 74 games in 2002-03). He finished tied for the club lead with five game-winning goals and added four power play goals while registering 212 hits. He tied all NHL rookies in game-winning goals, ranked 2nd (1st among forwards) in hits, was 6th (tied) in goals and shooting percentage (tied, 12.6 pct.), 7th in power play goals, 11th in shots (127) and 12th (tied) in points.

MURRAY SETS CLUB SCORING MARK FOR ROOKIE BLUELINERS: D Ryan Murray tallied 4-17-21 with 10 PIM and a +4 plus/minus rating in 66 games this season, scoring more points than any rookie defenseman in club history (Rostislav Klesla, 8-8-16 in 75 games in 2001-02). He averaged 19:52 TOI, which ranked fourth on the club; and blocked 97 shots, which also ranked second on the club.

ANISIMOV COLLECTS FIRST 20-GOAL SEASON: C Artem Anisimov hit the 20-goal mark for the first time in his five NHL seasons, tallying 22-17-39 and 20 PIM in 81 games this season. He tied for the club lead with five game-winning goals, ranked 2nd in goals and 5th in points and added three power play tallies and two shorthanded goals. His 22 goals marked a new career high, while his 39 points were the second-most of his career (18-26-44 in 2010-11 with NY Rangers).

ATKINSON NETS 20 GOALS, 40 POINTS IN SECOND FULL NHL SEASON: RW Cam Atkinson collected 21-19-40 and 18 PIM in 79 games, tying for the club lead with five game-winning goals, ranking 3rd in goals and 2nd in shots on goal (216) and fourth in points in his second full NHL season. He also added four power play goals and one shorthanded tally. He racked up a career-high 2-2-4 on Dec. 10 vs. New Jersey and also scored two goals on Jan. 17 vs. Washington.

MISCELLANEOUS PLAYER NEWS & NOTES: LW R.J. Umberger led the club with eight power play goals and ranked 4th-T in goals with 18... LW Nick Foligno scored a career-high 18 goals (17 with Ottawa in 2008-09), led the club and ranked 12th in the NHL in shooting percentage (16.2 pct.), was tied for the club lead with five game-winning goals and ranked fourth with 210 hits... C Mark Letestu collected 4-2-6 in his last seven games to finish the season with 12-22-34 and was one of five Blue Jackets to score power play (5), shorthanded (1) and game-winning (1) goals this season... C Derek MacKenzie matched his career high with nine goals and led the club with 241 hits... RW Jared Boll picked up 62 PIM in 28 games to give him 1,025 PIM in 416 career games, tying him with Jody Shelley for the all-time franchise record.

FINAL STATISTICS

NO.	PLAYER	POS	GP	G	A	P	+/-	PIM	PP	SH	GW	OT	S	S%	TOI/G	SFT/G	FO%
19	Ryan Johansen	C	82	33	30	63	3	43	7	0	5	2	237	13.9	17:38	22.5	52.8
21	James Wisniewski	D	75	7	44	51	0	61	3	0	1	0	166	4.2	22:37	24.5	0
17	Brandon Dubinsky	C	76	16	34	50	5	98	4	2	2	0	189	8.5	18:46	24.1	52.9
13	Cam Atkinson	R	79	21	19	40	-4	18	4	1	5	0	216	9.7	15:47	20.7	0
42	Artem Anisimov	C	81	22	17	39	-2	20	3	2	5	0	162	13.6	16:35	22.1	49.3
71	Nick Foligno	L	70	18	21	39	5	96	3	0	5	0	111	16.2	16:03	20.1	46.2
18	R.J. Umberger	L	74	18	16	34	-3	26	8	1	3	0	136	13.2	16:10	21.6	62.5
55	Mark Letestu	C	82	12	22	34	1	20	5	1	1	0	122	9.8	14:41	20.7	51.2
7	Jack Johnson	D	82	5	28	33	-7	48	4	0	0	0	147	3.4	24:40	25.7	0
38	Boone Jenner	C	72	16	13	29	6	45	4	0	5	0	127	12.6	14:04	18.6	46.7
51	Fedor Tyutin	D	69	4	22	26	6	44	1	0	0	0	87	4.6	21:24	24.7	0
11	Matt Calvert	L	56	9	15	24	-1	53	2	0	1	0	90	10	16:06	21.9	33.3
27	Ryan Murray	D	66	4	17	21	4	10	3	0	0	0	62	6.5	19:52	22.5	0
8	Nathan Horton	R	36	5	14	19	-3	24	2	0	2	0	48	10.4	15:27	19.4	100
24	Derek MacKenzie	C	71	9	9	18	0	47	0	2	0	0	70	12.9	11:15	17.3	51.5
14	Blake Comeau	L	61	5	11	16	-2	36	0	0	0	0	107	4.7	12:03	16.7	58.8
58	David Savard	D	70	5	10	15	2	28	1	0	1	0	63	7.9	17:49	20	100
6	Nikita Nikitin	D	66	2	13	15	9	20	0	0	1	1	95	2.1	17:06	19.7	0
10	Marian Gaborik	R	22	6	8	14	0	6	0	0	0	0	47	12.8	16:24	19.4	0
26	Corey Tropp	R	44	2	8	10	11	37	0	0	0	0	28	7.1	8:37	13.5	0
47	Dalton Prout	D	49	2	4	6	-7	37	0	0	0	0	56	3.6	17:12	19.9	0
5	Jack Skille	R	16	4	0	4	2	6	0	0	1	0	23	17.4	8:39	12.8	100
40	Jared Boll	R	28	1	1	2	-6	62	0	0	0	0	12	8.3	7:37	11.1	0
15	Nick Schultz	D	9	0	1	1	-2	4	0	0	0	0	8	0	11:54	15.6	0
23	Matt Frattin	R	4	0	1	1	2	0	0	0	0	0	1	0	12:21	16.8	0
39	Michael Chaput	C	17	0	1	1	0	2	0	0	0	0	6	0	8:53	13.4	42.9
43	Sean Collins	C	6	0	1	1	1	0	0	0	0	0	6	0	8:10	13	0
20	Tim Erixon	D	2	0	0	0	2	2	0	0	0	0	1	0	14:20	18.5	0
48	Cody Goloubef	D	5	0	0	0	0	2	0	0	0	0	4	0	9:49	12.8	0
12	Ryan Craig	C	6	0	0	0	-3	0	0	0	0	0	4	0	7:01	9.7	0
32	Cody Bass	C	1	0	0	0	0	5	0	0	0	0	0	0	2:43	4.0	0

NO.	GOALTENDER	GP	MIN	W	L	OT	SO	SA	SV	SV%	GA	GAA	G	A	PIM
72	Sergei Bobrovsky	58	3299	32	20	5	5	1699	1568	0.923	131	2.38	0	1	2
31	Curtis McElhinney	28	1423	10	11	1	2	703	639	0.909	64	2.70	0	1	0
30	Mike McKenna	4	219	1	1	1	0	114	103	0.904	11	3.01	0	0	0

SCORING BREAKDOWN

PLAYER	EVEN STRENGTH			POWER PLAY			SHORTHANDED			HOME					ROAD				
	G	A	P	G	A	P	G	A	P	GP	G	A	P	+/-	GP	G	A	P	+/-
Ryan Johansen	26	17	43	7	13	20	0	0	0	41	18	17	35	7	41	15	13	28	-4
James Wisniewski	4	19	23	3	25	28	0	0	0	38	5	25	30	3	37	2	19	21	-3
Brandon Dubinsky	10	26	36	4	6	10	2	2	4	39	10	25	35	6	37	6	9	15	-1
Cam Atkinson	16	14	30	4	5	9	1	0	1	39	13	9	22	-1	40	8	10	18	-3
Artem Anisimov	17	14	31	3	3	6	2	0	2	40	11	9	20	-4	41	11	8	19	2
Nick Foligno	15	18	33	3	3	6	0	0	0	36	9	9	18	6	34	9	12	21	-1
Mark Letestu	6	14	20	5	6	11	1	2	3	41	6	8	14	5	41	6	14	20	-4
RJ Umberger	9	11	20	8	4	12	1	1	2	38	13	8	21	6	36	5	8	13	-9
Jack Johnson	1	14	15	4	14	18	0	0	0	41	4	19	23	2	41	1	9	10	-9
Boone Jenner	12	10	22	4	3	7	0	0	0	35	9	8	17	10	37	7	5	12	-4
Fedor Tyutin	3	12	15	1	8	9	0	2	2	35	3	12	15	8	34	1	10	11	-2
Matt Calvert	7	13	20	2	2	4	0	0	0	30	4	10	14	-4	26	5	5	10	3
Ryan Murray	1	12	13	3	4	7	0	1	1	33	3	10	13	9	33	1	7	8	-5
Nathan Horton	3	12	15	2	2	4	0	0	0	18	3	9	12	-3	18	2	5	7	0
Derek MacKenzie	7	8	15	0	0	0	2	1	3	35	5	4	9	1	36	4	5	9	-1
Blake Comeau	5	11	16	0	0	0	0	0	0	30	3	5	8	-4	31	2	6	8	2
David Savard	4	7	11	1	3	4	0	0	0	32	2	5	7	3	38	3	5	8	-1
Nikita Nikitin	2	13	15	0	0	0	0	0	0	30	1	6	7	5	36	1	7	8	4
Marian Gaborik	6	6	12	0	2	2	0	0	0	13	4	5	9	-2	9	2	3	5	2
Corey Tropp	2	8	10	0	0	0	0	0	0	22	1	6	7	11	22	1	2	3	0
Dalton Prout	2	4	6	0	0	0	0	0	0	29	0	3	3	-6	20	2	1	3	-1
Jack Skille	4	0	4	0	0	0	0	0	0	5	1	0	1	1	11	3	0	3	1
Jared Boll	1	1	2	0	0	0	0	0	0	13	0	1	1	-1	15	1	0	1	-5
Matt Frattin	0	1	1	0	0	0	0	0	0	3	0	1	1	2	1	0	0	0	0
Michael Chaput	0	1	1	0	0	0	0	0	0	8	0	0	0	0	9	0	1	1	0
Nick Schultz	0	1	1	0	0	0	0	0	0	4	0	1	1	1	5	0	0	0	-3
Sean Collins	0	1	1	0	0	0	0	0	0	4	0	0	0	0	2	0	1	1	1
Cody Bass	0	0	0	0	0	0	0	0	0	1	0	0	0	0	0	0	0	0	0
Cody Goloubef	0	0	0	0	0	0	0	0	0	3	0	0	0	0	2	0	0	0	0
Ryan Craig	0	0	0	0	0	0	0	0	0	2	0	0	0	-1	4	0	0	0	-2
Tim Erixon	0	0	0	0	0	0	0	0	0	0	0	0	0	0	2	0	0	0	2

TIME ON ICE/FACE-OFF REPORT

TIME ON ICE

PLAYER	GP	TOTAL		EVEN STRENGTH		SHORTHANDED		POWER PLAY		SHIFTS	TOI/S	SFT/G
		TOI	TOI/G	TOI	TOI/G	TOI	TOI/G	TOI	TOI/G			
Jack Johnson	82	2,023:43	24:40	1,516:41	18:29	243:49	2:58	263:13	3:12	2,111	58	25.7
James Wisniewski	75	1,696:38	22:37	1,273:05	16:58	149:47	1:59	273:46	3:39	1,839	55	24.5
Fedor Tyutin	69	1,477:21	21:24	1,175:50	17:02	190:46	2:45	110:45	1:36	1,705	52	24.7
Ryan Johansen	82	1,447:01	17:38	1,171:58	14:17	58:44	0:42	216:19	2:38	1,847	47	22.5
Brandon Dubinsky	76	1,426:57	18:46	1,065:38	14:01	163:34	2:09	197:45	2:36	1,835	47	24.1
Artem Anisimov	81	1,344:18	16:35	1,010:21	12:28	169:37	2:05	164:20	2:01	1,789	45	22.1
Ryan Murray	66	1,311:28	19:52	1,060:49	16:04	114:38	1:44	136:01	2:03	1,487	53	22.5
David Savard	70	1,248:01	17:49	1,113:03	15:54	94:07	1:20	40:51	0:35	1,401	53	20
Cam Atkinson	79	1,247:20	15:47	1,057:47	13:23	14:04	0:10	175:29	2:13	1,635	46	20.7
Mark Letestu	82	1,204:36	14:41	916:43	11:10	186:51	2:16	101:02	1:13	1,695	43	20.7
R.J. Umberger	74	1,196:58	16:10	962:31	13:00	82:35	1:06	151:52	2:03	1,599	45	21.6
Nikita Nikitin	66	1,129:34	17:06	1,026:50	15:33	49:14	0:44	53:30	0:48	1,298	52	19.7
Nick Foligno	70	1,124:05	16:03	988:00	14:06	14:19	0:12	121:46	1:44	1,408	48	20.1
Boone Jenner	72	1,013:43	14:04	946:03	13:08	1:19	0:01	66:21	0:55	1,336	46	18.6
Matt Calvert	56	901:45	16:06	728:08	13:00	86:58	1:33	86:39	1:32	1,227	44	21.9
Dalton Prout	49	843:02	17:12	761:31	15:32	77:57	1:35	3:34	0:04	976	52	19.9
Derek MacKenzie	71	799:54	11:15	661:17	9:18	131:52	1:51	6:45	0:05	1,225	39	17.3
Blake Comeau	61	735:41	12:03	701:49	11:30	24:44	0:24	9:08	0:08	1,018	43	16.7
Nathan Horton	36	556:29	15:27	476:21	13:13	2:04	0:03	78:04	2:10	698	48	19.4
Corey Tropp	44	379:29	8:37	377:42	8:35	0:00	0:00	1:47	0:02	592	38	13.5
Marian Gaborik	22	361:04	16:24	301:22	13:41	0:25	0:01	59:17	2:41	426	51	19.4
Jared Boll	28	213:34	7:37	212:59	7:36	0:00	0:00	0:35	0:01	310	41	11.1
Michael Chaput	17	151:12	8:53	147:54	8:42	2:19	0:08	0:59	0:03	227	40	13.4
Jack Skille	16	138:35	8:39	136:32	8:32	0:00	0:00	2:03	0:07	204	41	12.8
Nick Schultz	9	107:09	11:54	103:25	11:29	3:06	0:20	0:38	0:04	140	46	15.6
Matt Frattin	4	49:27	12:21	47:24	11:51	0:00	0:00	2:03	0:30	67	44	16.8
Cody Goloubef	5	49:07	9:49	48:59	9:47	0:08	0:01	0:00	0:00	64	46	12.8
Sean Collins	6	49:03	8:10	48:47	8:07	0:00	0:00	0:16	0:02	78	38	13
Ryan Craig	6	42:08	7:01	42:08	7:01	0:00	0:00	0:00	0:00	58	44	9.7
Tim Erixon	2	28:41	14:20	26:52	13:26	0:47	0:23	1:02	0:31	37	47	18.5

FACE-OFF REPORT

PLAYER	GP	EVEN STRENGTH		POWER PLAY		SHORTHANDED		TOTAL FACE-OFFS			
		W	L	W	L	W	L	W	L	TOTAL	FO%
Ryan Johansen	82	538	488	108	82	46	49	692	619	1311	52.8
Brandon Dubinsky	76	459	393	72	61	55	67	586	521	1107	52.9
Artem Anisimov	81	395	400	55	47	26	42	476	489	965	49.3
Mark Letestu	82	295	256	26	18	53	82	374	356	730	51.2
Derek MacKenzie	71	210	172	5	4	41	65	256	241	497	51.5
Michael Chaput	17	42	54	0	2	0	0	42	56	98	42.9
R.J. Umberger	74	17	10	7	4	1	1	25	15	40	62.5
Boone Jenner	72	14	15	0	1	0	0	14	16	30	46.7
Blake Comeau	61	9	6	1	1	0	0	10	7	17	58.8
Nick Foligno	70	4	4	1	2	1	1	6	7	13	46.2
Matt Calvert	56	3	5	0	0	0	1	3	6	9	33.3
Nathan Horton	36	0	0	1	0	0	0	1	0	1	100
Jack Skille	16	1	0	0	0	0	0	1	0	1	100
Jared Boll	28	0	1	0	0	0	0	0	1	1	0
Corey Tropp	44	0	1	0	0	0	0	0	1	1	0

GAME-BY-GAME RESULTS

DATE	OPPONENT	DEC	RECORD	SCORE	GOALS	PP	PK	SF-SA	W-GOALIE	L-GOALIE	ATT
Oct 04 '13	CGY	L	0-1-0	3-4	7p,10,42	1-3	3-3	32-30	MacDonald	Bobrovsky	18,151
Oct 05 '13	at NYI	SOW	1-1-0	2-2	55p,71	1-2	1-2	29-30	Bobrovsky	Nabokov	16,170
Oct 10 '13	at BUF	W	2-1-0	4-1	13,71,10,17	0-4	1-1	33-27	Bobrovsky	Miller	18,210
Oct 12 '13	BOS	L	2-2-0	1-3	7p	1-4	4-4	27-36	Rask	Bobrovsky	14,092
Oct 15 '13	at DET	L	2-3-0	1-2	13p	1-3	3-4	37-32	Gustavsson	Bobrovsky	20,066
Oct 17 '13	at MTL	L	2-4-0	3-5	38p,19,38p	2-6	3-4	33-36	Price	Bobrovsky	21,273
Oct 19 '13	at WSH	L	2-5-0	1-4	42	0-3	2-4	38-39	Holtby	Bobrovsky	18,506
Oct 20 '13	VAN	W	3-5-0	3-1	10,18,19	0-5	2-3	29-38	McElhinney	Lack	14,168
Oct 22 '13	NJD	W	4-5-0	4-1	17p,13,21,10	1-3	3-4	24-25	Bobrovsky	Schneider	14,357
Oct 25 '13	TOR	W	5-5-0	5-2	27p,10,17s,19,71	1-6	3-3	36-25	Bobrovsky	Bernier	13,930
Oct 27 '13	ANA	L	5-6-0	3-4	14,42s,42	0-1	4-5	21-32	Andersen	Bobrovsky	10,542
Nov 01 '13	at PIT	L	5-7-0	2-4	24,19	0-4	2-4	39-27	Fleury	Bobrovsky	18,620
Nov 02 '13	PIT	L	5-8-0	0-3		0-2	3-3	19-27	Zatkoff	McElhinney	18,634
Nov 05 '13	OTT	L	5-9-0	1-4	18p	1-4	4-4	33-24	Lehner	McElhinney	13,122
Nov 07 '13	NYR	L	5-10-0	2-4	51,27	0-2	2-3	34-34	Talbot	Bobrovsky	11,746
Nov 09 '13	NYI	W	6-10-0	5-2	17p,19,18p,13,21	2-4	1-1	29-26	Bobrovsky	Nabokov	13,949
Nov 12 '13	at WSH	OTL	6-10-1	3-4	17s,40,13	0-3	3-3	27-34	Holtby	Bobrovsky	18,506
Nov 14 '13	at BOS	OTL	6-10-2	2-3	14,71	0-4	1-1	34-31	Johnsson	Bobrovsky	17,565
Nov 15 '13	MTL	SOL	6-10-3	2-2	18,42	0-3	3-4	25-40	Budaj	McElhinney	11,562
Nov 17 '13	at OTT	W	7-10-3	4-1	19p,18p,51p,24	3-5	5-6	22-30	Bobrovsky	Anderson	15,535
Nov 19 '13	at EDM	L	7-11-3	0-7		0-1	1-4	14-32	Dubnyk	Bobrovsky	16,839
Nov 20 '13	at CGY	OTW	8-11-3	2-1	71,6	0-3	0-0	18-2	Bobrovsky	Berra	19,289
Nov 22 '13	at VAN	L	8-12-3	2-6	11,42	0-5	4-4	16-35	Luongo	Bobrovsky	18,910
Nov 25 '13	at TOR	W	9-12-3	6-0	13,18,5,27p,19,19p	2-4	1-1	22-18	Bobrovsky	Reimer	19,241
Nov 27 '13	NSH	L	9-13-3	0-4		0-2	2-3	19-29	Mazanec	Bobrovsky	11,893
Nov 29 '13	EDM	W	10-13-3	4-2	19,42p,71p,5	2-5	6-7	28-27	Bobrovsky	Bryzgalov	14,360
Nov 30 '13	at BOS	L	10-14-3	1-3	19p	1-2	5-6	14-36	Johnsson	McElhinney	17,565
Dec 03 '13	TBL	W	11-14-3	1-0	71	0-1	2-2	21-26	Bobrovsky	Bishop	10,223
Dec 06 '13	MIN	W	12-14-3	4-0	13,71p,38,18	1-3	4-4	41-20	McElhinney	Backstrom	11,319
Dec 09 '13	at PIT	L	12-15-3	1-2	11	0-1	2-2	33-30	Fleury	McElhinney	18,520
Dec 10 '13	NJD	W	13-15-3	5-4	13,17,13,11,71	0-1	2-2	23-34	McElhinney	Brodeur	11,905
Dec 12 '13	at NYR	W	14-15-3	4-2	11,42,58,19	0-2	3-3	27-34	McElhinney	Lundqvist	18,006
Dec 14 '13	STL	OTL	14-15-4	3-4	42,51,19p	1-7	2-3	33-31	Halak	McKenna	13,801
Dec 16 '13	WPG	L	14-16-4	2-3	18,51	0-2	3-4	24-32	Montoya	McKenna	11,448
Dec 19 '13	at PHI	L	14-17-4	4-5	13s,5,71,14	0-2	4-4	29-39	Mason	McElhinney	19,852
Dec 21 '13	PHI	W	15-17-4	6-3	19,18p,58,38,19,18	1-4	5-5	29-36	McElhinney	Emery	14,090
Dec 23 '13	at CAR	W	16-17-4	4-3	42,26,19,5	0-5	4-6	25-33	McKenna	Peters	16,601
Dec 27 '13	at NJD	SOW	17-17-4	2-1	42	0-5	3-3	30-17	McElhinney	Brodeur	16,592
Dec 29 '13	PIT	L	17-18-4	3-5	17,26,6	0-3	3-6	28-30	Zatkoff	McElhinney	18,871
Dec 31 '13	at COL	L	17-19-4	3-5	19,38,71	0-3	0-3	38-23	Varlamov	McElhinney	16,177
Jan 02 '14	at PHX	W	18-19-4	2-0	8p,18p	2-4	5-5	31-34	McElhinney	Smith	10,539
Jan 04 '14	at STL	L	18-20-4	2-6	42,55	0-1	1-1	24-37	Elliot	McElhinney	19,611
Jan 06 '14	at NYR	SOW	19-20-4	3-3	17,13,21	0-3	4-6	39-43	Bobrovsky	Lundqvist	18,006
Jan 10 '14	CAR	W	20-20-4	3-0	38,17,13p	1-2	2-2	24-36	Bobrovsky	Khudobin	16,008
Jan 11 '14	at WPG	W	21-20-4	6-3	55s,13,71,38,38,55	0-4	4-5	26-31	McElhinney	Pavelec	15,004
Jan 13 '14	TBL	W	22-20-4	3-2	19,8p,55p	2-6	3-4	28-28	Bobrovsky	Lindback	14,070
Jan 17 '14	WSH	W	23-20-4	5-1	21p,13,19,55p,13	2-4	4-4	36-27	Bobrovsky	Grubauer	14,121
Jan 18 '14	at BUF	SOW	24-20-4	3-3	58,11,17p	1-2	3-4	35-29	Bobrovsky	Miller	19,070
Jan 21 '14	LAK	W	25-20-4	5-3	18p,19,18,8,42	1-3	3-3	34-29	Bobrovsky	Jones	13,286
Jan 23 '14	PHI	W	26-20-4	5-2	7,24,11p,17,8	1-7	5-6	39-28	Bobrovsky	Emery	15,571
Jan 25 '14	BUF	L	26-21-4	2-5	24,55	0-4	1-1	38-22	Miller	Bobrovsky	16,272
Jan 27 '14	at CAR	L	26-22-4	2-3	24,18	0-0	2-2	24-35	Khudobin	Bobrovsky	13,641
Jan 28 '14	OTT	L	26-23-4	2-3	13p,21p	2-5	2-4	36-28	Anderson	McElhinney	13,373
Jan 30 '14	WSH	W	27-23-4	5-2	24s,19,17,19,13	0-7	7-7	29-32	Bobrovsky	Holtby	16,047
Feb 01 '14	FLA	W	28-23-4	4-1	38,19,71,55	0-1	3-3	30-36	Bobrovsky	Thomas	16,762
Feb 03 '14	at ANA	W	29-23-4	4-2	19,18p,71,71p	2-5	2-2	33-36	Bobrovsky	Andersen	14,044
Feb 06 '14	at LAK	OTL	29-23-5	1-2	7p	1-5	6-6	25-20	Quick	Bobrovsky	18,118
Feb 07 '14	at SJS	L	29-24-5	2-3	19,38	0-4	5-5	21-47	Niemi	Bobrovsky	17,562
Feb 27 '14	at NJD	L	29-25-5	2-5	42,10	0-3	1-3	19-35	Schneider	Bobrovsky	15,185
Mar 01 '14	FLA	W	30-25-5	6-3	18p,13p,58p,42s,71,11,34	4-4	3-4	37-20	Bobrovsky	Clemmensen	15,441
Mar 03 '14	at TOR	W	31-25-5	2-1	47,42	0-1	2-2	33-29	Bobrovsky	Reimer	19,577
Mar 04 '14	DAL	W	32-25-5	4-2	38,18,42p,42	1-2	2-3	20-33	Bobrovsky	Ellis	15,661
Mar 06 '14	at CHI	L	32-26-5	1-6	19	0-4	3-4	23-33	Crawford	Bobrovsky	21,179
Mar 08 '14	at NSH	W	33-26-5	1-0	42	0-5	1-1	36-28	Bobrovsky	Rinne	17,113
Mar 11 '14	DET	W	34-26-5	4-1	71,38,17,24	0-3	4-4	37-40	Bobrovsky	Mrazek	14,330
Mar 13 '14	SJS	SOL	34-26-6	3-3	19,18s,21	0-3	2-3	38-27	Stalock	Bobrovsky	13,851
Mar 15 '14	at MIN	SOW	35-26-6	1-1	47	0-0	1-1	29-33	Bobrovsky	Kuemper	19,042
Mar 18 '14	CAR	L	35-27-6	1-3	38	0-3	4-5	47-20	Khudobin	Bobrovsky	15,938
Mar 20 '14	at MTL	W	36-27-6	3-2	24s,17,19	0-8	2-3	40-27	Bobrovsky	Price	21,273
Mar 21 '14	NYR	L	36-28-6	1-3	71	0-3	4-4	26-32	Lundqvist	Bobrovsky	18,513
Mar 23 '14	at NYI	L	36-29-6	0-2		0-6	3-4	41-32	Nabokov	Bobrovsky	15,008
Mar 25 '14	DET	W	37-29-6	4-2	19p,17p,13,19	2-4	2-2	28-33	McElhinney	Howard	15,103
Mar 28 '14	PIT	L	37-30-6	1-2	11p	1-4	4-4	36-31	Fleury	McElhinney	18,908
Mar 29 '14	at CAR	OTW	38-30-6	3-2	11,42,19p	1-1	2-3	32-27	McElhinney	Khudobin	16,714
Apr 01 '14	COL	OTL	38-30-7	2-3	13,14	0-2	0-1	26-28	Varlamov	Bobrovsky	16,550
Apr 03 '14	at PHI	W	39-30-7	2-0	21p,17	1--4	4-4	27-37	Bobrovsky	Mason	19,981
Apr 04 '14	CHI	L	39-31-7	3-4	24,19,42p	1-3	1-2	27-38	Raanta	Bobrovsky	18,695
Apr 06 '14	NYI	W	40-31-7	4-0	38p,7p,55,27p	3-6	2-2	33-31	Bobrovsky	Nabokov	15,667
Apr 08 '14	PHX	OTW	41-31-7	4-3	38,55,14,19	0-1	2-2	30-32	Bobrovsky	Greiss	16,289
Apr 09 '14	at DAL	W	42-31-7	3-1	8,42,55p	1-3	3-4	25-34	Bobrovsky	Thomas	16,125
Apr 11 '14	at TBL	L	42-32-7	2-3	38p,58	1-3	2-3	38-22	Gudlevskis	McElhinney	18,686
Apr 12 '14	at FLA	W	43-32-7	3-2	13,55p,19p	2-5	4-4	38-35	Bobrovsky	Luongo	14,241

GAME-BY-GAME RESULTS

HOME (22-15-4, 48 PTS)

DATE	OPPONENT	DEC	RECORD	SCORE	GOALS	PP	PK	SF-SA	W-GOALIE	L-GOALIE	ATT
Oct 04 '13	CGY	L	0-1-0	3-4	7p,10,42	1-3	3-3	32-30	MacDonald	Bobrovsky	18,151
Oct 12 '13	BOS	L	0-2-0	1-3	7p	1-4	4-4	27-36	Rask	Bobrovsky	14,092
Oct 20 '13	VAN	W	1-2-0	3-1	10,18,19	0-5	2-3	29-38	McElhinney	Lack	14,168
Oct 22 '13	NJD	W	2-2-0	4-1	17p,13,21,10	1-3	3-4	24-25	Bobrovsky	Schneider	14,357
Oct 25 '13	TOR	W	3-2-0	5-2	27p,10,17s,19,71	1-6	3-3	36-25	Bobrovsky	Bernier	13,930
Oct 27 '13	ANA	L	3-3-0	3-4	14,42s,42	0-1	4-5	21-32	Andersen	Bobrovsky	10,542
Nov 02 '13	PIT	L	3-4-0	0-3		0-2	3-3	19-27	Zatkoff	McElhinney	18,634
Nov 05 '13	OTT	L	3-5-0	1-4	18p	1-4	4-4	33-24	Lehner	McElhinney	13,122
Nov 07 '13	NYR	L	3-6-0	2-4	51,27	0-2	2-3	34-34	Talbot	Bobrovsky	11,746
Nov 09 '13	NYI	W	4-6-0	5-2	17p,19,18p,13,21	2-4	1-1	29-26	Bobrovsky	Nabokov	13,949
Nov 15 '13	MTL	SOL	4-6-1	2-2	18,42	0-3	3-4	25-40	Budaj	McElhinney	11,562
Nov 27 '13	NSH	L	4-7-1	0-4		0-2	2-3	19-29	Mazanec	Bobrovsky	11,893
Nov 29 '13	EDM	W	5-7-1	4-2	19,42p,71p,5	2-5	6-7	28-27	Bobrovsky	Bryzgalov	14,360
Dec 03 '13	TBL	W	6-7-1	1-0	71	0-1	2-2	21-26	Bobrovsky	Bishop	10,223
Dec 06 '13	MIN	W	7-7-1	4-0	13,71p,38,18	1-3	4-4	41-20	McElhinney	Backstrom	11,319
Dec 10 '13	NJD	W	8-7-1	5-4	13,17,13,11,71	0-1	2-2	23-34	McElhinney	Brodeur	11,905
Dec 14 '13	STL	OTL	8-7-2	3-4	42,51,19p	1-7	2-3	33-31	Halak	McKenna	13,801
Dec 16 '13	WPG	L	8-8-2	2-3	18,51	0-2	3-4	24-32	Montoya	McKenna	11,448
Dec 21 '13	PHI	W	9-8-2	6-3	19,18p,58,38,19,18	1-4	5-5	29-36	McElhinney	Emery	14,090
Dec 29 '13	PIT	L	9-9-2	3-5	17,26,6	0-3	3-6	28-30	Zatkoff	McElhinney	18,871
Jan 10 '14	CAR	W	10-9-2	3-0	38,17,13p	1-2	2-2	24-36	Bobrovsky	Khudobin	16,008
Jan 13 '14	TBL	W	11-9-2	3-2	19,8p,55p	2-6	3-4	28-28	Bobrovsky	Lindback	14,070
Jan 17 '14	WSH	W	12-9-2	5-1	21p,13,19,55p,13	2-4	4-4	36-27	Bobrovsky	Grubauer	14,121
Jan 21 '14	LAK	W	13-9-2	5-3	18p,19,18,8,42	1-3	3-3	34-29	Bobrovsky	Jones	13,286
Jan 23 '14	PHI	W	14-9-2	5-2	7,24,11p,17,8	1-7	5-6	39-28	Bobrovsky	Emery	15,571
Jan 25 '14	BUF	L	14-10-2	2-5	24,55	0-4	1-1	38-22	Miller	Bobrovsky	16,272
Jan 28 '14	OTT	L	14-11-2	2-3	13p,21p	2-5	2-4	36-28	Anderson	McElhinney	13,373
Jan 30 '14	WSH	W	15-11-2	5-2	24s,19,17,19,13	0-7	7-7	29-32	Bobrovsky	Holtby	16,047
Feb 01 '14	FLA	W	16-11-2	4-1	38,19,71,55	0-1	3-3	30-36	Bobrovsky	Thomas	16,762
Mar 01 '14	FLA	W	17-11-2	6-3	18p,13p,58p,42s,71,11	3-4	4-4	37-20	Bobrovsky	Clemmensen	15,441
Mar 04 '14	DAL	W	18-11-2	4-2	38,18,42p,42	1-2	2-3	20-33	Bobrovsky	Ellis	15,661
Mar 11 '14	DET	W	19-11-2	4-1	71,38,17,24	0-3	4-4	37-40	Bobrovsky	Mrazek	14,330
Mar 13 '14	SJS	SOL	19-11-3	3-3	19,18s,21	0-3	2-3	38-27	Stalock	Bobrovsky	13,851
Mar 18 '14	CAR	L	19-12-3	1-3	38	0-3	4-5	47-20	Khudobin	Bobrovsky	15,938
Mar 21 '14	NYR	L	19-13-3	1-3	71	0-3	4-4	26-32	Lundqvist	Bobrovsky	18,513
Mar 25 '14	DET	W	20-13-3	4-2	19p,17p,13,19	2-4	2-2	28-33	McElhinney	Howard	15,103
Mar 28 '14	PIT	L	20-14-3	1-2	11p	1-4	4-4	36-31	Fleury	McElhinney	18,908
Apr 01 '14	COL	OTL	20-14-4	2-3	13,14	0-2	0-1	26-28	Varlamov	Bobrovsky	16,550
Apr 04 '14	CHI	L	20-15-4	3-4	24,19,42p	1-3	1-2	27-38	Raanta	Bobrovsky	18,695
Apr 06 '14	NYI	W	21-15-4	4-0	38p,7p,55,27p	3-6	2-2	33-31	Bobrovsky	Nabokov	15,667
Apr 08 '14	PHX	OTW	22-15-4	4-3	38,55,14,19	0-1	2-2	30-32	Bobrovsky	Greiss	16,289

ROAD (21-17-3, 45 PTS)

DATE	OPPONENT	DEC	RECORD	SCORE	GOALS	PP	PK	SF-SA	W-GOALIE	L-GOALIE	ATT
Oct 05 '13	at NYI	SOW	1-0-0	2-2	55p,71	1-2	1-2	29-30	Bobrovsky	Nabokov	16,170
Oct 10 '13	at BUF	W	2-0-0	4-1	13,71,10,17	0-4	1-1	33-27	Bobrovsky	Miller	18,210
Oct 15 '13	at DET	L	2-1-0	1-2	13p	1-3	3-4	37-32	Gustavsson	Bobrovsky	20,066
Oct 17 '13	at MTL	L	2-2-0	3-5	38p,19,38p	2-6	3-4	33-36	Price	Bobrovsky	21,273
Oct 19 '13	at WSH	L	2-3-0	1-4	42	0-3	2-4	38-39	Holtby	Bobrovsky	18,506
Nov 01 '13	at PIT	L	2-4-0	2-4	24,19	0-4	2-4	39-27	Fleury	Bobrovsky	18,620
Nov 12 '13	at WSH	OTL	2-4-1	3-4	17s,40,13	0-3	3-3	27-34	Holtby	Bobrovsky	18,506
Nov 14 '13	at BOS	OTL	2-4-2	2-3	14,71	0-4	1-1	34-31	Johnson	Bobrovsky	17,565
Nov 17 '13	at OTT	W	3-4-2	4-1	19p,18p,51p,24	3-5	5-6	22-30	Bobrovsky	Anderson	15,535
Nov 19 '13	at EDM	L	3-5-2	0-7		0-1	1-4	14-32	Dubnyk	Bobrovsky	16,839
Nov 20 '13	at CGY	OTW	4-5-2	2-1	71,6	0-3	0-0	18-2	Bobrovsky	Berra	19,289
Nov 22 '13	at VAN	L	4-6-2	2-6	11,42	0-5	4-4	16-35	Luongo	Bobrovsky	18,910
Nov 25 '13	at TOR	W	5-6-2	6-0	13,18,5,27p,19,19p	2-4	1-1	22-18	Bobrovsky	Reimer	19,241
Nov 30 '13	at BOS	L	5-7-2	1-3	19p	1-2	5-6	14-36	Johnson	McElhinney	17,565
Dec 09 '13	at PIT	L	5-8-2	1-2	11	0-1	2-2	33-30	Fleury	McElhinney	18,520
Dec 12 '13	at NYR	W	6-8-2	4-2	11,42,58,19	0-2	3-3	27-34	McElhinney	Lundqvist	18,006
Dec 19 '13	at PHI	L	6-9-2	4-5	13s,5,71,14	0-2	4-4	29-39	Mason	McElhinney	19,852
Dec 23 '13	at CAR	W	7-9-2	4-3	42,26,19,5	0-5	4-6	25-33	McKenna	Peters	16,601
Dec 27 '13	at NJD	SOW	8-9-2	1-1	42	0-5	3-3	30-17	McElhinney	Brodeur	16,592
Dec 31 '13	at COL	L	8-10-2	3-5	19,38,71	0-3	0-3	38-23	Varlamov	McElhinney	16,177
Jan 02 '14	at PHX	W	9-10-2	2-0	8p,18p	2-4	5-5	31-34	McElhinney	Smith	10,539
Jan 04 '14	at STL	L	9-11-2	2-6	42,55	0-1	1-1	24-37	Elliott	McElhinney	19,611
Jan 06 '14	at NYR	SOW	10-11-2	3-3	17,13,21	0-3	4-6	39-43	Bobrovsky	Lundqvist	18,006
Jan 11 '14	at WPG	W	11-11-2	6-3	55s,13,71,38,38,55	0-4	4-5	26-31	McElhinney	Pavelec	15,004
Jan 18 '14	at BUF	SOW	12-11-2	3-3	58,11,17p	1-2	3-4	35-29	Bobrovsky	Miller	19,070
Jan 27 '14	at CAR	L	12-12-2	2-3	24,18	0-0	2-2	24-35	Khudobin	Bobrovsky	13,641
Feb 03 '14	at ANA	W	13-12-2	4-2	19,18p,71,71p	2-5	2-2	33-36	Bobrovsky	Andersen	14,044
Feb 06 '14	at LAK	OTL	13-12-3	1-2	7p	1-5	6-6	25-20	Quick	Bobrovsky	18,118
Feb 07 '14	at SJS	L	13-13-3	2-3	19,38	0-4	5-5	21-47	Niemi	Bobrovsky	17,562
Feb 27 '14	at NJD	L	13-14-3	2-5	42,10	0-3	1-3	19-35	Schneider	Bobrovsky	15,185
Mar 03 '14	at TOR	W	14-14-3	2-1	47,42	0-1	2-2	33-29	Bobrovsky	Reimer	19,577
Mar 06 '14	at CHI	L	14-15-3	1-6	19	0-4	3-4	23-33	Crawford	Bobrovsky	21,179
Mar 08 '14	at NSH	W	15-15-3	1-0	42	0-5	1-1	36-28	Bobrovsky	Rinne	17,113
Mar 15 '14	at MIN	SOW	16-15-3	1-1	47	0-0	1-1	29-33	Bobrovsky	Kuemper	19,042
Mar 20 '14	at MTL	W	17-15-3	3-2	24s,17,19	0-8	2-3	40-27	Bobrovsky	Price	21,273
Mar 23 '14	at NYI	L	17-16-3	0-2		0-6	3-4	41-32	Nabokov	Bobrovsky	15,008
Mar 29 '14	at CAR	OTW	18-16-3	3-2	11,42,19p	1-1	2-3	32-27	McElhinney	Khudobin	16,714
Apr 03 '14	at PHI	W	19-16-3	2-0	21p,17	1--4	4-4	27-37	Bobrovsky	Mason	19,981
Apr 09 '14	at DAL	W	20-16-3	3-1	8,42,55p	1-3	3-4	25-34	Bobrovsky	Thomas	16,125
Apr 11 '14	at TBL	L	20-17-3	2-3	38p,58	1-3	2-3	38-22	Gudlevskis	McElhinney	18,686
Apr 12 '14	at FLA	W	21-17-3	3-2	13,55p,19p	2-5	4-4	38-35	Bobrovsky	Luongo	14,241

TEAM BY PERIOD

SCORING	1st	2nd	3rd	OT	TOT	AVG
COLUMBUS	74	69	80	3	226	2.76
Opponents	53	71	85	5	214	2.61
SHOTS	1st	2nd	3rd	OT	TOT	AVG
COLUMBUS	757	869	772	33	2431	29.6
Opponents	768	890	844	22	2524	30.8

MISCELLANEOUS RECORD

One-Goal Games	16-12-7
Two-Goal Games	10-10
Three or More-Goal Games	17-10

RECORD VS. NHL

vs. Metropolitan Division:	16-13-1
vs. Atlantic Division:	14-8-2
vs. EASTERN CONFERENCE:	30-21-3

vs. Central Division:	6-6-2
vs. Pacific Division:	7-5-2
vs. WESTERN CONFERENCE:	13-11-4

RECORD BY MONTH

MONTH	REC	PTS
October	5-6-0	10
November	5-8-3	13
December	7-5-1	15
January	10-4-0	20
February	2-2-1	5
March	9-5-1	19
April	5-2-1	11
TOTALS	43-32-7	93

RECORD BY DAY

DAY	REC	PTS
Monday	6-3-0	12
Tuesday	8-6-2	18
Wednesday	2-1-0	4
Thursday	7-5-3	17
Friday	6-8-1	13
Saturday	11-6-1	23
Sunday	3-3-0	6
TOTALS	43-32-7	93

BLUE JACKETS RECORD WHEN...

PLAYING BACK-TO-BACK GAMES	OVERALL	HOME	AWAY
First Game	7-8-2	4-3-0	3-5-2
Second Game	10-6-1	3-4-1	7-2-0
SCORING			
One Goal or Less	4-14-1	1-7-0	3-7-1
Two Goals or Less	9-25-4	1-11-2	8-14-2
Three Goals	9-6-3	3-4-2	6-2-1
Four Goals or More	25-1-0	18-0-0	7-1-0
ALLOWING			
Two Goals or Less	34-4-2	17-1-1	17-3-1
Three Goals	8-10-3	4-6-2	4-4-1
Four Goals or More	1-18-2	1-8-1	0-10-1
In Overtime	8-7	1-4	7-3
Scoring a PP Goal	25-10-2	15-6-1	10-4-1
Shutout on the PP	18-22-5	7-9-3	11-13-2
Allowing a PP Goal	15-19-4	6-8-4	9-11-0
Killing All SH Situations	28-13-3	16-7-0	12-6-3
Scoring First Goal	34-10-6	18-5-3	16-5-3
Allowing First Goal	9-22-1	4-10-1	5-12-0
Leading After 1st Period	22-5-3	13-2-2	9-3-1
Tied After 1st Period	18-13-4	7-10-2	11-5-2
Trailing After 1st period	3-14-0	2-5-0	1-9-0
Leading After 2nd Period	29-2-4	12-0-3	17-2-1
Tied After 2nd Period	12-7-3	9-6-1	3-1-2
Trailing After 2nd Period	2-23-0	1-9-0	1-14-0
Leading in Shots	18-12-4	9-6-2	9-6-2
Trailing in Shots	24-19-3	12-8-2	12-11-1
Shots Are Tied	1-1-0	1-1-0	0-0-0

STATISTICAL BREAKDOWN

HAT TRICKS FOR - 0

GOALS	PLAYER	DATE	OPPONENT	OPPOSING GOALTENDER	RESULT
None					

HAT TRICKS AGAINST - 1

GOALS	PLAYER	DATE	OPPONENT	CBJ GOALTENDER	RESULT
3	James Neal	Dec. 29, 2013	Pittsburgh	Curtis McElhinney	L, 3-5

EXTRA ATTACKER GOALS FOR - 2

DATE	OPPONENT	GOAL SCORER	TIME	PERIOD	RESULT
Dec. 9, 2013	at Pittsburgh	Matt Calvert	19:04	3rd	L, 1-2
Mar. 18, 2014	Carolina	Boone Jenner	19:10	3rd	L, 1-3

EXTRA ATTACKER GOALS AGAINST - 4

DATE	OPPONENT	GOAL SCORER	TIME	PERIOD	RESULT
Dec. 21, 2013	Philadelphia	Wayne Simmonds	18:19	3rd	W, 6-3
Jan. 18, 2014	at Buffalo	Tyler Myers	19:35	3rd	W, 4-3 SO
Jan. 21, 2014	Los Angeles	Robyn Regehr	16:30	3rd	W, 5-3
Apr. 9, 2014	at Dallas	Trevor Daley	8:39	3rd	W, 3-1

SPECIAL TEAMS

POWER PLAY	PPG	ATT	PCT	RANK
Overall	54	280	19.3	11th
Home	32	142	22.5	4th
Road	22	138	15.9	T-20th
8 shorthanded goals against				T-20th
PENALTY KILLING	GA	ATT	PCT	RANK
Overall	50	280	82.1	T-14th
Home	21	143	85.3	4th
Road	29	137	78.8	T-25th
9 shorthanded goals scored				T-9th

SHUTOUTS BY BLUE JACKETS - 8

DATE	OPPONENT	GOALTENDER	SV/SCORE
Nov. 25, 2013	at Toronto	Sergei Bobrovsky	18/W, 6-0
Dec. 3, 2013	Tampa Bay	Bobrovsky/McElhinney	26/W, 1-0
Dec. 6, 2013	Minnesota	Curtis McElhinney	20/W, 4-0
Jan. 2, 2014	at Phoenix	Curtis McElhinney	34/W, 2-0
Jan. 10, 2014	Carolina	Sergei Bobrovsky	36/W, 3-0
Mar. 8, 2014	at Nashville	Sergei Bobrovsky	28/W, 1-0
Apr. 3, 2014	at Philadelphia	Sergei Bobrovsky	37/W, 2-0
Apr. 6, 2014	vs. NY Islanders	Sergei Bobrovsky	31/W, 4-0

PENALTIES

GP	PIM	AVG	RANK
82	910	11.1	20th

SHUTOUTS BY OPPONENTS - 4

DATE	OPPONENT	GOALTENDER	SV/SCORE
Nov. 2, 2013	Pittsburgh	Jeff Zatkoff	19/L, 0-3
Nov. 19, 2013	at Edmonton	Devan Dubnyk	14/L, 0-7
Nov. 27, 2013	Nashville	Marek Mazanec	19/L, 0-4
Mar. 23, 2014	at NY Islanders	Evgeni Nabokov	41/L, 0-2

SITUATIONAL SCORING

	GF	GA
5 ON 5	149	141
5 ON 4	46	7
5 ON 3	5	0
4 ON 4	4	8
4 ON 3	3	0
3 ON 3	0	0
3 ON 4	1	1
3 ON 5	0	2
4 ON 5	8	47
Empty Net	8	8
Penalty Shots	1	0
TOTALS	226	214

TEAM SCORING

Most goals – game:	6	4x, Mar. 1 vs. Florida – most recent
Most goals – period:	4	3x, 2nd period, Jan. 11 at Winnipeg – most recent
Most goals allowed – game:	7	Nov. 19 at Edmonton
Most goals allowed – period:	5	3rd period, Dec. 19 at Philadelphia
Fewest goals – game:	0	4x, Mar. 23 at NY Islanders – most recent
Fewest goals allowed – game:	0	8x, Apr. 6 vs. NY Islanders – most recent
Most power play goals – game:	3	3x, Apr. 6 vs. NY Islanders – most recent
Most power play goals allowed – game:	3	3x, Dec. 31 at Colorado – most recent
Most power play attempts – game:	8	Mar. 20 at Montreal
Most power play attempts allowed – game:	7	2x, Jan. 30 vs. Washington – most recent
Most shorthanded goals – game:	1	9x, Mar. 20 at Montreal – most recent
Most shorthanded goals allowed – game:	2	Jan. 25 vs. Buffalo
Best PP efficiency (multiple attempts):	3-of-4	Mar. 1 vs. Florida
Best PK efficiency:	7-of-7	Jan. 30 vs. Washington
Largest margin of victory:	6	Nov. 25 at Toronto
Largest margin of defeat:	7	Nov. 19 at Edmonton

SHOTS

Most shots – game:	47	Mar. 18 vs. Carolina
Most shots – period:	19	3rd period, Mar. 18 vs. Carolina
Most shots – overtime period:	6	Jan. 6 at NY Rangers
Most shots allowed – game:	47	Feb. 7 at San Jose
Most shots allowed – period:	21	2x, 3rd period, Jan. 2 at Phoenix – most recent
Most shots allowed – overtime period:	4	2x, Apr. 1 vs. Colorado – most recent
Fewest shots – game:	14	2x, Nov. 30 at Boston – most recent
Fewest shots – period:	2	4x, 3rd period, Apr. 9 at Dallas – most recent
Fewest shots – overtime period:	0	2x, Feb. 6 at L.A. – most recent
Fewest shots allowed – game:	17	Dec. 27 at New Jersey (SO)
Fewest shots allowed – period:	0	3rd period, Mar. 18 vs. Carolina
Fewest shots allowed – overtime period:	0	4x, Apr. 8 vs. Phoenix – most recent

PENALTIES

Most penalties – game:	10	Jan. 30 vs. Washington
Most penalties – period:	6	Nov. 30 at Boston
Most penalty minutes – game:	34	Jan. 30 vs. Washington
Most penalty minutes – period:	27	3rd period, Dec. 9 at Pittsburgh
Fewest penalties – game:	0	Nov. 20 at Calgary
Fewest penalty minutes – game:	0	Nov. 20 at Calgary

STREAKS

Longest winning streak – overall:	8	Jan. 6-23
Longest winning streak – home:	5	2x, Jan. 10-23 and Jan. 30-Mar. 11
Longest winning streak – road:	3	2x, Mar. 8-20 and Mar. 29-Apr. 9
Longest unbeaten streak (pt. earned):	8	Jan. 6-23 (8-0-0)
Longest unbeaten streak (pt. earned) – home:	6	Jan. 30-Mar. 13 (5-0-1)
Longest unbeaten streak (pt. earned) – road:	3	3x, Mar. 29-Apr. 9 (3-0-0) – most recent
Longest regulation losing streak – overall:	5	Oct. 27 – Nov. 7
Longest regulation losing streak – home:	4	Oct. 27 – Nov. 7
Longest regulation losing streak – road:	4	Oct. 15 – Nov. 1
Longest streak without a win – overall:	5	Oct. 27 – Nov. 7 (0-5-0)
Longest streak without a win – home:	4	Oct. 27 – Nov. 7 (0-4-0)
Longest streak without a win – road:	6	Oct. 15 – Nov. 14 (0-4-2)

FRANCHISE RECORD

8	3x, Nov. 10, 2010 vs. St. Louis – most recent
5	2x, 2nd period, Mar. 25, 2010 vs. Chicago – most recent
10	Mar. 30, 2002 at San Jose
6	2nd period, Dec. 17, 2005 at Nashville
0	95x, Mar. 23, 2014 at NY Islanders – most recent
0	71x, Apr. 6 vs. NY Islanders – most recent
5	Dec. 10, 2006 vs. Ottawa
5	3x, Jan. 6, 2007 at San Jose – most recent
13	2x, Jan. 24, 2004 vs. Chicago – most recent
12	2x, Oct. 26, 2005 vs. Nashville – most recent
2	2x, Mar. 22, 2011 at Colorado – most recent
2	10x, Jan. 25, 2014 vs. Buffalo – most recent
2-of-2	3x, Jan. 17, 2012 vs. Edmonton – most recent
9-of-9	3x, Mar. 12, 2011 at Carolina – most recent
7	Nov. 10, 2010 vs. St. Louis
8	3x, Nov. 11, 2009 vs. Detroit

54	Apr. 3, 2012 at Phoenix
25	3rd period, Apr. 27, 2013 vs. Nashville
7	Nov. 1, 2008 vs. Chicago
52	Jan. 14, 2006 at Florida
25	3rd period, Nov. 19, 2010 at Anaheim
11	Jan. 11, 2004 at Anaheim
10	Apr. 1, 2003 at Philadelphia
1	9x, Mar. 31, 2013 vs. Anaheim – most recent
0	29x, Feb. 6, 2014 at L.A. – most recent
13	Feb. 21, 2009 vs. Anaheim
0	3x, Mar. 18, 2014 vs. Carolina – most recent
0	21x, Apr. 8, 2014 vs. Phoenix – most recent

21	Jan. 11, 2006 vs. Pittsburgh
13	3rd period, Feb. 7, 2006 at Vancouver
70	Feb. 21, 2003 at San Jose
52	2nd period, Mar. 26, 2009 vs. Calgary
0	2x – Nov. 20, 2013 at Calgary – most recent
0	2x – Nov. 20, 2013 at Calgary – most recent

8	Jan. 6-23, 2014
6	Dec. 26, 2007-Jan. 15, 2008
6	Jan. 19-Feb. 18, 2011
12	Feb. 26-Mar. 22, 2013 (8-0-4)
12	Feb. 11-Mar. 31, 2013 (9-0-3)
8	Jan. 15-Feb. 18, 2011, (6-0-2)
8	2x, Nov. 17-Dec. 3, 2000
6	Oct. 12-Nov. 9, 2001
9	Oct. 12-Nov. 20, 2005
9	2x, Dec. 10-26, 2009 (0-7-2) – most recent
8	2x, Oct. 4-Nov. 9, 2001 (0-6-2-0)
14	Oct. 9-Dec. 23, 2003 (0-11-1-2)

INDIVIDUAL HIGHS

INDIVIDUAL

Most goals – game:
Most assists – game:
Most points – game:

Most goals – period:

Most assists – period:

Most points – period:

Most power play goals – game:
Most shorthanded goals – game:

Most shots on goal – game:

Most shots on goal – period:

Highest Plus/Minus:

Lowest Plus/Minus:

Most penalty minutes – game:
Most penalty minutes – period:

Most ice time – forward (regulation game):
Most ice time – def. (regulation game):
Most ice time – forward (overtime game):

Most ice time – def. (overtime game):
Longest point scoring streak:
m

Longest goal-scoring streak:
Longest assist-scoring streak:

Most saves by a goalie – game:

Most saves by a goalie – period:

2013-14 SEASON

2 14x, Ryan Johansen, Mar. 25 vs. Detroit – most recent
3 3x, James Wisniewski, Mar. 1 vs. Detroit – most recent
4 2x, Cam Atkinson and Brandon Dubinsky, Dec. 10 vs. New Jersey
2 2x, Nick Foligno, 3rd period, Feb. 3 at Anaheim – most recent
2 10x, James Wisniewski, 1st period, Mar. 25 vs. Detroit – most recent
2 17x, James Wisniewski, 1st period, Mar. 25 vs. Detroit – most recent
2 Boone Jenner, Oct. 17 at Montreal
1 9x, Derek MacKenzie, Mar. 20 at Montreal – most recent
8 2x, Ryan Johansen, Apr. 8 vs. Phoenix – most recent
6 Ryan Johansen, 2nd period, Apr. 8 vs. Phoenix
+3 15x, David Savard, Apr. 8 vs. Phoenix – most recent
-3 21x, Nathan Horton and Boone Jenner, Mar. 6 at Chicago – most recent
20 Brandon Dubinsky, Dec. 9 at Pittsburgh
20 Brandon Dubinsky, 3rd period, Dec. 9 at Pittsburgh
23:32 Brandon Dubinsky, Oct. 17 at Montreal
31:18 Jack Johnson, Mar. 3 at Toronto
22:34 Brandon Dubinsky, Nov. 12 at Washington
31:35 Jack Johnson, Jan. 6 at NY Rangers
9 Ryan Johansen, Nov. 29-Dec. 6 (4-7-11)
4 Artem Anisimov, Feb. 27-Mar. 4
5 Ryan Johansen, Apr. 4-11 (5A) and James Wisniewski, Apr. 3-9 (5A)
44 Sergei Bobrovsky, Feb. 7 at San Jose
21 Curtis McElhinney, 3rd period, Jan. 2 at Phoenix

FRANCHISE RECORD

4 Geoff Sanderson, Mar. 29, 2003 at Calgary
5 Espen Knutsen, Mar. 24, 2001 vs. Calgary
5 4x, David Vyborny, Feb. 28, 2004 vs. Colorado – most recent
3 3x, Jeff Carter, 1st period, Dec. 22, 2011 at Nashville – most recent
3 6x, Alexander Svitov, 3rd period, Jan. 5, 2007 at Anaheim – most recent
3 21x, Jeff Carter, 1st period Dec. 22, 2011 at Nashville – most recent
3 Bryan Berard, Jan. 9, 2006 at Phoenix
1 79x, Derek MacKenzie, Mar. 20, 2014 at Montreal – most recent
10 7x, Rick Nash, Jan. 17, 2008 at Phoenix – most recent
7 Ray Whitney, 3rd period, Nov. 12, 2002 at Colorado
+4 6x, Dalton Prout, Mar. 29, 2013 at Calgary – most recent
-5 3x, Espen Knutsen, Feb. 23, 2003 at Vancouver – most recent
31 Duvie Westcott, Apr. 13, 2006 vs. St. Louis
31 Duvie Westcott, 2nd period, Apr. 13, 2006 vs. St. Louis
27:19 Ray Whitney, Oct. 14, 2002 vs. Phoenix
34:59 Jack Johnson, Feb. 2, 2013 vs. Detroit
27:43 David Vyborny, Dec. 8, 2005 vs. NY Islanders
33:18 Deron Quint, Nov. 21, 2001 vs. Detroit
10 2x, Rick Nash, Feb. 10-Mar. 10, 2013 (7-9-16) – most recent
7 Geoff Sanderson, Nov. 5-17, 2002 (8G)
8 R.J. Umberger, Nov. 10-26, 2010 (8A)
48 2x, Pascal Leclaire, Jan. 14, 2006 at Florida (5-4 OTW) 52 shots – most recent
24 Steve Mason, 3rd period, Nov. 19, 2010 at Anaheim

MISCELLANEOUS

Fastest goal to start – game: 0:38 Matt Calvert, Dec. 12 at NY Rangers
Fastest goal to start allowed – game: 0:32 Travis Zajac, Dec. 10 vs. New Jersey
Fastest goal to start – period: 0:18 2x, Matt Calvert, 3rd period, Dec. 10 vs. New Jersey & Ryan Johansen, 2nd period, Feb. 7 at San Jose
Fastest goal to start allowed – period: 0:14 Patrik Berglund, 3rd period, Jan. 4 at St. Louis
Fastest two goals: 0:17 Derek MacKenzie 2:25 (1st) & R.J. Umberger 2:42 (1st), Jan. 27 vs. Carolina
Fastest two goals against: 0:16 H. Sedin 13:59 (2nd) & A. Edler 14:15 (2nd), Nov. 22 at Vancouver
Fastest three goals: 4:58 C. Atkinson 4:15 (2nd), N. Foligno 8:26 (2nd) & B. Jenner 9:07 (2nd), Jan. 11 at Winnipeg
Fastest three goals against: 2:10 Z. Kassian 12:05 (2nd), H. Sedin 13:59 (2nd) & A. Edler 14:15 (2nd), Nov. 22 at Vancouver

0:10 2x, Cam Atkinson, Mar. 28, 2013 at Edmonton – most recent
0:08 2x, Antti Laaksonen, Feb. 10, 2006 vs. Colorado – most recent
0:10 2x, Cam Atkinson, Mar. 28, 2013, first period
0:08 Mike Modano, 1st period, Dec. 27, 2003 vs. Dallas
0:08 2x, Vinny Prospal 5:37 (2nd) & Mark Letestu 5:45 (2nd), Feb. 11, 2013 vs. San Jose – most recent
0:05 Tomas Holmstrom 10:44 (2nd) & Pavel Datsyuk 10:49 (2nd) – Nov. 24, 2007 vs. Detroit
1:15 Nick Foligno 13:05 (2nd), Nick Foligno 13:56 (2nd) & Artem Anisimov 14:20 (2nd), Mar. 22, 2013 vs. Calgary
1:16 Tomas Holmstrom 8:05 (3rd), Holmstrom 8:45 (3rd) & Dan Cleary 9:21 (3rd), Apr. 7, 2010 at Detroit

INJURY REPORT/2013-14 TRANSACTIONS

The Blue Jackets lost a total of 292 man games due to injury in 2013-14... The man games missed totals for the club's previous seasons were – 2012-13: 137, 2011-12: 411, 2010-11: 244; 2009-10: 275; 2008-09: 343; 2007-08: 233; 2006-07: 290; 2005-06: 289; 2003-04: 213; 2002-03: 199; 2001-02: 155 and 2000-01: 176.

Player	Date of Injury/First Game Missed	First Game Back From Injury	Games Missed
Sergei Bobrovsky	Dec. 6 vs. Minnesota Mar. 28 vs. Pittsburgh	Jan. 2 vs. Phoenix (DNP) Apr. 1 vs. Colorado	12 2
Jared Boll	Nov. 25 at Toronto	Mar. 20 at Montreal (DND)	45
Matt Calvert	Oct. 12 vs. Boston Dec. 23 at Carolina	Nov. 22 at Vancouver Jan. 10 vs. Carolina	19 7
Blake Comeau	Jan. 10 vs. Carolina Jan. 30 vs. Washington	Jan. 28 vs. Ottawa Mar. 8 at Nashville	9 10
Brandon Dubinsky	Nov. 20 at Calgary	Dec. 3 vs. Tampa Bay	6
Nick Foligno	Apr. 4 vs. Chicago	N/A	6
Marian Gaborik	Oct. 17 at Montreal Nov. 15 vs. Montreal Dec. 23 at Carolina	Oct. 19 at Washington Dec. 21 vs. Philadelphia Feb. 27 at New Jersey	1 17 22
Nathan Horton	Oct. 4 vs. Calgary Apr. 1 vs. Colorado Apr. 9 at Dallas*	Jan. 2 at Phoenix Apr. 8 vs. Phoenix N/A	40 4 3
Boone Jenner	Oct. 27 vs. Anaheim	Nov. 17 at Ottawa	9
Derek MacKenzie	Oct. 27 vs. Anaheim Nov. 25 at Toronto Dec. 19 at Philadelphia	Nov. 1 at Pittsburgh Dec. 6 vs. Minnesota Dec. 23 at Carolina	1 5 2
Curtis McElhinney	Dec. 14 vs. St. Louis	Dec. 19 at Philadelphia	2
Ryan Murray	Mar. 4 vs. Dallas	Apr. 4 vs. Chicago	15
Nikita Nikitin	Nov. 27 vs. Nashville Mar. 8 at Nashville Apr. 3 at Philadelphia	Nov. 29 vs. Edmonton Mar. 11 vs. Detroit Apr. 8 vs. Phoenix (DND)	1 1 3
Dalton Prout	Nov. 14 at Boston Dec. 19 at Philadelphia	Nov. 25 at Toronto Jan. 4 at St. Louis (DND)	6 7
David Savard	Jan. 25 at Buffalo	Feb. 1 vs. Florida	4
Jack Skille	Jan. 2 at Phoenix	Jan. 24 at Hartford (AHL; reassigned on Jan. 22)	9
Fedor Tyutin	Oct. 4 vs. Calgary Jan. 17 vs. Washington Feb. 27 at New Jersey	Oct. 12 vs. Boston Jan. 21 vs. Los Angeles Mar. 15 at Minnesota	3 2 8
R.J. Umberger	Apr. 8 vs. Phoenix	N/A	4
James Wisniewski	Nov. 22 at Vancouver Dec. 9 at Pittsburgh	Nov. 25 at Toronto Dec. 21 vs. Philadelphia	1 6

*credited with GP by NHL

TOTAL MAN GAMES MISSED: 292

2013-14 TRANSACTIONS

DATE	TRANSACTION
Sept. 18, 2013	Assigned F Oliver Bjorkstrand to Portland (WHL), D Dillon Heatherington to Swift Current (WHL), G Oscar Dansk to Erie (OHL), F Josh Anderson to London (OHL) and F Nick Moutrey to Saginaw (OHL)
Sept. 19, 2013	Assigned F Alex Aleardi, F Sean Collins, F Jake Hansen, F Andrew Joudrey, F Jeremy Langlois, F Broc Little, F Spencer Machacek, F Jonathan Marchessault, F Lukas Sedlak, F Dalton Smith, F Trent Vogelhuber, D Thomas Larkin, D Joe Lavin, D Austin Madaisky, D Patrick McNeill, D Blake Parlett and D Frederic St. Denis to Springfield (AHL) and F Kerby Rychel to Windsor (OHL)
Sept. 28, 2013	Assigned G Mike McKenna, G Jeremy Smith, D Cody Goloubef, D Will Weber, D Ilari Melart, F Michael Chaput, F Jack Skille and F Ryan Craig to Springfield (AHL)
Oct. 11, 2013	Assigned D Tim Erixon to Springfield (AHL)
Oct. 11, 2013	Recalled F Ryan Craig from Springfield (AHL)
Oct. 14, 2013	Placed F Matt Calvert on Injured Reserve retroactive to Oct. 10, 2013
Oct. 14, 2013	Recalled F Sean Collins from Springfield (AHL)
Oct. 19, 2013	Assigned F Sean Collins to Springfield (AHL)
Oct. 19, 2013	Recalled F Jack Skille from Springfield (AHL)
Oct. 20, 2013	Assigned F Jack Skille to Springfield (AHL)
Oct. 26, 2013	Recalled F Michael Chaput from Springfield (AHL)
Oct. 28, 2013	Assigned F Ryan Craig to Springfield (AHL)
Oct. 29, 2013	Assigned F Cody Bass to Springfield (AHL)
Nov. 4, 2013	Recalled F Sean Collins from Springfield (AHL)
Nov. 5, 2013	Signed F Josh Anderson (R3/95, 2012 Draft) to three-year, entry-level contract
Nov. 15, 2013	Assigned F Sean Collins to Springfield (AHL)
Nov. 15, 2013	Placed F Marian Gaborik on Injured Reserve
Nov. 17, 2013	Recalled F Jack Skille and D Tim Erixon from Springfield (AHL)
Nov. 20, 2013	Placed D Dalton Prout on Injured Reserve retroactive to Nov. 14
Nov. 21, 2013	Activated F Matt Calvert off Injured Reserve

2013-14 TRANSACTIONS

DATE	TRANSACTION
Nov. 28, 2013	Placed F Derek MacKenzie on Injured Reserve retroactive to Nov. 22
Nov. 29, 2013	Assigned D Tim Erixon to Springfield (AHL)
Dec. 2, 2013	Activated F Brandon Dubinsky off Injured Reserve
Dec. 4, 2013	Placed G Sergei Bobrovsky on Injured Reserve and recalled G Mike McKenna from Springfield (AHL)
Dec. 4, 2013	Assigned F Michael Chaput to Springfield (AHL)
Dec. 5, 2013	Activated F Derek MacKenzie off Injured Reserve
Dec. 9, 2013	Recalled D Tim Erixon from Springfield (AHL)
Dec. 13, 2013	Placed D James Wisniewski on Injured Reserve retroactive to Dec. 6
Dec. 13, 2013	Recalled G Jeremy Smith from Springfield (AHL)
Dec. 14, 2013	Assigned F Jack Skille to Springfield (AHL)
Dec. 15, 2013	Recalled F Jack Skille from Springfield (AHL)
Dec. 16, 2013	Assigned F Jack Skille to Springfield (AHL)
Dec. 17, 2013	Recalled F Jack Skille from Springfield (AHL)
Dec. 17, 2013	Assigned G Jeremy Smith to Springfield (AHL)
Dec. 17, 2013	Loaned D Ilari Melart to Ugra (KHL)
Dec. 18, 2013	Placed D Dalton Prout on Injured Reserve retroactive to Dec. 16
Dec. 20, 2013	Activated D James Wisniewski and F Marian Gaborik off Injured Reserve
Dec. 21, 2013	Placed F Marian Gaborik on Injured Reserve
Dec. 26, 2013	Signed F Oliver Bjorkstrand (R3/89, 2013 Draft) to three-year, entry-level contract
Dec. 29, 2013	Recalled F Ryan Craig from Springfield (AHL)
Dec. 29, 2013	Assigned F Ryan Craig to Springfield (AHL)
Dec. 30, 2013	Recalled F Ryan Craig from Springfield (AHL)
Jan. 1, 2014	Placed F Matt Calvert on Injured Reserve retroactive to Dec. 21 and recalled F Jonathan Marchessault from Springfield (AHL)
Jan. 2, 2014	Activated F Nathan Horton, G Sergei Bobrovsky and D Dalton Prout off Injured Reserve
Jan. 2, 2014	Assigned F Ryan Craig, D Tim Erixon, F Jonathan Marchessault and G Mike McKenna to Springfield (AHL)
Jan. 3, 2014	Placed F Jack Skille on Injured Reserve retroactive to Dec. 31 and recalled F Ryan Craig from Springfield (AHL)
Jan. 9, 2014	Activated F Matt Calvert off Injured Reserve
Jan. 10, 2014	Placed F Blake Comeau on Injured Reserve
Jan. 10, 2014	Assigned F Ryan Craig to Springfield (AHL)
Jan. 14, 2014	Assigned D Dalton Prout to Springfield (AHL)
Jan. 16, 2014	Recalled D Dalton Prout from Springfield (AHL)
Jan. 22, 2014	Activated F Jack Skille off Injured Reserve and assigned him to Springfield (AHL)
Jan. 22, 2014	Recalled F Cody Bass from Springfield (AHL)
Jan. 23, 2014	Assigned D Dalton Prout to Springfield (AHL)
Jan. 24, 2014	Recalled D Cody Goloubef from Springfield (AHL)
Jan. 25, 2014	Assigned F Cody Bass to Springfield (AHL)
Jan. 26, 2014	Activated F Blake Comeau off Injured Reserve
Jan. 26, 2014	Recalled D Tim Erixon from Springfield (AHL)
Jan. 30, 2014	Assigned D Tim Erixon to Springfield (AHL)
Feb. 2, 2014	Recalled D Tim Erixon from Springfield (AHL)
Feb. 6, 2014	Acquired F Paul Thompson from Pittsburgh in exchange for F Spencer Machacek
Feb. 6, 2014	Assigned F Paul Thompson to Springfield (AHL)
Feb. 7, 2014	Acquired F Carter Camper from Boston in exchange for D Blake Parlett
Feb. 7, 2014	Assigned F Carter Camper to Springfield (AHL)
Feb. 8, 2014	Assigned D Cody Goloubef and D Tim Erixon to Springfield (AHL)
Feb. 24, 2014	Placed D Fedor Tyutin on Injured Reserve
Feb. 24, 2014	Recalled D Dalton Prout from Springfield (AHL)
Feb. 26, 2014	Activated F Marian Gaborik off Injured Reserve
Feb. 26, 2014	Recalled D Cody Goloubef from Springfield (AHL)
Mar. 5, 2014	Acquired F Matt Frattin, a 2nd round pick in either 2014 or 215 NHL Draft and a conditional 3rd round pick in 2014 or 2015 from Los Angeles in exchange for F Marian Gaborik
Mar. 5, 2014	Acquired D Nick Schultz from Edmonton in exchange for a 5th round pick in the 2014 NHL Draft
Mar. 5, 2014	Acquired D Matt Taormina and F Dana Tyrell from Tampa Bay in exchange for F Jonathan Marchessault and F Dalton Smith
Mar. 5, 2014	Assigned D Matt Taormina and F Dana Tyrell to Springfield (AHL)
Mar. 7, 2014	Recalled D Frederic St. Denis from Springfield (AHL)
Mar. 13, 2014	Assigned D Cody Goloubef to Springfield (AHL)
Mar. 14, 2014	Activated D Fedor Tyutin off Injured Reserve
Mar. 14, 2014	Signed F Marko Dano to a three-year entry level contract
Mar. 19, 2014	Activated F Jared Boll off Injured Reserve
Mar. 21, 2014	Signed G Joonas Korpi to a three-year entry level contract
Mar. 24, 2014	Assigned D Frederic St. Denis from Springfield (AHL)
Mar. 24, 2014	Recalled D Tim Erixon from Springfield (AHL)
Mar. 25, 2014	Reassigned D Ilari Melart from HC Ugra (KHL) to Springfield (AHL)
Mar. 27, 2014	Added G Mike McKenna to the roster on Emergency Recall from Springfield (AHL)
Mar. 28, 2014	Re-assigned G Mike McKenna to Springfield (AHL)
Apr. 1, 2014	Signed F T.J. Tynan to a two-year entry level contract
Apr. 7, 2014	Recalled F Jack Skille from Springfield (AHL)
Apr. 11, 2014	Reassigned D Tim Erixon to Springfield (AHL)



CIO T WNS

★ **COLUMBUS BLUE JACKETS** ★

VS. THE NHL






ANAHEIM DUCKS

Honda Center / 2695 E. Katella Ave. / Anaheim, CA 92806
ducks.nhl.com / p: 714.940.2900 / f: 714.940.2953



BRUCE BOUDREAU



COREY PERRY

DIRECTORY

First Season: 1993-94
Home Ice: Honda Center
Capacity: 17,174 (opened in 1993)
Playoff Appearances: 10 (most recent, 2013-14)
Stanley Cup Titles: 1 (2007)
Head Coach: Bruce Boudreau
Assistant Coaches:
Brad Lauer, Trent Yawney, Scott Niedermayer
Executive Vice President and General Manager: Bob Murray
Public Relations Contact:
Alex Gilchrist, 714.940.2911
Public Relations Fax: 714.940.2925
Press Box Phone: 714.704.2623

2013-14 SEASON

Record: 54-20-8, 116 pts.
Home: 29-8-4, 62 pts.
Away: 25-12-4, 54 pts.
Playoffs: Lost 4-3 (LAK) in Western Semifinals

LEADERS

Points: Ryan Getzlaf, 87
Goals: Corey Perry, 43
Assists: Ryan Getzlaf, 56
+/-: Corey Perry, 32
PIM: Tim Jackman, 103
Def. Points: Cam Fowler, 36
Goaltending: Jonas Hiller, 29-13-7, 2.48 GAA, .911 SV%, 5 SO

2013-14 RESULTS (1-1-0)

DATE	RESULT	ATTN	W/L GOALTENDERS	GW GOAL
Oct. 27, 2013	ANA 4 at CBJ 3	10,542	Frederik Andersen / Sergei Bobrovsky	Corey Perry
Feb. 3, 2014	CBJ 4 at ANA 2	14,044	Sergei Bobrovsky/ Frederik Andersen	Nick Foligno

GOALS BY PERIOD	1ST	2ND	3RD	OT	TOTAL	SHOTS BY PERIOD	1ST	2ND	3RD	OT	TOTAL
Columbus	2	2	3	0	7	Columbus	21	14	19	0	54
Anaheim	0	2	4	0	6	Anaheim	17	24	27	0	68

POWER PLAY	GOALS	ATTEMPTS	PCT	PENALTY KILLING	KILLS	ATTEMPTS	PCT
Columbus	2	6	33.3	Columbus	6	7	85.7
Anaheim	1	7	14.3	Anaheim	4	6	66.6

COLUMBUS	GP	G	A	TP	+/-	PM	PP	SH	S	PCT	ANAHEIM	GP	G	A	TP	+/-	PM	PP	SH	S	PCT
ANISIMOV	2	2	1	3	2	2	0	1	5	40.0	GETZLAF	2	2	0	2	0	0	0	0	5	40.0
FOLIGNO	2	2	1	3	-1	2	1	0	5	40.0	PERRY	2	1	1	2	-1	0	0	0	4	25.0
JOHANSEN	2	1	1	2	0	0	0	0	4	25.0	SELANNE	2	0	2	2	0	0	0	0	5	0.0
UMBERGER	2	1	1	2	-1	0	1	0	2	33.3	ETAM	1	1	0	1	-1	0	1	0	3	33.3
WISNIEWSKI	2	0	2	2	0	0	0	0	2	0.0	HOLLAND	1	1	0	1	1	0	0	0	1	100.0
COMEAU	1	1	0	1	0	0	0	0	1	100.0	PERREAULT	1	1	0	1	1	0	0	0	1	100.0
ATKINSON	2	0	1	1	0	0	0	0	3	0.0	ALLEN	2	0	1	1	0	2	0	0	1	0.0
DUBINSKY	2	0	1	1	1	15	0	0	3	0.0	LINDHOLM	2	0	1	1	1	2	0	0	3	0.0
LETESTU	2	0	1	1	-1	2	0	0	3	0.0	MAROON	2	0	1	1	2	0	0	0	6	0.0
SAVARD	2	0	1	1	-2	0	0	0	2	0.0	PALMIERI	2	0	1	1	0	2	0	0	7	0.0

GOALTENDING

COLUMBUS	GP	MIN	GA	AVG	SO	W	L	OTL	SA	SV%	ANAHEIM	GP	MIN	GA	AVG	SO	W	L	OTL	SA	SV%
BOBROVSKY	2	118	6	3.04	0	1	1	0	68	.912	ANDERSEN	2	118	7	3.54	0	1	1	0	54	.870

COLUMBUS VS. ANAHEIM ALL-TIME

SEASON	W-L-T-O	HOME	AWAY	GF-GA	SF-SA	PP	PK	PIM
2000-01	3-0-0-1	2-0-0-0	1-0-0-1	16-10	84-121	8-of-19	13-of-16	36-44
2001-02	3-1-0-0	2-0-0-0	1-1-0-0	10-8	115-123	3-of-12	18-of-19	58-44
2002-03	0-4-0-0	0-2-0-0	0-2-0-0	5-14	113-125	1-of-18	12-of-15	49-55
2003-04	2-1-1-0	2-0-0-0	0-1-1-0	8-7	118-152	2-of-20	19-of-20	44-42
2005-06	2-2-0	1-1-0	1-1-0	9-10	123-150	5-of-37	19-of-22	70-110
2006-07	2-2-0	0-2-0	2-0-0	13-16	130-130	1-of-22	15-of-21	87-78
2007-08	1-1-2	1-0-1	0-1-1	9-7	119-124	6-of-31	20-of-24	99-104
2008-09	1-3-0	0-2-0	1-1-0	9-13	121-98	3-of-24	13-of-15	83-103
2009-10	3-1-0	1-1-0	2-0-0	14-11	131-133	4-of-16	13-of-16	65-79
2010-11	2-2-0	1-1-0	1-1-0	9-13	115-133	3-of-14	10-of-16	61-68
2011-12	2-2-0	1-1-0	1-1-0	13-15	87-117	5-of-15	11-of-17	101-90
2012-13	2-1-0	1-0-0	1-1-0	7-6	73-87	0-of-7	5-of-8	20-18
2013-14	1-1-0	0-1-0	1-0-0	7-6	54-68	2-of-6	6-of-7	25-12
TOTAL	24-21-3-1	12-11-0-1	12-10-1-2	129-136	1383-1561	43-of-241	174-of-216	798-847

OVERALL

AT CBJ

AT ANA

Current Streak:	1-0-0 since 2/3/14	0-1-0 since 10/27/13	2-0-0 since 4/17/13
Last Win:	2/3/14, 4-2 at ANA	3/31/13, 2-1	2/3/14, 4-2
Last Regulation Loss:	10/27/13, 3-4 at CBJ	10/27/13, 3-4	2/18/13, 2-3
Most Lopsided Win:	4, 10/5/7 (4-0 at CBJ)	4, 10/5/7 (4-0)	3, 2x (3/9/10 most recent, 5-2)
Most Lopsided Loss:	6, 1/7/11 (0-6 at ANA)	3, 2x (2/21/09 most recent, 2-5)	6, 1/7/11 (0-6)
Last Tie:	1/11/04, 2-2 at ANA	None	1/11/04, 2-2 at ANA
Last OT Game:	4/17/13, 3-2 OTW at ANA	3/31/13, 2-1 OTW	4/17/13, 3-2 OTW
OT Record (W-L-T):	6-3-1	2-1-0	4-2-1
Most Goals Scored:	6, 10/24/09 at ANA (6-4 W)	5, 12/6/00 (5-2 W)	6, 10/24/09 (6-4 W)
Most Goals Allowed:	7, 1/8/12 at ANA (4-7 L)	5, 3x (2/12/12 most recent, 3-5 L)	7, 1/8/12 (4-7 L)
Most Goals, Both Teams:	11, 1/8/12 at ANA (4-7 L)	8, 2/12/12 (3-5 L)	11, 1/8/12 (4-7 L)
Longest Win Streak:	5, 1/27/01 - 12/31/01	4, 12/6/00 - 12/31/01	4, 12/31/08 - 11/19/10
Longest Pts. Streak:	7, 12/6/00 - 12/31/01 (6-0-1)	4, 12/6/00 - 12/31/01 (4-0-0)	4, 2x, 12/31/08-11/19/10 most recent (4-0-0)
Longest Pointless Streak:	5, 1/30/02 - 3/24/03	3, 3/19/06 - 4/7/07	3, 1/30/02 - 3/24/03
Longest Winless Streak:	5, 2x, 11/1/07 - 12/7/08 (0-3-2)	3, 2x, 12/10/07 - 2/21/09 most recent (0-2-1)	6, 1/30/02 - 10/14/05 (0-5-1)

ALL-TIME RESULTS

2000-01	(3-0-0-1)	2001-02	(3-1-0-0)	2002-03	(0-4-0-0)	2003-04	(2-1-1-0)	2005-06	(2-2-0)	2006-07	(2-2-0)
12/6	at CBJ 5, ANA 2	11/16	at CBJ 3, ANA 2	11/14	ANA 3, at CBJ 2	12/2	at CBJ 2, ANA 1	10/14	at ANA 4, CBJ 3	1/5	CBJ 4, at ANA 3
12/13	at ANA 5, CBJ 4 OT	12/14	CBJ 3, at ANA 2	1/15	ANA 4, at CBJ 3	1/11	CBJ 2, at ANA 2 OT	12/28	at CBJ 1, ANA 0	3/14	CBJ 5, at ANA 4 SO
1/27	at CBJ 2, ANA 1	12/31	at CBJ 3, ANA 1	2/19	at ANA 2, CBJ 0	2/18	at ANA 3, CBJ 1	3/5	CBJ 3, at ANA 2 SO	3/29	ANA 5, at CBJ 2
2/25	CBJ 5, at ANA 2	1/30	at ANA 3, CBJ 1	3/24	at ANA 5, CBJ 0	3/26	at CBJ 3, ANA 1	3/19	ANA 4, at CBJ 3	4/7	ANA 4, at CBJ 3
2007-08	(1-1-2)	2008-09	(1-3-0)	2009-10	(3-1-0)	2010-11	(2-2-0)	2011-12	(2-2-0)	2012-13	(2-1-0)
10/5	at CBJ 4, ANA 0	10/27	ANA 3, at CBJ 2	10/24	CBJ 6, at ANA 4	10/20	at CBJ 3, ANA 1	10/30	at CBJ 3, ANA 1	2/18	at ANA 3, CBJ 2
11/1	at ANA 2, CBJ 1 SO	12/7	at ANA 5, CBJ 3	11/13	at CBJ 3, ANA 2 SO	11/19	CBJ 4, at ANA 3	1/8	at ANA 7, CBJ 4	3/31	at CBJ 2, ANA 1 OT
12/10	ANA 4, at CBJ 3 OT	12/31	CBJ 2, at ANA 0	12/12	ANA 3, at CBJ 1	1/7	at ANA 6, CBJ 0	2/3	CBJ 3, at ANA 2 OT	4/17	CBJ 3, at ANA 2 OT
1/2	at ANA 2, CBJ 1	2/21	ANA 5, at CBJ 2	3/9	CBJ 5, at ANA 2	1/25	ANA 3, at CBJ 2	2/12	ANA 5, at CBJ 3		
2013-14	(1-1-0)										
10/27	ANA 4 at CBJ 3										
2/3	CBJ 4 at ANA 2										

SHUTOUTS

CBJ	3	12/28/05, Denis 40 saves (1-0 at CBJ); 10/5/07, Leclaire 28 saves (4-0 at CBJ); 12/31/08, Mason 27 saves (2-0 at ANA)
ANA	3	2/19/03, Giguere 26 saves (0-2 at ANA); 3/24/03, Giguere 29 saves (0-5 at ANA); 1/7/11, Hiller 27 saves (0-6 at ANA)

HAT TRICKS

CBJ	0	None
ANA	2	1/8/12, Perry against Sanford (3) (4-7 L at ANA); 2/12/12, Perry against Mason (3) (3-5 L at CBJ)

PENALTY SHOTS

CBJ	0	None
ANA	0	3/5/06, S. Niedermayer unsuccessful against Leclaire (3-2 SOW at ANA); 1/5/07, Selanne unsuccessful against Norrena (4-3 W at ANA); 12/10/07, Pahlsson goal against Leclaire (3-4 OTL at CBJ)



ARIZONA COYOTES

Gila River Arena / 9400 W. Maryland Ave. / Glendale, AZ 85305
 coyotes.nhl.com / p:623.772.3200 / f: 623.872.2000



DAVE TIPPETT



SHANE DOAN

DIRECTORY

First Season: 1979-80
 (Relocated from Winnipeg in 1996, Changed Name from 'Phoenix' to 'Arizona' in 2014)
Home Ice: Gila River Arena
Capacity: 17,125 (opened in 2003)
Playoff Appearances: 19 (most recent, 2011-12)
Stanley Cup Titles: None
Executive VP & General Manager: Don Maloney
Head Coach: Dave Tippett
Associate Coach: Jim Playfair
Assistant Coach: Newell Brown
Public Relations Contact:
 Richard Nairn, 623.772.3249
Public Relations Fax: 623.772.2122

2013-14 SEASON

Record: 37-30-15, 89 pts.
Home: 22-14-5, 49 pts.
Away: 15-16-10, 40 pts.
Playoffs: Did not qualify

LEADERS

Points: Keith Yandle, 53
Goals: Antoine Vermette, 24
Assists: Keith Yandle, 45
+/-: Rob Klinkhammer, Zbynek Michalek, Paul Bissonnette, 6
PIM: Martin Hanzal, 73
Def. Points: Keith Yandle, 53
Goaltending: Mike Smith, 27-21-10, 2.64 GAA, .915 SV%, 3 SO

2013-14 RESULTS (2-0-0)

DATE	RESULT	ATTN	W/L GOALTENDERS	GW GOAL
Jan. 2, 2014	CBJ 2 at PHX 0	10,539	Curtis McElhinney / Mike Smith	Nathan Horton
April 8, 2014	at CBJ 4, PHX 3 (OT)	16,289	Sergei Bobrovsky / Thomas Greiss	Ryan Johansen

GOALS BY PERIOD	1ST	2ND	3RD	OT	TOTAL
Columbus	1	2	2	1	6
Phoenix	2	0	1	0	3

SHOTS BY PERIOD	1ST	2ND	3RD	OT	TOTAL
Columbus	10	26	24	1	61
Phoenix	16	14	36	0	66

POWER PLAY	GOALS	ATTEMPTS	PCT
Columbus	2	5	40.0
Phoenix	0	7	0.0

PENALTY KILLING	KILLS	ATTEMPTS	PCT
Columbus	7	7	100.0
Phoenix	3	5	60.0

COLUMBUS	GP	G	A	TP	+/-	PM	PP	SH	S	PCT
HORTON	2	1	1	2	0	0	1	0	2	50.0
JOHANSEN	2	1	1	2	1	2	0	0	10	10.0
ANISIMOV	2	0	2	2	0	0	0	0	4	0.0
WISNIEWSKI	2	0	2	2	0	2	0	0	7	0.0
COMEAU	2	1	0	1	1	0	0	0	6	16.7
JENNER	2	1	0	1	1	0	0	0	4	25.0
LETESTU	2	1	0	1	2	0	0	0	2	50.0
UMBERGER	1	1	0	1	0	2	1	0	3	33.3
MACKENZIE	2	0	1	1	-1	5	0	0	0	0.0
MURRAY	2	0	1	1	1	2	0	0	4	0.0

PHOENIX	GP	G	A	TP	+/-	PM	PP	SH	S	PCT
EKMAN-LARSSON	2	1	0	1	0	0	0	0	2	50.0
DOAN	1	1	0	1	1	0	0	0	3	33.3
ERAT	1	1	0	1	0	2	0	0	3	33.3
BOEDKER	2	0	1	1	1	0	0	0	2	0.0
CHIPCHURA	2	0	1	1	0	5	0	0	1	0.0
RIBEIRO	2	0	1	1	0	0	0	0	4	0.0
VRBATA	2	0	1	1	0	0	0	0	9	0.0
YANDLE	2	0	1	1	1	5	0	0	11	0.0
STONE	1	0	1	1	1	0	0	0	0	0.0
HALPERN	2	0	0	0	0	0	0	0	2	0.0

GOALTENDING

COLUMBUS	GP	MIN	GA	AVG	SO	W	L	OTL	SA	SV%
MCELHINNEY	1	60	0	0.00	1	1	0	0	34	1.00
BOBROVSKY	1	64	3	2.83	0	1	0	0	32	.906

PHOENIX	GP	MIN	GA	AVG	SO	W	L	OTL	SA	SV%
SMITH	1	59	2	2.04	0	0	1	0	31	.935
GREISS	1	63	4	3.84	0	0	0	1	30	.867

COLUMBUS VS. ARIZONA ALL-TIME

SEASON	W-L-T/O	HOME	AWAY	GF-GA	SF-SA	PP	PK	PIM
2000-01	2-1-1-0	2-0-0-0	0-1-1-0	10-7	132-125	3-of-25	11-of-13	48-80
2001-02	1-3-0-0	1-1-0-0	0-2-0-0	7-9	108-101	2-of-21	8-of-8	42-66
2002-03	1-2-1-0	1-1-0-0	0-1-1-0	9-12	95-135	3-of-26	22-of-27	94-112
2003-04	0-2-2-0	0-1-1-0	0-1-1-0	8-10	112-120	1-of-19	15-of-18	67-68
2005-06	2-2-0	1-1-0	1-1-0	13-16	102-136	5-of-21	23-of-28	64-48
2006-07	2-1-1	1-1-0	1-0-1	13-11	109-115	4-of-27	26-of-30	82-106
2007-08	3-1-0	1-1-0	2-0-0	11-8	122-122	2-of-11	19-of-23	62-46
2008-09	0-4-0	0-2-0	0-2-0	5-13	135-109	2-of-18	18-of-21	68-72
2009-10	1-2-1	0-1-1	1-1-0	6-10	117-109	2-of-16	18-of-22	95-61
2010-11	1-3-0	1-1-0	0-2-0	10-14	130-112	5-of-18	16-of-17	52-54
2011-12	3-1-0	2-0-0	1-1-0	12-9	144-129	0-of-15	10-of-11	34-42
2012-13	1-2-0	1-0-0	0-2-0	4-10	69-116	0-of-8	12-of-14	40-28
2013-14	2-0-0	1-0-0	1-0-0	6-3	61-66	2-of-5	7-of-7	24-20
TOTAL	19-24-4-2	12-10-1-1	7-14-3-1	114-132	1436-1495	31-of-230	205-of-239	772-803

OVERALL

Current Streak:	3-0-0 since 3/16/13
Last Win:	4/8/14, 4-3 (OT) at CBJ
Last Regulation Loss:	2/16/13, 3-5 at CBJ
Most Lopsided Win:	4, 10/9/06 (5-1 at CBJ)
Most Lopsided Loss:	4, 2x, (1/23/13, most recent 1-5 at PHX)
Last Tie:	2/2/04, 3-3 at PHX
Last OT Game:	4/8/14, 4-3 OTW at CBJ
OT Record (W-L-T):	2-2-4
Most Goals Scored:	5, 6x (3/3/12 most recent, 5-2)
Most Goals Allowed:	5, 8x (2/16/13 most recent, 3-5)
Most Goals, Both Teams:	9, 2x 12/14/06 (4-5 SOL), most recent
Longest Win Streak:	3, 3x, current - most recent
Longest Pts. Streak:	3, 3x, current - most recent (3-0-0-0)
Longest Pointless Streak:	4, 2x, 10/11/08 - 12/20/08
Longest Winless Streak:	6, 2/18/03 - 11/20/05 (0-4-2-0)

AT CBJ

Current Streak:	5-0-0 since 2/25/11
Last Win:	4/8/14, 4-3 (OT)
Last Regulation Loss:	1/11/11, 3-4
Most Lopsided Win:	4, 10/9/06 (5-1)
Most Lopsided Loss:	3, 4x (10/28/09 most recent, 1-4)
Last Tie:	11/16/03, 2-2
Last OT Game:	4/8/14, 4-3 OTW
OT Record (W-L-T):	2-1-1
Most Goals Scored:	5, 4x (2/25/11 most recent, 5-3)
Most Goals Allowed:	5, 2x (11/12/08 most recent, 2-5)
Most Goals, Both Teams:	9, 3/9/06 (5-4 W)
Longest Win Streak:	5, 2/25/11 - current
Longest Pts. Streak:	5, 2/25/11 - current (5-0-0-0)
Longest Pointless Streak:	4, 1/29/08 - 10/28/09
Longest Winless Streak:	6, 1/29/08 - 1/11/11 (0-5-0-1)

AT ARI

Current Streak:	1-0-0 since 1/2/14
Last Win:	1/2/14, 2-0
Last Regulation Loss:	2/16/13, 3-5
Most Lopsided Win:	3, 2x (3/3/12 most recent, 5-2)
Most Lopsided Loss:	4, 2x (1/23/13 most recent, 1-5)
Last Tie:	2/2/04, 3-3 at PHX
Last OT Game:	12/14/06, 4-5 SOL
OT Record (W-L-T):	0-1-3
Most Goals Scored:	5, 2x (3/3/12 most recent, 5-2)
Most Goals Allowed:	5, 6x (2/16/13 most recent, 3-5)
Most Goals, Both Teams:	9, 12/14/06 (4-5 SOL)
Longest Win Streak:	3, 3/3/07 - 2/7/08
Longest Pts. Streak:	5, 1/8/06 - 2/7/08 (4-0-0-1)
Longest Pointless Streak:	3, 3x, 4/3/12 - 2/16/13, most recent
Longest Winless Streak:	9, 12/10/00 - 11/20/05 (0-6-3-0)

ALL-TIME RESULTS

2000-01	(2-1-1-0)	2001-02	(1-3-0-0)	2002-03	(1-2-1-0)	2003-04	(0-2-2-0)	2005-06	(2-2-0)	2006-07	(2-1-1)
11/11	at CBJ 2, PHX 1	11/27	at CBJ 3, PHX 0	10/14	PHX 4, at CBJ 2	11/16	at CBJ 2, PHX 2 OT	11/20	at PHX 5, CBJ 1	10/9	at CBJ 5, PHX 1
12/10	CBJ 1, at PHX 1 OT	12/17	at PHX 4, CBJ 1	12/9	CBJ 3, at PHX 3 OT	12/23	PHX 2, at CBJ 1	1/8	CBJ 5, at PHX 2	12/14	at PHX 5, CBJ 4 SO
2/21	at PHX 3, CBJ 2	1/26	PHX 3, at CBJ 2	1/4	at CBJ 2, PHX 0	2/2	CBJ 3, at PHX 3 OT	3/9	at CBJ 5, PHX 4	2/6	PHX 3, at CBJ 0
2/28	at CBJ 5, PHX 2	3/3	at PHX 2, CBJ 1	2/18	at PHX 5, CBJ 2	2/20	at PHX 3, CBJ 2	3/21	PHX 5, at CBJ 2	3/3	CBJ 4, at PHX 3
2007-08	(3-1-0)	2008-09	(0-4-0)	2009-10	(1-2-1)	2010-11	(1-3-0)	2011-12	(3-1-0)	2012-13	(1-2-0)
10/10	at CBJ 3, PHX 0	10/11	at PHX 3, CBJ 1	10/10	CBJ 2, at PHX 0	1/4	at PHX 4, CBJ 2	1/13	at CBJ 4, PHX 3	1/23	at PHX 5, CBJ 1
1/17	CBJ 4, at PHX 3	11/12	PHX 5, at CBJ 2	10/28	PHX 4, at CBJ 1	1/11	PHX 4, at CBJ 3	3/3	CBJ 5, at PHX 2	2/16	at PHX 5, CBJ 3
1/29	PHX 4, at CBJ 2	11/26	PHX 3, at CBJ 2	12/17	PHX 2, at CBJ 1 SO	2/25	at CBJ 5, PHX 3	3/6	at CBJ 3, PHX 2	3/16	at CBJ 1, PHX 0 SO
2/7	CBJ 2, at PHX 1	12/20	at PHX 2, CBJ 0	12/21	at PHX 5, CBJ 2	3/24	at PHX 3, CBJ 0	4/3	at PHX 2, CBJ 0		
2013-14	(2-0-0)										
1/2	CBJ 2, at PHX 0										
4/8	at CBJ 4, PHX 3 OT										

SHUTOUTS

CBJ	6	11/27/01, Tugnutt 26 saves (3-0 at CBJ); 1/4/03, Denis 23 saves (2-0 at CBJ); 10/10/07, Leclaire 32 saves (3-0 at CBJ); 10/10/09, Garon 36 saves (2-0 at PHX); 3/16/13, Bobrovsky 39 saves (1-0 SOW at CBJ); 1/2/14, McElhinney 34 saves (2-0 at PHX)
ARI	5	2/6/07, Joseph 28 saves (0-3 at CBJ); 12/20/08, Bryzgalov 33 saves (0-2 at PHX); 3/24/11, Bryzgalov 28 saves (0-3 at PHX); 4/3/12, Smith 54 saves (0-3 at PHX); 3/16/13, Smith 23 saves (0-1 SOL at CBJ)

HAT TRICKS

CBJ	2	1/8/06, Berard against Josph (3) (5-2 W at PHX); 2/25/11, Calvert against Bryzgalov (3) (5-3 W at CBJ)
ARI	1	1/23/13, Sullivan against Mason (1-5 L at PHX)

PENALTY SHOTS

CBJ	2	2/2/04, Vyborny goal against Boucher (3-3 T at PHX); 2/25/11, Umberger unsuccessful against Bryzgalov (5-3 W at CBJ)
ARI	1	2/28/01, Roenick unsuccessful against Denis (5-2 W at CBJ)




BOSTON BRUINS

TD Garden / 100 Legends Way / Boston, MA 02114

bruins.nhl.com / p: 617.624.1900 / f: 617.523.7184



CLAUDE JULIEN



ZDENO CHARA

DIRECTORY

First Season: 1924-25

Home Ice: TD Garden

Capacity: 17,565 (opened in 1995)

Playoff Appearances: 69 (most recent, 2013-14)

Stanley Cup Titles: 6 (most recent, 2011)

President: Cam Neely

General Manager: Peter Chiarelli

Head Coach: Claude Julien

Assistant Coaches:

Doug Houda, Doug Jarvis, Joe Sacco

Public Relations Contact:

Matthew Chmura, 617.624.1913

Public Relations Fax: 617.523.7184

Press Box Phone: 617.624.2900

2013-14 SEASON

Record: 54-19-9, 117 pts.

Home: 31-7-3, 65 pts.

Away: 23-12-6, 52 pts.

Playoffs: Lost 4-3 (MTL) in Eastern Semifinals

LEADERS

Points: David Krejci, 69

Goals: Patrice Bergeron & Jarome Iginla, 30

Assists: David Krejci, 50

+/-: David Krejci, 39

PIM: Milan Lucic, 91

Def. Points: Zdeno Chara & Torey Krug, 40

Goaltending: Tuukka Rask,
36-15-6, 2.04 GAA, .930 SV%, 7 SO

2013-14 RESULTS (0-2-1)

DATE	RESULT	ATTN	W/L GOALTENDERS	GW GOAL
Oct. 12, 2013	BOS 3 at CBJ 1	14,092	Tuukka Rask / Sergei Bobrovsky	Loui Eriksson
Nov. 14, 2013	at BOS 3, CBJ 2 (OT)	17,565	Chad Johnson / Sergei Bobrovsky	Milan Lucic
Nov. 30, 2013	at BOS 3, CBJ 1	17,565	Chad Johnson / Curtis McElhinney	Milan Lucic

GOALS BY PERIOD	1ST	2ND	3RD	OT	TOTAL
Columbus	2	1	1	0	4
Boston	3	2	3	1	9

SHOTS BY PERIOD	1ST	2ND	3RD	OT	TOTAL
Columbus	14	32	27	2	75
Boston	27	44	31	1	103

POWER PLAY	GOALS	ATTEMPTS	PCT
Columbus	2	10	20.0
Boston	1	11	9.1

PENALTY KILLING	KILLS	ATTEMPTS	PCT
Columbus	10	11	90.9
Boston	8	10	80.0

COLUMBUS	GP	G	A	TP	+/-	PM	PP	SH	S	PCT
COMEAU	3	1	0	1	-1	0	0	0	5	20.0
FOLIGNO	3	1	0	1	-1	12	0	0	5	20.0
JOHANSEN	3	1	0	1	-3	4	1	0	11	9.1
JOHNSON	3	1	0	1	-6	0	1	0	5	20.0
LETESTU	3	0	1	1	-1	2	0	0	5	0.0
TYUTIN	3	0	1	1	-4	2	0	0	3	0.0
UMBERGER	3	0	1	1	-5	0	0	0	3	0.0
WISNIEWSKI	3	0	1	1	-1	2	0	0	3	0.0
GABORIK	2	0	1	1	-1	0	0	0	6	0.0
MACKENZIE	2	0	1	1	1	0	0	0	1	0.0

BOSTON	GP	G	A	TP	+/-	PM	PP	SH	S	PCT
LUCIC	3	4	0	4	2	7	1	0	8	50.0
BERGERON	3	1	2	3	3	2	0	0	4	25.0
KREJCI	3	0	3	3	3	0	0	0	2	0.0
ERIKSSON	3	2	0	2	3	0	0	0	9	22.2
CHARA	3	0	2	2	1	0	0	0	9	0.0
IGINLA	3	0	2	2	2	2	0	0	8	0.0
KRUG	3	0	2	2	2	0	0	0	11	0.0
KELLY	3	1	0	1	0	4	0	0	5	20.0
THORNTON	3	1	0	1	1	5	0	0	7	14.3
BOYCHUK	3	0	1	1	1	2	0	0	9	0.0

GOALTENDING

COLUMBUS	GP	MIN	GA	AVG	SO	W	L	OTL	SA	SV%
BOBROVSKY	2	123	5	2.44	0	0	1	1	66	.924
MCELHINNEY	1	59	3	3.05	0	0	1	0	36	.917

BOSTON	GP	MIN	GA	AVG	SO	W	L	OTL	SA	SV%
JOHNSON	2	124	3	1.45	0	2	0	0	48	.938
RASK	1	60	1	1.00	0	1	0	0	27	.963

COLUMBUS VS. BOSTON ALL-TIME

SEASON	W-L-T-O	HOME	AWAY	GF-GA	SF-SA	PP	PK	PIM
2000-01	1-0-0-0	1-0-0-0	0-0-0-0	3-2	34-28	0-of-2	3-of-4	33-9
2001-02	1-1-0-0	0-1-0-0	1-0-0-0	5-9	48-62	0-of-7	7-of-8	19-19
2002-03	0-1-0-0	0-0-0-0	0-1-0-0	2-7	24-45	1-of-4	3-of-6	19-15
2003-04	0-1-0-0	0-1-0-0	0-0-0-0	0-4	24-27	0-of-3	1-of-2	14-26
2005-06	DID NOT PLAY							
2006-07	1-0-0	1-0-0	0-0-0	5-4	42-26	1-of-6	5-of-6	12-12
2007-08	0-1-0	0-0-0	0-1-0	0-2	32-18	0-of-5	2-of-3	11-13
2008-09	1-0-0	1-0-0	0-0-0	2-0	34-35	1-of-3	3-of-3	13-13
2009-10	1-0-0	0-0-0	1-0-0	3-2	25-34	1-of-4	2-of-2	11-13
2010-11	0-0-1	0-0-1	0-0-0	2-2	36-29	0-of-6	1-of-1	2-10
2011-12	0-1-1	0-1-0	0-0-1	4-6	67-56	2-of-9	5-of-8	28-30
2012-13	DID NOT PLAY							
2013-14	0-2-1	0-1-0	0-1-1	4-9	75-103	2-of-10	10-of-11	42-32
TOTAL	5-7-0-3	3-4-0-1	2-3-0-2	30-47	441-463	8-of-59	42-of-54	204-192

OVERALL

Current Streak:	0-3-3 since 3/15/11
Last Win:	1/21/10, 3-2 at BOS
Last Regulation Loss:	11/30/13, 2-3 at BOS
Most Lopsided Win:	4, 11/10/01 (5-1 at BOS)
Most Lopsided Loss:	8, 2/4/02 (0-8 at CBJ)
Last Tie:	None
Last OT Game:	11/14/13, 2-3 at BOS (OTL)
OT Record (W-L-T):	2-3-0
Most Goals Scored:	5, 2x
Most Goals Allowed:	8, 2/4/02 (0-8 L at CBJ)
Most Goals, Both Teams:	9, 2x
Longest Win Streak:	2, 2x (3/10/09 – 1/21/10 most recent)
Longest Pts. Streak:	4, 3/10/09 – 11/17/11 (2-0-0-2)
Longest Pointless Streak:	3, 2/4/02 – 11/14/03
Longest Winless Streak:	6, 3/15/11 – current (0-3-0-3)

AT CBJ

0-2-1 since 3/15/11
3/10/09, 2-0
10/12/13, 1-3
2, 3/10/09 (2-0)
8, 2/4/02 (0-8)
None
3/15/11, 2-3 SOL
2-1-0
5, 12/26/06 (5-4 OTW)
8, 2/4/02 (0-8 L)
9, 12/26/06 (5-4 OTW)
2, 12/26/06 – 3/10/09
3, 12/26/06 – 3/15/11 (2-0-1)
2, 2x, 12/10/11 – current, most recent
3, 3/15/11 – current (0-2-0-1)

AT BOS

0-1-2 since 11/17/11
1/21/10, 3-2
11/30/13, 1-3
4, 11/10/01 (5-1)
5, 1/18/03 (2-7)
None
11/14/13, 2-3 OTL
0-2-0
5, 11/10/01 (5-1 W)
7, 1/18/03 (2-7 L)
9, 1/18/03 (2-7 L)
1, 2x (1/21/10 most recent)
3, 1/21/10 – 11/14/13 (1-0-0-2)
2, 1/18/03 – 12/15/07
3, 11/17/11 – current (0-1-0-2)

ALL-TIME RESULTS

2000-01	(1-0-0-0)	2001-02	(1-1-0-0)	2002-03	(0-1-0-0)	2003-04	(0-1-0-0)	2005-06	(0-0-0)	2006-07	(1-0-0)
12/8	at CBJ 3, BOS 2 OT	11/10	CBJ 5, at BOS 1	1/18	at BOS 7, CBJ 2	11/14	BOS 4, at CBJ 0	DID NOT PLAY		12/26	at CBJ 5, BOS 4 OT
		2/4	BOS 8, at CBJ 0								
2007-08	(0-1-0)	2008-09	(1-0-0)	2009-10	(1-0-0)	2010-11	(0-0-1)	2011-12	(0-1-1)	2012-13	(0-0-0)
12/15	at BOS 2, CBJ 0	3/10	at CBJ 2, BOS 0	1/21	CBJ 3, at BOS 2	3/15	BOS 3, at CBJ 2 SO	11/17	at BOS 2, CBJ 1 SO	DID NOT PLAY	
								12/10	BOS 5, at CBJ 3		
2013-14	(0-2-1)										
10/12	BOS 3 at CBJ 1										
11/14	at BOS 3, CBJ 2										
11/30	at BOS 3, CBJ 2 (OT)										

SHUTOUTS

CBJ	1	3/10/09, Mason 35 saves (2-0 at CBJ)
BOS	3	2/4/02, Grahame 30 saves (0-8 at CBJ); 11/14/03, Potvin 24 saves (0-4 at CBJ); 12/15/07, Auld 32 saves (0-2 at BOS)

HAT TRICKS

CBJ	0	None
BOS	1	2/4/02, Guerin against Denis (3) (0-8 L at CBJ)

PENALTY SHOTS

CBJ	0	None
BOS	0	None



BUFFALO SABRES

First Niagara Center / One Seymour H. Knox III Plaza / Buffalo, NY 14203
sabres.nhl.com / p: 716.855.4100 / f: 716.855.4122



TED NOLAN



CODY HODGSON

DIRECTORY

First Season: 1970-71
Home Ice: First Niagara Center
Capacity: 19,070 (opened in 1996)
Playoff Appearances: 29 (most recent, 2010-11)
Stanley Cup Titles: None
Owner: Terrence M. Pegula
General Manager: Tim Murray
Head Coach: Ted Nolan
Assistant Coaches: Bryan Trottier, Danny Flynn, Tom Coolen
Public Relations Contact:
Michael Gilbert, 716.855.4526
Public Relations Fax: 716.855.4122
Press Box Phone: 716.855.4536

2013-14 SEASON

Record: 21-51-10, 52 pts.
Home: 13-21-7, 33 pts.
Away: 8-30-3, 19 pts.
Playoffs: Did not qualify

LEADERS

Points: Cody Hodgson, 44
Goals: Tyler Ennis, 21
Assists: Christian Ehrhoff, 27
+/-: Brayden McNabb, 1
PIM: John Scott, 125
Def. Points: Christian Ehrhoff, 33
Goaltending: Michal Neuvirth, 4-8-2, 2.78 GAA, .921 SV%, 0 SO

2013-14 RESULTS (2-1-0)

DATE	RESULT	ATTN	W/L GOALTENDERS	GWG GOAL
Oct. 10, 2013	CBJ 4 at BUF 1	18,210	Sergei Bobrovsky / Ryan Miller	Nick Foligno
Jan. 18, 2014	CBJ 4 at BUF 3 (SO)	19,070	Sergei Bobrovsky / Ryan Miller	Ryan Johansen
Jan. 25, 2014	BUF 5 at CBJ 2	16,272	Ryan Miller / Sergei Bobrovsky	Marcus Foligno

GOALS BY PERIOD	1ST	2ND	3RD	OT	TOTAL	SHOTS BY PERIOD	1ST	2ND	3RD	OT	TOTAL
Columbus	6	2	1	0	9	Columbus	39	42	23	2	106
Buffalo	5	1	3	0	9	Buffalo	26	26	23	3	78

POWER PLAY	GOALS	ATTEMPTS	PCT	PENALTY KILLING	KILLS	ATTEMPTS	PCT
Columbus	1	10	10.0	Columbus	5	6	83.3
Buffalo	1	6	16.7	Buffalo	9	10	90.0

COLUMBUS	GP	G	A	TP	+/-	PM	PP	SH	S	PCT
DUBINSKY	3	2	1	3	0	0	1	0	11	18.2
ATKINSON	3	1	2	3	0	0	0	0	13	7.7
LETESTU	3	1	2	3	0	0	0	0	5	20.0
MACKENZIE	3	1	2	3	2	0	0	0	3	33.3
GABORIK	1	1	2	3	2	0	0	0	5	20.0
SAVARD	2	1	1	2	2	2	0	0	3	33.3
MURRAY	3	0	2	2	3	0	0	0	3	0.0
WISNIEWSKI	3	0	2	2	-2	0	0	0	5	0.0
CALVERT	3	1	0	1	-2	0	0	0	5	20.0
FOLIGNO	3	1	0	1	-1	5	0	0	6	16.7

BUFFALO	GP	G	A	TP	+/-	PM	PP	SH	S	PCT
EHRHOFF	3	1	3	4	7	2	0	1	8	12.5
HODGSON	3	1	3	4	2	0	0	0	5	20.0
MYERS	3	2	0	2	-4	6	1	0	3	66.7
OTT	3	1	1	2	1	0	0	0	4	25.0
ENNIS	3	0	2	2	1	2	0	0	11	0.0
FOLIGNO	3	1	0	1	-1	4	0	1	3	33.3
STAFFORD	3	1	0	1	0	0	0	0	10	10.0
ELLIS	2	1	0	1	1	0	0	0	5	20.0
VANEK	1	1	0	1	0	0	0	0	6	16.7
MCBAIN	3	0	1	1	1	0	0	0	3	0.0

GOALTENDING

COLUMBUS	GP	MIN	GA	AVG	SO	W	L	OTL	SA	SV%
BOBROVSKY	3	148	7	2.83	0	2	1	0	66	.894
MCELHINNEY	1	36	1	1.68	0	0	0	0	11	.909

BUFFALO	GP	MIN	GA	AVG	SO	W	L	OTL	SA	SV%
MILLER	3	184	9	2.94	0	1	1	1	106	.915

COLUMBUS VS. BUFFALO ALL-TIME

SEASON	W-L-T/O	HOME	AWAY	GF-GA	SF-SA	PP	PK	PIM
2000-01	1-0-0-0	0-0-0-0	1-0-0-0	2-1	18-23	0-of-2	2-of-2	4-4
2001-02	1-0-1-0	0-0-1-0	1-0-0-0	5-3	44-62	2-of-9	7-of-7	16-20
2002-03	1-1-0-0	1-0-0-0	0-1-0-0	7-7	47-65	2-of-13	11-of-11	37-41
2003-04	0-1-0-0	0-0-0-0	0-1-0-0	0-6	23-39	0-of-5	3-of-3	8-12
2005-06	DID NOT PLAY							
2006-07	1-0-0	1-0-0	0-0-0	3-2	26-38	1-of-6	4-of-6	21-23
2007-08	1-0-0	0-0-0	1-0-0	3-0	29-21	1-of-6	5-of-5	10-14
2008-09	1-0-0	0-0-0	1-0-0	6-1	25-37	0-of-2	7-of-8	16-6
2009-10	1-0-0	1-0-0	0-0-0	4-0	25-28	2-of-6	5-of-5	20-22
2010-11	0-2-0	0-1-0	0-1-0	4-10	55-67	1-of-10	5-of-10	68-73
2011-12	1-1-0	1-0-0	0-1-0	7-5	77-55	1-of-11	4-of-6	26-34
2012-13	DID NOT PLAY							
2013-14	2-1-0	0-1-0	2-0-0	9-9	106-78	1-of-10	5-of-6	32-42
TOTAL	10-6-1-0	4-2-1-0	6-4-0-0	50-44	475-513	11-of-80	58-of-69	258-291

	OVERALL	AT CBJ	AT BUF
Current Streak:	0-1-0 since 1/25/14	0-1-0 since 1/25/14	2-0-0 since 10/10/13
Last Win:	1/18/14, 4-3 (SO) at BUF	11/25/11, 5-1	1/18/14, 4-3 (SO)
Last Regulation Loss:	1/25/14, 2-5 at CBJ	1/25/14, 2-5	10/27/11, 2-4
Most Lopsided Win:	5, 11/14/08 (6-1 at BUF)	4, 2x (11/25/11 most recent, 5-1)	5, 11/14/08 (6-1)
Most Lopsided Loss:	6, 3/29/04 (0-6 at BUF)	3, 1/25/14 (2-5)	6, 3/29/04 (0-6)
Last Tie:	12/29/01, 2-2 at CBJ	12/29/01, 2-2	None
Last OT Game:	1/18/14, 4-3 (SOW) at BUF	12/29/01, 2-2 T	1/18/14, 4-3 (SOW)
OT Record (W-L-T):	1-0-1	0-0-1	1-0-0
Most Goals Scored:	6, 11/14/08 (6-1 W at BUF)	5, 11/25/11 (5-1 W)	6, 11/14/08 (6-1 W)
Most Goals Allowed:	6, 3/29/04 (0-6 L at BUF)	5, 2x, 1/25/14. 2-5 L - most recent	6, 3/29/04 (0-6 L)
Most Goals, Both Teams:	9, 2x	9, 4/9/11 (4-5 L)	9, 11/22/02 (4-5 L)
Longest Win Streak:	4, 1/26/07 - 2/6/10	3, 11/3/02 - 2/6/10	2, 3x, current, most recent
Longest Pts. Streak:	4, 2x, 1/26/07 - 2/6/10 most recent (4-0-0)	4, 12/29/01 - 2/6/10 (3-0-1)	2, 3x, current, most recent (2-0-0)
Longest Pointless Streak:	3, 12/3/10 - 10/27/11	1, 2x, current, most recent (0-1-0)	2, 2x, 12/3/10 - 10/27/11, most recent
Longest Winless Streak:	3, 12/3/10 - 10/27/11 (0-3-0)	1, 3x, current, most recent (0-1-0)	2, 2x, 12/3/10 - 10/27/11, most recent (0-2-0)

ALL-TIME RESULTS

2000-01 1/23 CBJ 2, at BUF 1	(1-0-0-0)	2001-02 10/19 CBJ 3, at BUF 1 12/29 BUF 2, at CBJ 2 OT	(1-0-1-0)	2002-03 11/3 at CBJ 3, BUF 2 11/22 at BUF 5, CBJ 4	(1-1-0-0)	2003-04 3/29 at BUF 6, CBJ 0	(0-1-0-0)	2005-06 DID NOT PLAY	(0-0-0)	2006-07 1/26 at CBJ 3, BUF 2	(1-0-0)
2007-08 10/19 CBJ 3, at BUF 0	(1-0-0)	2008-09 11/14 CBJ 6, at BUF 1	(1-0-0)	2009-10 2/6 at CBJ 4, BUF 0	(1-0-0)	2010-11 12/3 at BUF 5, CBJ 0 4/9 BUF 5, at CBJ 4	(0-2-0)	2011-12 10/27 at BUF 4, CBJ 2 11/25 at CBJ 5, BUF 1	(1-1-0)	2012-13 DID NOT PLAY	(0-0-0)
2013-14 10/10 CBJ 4 at BUF 1 1/18 CBJ 4 at BUF 3 SO 1/25 BUF 5 at CBJ 2	(2-1-0)										

SHUTOUTS

CBJ	2	10/19/07, Leclaire 21 saves (3-0 at BUF); 2/6/10, Mason 28 saves (4-0 at CBJ)
BUF	2	3/29/04, Biron 23 saves (0-6 at BUF); 12/3/10, Miller 19 saves (0-5 at BUF)

HAT TRICKS

CBJ	0	None
BUF	0	None

PENALTY SHOTS

CBJ	1	10/19/07, Nash unsuccessful against Miller (3-0 W at BUF)
BUF	1	1/26/07, Paille unsuccessful against Norrena (3-2 W at CBJ)




CALGARY FLAMES

Scotiabank Saddledome / 555 Saddledome Rise S.E. / Calgary, AB T2G 2W1
flames.nhl.com / p: 403.777.2177 / f: 403.777.2171

DIRECTORY



BOB HARTLEY



SEAN MONAHAN

First Season: 1972-73
Home Ice: Scotiabank Saddledome
Capacity: 19,289 (opened in 1983)
Playoff Appearances: 26 (most recent, 2008-09)
Stanley Cup Titles: 1 (1989)
President and CEO: Ken King
President of Hockey Operations: Brian Burke
General Manager: Brad Treliving
Head Coach: Bob Hartley
Assistant Coaches: Jacques Cloutier, Martin Gelinas
Public Relations Contact:
Peter Hanlon, 403.777.3684
Public Relations Fax: 403.777.2195
Press Box Phone: 403.264.0636

2013-14 SEASON

Record: 35-40-7, 77 pts.
Home: 19-19-3, 41 pts.
Away: 16-21-4, 36 pts.
Playoffs: Did not qualify

LEADERS
Points: Jiri Hudler, 54
Goals: Mike Cammalleri, 26
Assists: Jiri Hudler, 37
+/-: Mark Giordano, 12
PIM: Brian McGrattan, 100
Def. Points: Mark Giordano, 47
Goaltending: Karri Ramo, 17-15-4, 2.65 GAA, .911 SV%, 2 SO

2013-14 RESULTS (1-1-0)

DATE	RESULT	ATTN	W/L GOALTENDERS	GW GOAL
Oct. 4, 2013	CGY 4 at CBJ 3	18,151	Joey MacDonald / Sergei Bobrovsky	Curtis Glencross
Nov. 20, 2013	CBJ 2 at CGY 1 (OT)	19,289	Sergei Bobrovsky / Reto Berra	Nikita Nikitin

GOALS BY PERIOD	1ST	2ND	3RD	OT	TOTAL
Columbus	3	0	1	1	5
Calgary	2	0	3	0	5

SHOTS BY PERIOD	1ST	2ND	3RD	OT	TOTAL
Columbus	20	14	14	2	50
Calgary	18	16	20	0	54

POWER PLAY	GOALS	ATTEMPTS	PCT
Columbus	1	6	16.7
Calgary	0	3	0.0

PENALTY KILLING	KILLS	ATTEMPTS	PCT
Columbus	3	3	100.0
Calgary	5	6	83.3

COLUMBUS	GP	G	A	TP	+/-	PM	PP	SH	S	PCT
JOHNSON	2	1	1	2	1	4	1	0	4	25.0
NIKITIN	2	1	1	2	1	0	0	0	2	50.0
GABORIK	1	1	1	2	0	0	0	0	2	50.0
SAVARD	2	0	2	2	2	0	0	0	1	0.0
ANISIMOV	2	1	0	1	0	0	0	0	6	16.7
FOLIGNO	2	1	0	1	1	2	0	0	5	20.0
ATKINSON	2	0	1	1	0	0	0	0	2	0.0
COMEAU	2	0	1	1	-4	0	0	0	6	0.0
UMBERGER	2	0	1	1	1	0	0	0	5	0.0
WISNIEWSKI	2	0	1	1	-3	0	0	0	3	0.0

CALGARY	GP	G	A	TP	+/-	PM	PP	SH	S	PCT
GALIARDI	2	1	1	2	3	0	0	0	2	50.0
JONES	2	0	2	2	2	0	0	0	5	0.0
COLBORNE	2	1	0	1	1	2	0	0	1	100.0
HUDLER	2	1	0	1	1	0	0	0	2	50.0
MONAHAN	2	1	0	1	0	0	0	0	2	50.0
GLENCROSS	1	1	0	1	1	0	0	0	2	50.0
BACKLUND	2	0	1	1	0	0	0	0	4	0.0
BAERTSCHI	2	0	1	1	-1	0	0	0	2	0.0
RUSSELL	2	0	1	1	2	0	0	0	1	0.0
STEMPNIAK	2	0	1	1	-2	0	0	0	5	0.0

GOALTENDING

COLUMBUS	GP	MIN	GA	AVG	SO	W	L	OTL	SA	SV%
BOBROVSKY	2	122	5	2.45	0	1	1	0	54	.907

CALGARY	GP	MIN	GA	AVG	SO	W	L	OTL	SA	SV%
MACDONALD	1	60	3	3.00	0	1	0	0	32	.906
BERRA	1	62	2	1.92	0	0	0	1	18	.889

COLUMBUS VS. CALGARY ALL-TIME

SEASON	W-L-T-O	HOME	AWAY	GF-GA	SF-SA	PP	PK	PIM
2000-01	3-1-0-0	2-0-0-0	1-1-0-0	12-9	92-109	6-of-21	14-of-16	85-111
2001-02	2-2-0-0	2-0-0-0	0-2-0-0	9-12	96-134	2-of-20	12-of-14	66-76
2002-03	3-0-0-1	1-0-0-1	2-0-0-0	18-9	106-127	5-of-21	20-of-22	93-87
2003-04	1-3-0-0	1-1-0-0	0-2-0-0	5-10	100-135	3-of-33	17-of-18	69-95
2005-06	2-2-0	1-1-0	1-1-0	6-8	85-134	2-of-21	24-of-25	62-52
2006-07	2-2-0	2-0-0	0-2-0	9-13	109-112	5-of-25	17-of-23	73-87
2007-08	2-2-0	1-1-0	1-1-0	8-7	140-96	1-of-18	15-of-17	83-85
2008-09	2-1-1	2-0-0	0-1-1	13-9	126-115	3-of-21	18-of-21	141-132
2009-10	2-1-1	1-0-1	1-1-0	11-12	117-99	4-of-15	11-of-12	36-46
2010-11	1-2-1	1-1-0	0-1-1	10-14	123-106	1-of-11	17-of-20	49-35
2011-12	3-0-1	1-0-1	2-0-0	9-6	109-120	1-of-13	8-of-10	39-49
2012-13	2-0-1	1-0-1	1-0-0	14-9	82-88	1-of-9	8-of-10	25-23
2013-14	1-1-0	0-1-0	1-0-0	5-5	50-54	1-of-6	3-of-3	4-10
TOTAL	26-17-0-6	16-5-0-4	10-12-0-2	129-123	1335-1429	35-of-234	184-of-211	825-888

OVERALL

Current Streak:	1-0-0 since 11/20/13
Last Win:	11/20/13, 2-1 (OT) at CGY
Last Regulation Loss:	10/4/13, 3-4 at CBJ
Most Lopsided Win:	5, 2x (3/26/09, 5-0 at CBJ)
Most Lopsided Loss:	5, 3/25/02 (1-6 at CGY)
Last Tie:	None
Last OT Game:	11/20/13, 2-1 (OT) at CGY
OT Record (W-L-T):	6-6-0
Most Goals Scored:	7, 1/11/03 (7-2 W at CGY)
Most Goals Allowed:	6, 4x (10/22/10, 2-6 L at CBJ)
Most Goals, Both Teams:	10, 3x (3/29/13, 6-4 W at CGY)
Longest Win Streak:	3, 2x (2/1/06 - 11/3/06)
Longest Pts. Streak:	7, 11/21/11 - 3/29/13 (5-0-0-2)
Longest Pointless Streak:	4, 12/19/03 - 11/3/05
Longest Winless Streak:	4, 12/19/03 - 11/3/05 (0-4-0-0)

AT CBJ

Current Streak:	0-1-0 since 10/4/13
Last Win:	3/22/13, 5-1
Last Regulation Loss:	10/4/13, 3-4
Most Lopsided Win:	5, 3/26/09 (5-0)
Most Lopsided Loss:	4, 10/22/10 (2-6)
Last Tie:	None
Last OT Game:	2/7/13, 3-4 (OTL)
OT Record (W-L-T):	1-4-0
Most Goals Scored:	6, 3/24/01 (6-4 W)
Most Goals Allowed:	6, 10/22/10 (2-6 L)
Most Goals, Both Teams:	10, 3/24/01 (6-4 W)
Longest Win Streak:	5, 3/14/01 - 12/19/02
Longest Pts. Streak:	7, 3/14/01 - 11/9/03 (6-0-0-1)
Longest Pointless Streak:	2, 12/19/03 - 10/7/05
Longest Winless Streak:	2, 3x, 12/27/11 - 2/7/13 most recent (0-0-0-2)

AT CGY

Current Streak:	4-0-0 since 12/1/11
Last Win:	11/20/13, 2-1 (OT)
Last Regulation Loss:	3/4/11, 3-4
Most Lopsided Win:	5, 1/11/03 (7-2)
Most Lopsided Loss:	5, 3/25/02 (1-6)
Last Tie:	None
Last OT Game:	11/20/13, 2-1 (OT)
OT Record (W-L-T):	5-2-0
Most Goals Scored:	7, 1/11/03 (7-2 W)
Most Goals Allowed:	6, 3x (10/20/09 most recent, 3-6 L)
Most Goals, Both Teams:	10, 2x (3/29/13 most recent, 6-4 W)
Longest Win Streak:	4, 12/1/11 - current
Longest Pts. Streak:	4, 12/1/11 - current (4-0-0-0)
Longest Pointless Streak:	3, 2x, 11/1/03 - 11/3/05 most recent
Longest Winless Streak:	4, 3/4/08 - 10/20/09 (0-3-0-1)

ALL-TIME RESULTS

2000-01	(3-1-0-0)	2001-02	(2-2-0-0)	2002-03	(3-0-0-1)	2003-04	(1-3-0-0)	2005-06	(2-2-0)	2006-07	(2-2-0)
10/12	CBJ 3, at CGY 2	11/1	at CGY 2, CBJ 1	12/19	at CBJ 3, CGY 0	11/1	at CGY 3, CBJ 0	10/7	CGY 3, at CBJ 1	11/3	at CBJ 5, CGY 4 SO
3/14	at CBJ 3, CGY 0	11/25	at CBJ 4, CGY 3	1/11	CBJ 7, at CGY 2	11/9	at CBJ 4, CGY 3	11/3	at CGY 2, CBJ 1	12/1	at CGY 2, CBJ 1
3/24	at CBJ 6, CGY 4	3/16	at CBJ 3, CGY 1	3/8	CGY 3, at CBJ 2 OT	12/19	CGY 2, at CBJ 1	2/1	CBJ 2, at CGY 1 SO	2/2	at CGY 6, CBJ 2
3/27	at CGY 3, CBJ 0	3/25	at CGY 6, CBJ 1	3/29	CBJ 6, at CGY 4	3/18	at CGY 2, CBJ 0	3/24	at CBJ 3, CGY 2	2/8	at CBJ 2, CGY 1
2007-08	(2-2-0)	2008-09	(2-1-1)	2009-10	(2-1-1)	2010-11	(1-2-1)	2011-12	(3-0-1)	2012-13	(2-0-1)
12/1	CBJ 4, at CGY 3 OT	11/8	at CBJ 3, CGY 1	10/13	at CBJ 2, CGY 1	10/22	CGY 6, at CBJ 2	11/21	at CBJ 4, CGY 1	2/7	CGY 4, at CBJ 3 OT
12/18	CGY 3, at CBJ 1	1/21	at CGY 5, CBJ 4 SO	10/20	at CGY 6, CBJ 3	12/13	at CGY 3, CBJ 2 OT	12/1	CBJ 4, at CGY 3 SO	3/22	at CBJ 5, CGY 1
3/4	at CGY 1, CBJ 0	2/24	at CGY 4, CBJ 1	11/28	CGY 4, at CBJ 3 SO	12/21	at CBJ 3, CGY 1	12/27	CGY 2, at CBJ 1 SO	3/29	CBJ 6, at CGY 4
3/18	at CBJ 3, CGY 0	3/26	at CBJ 5, CGY 0	1/8	CBJ 3, at CGY 2	3/4	at CGY 4, CBJ 3	3/18	CBJ 2, at CGY 1 SO		
2013-14	(1-1-0)										
10/4	CGY 4 at CBJ 3										
11/20	CBJ 2 at CGY 1 OT										

SHUTOUTS

CBJ	4	3/14/01, Tugnut 30 saves (3-0 at CBJ); 12/19/02, Denis 29 saves (3-0 at CBJ); 3/18/08, Norrena 18 saves (3-0 at CBJ); 3/26/09, Mason 33 saves (5-0 at CBJ)
CGY	4	3/27/01, Brathwaite 19 saves (0-3 at CGY); 11/1/03, McLennan 15 saves (0-3 at CGY); 3/18/04, Kiprusoff 23 saves (0-2 at CGY); 3/4/08, Kiprusoff 39 saves (0-1 at CGY)

HAT TRICKS

CBJ	1	3/29/03, Sanderson against Turek (3) and 1 EN (6-4 W at CGY)
CGY	1	10/22/10, Bourque against Mason (3) (2-6 L at CBJ)

PENALTY SHOTS

CBJ	2	3/4/11, Calvert unsuccessful against Kiprusoff (3-4 L at CGY); 3/4/11, Vermette unsuccessful against Kiprusoff (3-4 L at CGY)
CGY	0	None



CAROLINA HURRICANES

PNC Arena / 1400 Edwards Mill Rd. / Raleigh, NC 27607
hurricanes.nhl.com / p: 919.467.7825 / f: 919.462.0123



BILL PETERS



ERIC STAAL

DIRECTORY

First Season: 1979-80
(Relocated from Hartford in 1997)
Home Ice: PNC Arena
Capacity: 18,680 (opened in 1999)
Playoff Appearances: 13 (most recent, 2008-09)
Stanley Cup Titles: 1 (2006)
Executive VP and GM: Ron Francis
Head Coach: Bill Peters
Assistant Coaches:
Rod Brind'Amour, Steve Smith
Public Relations Contact:
Mike Sundheim, 919.861.5477
Public Relations Fax: 919.462.0123
Press Box Phone: 919.861.2300, x6560

2013-14 SEASON

Record: 36-35-11, 83 pts.
Home: 18-17-6, 42 pts.
Away: 18-18-5, 41 pts.
Playoffs: Did not qualify

LEADERS
Points: Eric Staal, 61
Goals: Jeff Skinner, 33
Assists: Eric Staal, 40
+/-: John-Michael Liles, 5
PIM: Eric Staal, 74
Def. Points: Andrej Sekera, 44
Goaltending: Anton Khudobin, 19-14-1, 2.30 GAA, .926 SV%, 1 SO

2013-14 RESULTS (3-2-0)

DATE	RESULT	ATTN	W/L GOALTENDERS	GW GOAL
Dec. 23, 2013	CBJ 4 at CAR 3	16,601	Mike McKenna / Justin Peters	Jack Skille
Jan. 10, 2014	at CBJ 3, CAR 0	16,008	Sergei Bobrovsky / Anton Khudobin	Boone Jenner
Jan. 27, 2014	at CAR 3, CBJ 2	13,641	Anton Khudobin / Sergei Bobrovsky	Jordan Staal
March 18, 2014	CAR 3 at CBJ 1	15,938	Anton Khudobin / Sergei Bobrovsky	Andrei Loktionov
March 29, 2014	CBJ 3 at CAR 2 (OT)	16,714	Curtis McElhinney / Anton Khudobin	Ryan Johansen

GOALS BY PERIOD	1ST	2ND	3RD	OT	TOTAL	SHOTS BY PERIOD	1ST	2ND	3RD	OT	TOTAL
Columbus	5	2	5	1	13	Columbus	43	54	53	2	152
Carolina	2	4	5	0	11	Carolina	38	64	47	2	151

POWER PLAY	GOALS	ATTEMPTS	PCT	PENALTY KILLING	KILLS	ATTEMPTS	PCT
Columbus	2	11	18.2	Columbus	14	18	77.8
Carolina	4	18	22.2	Carolina	9	11	81.8

COLUMBUS	GP	G	A	TP	+/-	PM	PP	SH	S	PCT	CAROLINA	GP	G	A	TP	+/-	PM	PP	SH	S	PCT
ANISIMOV	5	2	2	4	3	2	0	0	14	14.3	SKINNER	5	3	1	4	-4	0	2	0	21	14.3
JOHANSEN	5	2	2	4	0	4	1	0	12	16.7	STAAL	4	2	1	3	1	0	0	0	11	18.2
JENNER	5	2	1	3	0	4	0	0	10	20.0	LOKTIONOV	2	2	1	3	1	0	2	0	7	28.6
ATKINSON	4	1	2	3	3	0	1	0	7	14.3	SEMIN	5	1	2	3	0	2	0	0	15	6.7
FOLIGNO	5	0	3	3	0	4	0	0	7	0.0	STAAL	5	1	2	3	-1	4	0	0	8	12.5
LETESTU	5	0	3	3	1	0	0	0	7	0.0	HARRISON	4	0	3	3	0	2	0	0	8	0.0
DUBINSKY	5	1	1	2	3	4	0	0	9	11.1	NASH	4	0	3	3	-3	0	0	0	4	0.0
TROPP	5	1	1	2	1	2	0	0	5	20.0	GERBE	5	1	1	2	1	2	0	0	7	14.3
TYUTIN	5	0	2	2	3	0	0	0	8	0.0	DWYER	4	1	1	2	1	2	0	0	5	20.0
WISNIEWSKI	5	0	2	2	-1	6	0	0	15	0.0	LINDHOLM	3	0	2	2	-2	0	0	0	9	0.0

GOALTENDING

COLUMBUS	GP	MIN	GA	AVG	SO	W	L	OTL	SA	SV%	CAROLINA	GP	MIN	GA	AVG	SO	W	L	OTL	SA	SV%
BOBROVSKY	3	159	6	2.26	1	1	2	0	91	.934	KHUDOBIN	4	243	9	2.23	0	2	1	1	127	.929
MCELHINNEY	2	80	2	1.51	0	1	0	0	27	.926	PETERS	1	59	4	4.05	0	0	1	0	25	.840
MCKENNA	1	60	3	3.00	0	1	0	0	33	.909											

COLUMBUS VS. CAROLINA ALL-TIME

SEASON	W-L-T/O	HOME	AWAY	GF-GA	SF-SA	PP	PK	PIM
2000-01	1-1-0-0	1-0-0-0	0-1-0-0	4-3	40-58	2-of-11	5-of-6	28-36
2001-02	0-1-0-0	0-0-0-0	0-1-0-0	2-5	18-38	1-of-4	6-of-6	10-10
2002-03	0-2-0-0	0-1-0-0	0-1-0-0	7-10	67-66	2-of-7	7-of-10	27-21
2003-04	1-1-0-0	0-1-0-0	1-0-0-0	4-4	45-63	2-of-9	7-of-8	20-22
2005-06	0-1-0	0-0-0	0-1-0	1-2	26-32	0-of-4	6-of-7	14-8
2006-07	DID NOT PLAY							
2007-08	1-0-0	1-0-0	0-0-0	4-1	23-24	1-of-6	3-of-4	13-17
2008-09	1-0-0	0-0-0	1-0-0	5-1	20-27	2-of-4	3-of-3	6-8
2009-10	1-0-0	1-0-0	0-0-0	3-2	26-26	0-of-3	5-of-5	10-6
2010-11	1-0-0	0-0-0	1-0-0	3-2	28-31	0-of-5	9-of-9	18-12
2011-12	1-0-0	1-0-0	0-0-0	5-1	26-40	1-of-3	5-of-5	10-6
2012-13	DID NOT PLAY							
2013-14	3-2-0	1-1-0	2-1-0	13-11	152-151	2-of-11	14-of-18	38-26
TOTAL	10-8-0-0	5-3-0-0	5-5-0-0	51-42	471-556	13-of-67	70-of-81	194-172

OVERALL

AT CBJ

AT CAR

Current Streak:	1-0-0 since 3/29/14	0-1-0 since 3/18/14	1-0-0 since 3/29/14
Last Win:	3/29/14, 3-2 (OT) at CAR	1/10/14, 3-0	3/29/14, 3-2 (OT)
Last Regulation Loss:	3/18/14, 1-3 at CBJ	3/18/14, 1-3	1/27/14, 2-3
Most Lopsided Win:	4, 2x	4, 3/23/12 (5-1)	4, 2/14/09 (5-1)
Most Lopsided Loss:	3, 2x	3, 3/8/04 (1-4)	3, 11/19/01 (2-5)
Last Tie:	None	None	None
Last OT Game:	3/29/14, 3-2 OTW at CAR	None	3/29/14, 3-2 OTW
OT Record (W-L-T):	1-0-0	0-0-0	1-0-0
Most Goals Scored:	5, 3x	5, 3/23/12 (5-1 W)	5, 2x (2/14/09 most recent, 5-1 W)
Most Goals Allowed:	6, 3/10/03 (5-6 L at CAR)	4, 2x (3/8/04 most recent, 1-4 L)	6, 3/10/03 (5-6 L)
Most Goals, Both Teams:	11, 3/10/03 (5-6 L at CAR)	6, 2x (3/23/12 most recent, 5-1 W)	11, 3/10/03 (5-6 L)
Longest Win Streak:	7, 12/29/07 - 1/10/14	4, 12/29/07 - 1/10/14	3, 2/14/09 - 12/23/13
Longest Pts. Streak:	7, 12/29/07 - 1/10/14 (7-0-0)	4, 12/29/07 - 1/10/14 (4-0-0)	3, 2/14/09 - 12/23/13 (3-0-0)
Longest Pointless Streak:	4, 3/7/01 - 3/10/03	2, 11/30/02 - 3/8/04	3, 3/7/01 - 3/10/03
Longest Winless Streak:	4, 3/7/01 - 3/10/03 (0-3-0)	2, 11/30/02 - 3/8/04 (0-2-0)	3, 3/7/01 - 3/10/03 (0-3-0)

ALL-TIME RESULTS

2000-01	(1-1-0-0)	2001-02	(0-1-0-0)	2002-03	(0-2-0-0)	2003-04	(1-1-0-0)	2005-06	(0-1-0)	2006-07	(0-0-0)
12/29	at CBJ 3, CAR 1	11/19	at CAR 5, CBJ 2	11/30	CAR 4, at CBJ 2	3/2	CBJ 3, at CAR 0	12/15	at CAR 2, CBJ 1	DID NOT PLAY	
3/7	at CAR 2, CBJ 1			3/10	at CAR 6, CBJ 5	3/8	CAR 4, at CBJ 1				
2007-08	(1-0-0)	2008-09	(1-0-0)	2009-10	(1-0-0)	2010-11	(1-0-0)	2011-12	(1-0-0)	2012-13	(0-0-0)
12/29	at CBJ 4, CAR 1	2/14	CBJ 5, at CAR 1	11/7	at CBJ 3, CAR 2	3/12	CBJ 3, at CAR 2	3/23	at CBJ 5, CAR 1	DID NOT PLAY	
2013-14	(3-2-0)										
12/23	CBJ 4, at CAR 3										
1/10	at CBJ 3, CAR 0										
1/27	at CAR 3, CBJ 2										
3/18	CAR 3, at CBJ 1										
3/29	CBJ 3, at CAR 2 OT										

SHUTOUTS

CBJ	2	3/2/04, Denis 25 saves (3-0 at CAR); 1/10/14, Bobrovsky 36 saves (3-0 W at CBJ)
CAR	0	None

HAT TRICKS

CBJ	1	3/23/12, Umberger against Ward (3) (5-1 W at CBJ)
CAR	0	None

PENALTY SHOTS

CBJ	0	None
CAR	0	None



CHICAGO BLACKHAWKS

United Center / 1901 W. Madison St. / Chicago, IL 60612

blackhawks.nhl.com / p: 312.455.7000 / f: 312.455.7041



JOEL QUENNEVILLE



JONATHAN TOEWS

DIRECTORY

First Season: 1926-27

Home Ice: United Center

Capacity: 19,717 (opened in 1994)

Playoff Appearances: 59 (most recent, 2013-14)

Stanley Cup Titles: 5 (most recent, 2013)

President and CEO: John F. McDonough

VP and General Manager: Stan Bowman

Head Coach: Joel Quenneville

Assistant Coach: Mike Kitchen

Public Relations Contact:

Brandon Faber, 312.455.7060

Public Relations Fax: 312.455.7042

Press Box Phone: 312.455.4678

2013-14 SEASON

Record: 46-21-15, 107 pts.

Home: 27-7-7, 61 pts.

Away: 19-14-8, 46 pts.

Playoffs: Lost 4-3 (LAK) in Western Conference Finals

LEADERS

Points: Patrick Sharp, 78

Goals: Patrick Sharp, 34

Assists: Duncan Keith, 55

+/-: Marian Hossa, 28

PIM: Brandon Bollig, 92

Def. Points: Duncan Keith, 61

Goaltending: Corey Crawford, 32-16-10, 2.26 GAA, .917 SV%, 2 SO

2013-14 RESULTS (0-2-0)

DATE	RESULT	ATTN	W/L GOALTENDERS	GW GOAL
March 6, 2014	at CHI 6, CBJ 1	21,179	Corey Crawford / Sergei Bobrovsky	Andrew Shaw
April 4, 2014	CHI 4 at CBJ 3	18,695	Antti Raanta / Sergei Bobrovsky	Ben Smith

GOALS BY PERIOD	1ST	2ND	3RD	OT	TOTAL
Columbus	2	2	0	0	4
Chicago	3	5	2	0	10

SHOTS BY PERIOD	1ST	2ND	3RD	OT	TOTAL
Columbus	21	15	14	0	50
Chicago	15	33	23	0	71

POWER PLAY	GOALS	ATTEMPTS	PCT
Columbus	1	7	14.3
Chicago	2	6	33.3

PENALTY KILLING	KILLS	ATTEMPTS	PCT
Columbus	4	6	66.7
Chicago	6	7	85.7

COLUMBUS	GP	G	A	TP	+/-	PM	PP	SH	S	PCT
JOHANSEN	2	2	0	2	-1	0	0	0	4	50.0
ATKINSON	2	0	2	2	-2	0	0	0	3	0.0
ANISIMOV	2	1	0	1	-2	0	1	0	5	20.0
MACKENZIE	2	1	0	1	-1	0	0	0	4	25.0
DUBINSKY	2	0	1	1	-1	2	0	0	6	0.0
JOHNSON	2	0	1	1	-1	0	0	0	2	0.0
PROUT	2	0	1	1	-3	0	0	0	4	0.0
UMBERGER	2	0	1	1	0	0	0	0	2	0.0
WISNIEWSKI	2	0	1	1	-3	2	0	0	3	0.0
BOLL	1	0	1	1	0	7	0	0	0	0.0

CHICAGO	GP	G	A	TP	+/-	PM	PP	SH	S	PCT
KEITH	2	0	4	4	6	2	0	0	6	0.0
SHARP	2	1	2	3	-1	0	1	0	6	16.7
SEABROOK	2	0	3	3	3	2	0	0	6	0.0
SHAW	2	2	0	2	4	0	0	0	4	50.0
TOEWS	1	2	0	2	2	2	1	0	3	66.7
KRUGER	2	0	2	2	3	0	0	0	1	0.0
VERSTEEG	2	0	2	2	2	2	0	0	5	0.0
BICKELL	2	1	0	1	2	5	0	0	7	14.3
BOLLIG	2	1	0	1	1	2	0	0	4	25.0
SMITH	2	1	0	1	1	0	0	0	4	25.0

GOALTENDING

COLUMBUS	GP	MIN	GA	AVG	SO	W	L	OTL	SA	SV%
BOBROVSKY	2	92	8	5.20	0	0	2	0	56	.857
MCELHINNEY	1	28	2	4.36	0	0	0	0	15	.867

CHICAGO	GP	MIN	GA	AVG	SO	W	L	OTL	SA	SV%
CRAWFORD	1	60	1	1.00	0	1	0	0	23	.957
RAANTA	1	60	3	3.01	0	1	0	0	27	.889

COLUMBUS VS. CHICAGO ALL-TIME

SEASON	W-L-T/O	HOME	AWAY	GF-GA	SF-SA	PP	PK	PIM
2000-01	1-4-0-0	1-2-0-0	0-2-0-0	9-18	118-137	2-of-25	18-of-23	86-80
2001-02	1-2-2-0	1-0-1-0	0-2-1-0	10-12	124-154	6-of-26	17-of-19	121-135
2002-03	2-3-0-0	2-1-0-0	0-2-0-0	11-15	141-153	2-of-25	21-of-23	105-152
2003-04	4-2-0-0	2-1-0-0	2-1-0-0	17-19	204-188	6-of-34	21-of-25	106-120
2005-06	5-3-0	3-1-0	2-2-0	26-21	212-299	5-of-40	42-of-48	106-100
2006-07	4-4-0	2-2-0	2-2-0	27-26	220-192	11-of-43	26-of-31	116-130
2007-08	4-3-1	2-2-0	2-1-1	27-28	229-217	6-of-38	28-of-35	107-129
2008-09	3-1-2	1-0-2	2-1-0	16-16	175-164	2-of-22	19-of-26	69-59
2009-10	2-2-2	1-1-1	1-1-1	24-21	153-206	3-of-21	17-of-23	54-62
2010-11	2-3-1	0-2-1	2-1-0	17-24	202-193	5-of-28	16-of-21	54-69
2011-12	0-6-0	0-3-0	0-3-0	10-31	190-176	2-of-20	14-of-19	90-92
2012-13	0-2-2	0-1-1	0-1-1	6-9	106-126	1-of-13	9-of-9	46-52
2013-14	0-2-0	0-1-0	0-1-0	4-10	50-71	1-of-7	4-of-6	17-19
TOTAL	28-37-2-8	15-17-1-5	13-20-1-3	204-250	2124-2276	52-of-342	252-of-308	1077-of-1199

OVERALL

Current Streak:	0-10-3 since 4/1/11
Last Win:	2/18/11, 4-3 at CHI
Last Regulation Loss:	4/4/14, 3-4 at CBJ
Most Lopsided Win:	5, 3/25/10 (8-3 at CBJ)
Most Lopsided Loss:	7, 1/22/04 (0-7 at CHI)
Last Tie:	11/23/01, 2-2 at CBJ
Last OT Game:	3/14/13, 1-2 SOL at CBJ
OT Record (W-L-T):	5-8-2
Most Goals Scored:	8, 3/25/10 (8-3 W at CBJ)
Most Goals Allowed:	7, 4x
Most Goals, Both Teams:	11, 4x
Longest Win Streak:	4, 2/27/04 - 12/30/05
Longest Pts. Streak:	5, 3/13/09 - 12/1/09 (3-0-0-2)
Longest Pointless Streak:	8, 10/29/11 - 2/24/13
Longest Winless Streak:	13, 4/1/11 - current (0-10-0-3)

AT CBJ

0-7-2 since 10/15/10
3/25/10, 8-3
4/4/14, 3-4
5, 3/25/10 (8-3)
6, 2/15/03 (1-7)
11/23/01, 2-2
3/14/13, 1-2 SOL
3-5-1
8, 3/25/10 (8-3 W)
7, 3x (2/1/11 most recent, 4-7 L)
11, 3x (2/1/11 most recent, 4-7 L)
3, 1/12/02 - 1/20/03
5, 4/8/01 - 1/20/03 (4-0-1-0)
4, 11/10/11 - 1/26/13
9, 10/15/10 - current (0-7-0-2)

AT CHI

0-5-1 since 10/29/11
2/18/11, 4-3
3/6/14, 1-6
3, 2x (10/23/07 most recent, 7-4)
7, 1/22/04 (0-7)
10/14/01, 2-2
3/1/13, 3-4 OTL
2-3-1
7, 10/23/07 (7-4 W)
7, 1/22/04 (0-7 L)
11, 10/23/07 (7-4 W)
3, 2/27/04 - 12/30/05
3, 2x, 3/13/09 - 12/1/09 most recent (2-0-1)
4, 2x, 10/29/11 - 1/10/12 most recent
7, 10/15/00 - 12/20/02 (0-6-1-0)

ALL-TIME RESULTS

2000-01	(1-4-0-0)	2001-02	(1-2-2-0)	2002-03	(2-3-0-0)	2003-04	(4-2-0-0)	2005-06	(5-3-0)	2006-07	(4-4-0)
10/7	CHI 5, at CBJ 3	10/14	CBJ 2, at CHI 2 OT	10/10	at CBJ 2, CHI 1	10/16	at CBJ 2, CHI 1	10/9	CBJ 3, at CHI 2	10/7	CBJ 5, at CHI 4
10/15	at CHI 2, CBJ 1	11/23	CHI 2, at CBJ 2 OT	10/29	at CHI 3, CBJ 2	12/26	CBJ 4, at CHI 1	12/26	at CBJ 4, CHI 3 OT	11/12	at CHI 1, CBJ 0
12/3	at CHI 5, CBJ 0	1/10	at CHI 2, CBJ 1	12/20	at CHI 3, CBJ 1	1/22	at CHI 7, CBJ 0	12/30	CBJ 3, at CHI 2	12/16	CHI 6, at CBJ 4
1/12	CHI 3, at CBJ 1	1/12	at CBJ 5, CHI 4	1/20	at CBJ 5, CHI 1	1/24	at CBJ 4, CHI 3	3/7	CHI 3, at CBJ 1	12/31	at CBJ 3, CHI 1
4/8	at CBJ 4, CHI 3 OT	4/14	at CHI 2, CBJ 0	2/15	CHI 7, at CBJ 1	2/25	CHI 4, at CBJ 3	3/15	at CHI 3, CBJ 2	1/16	CBJ 5, at CHI 4 OT
						2/27	CBJ 4, at CHI 3	4/1	at CBJ 5, CHI 2	2/11	CHI 5, at CBJ 4
								4/15	at CBJ 5, CHI 2	3/20	at CBJ 5, CHI 2
								4/16	at CHI 4, CBJ 3	3/30	at CHI 3, CBJ 1
2007-08	(4-3-1)	2008-09	(3-1-2)	2009-10	(2-2-2)	2010-11	(2-3-1)	2011-12	(0-6-0)	2012-13	(0-2-2)
10/23	CBJ 7, at CHI 4	11/1	CHI 4, at CBJ 3 SO	12/1	at CHI 4, CBJ 3 SO	10/15	CHI 5, at CBJ 2	10/29	at CHI 5, CBJ 2	1/26	CHI 3, at CBJ 2
11/7	at CHI 5, CBJ 2	12/14	at CHI 3, CBJ 1	1/14	at CHI 3, CBJ 0	10/23	CBJ 3, at CHI 2	11/10	CHI 6, at CBJ 3	2/24	at CHI 1, CBJ 0
11/14	at CBJ 4, CHI 2	3/13	CBJ 5, at CHI 3	1/16	CHI 6, at CBJ 5	12/26	at CHI 4, CBJ 1	12/26	at CHI 4, CBJ 1	3/1	at CHI 4, CBJ 3 OT
1/24	CBJ 1, at CHI 0	3/18	at CBJ 4, CHI 3 OT	2/14	CHI 5, at CBJ 4 SO	2/1	CHI 7, at CBJ 4	1/10	at CHI 5, CBJ 2	3/14	CHI 2, at CBJ 1 SO
2/13	CHI 7, at CBJ 2	4/5	CHI 1, at CBJ 0 OT	3/25	at CBJ 8, CHI 3	2/18	CBJ 4, at CHI 3	2/18	CHI 6, at CBJ 1		
3/14	CHI 6, at CBJ 3	4/8	CBJ 4, at CHI 3 SO	3/28	CBJ 4, at CHI 2	4/1	CHI 4, at CBJ 3 SO	3/20	CHI 5, at CBJ 1		
3/26	at CBJ 4, CHI 0										
3/30	at CHI 5, CBJ 4 SO										
2013-14	(0-2-0)										
3/6	at CHI 6, CBJ 1										
4/4	CHI 4, at CBJ 3										

SHUTOUTS

CBJ	2	1/24/08, Leclaire 30 saves (1-0 at CHI); 3/26/08, Norrena 17 saves (4-0 at CBJ)
CHI	7	12/3/00, Thibault 29 saves (0-5 at CHI); 4/14/02, Thibault 28 saves (0-2 at CHI); 1/22/04, Anderson 30 saves (0-7 at CHI); 11/12/06, Boucher 28 saves (0-1 at CHI); 4/5/09, Khabibulin 20 saves (0-1 OT at CBJ); 1/14/10, Huet 24 saves (0-3 at CHI); 2/24/13, Crawford 28 saves (0-1 at CHI)

HAT TRICKS

CBJ	0	None
CHI	1	1/10/12, Stalberg against Sanford (3) (2-5 L at CHI)

PENALTY SHOTS

CBJ	5	10/15/00, Vyborny goal against Tallas (1-2 L at CHI); 3/15/06, Fritsche unsuccessful against Khabibulin (2-3 L at CHI); 12/31/06, Nash unsuccessful against Khabibulin (3-1 W at CBJ); 4/8/09, Nash unsuccessful against Khabibulin (4-3 SOW at CHI)
		3/25/10, Voracek goal against Huet (8-3 W at CBJ)
CHI	2	3/30/07, Keith unsuccessful against Boucher (1-3 L at CHI); 12/26/10, Skille unsuccessful against Garon (1-4 L at CHI)



COLORADO AVALANCHE

Pepsi Center / 1000 Chopper Cir. / Denver, CO 80204

avalanche.nhl.com / p: 303.405.1100 / f: 303.893.0614



PATRICK ROY



GABRIEL LANDESKOG

DIRECTORY

First Season: 1979-80

(Relocated from Quebec City in 1995)

Home Ice: Pepsi Center

Capacity: 18,007 (opened in 1999)

Playoff Appearances: 22 (most recent, 2013-14)

Stanley Cup Titles: 2 (1996 and 2001)

President: Josh Kroenke

Executive VP of Hockey Operations: Joe Sakic

Head Coach & VP of Hockey Operations: Patrick Roy

General Manager: Greg Sherman

Assistant Coaches: Tim Army, Andre Tourigny

Public Relations Contact: Jean Martineau 303.405.6005

Public Relations Fax: 303.893.0614

Press Box Phone: 303.575.1926

2013-14 SEASON

Record: 52-22-8, 112 pts.

Home: 26-11-4, 56 pts.

Away: 26-11-4, 56 pts.

Playoffs: Lost 4-3 (COL) in First Round

LEADERS

Points: Matt Duchene, 70

Goals: Ryan O'Reilly, 28

Assists: Matt Duchene, 47

+/-: Gabriel Landeskog, 21

PIM: Cody McLeod, 122

Def. Points: Erik Johnson, 39

Goaltending: Semyon Varlamov, 41-14-6, 2.41 GAA, .927 SV%, 2 SO

2013-14 RESULTS (0-1-1)

DATE	RESULT	ATTN	W/L GOALTENDERS	GW GOAL
Dec. 31, 2013	at COL 5, CBJ 3	16,177	Semyon Varlamov / Curtis McElhinney	Gabriel Landeskog
April 1, 2014	COL 3 at CBJ 2 (OT)	16,550	Semyon Varlamov / Sergei Bobrovsky	Gabriel Landeskog

GOALS BY PERIOD	1ST	2ND	3RD	OT	TOTAL	SHOTS BY PERIOD	1ST	2ND	3RD	OT	TOTAL
Columbus	1	3	1	0	5	Columbus	17	26	20	1	64
Colorado	1	2	4	1	8	Colorado	16	14	17	4	51

POWER PLAY	GOALS	ATTEMPTS	PCT	PENALTY KILLING	KILLS	ATTEMPTS	PCT
Columbus	0	5	0.0	Columbus	0	4	0.0
Colorado	4	4	100.0	Colorado	5	5	100.0

COLUMBUS	GP	G	A	TP	+/-	PM	PP	SH	S	PCT
FOLIGNO	2	1	2	3	1	2	0	0	4	25.0
COMEAU	2	1	1	2	0	0	0	0	8	12.5
JOHANSEN	2	1	1	2	1	0	0	0	4	25.0
UMBERGER	1	0	2	2	0	0	0	0	4	0.0
ATKINSON	2	1	0	1	0	0	0	0	3	33.3
JENNER	2	1	0	1	1	0	0	0	4	25.0
DUBINSKY	2	0	1	1	0	0	0	0	7	0.0
JOHNSON	2	0	1	1	0	2	0	0	1	0.0
TYUTIN	2	0	1	1	1	0	0	0	3	0.0
ANISIMOV	2	0	0	0	0	2	0	0	4	0.0

COLORADO	GP	G	A	TP	+/-	PM	PP	SH	S	PCT
MACKINNON	2	1	3	4	-1	0	1	0	5	20.0
LANDESKOG	2	3	0	3	-1	0	2	0	3	100.0
O'REILLY	2	1	1	2	1	0	1	0	5	20.0
BARRIE	2	0	2	2	-1	0	0	0	1	0.0
STASTNY	2	0	2	2	-1	0	0	0	4	0.0
DUCHENE	1	0	2	2	1	0	0	0	5	0.0
HEJDA	2	1	0	1	0	0	0	0	1	100.0
MALONE	2	1	0	1	0	5	0	0	1	100.0
MCGINN	2	1	0	1	0	0	0	0	8	12.5
CLICHE	2	0	1	1	0	0	0	0	2	0.0

GOALTENDING

COLUMBUS	GP	MIN	GA	AVG	SO	W	L	OTL	SA	SV%
BOBROVSKY	1	64	3	2.79	0	0	0	1	28	.893
MCELHINNEY	1	59	5	5.05	0	0	1	0	23	.783

COLORADO	GP	MIN	GA	AVG	SO	W	L	OTL	SA	SV%
VARLAMOV	2	124	5	2.41	0	2	0	0	64	.922

COLUMBUS VS. COLORADO ALL-TIME

SEASON	W-L-T-O	HOME	AWAY	GF-GA	SF-SA	PP	PK	PIM
2000-01	0-4-0-0	0-2-0-0	0-2-0-0	6-17	84-114	2-of-12	15-of-21	100-62
2001-02	0-4-0-0	0-2-0-0	0-2-0-0	2-16	103-113	1-of-17	8-of-11	43-75
2002-03	0-3-1-0	0-1-1-0	0-2-0-0	7-17	93-155	2-of-15	21-of-25	86-66
2003-04	1-3-0-0	1-1-0-0	0-2-0-0	8-19	154-150	4-of-25	9-of-15	66-78
2005-06	0-3-1	0-2-0	0-1-1	3-12	109-149	0-of-11	14-of-21	59-37
2006-07	1-3-0	0-2-0	1-1-0	8-11	113-115	1-of-19	11-of-14	49-49
2007-08	2-2-0	2-0-0	0-2-0	11-13	99-105	1-of-12	13-of-16	70-54
2008-09	4-0-0	2-0-0	2-0-0	17-6	104-113	2-of-10	14-of-17	66-44
2009-10	0-4-0	0-2-0	0-2-0	7-16	110-113	3-of-15	11-of-14	44-44
2010-11	1-2-1	1-1-0	0-1-1	9-15	128-124	1-of-10	11-of-13	60-56
2011-12	2-1-1	0-1-1	2-0-0	9-9	117-127	2-of-13	9-of-10	58-54
2012-13	2-1-0	1-0-0	1-1-0	6-8	97-79	2-of-12	7-of-8	51-57
2013-14	0-1-1	0-0-1	0-1-0	5-8	64-51	0-of-5	0-of-4	19-15
TOTAL	13-31-1-4	7-14-1-2	6-17-0-2	98-167	1375-1508	21-of-176	143-of-189	771-691

	OVERALL	AT CBJ	AT COL
Current Streak:	0-1-1 since 12/31/13	0-0-1 since 4/1/14	0-1-0 since 12/31/13
Last Win:	4/15/13, 4-3 OT at COL	3/3/13, 2-1 OT	4/15/13, 4-3 OT
Last Regulation Loss:	12/31/13, 3-5 at COL	2/24/12, 0-5	12/31/13, 3-5
Most Lopsided Win:	5, 1/2/09 (6-1 at COL)	3, 2x (2/10/09 most recent, 3-0)	5, 1/2/09 (6-1)
Most Lopsided Loss:	6, 1/6/04 (0-6 at COL)	5, 3x (2/24/12 most recent, 0-5)	6, 1/6/04 (0-6)
Last Tie:	1/28/03, 2-2 at CBJ	1/28/03, 2-2	None
Last OT Game:	4/1/14, 3-2 OTL at CBJ	4/1/14, 3-2 (OTL)	4/15/13, 4-3 (OTW)
OT Record (W-L-T):	3-4-1	2-2-1	1-2-0
Most Goals Scored:	6, 1/2/09 (6-1 W at COL)	5, 2x (12/5/07 most recent, 5-4 W)	6, 1/2/09 (6-1 W)
Most Goals Allowed:	6, 1/6/04 (0-6 L at COL)	5, 7x (2/24/12 most recent, 0-5 L)	6, 1/6/04 (0-6 L)
Most Goals, Both Teams:	9, 4x	9, 2x (12/5/07 most recent, 5-4 W)	9, 2x (3/22/11 most recent, 4-5 SOL)
Longest Win Streak:	4, 10/30/08 - 2/10/09	4, 12/5/07 - 2/10/09	2, 2x, 3/1/12 - 4/5/12 most recent
Longest Pts. Streak:	4, 10/30/08 - 2/10/09 (4-0-0-0)	4, 12/5/07 - 2/10/09 (4-0-0-0)	3, 3/22/11 - 4/5/12 (2-0-0-1)
Longest Pointless Streak:	10, 10/14/00 - 1/23/03	5, 4/2/04 - 11/17/06	8, 10/14/00 - 1/6/04
Longest Winless Streak:	14, 10/14/00 - 1/6/04 (0-13-1-0)	6, 10/18/00 - 3/13/03 (0-5-1-0)	10, 10/14/00 - 3/2/06 (0-9-0-1)

ALL-TIME RESULTS

2000-01	(0-4-0-0)	2001-02	(0-4-0-0)	2002-03	(0-3-1-0)	2003-04	(1-3-0-0)	2005-06	(0-3-1)	2006-07	(1-3-0)
10/14	at COL 3, CBJ 1	10/20	COL 5, at CBJ 0	11/12	at COL 5, CBJ 4	12/6	at COL 5, CBJ 1	11/25	COL 5, at CBJ 0	11/1	COL 5, at CBJ 3
10/18	COL 5, at CBJ 1	12/8	COL 2, at CBJ 0	1/23	at COL 5, CBJ 0	1/6	at COL 6, CBJ 0	1/7	at COL 3, CBJ 2 SO	11/17	COL 3, at CBJ 0
11/22	at COL 5, CBJ 2	12/12	at COL 5, CBJ 1	1/28	at CBJ 2, COL 2 OT	2/28	at CBJ 5, COL 4 OT	2/10	COL 4, at CBJ 1	12/5	CBJ 3, at COL 0
1/10	COL 4, at CBJ 2	3/6	at COL 4, CBJ 1	3/13	COL 5, at CBJ 1	4/2	COL 4, at CBJ 2	3/2	at COL 1, CBJ 0	2/27	at COL 3, CBJ 2
2007-08	(2-2-0)	2008-09	(4-0-0)	2009-10	(0-4-0)	2010-11	(1-2-1)	2011-12	(2-1-1)	2012-13	(2-1-0)
10/13	at COL 5, CBJ 1	10/30	CBJ 4, at COL 2	12/5	COL 3, at CBJ 2	10/30	at COL 5, CBJ 1	10/12	COL 3, at CBJ 2 SO	1/24	at COL 4, CBJ 0
12/5	at CBJ 5, COL 4	1/2	CBJ 6, at COL 1	12/19	at COL 5, CBJ 2	11/12	COL 5, at CBJ 1	2/24	COL 5, at CBJ 0	3/3	at CBJ 2, COL 1 OT
12/12	at CBJ 4, COL 1	1/13	at CBJ 4, COL 3	1/2	COL 3, at CBJ 2	2/11	at CBJ 3, COL 1	3/1	CBJ 2, at COL 0	4/15	CBJ 4, at COL 3 OT
1/20	at COL 3, CBJ 1	2/10	at CBJ 3, COL 0	2/2	at COL 5, CBJ 1	3/22	at COL 5, CBJ 4 SO	4/5	CBJ 5, at COL 2		
2013-14	(0-1-1)										
12/31	at COL 5, CBJ 3										
4/1	COL 3, at CBJ 2 OT										

SHUTOUTS

CBJ	3	12/5/06, Norrena 42 saves (3-0 at COL); 2/10/09, LaCosta 31 saves (3-0 at CBJ); 3/1/12, Mason 33 saves (2-0 at COL)
COL	9	10/20/01, Roy 24 saves (0-5 at CBJ); 12/8/01, Roy 26 saves (0-2 at CBJ); 1/23/03, Roy 18 saves (0-5 at COL); 1/6/04, Aebischer 35 saves (0-6 at COL); 11/25/05, Aebischer 35 saves (0-5 at CBJ); 3/2/06, Aebischer 24 saves (0-1 at COL); 11/17/06, Budaj 25 saves (0-3 at CBJ); 2/24/12, Varlamov 28 saves (0-5 at CBJ); 1/24/13, Varlamov 33 saves (0-4 at COL)

HAT TRICKS

CBJ	1	4/5/12, Atkinson against Varlamov (3) (5-2 W at COL)
COL	2	3/13/03, Sakic against Denis (3) (1-5 L at CBJ); 10/13/07, Sakic against Leclaire (3) (1-5 L at COL)

PENALTY SHOTS

CBJ	1	1/2/09, Nash goal against Budaj (6-1 W at COL)
COL	3	12/12/01, Podein unsuccessful against Denis (1-5 L at COL); 1/23/03, McAmmond unsuccessful against Denis (0-5 L at COL); 2/28/04, Kariya unsuccessful against Denis (5-4 OTW at CBJ)



DALLAS STARS

American Airlines Center / 2500 Victory Ave. / Dallas, TX 75219
stars.nhl.com / p: 214.387.5500 / f: 214.387.5564



LINDY RUFF



JAMIE BENN

DIRECTORY

First Season: 1967-68
(Relocated from Minneapolis-St. Paul in 1993)
Home Ice: American Airlines Center
Capacity: 18,532 (opened in 2001)
Playoff Appearances: 30 (most recent, 2013-14)
Stanley Cup Titles: 1 (1999)
General Manager: Jim Nill
Head Coach: Lindy Ruff
Assistant Coaches: Curt Fraser, James Patrick
Public Relations Contact:
Tom Holy, 214.387.5633
Public Relations Fax: 214.387.5564
Press Box Phone: 214.665.4600

2013-14 SEASON

Record: 40-31-11, 91 pts.
Home: 23-11-7, 53 pts.
Away: 17-20-4, 38 pts.
Playoffs: Lost 4-2 (ANA) in First Round

LEADERS

Points: Tyler Seguin, 84
Goals: Tyler Seguin, 37
Assists: Tyler Seguin, 47
+/-: Jamie Benn, 21
PIM: Antoine Roussel, 209
Def. Points: Alex Goligoski, 42
Goaltending: Kari Lehtonen, 33-20-10, 2.41 GAA, .919 SV%, 5 SO

2013-14 RESULTS (2-0-0)

DATE	RESULT	ATTN	W/L GOALTENDERS	GWG GOAL
March 4, 2014	at CBJ 4, DAL 2	15,661	Sergei Bobrovsky / Dan Ellis	Artem Anisimov
April 9, 2014	CBJ 3 at DAL 1	16,125	Sergei Bobrovsky / Tim Thomas	Artem Anisimov

GOALS BY PERIOD	1ST	2ND	3RD	OT	TOTAL	SHOTS BY PERIOD	1ST	2ND	3RD	OT	TOTAL
Columbus	6	0	1	0	7	Columbus	22	12	12	0	46
Dallas	0	0	3	0	3	Dallas	13	20	34	0	67

POWER PLAY	GOALS	ATTEMPTS	PCT	PENALTY KILLING	KILLS	ATTEMPTS	PCT
Columbus	2	5	40.0	Columbus	5	7	71.4
Dallas	2	7	28.6	Dallas	3	5	60.0

COLUMBUS	GP	G	A	TP	+/-	PM	PP	SH	S	PCT
ANISIMOV	2	3	0	3	1	0	1	0	4	75.0
HORTON	2	1	1	2	1	2	0	0	1	100.0
JOHANSEN	2	0	2	2	1	0	0	0	5	0.0
WISNIEWSKI	2	0	2	2	1	2	0	0	4	0.0
JENNER	2	1	0	1	1	2	0	0	1	100.0
LETESTU	2	1	0	1	0	2	1	0	1	100.0
UMBERGER	1	1	0	1	1	2	0	0	1	100.0
CALVERT	2	0	1	1	0	2	0	0	2	0.0
DUBINSKY	2	0	1	1	1	0	0	0	4	0.0
SAVARD	2	0	1	1	1	0	0	0	1	0.0

DALLAS	GP	G	A	TP	+/-	PM	PP	SH	S	PCT
DALEY	2	2	0	2	-1	0	1	0	5	40.0
BENN	2	0	2	2	-2	0	0	0	8	0.0
GOLIGOSKI	2	1	0	1	-2	0	1	0	4	25.0
COLE	2	0	1	1	0	0	0	0	5	0.0
GONCHAR	2	0	1	1	-1	0	0	0	3	0.0
SEGUIN	2	0	1	1	-2	0	0	0	14	0.0
WHITNEY	1	0	1	1	-1	0	0	0	1	0.0
BENN	2	0	0	0	0	0	0	0	2	0.0
CHIASSON	2	0	0	0	0	0	0	0	3	0.0
DILLON	2	0	0	0	0	2	0	0	3	0.0

GOALTENDING

COLUMBUS	GP	MIN	GA	AVG	SO	W	L	OTL	SA	SV%
BOBROVSKY	2	120	3	1.50	0	2	0	0	67	.955

DALLAS	GP	MIN	GA	AVG	SO	W	L	OTL	SA	SV%
THOMAS	1	56	2	2.16	0	0	1	0	25	.920
ELLIS	1	58	4	4.13	0	0	1	0	20	.800

COLUMBUS VS. DALLAS ALL-TIME

SEASON	W-L-T/O	HOME	AWAY	GF-GA	SF-SA	PP	PK	PIM
2000-01	1-3-0-0	1-1-0-0	0-2-0-0	5-13	88-106	2-of-9	13-of-16	41-29
2001-02	0-4-0-0	0-2-0-0	0-2-0-0	8-16	102-116	2-of-11	11-of-14	49-43
2002-03	1-2-0-1	1-1-0-0	0-1-0-1	8-11	87-144	3-of-16	20-of-20	65-68
2003-04	0-4-0-0	0-2-0-0	0-2-0-0	7-12	86-117	3-of-18	10-of-11	40-62
2005-06	1-3-0	1-1-0	0-2-0	13-18	92-126	4-of-24	20-of-27	54-50
2006-07	3-1-0	1-1-0	2-0-0	7-7	105-101	0-of-13	18-of-22	50-32
2007-08	1-1-2	0-0-2	1-1-0	8-8	121-111	4-of-19	17-of-17	55-58
2008-09	1-1-2	0-1-1	1-0-1	15-18	136-101	3-of-17	14-of-17	95-65
2009-10	3-1-0	2-0-0	1-1-0	9-5	129-103	4-of-16	16-of-16	58-69
2010-11	2-2-0	1-1-0	1-1-0	5-8	127-101	1-of-12	18-of-21	78-50
2011-12	1-3-0	0-2-0	1-1-0	10-12	112-123	4-of-15	11-of-12	33-39
2012-13	2-0-1	1-0-1	1-0-0	9-7	82-96	2-of-12	6-of-8	32-40
2013-14	2-0-0	1-0-0	1-0-0	7-3	45-67	2-of-5	5-of-7	16-12
TOTAL	18-25-0-6	9-12-0-4	9-13-0-2	111-138	1312-1412	34-of-187	179-of-208	666-607

OVERALL

AT CBJ

AT DAL

Current Streak:	4-0-1 since 1/28/13	2-0-1 since 1/28/13	3-0-0 since 12/29/11
Last Win:	4/9/14, 3-1 at DAL	3/4/14, 4-2	4/9/14, 3-1
Last Regulation Loss:	2/9/12, 2-4 at CBJ	2/9/12, 2-4	10/15/11, 2-4
Most Lopsided Win:	3, 2x	2, 3x (3/4/14 most recent, 2-0)	3, 2x (12/29/11 most recent, 4-1)
Most Lopsided Loss:	4, 2x	4, 1/31/09 (3-7)	4, 11/1/00 (0-4)
Last Tie:	None	None	None
Last OT Game:	2/26/13, 4-5 at CBJ	2/26/13, 4-5 OTL	12/18/08, 5-6 SOL
OT Record (W-L-T):	5-6-0	3-4-0	2-2-0
Most Goals Scored:	5, 3x	5, 4/18/06 (5-4 OTW)	5, 2x (12/18/08 most recent, 5-6 SOL)
Most Goals Allowed:	7, 1/31/09 (3-7 L at CBJ)	7, 1/31/09 (3-7 L)	6, 2x (12/18/08 most recent, 5-6 SOL)
Most Goals, Both Teams:	11, 12/18/08 (5-6 SOL at DAL)	10, 1/31/09 (3-7 L)	11, 12/18/08 (5-6 SOL)
Longest Win Streak:	3, 3x, 4/25/13 - current - most recent	3, 1/10/10 - 12/6/10	3, current
Longest Pts. Streak:	5, current (4-0-0-1)	4, 2/16/09 - 12/6/10 (3-0-1)	4, 1/22/08 - 11/19/09 (3-0-0-1)
Longest Pointless Streak:	9, 1/22/03 - 4/11/06	4, 3/11/03 - 12/21/05	5, 1/22/03 - 4/11/06
Longest Winless Streak:	10, 11/17/02 - 4/11/06 (0-9-0-1)	4, 2x, 10/17/07 - 2/16/09 most recent (0-1-3)	10, 11/1/00 - 4/11/06 (0-9-0-1)

ALL-TIME RESULTS

2000-01	(1-3-0-0)	2001-02	(0-4-0-0)	2002-03	(1-2-0-1)	2003-04	(0-4-0-0)	2005-06	(1-3-0)	2006-07	(3-1-0)
11/1	at DAL 4, CBJ 0	12/22	DAL 4, at CBJ 2	11/1	at CBJ 4, DAL 2	10/25	DAL 3, at CBJ 2	11/18	at DAL 6, CBJ 3	12/12	CBJ 3, at DAL 1
11/14	at CBJ 3, DAL 2	1/21	DAL 5, at CBJ 3	11/17	at DAL 3, CBJ 2 OT	12/27	DAL 4, at CBJ 3	12/21	DAL 5, at CBJ 3	3/2	CBJ 3, at DAL 2 SO
11/24	at DAL 3, CBJ 0	1/28	at DAL 4, CBJ 2	1/22	at DAL 4, CBJ 2	2/4	at DAL 1, CBJ 0	4/11	at DAL 3, CBJ 2	3/9	DAL 3, at CBJ 0
11/25	DAL 4, at CBJ 2	4/1	at DAL 3, CBJ 1	3/11	DAL 2, at CBJ 0	3/3	at DAL 4, CBJ 2	4/18	at CBJ 5, DAL 4 OT	4/5	at CBJ 2, DAL 1 OT
2007-08	(1-1-2)	2008-09	(1-1-2)	2009-10	(3-1-0)	2010-11	(2-2-0)	2011-12	(1-3-0)	2012-13	(2-0-1)
10/17	DAL 3, at CBJ 2 SO	10/10	CBJ 5, at DAL 4 OT	11/19	CBJ 4, at DAL 1	12/6	at CBJ 3, DAL 2 SO	10/15	at DAL 4, CBJ 2	1/28	at CBJ 2, DAL 1
12/3	DAL 2, at CBJ 1 SO	12/18	at DAL 6, CBJ 5 SO	12/23	at DAL 3, CBJ 1	12/18	DAL 2, at CBJ 1	10/18	DAL 3, at CBJ 2	2/26	DAL 5, at CBJ 4 OT
1/19	at DAL 3, CBJ 1	1/31	DAL 7, at CBJ 3	1/10	at CBJ 2, DAL 0	2/13	CBJ 2, at DAL 1	12/29	CBJ 4, at DAL 1	4/25	CBJ 3, at DAL 1
1/22	CBJ 4, at DAL 2	2/16	DAL 3, at CBJ 2 SO	2/4	at CBJ 2, DAL 1	4/5	at DAL 3, CBJ 0	2/9	DAL 4, at CBJ 2		
2013-14	(2-0-0)										
3/4	at CBJ 4, DAL 2										
4/9	CBJ 3, at DAL 1										

SHUTOUTS

CBJ	1	1/10/10, Garon 26 saves (2-0 at CBJ)
DAL	6	11/1/00, Belfour 14 saves (0-4 at DAL); 11/24/00, Belfour 23 saves (0-3 at DAL); 3/11/03, Tugnut 25 saves (0-2 at CBJ); 2/4/04, Turco 18 saves (0-1 at DAL); 3/9/07, Turco 30 saves (0-3 at CBJ); 4/5/11, Lehtonen 23 saves (0-3 at DAL)

HAT TRICKS

CBJ	0	None
DAL	2	3/3/04, Guerin against against Denis (3) (2-4 L at DAL); 12/18/08, Eriksson against Leclaire (3) (5-6 SOL at DAL)

PENALTY SHOTS

CBJ	0	None
DAL	0	None



DETROIT RED WINGS

Joe Louis Arena / 19 Steve Yzerman Dr. / Detroit, MI 48226
redwings.nhl.com / p: 313.471.7000 / f: 313.567.0296



MIKE BABCOCK



PAVEL DATSYUK

DIRECTORY

First Season: 1926-27
Home Ice: Joe Louis Arena
Capacity: 20,027 (opened in 1979)
Playoff Appearances: 62 (most recent, 2013-14)
Stanley Cup Titles: 11 (most recent, 2008)
Owners: Mike and Marian Ilitch
Executive VP and General Manager: Ken Holland
Head Coach: Mike Babcock
Assistant Coaches: Tony Granato, Jim Hiller, Andrew Brewer
Public Relations Contact:
Todd Beam, 313.471.7538
Public Relations Fax: 313.567.0296
Press Box Phone: 313.471.7957

2013-14 SEASON

Record: 39-28-15, 93 pts.
Home: 18-13-10, 46 pts.
Away: 21-15-5, 47 pts.
Playoffs: Lost 4-1 (BOS) in First Round

LEADERS

Points: Daniel Alfredsson & Niklas Kronwall, 51
Goals: Gustav Nyquist, 28
Assists: Niklas Kronwall, 41
+/-: Henrik Zetterberg, 19
PIM: Kyle Quincey, 88
Def. Points: Niklas Kronwall, 49
Goaltending: Jimmy Howard,
21-19-11, 2.66 GAA, .910 SV%, 2 SO

2013-14 RESULTS (2-1-0)

DATE	RESULT	ATTN	W/L GOALTENDERS	GW GOAL
Oct. 15, 2013	at DET 2, CBJ 1	20,066	Jonas Gustavsson / Sergei Bobrovsky	Henrik Zetterberg
March 11, 2014	at CBJ 4, DET 1	14,330	Sergei Bobrovsky / Petr Mrazek	Boone Jenner
March 25, 2014	at CBJ 4, DET 2	15,103	Curtis McElhinney / Jimmy Howard	Cam Atkinson

GOALS BY PERIOD	1ST	2ND	3RD	OT	TOTAL	SHOTS BY PERIOD	1ST	2ND	3RD	OT	TOTAL
Columbus	3	1	5	0	9	Columbus	32	32	38	0	102
Detroit	3	2	0	0	5	Detroit	35	33	37	0	105

POWER PLAY	GOALS	ATTEMPTS	PCT	PENALTY KILLING	KILLS	ATTEMPTS	PCT
Columbus	3	10	30.0	Columbus	9	10	90.0
Detroit	1	10	10.0	Detroit	7	10	70.0

COLUMBUS	GP	G	A	TP	+/-	PM	PP	SH	S	PCT
DUBINSKY	3	2	1	3	1	0	1	0	5	40.0
WISNIEWSKI	3	0	3	3	2	2	0	0	10	0.0
JOHANSEN	3	2	0	2	0	2	1	0	12	16.7
ATKINSON	2	2	0	2	1	0	1	0	12	16.7
JENNER	3	1	1	2	-1	0	0	0	6	16.7
CALVERT	2	0	2	2	1	0	0	0	3	0.0
HORTON	2	0	2	2	-1	2	0	0	2	0.0
MACKENZIE	3	1	0	1	0	2	0	0	6	16.7
FOLIGNO	2	1	0	1	2	2	0	0	1	100.0
COMEAU	3	0	1	1	1	4	0	0	6	0.0

DETROIT	GP	G	A	TP	+/-	PM	PP	SH	S	PCT
NYQUIST	2	2	0	2	2	0	0	0	6	33.3
ZETTERBERG	1	1	1	2	1	0	1	0	5	20.0
TATAR	2	0	2	2	1	2	0	0	4	0.0
DATSYUK	1	0	2	2	1	0	0	0	3	0.0
ALFREDSSON	3	1	0	1	-1	0	0	0	7	14.3
DEKEYSER	3	1	0	1	1	0	0	0	6	16.7
KRONWALL	3	0	1	1	0	2	0	0	8	0.0
LEGWAND	2	0	1	1	-2	2	0	0	4	0.0
SHEAHAN	2	0	1	1	0	0	0	0	7	0.0
BERTUZZI	3	0	0	0	0	2	0	0	8	0.0

GOALTENDING

COLUMBUS	GP	MIN	GA	AVG	SO	W	L	OTL	SA	SV%
BOBROVSKY	3	139	4	1.72	0	1	1	0	82	.951
MCELHINNEY	1	40	1	1.50	0	1	0	0	23	.957

DETROIT	GP	MIN	GA	AVG	SO	W	L	OTL	SA	SV%
GUSTAVSSON	1	60	1	1.00	0	1	0	0	37	.973
MRAZEK	1	60	4	4.00	0	0	1	0	37	.892
HOWARD	1	58	3	3.08	0	0	1	0	27	.889

COLUMBUS VS. DETROIT ALL-TIME

SEASON	W-L-T-O	HOME	AWAY	GF-GA	SF-SA	PP	PK	PIM
2000-01	1-2-0-2	1-0-0-2	0-2-0-0	8-14	133-177	4-of-21	19-of-22	58-60
2001-02	1-2-0-2	0-0-0-2	1-2-0-0	9-15	135-157	1-of-19	13-of-17	48-67
2002-03	0-4-1-0	0-2-1-0	0-2-0-0	13-19	147-155	1-of-28	17-of-19	75-73
2003-04	2-4-0-0	1-2-0-0	1-2-0-0	13-17	163-193	2-of-25	17-of-19	54-74
2005-06	1-5-2	0-4-0	1-1-2	18-37	203-305	3-of-39	35-of-44	105-80
2006-07	3-5-0	2-2-0	1-3-0	14-28	219-260	6-of-51	36-of-40	86-108
2007-08	3-4-1	2-1-1	1-3-0	20-24	181-250	8-of-41	28-of-40	94-98
2008-09	3-3-0	2-1-0	1-2-0	17-18	138-208	2-of-22	20-of-26	71-65
2009-10	1-4-1	1-1-1	0-3-0	8-18	163-212	1-of-16	19-of-25	88-60
2010-11	2-3-1	1-2-0	1-1-1	13-16	187-197	3-of-28	20-of-22	51-59
2011-12	2-3-1	2-1-0	0-2-1	16-22	172-190	4-of-26	19-of-28	77-76
2012-13	4-0-1	2-0-1	2-0-0	15-9	130-159	5-of-24	24-of-25	83-81
2013-14	2-1-0	2-0-0	0-1-0	9-5	102-105	3-of-10	9-of-10	24-22
TOTAL	25-40-1-1	16-16-1-7	9-24-0-4	173-242	2073-2568	43-of-350	276-337	914-923

OVERALL

Current Streak:	2-0-0 since 3/11/14
Last Win:	3/25/14, 4-2 at CBJ
Last Regulation Loss:	10/15/13, 1-2 at DET
Most Lopsided Win:	6, 3/7/09 (8-2 at DET)
Most Lopsided Loss:	8, 11/11/09 (1-9 at CBJ)
Last Tie:	4/4/03, 5-5 at CBJ
Last OT Game:	3/10/13, 3-2 SOW at DET
OT Record (W-L-T):	7-11-1
Most Goals Scored:	8, 3/7/09 (8-2 W at DET)
Most Goals Allowed:	9, 11/11/09 (1-9 L at CBJ)
Most Goals, Both Teams:	11, 3x
Longest Win Streak:	4, 2/2/13 - 3/10/13
Longest Pts. Streak:	6, 3/28/12 - 3/10/13 (5-0-0-1)
Longest Pointless Streak:	5, 3/19/08 - 1/6/09
Longest Winless Streak:	8, 3/21/02 - 11/19/03 (0-6-1-1)

AT CBJ

5-0-1 since 3/28/12
3/25/14, 4-2
2/28/12, 2-5
3, 4x (3/11/14 most recent, 4-1)
8, 11/11/09 (1-9)
4/4/03, 5-5
1/21/13, 3-4 SOL
4-7-1
5, 4/4/03 (5-5 T)
9, 11/11/09 (1-9 L)
11, 12/28/06 (4-7 L)
4, current
6, current (5-0-1)
6, 3/11/04 - 4/8/06
6, 3/11/04 - 4/8/06 (0-6-0)

AT DET

0-1-0 since 10/15/13
3/10/13, 3-2 SO
10/15/13, 1-2
6, 3/7/09 (8-2)
5, 2x (3/26/12 most recent, 2-7)
None
3/10/13, 3-2 SOW
3-4-0
8, 3/7/09 (8-2 W)
7, 3/26/12 (2-7 L)
11, 2x (1/15/11 most recent, 5-6 OTL)
2, 2/21/13 - 3/10/13
2, 4x, 2/21/13 - 3/10/13, most recent
4, 4x, 12/26/09 - 11/28/10, most recent
5, 12/26/09 - 1/15/11 (0-4-1)

ALL-TIME RESULTS

2000-01	(1-2-0-2)	2001-02	(1-2-0-2)	2002-03	(0-4-1-0)	2003-04	(2-4-0-0)	2005-06	(1-5-2)	2006-07	(3-5-0)
10/22	DET 2, at CBJ 1 OT	10/16	at DET 4, CBJ 3	12/14	at DET 6, CBJ 4	10/22	at DET 4, CBJ 1	10/22	DET 6, at CBJ 0	11/4	at DET 4, CBJ 1
10/28	at DET 4, CBJ 1	11/21	DET 1, at CBJ 0 OT	12/23	DET 1, at CBJ 0	11/19	at DET 5, CBJ 1	10/24	DET 6, at CBJ 2	12/18	at CBJ 4, DET 3
1/31	DET 3, at CBJ 2 OT	12/27	at DET 5, CBJ 1	12/26	at DET 4, CBJ 2	11/20	at CBJ 3, DET 0	12/20	at DET 4, CBJ 3 SO	12/20	at DET 5, CBJ 0
2/16	at DET 4, CBJ 2	2/8	CBJ 3, at DET 2	3/3	DET 3, at CBJ 2	3/11	DET 4, at CBJ 2	12/31	at DET 5, CBJ 2	12/28	DET 7, at CBJ 4
4/3	at CBJ 2, DET 1	3/21	DET 3, at CBJ 2 OT	4/4	at CBJ 5, DET 5 OT	3/31	DET 3, at CBJ 2	1/18	DET 4, at CBJ 0	1/19	at CBJ 3, DET 1
						4/3	CBJ 4, at DET 1	3/25	CBJ 5, at DET 4 SO	3/22	CBJ 2, at DET 1 SO
								4/7	at DET 6, CBJ 5 SO	4/1	DET 4, at CBJ 1
								4/8	DET 4, at CBJ 2	4/3	at DET 3, CBJ 0
2007-08	(3-4-1)	2008-09	(3-3-0)	2009-10	(1-4-1)	2010-11	(2-3-1)	2011-12	(2-3-1)	2012-13	(4-0-1)
11/9	at DET 4, CBJ 1	11/28	at DET 5, CBJ 3	11/11	DET 9, at CBJ 1	11/26	DET 2, at CBJ 1	10/21	at DET 5, CBJ 2	1/21	DET 4, at CBJ 3 SO
11/18	DET 5, at CBJ 4 SO	1/6	at DET 3, CBJ 0	12/26	at DET 2, CBJ 1	11/28	at DET 4, CBJ 2	10/25	at CBJ 4, DET 1	2/2	at CBJ 4, DET 2
11/24	at CBJ 3, DET 2 SO	1/27	at CBJ 3, DET 2 OT	12/28	at CBJ 1, DET 0 OT	1/14	at CBJ 3, DET 2 SO	1/21	at DET 3, CBJ 2 SO	2/21	CBJ 3, at DET 2
2/15	CBJ 5, at DET 1	2/13	at CBJ 3, DET 2	4/1	at DET 3, CBJ 2	1/15	at DET 6, CBJ 5 OT	2/28	DET 5, at CBJ 2	3/9	at CBJ 3, DET 0
3/16	at CBJ 4, DET 3	3/7	CBJ 8, at DET 2	4/7	at DET 4, CBJ 3	2/4	CBJ 3, at DET 0	3/26	at DET 7, CBJ 2	3/10	CBJ 3, at DET 2 SO
3/19	at DET 3, CBJ 1	3/15	DET 4, at CBJ 0	4/9	DET 1, at CBJ 0 SO	3/17	DET 2, at CBJ 0	3/28	at CBJ 4, DET 2		
3/22	DET 4, at CBJ 1										
4/3	at DET 3, CBJ 2										
2013-14	(2-1-0)										
10/15	at DET 2, CBJ 1										
3/11	at CBJ 4, DET 1										
3/25	at CBJ 4, DET 2										

SHUTOUTS

CBJ	5	11/20/03, Denis 25 saves (3-0 at CBJ); 12/28/09, Mason 34 saves (1-0 OT at CBJ); 4/9/10, Mason 45 saves (0-1 SO at CBJ); 2/4/11, Mason 34 saves (3-0 at DET); 3/9/13, Bobrovsky 30 saves (3-0 at CBJ)
DET	10	11/21/01, Legace 38 saves (0-1 OT at CBJ); 12/23/02, Joseph 33 saves (0-1 at CBJ); 10/22/05, Legace 17 saves (0-6 at CBJ); 1/18/06, Osgood 26 saves (0-4 at CBJ); 12/20/06, Hasek 27 saves (0-5 at DET); 4/3/07, Hasek 35 saves (0-3 at DET); 1/6/09, Conklin 23 saves (0-3 at DET); 3/15/09, Osgood 23 saves (0-4 at CBJ); 4/9/10, Howard 22 saves (0-1 SO at CBJ); 3/17/11, MacDonald 37 saves (0-2 at CBJ)

HAT TRICKS

CBJ	3	4/7/06, Nash against Legace (3) (5-6 SOL at DET); 1/27/09, Nash against Osgood (3) (3-2 OTW at CBJ); 3/7/09, Nash against Osgood (2) and Conklin (1) (8-2 W at DET)
DET	3	10/22/05, Williams against Denis (3) (0-6 L at CBJ); 12/28/06, Cleary against Norrena (3) (4-7 L at CBJ); 3/19/08, Zetterberg against Norrena (3) (1-3 L at DET)

PENALTY SHOTS

CBJ	1	11/26/10, Boll unsuccessful against Howard (1-2 L at CBJ)
DET	1	4/9/10, Bertuzzi unsuccessful against Mason (0-1 SOL at CBJ)



EDMONTON OILERS

Rexall Place / 7424 - 118 Avenue / Edmonton, AB T5B 4M9
oilers.nhl.com / p: 780.414.4000 / f: 780.409.5890



DALLAS EAKINS



TAYLOR HALL

DIRECTORY

First Season: 1979-80
Home Ice: Rexall Place
Capacity: 16,839 (opened in 1974)
Playoff Appearances: 20 (most recent, 2005-06)
Stanley Cup Titles: 5 (most recent, 1990)
President of Hockey Operations: Kevin Lowe
General Manager: Craig MacTavish
Senior VP of Hockey Operations: Scott Howson
Head Coach: Dallas Eakins
Associate Coach: Keith Acton
Assistant Coach: Craig Ramsay
Public Relations Contact: J.J. Hebert, 780.409.5859
Public Relations Fax: 780.409.5848
Press Box Phone: 780.409.3785

2013-14 SEASON

Record: 29-44-9, 67 pts.
Home: 16-22-3, 35 pts.
Away: 13-22-6, 32 pts.
Playoffs: Did not qualify

LEADERS

Points: Taylor Hall, 80
Goals: David Perron & Jordan Eberle, 28
Assists: Taylor Hall, 53
+/-: Ben Eager, 1
PIM: Luke Gazdic, 127
Def. Points: Justin Schultz, 33
Goaltending: Ben Scrivens, 9-11-0, 3.01 GAA, .916 SV%, 1 SO

2013-14 RESULTS (1-1-0)

DATE	RESULT	ATTN	W/L GOALTENDERS	GW GOAL
Nov. 19, 2013	at EDM 7, CBJ 0	16,839	Devan Dubnyk / Sergei Bobrovsky	Jordan Eberle
Nov. 29, 2013	at CBJ 4, EDM 2	14,360	Sergei Bobrovsky / Ilya Bryzgalov	Nick Foligno

GOALS BY PERIOD	1ST	2ND	3RD	OT	TOTAL
Columbus	1	3	0	0	4
Edmonton	3	3	3	0	9

SHOTS BY PERIOD	1ST	2ND	3RD	OT	TOTAL
Columbus	10	23	9	0	42
Edmonton	23	17	19	0	59

POWER PLAY	GOALS	ATTEMPTS	PCT
Columbus	2	6	33.3
Edmonton	4	11	36.4

PENALTY KILLING	KILLS	ATTEMPTS	PCT
Columbus	7	11	63.6
Edmonton	4	6	66.7

COLUMBUS	GP	G	A	TP	+/-	PM	PP	SH	S	PCT
JOHANSEN	2	1	1	2	0	0	0	0	8	12.5
CALVERT	1	0	2	2	0	0	0	0	1	0.0
ANISIMOV	2	1	0	1	-1	0	1	0	2	50.0
FOLIGNO	2	1	0	1	-1	4	1	0	3	33.3
SKILLE	1	1	0	1	1	2	0	0	3	33.3
ATKINSON	2	0	1	1	-1	0	0	0	3	0.0
JENNER	2	0	1	1	-1	4	0	0	4	0.0
TYUTIN	2	0	1	1	0	2	0	0	3	0.0
PROUT	1	0	1	1	0	0	0	0	0	0.0
TROPP	1	0	1	1	1	0	0	0	0	0.0
CHAPUT	2	0	0	0	0	0	0	0	0	0.0

EDMONTON	GP	G	A	TP	+/-	PM	PP	SH	S	PCT
PERRON	2	3	2	5	2	0	2	0	9	33.3
EBERLE	2	1	2	3	1	0	0	0	3	33.3
SMYTH	2	1	2	3	2	0	1	0	4	25.0
NUGENT-HOPKINS	2	0	3	3	1	0	0	0	2	0.0
GAGNER	2	1	1	2	1	0	0	0	5	20.0
YAKUPOV	2	1	1	2	0	0	1	0	8	12.5
HEMSKY	2	0	2	2	1	2	0	0	3	0.0
HALL	2	1	0	1	0	0	0	0	3	33.3
SCHULTZ	2	1	0	1	1	2	0	0	4	25.0
GORDON	2	0	1	1	1	0	0	0	0	0.0
GREBESHKOV	1	0	1	1	0	0	0	0	0	0.0

GOALTENDING

COLUMBUS	GP	MIN	GA	AVG	SO	W	L	OTL	SA	SV%
BOBROVSKY	2	88	6	4.07	0	1	1	0	45	.867
MCELHINNEY	1	31	3	5.71	0	0	0	0	14	.786

EDMONTON	GP	MIN	GA	AVG	SO	W	L	OTL	SA	SV%
DUBNYK	2	78	0	0.00	1	1	0	0	19	1.00
BRYZGALOV	1	40	4	6.00	0	0	1	0	23	.826

COLUMBUS VS. EDMONTON ALL-TIME

SEASON	W-L-T/O	HOME	AWAY	GF-GA	SF-SA	PP	PK	PIM
2000-01	1-3-0-0	1-1-0-0	0-2-0-0	11-14	92-114	2-of-13	12-of-18	50-40
2001-02	1-3-0-0	0-2-0-0	1-1-0-0	5-12	98-113	2-of-18	13-of-14	68-97
2002-03	0-3-1-0	0-1-1-0	0-2-0-0	9-18	85-122	1-of-15	7-of-11	36-44
2003-04	0-1-2-1	0-0-2-0	0-1-0-1	12-14	117-132	5-of-20	15-of-16	38-48
2005-06	2-2-0	1-1-0	1-1-0	7-12	104-111	1-of-19	15-of-19	54-54
2006-07	1-3-0	0-2-0	1-1-0	7-13	100-115	3-of-15	15-of-19	91-84
2007-08	1-1-2	1-0-1	0-1-1	9-10	139-94	2-of-18	13-of-15	39-80
2008-09	2-2-0	1-1-0	1-1-0	11-15	132-86	2-of-19	8-of-12	35-49
2009-10	3-1-0	2-0-0	1-1-0	15-13	122-115	4-of-13	15-of-20	61-47
2010-11	2-2-0	2-0-0	0-2-0	11-15	143-127	1-of-18	16-of-19	59-59
2011-12	1-3-0	1-1-0	0-2-0	10-17	118-122	4-of-17	10-of-13	35-43
2012-13	1-2-0	1-1-0	0-1-0	8-12	108-68	1-of-13	9-of-9	48-18
2013-14	1-1-0	1-0-0	0-1-0	4-9	42-59	2-of-6	7-of-11	29-19
TOTAL	16-27-3-3	11-10-3-1	5-17-0-2	119-174	1400-1378	30-of-204	155-196	643-682

	OVERALL	AT CBJ	AT EDM
Current Streak:	1-0-0 since 11/29/13	2-0-0 since 3/5/13	0-6-0 since 12/16/10
Last Win:	11/29/13, 4-2 at CBJ	11/29/13, 4-2	1/7/10, 4-2
Last Regulation Loss:	11/19/13, 0-7 at EDM	2/10/13, 3-1	11/19/13, 0-7
Most Lopsided Win:	4, 12/2/06 (4-0 at EDM)	3, 1/3/01 (5-2)	4, 12/2/06 (4-0)
Most Lopsided Loss:	7, 11/29/13 (0-7 at EDM)	5, 11/18/08 (2-7)	7, 11/19/13 (0-7)
Last Tie:	1/18/04, 4-4 at CBJ	1/18/04, 4-4	None
Last OT Game:	3/5/13, 4-3 SOW at CBJ	3/5/13, 4-3 SOW	3/2/08, 3-4 SOL
OT Record (W-L-T):	5-3-3	4-1-3	1-2-0
Most Goals Scored:	5, 4x	5, 3x (3/15/10 most recent, 5-3 W)	5, 1/13/03 (5-8 L)
Most Goals Allowed:	8, 1/13/03 (5-8 L at EDM)	7, 11/18/08 (2-7 L)	8, 1/13/03 (5-8 L)
Most Goals, Both Teams:	13, 1/13/03 (5-8 L at EDM)	9, 3x (3/25/12 most recent, 3-6 L)	13, 1/13/03 (5-8 L)
Longest Win Streak:	4, 11/16/09 - 10/28/10	5, 11/16/09 - 1/17/12	2, 2/2/06 - 12/2/06
Longest Pts. Streak:	4, 2x, 11/16/09 - 10/28/10 (4-0-0-0)	5, 11/16/09 - 1/17/12 (5-0-0-0)	2, 2/2/06 - 12/2/06 (2-0-0-0)
Longest Pointless Streak:	4, 11/9/01 - 1/13/03	3, 10/25/01 - 11/27/02	6, 12/16/10 - current
Longest Winless Streak:	12, 11/9/01 - 11/11/05 (0-8-3-1)	6, 11/9/01 - 11/11/05 (0-3-3-0)	6, 2x, 12/16/10 - current (0-6-0-0)

ALL-TIME RESULTS

2000-01	(1-3-0-0)	2001-02	(1-3-0-0)	2002-03	(0-3-1-0)	2003-04	(0-1-2-1)	2005-06	(2-2-0)	2006-07	(1-3-0)
11/5	EDM 4, at CBJ 2	10/25	EDM 5, at CBJ 2	11/27	EDM 3, at CBJ 1	10/30	at EDM 4, CBJ 3 OT	11/1	at EDM 5, CBJ 1	11/10	EDM 4, at CBJ 1
1/3	at CBJ 5, EDM 2	11/2	CBJ 2, at EDM 1	1/13	at EDM 8, CBJ 5	11/25	at CBJ 3, EDM 3 OT	11/11	EDM 3, at CBJ 1	12/2	CBJ 4, at EDM 0
1/7	at EDM 4, CBJ 2	11/9	EDM 3, at CBJ 0	3/1	at CBJ 3, EDM 3 OT	1/18	at CBJ 4, EDM 4 OT	2/2	CBJ 2, at EDM 1 SO	1/31	at EDM 5, CBJ 2
3/26	at EDM 4, CBJ 2	3/26	at EDM 3, CBJ 1	3/28	at EDM 4, CBJ 0	3/16	at EDM 3, CBJ 2	3/11	at CBJ 4, EDM 3 OT	2/22	EDM 4, at CBJ 0
2007-08	(1-1-2)	2008-09	(2-2-0)	2009-10	(3-1-0)	2010-11	(2-2-0)	2011-12	(1-3-0)	2012-13	(1-2-0)
11/26	at EDM 3, CBJ 1	11/5	at CBJ 5, EDM 4	10/22	at EDM 6, CBJ 4	10/28	at CBJ 3, EDM 2 SO	12/2	at EDM 6, CBJ 3	2/10	EDM 3, at CBJ 1
12/31	at CBJ 4, EDM 2	11/18	EDM 7, at CBJ 2	11/16	at CBJ 3, EDM 2 SO	12/16	at EDM 6, CBJ 3	1/17	at CBJ 4, EDM 2	3/5	at CBJ 4, EDM 3 SO
3/2	at EDM 4, CBJ 3 SO	1/20	at EDM 4, CBJ 3	1/7	CBJ 4, at EDM 2	2/5	at CBJ 4, EDM 3	3/14	at EDM 3, CBJ 0	3/28	at EDM 6, CBJ 4
3/7	EDM 2, at CBJ 1 OT	2/26	CBJ 1, at EDM 0	3/15	at CBJ 5, EDM 3	3/3	at EDM 4, CBJ 2	3/25	EDM 6, at CBJ 3		
2013-14	(1-1-0)										
11/19	at EDM 7, CBJ 0										
11/29	at CBJ 4, EDM 2										

SHUTOUTS

CBJ	2	12/2/06, Norrena 21 saves (4-0 at EDM); 2/26/09, Mason 19 saves (1-0 at EDM)
EDM	5	11/9/01, Salo 23 saves (0-3 at CBJ); 3/28/03, Markkanen 26 saves (0-4 at EDM); 2/22/07, Roloson 28 saves (0-4 at CBJ); 3/14/12, Dubnyk 22 saves (0-3 at EDM); 11/19/13, Dubnyk 14 saves (0-7 at EDM)

HAT TRICKS

CBJ	2	12/31/07, Nash against Roloson (2) and 1 EN (4-2 W at CBJ); 12/16/10, Huselius against Khabibulin (3) (3-6 L at EDM)
EDM	1	12/2/11, Jones against Sanford (3) (3-6 L at EDM)

PENALTY SHOTS

CBJ	3	11/26/07, Nash unsuccessful against Roloson (1-3 L at EDM); 3/3/11, Umberger unsuccessful against Dubnyk (2-4 L at EDM); 3/25/12, Nash goal against Dubnyk (3-6 L at CBJ)
EDM	0	None



FLORIDA PANTHERS

BB&T Center / 1 Panther Pkwy. / Sunrise, FL 33323
panthers.nhl.com / p: 954.835.7000 / f: 954.835.7700



GERARD GALLANT



JONATHAN HUBERDEAU

DIRECTORY

First Season: 1993-94
Home Ice: BB&T Center
Capacity: 17,040 (opened in 1998)
Playoff Appearances: 4 (most recent, 2011-12)
Stanley Cup Titles: None
Executive Vice President and General Manager,
Hockey Operations: Dale Tallon
Head Coach: Gerard Gallant
Assistant Coaches: Mike Kelly, John Madden,
Mark Morris
Public Relations Contact:
Justin Copertino, 954.835.7712
Public Relations Fax: 954.835.7700
Press Box Phone: 954.835.7753

2013-14 SEASON

Record: 29-45-8, 66 pts.
Home: 16-20-5, 37 pts.
Away: 13-25-3, 29 pts.
Playoffs: Did not qualify

LEADERS

Points: Nick Bjugstad, 38
Goals: Brad Boyes, 21
Assists: Brian Campbell, 30
+/-: Alex Petrovic, 3
PIM: Erik Gudbranson, 114
Def. Points: Brian Campbell, 37
Goaltending: Tim Thomas, 16-20-3, 2.87 GAA,
.909 SV%, 0 SO

2013-14 RESULTS (3-0-0)

DATE	RESULT	ATTN	W/L GOALTENDERS	GW GOAL
Feb. 1, 2014	at CBJ 4, FLA 1	16,762	Sergei Bobrovsky / Tim Thomas	Ryan Johansen
March 1, 2014	at CBJ 6, FLA 3	15,441	Sergei Bobrovsky / Scott Clemmensen	Artem Anisimov
April 12, 2014	CBJ 3 at FLA 2	14,231	Sergei Bobrovsky / Roberto Luongo	Ryan Johansen

GOALS BY PERIOD	1ST	2ND	3RD	OT	TOTAL	SHOTS BY PERIOD	1ST	2ND	3RD	OT	TOTAL
Columbus	5	4	4	0	13	Columbus	43	29	33	0	105
Florida	2	4	0	0	6	Florida	21	41	29	0	91

POWER PLAY	GOALS				ATTEMPTS				PCT	
COLUMBUS	GP	G	A	TP	+/-	PM	PP	SH	S	PCT
JOHANSEN	3	2	3	5	1	0	1	0	8	25.0
JOHNSON	3	0	4	4	-1	0	0	0	1	0.0
LETESTU	3	2	1	3	2	0	1	0	6	33.3
JENNER	3	1	2	3	-1	2	0	0	14	7.1
HORTON	2	0	3	3	0	2	0	0	6	0.0
ATKINSON	3	2	0	2	0	4	1	0	7	28.6
FOLIGNO	2	2	0	2	1	2	0	0	3	66.7
CALVERT	3	1	1	2	1	0	0	0	6	16.7
SAVARD	3	1	1	2	2	0	1	0	3	33.3
DUBINSKY	3	0	2	2	1	2	0	0	4	0.0

PENALTY KILLING		KILLS			ATTEMPTS			PCT		
FLORIDA	GP	G	A	TP	+/-	PM	PP	SH	S	PCT
BJUGSTAD	3	1	1	2	0	0	0	0	11	9.1
MATTHIAS	2	1	1	2	1	0	0	0	3	33.3
CAMPBELL	3	0	2	2	0	0	0	0	6	0.0
BERGENHEIM	3	1	0	1	-3	0	0	0	9	11.1
BOYES	3	1	0	1	0	4	0	0	4	25.0
HAYES	3	1	0	1	-2	0	0	0	6	16.7
TROCHECK	1	1	0	1	1	0	0	1	4	25.0
UPSHALL	3	0	1	1	0	2	0	0	6	0.0
GILBERT	2	0	1	1	-1	0	0	0	1	0.0
PIRRI	1	0	1	1	1	0	0	0	2	0.0

GOALTENDING

COLUMBUS	GP	MIN	GA	AVG	SO	W	L	OTL	SA	SV%
BOBROVSKY	3	180	6	2.00	0	3	0	0	91	.934

FLORIDA	GP	MIN	GA	AVG	SO	W	L	OTL	SA	SV%
LUONGO	1	59	3	3.04	0	0	1	0	38	.921
CLEMMENSEN	1	59	4	4.04	0	0	1	0	35	.886
THOMAS	1	60	4	4.00	0	0	1	0	30	.867

COLUMBUS VS. FLORIDA ALL-TIME

SEASON	W-L-T/O	HOME	AWAY	GF-GA	SF-SA	PP	PK	PIM
2000-01	1-1-0-0	0-1-0-0	1-0-0-0	7-9	64-50	1-of-13	8-of-8	32-42
2001-02	0-1-0-0	0-0-0-0	0-1-0-0	0-2	23-29	0-of-4	2-of-2	9-13
2002-03	1-0-0-0	1-0-0-0	0-0-0-0	4-1	22-27	2-of-4	6-of-6	19-26
2003-04	0-1-0-0	0-0-0-0	0-1-0-0	0-1	42-34	0-of-4	3-of-3	11-13
2005-06	1-0-0	0-0-0	1-0-0	5-4	23-52	1-of-8	6-of-7	14-16
2006-07	DID NOT PLAY							
2007-08	0-1-0	0-1-0	0-0-0	2-5	36-29	1-of-6	3-of-6	17-17
2008-09	1-0-0	0-0-0	1-0-0	3-1	37-23	0-of-1	3-of-3	6-2
2009-10	1-0-0	1-0-0	0-0-0	3-0	32-32	0-of-2	3-of-3	6-14
2010-11	2-0-0	1-0-0	1-0-0	5-4	70-62	1-of-6	6-of-7	19-17
2011-12	1-0-0	1-0-0	0-0-0	4-1	29-31	1-of-5	3-of-3	8-12
2012-13	DID NOT PLAY							
2013-14	3-0-0	2-0-0	1-0-0	13-6	105-91	5-of-10	11-of-11	29-40
TOTAL	11-4-0-0	6-2-0-0	5-2-0-0	46-34	483-460	12-of-63	54-of-59	170-212

OVERALL

Current Streak: 8-0-0 since 3/21/09
 Last Win: 4/12/14, 3-2 at FLA
 Last Loss: 11/21/07, 2-5 at CBJ
 Most Lopsided Win: 3, 5x (3/1/14 at CBJ - most recent, 6-4)
 Most Lopsided Loss: 3, 2x
 Last Tie: None
 Last OT Game: 3/29/11, 3-2 SOW at CBJ
 OT Record (W-L-T): 4-0-0
 Most Goals Scored: 7, 3/9/01 (7-6 OTW at FLA)
 Most Goals Allowed: 6, 3/9/01 (7-6 OTW at FLA)
 Most Goals, Both Teams: 13, 3/9/01 (7-6 OTW at FLA)
 Longest Win Streak: 8, 3/21/09 - current
 Longest Pts. Streak: 8, 3/21/09 - current (5-0-0)
 Longest Losing Streak: 1, 4x, 11/21/07 most recent
 Longest Winless Streak: 1, 4x, 11/21/07 most recent (0-1-0)

AT CBJ

5-0-0 since 12/9/09
 3/1/14, 6-3
 11/21/07, 2-5
 3, 5x (3/1/14 - most recent, 6-3)
 3, 2x (11/21/07 most recent, 2-5)
 None
 3/29/11, 3-2 SOW
 1-0-0
 6, 3/1/14 (6-3 W)
 5, 11/21/07 (2-5 L)
 9, 3/1/14 (6-3 W)
 5, 12/9/09 - current
 5, 12/9/09 - current (5-0-0)
 1, 2x, 11/21/07 most recent
 1, 2x, 11/21/07 most recent (0-1-0)

AT FLA

4-0-0 since 1/14/06
 4/12/14, 3-2
 1/3/04, 0-1
 2, 3/21/09 (3-1)
 2, 12/5/01 (0-2)
 None
 1/19/11, 3-2 OTW
 3-0-0
 7, 3/9/01 (7-6 OTW)
 6, 3/9/01 (7-6 OTW)
 13, 3/9/01 (7-6 OTW)
 4, 1/14/06 - current
 4, 1/14/06 - current (4-0-0)
 2, 12/5/01 - 1/3/04
 2, 12/5/01 - 1/3/04 (0-2-0)

ALL-TIME RESULTS

2000-01	(1-1-0-0)	2001-02	(0-1-0-0)	2002-03	(1-0-0-0)	2003-04	(0-1-0-0)	2005-06	(1-0-0)	2006-07	(0-0-0)
11/17	FLA 3, at CBJ 0	12/5	at FLA 2, CBJ 0	10/19	at CBJ 4, FLA 1	1/3	at FLA 1, CBJ 0	1/14	CBJ 5, at FLA 4 OT	DID NOT PLAY	
3/9	CBJ 7, at FLA 6 OT										
2007-08	(0-1-0)	2008-09	(1-0-0)	2009-10	(1-0-0)	2010-11	(2-0-0)	2011-12	(1-0-0)	2012-13	(0-0-0)
11/21	FLA 5, at CBJ 2	3/21	CBJ 3, at FLA 1	12/9	at CBJ 3, FLA 0	1/19	CBJ 3, at FLA 2 OT	3/30	at CBJ 4, FLA 1	DID NOT PLAY	
						3/29	at CBJ 3, FLA 2 SO				
2013-14	(3-0-0)										
2/1	at CBJ 4, FLA 1										
3/1	at CBJ 6, FLA 3										
4/12	CBJ 3, at FLA 2										

SHUTOUTS

CBJ	1	12/9/09, Mason 32 saves (3-0 at CBJ)
FLA	3	11/17/00, Kidd 30 saves (0-3 at CBJ); 12/5/01, Luongo 23 saves (0-2 at FLA); 1/3/04, Luongo 42 saves (0-1 at FLA)

HAT TRICKS

CBJ	1	3/9/01, Quint against Kidd (3) (7-6 OTW at FLA)
FLA	0	None

PENALTY SHOTS

CBJ	0	None
FLA	0	None




LOS ANGELES KINGS

STAPLES Center / 1111 S. Figueroa St. / Los Angeles, CA 90015

kings.nhl.com / p: 310.535.4500 / f: 310.535.4507



DARRYL SUTTER



JONATHAN QUICK

DIRECTORY

First Season: 1967-68

Home Ice: STAPLES Center

Capacity: 18,230 (opened in 1999)

Playoff Appearances: 28 (most recent, 2013-14)

Stanley Cup Titles: 2, 2012 & 2014

President and General Manager: Dean Lombardi

Head Coach: Darryl Sutter

Assistant Coaches: John Stevens, Davis Payne

Public Relations Contact:

Jeff Moeller, 310.535.4544

Public Relations Fax: 310.535.4507

Press Box Phone: 213.742.7488

2013-14 SEASON

Record: 46-28-8, 100 pts.

Home: 23-14-4, 50 pts.

Away: 23-14-4, 50 pts.

Playoffs: Stanley Cup Champions

LEADERS

Points: Anze Kopitar, 70

Goals: Anze Kopitar, 29

Assists: Anze Kopitar, 41

+/-: Anze Kopitar, 34

PIM: Kyle Clifford, 81

Def. Points: Drew Doughty, 37

Goaltending: Jonathan Quick, 27-17-4, 2.07 GAA, .915 SV%, 6 SO

2013-14 RESULTS (1-0-1)

DATE	RESULT	ATTN	W/L GOALTENDERS	GW GOAL
Jan. 21, 2014	at CBJ 5, LAK 3	13,286	Sergei Bobrovsky / Martin Jones	Nathan Horton
Feb. 6, 2014	at LAK 2, CBJ 1 (OT)	18,118	Jonathan Quick / Sergei Bobrovsky	Robyn Regehr

GOALS BY PERIOD	1ST	2ND	3RD	OT	TOTAL	SHOTS BY PERIOD	1ST	2ND	3RD	OT	TOTAL
Columbus	3	2	1	0	6	Columbus	22	22	15	0	59
Los Angeles	1	1	2	1	5	Los Angeles	13	19	15	2	49

POWER PLAY	GOALS	ATTEMPTS	PCT	PENALTY KILLING	KILLS	ATTEMPTS	PCT
Columbus	2	8	25.0	Columbus	9	9	100.0
Los Angeles	0	9	0.0	Los Angeles	6	8	75.0

COLUMBUS	GP	G	A	TP	+/-	PM	PP	SH	S	PCT
WISNIEWSKI	2	0	3	3	1	0	0	0	3	0.0
UMBERGER	2	2	0	2	2	2	1	0	5	40.0
ANISIMOV	2	1	1	2	1	2	0	0	5	20.0
JOHANSEN	2	1	1	2	1	4	0	0	7	14.3
JOHNSON	2	1	1	2	0	0	1	0	8	12.5
HORTON	2	1	0	1	1	0	0	0	5	20.0
FOLIGNO	2	0	1	1	2	0	0	0	2	0.0
JENNER	2	0	1	1	1	0	0	0	4	0.0
MURRAY	2	0	1	1	1	0	0	0	1	0.0
ATKINSON	2	0	0	0	-3	0	0	0	2	0.0

LOS ANGELES	GP	G	A	TP	+/-	PM	PP	SH	S	PCT
RICHARDS	2	0	3	3	1	0	0	0	6	0.0
REGEHR	2	2	0	2	1	0	0	0	3	66.7
CARTER	2	1	1	2	2	0	0	0	6	16.7
KING	2	1	0	1	-1	0	0	0	1	100.0
MUZZIN	2	1	0	1	0	2	0	0	4	25.0
DOUGHTY	2	0	1	1	0	2	0	0	2	0.0
KOPITAR	2	0	1	1	1	0	0	0	4	0.0
LEWIS	2	0	1	1	0	0	0	0	2	0.0
WILLIAMS	2	0	1	1	0	0	0	0	4	0.0
BROWN	2	0	0	0	2	0	0	0	2	0.0

GOALTENDING

COLUMBUS	GP	MIN	GA	AVG	SO	W	L	OTL	SA	SV%
BOBROVSKY	2	122	5	2.45	0	1	0	1	49	.898

LOS ANGELES	GP	MIN	GA	AVG	SO	W	L	OTL	SA	SV%
QUICK	1	63	1	0.96	0	1	0	0	25	.960
JONES	1	58	5	5.17	0	0	1	0	34	.853

COLUMBUS VS. LOS ANGELES ALL-TIME

SEASON	W-L-T/O	HOME	AWAY	GF-GA	SF-SA	PP	PK	PIM
2000-01	1-3-0-0	1-1-0-0	0-2-0-0	6-14	103-148	2-of-18	15-of-18	52-52
2001-02	1-3-0-0	0-2-0-0	1-1-0-0	6-15	85-119	0-of-16	10-of-18	69-78
2002-03	4-0-0-0	2-0-0-0	2-0-0-0	14-5	110-123	5-of-25	20-of-21	58-76
2003-04	2-1-1-0	2-0-0-0	0-1-1-0	11-10	119-130	3-of-19	7-of-10	32-52
2005-06	1-3-0	1-1-0	0-2-0	12-18	111-121	2-of-22	22-of-27	75-78
2006-07	2-2-0	2-0-0	0-2-0	8-10	104-119	1-of-20	29-of-33	107-61
2007-08	3-0-1	1-0-1	2-0-0	12-7	132-135	2-of-14	18-of-21	42-28
2008-09	2-2-0	1-1-0	1-1-0	7-10	97-110	2-of-13	11-of-12	34-36
2009-10	1-3-0	1-1-0	0-2-0	7-17	92-106	3-of-17	12-of-18	71-38
2010-11	1-2-1	0-1-1	1-1-0	14-16	118-123	0-of-12	11-of-15	42-40
2011-12	2-2-0	1-1-0	1-1-0	7-6	101-135	0-of-17	12-of-14	39-45
2012-13	0-3-0	0-1-0	0-2-0	4-8	54-76	0-of-9	7-of-10	57-46
2013-14	1-0-1	1-0-0	0-0-1	6-5	59-49	2-of-8	9-of-9	18-18
TOTAL	21-24-1-3	13-9-0-2	8-15-1-1	114-141	1285-1494	22-of-210	183-of-226	696-648

OVERALL

Current Streak:	1-0-1 since 1/21/14
Last Win:	1/21/14, 5-3 at CBJ
Last Regulation Loss:	4/18/13, 1-2 at LAK
Most Lopsided Win:	4, 10/27/02 (5-1 at CBJ)
Most Lopsided Loss:	6, 4x
Last Tie:	1/10/04, 2-2 at LAK
Last OT Game:	2/6/14, 1-2 OTL at LAK
OT Record (W-L-T):	4-3-1
Most Goals Scored:	7, 2/8/06 (7-4 W at CBJ)
Most Goals Allowed:	8, 11/13/05 (2-8 L at CBJ)
Most Goals, Both Teams:	11, 2/8/06 (7-4 W at CBJ)
Longest Win Streak:	5, 3/2/02 - 3/25/03
Longest Pts. Streak:	8, 3/2/02 - 2/11/04 (7-0-1-0)
Longest Pointless Streak:	5, 2/24/01 - 2/26/02
Longest Winless Streak:	5, 2/24/01 - 2/26/02 (0-5-0-0)

AT CBJ

Current Streak:	1-0-0 since 1/21/14
Last Win:	1/21/14, 5-3
Last Regulation Loss:	2/5/13, 2-4
Most Lopsided Win:	4, 10/27/02 (5-1)
Most Lopsided Loss:	6, 3x (11/13/05 most recent, 2-8)
Last Tie:	None
Last OT Game:	2/16/11, 3-4 SOL
OT Record (W-L-T):	3-2-0
Most Goals Scored:	7, 2/8/06 (7-4 W)
Most Goals Allowed:	8, 11/13/05 (2-8 L)
Most Goals, Both Teams:	11, 2/8/06 (7-4 W)
Longest Win Streak:	4, 2x, 2/8/06 - 12/21/07 most recent
Longest Pts. Streak:	5, 2/8/06 - 2/10/08 (4-0-1)
Longest Pointless Streak:	2, 2x, 3/11/11 - 12/15/11 most recent
Longest Winless Streak:	4, 1/28/10 - 12/15/11 (0-3-1)

AT LAK

Current Streak:	0-3-1 since 2/1/12
Last Win:	1/7/12, 1-0
Last Regulation Loss:	4/18/13, 1-2
Most Lopsided Win:	3, 10/31/07 (4-1)
Most Lopsided Loss:	6, 3/8/10 (0-6)
Last Tie:	1/10/04, 2-2
Last OT Game:	2/6/14, 1-2 OTL
OT Record (W-L-T):	1-1-1
Most Goals Scored:	5, 11/17/10 (5-3 W)
Most Goals Allowed:	6, 3x (1/8/11 most recent, 4-6 L)
Most Goals, Both Teams:	10, 1/8/11 (4-6 L)
Longest Win Streak:	3, 3/2/02 - 3/25/03
Longest Pts. Streak:	4, 3/2/02 - 1/10/04 (3-0-1-0)
Longest Pointless Streak:	5, 2/21/04 - 3/17/07
Longest Winless Streak:	6, 1/10/04 - 3/17/07 (0-5-1-0)

ALL-TIME RESULTS

2000-01	(1-3-0-0)	2001-02	(1-3-0-0)	2002-03	(4-0-0-0)	2003-04	(2-1-1-0)	2005-06	(1-3-0)	2006-07	(2-2-0)
10/9	LAK 7, at CBJ 1	10/23	LAK 7, at CBJ 1	10/27	at CBJ 5, LAK 1	1/10	CBJ 2, at LAK 2 OT	10/16	at LAK 3, CBJ 1	10/27	at CBJ 2, LAK 0
10/31	at CBJ 4, LAK 1	12/15	at LAK 3, CBJ 2	12/7	CBJ 4, at LAK 2	1/16	at CBJ 3, LAK 2 OT	11/13	LAK 8, at CBJ 2	1/3	at LAK 3, CBJ 0
2/24	at LAK 3, CBJ 1	2/26	LAK 5, at CBJ 1	2/27	at CBJ 3, LAK 1	2/11	at CBJ 3, LAK 2 OT	2/8	at CBJ 7, LAK 4	3/7	at CBJ 3, LAK 2 OT
3/29	at LAK 3, CBJ 0	3/2	CBJ 2, at LAK 0	3/25	CBJ 2, at LAK 1 OT	2/21	at LAK 4, CBJ 3	3/4	at LAK 3, CBJ 2	3/17	at LAK 5, CBJ 3
2007-08	(3-0-1)	2008-09	(2-2-0)	2009-10	(1-3-0)	2010-11	(1-2-1)	2011-12	(2-2-0)	2012-13	(0-3-0)
10/31	CBJ 4, at LAK 1	12/6	at LAK 3, CBJ 0	10/17	at CBJ 4, LAK 1	11/17	CBJ 5, at LAK 3	12/15	LAK 2, at CBJ 1	2/5	LAK 4, at CBJ 2
12/21	at CBJ 2, LAK 1	12/23	LAK 3, at CBJ 0	10/25	at LAK 6, CBJ 2	1/8	at LAK 6, CBJ 4	1/7	CBJ 1, at LAK 0	2/15	at LAK 2, CBJ 1
1/3	CBJ 4, at LAK 3	12/29	CBJ 2, at LAK 0	1/28	LAK 4, at CBJ 1	2/16	LAK 4, at CBJ 3 SO	2/1	at LAK 3, CBJ 2	4/18	at LAK 2, CBJ 1
2/10	LAK 3, at CBJ 2 SO	3/3	at CBJ 5, LAK 4	3/8	at LAK 6, CBJ 0	3/11	LAK 4, at CBJ 2	3/8	at CBJ 3, LAK 1		
2013-14	(1-0-1)										
1/21	at CBJ 5, LAK 3										
2/6	at LAK 2, CBJ 1 OT										

SHUTOUTS

CBJ	4	3/2/02, Tugnutt 30 saves (2-0 at LA); 10/27/06, Leclaire 38 saves (2-0 at CBJ); 12/29/08, Mason 24 saves (2-0 at LA); 1/7/12, Sanford 31 saves (1-0 at LA)
LA	5	3/29/01, Potvin 27 saves (0-3 at LA); 1/3/07, Garon 26 saves (0-3 at LA); 12/6/08, LaBarbera 23 saves (0-3 at LA); 12/23/08, Quick 24 saves (0-3 at CBJ); 3/8/10, Quick 11 saves (0-6 at LA)

HAT TRICKS

CBJ	2	10/27/02, Wright against Storr (3) (5-1 W at CBJ); 2/27/03, Whitney against Storr (2) and 1 EN (3-1 W at CBJ)
LA	3	11/13/05, Conroy against Denis (2) and Prusek (1) (2-8 L at CBJ); 11/13/05, Frolov against Prusek (2) and Denis (1) (2-8 L at CBJ); 3/11/11, Kopitar against Mason (2-4 L at CBJ)

PENALTY SHOTS

CBJ	2	3/25/03, Nedorost unsuccessful against Huet (2-1 OTW at LA); 10/25/09, Nash unsuccessful against Quick (2-6 L at LA)
LA	1	12/6/08, O'Sullivan unsuccessful against Mason (0-3 L at CBJ)



MINNESOTA WILD

Xcel Energy Center / 199 W. Kellogg Blvd. / St. Paul, MN 55102
wild.nhl.com / p: 651.602.6000 / f: 651.222.1055



MIKE YEO



RYAN SUTER

DIRECTORY

First Season: 2000-01
Home Ice: Xcel Energy Center
Capacity: 17,954 (opened in 2000)
Playoff Appearances: 5 (most recent, 2013-14)
Stanley Cup Titles: None
General Manager: Chuck Fletcher
Head Coach: Mike Yeo
Assistant Coaches:
Rick Wilson, Darryl Sydor, Darby Hendrickson,
Andrew Brunette
Public Relations Contact:
Aaron Sickman, 651.602.6009
Public Relations Fax: 651.293.9574
Press Box Phone: 651.726.8600

2013-14 SEASON

Record: 43-27-12, 98 pts.
Home: 26-10-5, 57 pts.
Away: 17-17-7, 41 pts.
Playoffs: Lost 4-2 (CHI) Western Conference Semifinals

LEADERS

Points: Jason Pominville, 60
Goals: Jason Pominville, 30
Assists: Mikko Koivu, 43
+/-: Ryan Suter & Jared Spurgeon, 15
PIM: Clayton Stoner, 84
Def. Points: Ryan Suter, 43
Goaltending: Josh Harding,
18-7-3, 1.65 GAA, .933 SV%, 3 SO

2013-14 RESULTS (2-0-0)

DATE	RESULT	ATTN	W/L GOALTENDERS	GW GOAL
Dec. 6, 2013	at CBJ 4, MIN 0	11,319	Curtis McElhinney / Niklas Backstrom	Cam Atkinson
March 15, 2014	CBJ 2 at MIN 1 (SO)	19,042	Sergei Bobrovsky / Darcy Kuemper	Ryan Johansen

GOALS BY PERIOD	1ST	2ND	3RD	OT	TOTAL	SHOTS BY PERIOD	1ST	2ND	3RD	OT	TOTAL
Columbus	0	3	2	0	5	Columbus	20	29	20	1	70
Minnesota	0	0	1	0	1	Minnesota	19	20	13	1	53

POWER PLAY	GOALS	ATTEMPTS	PCT	PENALTY KILLING	KILLS	ATTEMPTS	PCT
Columbus	1	3	33.3	Columbus	5	5	100.0
Minnesota	0	5	0.0	Minnesota	2	3	66.7

COLUMBUS	GP	G	A	TP	+/-	PM	PP	SH	S	PCT
FOLIGNO	2	1	1	2	1	0	1	0	8	12.5
UMBERGER	2	1	1	2	0	4	0	0	2	50.0
JOHANSEN	2	0	2	2	1	0	0	0	2	0.0
ATKINSON	2	1	0	1	0	0	0	0	9	11.1
JENNER	2	1	0	1	1	0	0	0	8	12.5
PROUT	2	1	0	1	0	0	0	0	6	16.7
ANISIMOV	2	0	1	1	0	2	0	0	3	0.0
CALVERT	2	0	1	1	2	0	0	0	3	0.0
DUBINSKY	2	0	1	1	2	2	0	0	3	0.0
JOHNSON	2	0	1	1	0	0	0	0	5	0.0

MINNESOTA	GP	G	A	TP	+/-	PM	PP	SH	S	PCT
POMINVILLE	2	1	0	1	1	0	0	0	7	14.3
PARISE	2	0	1	1	1	0	0	0	8	0.0
SUTER	2	0	1	1	1	2	0	0	1	0.0
BRODIN	2	0	0	0	-1	0	0	0	2	0.0
BRODZIAK	2	0	0	0	-2	0	0	0	3	0.0
COOKE	2	0	0	0	-1	2	0	0	1	0.0
COYLE	2	0	0	0	-3	0	0	0	2	0.0
HAULA	2	0	0	0	1	0	0	0	2	0.0
HEATLEY	2	0	0	0	-3	0	0	0	2	0.0
KOIVU	2	0	0	0	0	0	0	0	1	0.0

GOALTENDING

COLUMBUS	GP	MIN	GA	AVG	SO	W	L	OTL	SA	SV%
MCELHINNEY	1	60	0	0.00	1	1	0	0	20	1.00
BOBROVSKY	1	65	1	0.92	0	1	0	0	33	.970

MINNESOTA	GP	MIN	GA	AVG	SO	W	L	OTL	SA	SV%
KUEMPER	1	65	1	0.92	0	0	0	1	29	.966
BACKSTROM	1	60	4	4.00	0	0	1	0	41	.902

COLUMBUS VS. MINNESOTA ALL-TIME

SEASON	W-L-T/O	HOME	AWAY	GF-GA	SF-SA	PP	PK	PIM
2000-01	1-1-0-1	1-0-0-0	0-1-0-1	7-6	75-96	2-of-15	10-of-11	32-40
2001-02	1-2-1-0	0-1-1-0	1-1-0-0	7-12	92-111	5-of-21	20-of-25	69-75
2002-03	3-1-0-0	2-0-0-0	1-1-0-0	13-5	102-93	5-of-18	19-of-20	75-77
2003-04	2-2-0-0	2-0-0-0	0-2-0-0	8-9	102-117	3-of-12	20-of-20	86-61
2005-06	3-1-0	2-0-0	1-1-0	8-9	125-114	2-of-27	17-of-21	47-55
2006-07	2-1-1	2-0-0	0-1-1	11-14	108-113	4-of-19	24-of-31	76-50
2007-08	1-3-0	0-2-0	1-1-0	8-9	116-109	3-of-11	20-of-20	77-53
2008-09	1-2-1	1-1-0	0-1-1	10-12	112-104	0-of-8	13-of-16	35-21
2009-10	2-2-0	2-0-0	0-2-0	9-9	117-104	0-of-11	12-of-13	38-34
2010-11	3-1-0	1-1-0	2-0-0	13-12	117-123	0-of-8	14-of-17	82-55
2011-12	2-2-0	1-1-0	1-1-0	10-10	132-114	3-of-20	9-of-12	56-72
2012-13	1-2-0	0-1-0	1-1-0	4-8	65-91	1-of-10	6-of-9	57-46
2013-14	2-0-0	1-0-0	1-0-0	5-1	70-53	1-of-3	5-of-5	12-10
TOTAL	24-20-1-3	15-7-1-0	9-13-0-3	113-116	1333-1342	29-of-183	189-of-220	742-649

	OVERALL	AT CBJ	AT MIN
Current Streak:	3-0-0 since 4/13/13	1-0-0 since 12/6/13	2-0-0 since 4/13/13
Last Win:	3/15/14, 2-1 SO at MIN	2/7/12, 3-1	3/15/14, 2-1 SO
Last Regulation Loss:	4/7/13, 0-3 at CBJ	4/7/13, 0-3	1/29/13, 2-3
Most Lopsided Win:	5, 3/15/03 (5-0 at CBJ)	5, 3/15/03 (5-0)	4, 11/23/07 (4-0)
Most Lopsided Loss:	5, 2x	3, 3x (4/7/13 most recent, 0-3)	5, 2x (10/14/06 most recent, 0-5)
Last Tie:	2/12/02, 3-3 at CBJ	2/12/02, 3-3	None
Last OT Game:	3/15/14, 2-1 SOW at MIN	12/27/10, 4-3 SOW	3/15/14, 2-1 SOW
OT Record (W-L-T):	7-3-1	3-0-1	4-3-0
Most Goals Scored:	5, 3x	5, 2x (11/25/06 most recent, 5-3 W)	5, 3/19/11 (5-4 OTW)
Most Goals Allowed:	6, 4/11/09 (3-6 L at CBJ)	6, 4/11/09 (3-6 L)	5, 3x (10/14/06, most recent, 0-5 L)
Most Goals, Both Teams:	9, 2x	9, 4/11/09 (3-6 L)	9, 3/19/11 (5-4 OTW)
Longest Win Streak:	4, 3/20/02 - 4/2/03	8, 3/15/03 - 1/27/07	2, 3x, 4/13/13 - current most recent
Longest Pts. Streak:	4, 3/20/02 - 4/2/03 (4-0-0-0)	9, 2/12/02 - 1/27/07 (8-0-1-0)	2, 3x, 4/13/13 - current most recent (2-0-0-0)
Longest Pointless Streak:	3, 12/8/07 - 10/25/08	2, 12/8/07 - 2/2/08	4, 4/6/03 - 10/29/05
Longest Winless Streak:	5, 1/17/01 - 3/10/02 (0-3-1-1)	2, 2x, 12/8/07 - 2/2/08 most recent (0-2-0-0)	4, 2x, 10/25/08 - 1/23/10 most recent (0-3-0-1)

ALL-TIME RESULTS

2000-01	(1-1-0-1)	2001-02	(1-2-1-0)	2002-03	(3-1-0-0)	2003-04	(2-2-0-0)	2005-06	(3-1-0)	2006-07	(2-1-1)
1/15	at CBJ 3, MIN 0	1/18	MIN 3, at CBJ 1	1/8	CBJ 2, at MIN 1	12/20	at MIN 5, CBJ 2	10/28	at CBJ 2, MIN 1 SO	10/14	at MIN 5, CBJ 0
1/17	at MIN 3, CBJ 2 OT	2/12	at CBJ 3, MIN 3 OT	3/15	at CBJ 5, MIN 0	1/31	at CBJ 2, MIN 1 OT	10/29	at MIN 3, CBJ 1	11/25	at CBJ 5, MIN 3
4/6	at MIN 3, CBJ 2	3/10	at MIN 5, CBJ 0	4/2	at CBJ 3, MIN 0	3/14	at MIN 3, CBJ 2	11/30	CBJ 3, at MIN 2 SO	12/29	at MIN 4, CBJ 3 OT
		3/20	CBJ 3, at MIN 1	4/6	at MIN 4, CBJ 3	3/24	at CBJ 2, MIN 0	1/27	at CBJ 4, MIN 3	1/27	at CBJ 3, MIN 2
2007-08	(1-3-0)	2008-09	(1-2-1)	2009-10	(2-2-0)	2010-11	(3-1-0)	2011-12	(2-2-0)	2012-13	(1-2-0)
10/6	at MIN 3, CBJ 2	10/25	at MIN 2, CBJ 1	10/3	at CBJ 2, MIN 1	10/16	CBJ 3, at MIN 2	10/8	at MIN 4, CBJ 2	1/29	at MIN 3, CBJ 2
11/23	CBJ 4, at MIN 0	11/15	at MIN 3, CBJ 2 SO	12/15	at MIN 2, CBJ 1	11/6	MIN 3, at CBJ 2	11/15	MIN 4, at CBJ 2	4/7	MIN 3, at CBJ 0
12/8	MIN 2, at CBJ 1	1/10	at CBJ 4, MIN 2	1/23	at MIN 4, CBJ 2	12/27	at CBJ 4, MIN 3 SO	2/7	at CBJ 3, MIN 1	4/13	CBJ 3, at MIN 2 SO
2/2	MIN 4, at CBJ 1	4/11	MIN 6, at CBJ 3	3/19	at CBJ 4, MIN 2	3/19	CBJ 5, at MIN 4 OT	2/11	CBJ 3, at MIN 1		
2013-14	(2-0-0)										
12/6	at CBJ 4, MIN 0										
3/15	CBJ 2 at MIN 1 (SO)										

SHUTOUTS

CBJ	6	1/15/01, Tugnut 31 saves (3-0 at CBJ); 3/15/03, Denis 24 saves (5-0 at CBJ); 4/2/03, Denis 27 saves (3-0 at CBJ); 3/24/04, Denis 20 saves (2-0 at CBJ); 11/23/07, Leclaire 32 saves (4-0 at MIN); 12/6/13, McElhinney 20 saves (4-0 at CBJ)
MIN	3	3/10/02, Roloson 14 saves (0-5 at MIN); 10/14/06, Fernandez 24 saves (0-5 at MIN); 4/7/13, Backstrom 24 saves (3-0 at CBJ)

HAT TRICKS

CBJ	1	1/10/09, Filatov against Harding (3) (4-2 W at CBJ)
MIN	1	3/10/02, Gaborik against Tugnut (3) (0-5 L at MIN)

PENALTY SHOTS

CBJ	0	None
MIN	1	1/29/13, Bouchard unsuccessful against Mason (2-3 at MIN)



MONTREAL CANADIENS

Bell Centre / 1909 Avenue des Canadiens-de-Montreal / Montreal, QC H4B 5G0
canadiens.nhl.com / p: 514.932.2582 / f: 514.932.8285

DIRECTORY



MICHEL THERRIEN



CAREY PRICE

First Season: 1909-10
Home Ice: Bell Centre
Capacity: 21,273 (opened in 1996)
Playoff Appearances: 81 (most recent, 2013-14)
Stanley Cup Titles: 24 (most recent, 1993)
Executive Vice President and
General Manager, Hockey: Marc Bergevin
Head Coach: Michel Therrien
Assistant Coaches: Dan Lacroix,
Clement Jodoin, Jean-Jacques Daigneault
Public Relations Contact:
Donald Beauchamp, 514.989.2803
Public Relations Fax: 514.932.5258
Press Box Phone: 514.989.2872

2013-14 SEASON

Record: 46-28-8, 100 pts.
Home: 23-13-5, 51 pts.
Away: 23-15-3, 49 pts.
Playoffs: Lost 4-2 (NYR) in Eastern
Conference Finals

LEADERS

Points: Max Pacioretty, 60
Goals: Max Pacioretty, 39
Assists: P.K. Subban, 43
+/-: Andrei Markov, 12
PIM: Brandon Prust, 121
Def. Points: P.K. Subban, 53
Goaltending: Carey Price,
34-20-5, 2.32 GAA, .927 SV%, 6 SO

2013-14 RESULTS (1-1-1)

DATE	RESULT	ATTN	W/L GOALTENDERS	GW GOAL
Oct. 17, 2013	at MTL 5, CBJ 3	21,273	Carey Price / Sergei Bobrovsky	Tomas Plekanic
Nov. 15, 2013	MTL 3 at CBJ 2 (SO)	11,562	Peter Budaj / Curtis McElhinney	David Desharnais
March 20, 2014	CBJ 3 at MTL 2	21,273	Sergei Bobrovsky / Carey Price	Ryan Johansen

GOALS BY PERIOD	1ST	2ND	3RD	OT	TOTAL
Columbus	3	3	2	0	8
Montreal	4	2	3	0	9

SHOTS BY PERIOD	1ST	2ND	3RD	OT	TOTAL
Columbus	37	29	28	4	98
Montreal	40	33	30	0	103

POWER PLAY	GOALS	ATTEMPTS	PCT
Columbus	2	17	11.8
Montreal	3	11	27.3

PENALTY KILLING	KILLS	ATTEMPTS	PCT
Columbus	8	11	72.7
Montreal	15	17	88.2

COLUMBUS	GP	G	A	TP	+/-	PM	PP	SH	S	PCT
JOHANSEN	3	2	1	3	0	11	0	0	13	15.4
JENNER	2	2	0	2	-1	2	2	0	8	25.0
ANISIMOV	3	1	1	2	0	0	0	0	7	14.3
LETESTU	3	0	2	2	1	0	0	0	6	0.0
SAVARD	3	0	2	2	2	0	0	0	3	0.0
DUBINSKY	3	1	0	1	-2	2	0	0	7	14.3
MACKENZIE	3	1	0	1	0	0	0	1	6	16.7
UMBERGER	2	1	0	1	2	2	0	0	7	14.3
COMEAU	3	0	1	1	1	2	0	0	5	0.0
JOHNSON	3	0	1	1	-2	2	0	0	2	0.0

MONTREAL	GP	G	A	TP	+/-	PM	PP	SH	S	PCT
PLEKANEC	3	2	1	3	1	4	0	1	11	18.2
MARKOV	3	1	2	3	2	0	0	1	5	20.0
SUBBAN	3	0	3	3	0	10	0	0	8	0.0
GALCHENYUK	3	1	1	2	-1	2	0	0	11	9.1
ELLER	3	1	0	1	-1	2	1	0	14	7.1
BOURNIVAL	2	1	0	1	0	0	0	0	5	20.0
BOURQUE	2	1	0	1	-1	0	1	0	6	16.7
GALLAGHER	2	1	0	1	-1	0	1	0	4	25.0
VANEK	1	1	0	1	-1	2	0	0	3	33.3
BRIERE	3	0	1	1	-2	0	0	0	5	0.0

GOALTENDING

COLUMBUS	GP	MIN	GA	AVG	SO	W	L	OTL	SA	SV%
BOBROVSKY	2	119	6	3.03	0	1	1	0	62	.903
MCELHINNEY	1	65	2	1.85	0	0	0	1	40	.950

MONTREAL	GP	MIN	GA	AVG	SO	W	L	OTL	SA	SV%
BUDAJ	1	65	2	1.85	0	1	0	0	25	.920
PRICE	2	119	6	3.03	0	1	1	0	73	.918

COLUMBUS VS. MONTREAL ALL-TIME

SEASON	W-L-T/O	HOME	AWAY	GF-GA	SF-SA	PP	PK	PIM
2000-01	1-0-0-0	0-0-0-0	1-0-0-0	2-0	16-27	0-of-4	6-of-6	17-15
2001-02	0-2-0-0	0-1-0-0	0-1-0-0	2-7	49-42	0-of-10	4-of-5	10-20
2002-03	1-0-0-0	0-0-0-0	1-0-0-0	2-1	26-39	2-of-4	5-of-5	16-14
2003-04	0-0-1-0	0-0-0-0	0-0-1-0	1-1	36-31	1-of-3	5-of-5	15-11
2005-06	DID NOT PLAY							
2006-07	0-1-0	0-1-0	0-0-0	2-3	33-28	0-of-4	5-of-7	14-8
2007-08	1-0-0	0-0-0	1-0-0	3-0	22-31	0-of-3	6-of-6	21-15
2008-09	1-0-0	1-0-0	0-0-0	3-3	28-37	0-of-8	5-of-7	14-16
2009-10	0-1-0	0-0-0	0-1-0	3-5	36-29	2-of-4	3-of-3	6-8
2010-11	1-0-0	1-0-0	0-0-0	3-0	24-29	1-of-3	3-of-3	6-6
2011-12	1-0-0	0-0-0	1-0-0	2-2	28-20	0-of-4	3-of-3	6-8
2012-13	DID NOT PLAY							
2013-14	1-1-1	0-0-1	1-1-0	8-9	98-103	2-of-17	8-of-11	34-46
TOTAL	7-5-1-1	2-2-0-1	5-3-1-0	31-31	396-416	8-of-64	53-of-61	159-167

	OVERALL	AT CBJ	AT MTL
Current Streak:	1-0-1 since 11/15/13	2-0-1 since 11/7/08	1-0-0 since 3/20/14
Last Win:	3/20/14, 3-2 at MTL	11/2/10, 3-0	3/20/14, 3-2
Last Regulation Loss:	10/17/13, 3-5 at MTL	2/18/07, 2-3	10/17/13, 3-5
Most Lopsided Win:	3, 2x	3, 11/2/10 (3-0)	3, 2/23/08 (3-0)
Most Lopsided Loss:	3, 4/6/02 (1-4 at MTL)	2, 10/12/01 (1-3)	3, 4/6/02 (1-4)
Last Tie:	11/11/03, 1-1 at MTL	None	11/11/03, 1-1
Last OT Game:	11/15/13, 2-3 SOL at CBJ	1/15/13, 2-3 SOL	12/6/11, 3-2 SOW
OT Record (W-L-T):	3-1-1	1-1-0	2-0-1
Most Goals Scored:	4, 11/7/08 (4-3 SOW at CBJ)	4, 11/7/08 (4-3 SOW)	3, 4x (3/20/14 most recent, 3-2 W)
Most Goals Allowed:	5, 2x, 10/17/13 at MTL - most recent 3, 11/7/08 most recent, 4-3 SOW)	3, 11/7/08 (4-3 SOW)	5, 2x, 10/17/13 - most recent
Most Goals, Both Teams:	8, 2x, 10/17/13 at MTL - most recent 7, 11/7/08 (4-3 SOW)	7, 11/7/08 (4-3 SOW)	8, 2x (10/17/14 most recent 3-5 L)
Longest Win Streak:	2, 2x, 11/2/10 - 12/16/11	2, 11/7/08 - 11/2/10	1, 4x, 12/6/11 most recent
Longest Pts. Streak:	2, 4x, 11/15/13 - current (1-0-0-1)	3, 11/7/08 - current (2-0-0-1)	3, 2/13/03 - 2/23/08 (2-0-10)
Longest Losing Streak:	2, 10/12/01 - 4/6/02	2, 10/12/01 - 2/18/07	1, 3x, 10/17/13 most recent
Longest Winless Streak:	2, 3x, 10/17/13 - 3/20/14 (0-1-0-1)	2, 10/12/01 - 2/18/07 (0-2-0-0)	1, 4x, 10/17/13 most recent (0-1-0)

ALL-TIME RESULTS

2000-01	(1-0-0-0)	2001-02	(0-2-0-0)	2002-03	(1-0-0-0)	2003-04	(0-0-1-0)	2005-06	(0-0-0)	2006-07	(0-1-0)
12/18	CBJ 2, at MTL 0	10/12	MTL 3, at CBJ 1	2/13	CBJ 2, at MTL 1 OT	11/11	CBJ 1, at MTL 1 OT	DID NOT PLAY		2/18	MTL 3, at CBJ 2
		4/6	at MTL 4, CBJ 1								
2007-08	(1-0-0)	2008-09	(1-0-0)	2009-10	(0-1-0)	2010-11	(1-0-0)	2011-12	(1-0-0)	2012-13	(0-0-0)
2/23	CBJ 3, at MTL 0	11/7	at CBJ 4, MTL 3 SO	11/24	at MTL 5, CBJ 3	11/2	at CBJ 3, MTL 0	12/6	CBJ 3, at MTL 2 SO	DID NOT PLAY	
2013-14	(1-1-1)										
10/17	at MTL 5, CBJ 3										
11/15	MTL 3, at CBJ 2 SO										
3/20	CBJ 3, at MTL 2										

SHUTOUTS

CBJ	3	12/18/00, Tugnutt 27 saves (2-0 at MTL); 2/23/08, Leclaire 31 saves (3-0 at MTL); 11/2/10, Garon 29 saves (3-0 at CBJ)
MTL	0	None

HAT TRICKS

CBJ	0	None
MTL	0	None

PENALTY SHOTS

CBJ	0	None
MTL	0	None



NASHVILLE PREDATORS

Bridgestone Arena / 501 Broadway / Nashville, TN 37203
predators.nhl.com / p: 615.770.2300 / f: 615.770.2309



PETER LAVIOLETTE



SHEA WEBER

DIRECTORY

First Season: 1998-99
Home Ice: Bridgestone Arena
Capacity: 17,113 (opened in 1996)
Playoff Appearances: 7 (most recent, 2011-12)
Stanley Cup Titles: None
President of Hockey Operations
and General Manager: David Poile
Head Coach: Peter Laviolette
Assistant Coaches:
Phil Housley, Kevin McCarthy
Public Relations Contact:
Kevin Wilson, 615.770.2335
Public Relations Fax: 615.770.2295
Press Box Phone: 615.770.2165

2013-14 SEASON

Record: 38-32-12, 88 pts.
Home: 19-17-5, 43 pts.
Away: 19-15-7, 45 pts.
Playoffs: Did not qualify

LEADERS
Points: Shea Weber, 56
Goals: Craig Smith, 24
Assists: Shea Weber, 33
+/-: Craig Smith, 16
PIM: Rich Clune, 166
Def. Points: Shea Weber, 56
Goaltending: Carter Hutton,
20-11-4, 2.62 GAA, .910 SV%, 1 SO

2013-14 RESULTS (1-1-0)

DATE	RESULT	ATTN	W/L GOALTENDERS	GW GOAL
Nov. 27, 2013	NSH 4 at CBJ 0	11,893	Marek Mazanec / Sergei Bobrovsky	Matt Cullen
March 8, 2014	CBJ 1 at NSH 0	17,113	Sergei Bobrovsky / Pekka Rinne	Artem Anisimov

GOALS BY PERIOD	1ST	2ND	3RD	OT	TOTAL	SHOTS BY PERIOD	1ST	2ND	3RD	OT	TOTAL
Columbus	0	0	1	0	1	Columbus	9	23	23	0	55
Nashville	1	2	1	0	4	Nashville	28	15	14	0	57

POWER PLAY	GOALS	ATTEMPTS	PCT	PENALTY KILLING	KILLS	ATTEMPTS	PCT
Columbus	0	7	0.0	Columbus	3	4	75.0
Nashville	1	4	25.0	Nashville	7	7	100.0

COLUMBUS	GP	G	A	TP	+/-	PM	PP	SH	S	PCT
ANISIMOV	2	1	0	1	-1	0	0	0	4	25.0
WISNIEWSKI	2	0	1	1	0	0	0	0	1	0.0
TROPP	1	0	1	1	1	5	0	0	0	0.0
CALVERT	2	0	0	0	-1	0	0	0	7	0.0
COMEAU	2	0	0	0	-1	2	0	0	1	0.0
FOLIGNO	2	0	0	0	-1	0	0	0	4	0.0
JENNER	2	0	0	0	-1	0	0	0	3	0.0
JOHANSEN	2	0	0	0	0	0	0	0	8	0.0
JOHNSON	2	0	0	0	-1	2	0	0	4	0.0
LETESTU	2	0	0	0	-1	0	0	0	4	0.0

NASHVILLE	GP	G	A	TP	+/-	PM	PP	SH	S	PCT
CULLEN	2	1	1	2	2	0	0	0	3	33.3
SPALING	2	1	1	2	2	0	0	0	1	100.0
BOURQUE	2	0	2	2	0	0	0	0	3	0.0
ELLIS	2	0	2	2	3	0	0	0	2	0.0
FISHER	2	1	0	1	0	2	1	0	5	20.0
LEGWAND	1	1	0	1	1	0	0	0	5	20.0
JOSI	2	0	1	1	0	0	0	0	4	0.0
STALBERG	2	0	1	1	1	4	0	0	4	0.0
CLUNE	2	0	0	0	0	2	0	0	1	0.0
GAUSTAD	2	0	0	0	0	0	0	0	0	0.0

GOALTENDING

COLUMBUS	GP	MIN	GA	AVG	SO	W	L	OTL	SA	SV%
BOBROVSKY	2	120	4	2.01	1	1	1	0	57	.930

NASHVILLE	GP	MIN	GA	AVG	SO	W	L	OTL	SA	SV%
MAZANEC	1	60	0	0.00	1	1	0	0	19	1.000
RINNE	1	58	1	1.03	0	0	1	0	36	.972

COLUMBUS VS. NASHVILLE ALL-TIME

SEASON	W-L-T/O	HOME	AWAY	GF-GA	SF-SA	PP	PK	PIM
2000-01	3-2-0-0	1-1-0-0	2-1-0-0	15-10	136-149	2-of-20	21-of-26	71-63
2001-02	2-2-0-1	2-0-0-1	0-2-0-0	9-10	126-133	2-of-24	21-of-22	103-90
2002-03	1-3-1-0	1-1-0-0	0-2-1-0	6-15	102-168	2-of-17	17-of-23	72-62
2003-04	2-4-0-0	1-2-0-0	1-2-0-0	17-21	181-192	6-of-27	29-of-33	159-141
2005-06	3-5-0	2-2-0	1-3-0	23-34	242-267	7-of-45	52-of-68	148-108
2006-07	0-7-1	0-3-1	0-4-0	12-27	245-203	3-of-38	33-of-40	116-124
2007-08	1-6-1	1-3-0	0-3-1	11-24	280-231	4-of-30	33-of-39	142-120
2008-09	3-2-1	3-0-0	0-2-1	17-19	179-164	3-of-20	22-of-23	72-68
2009-10	1-1-4	1-1-1	0-0-3	13-16	173-210	5-of-21	22-of-24	46-40
2010-11	2-3-1	2-0-1	0-3-0	13-14	183-155	4-of-23	17-of-19	56-62
2011-12	1-4-1	0-2-1	1-2-0	15-23	182-175	6-of-22	8-of-17	63-70
2012-13	4-1-0	2-0-0	2-1-0	14-12	167-152	5-of-12	3-of-6	33-60
2013-14	1-1-0	0-1-0	1-0-0	1-4	55-57	0-of-7	3-of-4	13-19
TOTAL	24-41-1-10	16-16-5-0	8-25-1-5	166-229	2251-2256	49-of-306	281-344	1094-1027

	OVERALL	AT CBJ	AT NSH
Current Streak:	1-0-0 since 3/8/14	0-1-0 since 11/27/13	2-0-0 since 4/4/13
Last Win:	3/8/14, 1-0 at NSH	4/27/13, 3-1	3/8/14, 1-0
Last Regulation Loss:	11/27/13, 0-4 at CBJ	11/27/13, 0-4	3/23/13, 2-5
Most Lopsided Win:	4, 2x	4, 2/22/11 (4-0)	4, 11/16/00 (5-1)
Most Lopsided Loss:	5, 2x	4, 2x, 11/27/13 (0-4) - most recent	5, 2x (1/21/06 most recent, 2-7)
Last Tie:	11/16/02, 1-1 at NSH	None	11/16/02, 1-1 at NSH
Last OT Game:	1/19/13, 3-2 SOW at NSH	12/8/11, 3-4 OTL	1/19/13, 3-2 SOW
OT Record (W-L-T):	6-10-1	3-5-0	3-5-1
Most Goals Scored:	5, 4x	5, 10/17/08 (5-3 W)	5, 3x (12/22/11 most recent, 5-6 L)
Most Goals Allowed:	7, 2x	6, 1/29/04 (4-6 L)	7, 2x (1/21/06 most recent, 2-7 L)
Most Goals, Both Teams:	11, 12/22/11 (5-6 L at NSH)	10, 1/29/04 (4-6 L)	11, 12/22/11 (5-6 L)
Longest Win Streak:	3, 2/16/04 - 10/26/05	3, 10/17/08 - 3/31/09	2, 4/4/13 - current
Longest Pts. Streak:	5, 12/3/09 - 12/1/10 (2-0-0-3)	5, 12/3/09 - 2/22/11 (3-0-0-2)	4, 4/4/09 - 3/20/10 (0-0-0-4)
Longest Pointless Streak:	6, 2x, 11/15/06 - 1/18/07 most recent	3, 11/15/06 - 1/13/07	5, 12/27/07 - 3/05/09
Longest Winless Streak:	12, 11/15/06 - 12/27/07 (0-10-0-2)	6, 11/15/06 - 12/23/07 (0-5-0-1)	17, 11/18/06 - 4/8/11 (0-12-0-5)

ALL-TIME RESULTS

2000-01	(3-2-0-0)	2001-02	(2-2-0-1)	2002-03	(1-3-1-0)	2003-04	(2-4-0-0)	2005-06	(3-5-0)	2006-07	(0-7-1)
11/16	CBJ 5, at NSH 1	11/17	at NSH 3, CBJ 2	11/16	CBJ 1, at NSH 1 OT	10/18	at NSH 3, CBJ 2	10/26	at CBJ 3, NSH 2 OT	11/15	NSH 5, at CBJ 4
2/8	at NSH 3, CBJ 1	1/6	at CBJ 4, NSH 3	1/6	NSH 5, at CBJ 1	11/26	at NSH 4, CBJ 2	11/23	NSH 4, at CBJ 2	11/18	at NSH 4, CBJ 2
2/10	at CBJ 3, NSH 2	1/19	at NSH 2, CBJ 1	1/30	at CBJ 2, NSH 1	12/4	NSH 4, at CBJ 2	12/17	at NSH 7, CBJ 3	11/20	NSH 3, at CBJ 1
3/1	CBJ 5, at NSH 2	2/9	NSH 1, at CBJ 0 OT	2/8	at NSH 3, CBJ 2	1/29	NSH 6, at CBJ 4	12/23	NSH 5, at CBJ 4	1/12	at NSH 2, CBJ 0
3/19	NSH 2, at CBJ 1	4/4	at CBJ 2, NSH 1	2/25	at NSH 5, CBJ 0	2/16	at CBJ 4, NSH 2	1/21	at NSH 7, CBJ 2	1/13	NSH 4, at CBJ 1
						3/27	CBJ 3, at NSH 2 OT	1/28	at CBJ 4, NSH 3	1/18	at NSH 4, CBJ 0
								2/11	at NSH 5, CBJ 2	2/25	NSH 4, at CBJ 3 SO
								4/3	CBJ 3, at NSH 1	3/10	at NSH 2, CBJ 1
2007-08	(1-6-1)	2008-09	(3-2-1)	2009-10	(1-1-4)	2010-11	(2-3-1)	2011-12	(1-4-1)	2012-13	(4-1-0)
11/10	at NSH 4, CBJ 3 SO	10/17	at CBJ 5, NSH 3	11/21	at NSH 4, CBJ 3 SO	11/22	at CBJ 2, NSH 0	10/7	NSH 3, at CBJ 2	1/19	CBJ 3, at NSH 2 SO
11/12	NSH 4, at CBJ 1	10/18	at NSH 6, CBJ 3	12/10	at NSH 4, CBJ 3 SO	12/1	NSH 4, at CBJ 3 SO	11/19	CBJ 4, at NSH 3 OT	3/19	at CBJ 4, NSH 3
12/23	NSH 3, at CBJ 1	12/11	at CBJ 2, NSH 1 SO	12/14	NSH 5, at CBJ 3	1/2	at NSH 4, CBJ 1	12/8	NSH 4, at CBJ 3 OT	3/23	at NSH 5, CBJ 2
12/27	at NSH 4, CBJ 3	3/05	at NSH 4, CBJ 2	12/31	NSH 2, at CBJ 1 OT	2/22	at CBJ 4, NSH 0	12/22	at NSH 6, CBJ 5	4/4	CBJ 3, at NSH 1
1/12	at CBJ 2, NSH 1 SO	3/31	at CBJ 2, NSH 1	1/26	at CBJ 3, NSH 2	2/27	at NSH 3, CBJ 2	1/19	NSH 3, at CBJ 0	4/27	at CBJ 3, NSH 1
1/31	at NSH 4, CBJ 2	4/4	at NSH 5, CBJ 4 SO	3/20	at NSH 1, CBJ 0 OT	4/8	at NSH 4, CBJ 1	1/23	at NSH 4, CBJ 1		
3/25	at NSH 3, CBJ 0										
3/28	NSH 2, at CBJ 0										
2013-14	(1-1-0)										
11/27	NSH 4, at CBJ 0										
3/8	CBJ 1, at NSH 0										

SHUTOUTS

CBJ	3	11/22/10, Mason 27 saves (2-0 at CBJ); 2/22/11, Mason 20 saves (4-0 at CBJ); 3/8/14, Bobrovsky 28 saves (1-0 at NSH)
NSH	9	2/9/02, Vokoun 25 saves (0-1 OT at CBJ); 2/25/03, Vokoun 19 saves (0-5 at NSH); 1/12/07, Vokoun 22 saves (0-2 at NSH); 1/18/07, Mason 33 saves (0-4 at NSH); 3/25/08, Ellis 36 saves (0-3 at NSH); 3/28/08, Ellis 43 saves (0-2 at CBJ); 3/20/10, Rinne 33 saves (0-1 OT at NSH); 1/19/12, Rinne 38 saves (0-3 at CBJ); 11/27/13, Mazanec 19 saves (0-4 at CBJ)

HAT TRICKS

CBJ	2	2/10/01, Sanderson against Dunham (3) (3-2 W at CBJ); 12/22/11, Carter against Rinne (3) (5-6 L at NSH)
NSH	1	12/14/09, Sullivan against Mason (3) (3-5 L at CBJ)

PENALTY SHOTS

CBJ	3	3/19/01, Vyborny goal against Vokoun (1-2 L at CBJ); 12/17/05, Vyborny goal against Vokoun (3-7 L at NSH); 1/21/06, Letowski unsuccessful against Vokoun (2-7 L at NSH)
NSH	1	12/23/05, Sullivan unsuccessful against Denis (4-5 L at CBJ)



NEW JERSEY DEVILS

Prudential Center / 25 Lafayette St. / Newark, NJ 07102
devils.nhl.com / p: 973.757.6100 / f: 973.757.6399



PETER DEBOER



ADAM HENRIQUE

DIRECTORY

First Season: 1974-75
(Relocated from Denver in 1982)
Home Ice: Prudential Center
Capacity: 17,625 (opened in 2007)
Playoff Appearances: 22 (most recent, 2011-12)
Stanley Cup Titles: 3 (most recent, 2003)
President, CEO & General Manager: Lou Lamoriello
Head Coach: Peter DeBoer
Assistant Coaches:
Scott Stevens, Dave Barr, Mike Foligno
Public Relations Contact:
Pete Albietsz, 973.757.6118
Public Relations Fax: 973.757.6399
Press Box Phone: 973.757.6595 & 973.757.2913

2013-14 SEASON

Record: 35-29-18, 88 pts.
Home: 21-11-9, 51 pts.
Away: 14-18-9, 37 pts.
Playoffs: Did not qualify

LEADERS
Points: Jaromir Jagr, 67
Goals: Adam Henrique, 25
Assists: Jaromir Jagr, 43
+/-: Jaromir Jagr, 16
PIM: Marek Zidlicky, 60
Def. Points: Marek Zidlicky, 42
Goaltending: Cory Schneider,
16-15-12, 1.97 GAA, .921 SV%, 3 SO

2013-14 RESULTS (3-1-0)

DATE	RESULT	ATTN	W/L GOALTENDERS	GW GOAL
Oct. 22, 2013	at CBJ 4, NJD 1	14,357	Sergei Bobrovsky / Cory Schneider	Cam Atkinson
Dec. 10, 2013	at CBJ 5, NJD 4	11,905	Curtis McElhinney / Martin Brodeur	Nick Foligno
Dec. 27, 2013	CBJ 2 at NJD 1 (SO)	16,592	Curtis McElhinney / Martin Brodeur	Cam Atkinson
Feb. 27, 2014	at NJD 5, CBJ 2	15,185	Cory Schneider / Sergei Bobrovsky	Adam Henrique

GOALS BY PERIOD	1ST	2ND	3RD	OT	TOTAL
Columbus	3	5	4	0	12
New Jersey	5	3	3	0	11

SHOTS BY PERIOD	1ST	2ND	3RD	OT	TOTAL
Columbus	28	39	26	3	96
New Jersey	33	35	43	0	111

POWER PLAY	GOALS	ATTEMPTS	PCT
Columbus	1	12	8.3
New Jersey	3	12	25.0

PENALTY KILLING	KILLS	ATTEMPTS	PCT
Columbus	9	12	75.0
New Jersey	11	12	91.7

COLUMBUS	GP	G	A	TP	+/-	PM	PP	SH	S	PCT
DUBINSKY	4	2	5	7	6	2	1	0	17	11.8
ATKINSON	4	3	3	6	5	0	0	0	12	25.0
ANISIMOV	4	2	1	3	3	0	0	0	6	33.3
WISNIEWSKI	3	1	2	3	0	4	0	0	6	16.7
GABORIK	2	2	0	2	0	2	0	0	3	66.7
FOLIGNO	4	1	1	2	2	2	0	0	3	33.3
JOHNSON	4	0	2	2	4	0	0	0	5	0.0
UMBERGER	4	0	2	2	1	0	0	0	4	0.0
CALVERT	2	1	0	1	1	4	0	0	4	25.0
JOHANSEN	4	0	1	1	-1	4	0	0	2	0.0

NEW JERSEY	GP	G	A	TP	+/-	PM	PP	SH	S	PCT
ELIAS	3	1	5	6	3	0	0	0	6	16.7
HENRIQUE	4	3	1	4	2	0	1	1	9	33.3
JAGR	4	1	2	3	-3	4	1	0	12	8.3
RYDER	4	2	0	2	-1	0	1	0	9	22.2
BRUNNER	3	2	0	2	0	2	0	0	4	50.0
GREENE	4	0	2	2	0	0	0	0	9	0.0
ZAJAC	4	1	0	1	-2	6	0	0	9	11.1
CLOWE	2	1	0	1	1	0	0	0	5	20.0
BERNIER	4	0	1	1	-3	0	0	0	4	0.0
LOKTIONOV	4	0	1	1	-3	2	0	0	1	0.0

GOALTENDING

COLUMBUS	GP	MIN	GA	AVG	SO	W	L	OTL	SA	SV%
MCELHINNEY	2	125	5	2.40	0	2	0	0	51	.902
BOBROVSKY	2	117	5	.915	0	1	1	0	59	.915

NEW JERSEY	GP	MIN	GA	AVG	SO	W	L	OTL	SA	SV%
SCHNEIDER	2	118	5	2.54	0	1	1	0	42	.881
BRODEUR	2	123	6	2.92	0	0	1	1	53	.887

COLUMBUS VS. NEW JERSEY ALL-TIME

SEASON	W-L-T/O	HOME	AWAY	GF-GA	SF-SA	PP	PK	PIM
2000-01	0-1-1-0	0-1-0-0	0-0-1-0	5-8	39-75	0-of-8	5-of-9	25-33
2001-02	1-0-0-0	1-0-0-0	0-0-0-0	3-1	23-30	0-of-0	1-of-1	9-7
2002-03	1-1-0-0	1-0-0-0	0-1-0-0	6-5	49-65	3-of-11	12-of-12	34-32
2003-04	0-1-0-0	0-1-0-0	0-0-0-0	3-4	31-39	1-of-5	2-of-3	11-15
2005-06	1-0-0	1-0-0	0-0-0	3-2	39-30	1-of-5	7-of-7	21-17
2006-07	0-1-0	0-0-0	0-1-0	0-1	22-21	0-of-4	5-of-5	27-15
2007-08	DID NOT PLAY							
2008-09	0-1-0	0-1-0	0-0-0	1-2	27-28	0-of-3	0-of-1	2-of-6
2009-10	0-1-0	0-0-0	0-1-0	3-6	22-30	0-of-3	3-of-6	19-23
2010-11	0-1-0	0-1-0	0-0-0	0-3	13-31	0-of-1	4-of-4	8-0
2011-12	0-0-1	0-0-0	0-0-1	1-1	36-24	0-of-6	3-of-3	6-12
2012-13	DID NOT PLAY							
2013-14	3-1-0	2-0-0	1-1-0	12-11	96-111	1-of-12	9-of-12	32-30
TOTAL	6-8-1-1	5-4-0-0	0-4-1-1	37-44	397-484	6-of-58	51-of-63	194-190

	OVERALL	AT CBJ	AT NJD
Current Streak:	0-1-0 since 2/27/14	2-0-0 since 10/22/13	0-1-0 since 2/27/14
Last Win:	12/27/13, 2-1 SO at NJD	12/10/13, 5-4	12/27/13, 2-1 SO
Last Regulation Loss:	2/27/14, 2-5 at NJD	3/20/11, 0-3	2/27/14, 2-5
Most Lopsided Win:	3, 10/22/13 at CBJ (4-1)	3, 10/22/13 (4-1)	1, 12/27/13 (2-1, SO)
Most Lopsided Loss:	3, 4x, 2/27/14 most recent (2-5 at NJD)	3, 2x (3/20/11 most recent, 0-3)	3, 2x, 2/27/14 most recent (2-5)
Last Tie:	12/27/00, 2-2 at NJD	None	12/27/00, 2-2
Last OT Game:	12/27/13, 2-1 SOW at NJD	12/11/05, 3-2 OTW	12/27/13, 2-1 SOW at NJD
OT Record (W-L-T):	2-1-1	1-0-0	1-1-1
Most Goals Scored:	5, 12/10/13, 5-4 W at CBJ	5, 12/10/13, 5-4 W	3, 3/23/10 (3-6 L)
Most Goals Allowed:	6, 2x	6, 12/31/00 (3-6 L)	6, 3/23/10 (3-6 L)
Most Goals, Both Teams:	9, 3x	9, 2x (12/10/13 most recent, 5-4 W)	9, 3/23/10 (3-6 L)
Longest Win Streak:	3, 10/22/13 - 12/27/13	2, 2x, 10/22/13 - current - most recent	1, 12/27/13
Longest Pts. Streak:	4, 11/23/11 - 12/27/13 (3-0-0-1)	2, 2x, 10/22/13 - current - most recent	1, 3x, 12/27/13 - most recent
Longest Pointless Streak:	4, 10/28/06 - 3/20/11	2, 1/16/09 - 3/20/11	3, 10/12/02 - 3/23/10
Longest Winless Streak:	5, 10/28/06 - 11/23/11 (0-4-0-1)	2, 1/16/09 - 3/20/11 (0-2-0-0)	5, 12/27/00 - 11/23/11 (0-3-1-1)

ALL-TIME RESULTS

2000-01	(0-1-1-0)	2001-02	(1-0-0-0)	2002-03	(1-1-0-0)	2003-04	(0-1-0-0)	2005-06	(1-0-0)	2006-07	(0-1-0)
12/27	CBJ 2, at NJD 2 OT	12/10	at CBJ 3, NJD 1	10/12	at NJD 3, CBJ 2	1/27	NJD 4, at CBJ 3	12/11	at CBJ 3, NJD 2 OT	10/28	at NJD 1, CBJ 0
12/31	NJD 6, at CBJ 3			12/12	at CBJ 4, NJD 2						
2007-08	(0-0-0)	2008-09	(0-1-0)	2009-10	(0-1-0)	2010-11	(0-1-0)	2011-12	(0-0-1)	2012-13	(0-0-0)
DID NOT PLAY		1/16	NJD 2, at CBJ 1	3/23	at NJD 6, CBJ 3	3/20	NJD 3, at CBJ 0	11/23	at NJD 2, CBJ 1 SO	DID NOT PLAY	
2013-14	(3-1-0)										
10/22	at CBJ 4, NJD 1										
12/10	at CBJ 5, NJD 4										
12/27	CBJ 2, at NJD 1 SO										
2/27	at NJD 5, CBJ 2										

SHUTOUTS

CBJ	0	None
NJ	2	10/28/06, Brodeur 22 saves (0-1 at NJ); 3/20/11, Brodeur 13 saves (0-3 at CBJ)

HAT TRICKS

CBJ	0	None
NJ	0	None

PENALTY SHOTS

CBJ	0	None
NJ	0	None



NEW YORK ISLANDERS

Nassau Coliseum / 1255 Hempstead Tpke. / Uniondale, NY 11553
islanders.nhl.com / p: 516.501.6700 / f: 516.501.6762



JACK CAPUANO



JOHN TAVARES

DIRECTORY

First Season: 1972-73
Home Ice: Nassau Coliseum
Capacity: 16,170 (opened in 1972)
Playoff Appearances: 22 (most recent, 2012-13)
Stanley Cup Titles: 4 (most recent, 1983)
Owner and Governor: Charles B. Wang
President & General Manager: Garth Snow
Head Coach: Jack Capuano
Asst. Coach & Asst. GM: Doug Weight
Assistant Coaches: Bob Corkum, Matt Bertani
Public Relations Contact:
Kimber Auerbach, 516.501.6841
Press Box Phone: 516.501.6792
Public Relations Fax: 516.501.6850

2013-14 SEASON

Record: 34-37-11, 79 pts.
Home: 13-19-9, 35 pts.
Away: 21-18-2, 44 pts.
Playoffs: Did not qualify

LEADERS

Points: Kyle Okposo, 69
Goals: Kyle Okposo, 27
Assists: John Tavares & Kyle Okposo, 42
+/-: Thomas Hickey, 5
PIM: Matt Carkner, 149
Def. Points: Thomas Hickey, 22
Goaltending: Evgeni Nabokov,
15-14-8, 2.74 GAA, .905 SV%, 4 SO

2013-14 RESULTS (3-1-0)

DATE	RESULT	ATTN	W/L GOALTENDERS	GW GOAL
Oct. 5, 2013	CBJ 3 at NYI 2 (SO)	16,170	Sergei Bobrovsky / Evgeni Nabokov	Cam Atkinson
Nov. 9, 2013	at CBJ 5, NYI 2	13,949	Sergei Bobrovsky / Evgeni Nabokov	R.J. Umberger
March 23, 2014	at NYI 2, CBJ 0	15,008	Evgeni Nabokov / Sergei Bobrovsky	Cal Clutterbuck
April 6, 2014	at CBJ 4, NYI 0	15,667	Sergei Bobrovsky / Anders Nilsson	Boone Jenner

GOALS BY PERIOD	1ST	2ND	3RD	OT	TOTAL
Columbus	3	3	5	0	11
NY Islanders	2	4	0	0	6

SHOTS BY PERIOD	1ST	2ND	3RD	OT	TOTAL
Columbus	27	47	53	5	132
NY Islanders	36	42	37	4	119

POWER PLAY	GOALS	ATTEMPTS	PCT
Columbus	6	18	33.3
NY Islanders	2	9	22.2

PENALTY KILLING	KILLS	ATTEMPTS	PCT
Columbus	7	9	77.8
NY Islanders	12	18	66.7

COLUMBUS	GP	G	A	TP	+/-	PM	PP	SH	S	PCT
DUBINSKY	4	1	5	6	0	0	1	0	7	14.3
LETESU	4	2	2	4	1	0	1	0	7	28.6
ATKINSON	4	1	3	4	3	0	0	0	17	5.9
JOHANSEN	4	1	3	4	1	0	0	0	9	11.1
WISNIEWSKI	4	1	2	3	3	2	0	0	9	11.1
UMBERGER	4	1	1	2	0	2	1	0	9	11.1
JENNER	3	1	1	2	1	0	1	0	7	14.3
JOHNSON	4	1	0	1	-2	2	1	0	8	12.5
MURRAY	3	1	0	1	2	0	1	0	3	33.3
FOLIGNO	2	1	0	1	0	2	0	0	6	16.7

NY ISLANDERS	GP	G	A	TP	+/-	PM	PP	SH	S	PCT
NIELSEN	4	1	2	3	1	0	0	0	11	9.1
TAVARES	2	0	3	3	0	0	0	0	7	0.0
VISNOVSKY	1	1	1	2	1	2	1	0	1	100.0
HAMONIC	4	1	0	1	2	4	1	0	10	10.0
HICKEY	4	1	0	1	1	2	0	0	4	25.0
CLUTTERBUCK	2	1	0	1	0	2	0	0	4	25.0
MOULSON	1	1	0	1	1	0	0	0	3	33.3
DONOVAN	4	0	1	1	-2	6	0	0	7	0.0
MACDONALD	2	0	1	1	-1	0	0	0	2	0.0
SUNDSTROM	2	0	1	1	1	2	0	0	4	0.0

GOALTENDING

COLUMBUS	GP	MIN	GA	AVG	SO	W	L	OTL	SA	SV%
BOBROVSKY	4	242	6	1.49	1	3	1	0	119	.950

NY ISLANDERS	GP	MIN	GA	AVG	SO	W	L	OTL	SA	SV%
NABOKOV	3	184	6	1.96	1	1	1	1	98	.939
NILSSON	1	60	4	4.00	0	0	1	0	33	.879

COLUMBUS VS. NY ISLANDERS ALL-TIME

SEASON	W-L-T/O	HOME	AWAY	GF-GA	SF-SA	PP	PK	PIM
2000-01	1-0-1-0	0-0-1-0	1-0-0-0	10-8	60-52	3-of-15	5-of-8	24-37
2001-02	1-0-0-0	1-0-0-0	0-0-0-0	4-2	17-41	1-of-3	4-of-4	17-15
2002-03	2-0-0-0	1-0-0-0	1-0-0-0	8-3	54-61	3-of-8	6-of-8	35-35
2003-04	1-0-0-0	1-0-0-0	0-0-0-0	2-1	29-25	0-of-5	6-of-6	17-13
2005-06	1-0-0	1-0-0	0-0-0	3-3	27-40	3-of-7	8-of-10	27-21
2006-07	0-1-0	0-0-0	0-1-0	0-4	26-23	0-of-9	4-of-5	19-27
2007-08	DID NOT PLAY							
2008-09	1-0-1	1-0-0	0-0-1	6-5	69-54	2-of-9	5-of-5	12-20
2009-10	0-0-2	0-0-1	0-0-1	4-5	79-53	1-of-7	0-of-4	8-14
2010-11	1-0-0	0-0-0	1-0-0	4-3	38-24	1-of-4	2-of-2	13-27
2011-12	1-0-0	1-0-0	0-0-0	7-3	37-38	2-of-3	2-of-2	19-21
2012-13	DID NOT PLAY							
2013-14	3-1-0	2-0-0	1-1-0	12-6	132-119	6-of-18	7-of-9	48-76
TOTAL	12-2-1-3	8-0-1-1	4-2-0-2	60-43	568-530	22-of-88	49-of-63	239-306

	OVERALL	AT CBJ	AT NYI
Current Streak:	1-0-0 since 4/6/14	3-0-0 since 4/7/12	0-1-0 since 3/23/14
Last Win:	4/6/14, 4-0 at CBJ	4/6/14, 4-0	10/5/13, 3-2 SO
Last Regulation Loss:	3/23/14, 0-2 at NYI	None	3/23/14, 0-2
Most Lopsided Win:	4, 2x, 4/6/14 (4-0) at CBJ - most recent	4, 2x, 4/6/14 (4-0) - most recent	2, 2x (11/29/02 most recent, 4-2)
Most Lopsided Loss:	4, 12/23/06 (0-4 at NYI)	1, 3/27/10 (3-4 OT)	4, 12/23/06 (0-4)
Last Tie:	3/17/01, 3-3 at CBJ	3/17/01, 3-3	None
Last OT Game:	10/5/13, 3-2 SOW at NYI	3/27/10, 3-4 OTL	10/5/13, 3-2 SOW
OT Record (W-L-T):	3-3-1	1-1-1	2-2-0
Most Goals Scored:	7, 2x	7, 4/7/12 (7-3 W)	7, 12/23/00 (7-5 W)
Most Goals Allowed:	5, 12/23/00 (7-5 W at NYI)	4, 3/27/10 (3-4 OTL)	5, 12/23/00 (7-5 W)
Most Goals, Both Teams:	12, 12/23/00 (7-5 W at NYI)	10, 4/7/12 (7-3 W)	12, 12/23/00 (7-5 W)
Longest Win Streak:	5, 3/8/02 - 12/8/05	5, 3/8/02 - 12/13/08	2, 2x, 11/24/10 - 10/5/13
Longest Pts. Streak:	8, 11/3/08 - 11/9/13 (5-0-0-3)	10, 3/17/01 - current (8-0-1-1)	4, 11/3/08 - 10/5/13 (2-0-0-2)
Longest Pointless Streak:	1, 2x, 3/23/14 - most recent	None	1, 2x, 3/23/14 - most recent
Longest Winless Streak:	2, 2x, 12/29/09 - 3/27/10 (0-0-0-2)	1, 2x, 3/27/10 most recent (0-0-0-1)	3, 12/23/06 - 12/29/09 (0-1-0-2)

ALL-TIME RESULTS

2000-01	(1-0-1-0)	2001-02	(1-0-0-0)	2002-03	(2-0-0-0)	2003-04	(1-0-0-0)	2005-06	(1-0-0)	2006-07	(0-1-0)
12/23 CBJ 7, at NYI 5	3/8 at CBJ 4, NYI 2	11/29 CBJ 4, at NYI 2	11/22 at CBJ 2, NYI 1	12/8 at CBJ 4, NYI 3 SO	12/23 at NYI 4, CBJ 0						
3/17 at CBJ 3, NYI 3 OT		1/25 at CBJ 4, NYI 1									
2007-08	(0-0-0)	2008-09	(1-0-1)	2009-10	(0-0-2)	2010-11	(1-0-0)	2011-12	(1-0-0)	2012-13	(0-0-0)
DID NOT PLAY	11/3 at NYI 4, CBJ 3 OT	12/29 at NYI 2, CBJ 1 SO	11/24 CBJ 4, at NYI 3 OT	4/7 at CBJ 7, NYI 3	DID NOT PLAY						
	12/13 at CBJ 3, NYI 1	3/27 NYI 4, at CBJ 3 OT									
2013-14	(3-1-0)										
10/5 CBJ 3, at NYI 2 SO											
11/9 at CBJ 5, NYI 2											
3/23 at NYI 2, CBJ 0											
4/6 at CBJ 4, NYI 0											

SHUTOUTS

CBJ	1	4/6/14, Bobrovsky 31 saves (4-0 at CBJ)
NYI	2	12/23/06, DiPietro 26 saves (0-4 at NYI); 3/23/14, Nabokov 41 saves (0-2 at NYI)

HAT TRICKS

CBJ	0	None
NYI	0	None

PENALTY SHOTS

CBJ	0	None
NYI	0	None



NEW YORK RANGERS

Madison Square Garden / 2 Pennsylvania Plz. / New York, NY 10121
rangers.nhl.com / p: 212.465.6486 / f: 212.465.6494



ALAIN VIGNEAULT



HENRIK LUNDQVIST

DIRECTORY

First Season: 1926-27
Home Ice: Madison Square Garden
Capacity: 18,006 (opened in 1968)
Playoff Appearances: 56 (most recent, 2013-14)
Stanley Cup Titles: 4 (most recent, 1994)
President and General Manager: Glen Sather
Head Coach: Alain Vigneault
Associate Coach: Scott Arniel
Assistant Coaches:
Ulf Samuelsson, Darryl Williams, Benoit Allaire
Public Relations Contact:
John Rosasco, 212.465.6486
Public Relations Fax: 212.465.6494
Press Box Phone: 212.465.6761

2013-14 SEASON

Record: 45-31-6, 96 pts.
Home: 20-17-4, 44 pts.
Away: 25-14-2, 52 pts.
Playoffs: Lost 4-1 (LAK) in Stanley Cup Finals

LEADERS

Points: Mats Zuccarello, 59
Goals: Rick Nash, 26
Assists: Derek Stepan & Mats Zuccarello, 40
+/-: Chris Kreider, 14
PIM: Derek Dorsett, 128
Def. Points: Ryan McDonagh, 43
Goaltending: Henrik Lundqvist,
33-24-5, 2.36 GAA, .920 SV%, 5 SO

2013-14 RESULTS (2-2-0)

DATE	RESULT	ATTN	W/L GOALTENDERS	GW GOAL
Nov. 7, 2013	NYR 4 at CBJ 2	11,746	Cam Talbot / Sergei Bobrovsky	Carl Hagelin
Dec. 12, 2013	CBJ 4 at NYR 2	18,006	Curtis McElhinney / Henrik Lundqvist	David Savard
Jan. 6, 2014	CBJ 4 at NYR 3 (SO)	18,006	Sergei Bobrovsky / Henrik Lundqvist	Mark Letestu
March 21, 2014	NYR 3 at CBJ 1	18,513	Henrik Lundqvist / Sergei Bobrovsky	Derick Brassard

GOALS BY PERIOD	1ST	2ND	3RD	OT	TOTAL	SHOTS BY PERIOD	1ST	2ND	3RD	OT	TOTAL
Columbus	5	3	2	0	10	Columbus	45	32	43	6	126
NY Rangers	3	2	7	0	12	NY Rangers	56	59	27	1	143

POWER PLAY	GOALS	ATTEMPTS	PCT	PENALTY KILLING	KILLS	ATTEMPTS	PCT
Columbus	0	10	0.0	Columbus	13	16	81.2
NY Rangers	3	16	18.8	NY Rangers	10	10	100.0

COLUMBUS	GP	G	A	TP	+/-	PM	PP	SH	S	PCT	NY RANGERS	GP	G	A	TP	+/-	PM	PP	SH	S	PCT
DUBINSKY	4	1	2	3	2	6	0	0	12	8.3	ZUCCARELLO	4	0	4	4	-1	2	0	0	9	0.0
TYUTIN	4	1	2	3	-2	8	0	0	7	14.3	HAGELIN	4	3	0	3	0	0	0	0	9	33.3
WISNIEWSKI	3	1	2	3	1	2	0	0	10	10.0	MCDONAGH	4	1	2	3	-5	2	0	0	10	10.0
ATKINSON	4	1	1	2	-1	0	0	0	10	10.0	CALLAHAN	2	1	2	3	3	0	1	0	3	33.3
FOLIGNO	4	1	1	2	2	4	0	0	8	12.5	RICHARDS	4	0	3	3	-2	0	0	0	25	0.0
ANISIMOV	4	1	0	1	-1	2	0	0	9	11.1	NASH	3	2	0	2	-1	9	2	0	12	16.7
JOHANSEN	4	1	0	1	0	2	0	0	10	10.0	GIRARDI	4	1	1	2	-2	0	0	0	5	20.0
SAVARD	4	1	0	1	0	2	0	0	6	16.7	STEPAN	4	1	1	2	2	2	0	0	14	7.1
MURRAY	3	1	0	1	1	0	0	0	7	14.3	MOORE	3	1	1	2	1	0	0	0	3	33.3
CALVERT	2	1	0	1	0	7	0	0	2	50.0	STRALMAN	4	0	2	2	0	2	0	0	6	0.0

GOALTENDING

COLUMBUS	GP	MIN	GA	AVG	SO	W	L	OTL	SA	SV%	NY RANGERS	GP	MIN	GA	AVG	SO	W	L	OTL	SA	SV%
MCELHINNEY	1	20	1	3.00	0	1	0	0	16	.938	TALBOT	2	108	3	1.67	0	1	0	0	48	.938
BOBROVSKY	3	184	8	2.61	0	1	2	0	107	.925	LUNDQVIST	3	136	7	3.10	0	1	1	1	78	.910
MCKENNA	1	40	1	1.50	0	0	0	0	18	.944											

COLUMBUS VS. NY RANGERS ALL-TIME

SEASON	W-L-T/O	HOME	AWAY	GF-GA	SF-SA	PP	PK	PIM
2000-01	0-1-0-0	0-1-0-0	0-0-0-0	3-4	40-24	2-of-4	5-of-5	24-14
2001-02	1-0-1-0	1-0-0-0	0-0-1-0	4-2	66-61	2-of-12	5-of-6	24-36
2002-03	1-1-0-0	1-0-0-0	0-1-0-0	9-8	56-69	1-of-8	10-of-10	86-96
2003-04	1-0-0-0	1-0-0-0	0-0-0-0	5-0	36-25	3-of-11	3-of-3	15-29
2005-06	1-0-0	1-0-0	0-0-0	4-3	32-36	1-of-3	1-of-1	7-11
2006-07	1-0-0	0-0-0	1-0-0	3-2	25-42	0-of-2	4-of-5	15-9
2007-08	DID NOT PLAY							
2008-09	0-1-0	0-1-0	0-0-0	1-3	26-32	0-of-6	7-of-8	18-14
2009-10	0-1-0	0-0-0	0-1-0	4-7	30-33	0-of-1	3-of-4	18-12
2010-11	1-0-0	1-0-0	0-0-0	3-1	23-33	1-of-2	4-of-5	10-4
2011-12	0-0-1	0-0-0	0-0-1	2-3	23-35	1-of-4	2-of-2	4-8
2012-13	DID NOT PLAY							
2013-14	2-2-0	0-2-0	2-0-0	10-12	126-143	0-of-10	13-of-16	56-53
TOTAL	8-6-1-1	5-4-0-0	3-2-1-1	48-45	483-533	11-of-63	57-of-65	277-286

	OVERALL	AT CBJ	AT NYR
Current Streak:	0-1-0 since 3/21/14	0-2-0 since 3/21/14	2-0-0 since 12/12/13
Last Win:	1/6/14, 4-3 (SO) at NYR	12/11/10, 3-1	1/6/14, 4-3 (SO)
Last Regulation Loss:	3/21/14, 1-3 at CBJ	3/21/14, 1-3	11/23/09, 4-7
Most Lopsided Win:	5, 10/11/03 (5-0 at CBJ)	5, 10/11/03 (5-0)	2, 12/12/13, 4-2
Most Lopsided Loss:	3, 11/23/09 (4-7 at NYR)	2, 3x, 3/21/14 (1-3) - most recent	3, 11/23/09 (4-7)
Last Tie:	1/14/02, 2-2 at NYR	None	1/14/02, 2-2
Last OT Game:	1/6/14, 4-3 SOW at NYR	None	1/6/14, 4-3 SOW
OT Record (W-L-T):	1-1-1	0-0-0	1-1-1
Most Goals Scored:	6, 11/9/02 (6-3 W at CBJ)	6, 11/9/02 (6-3 W)	4, 2x (12/12/13 most recent, 4-2W)
Most Goals Allowed:	7, 11/23/09 (4-7 L at NYR)	4, 2x (11/7/13 most recent, 2-4 L)	7, 11/23/09 (4-7 L)
Most Goals, Both Teams:	11, 11/23/09 (4-7 L at NYR)	9, 11/9/02 (6-3 W)	11, 11/23/09 (4-7 L)
Longest Win Streak:	3, 10/11/03 - 2/24/07	4, 1/16/02 - 1/16/06	2, current
Longest Pts. Streak:	3, 2x, 10/11/03 - 2/24/07 (3-0-0-0)	4, 1/16/02 - 1/16/06 (4-0-0-0)	2, current (2-0-0)
Longest Pointless Streak:	2, 10/24/08 - 11/23/09	2, 3/21/14 - current	1, 2x, 11/23/09 most recent
Longest Winless Streak:	2, 3x, 2/19/12 - 11/7/13 (0-1-0-1)	2, 3/21/14 - current (0-2-0-0)	2, 2x, 11/23/09 - 2/19/12, most recent (0-1-0-1)

ALL-TIME RESULTS

2000-01 2/12	(0-1-0-0) NYR 4, at CBJ 3	2001-02 1/14	(1-0-1-0) CBJ 2, at NYR 2 OT 1/16 at CBJ 2, NYR 0	2002-03 11/9	(1-1-0-0) at CBJ 6, NYR 3 12/3 at NYR 5, CBJ 3	2003-04 10/11	(1-0-0-0) at CBJ 5, NYR 0	2005-06 1/16	(1-0-0) at CBJ 4, NYR 3	2006-07 2/24	(1-0-0) CBJ 3, at NYR 2
2007-08 DID NOT PLAY	(0-0-0)	2008-09 10/24	(0-1-0) NYR 3, at CBJ 1	2009-10 11/23	(0-1-0) at NYR 7, CBJ 4	2010-11 12/11	(1-0-0) at CBJ 3, NYR 1	2011-12 2/19	(0-0-1) at NYR 3, CBJ 2 OT	2012-13 DID NOT PLAY	(0-0-0)
2013-14 11/7	(2-2-0) NYR 4, at CBJ 2 12/12 CBJ 4, at NYR 2 1/6 CBJ 4, at NYR 3 SO 3/21 NYR 3, at CBJ 1										

SHUTOUTS

CBJ	2	1/16/02, Denis 31 saves (2-0 at CBJ); 10/11/03, Denis 25 saves (5-0 at CBJ)
NYR	0	None

HAT TRICKS

CBJ	0	None
NYR	1	12/3/02, Bure against Denis (3) (3-5 L at NYR)

PENALTY SHOTS

CBJ	0	None
NYR	1	1/14/02, Malhotra unsuccessful against Denis (2-2 T at NYR)



OTTAWA SENATORS

Canadian Tire Centre / 1000 Palladium Dr. / Ottawa, ON K2V 1A5
senators.nhl.com / p: 613.599.0250 / f: 613.599.5562



PAUL MACLEAN



ERIK KARLSSON

DIRECTORY

First Season: 1992-93
Home Ice: Canadian Tire Centre
Capacity: 19,153 (opened in 1996)
Playoff Appearances: 14 (most recent, 2012-13)
Stanley Cup Titles: None
Owner and Chairman: Eugene Melnyk
Executive VP & General Manager: Bryan Murray
Head Coach: Paul MacLean
Assistant Coaches:
Dave Cameron, Mark Reeds, Jason Smith
Public Relations Contact:
Brian Morris, 613.599.0289
Public Relations Fax: 613.599.5562
Press Box Phone: 613.591.5436

2013-14 SEASON

Record: 37-31-14, 88 pts.
Home: 18-17-6, 42 pts.
Away: 19-14-8, 46 pts.
Playoffs: Did not qualify

LEADERS
Points: Erik Karlsson, 74
Goals: Kyle Turris, 26
Assists: Erik Karlsson, 54
+/-: Kyle Turris, 22
PIM: Chris Neil, 211
Def. Points: Erik Karlsson, 74
Goaltending: Craig Anderson, 25-16-8, 3.00 GAA, .911 SV%, 4 SO

2013-14 RESULTS (1-2-0)

DATE	RESULT	ATTN	W/L GOALTENDERS	GW GOAL
Nov. 5, 2013	OTT 4 at CBJ 1	13,122	Robin Lehner / Curtis McElhinney	Clarke MacArthur
Nov. 17, 2013	CBJ 4 at OTT 1	15,355	Sergei Bobrovsky / Craig Anderson	R.J. Umberger
Jan. 28, 2014	OTT 3 at CBJ 2	13,373	Craig Anderson / Curtis McElhinney	Jason Spezza

GOALS BY PERIOD	1ST	2ND	3RD	OT	TOTAL	SHOTS BY PERIOD	1ST	2ND	3RD	OT	TOTAL
Columbus	1	3	3	0	7	Columbus	35	34	22	0	91
Ottawa	3	1	4	0	8	Ottawa	25	30	27	0	82

POWER PLAY	GOALS	ATTEMPTS	PCT	PENALTY KILLING	KILLS	ATTEMPTS	PCT
Columbus	6	14	42.9	Columbus	11	14	78.6
Ottawa	3	14	21.4	Ottawa	8	14	57.1

COLUMBUS	GP	G	A	TP	+/-	PM	PP	SH	S	PCT	OTTAWA	GP	G	A	TP	+/-	PM	PP	SH	S	PCT
TYUTIN	3	1	2	3	-1	0	1	0	4	25.0	KARLSSON	3	3	1	4	2	2	1	0	14	21.4
WISNIEWSKI	3	1	2	3	-3	17	1	0	9	11.1	SPEZZA	3	1	3	4	3	2	1	0	10	10.0
UMBERGER	3	2	0	2	-1	4	2	0	8	25.0	MICHALEK	3	0	3	3	1	0	0	0	4	0.0
ATKINSON	3	1	1	2	-2	0	1	0	7	14.3	DA COSTA	1	2	0	2	1	0	1	0	3	66.7
JOHANSEN	3	1	1	2	-2	2	1	0	12	8.3	MACARTHUR	3	1	0	1	1	0	0	0	2	50.0
MACKENZIE	3	1	0	1	1	5	0	0	5	20.0	NEIL	3	1	0	1	1	14	0	0	2	50.0
COMEAU	3	0	1	1	0	0	0	0	2	0.0	CONACHER	3	0	1	1	1	0	0	0	3	0.0
DUBINSKY	3	0	1	1	-2	6	0	0	2	0.0	GREENING	3	0	1	1	2	0	0	0	2	0.0
JOHNSON	3	0	1	1	-1	4	0	0	7	0.0	GRYBA	3	0	1	1	1	4	0	0	1	0.0
LETESTU	3	0	1	1	0	0	0	0	6	0.0	METHOT	3	0	1	1	-1	4	0	0	6	0.0

GOALTENDING

COLUMBUS	GP	MIN	GA	AVG	SO	W	L	OTL	SA	SV%	OTTAWA	GP	MIN	GA	AVG	SO	W	L	OTL	SA	SV%
BOBROVSKY	1	60	1	1.00	0	1	0	0	30	.967	ANDERSON	2	120	6	3.00	0	1	1	0	58	.897
MCELHINNEY	2	117	6	3.07	0	0	2	0	51	.882	LEHNER	1	60	1	.970	0	1	0	0	33	.970

COLUMBUS VS. OTTAWA ALL-TIME

SEASON	W-L-T/O	HOME	AWAY	GF-GA	SF-SA	PP	PK	PIM
2000-01	0-0-2-0	0-0-1-0	0-0-1-0	5-5	52-53	2-of-11	8-of-11	35-27
2001-02	0-1-0-0	0-1-0-0	0-0-0-0	4-6	28-30	1-of-5	3-of-4	24-36
2002-03	0-1-0-0	0-0-0-0	0-1-0-0	2-5	39-30	0-of-2	3-of-3	8-6
2003-04	0-1-0-0	0-0-0-0	0-1-0-0	2-5	17-35	1-of-9	7-of-12	34-30
2005-06	DID NOT PLAY							
2006-07	1-0-0	1-0-0	0-0-0	6-2	31-33	5-of-11	6-of-7	21-38
2007-08	1-0-0	0-0-0	1-0-0	2-2	24-29	0-of-1	3-of-4	25-9
2008-09	1-0-0	1-0-0	0-0-0	1-0	26-17	0-of-6	5-of-5	15-39
2009-10	0-1-0	0-0-0	0-1-0	1-2	33-36	1-of-6	3-of-4	8-12
2010-11	1-0-0	1-0-0	0-0-0	4-3	23-38	0-of-4	3-of-3	13-15
2011-12	0-1-0	0-0-0	0-1-0	3-4	21-27	1-of-4	0-of-2	4-18
2012-13	DID NOT PLAY							
2013-14	1-2-0	0-2-0	1-0-0	7-8	91-82	6-of-14	11-of-14	69-70
TOTAL	5-7-2	3-3-1	2-4-1	37-42	385-410	17-of-73	52-of-69	256-300

OVERALL

Current Streak:	0-1-0 since 1/28/14
Last Win:	11/17/13, 4-1 at OTT
Last Regulation Loss:	1/28/14, 2-3 at CBJ
Most Lopsided Win:	4, 12/10/06 (6-2 at CBJ)
Most Lopsided Loss:	3, 3x
Last Tie:	12/21/00, 3-3 at CBJ
Last OT Game:	12/31/10, 4-3 OTW at CBJ
OT Record (W-L-T):	2-0-2
Most Goals Scored:	6, 12/10/06 (6-2 W at CBJ)
Most Goals Allowed:	6, 2/6/02 (4-6 L at CBJ)
Most Goals, Both Teams:	10, 2/6/02 (4-6 L at CBJ)
Longest Win Streak:	3, 12/10/06 - 1/30/09
Longest Pts. Streak:	3, 12/10/06 - 1/30/09 (3-0-0-0)
Longest Pointless Streak:	3, 2/6/02 - 11/13/03
Longest Winless Streak:	5, 11/4/00 - 11/13/03 (0-3-2-0)

AT CBJ

Current Streak:	0-2-0 since 1/28/14
Last Win:	12/31/10, 4-3 OT
Last Regulation Loss:	1/28/14, 2-3
Most Lopsided Win:	4, 12/10/06 (6-2)
Most Lopsided Loss:	3, 11/5/13 (1-4)
Last Tie:	12/21/00, 3-3
Last OT Game:	12/31/10, 4-3 OTW
OT Record (W-L-T):	1-0-1
Most Goals Scored:	6, 12/10/06 (6-2 W)
Most Goals Allowed:	6, 2/6/02 (4-6 L)
Most Goals, Both Teams:	10, 2/6/02 (4-6 L)
Longest Win Streak:	3, 12/10/06 - 2/31/10
Longest Pts. Streak:	3, 12/10/06 - 2/31/10 (3-0-0-0)
Longest Pointless Streak:	2, 1/28/14 - current
Longest Winless Streak:	2, 2x - 1/28/14 - current (0-2-0-0)

AT OTT

Current Streak:	1-0-0 since 11/17/13
Last Win:	11/17/13, 4-1
Last Regulation Loss:	10/22/11, 3-4
Most Lopsided Win:	3, 11/17/13 (4-1)
Most Lopsided Loss:	3, 2x (11/13/03 most recent, 2-5)
Last Tie:	11/4/00, 2-2
Last OT Game:	2/21/08, 3-2 SOW
OT Record (W-L-T):	1-0-1
Most Goals Scored:	4, 11/17/13 (4-1 W)
Most Goals Allowed:	5, 2x (11/13/03 most recent, 2-5 L)
Most Goals, Both Teams:	7, 3x (10/22/11 most recent, 3-4 L)
Longest Win Streak:	1, 2x, 11/17/13, most recent
Longest Pts. Streak:	1, 3x, current
Longest Pointless Streak:	2, 2x, 11/26/09 - 10/22/11, most recent
Longest Winless Streak:	3, 11/4/00 - 11/13/03 (0-2-1)

ALL-TIME RESULTS

2000-01	(0-0-2-0)	2001-02	(0-1-0-0)	2002-03	(0-1-0-0)	2003-04	(0-1-0-0)	2005-06	(0-0-0)	2006-07	(1-0-0)
11/4	CBJ 2, at OTT 2 OT	2/6	OTT 6, at CBJ 4	11/23	at OTT 5, CBJ 2	11/13	at OTT 5, CBJ 2	DID NOT PLAY		12/10	at CBJ 6, OTT 2
12/21	at CBJ 3, OTT 3 OT										
2007-08	(1-0-0)	2008-09	(1-0-0)	2009-10	(0-1-0)	2010-11	(1-0-0)	2011-12	(0-1-0)	2012-13	(0-0-0)
2/21	CBJ 3, at OTT 2 SO	1/30	at CBJ 1, OTT 0	11/26	at OTT 2, CBJ 1	12/31	at CBJ 4, OTT 3 OT	10/22	at OTT 4, CBJ 3	DID NOT PLAY	
2013-14	(1-2-0)										
11/5	OTT 4, at CBJ 1										
11/17	CBJ 4, at OTT 1										
1/28	OTT 3, at CBJ 2										

SHUTOUTS

CBJ	1	1/30/09, Mason 17 saves (1-0 at CBJ)
OTT	0	None

HAT TRICKS

CBJ	0	None
OTT	1	11/23/02, Hossa against Labbe (3) (3-5 L at OTT)

PENALTY SHOTS

CBJ	0	
OTT	1	12/10/06, Schaefer unsuccessful against Leclaire (6-2 W at CBJ)



PHILADELPHIA FLYERS

Wells Fargo Center / 3601 S. Broad St. / Philadelphia, PA 19148
flyers.nhl.com / p: 215.465.4500 / f: 215.218.7837



CRAIG BERUBE



CLAUDE GIROUX

DIRECTORY

First Season: 1967-68
Home Ice: Wells Fargo Center
Capacity: 19,541 (opened in 1996)
Playoff Appearances: 37 (most recent, 2013-14)
Stanley Cup Titles: 2 (most recent, 1975)
Chairman and Governor: Ed Snider
General Manager: Paul Holmgren
Head Coach: Craig Berube
Assistant Coaches: Gord Murphy,
Joe Mullen, Ian Laperriere
Public Relations Contact:
Zack Hill, 215.389.9437
Public Relations Fax: 215.218.7837
Press Box Phone: 215.336.3600 ext. 2115

2013-14 SEASON

Record: 42-30-10, 94 pts.
Home: 24-14-3, 51 pts.
Away: 18-16-7, 43 pts.
Playoffs: Lost 4-3 (NYR) in the First Round

LEADERS

Points: Claude Giroux, 86
Goals: Wayne Simmonds, 29
Assists: Claude Giroux, 58
+/-: Jakub Voracek & Scott Hartnell, 11
PIM: Zac Rinaldo, 153
Def. Points: Mark Streit, 44
Goaltending: Steve Mason,
33-18-7, 2.50 GAA, .917 SV%, 4 SO

2013-14 RESULTS (3-1-0)

DATE	RESULT	ATTN	W/L GOALTENDERS	GWG GOAL
Dec. 19, 2013	at PHI 5, CBJ 4	19,852	Steve Mason / Curtis McElhinney	Claude Giroux
Dec. 21, 2013	at CBJ 6, PHI 3	14,090	Curtis McElhinney / Ray Emery	Boone Jenner
Jan. 23, 2014	at CBJ 5, PHI 2	15,571	Sergei Bobrovsky / Ray Emery	Matt Calvert
April 3, 2014	CBJ 2 at PHI 0	19,981	Sergei Bobrovsky / Steve Mason	James Wisniewski

GOALS BY PERIOD	1ST	2ND	3RD	OT	TOTAL	SHOTS BY PERIOD	1ST	2ND	3RD	OT	TOTAL
Columbus	3	6	8	0	17	Columbus	38	51	35	0	124
Philadelphia	0	4	6	0	10	Philadelphia	40	55	45	0	140

POWER PLAY	GOALS	ATTEMPTS	PCT	PENALTY KILLING	KILLS	ATTEMPTS	PCT
Columbus	3	17	17.6	Columbus	18	19	94.7
Philadelphia	1	19	5.3	Philadelphia	14	17	82.4

COLUMBUS	GP	G	A	TP	+/-	PM	PP	SH	S	PCT
DUBINSKY	4	2	2	4	1	2	0	0	16	12.5
WISNIEWSKI	3	1	3	4	1	0	1	0	7	14.3
JOHNSON	4	1	2	3	3	4	0	0	11	9.1
ANISIMOV	4	0	3	3	3	0	0	0	8	0.0
TYUTIN	4	0	3	3	5	2	0	0	3	0.0
MURRAY	3	0	3	3	-2	0	0	0	3	0.0
NIKITIN	3	0	3	3	2	2	0	0	3	0.0
TROPP	3	0	3	3	3	0	0	0	3	0.0
JOHANSEN	4	2	0	2	-1	6	0	0	13	15.4
UMBERGER	4	2	0	2	-3	0	1	0	6	33.3

PHILADELPHIA	GP	G	A	TP	+/-	PM	PP	SH	S	PCT
GIROUX	4	2	3	5	4	2	0	0	13	15.4
VORACEK	4	1	3	4	2	0	0	0	12	8.3
STREIT	4	0	4	4	3	6	0	0	6	0.0
SIMMONDS	4	2	1	3	0	2	0	0	10	20.0
LECAVALIER	3	1	1	2	-2	0	1	0	6	16.7
COBURN	4	1	0	1	-5	6	0	0	6	16.7
COUTURIER	4	1	0	1	-2	2	0	0	10	10.0
SCHENN	4	1	0	1	-4	5	0	0	15	6.7
GUSTAFSSON	2	1	0	1	-1	0	0	0	3	33.3
HARTNELL	4	0	1	1	1	6	0	0	12	0.0

GOALTENDING

COLUMBUS	GP	MIN	GA	AVG	SO	W	L	OTL	SA	SV%
BOBROVSKY	2	120	2	1.00	1	2	0	0	65	.969
MCELHINNEY	2	119	8	.893	0	1	1	0	75	.893

PHILADELPHIA	GP	MIN	GA	AVG	SO	W	L	OTL	SA	SV%
MASON	2	117	6	3.08	0	1	1	0	56	.893
EMERY	2	117	10	5.14	0	0	2	0	67	.851

COLUMBUS VS. PHILADELPHIA ALL-TIME

SEASON	W-L-T/O	HOME	AWAY	GF-GA	SF-SA	PP	PK	PIM
2000-01	0-1-0-0	0-1-0-0	0-0-0-0	3-4	26-31	1-of-2	2-of-2	9-9
2001-02	0-0-2-0	0-0-1-0	0-0-1-0	5-5	48-72	2-of-8	10-of-11	34-26
2002-03	0-1-0-0	0-0-0-0	0-1-0-0	0-4	10-29	0-of-3	7-of-7	21-13
2003-04	0-0-1-0	0-0-1-0	0-0-0-0	1-1	20-41	0-of-2	5-of-5	8-4
2005-06	0-1-0	0-1-0	0-0-0	1-3	24-31	1-of-8	5-of-5	12-16
2006-07	0-1-0	0-0-0	0-1-0	2-3	41-22	1-of-6	4-of-5	10-12
2007-08	DID NOT PLAY							
2008-09	1-0-0	1-0-0	0-0-0	3-0	33-20	1-of-6	3-of-3	15-21
2009-10	0-1-0	0-0-0	0-1-0	3-5	28-37	2-of-3	4-of-5	15-11
2010-11	1-0-0	1-0-0	0-0-0	2-1	25-29	1-of-4	2-of-2	6-22
2011-12	0-1-0	0-0-0	0-1-0	2-9	35-33	0-of-2	4-of-5	27-23
2012-13	DID NOT PLAY							
2013-14	3-1-0	2-0-0	1-1-0	17-10	124-140	3-of-17	18-of-19	43-39
TOTAL	5-7-3-0	4-2-2-0	1-5-1-0	39-45	414-485	12-of-61	64-of-69	200-196

	OVERALL	AT CBJ	AT PHI
Current Streak:	3-0-0 since 12/21/13	4-0-0 since 12/27/08	1-0-0 since 4/3/14
Last Win:	4/3/14, 2-0 at PHI	1/23/14, 5-2	4/3/14, 2-0
Last Regulation Loss:	12/19/13, 4-5 at PHI	12/13/05, 1-3	12/19/13, 4-5
Most Lopsided Win:	3, 3x, 1/23/14, 5-2 at CBJ - most recent	3, 3x, 1/23/14 [5-2] - most recent	2, 4/3/14, 2-0
Most Lopsided Loss:	7, 11/5/11 [2-9 at PHI]	2, 12/13/05 [1-3]	7, 11/5/11 [2-9]
Last Tie:	12/10/03, 1-1 at CBJ	12/10/03, 1-1	10/6/01, 3-3
Last OT Game:	12/10/03, 1-1 T at CBJ	12/10/03, 1-1 T	10/6/01, 3-3 T
OT Record (W-L-T):	0-0-3	0-0-2	0-0-1
Most Goals Scored:	6, 12/21/13 at CBJ (6-3W)	6, 12/21/13 (6-3 W)	4, 12/19/13 (4-5 L)
Most Goals Allowed:	9, 11/5/11 [2-9 L at PHI]	4, 11/29/00 [3-4 L]	9, 11/5/11 [2-9 L]
Most Goals, Both Teams:	11, 11/5/11 [2-9 L at PHI]	9, 12/21/13 [6-3 W]	11, 11/5/11 [2-9 L]
Longest Win Streak:	3, current	4, current	1, current
Longest Pts. Streak:	3, current [3-0-0]	4, current [4-0-0]	1, 2x, current, most recent
Longest Pointless Streak:	2, 2x, 11/5/11 - 12/19/13, most recent	1, 2x, 12/13/05, most recent	5, 4/1/03 - 12/19/13
Longest Winless Streak:	7, 11/29/00 - 11/24/06 [0-4-3-0]	4, 11/29/00 - 12/13/05 [0-2-2-0]	6, 10/6/01 - 12/19/13 [0-5-1-0]

ALL-TIME RESULTS

2000-01	(0-1-0-0)	2001-02	(0-0-2-0)	2002-03	(0-1-0-0)	2003-04	(0-0-1-0)	2005-06	(0-1-0)	2006-07	(0-1-0)
11/29	PHI 4, at CBJ 3	10/6	CBJ 3, at PHI 3 OT	4/1	at PHI 4, CBJ 0	12/10	at CBJ 1, PHI 1 OT	12/13	PHI 3, at CBJ 1	11/24	at PHI 3, CBJ 2
		10/8	at CBJ 2, PHI 2 OT								
2007-08	(0-0-0)	2008-09	(1-0-0)	2009-10	(0-1-0)	2010-11	(1-0-0)	2011-12	(0-1-0)	2012-13	(0-0-0)
DID NOT PLAY		12/27	at CBJ 3, PHI 0	1/19	at PHI 5, CBJ 3	10/25	at CBJ 2, PHI 1	11/5	at PHI 9, CBJ 2	DID NOT PLAY	
2013-14	(3-1-0)										
12/19	at PHI 5, CBJ 4										
12/21	at CBJ 6, PHI 3										
1/23	at CBJ 5, PHI 2										
4/3	CBJ 2, at PHI 0										

SHUTOUTS

CBJ	2	12/27/08, Mason 20 saves [3-0 at CBJ]; 4/3/14, Bobrovsky 37 saves [2-0 at PHI]
PHI	1	4/1/03, Cechmanek 10 saves [0-4 at PHI]

HAT TRICKS

CBJ	0	None
PHI	0	None

PENALTY SHOTS

CBJ	0	None
PHI	0	None

PITTSBURGH PENGUINS

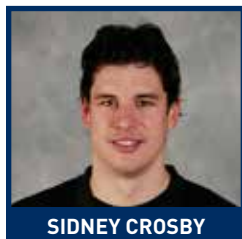


PITTSBURGH PENGUINS

CONSOL Energy Center / 1001 Fifth Ave. / Pittsburgh, PA 15219
penguins.nhl.com / p: 412.642.1300 / f: 412.255.1980



MIKE JOHNSTON



SIDNEY CROSBY

DIRECTORY

First Season: 1967-68
Home Ice: CONSOL Energy Center
Capacity: 18,387 (opened in 2010)
Playoff Appearances: 29 (most recent, 2013-14)
Stanley Cup Titles: 3 (most recent, 2009)
Co-Owner and Chairman: Mario Lemieux
Executive VP and General Manager: Jim Rutherford
Head Coach: Mike Johnston
Assistant Coaches: Rick Tocchet, Gary Agnew
Public Relations Contact:
Jennifer Bullano, 412.255.1777
Public Relations Fax: 412.255.1988
Press Box Phone: 412.255.1826

2013-14 SEASON

Record: 51-24-7, 109 pts.
Home: 28-9-4, 60 pts.
Away: 23-15-3, 49 pts.
Playoffs: Lost 4-3 (NYR) in the Eastern Conference Semifinals

LEADERS

Points: Sidney Crosby, 104
Goals: Sidney Crosby, 36
Assists: Sidney Crosby, 68
+/-: Matt Niskanen, 33
PIM: Tanner Glass, 90
Def. Points: Matt Niskanen, 46
Goaltending: Marc-Andre Fleury, 39-18-5, 2.37 GAA, .915 SV%, 5 SO

2013-14 RESULTS (0-5-0)

DATE	RESULT	ATTN	W/L GOALTENDERS	GW GOAL
Nov. 1, 2013	at PIT 4, CBJ 2	18,620	Marc-Andre Fleury / Sergei Bobrovsky	Kris Letang
Nov. 2, 2013	PIT 3 at CBJ 0	18,634	Jeff Zatkoff / Curtis McElhinney	Deryk Engelland
Dec. 9, 2013	at PIT 2, CBJ 1	18,520	Marc-Andre Fleury / Curtis McElhinney	Sidney Crosby
Dec. 29, 2013	PIT 5 at CBJ 3	18,871	Jeff Zatkoff / Curtis McElhinney	Chris Kunitz
Mar. 28, 2014	PIT 2 at CBJ 1	18,908	Marc-Andre Fleury / Curtis McElhinney	Beau Bennett

GOALS BY PERIOD	1ST	2ND	3RD	OT	TOTAL
Columbus	1	2	4	0	7
Pittsburgh	2	6	8	0	16

SHOTS BY PERIOD	1ST	2ND	3RD	OT	TOTAL
Columbus	51	48	56	0	155
Pittsburgh	46	54	45	0	145

POWER PLAY	GOALS	ATTEMPTS	PCT
Columbus	1	14	7.1
Pittsburgh	5	19	26.3

PENALTY KILLING	KILLS	ATTEMPTS	PCT
Columbus	14	19	73.7
Pittsburgh	13	14	92.9

COLUMBUS	GP	G	A	TP	+/-	PM	PP	SH	S	PCT
JOHNSON	5	0	3	3	-6	4	0	0	18	0.0
CALVERT	2	2	0	2	0	2	1	0	7	28.6
JOHANSEN	5	1	1	2	-4	0	0	0	14	7.1
MACKENZIE	5	1	1	2	2	8	0	0	4	25.0
NIKITIN	3	1	1	2	3	0	0	0	8	12.5
WISNIEWSKI	4	0	2	2	-2	8	0	0	7	0.0
DUBINSKY	5	1	0	1	-2	22	0	0	17	5.9
TROPP	2	1	0	1	3	7	0	0	3	33.3
COMEAU	5	0	1	1	1	-1	7	0	10	0.0
FOLIGNO	5	0	1	1	-3	7	0	0	8	0.0

PITTSBURGH	GP	G	A	TP	+/-	PM	PP	SH	S	PCT
CROSBY	5	2	5	7	4	0	0	0	19	10.5
KUNITZ	5	4	2	6	5	4	2	0	16	25.0
NEAL	2	3	2	5	1	4	2	0	16	25.0
ENGELLAND	5	1	3	4	2	2	0	0	10	10.0
MALKIN	3	1	3	4	1	0	0	0	5	20.0
JOKINEN	5	1	2	3	2	0	0	0	6	16.7
NISKANEN	5	0	2	2	3	5	0	0	9	0.0
VITALE	4	0	2	2	0	2	0	0	2	0.0
DUPUIS	3	0	2	2	1	0	0	0	13	0.0
MARTIN	2	0	2	2	1	0	0	0	5	0.0

GOALTENDING

COLUMBUS	GP	MIN	GA	AVG	SO	W	L	OTL	SA	SV%
MCELHINNEY	5	271	12	2.66	0	0	4	0	131	.908
BOBROVSKY	1	23	3	7.82	0	0	1	0	13	.769

PITTSBURGH	GP	MIN	GA	AVG	SO	W	L	OTL	SA	SV%
FLEURY	3	180	4	1.33	0	3	0	0	108	.963
ZATKOFF	2	120	3	1.51	1	2	0	0	47	.936

COLUMBUS VS. PITTSBURGH ALL-TIME

SEASON	W-L-T/O	HOME	AWAY	GF-GA	SF-SA	PP	PK	PIM
2000-01	0-1-0-1	0-0-0-1	0-1-0-0	4-8	71-63	1-of-12	8-of-11	49-51
2001-02	1-0-0-1	0-0-0-1	1-0-0-0	7-6	44-69	1-of-7	4-of-6	26-28
2002-03	1-0-0-0	1-0-0-0	0-0-0-0	5-2	34-32	3-of-8	5-of-6	12-16
2003-04	0-1-0-0	0-0-0-0	0-1-0-0	3-5	26-25	1-of-4	3-of-5	15-13
2005-06	1-0-0	1-0-0	0-0-0	6-1	32-29	2-of-6	8-of-8	64-84
2006-07	0-1-0	0-0-0	0-1-0	3-5	39-34	2-of-11	6-of-9	27-41
2007-08	DID NOT PLAY							
2008-09	1-1-0	1-0-0	0-1-0	4-7	62-66	1-of-11	3-of-5	20-32
2009-10	0-0-1	0-0-1	0-0-0	3-3	32-32	1-of-7	5-of-5	12-16
2010-11	1-1-0	0-1-0	1-0-0	6-8	48-68	1-of-7	2-of-6	36-39
2011-12	0-1-0	0-0-0	0-1-0	2-4	24-40	0-of-2	3-of-5	10-4
2012-13	DID NOT PLAY							
2013-14	0-5-0	0-3-0	0-2-0	7-16	155-145	1-of-14	14-of-19	79-59
TOTAL	5-11-0-3	3-4-0-3	2-7-0-0	50-65	567-603	14-of-89	61-of-85	350-383

	OVERALL	AT CBJ	AT PIT
Current Streak:	0-6-0 since 2/26/12	0-4-1 since 10/30/09	0-3-0 since 2/26/12
Last Win:	2/8/11, 4-1 at PIT	3/12/09, 4-3 SOW	2/8/11, 4-1
Last Regulation Loss:	3/28/14, 1-2 at CBJ	3/28/14, 1-2	12/9/13, 1-2
Most Lopsided Win:	5, 1/11/06 (6-1 at CBJ)	5, 1/11/06 (6-1)	3, 2/8/11 (4-1)
Most Lopsided Loss:	5, 12/4/10 (2-7 at CBJ)	5, 12/4/10 (2-7)	3, 2x (2/6/09 most recent, 1-4)
Last Tie:	None	None	None
Last OT Game:	10/30/09, 3-4 SOL at CBJ	10/30/09, 3-4 SOL	None
OT Record (W-L-T):	1-3-0	1-3-0	0-0-0
Most Goals Scored:	6, 1/11/06 (6-1 W at CBJ)	6, 1/11/06 (6-1 W)	4, 2x (2/8/11, 4-1 W)
Most Goals Allowed:	7, 12/4/10 (2-7 L at CBJ)	7, 12/4/10 (2-7 L)	5, 3x (10/21/06 most recent, 3-5 L)
Most Goals, Both Teams:	9, 12/4/10 (2-7 L at CBJ)	9, 12/4/10 (2-7 L)	8, 2x (10/21/06 most recent, 3-5 L)
Longest Win Streak:	2, 3/11/02 - 12/31/02	3, 12/31/02 - 3/12/09	1, 2x, 2/8/11 most recent
Longest Pts. Streak:	4, 2/17/01 - 12/31/02 (2-0-0-2)	6, 2/17/01 - 10/30/09 (3-0-0-3)	1, 2x, 2/8/11 most recent (1-0-0-0)
Longest Pointless Streak:	6, 2/26/12 - current	4, current	3, 2x, 2/26/12 - current
Longest Winless Streak:	6, 2/26/12 - current (0-6-0-0)	5, 10/30/09 - current (0-4-0-1)	3, 2x, 2/26/12 - current (0-4-0-0)

ALL-TIME RESULTS

2000-01	(0-1-0-1)	2001-02	(1-0-0-1)	2002-03	(1-0-0-0)	2003-04	(1-0-0-0)	2005-06	(1-0-0)	2006-07	(0-1-0)
10/21	at PIT 5, CBJ 2	2/28	PIT 4, at CBJ 3 OT	12/31	at CBJ 5, PIT 2	12/13	at PIT 5, CBJ 3	1/11	at CBJ 6, PIT 1	10/21	at PIT 5, CBJ 3
2/17	PIT 3, at CBJ 2 OT	3/11	CBJ 4, at PIT 2								
2007-08	(0-0-0)	2008-09	(1-1-0)	2009-10	(0-0-1)	2010-11	(1-1-0)	2011-12	(0-1-0)	2012-13	(0-0-0)
DID NOT PLAY		2/6	at PIT 4, CBJ 1	10/30	PIT 4, at CBJ 3 SO	12/4	PIT 7, at CBJ 2	2/26	at PIT 4, CBJ 2	DID NOT PLAY	
		3/12	at CBJ 4, PIT 3 SO			2/8	CBJ 4, at PIT 1				
2013-14	(0-5-0)										
11/1	at PIT 4, CBJ 2										
11/2	PIT 3, at CBJ 0										
12/9	at PIT 2, CBJ 1										
12/29	PIT 5, at CBJ 3										
3/28	PIT 2, at CBJ 1										

SHUTOUTS

CBJ	0	None
PIT	1	11/2/13, Zatkoff 19 saves (0-3 at CBJ)

HAT TRICKS

CBJ	0	None
PIT	1	12/29/13, Neal against McElhinney (3-5 L at CBJ)

PENALTY SHOTS

CBJ	0	None
PIT	1	10/21/06, Staal goal against Norrena (3-5 L at PIT)



ST. LOUIS BLUES

Scottrade Center / 1401 Clark Ave. at Brett Hull Way / St. Louis, MO 63103
blues.nhl.com / p: 314.622.2500 / f: 314.622.2582



KEN HITCHCOCK



DAVID BACKES

DIRECTORY

First Season: 1967-68
Home Ice: Scottrade Center
Capacity: 19,150 (opened in 1994)
Playoff Appearances: 38 (most recent, 2013-14)
Stanley Cup Titles: None
Chairman and Governor: Tom Stillman
Executive VP & General Manager: Doug Armstrong
Head Coach: Ken Hitchcock
Associate Coach: Brad Shaw
Assistant Coaches: Kirk Muller, Ray Bennett
Public Relations Contact:
Mike Caruso, 314.622.2577
Public Relations Fax: 314.622.2533
Press Box Phone: 314.589.5300

2013-14 SEASON

Record: 52-23-7, 111 pts.
Home: 28-9-4, 60 pts.
Away: 24-14-3, 51 pts.
Playoffs: Lost 4-2 (CHI) in First Round

LEADERS

Points: Alexander Steen, 62
Goals: Alexander Steen, 33
Assists: Alex Pietrangelo, 43
+/-: Jaden Schwartz, 28
PIM: Ryan Reaves, 126
Def. Points: Alex Pietrangelo, 51
Goaltending: Brian Elliott,
18-6-2, 1.96 GAA, .922 SV%, 4 SO

2013-14 RESULTS (0-1-1)

DATE	RESULT	ATTN	W/L GOALTENDERS	GW GOAL
Dec. 14, 2013	STL 4 at CBJ 3 (OT)	13,801	Jaroslav Halak / Mike McKenna	David Backes
Jan. 4, 2014	at STL 6, CBJ 2	19,611	Brian Elliott / Curtis McElhinney	Maxim Lapierre

GOALS BY PERIOD	1ST	2ND	3RD	OT	TOTAL	SHOTS BY PERIOD	1ST	2ND	3RD	OT	TOTAL
Columbus	5	0	0	0	5	Columbus	19	18	20	0	57
St. Louis	1	4	4	1	10	St. Louis	13	26	28	1	68

POWER PLAY	GOALS	ATTEMPTS	PCT	PENALTY KILLING	KILLS	ATTEMPTS	PCT
Columbus	1	8	12.5	Columbus	3	4	75.0
St. Louis	1	4	25.0	St. Louis	7	8	87.5

COLUMBUS	GP	G	A	TP	+/-	PM	PP	SH	S	PCT	ST. LOUIS	GP	G	A	TP	+/-	PM	PP	SH	S	PCT
ANISIMOV	2	2	0	2	-2	0	0	0	3	66.7	TARASENKO	2	2	2	4	3	2	1	0	6	33.3
COMEAU	2	0	2	2	2	0	0	0	2	0.0	BACKES	2	1	2	3	3	2	0	0	5	20.0
DUBINSKY	2	0	2	2	-2	0	0	0	7	0.0	PIETRANGELO	2	1	2	3	4	0	0	0	3	33.3
JOHANSEN	2	1	0	1	-3	0	1	0	7	14.3	BERGLUND	2	2	0	2	4	0	0	0	4	50.0
LETESTU	2	1	0	1	1	0	0	0	2	50.0	SOBOTKA	2	1	1	2	2	0	0	0	4	25.0
TYUTIN	2	1	0	1	-2	2	0	0	6	16.7	BOUWMEESTER	2	0	2	2	4	0	0	0	1	0.0
JOHNSON	2	0	1	1	-2	2	0	0	4	0.0	MORROW	2	0	2	2	-1	2	0	0	2	0.0
MURRAY	2	0	1	1	-4	0	0	0	1	0.0	OSHIE	2	0	2	2	0	0	0	0	1	0.0
ATKINSON	2	0	0	0	-1	0	0	0	2	0.0	SHATTENKIRK	2	0	2	2	0	0	0	0	6	0.0
FOLIGNO	2	0	0	0	-2	2	0	0	6	0.0	LAPIERRE	2	1	0	1	-1	0	0	0	5	20.0

GOALTENDING

COLUMBUS	GP	MIN	GA	AVG	SO	W	L	OTL	SA	SV%	ST. LOUIS	GP	MIN	GA	AVG	SO	W	L	OTL	SA	SV%
MCKENNA	1	60	4	3.98	0	0	0	1	31	.871	ELLIOTT	1	60	2	2.00	0	1	0	0	24	.917
MCELHINNEY	1	60	6	6.00	0	0	1	0	37	.838	HALAK	1	60	3	2.98	0	1	0	0	33	.909

COLUMBUS VS. ST. LOUIS ALL-TIME

SEASON	W-L-T/O	HOME	AWAY	GF-GA	SF-SA	PP	PK	PIM
2000-01	1-2-2-0	1-0-1-0	0-2-1-0	7-14	110-172	3-of-24	20-of-24	63-63
2001-02	1-3-1-0	1-1-1-0	0-2-0-0	12-16	108-161	3-of-24	13-of-16	54-72
2002-03	2-3-0-0	1-1-0-0	1-2-0-0	12-22	127-159	5-of-26	21-of-28	97-93
2003-04	1-3-0-2	1-1-0-1	0-2-0-1	14-19	162-190	6-of-30	18-of-25	74-84
2005-06	5-2-1	3-1-0	2-1-1	21-19	220-251	5-of-38	48-of-55	190-138
2006-07	4-1-3	1-1-2	3-0-1	29-19	211-211	9-of-37	38-of-45	127-127
2007-08	3-5-0	3-1-0	0-4-0	17-25	218-213	4-of-31	26-of-34	165-153
2008-09	1-4-1	1-2-0	0-2-1	14-23	150-153	3-of-20	27-of-35	105-80
2009-10	3-2-1	2-1-0	1-1-1	15-17	156-181	4-of-30	17-of-25	95-94
2010-11	2-2-2	1-1-1	1-1-1	22-21	167-170	4-of-26	8-of-15	128-166
2011-12	2-4-0	1-2-0	1-2-0	14-17	178-186	4-of-32	19-of-22	104-146
2012-13	1-3-0	1-1-0	0-2-0	7-10	91-99	1-of-11	13-of-16	82-74
2013-14	0-1-1	0-0-1	0-1-0	5-10	57-68	1-of-8	3-of-4	22-30
TOTAL	26-35-3-11	17-13-2-5	9-22-1-6	189-232	1955-2214	52-of-337	271-of-344	1306-1320

OVERALL

Current Streak:	0-1-1 since 12/14/13
Last Win:	4/12/13, 4-1 at CBJ
Last Regulation Loss:	1/4/14, 2-6 at STL
Most Lopsided Win:	7, 11/10/10 (8-1 at CBJ)
Most Lopsided Loss:	6, 10/17/02 (1-7 at STL)
Last Tie:	10/4/01, 3-3 at CBJ
Last OT Game:	12/14/13, 3-4 OTL at CBJ
OT Record (W-L-T):	3-11-3
Most Goals Scored:	8, 11/10/10 (8-1 W at CBJ)
Most Goals Allowed:	7, 10/17/02 (1-7 L at STL)
Most Goals, Both Teams:	10, 2x
Longest Win Streak:	4, 3/25/07 - 11/4/07
Longest Pts. Streak:	8, 1/20/06 - 1/9/07 (5-0-0-3)
Longest Pointless Streak:	5, 2/17/08 - 2/3/09
Longest Winless Streak:	6, 12/28/02 - 1/15/04 (0-4-0-2)

AT CBJ

Current Streak:	1-0-1 since 4/12/13
Last Win:	4/12/13, 4-1
Last Regulation Loss:	1/31/13, 1-4
Most Lopsided Win:	7, 11/10/10 (8-1)
Most Lopsided Loss:	5, 2x (4/3/11 most recent, 1-6)
Last Tie:	10/4/01, 3-3
Last OT Game:	12/14/13, 3-4 OTL
OT Record (W-L-T):	2-5-2
Most Goals Scored:	8, 11/10/10 (8-1 W)
Most Goals Allowed:	6, 2x (4/3/11 most recent, 1-6 L)
Most Goals, Both Teams:	10, 1/11/08 (6-4 W)
Longest Win Streak:	4, 3/25/07 - 1/11/08
Longest Pts. Streak:	4, 3x, 3/25/07 - 1/11/08 most recent (4-0-0)
Longest Pointless Streak:	2, 3x, 3/11/12 - 1/31/13 most recent
Longest Winless Streak:	3, 3x, 3/9/11 - 11/27/11 most recent (0-2-1)

AT STL

Current Streak:	0-3-0 since 2/23/13
Last Win:	3/31/12, 5-2
Last Regulation Loss:	1/4/14, 2-6
Most Lopsided Win:	4, 12/9/06 (5-1)
Most Lopsided Loss:	6, 10/17/02 (1-7)
Last Tie:	2/1/01, 2-2
Last OT Game:	3/7/11, 4-5 SOL
OT Record (W-L-T):	1-6-1
Most Goals Scored:	5, 4x (3/31/12 most recent, 5-2 W)
Most Goals Allowed:	7, 10/17/02 (1-7 L)
Most Goals, Both Teams:	10, 12/18/11 (4-6 L)
Longest Win Streak:	3, 3/31/06 - 12/9/06
Longest Pts. Streak:	6, 3/13/06 - 3/27/07 (4-0-0-2)
Longest Pointless Streak:	5, 11/16/07 - 1/3/09
Longest Winless Streak:	8, 11/16/07 - 1/12/10 (0-7-0-1)

ALL-TIME RESULTS

2000-01	(1-2-2-0)	2001-02	(1-3-1-0)	2002-03	(2-3-0-0)	2003-04	(1-3-0-2)	2005-06	(5-2-1)	2006-07	(4-1-3)
12/26	at STL 5, CBJ 0	10/4	at CBJ 3, STL 3 OT	10/17	at STL 7, CBJ 1	12/12	STL 3, at CBJ 2 OT	11/9	at CBJ 3, STL 1	11/9	CBJ 4, at STL 2
2/1	CBJ 2, at STL 2 OT	11/13	at CBJ 3, STL 2 OT	11/7	CBJ 5, at STL 2	12/16	at STL 2, CBJ 1 OT	11/16	STL 2, at CBJ 0	11/22	STL 4, at CBJ 3 SO
2/6	at CBJ 2, STL 2 OT	11/29	STL 3, at CBJ 1	11/20	at CBJ 3, STL 2	12/29	STL 3, at CBJ 2	11/26	CBJ 4, at STL 3	12/9	CBJ 5, at STL 1
4/1	at CBJ 2, STL 1	12/1	at STL 4, CBJ 3	12/28	STL 6, at CBJ 1	1/15	at STL 5, CBJ 3	12/1	at STL 4, CBJ 1	1/9	STL 4, at CBJ 3 SO
4/5	at STL 4, CBJ 1	1/3	at STL 4, CBJ 2	12/29	at STL 5, CBJ 2	1/21	at CBJ 3, STL 1	1/20	at CBJ 4, STL 3 SO	2/14	STL 4, at CBJ 2
						3/13	at STL 5, CBJ 3	3/13	at STL 3, CBJ 2 OT	2/20	at STL 5, CBJ 4 SO
								3/31	CBJ 4, at STL 2	3/25	at CBJ 4, STL 1
								4/13	at CBJ 4, STL 1	3/27	CBJ 4, at STL 1
2007-08	(3-5-0)	2008-09	(1-4-1)	2009-10	(3-2-1)	2010-11	(2-2-2)	2011-12	(2-4-0)	2012-13	(1-3-0)
10/25	at CBJ 3, STL 0	1/3	at STL 5, CBJ 2	11/30	at CBJ 5, STL 2	11/10	at CBJ 8, STL 1	11/27	STL 2, at CBJ 1	1/31	STL 4, at CBJ 1
11/4	at CBJ 3, STL 0	2/3	STL 4, at CBJ 2	1/12	at STL 4, CBJ 1	12/9	at STL 4, CBJ 1	12/18	at STL 6, CBJ 4	2/23	at STL 2, CBJ 1
11/16	at STL 3, CBJ 2	2/18	at CBJ 4, STL 3	1/18	at CBJ 4, STL 2	1/22	CBJ 5, at STL 2	2/14	at CBJ 2, STL 1	4/5	at STL 3, CBJ 1
1/8	at STL 6, CBJ 1	3/28	at STL 4, CBJ 3 SO	1/30	CBJ 3, at STL 2 OT	3/7	at STL 5, CBJ 4 SO	3/10	at STL 4, CBJ 1	4/12	at CBJ 4, STL 1
1/11	at CBJ 6, STL 4	3/29	STL 5, at CBJ 2	3/13	STL 5, at CBJ 1	3/9	STL 4, at CBJ 3 OT	3/11	STL 2, at CBJ 1		
2/17	at STL 5, CBJ 1	4/10	at STL 3, CBJ 1	4/5	at STL 2, CBJ 1 OT	4/3	STL 6, at CBJ 1	3/31	CBJ 5, at STL 2		
4/5	at STL 3, CBJ 0										
4/6	STL 4, at CBJ 1										
2013-14	(0-1-1)										
12/14	STL 4, at CBJ 3 OT										
1/4	at STL 6, CBJ 2										

SHUTOUTS

CBJ	2	10/25/07, Leclaire 36 saves (3-0 at CBJ); 11/4/07, Leclaire 21 saves (3-0 at CBJ)
STL	3	12/26/00, Johnson 24 saves (0-5 at STL); 11/16/05, Sanford 36 saves (0-2 at CBJ); 4/5/08, Legace 25 saves (0-3 at STL)

HAT TRICKS

CBJ	1	11/30/09, Umberger against Mason (2) and 1 EN (5-2 W at CBJ)
STL	0	None

PENALTY SHOTS

CBJ	0	None
STL	1	12/16/03, Demitra unsuccessful against Denis (1-2 OTL at STL)




SAN JOSE SHARKS

SAP Center at San Jose / 525 W. Santa Clara St. / San Jose, CA 95113
sharks.nhl.com / p: 408.287.7070 / f: 408.999.5797



TODD MCLELLAN



LOGAN COUTURE

DIRECTORY

First Season: 1991-92
Home Ice: SAP Center at San Jose
Capacity: 17,562 (opened in 1993)
Playoff Appearances: 17 (most recent, 2013-14)
Stanley Cup Titles: None
General Manager: Doug Wilson
Head Coach: Todd McLellan
Associate Coach & Director of Player Development: Larry Robinson
Assistant Coaches: Jim Johnson, Jay Woodcroft
Public Relations Contact:
Scott Emmert, 408.999.5713
Public Relations Fax: 408.999.5822
Press Box Phone: 408.999.5871

2013-14 SEASON

Record: 51-22-9, 111 pts.
Home: 29-7-5, 63 pts.
Away: 22-15-4, 48 pts.
Playoffs: Lost 4-3 (LAK) in First Round

LEADERS

Points: Joe Pavelski, 79
Goals: Joe Pavelski, 41
Assists: Joe Thornton, 65
+/-: Marc-Edouard Vlasic, 31
PIM: Andrew Desjardins, 86
Def. Points: Dan Boyle, 36
Goaltending: Antti Niemi,
39-17-7, 2.39 GAA, .913 SV%, 4 SO

2013-14 RESULTS (0-1-1)

DATE	RESULT	ATTN	W/L GOALTENDERS	GW GOAL
Feb. 7, 2014	at SJS 3, CBJ 2	17,562	Antti Niemi / Sergei Bobrovsky	Tommy Wingels
March 13, 2014	SJS 4 at CBJ 3 (SO)	13,851	Alex Stalock / Sergei Bobrovsky	Joe Pavelski

GOALS BY PERIOD	1ST	2ND	3RD	OT	TOTAL
Columbus	1	2	2	0	5
San Jose	3	0	3	0	6

SHOTS BY PERIOD	1ST	2ND	3RD	OT	TOTAL
Columbus	18	24	15	2	59
San Jose	24	22	27	1	74

POWER PLAY	GOALS	ATTEMPTS	PCT
Columbus	0	7	0.0
San Jose	1	8	12.5

PENALTY KILLING	KILLS	ATTEMPTS	PCT
Columbus	7	8	87.5
San Jose	7	7	100.0

COLUMBUS	GP	G	A	TP	+/-	PM	PP	SH	S	PCT
JOHANSEN	2	2	1	3	3	0	0	0	6	33.3
JENNER	2	1	1	2	3	0	0	0	2	50.0
DUBINSKY	2	0	2	2	-2	4	0	0	6	0.0
UMBERGER	2	1	0	1	0	2	0	1	1	50.0
WISNIEWSKI	2	1	0	1	2	2	0	0	5	20.0
CALVERT	2	0	1	1	-3	0	0	0	3	0.0
FOLIGNO	2	0	1	1	0	0	0	0	0	0.0
HORTON	2	0	1	1	0	0	0	0	3	0.0
ATKINSON	2	0	0	0	-1	0	0	0	6	0.0
JOHNSON	2	0	0	0	-1	4	0	0	6	0.0

SAN JOSE	GP	G	A	TP	+/-	PM	PP	SH	S	PCT
MARLEAU	2	3	0	3	-1	2	1	0	8	37.5
VLASIC	2	0	2	2	1	0	0	0	6	0.0
COUTURE	1	0	2	2	1	0	0	0	1	0.0
WINGELS	2	1	0	1	1	0	0	0	4	25.0
MCCARTHY	1	1	0	1	1	0	0	0	5	20.0
NIETO	1	1	0	1	1	0	0	0	3	33.3
BOYLE	2	0	1	1	-1	0	0	0	4	0.0
DEMERS	2	0	1	1	1	0	0	0	3	0.0
HANNAN	2	0	1	1	1	0	0	0	3	0.0
PAVELSKI	2	0	1	1	0	0	0	0	10	0.0

GOALTENDING

COLUMBUS	GP	MIN	GA	AVG	SO	W	L	OTL	SA	SV%
BOBROVSKY	2	123	6	2.92	0	0	1	1	74	.919

SAN JOSE	GP	MIN	GA	AVG	SO	W	L	OTL	SA	SV%
STALOCK	1	65	3	2.77	0	1	0	0	38	.921
NIEMI	1	60	2	2.00	0	1	0	0	21	.905

COLUMBUS VS. SAN JOSE ALL-TIME

SEASON	W-L-T/O	HOME	AWAY	GF-GA	SF-SA	PP	PK	PIM
2000-01	1-2-0-1	1-1-0-0	0-1-0-1	9-10	110-125	2-of-23	17-of-20	54-58
2001-02	1-3-0-0	1-1-0-0	0-2-0-0	11-19	109-107	6-of-22	9-of-16	67-69
2002-03	1-3-0-0	1-1-0-0	0-2-0-0	7-14	111-136	3-of-21	16-of-20	105-86
2003-04	1-2-0-1	0-1-0-1	1-1-0-0	6-9	101-153	2-of-17	14-of-15	50-52
2005-06	2-2-0	2-0-0	0-2-0	12-12	106-130	4-of-19	22-of-25	54-46
2006-07	1-3-0	1-1-0	0-2-0	5-11	96-118	3-of-22	20-of-27	72-62
2007-08	1-2-1	1-1-0	0-1-1	7-10	92-90	2-of-14	12-of-15	46-44
2008-09	2-2-0	2-0-0	0-2-0	9-11	116-125	2-of-12	14-of-18	58-46
2009-10	1-2-1	1-0-1	0-2-0	9-10	98-150	2-of-12	15-of-17	61-61
2010-11	2-2-0	0-2-0	2-0-0	10-8	128-130	5-of-19	18-of-22	63-57
2011-12	1-3-0	1-1-0	0-2-0	8-13	115-156	3-of-10	13-of-17	91-91
2012-13	3-0-0	2-0-0	1-0-0	14-5	88-92	3-of-8	4-of-6	26-28
2013-14	0-1-1	0-0-1	0-1-0	5-7	59-74	0-of-7	7-of-8	16-14
TOTAL	17-27-0-5	13-9-0-3	4-18-0-2	112-139	1329-1586	37-of-206	181-of-226	763-714

OVERALL

Current Streak:	0-1-1 since 2/7/14
Last Win:	4/21/13, 4-3 at SJS
Last Regulation Loss:	2/7/14, 2-3 at SJS
Most Lopsided Win:	4, 3x (4/9/13 at CBJ most recent)
Most Lopsided Loss:	8, 3/30/02 (2-10 at SJ)
Last Tie:	None
Last OT Game:	3/13/14, 3-4 SOL at CBJ
OT Record (W-L-T):	4-5-0
Most Goals Scored:	6, 3x
Most Goals Allowed:	10, 3/30/02 (2-10 L at SJ)
Most Goals, Both Teams:	12, 3/30/02 (2-10 L at SJ)
Longest Win Streak:	4, 2/21/12 - 4/21/13
Longest Pts. Streak:	4, 2/21/12 - 4/21/13 (4-0-0-0)
Longest Pointless Streak:	4, 2x, 2/9/11 - 1/31/12
Longest Winless Streak:	5, 1/5/08 - 12/4/08 (0-4-0-1)

AT CBJ

Current Streak:	3-0-1 since 2/21/12
Last Win:	4/9/13, 4-0
Last Regulation Loss:	1/14/12, 1-2
Most Lopsided Win:	4, 3x (4/19/13 most recent, 4-0)
Most Lopsided Loss:	3, 10/23/06 (0-3)
Last Tie:	None
Last OT Game:	3/13/14, 3-4 SOL
OT Record (W-L-T):	2-3-0
Most Goals Scored:	6, 3x (2/11/13 most recent, 6-2 W)
Most Goals Allowed:	5, 2x (10/25/02 most recent, 4-5 L)
Most Goals, Both Teams:	9, 2x (2/21/12 most recent, 6-3 W)
Longest Win Streak:	3, 2/21/12 - 4/9/13
Longest Pts. Streak:	4, 2x, 2/21/12 - current (3-0-0-1)
Longest Pointless Streak:	3, 10/8/10 - 1/14/12
Longest Winless Streak:	3, 10/8/10 - 1/14/12 (0-3-0-0)

AT SJS

Current Streak:	0-1-0 since 2/7/14
Last Win:	4/21/13, 4-3
Last Regulation Loss:	2/7/14, 2-3
Most Lopsided Win:	3, 11/20/10 (3-0)
Most Lopsided Loss:	8, 3/30/02 (2-10)
Last Tie:	None
Last OT Game:	10/9/10, 3-2 OTW
OT Record (W-L-T):	2-2-0
Most Goals Scored:	4, 4/21/13 (4-3 W)
Most Goals Allowed:	10, 3/30/02 (2-10 L)
Most Goals, Both Teams:	12, 3/30/02 (2-10 L)
Longest Win Streak:	2, 10/9/10 - 11/20/10
Longest Pts. Streak:	2, 10/9/10 - 11/20/10 (2-0-0)
Longest Pointless Streak:	6, 2/23/04 - 1/5/08
Longest Winless Streak:	11, 2/23/04 - 3/6/10 (0-10-0-1)

ALL-TIME RESULTS

2000-01	(1-2-0-1)	2001-02	(1-3-0-0)	2002-03	(1-3-0-0)	2003-04	(1-2-0-1)	2005-06	(2-2-0)	2006-07	(1-3-0)
10/25	SJ 3, at CBJ 1	10/27	at SJ 2, CBJ 0	10/25	SJ 5, at CBJ 4	12/31	SJ 1, at CBJ 0	10/12	at SJ 4, CBJ 1	10/23	SJ 3, at CBJ 0
11/9	at CBJ 5, SJ 2	1/24	at CBJ 6, SJ 2	12/6	at SJ 3, CBJ 2	1/8	CBJ 3, at SJ 2 OT	10/21	at CBJ 4, SJ 1	1/6	at SJ 5, CBJ 2
12/14	at SJ 2, CBJ 1	3/30	at SJ 10, CBJ 2	2/12	at CBJ 1, SJ 0	2/14	SJ 2, at CBJ 1 OT	1/5	at SJ 6, CBJ 3	2/16	at CBJ 3, SJ 0
2/20	at SJ 3, CBJ 2 OT	4/10	SJ 5, at CBJ 3	2/21	at SJ 6, CBJ 0	2/23	at SJ 4, CBJ 2	3/28	at CBJ 4, SJ 1	3/16	at SJ 3, CBJ 0

2007-08	(1-2-1)	2008-09	(2-2-0)	2009-10	(1-2-1)	2010-11	(2-2-0)	2011-12	(1-3-0)	2012-13	(3-0-0)
10/27	at CBJ 2, SJ 1	10/14	at SJ 5, CBJ 2	10/8	at SJ 6, CBJ 3	*10/8	SJ 3, at CBJ 2	1/5	at SJ 2, CBJ 1	2/11	at CBJ 6, SJ 2
1/5	at SJ 3, CBJ 2	12/4	at SJ 3, CBJ 2	11/4	SJ 3, at CBJ 2 SO	*10/9	CBJ 3, at SJ 2 OT	1/14	SJ 2, at CBJ 1	4/9	at CBJ 4, SJ 0
2/8	at SJ 2, CBJ 1 OT	12/17	at CBJ 2, SJ 1 OT	2/10	at CBJ 3, SJ 0	11/20	CBJ 3, at SJ 0	1/31	at SJ 6, CBJ 0	4/21	CBJ 4, at SJ 3
2/27	SJ 4, at CBJ 2	2/7	at CBJ 3, SJ 2 OT	3/6	at SJ 2, CBJ 1	2/9	SJ 3, at CBJ 2	2/21	at CBJ 6, SJ 3		

2013-14	(0-1-1)
2/7	at SJS 3, CBJ 2
3/13	SJS 4 at CBJ 3 (SO)

SHUTOUTS

CBJ	5	2/12/03, Denis 38 saves (1-0 at CBJ); 2/16/07, Norrena 29 saves (3-0 at CBJ); 2/10/10, Mason 40 saves (3-0 at CBJ); 11/20/10, Garon 35 saves (3-0 at SJ); 4/9/13, Bobrovsky 30 saves (4-0 at CBJ)
SJ	6	10/27/01, Nabokov 16 saves (0-2 at SJ); 2/21/03, Nabokov 29 saves (0-6 at SJ); 12/31/03, Nabokov 26 saves (0-1 at CBJ); 10/23/06, Toskala 23 saves (0-3 at CBJ); 3/16/07, Toskala 35 saves (0-3 at SJ); 1/31/12, Niemi 30 saves (0-6 at SJ)

HAT TRICKS

CBJ	3	1/24/02, Knutsen against Nabokov (2) and Kiprusoff (1) (6-2 W at CBJ); 11/20/10, Nash against Nittymaki (2) and 1 EN (3-0 W at SJ); 2/21/12, Carter against Niemi (2) and Greiss (1) (6-3 W at CBJ)
SJ	3	1/5/06, Cheechoo against Denis (3) (3-6 L at SJ); 1/6/07, Clowe against Norrena (3) (2-5 L at SJ); 10/8/09, Heatley against Mason (2) and Garon (1) (3-6 L at SJ)

PENALTY SHOTS

CBJ	2	11/9/00, Kron unsuccessful against Shields (5-2 W at CBJ); 2/8/08, Nash unsuccessful against Nabokov (1-2 OTL at SJ)
SJ	2	2/23/04, Cheechoo goal against Leclaire (2-4 L at SJ); 10/8/09, Heatley goal against Garon (3-6 L at SJ)



TAMPA BAY LIGHTNING

Amalie Arena / 401 Channelside Dr. / Tampa, FL 33602
lightning.nhl.com / p: 813.301.6500 / f: 813.301.1480



JON COOPER



STEVEN STAMKOS

DIRECTORY

First Season: 1992-93
Home Ice: Amalie Arena
Capacity: 19,204 (opened in 1995)
Playoff Appearances: 7 (most recent, 2013-14)
Stanley Cup Titles: 1 (2004)
Chairman and Governor: Jeff Vinik
VP and General Manager: Steve Yzerman
Head Coach: Jon Cooper
Associate Coach: Rick Bowness
Assistant Coaches:
Steve Thomas, George Gwozdecky
Public Relations Contact:
Brian Breseman, 813.301.6871
Public Relations Fax: 813.301.1487
Press Box Phone: 813.301.6873

2013-14 SEASON

Record: 46-27-9, 101 pts.
Home: 25-10-6, 56 pts.
Away: 21-17-3, 45 pts.
Playoffs: Lost 4-0 (MTL) in First Round

LEADERS

Points: Ondrej Palat, 59
Goals: Martin St. Louis, 29
Assists: Victor Hedman, 42
+/-: Ondrej Palat, 32
PIM: Radko Gudas, 152
Def. Points: Victor Hedman, 55
Goaltending: Ben Bishop,
37-14-7, 2.23 GAA, .924 SV%, 5 SO

2013-14 RESULTS (2-1-0)

DATE	RESULT	ATTN	W/L GOALTENDERS	GW GOAL
Dec. 3, 2013	at CBJ 1, TBL 0	10,223	Sergei Bobrovsky / Ben Bishop	Nick Foligno
Jan. 13, 2014	at CBJ 3, TBL 2	14,070	Sergei Bobrovsky / Anders Lindback	Mark Letestu
April 11, 2014	at TBL 3, CBJ 2	18,686	Kristers Gudlevskis / Curtis McElhinney	Eric Brewer

GOALS BY PERIOD	1ST	2ND	3RD	OT	TOTAL	SHOTS BY PERIOD	1ST	2ND	3RD	OT	TOTAL
Columbus	0	3	3	0	6	Columbus	14	20	15	0	49
Tampa Bay	0	5	0	0	5	Tampa Bay	19	18	17	0	54

POWER PLAY	GOALS	ATTEMPTS	PCT	PENALTY KILLING	KILLS	ATTEMPTS	PCT
Columbus	3	10	30.0	Columbus	7	9	77.8
Tampa Bay	2	9	22.2	Tampa Bay	7	10	70.0

COLUMBUS	GP	G	A	TP	+/-	PM	PP	SH	S	PCT	TAMPA BAY	GP	G	A	TP	+/-	PM	PP	SH	S	PCT
JOHANSEN	3	1	2	3	3	0	0	0	8	12.5	BREWER	2	2	0	2	2	0	0	0	7	28.6
JOHNSON	3	0	3	3	1	4	0	0	6	0.0	KILLORN	3	1	1	2	0	0	1	0	5	20.0
JENNER	3	1	1	2	0	2	1	0	5	20.0	HEDMAN	3	1	0	1	1	2	0	0	6	16.7
LETESTU	3	1	0	1	0	0	1	0	9	11.1	PALAT	3	1	0	1	1	0	0	0	4	25.0
FOLIGNO	2	1	0	1	2	0	0	0	4	25.0	CARLE	3	0	1	1	-3	2	0	0	4	0.0
SAVARD	2	1	0	1	0	0	0	0	3	33.3	JOHNSON	3	0	1	1	1	2	0	0	3	0.0
HORTON	1	1	0	1	-1	2	1	0	3	33.3	GUDAS	2	0	1	1	0	4	0	0	2	0.0
ANISIMOV	3	0	1	1	-2	0	0	0	6	0.0	PANIK	2	0	1	1	1	6	0	0	4	0.0
MURRAY	3	0	1	1	0	0	0	0	3	0.0	ST. LOUIS	2	0	1	1	0	0	0	0	7	0.0
WISNIEWSKI	3	0	1	1	0	0	0	0	3	0.0	KOSTKA	1	0	1	1	1	0	0	0	1	0.0

GOALTENDING

COLUMBUS	GP	MIN	GA	AVG	SO	W	L	OTL	SA	SV%	TAMPA BAY	GP	MIN	GA	AVG	SO	W	L	OTL	SA	SV%
BOBROVSKY	2	104	2	1.15	0	2	0	0	46	.957	GUDLEVSKIS	1	60	2	2.01	0	1	0	0	38	.947
MCELHINNEY	2	74	3	2.43	0	0	1	0	30	.900	BISHOP	1	59	1	1.02	0	0	1	0	21	.952
											LINDBACK	1	59	3	3.07	0	0	1	0	28	.893

COLUMBUS VS. TAMPA BAY ALL-TIME

SEASON	W-L-T/O	HOME	AWAY	GF-GA	SF-SA	PP	PK	PIM
2000-01	1-1-0-0	1-0-0-0	0-1-0-0	4-5	52-60	1-of-12	9-of-12	28-24
2001-02	0-1-0-0	0-0-0-0	0-1-0-0	0-1	27-24	0-of-1	3-of-3	16-2
2002-03	0-0-1-0	0-0-1-0	0-0-0-0	2-2	26-27	1-of-8	5-of-6	12-16
2003-04	1-1-0-0	0-1-0-0	1-0-0-0	2-1	35-65	0-of-5	3-of-3	8-12
2005-06	0-1-0	0-0-0	0-1-0	2-4	24-39	1-of-3	6-of-6	12-6
2006-07	DID NOT PLAY							
2007-08	1-0-0	1-0-0	0-0-0	5-3	25-27	1-of-4	7-of-7	24-18
2008-09	0-0-1	0-0-0	0-0-1	1-2	34-17	0-of-3	0-of-1	2-6
2009-10	1-0-0	1-0-0	0-0-0	3-2	25-18	1-of-6	3-of-4	18-22
2010-11	0-0-1	0-0-0	0-0-1	2-2	30-22	0-of-4	3-of-4	8-6
2011-12	0-2-0	0-1-0	0-1-0	4-7	52-59	1-of-7	6-of-7	14-14
2012-13	DID NOT PLAY							
2013-14	2-1-0	2-0-0	0-1-0	6-5	87-76	3-of-10	7-of-9	20-22
TOTAL	6-7-1-2	5-2-1-0	1-5-0-2	31-34	417-434	9-of-63	52-of-62	162-148

OVERALL

Current Streak:	0-1-0 since 4/11/14
Last Win:	1/13/14, 3-2 at CBJ
Last Regulation Loss:	4/11/14, 2-3 at TBL
Most Lopsided Win:	2, 3x
Most Lopsided Loss:	3, 3/10/01 (1-4 at TBL)
Last Tie:	10/23/02, 2-2 at CBJ
Last OT Game:	1/18/11, 2-3 SOL at TBL
OT Record (W-L-T):	0-2-1
Most Goals Scored:	5, 3/9/08 (5-3 W at CBJ)
Most Goals Allowed:	4, 3x
Most Goals, Both Teams:	8, 3/9/08 (5-3 W at CBJ)
Longest Win Streak:	2, 12/3/13 - 1/13/14
Longest Pts. Streak:	4, 3/9/08 - 1/18/11 (2-0-0-2)
Longest Pointless Streak:	2, 2x, 12/17/11 - 1/24/12 most recent
Longest Winless Streak:	4, 3/10/01 - 10/23/03 (0-3-1-0)

AT CBJ

Current Streak:	2-0-0 since 12/3/13
Last Win:	1/13/14, 3-2
Last Regulation Loss:	12/17/11, 2-3
Most Lopsided Win:	2, 2x (3/9/08 most recent, 5-3)
Most Lopsided Loss:	1, 2x (12/17/11 most recent, 2-3)
Last Tie:	10/23/02, 2-2
Last OT Game:	10/23/02, 2-2 T
OT Record (W-L-T):	0-0-1
Most Goals Scored:	5, 3/9/08 (5-3 W)
Most Goals Allowed:	3, 2x (12/17/11 most recent, 2-3 L)
Most Goals, Both Teams:	8, 3/9/08 (5-3 W)
Longest Win Streak:	2, 2x, 12/3/13 - current
Longest Pts. Streak:	2, 3x, current - most recent (2-0-0)
Longest Pointless Streak:	1, 2x, 12/17/11 most recent
Longest Winless Streak:	2, 10/23/02 - 10/23/03 (0-1-1)

AT TBL

Current Streak:	0-3-2 since 1/13/06
Last Win:	1/2/04, 2-0
Last Regulation Loss:	4/11/14, 2-3
Most Lopsided Win:	2, 1/2/04 (2-0)
Most Lopsided Loss:	3, 3/10/01 (1-4)
Last Tie:	None
Last OT Game:	1/18/11, 2-3 SOL
OT Record (W-L-T):	0-2-0
Most Goals Scored:	2, 5x (4/11/14 most recent, 2-3 L)
Most Goals Allowed:	4, 3x (1/24/12 most recent, 2-4 L)
Most Goals, Both Teams:	6, 2x (1/24/12 most recent, 2-4 L)
Longest Win Streak:	1, 1/2/04
Longest Pts. Streak:	2, 3/24/09 - 1/18/11 (0-0-0-2)
Longest Pointless Streak:	2, 2x, 1/24/12 - current, most recent
Longest Winless Streak:	5, 1/13/06 - current (0-3-0-2)

ALL-TIME RESULTS

2000-01	(1-1-0-0)	2001-02	(0-1-0-0)	2002-03	(0-0-1-0)	2003-04	(1-1-0-0)	2005-06	(0-1-0)	2006-07	(0-0-0)
1/21	at CBJ 3, TBL 1	12/6	at TBL 1, CBJ 0	10/23	at CBJ 2, TBL 2 OT	10/23	TBL 1, at CBJ 0	1/13	at TBL 4, CBJ 2	DID NOT PLAY	
3/10	at TBL 4, TBL 1					1/2	CBJ 2, at TBL 0				
2007-08	(1-0-0)	2008-09	(0-0-1)	2009-10	(1-0-0)	2010-11	(0-0-1)	2011-12	(0-2-0)	2012-13	(0-0-0)
3/9	at CBJ 5, TBL 3	3/24	at TBL 2, CBJ 1 OT	3/30	at CBJ 3, TBL 2	1/18	at TBL 3, CBJ 2 SO	12/17	TBL 3, at CBJ 2	DID NOT PLAY	
								1/24	at TBL 4, CBJ 2		
2013-14	(2-1-0)										
12/3	at CBJ 1, TBL 0										
1/13	at CBJ 3, TBL 2										
4/11	at TBL 3, CBJ 2										

SHUTOUTS

CBJ	2	1/2/04, Denis 37 saves (2-0 at TBL); 12/3/13, Bobrovsky/McElhinney 26 saves (1-0 W at CBJ)
TBL	2	12/6/01, Khabibulin 27 saves (0-1 at TBL); 10/23/03, Grahame 20 saves (0-1 at CBJ)

HAT TRICKS

CBJ	0	None
TB	0	None

PENALTY SHOTS

CBJ	0	None
TB	1	3/9/08, Lecavalier goal against Leclaire (5-3 W at CBJ)



TORONTO MAPLE LEAFS

Air Canada Centre / 40 Bay St. / Toronto, ON M5J 2X2

mapleleafs.nhl.com / p: 416.815.5700 / f: 416.359.9331



RANDY CARLYLE



PHIL KESSEL

DIRECTORY

First Season: 1917-18

Home Ice: Air Canada Centre

Capacity: 18,819 (opened in 1999)

Playoff Appearances: 65 (most recent, 2012-13)

Stanley Cup Titles: 13 (most recent, 1967)

Senior VP and General Manager: David Nonis

Head Coach: Randy Carlyle

Assistant Coaches:

Peter Horachek, Steve Spott, Chris Dennis

Public Relations Contact:

Pat Park, 416.815.5761

Public Relations Fax: 416.359.9331

Press Box Phone: 416.815.5702

2013-14 SEASON

Record: 38-36-8, 84 pts.

Home: 24-16-1, 49 pts.

Away: 14-20-7, 35 pts.

Playoffs: Did not qualify

LEADERS

Points: Phil Kessel, 80

Goals: Phil Kessel, 37

Assists: Phil Kessel, 43

+/-: Carl Gunnarsson, 12

PIM: Dion Phaneuf, 144

Def. Points: Cody Franson, 33

Goaltending: Jonathan Bernier, 26-19-7, 2.68 GAA, .923 SV%, 1 SO

2013-14 RESULTS (3-0-0)

DATE	RESULT	ATTN	W/L GOALTENDERS	GW GOAL
Oct. 25, 2013	at CBJ 5, TOR 2	13,930	Sergei Bobrovsky / Jonathan Bernier	Brandon Dubinsky
Nov. 25, 2013	CBJ 6 at TOR 0	19,241	Sergei Bobrovsky / James Reimer	Cam Atkinson
March 3, 2014	CBJ 2 at TOR 1	19,577	Sergei Bobrovsky / James Reimer	Artem Anisimov

GOALS BY PERIOD	1ST	2ND	3RD	OT	TOTAL	SHOTS BY PERIOD	1ST	2ND	3RD	OT	TOTAL
Columbus	3	4	6	0	13	Columbus	31	27	33	0	91
Toronto	0	1	2	0	3	Toronto	222	20	30	0	62

POWER PLAY	GOALS	ATTEMPTS	PCT	PENALTY KILLING	KILLS	ATTEMPTS	PCT
Columbus	3	11	27.3	Columbus	6	6	100.0
Toronto	0	6	0	Toronto	8	11	72.7

COLUMBUS	GP	G	A	TP	+/-	PM	PP	SH	S	PCT
FOLIGNO	3	1	4	5	1	2	0	0	4	25.0
JOHANSEN	3	3	1	4	2	0	1	0	11	27.3
MURRAY	3	2	1	3	2	0	2	0	4	50.0
ANISIMOV	3	1	2	3	1	0	0	0	6	16.7
LETESU	3	0	3	3	5	0	0	0	2	0.0
WISNIEWSKI	3	0	3	3	2	0	0	0	9	0.0
UMBERGER	3	1	1	2	2	0	0	0	3	33.3
DUBINSKY	2	1	1	2	1	2	0	1	4	25.0
CALVERT	2	0	2	2	3	5	0	0	3	0.0
TYUTIN	2	0	2	2	2	2	0	0	1	0.0

TORONTO	GP	G	A	TP	+/-	PM	PP	SH	S	PCT
RAYMOND	3	1	1	2	2	0	0	0	7	14.3
KESSEL	3	1	0	1	-3	0	0	0	8	12.5
BOLLAND	1	1	0	1	-1	4	0	0	5	20.0
BOZAK	3	0	1	1	-1	0	0	0	4	0.0
RIELLY	3	0	1	1	-2	4	0	0	4	0.0
RIEMSDYK	3	0	1	1	-3	2	0	0	10	0.0
LUPUL	2	0	1	1	-1	0	0	0	1	0.0
RANGER	2	0	1	1	-1	0	0	0	2	0.0
CLARKSON	3	0	0	0	-4	2	0	0	6	0.0
FRANSON	3	0	0	0	-4	2	0	0	2	0.0

GOALTENDING

COLUMBUS	GP	MIN	GA	AVG	SO	W	L	OTL	SA	SV%
BOBROVSKY	3	180	3	1.00	1	3	0	0	72	.958

TORONTO	GP	MIN	GA	AVG	SO	W	L	OTL	SA	SV%
BERNIER	2	68	4	3.51	0	0	1	0	36	.889
REIMER	2	110	8	4.37	0	0	2	0	54	.852

COLUMBUS VS. TORONTO ALL-TIME

SEASON	W-L-T/O	HOME	AWAY	GF-GA	SF-SA	PP	PK	PIM
2000-01	0-0-1-0	0-0-0-0	0-0-1-0	2-2	24-29	0-of-4	5-of-6	19-15
2001-02	0-1-0-0	0-0-0-0	0-1-0-0	1-4	30-34	0-of-3	5-of-5	22-18
2002-03	1-0-0-0	1-0-0-0	0-0-0-0	4-3	32-32	2-of-9	4-of-5	22-40
2003-04	0-1-0-0	0-0-0-0	0-1-0-0	1-4	19-28	0-of-3	3-of-5	12-8
2005-06	DID NOT PLAY							
2006-07	0-1-0	0-1-0	0-0-0	2-4	25-27	0-of-7	3-of-4	10-16
2007-08	0-1-0	0-0-0	0-1-0	1-3	27-25	0-of-4	4-of-5	10-8
2008-09	1-0-0	0-0-0	1-0-0	3-3	34-35	0-of-2	4-of-5	15-9
2009-10	0-1-0	0-1-0	0-0-0	3-6	36-25	2-of-5	3-of-3	13-17
2010-11	1-0-0	0-0-0	1-0-0	3-2	32-22	1-of-2	0-of-1	2-4
2011-12	0-1-0	0-1-0	0-0-0	1-4	39-18	0-of-4	2-of-2	4-8
2012-13	DID NOT PLAY							
2013-14	3-0-0	1-0-0	2-0-0	13-3	91-72	3-of-11	6-of-6	26-36
TOTAL	6-6-1-0	2-3-0-0	4-3-1-0	34-38	389-347	8-of-54	39-of-47	155-179

OVERALL

Current Streak:	3-0-0 since 10/25/13
Last Win:	3/3/14, 2-1 at TOR
Last Regulation Loss:	11/3/11, 1-4 at CBJ
Most Lopsided Win:	6, 11/25/13 at TOR (6-0)
Most Lopsided Loss:	3, 4x
Last Tie:	2/14/01, 2-2 at TOR
Last OT Game:	2/19/09, 4-3 SOW at TOR
OT Record (W-L-T):	2-0-1
Most Goals Scored:	6, 11/25/13, 6-0 W at TOR
Most Goals Allowed:	6, 12/3/09 (3-6 L at CBJ)
Most Goals, Both Teams:	9, 12/3/09 (3-6 L at CBJ)
Longest Win Streak:	3, 10/25/13 - current
Longest Pts. Streak:	3, 10/25/13 - current (3-0-0-0)
Longest Losing Streak:	3, 2/12/04 - 2/19/08
Longest Pointless Streak:	3, 2/12/04 - 2/19/08 (0-3-0-0)

AT CBJ

Current Streak:	1-0-0 since 10/25/13
Last Win:	10/25/13, 5-2
Last Regulation Loss:	11/3/11, 1-4
Most Lopsided Win:	3, 10/25/13, (5-2)
Most Lopsided Loss:	3, 2x (11/3/11 most recent, 1-4)
Last Tie:	None
Last OT Game:	3/20/03, 4-3 OTW
OT Record (W-L-T):	1-0-0
Most Goals Scored:	5, 10/25/13, 5-2 W
Most Goals Allowed:	6, 12/3/09 (3-6 L)
Most Goals, Both Teams:	9, 12/3/09 (3-6 L)
Longest Win Streak:	1, 2x, current, most recent
Longest Pts. Streak:	1, current (1-0-0-0)
Longest Losing Streak:	3, 10/20/06 - 11/3/11
Longest Pointless Streak:	3, 10/20/06 - 11/3/11 (0-3-0-0)

AT TOR

Current Streak:	4-0-0 since 2/19/09
Last Win:	3/3/14, 2-1
Last Regulation Loss:	2/19/08, 1-3
Most Lopsided Win:	6, 11/25/13 (6-0)
Most Lopsided Loss:	3, 2x (2/12/04 most recent, 1-4)
Last Tie:	2/14/01, 2-2
Last OT Game:	2/19/09, 4-3 SOW
OT Record (W-L-T):	1-0-1
Most Goals Scored:	6, 11/25/13, 6-0 W
Most Goals Allowed:	4, 2x (2/12/04 most recent, 1-4 L)
Most Goals, Both Teams:	7, 2/19/09 (4-3 SOW)
Longest Win Streak:	4, current
Longest Pts. Streak:	4, current (4-0-0-0)
Longest Losing Streak:	3, 4/8/02 - 2/19/08
Longest Pointless Streak:	4, 2/14/01 - 2/19/08 (0-3-1-0)

ALL-TIME RESULTS

2000-01	(0-0-1-0)	2001-02	(0-1-0-0)	2002-03	(1-0-0-0)	2003-04	(0-1-0-0)	2005-06	(0-0-0)	2006-07	(0-1-0)
2/14	CBJ 2, at TOR 2 OT	4/8	at TOR 4, CBJ 1	3/20	at CBJ 4, TOR 3 OT	2/12	at TOR 4, CBJ 1	DID NOT PLAY		10/20	TOR 4, at CBJ 2
2007-08	(0-1-0)	2008-09	(1-0-0)	2009-10	(0-1-0)	2010-11	(1-0-0)	2011-12	(0-1-0)	2012-13	(0-0-0)
2/19	at TOR 3, CBJ 1	2/19	CBJ 4, at TOR 3 SO	12/3	TOR 6, at CBJ 3	12/30	CBJ 3, at TOR 2	11/3	TOR 4, at CBJ 1	DID NOT PLAY	
2013-14	(3-0-0)										
10/25	at CBJ 5, TOR 2										
11/25	CBJ 6, at TOR 0										
3/3	CBJ 2, at TOR 1										

SHUTOUTS

CBJ	1	11/25/13, Bobrovsky 18 saves (6-0 W at TOR)
TOR	0	None

HAT TRICKS

CBJ	1	10/27/02, Wright against Kidd (3) (4-3 OTW at CBJ)
TOR	0	None

PENALTY SHOTS

CBJ	0	None
TOR	0	None




VANCOUVER CANUCKS

Rogers Arena / 800 Griffiths Way / Vancouver, BC V6B 6G1
canucks.nhl.com / p: 604.899.4600 / f: 604.899.7401



WILLIE DESJARDINS



HENRIK SEDIN

DIRECTORY

First Season: 1970-71
Home Ice: Rogers Arena
Capacity: 18,910 (opened in 1995)
Playoff Appearances: 26 (most recent, 2012-13)
Stanley Cup Titles: None
Chairman and Governor: Francesco Aquilini
General Manager: Jim Benning
Head Coach: Willie Desjardins
Assistant Coaches:
Glen Gulutzan, Doug Lidster
Public Relations Contact:
Ben Brown, 604.899.4609
Public Relations Fax: 604.899.4640
Press Box Phone: 604.899.4993

2013-14 SEASON

Record: 36-35-11, 83 pts.
Home: 20-15-6, 46 pts.
Away: 16-20-5, 37 pts.
Playoffs: Did not qualify

LEADERS
Points: Henrik Sedin, 50
Goals: Ryan Kesler, 25
Assists: Henrik Sedin, 39
+/-: Dan Hamhuis, 13
PIM: Tom Sestito, 213
Def. Points: Jason Garrison, 33
Goaltending: Eddie Lack,
16-17-5, 2.41 GAA, .912 SV%, 4 SO

2013-14 RESULTS (1-1-0)

DATE	RESULT	ATTN	W/L GOALTENDERS	GWG GOAL
Oct. 20, 2013	at CBJ 3, VAN 1	14,168	Curtis McElhinney / Eddie Lack	R.J. Umberger
Nov. 22, 2013	at VAN 6, CBJ 2	18,910	Roberto Luongo / Sergei Bobrovsky	Henrik Sedin

GOALS BY PERIOD	1ST	2ND	3RD	OT	TOTAL
Columbus	2	0	3	0	5
Vancouver	1	4	2	0	7

SHOTS BY PERIOD	1ST	2ND	3RD	OT	TOTAL
Columbus	6	21	18	0	45
Vancouver	27	21	25	0	73

POWER PLAY	GOALS	ATTEMPTS	PCT
Columbus	0	10	0.0
Vancouver	1	7	14.3

PENALTY KILLING	KILLS	ATTEMPTS	PCT
Columbus	6	7	85.7
Vancouver	10	10	100.0

COLUMBUS	GP	G	A	TP	+/-	PM	PP	SH	S	PCT
ANISIMOV	2	1	1	2	0	0	0	0	4	25.0
JOHANSEN	2	1	1	2	1	0	0	0	2	50.0
UMBERGER	2	1	1	2	1	0	0	0	1	100.0
CALVERT	1	1	0	1	0	0	0	0	1	100.0
GABORIK	1	1	0	1	1	0	0	0	1	100.0
SAVARD	2	0	1	1	0	2	0	0	0	0.0
CHAPUT	1	0	1	1	0	0	0	0	0	0.0
NIKITIN	1	0	1	1	-1	0	0	0	2	0.0
PROUT	1	0	1	1	2	0	0	0	1	0.0
WISNIEWSKI	1	0	1	1	1	0	0	0	0	0.0

VANCOUVER	GP	G	A	TP	+/-	PM	PP	SH	S	PCT
H. SEDIN	2	3	0	3	0	0	1	0	5	60.0
D. SEDIN	2	1	2	3	2	0	0	0	5	20.0
STANTON	2	0	3	3	2	0	0	0	5	0.0
EDLER	2	1	1	2	-1	2	0	0	9	11.1
KESLER	2	0	2	2	0	2	0	0	6	0.0
KASSIAN	2	1	0	1	-1	0	0	0	3	33.3
WELSH	2	1	0	1	0	2	0	0	3	33.3
GARRISON	2	0	1	1	1	0	0	0	5	0.0
HIGGINS	2	0	1	1	0	0	0	0	5	0.0
RICHARDSON	2	0	1	1	0	4	0	0	2	0.0

GOALTENDING

COLUMBUS	GP	MIN	GA	AVG	SO	W	L	OTL	SA	SV%
MCELHINNEY	1	60	1	1.00	0	1	0	0	38	.974
BOBROVSKY	1	60	6	6.00	0	0	1	0	35	.829

VANCOUVER	GP	MIN	GA	AVG	SO	W	L	OTL	SA	SV%
LUONGO	1	60	2	2.00	0	1	0	0	16	.875
LACK	1	59	2	2.05	0	0	1	0	28	.929

COLUMBUS VS. VANCOUVER ALL-TIME

SEASON	W-L-T/O	HOME	AWAY	GF-GA	SF-SA	PP	PK	PIM
2000-01	0-3-1-0	0-1-1-0	0-2-0-0	8-15	114-116	1-of-19	8-of-12	45-47
2001-02	0-3-0-1	0-2-0-0	0-1-0-1	7-15	98-136	1-of-19	13-of-17	70-64
2002-03	2-1-1-0	1-0-1-0	1-1-0-0	14-17	114-133	7-of-26	17-of-22	89-98
2003-04	2-2-0-0	1-1-0-0	1-1-0-0	11-16	100-112	2-of-18	13-of-14	61-71
2005-06	1-3-0	1-1-0	0-2-0	15-20	124-130	8-of-30	17-of-28	84-80
2006-07	2-1-1	1-0-1	1-1-0	7-8	94-147	4-of-21	14-of-18	49-53
2007-08	2-2-0	1-1-0	1-1-0	7-10	116-90	3-of-25	15-of-17	70-86
2008-09	3-1-0	2-0-0	1-1-0	13-12	109-117	3-of-19	12-of-17	90-84
2009-10	1-2-1	0-1-1	1-1-0	14-18	121-133	1-of-16	12-of-15	34-38
2010-11	0-2-2	0-2-0	0-0-2	7-15	128-110	1-of-13	13-of-17	40-32
2011-12	1-3-0	1-1-0	0-2-0	7-12	139-129	1-of-13	10-of-13	30-30
2012-13	1-0-2	1-0-1	0-0-1	3-2	71-107	0-of-7	6-of-6	12-14
2013-14	1-1-0	1-0-0	0-1-0	5-7	45-73	0-of-10	6-of-7	23-29
TOTAL	16-24-2-7	10-10-2-3	6-14-0-4	118-167	1373-1533	32-of-236	156-of-203	697-726

OVERALL

Current Streak:	0-1-0 since 11/22/13
Last Win:	10/20/13, 3-1 at CBJ
Last Regulation Loss:	11/22/13, 2-6 at VAN
Most Lopsided Win:	2, 3x 10/20/13 (3-1)
Most Lopsided Loss:	5, 2x 11/19/00 & 2/23/03
Last Tie:	2/5/03, 4-4 at CBJ
Last OT Game:	3/26/13, 0-1 SOL at VAN
OT Record (W-L-T):	6-7-2
Most Goals Scored:	6, 2x
Most Goals Allowed:	7, 4x
Most Goals, Both Teams:	11, 3x
Longest Win Streak:	5, 1/15/08 - 1/18/09
Longest Pts. Streak:	5, 1/15/08 - 1/18/09 (5-0-0-0)
Longest Pointless Streak:	3, 3x, 3/27/11 - 11/29/11 most recent
Longest Winless Streak:	9, 1/5/10 - 11/29/11 (0-6-0-3)

AT CBJ

Current Streak:	3-0-1 since 12/13/11
Last Win:	10/20/13, 3-1
Last Regulation Loss:	10/10/11, 2-3
Most Lopsided Win:	2, 2x, 10/20/13 (3-1)
Most Lopsided Loss:	5, 11/19/00 (1-6)
Last Tie:	2/5/03, 4-4
Last OT Game:	3/7/13, 2-1 OTW
OT Record (W-L-T):	3-3-2
Most Goals Scored:	6, 1/24/06 (6-5 W)
Most Goals Allowed:	7, 12/23/10 (3-7 L)
Most Goals, Both Teams:	11, 1/24/06 (6-5 W)
Longest Win Streak:	3, 1/15/08 - 12/1/08
Longest Pts. Streak:	4, current (3-0-1)
Longest Pointless Streak:	3, 12/23/10 - 10/10/11
Longest Winless Streak:	5, 2x, 2/12/10 - 10/10/11 most recent (0-4-1)

AT VAN

Current Streak:	0-4-3 since 1/5/10
Last Win:	10/5/09, 5-3
Last Regulation Loss:	11/22/13, 2-6
Most Lopsided Win:	2, 10/5/09 (5-3)
Most Lopsided Loss:	5, 2/23/03 (2-7)
Last Tie:	None
Last OT Game:	3/26/13, 0-1 SOL
OT Record (W-L-T):	3-4-0
Most Goals Scored:	6, 1/18/09 (6-5 SOW)
Most Goals Allowed:	7, 3x (1/5/10 most recent, 3-7 L)
Most Goals, Both Teams:	11, 2x (1/18/09 most recent, 6-5 SOW)
Longest Win Streak:	2, 2/29/08 - 1/18/09
Longest Pts. Streak:	2, 3x, 12/15/10 - 3/1/11 most recent (0-0-2)
Longest Pointless Streak:	3, 2x, 11/4/05 - 11/28/06 most recent
Longest Winless Streak:	7, current (0-4-3)

ALL-TIME RESULTS

2000-01	(0-3-1-0)	2001-02	(0-3-0-1)	2002-03	(2-1-1-0)	2003-04	(2-2-0-0)	2005-06	(1-3-0)	2006-07	(2-1-1)
11/19	VAN 6, at CBJ 1	10/30	at VAN 3, CBJ 1	1/10	CBJ 3, at VAN 2	10/13	at CBJ 3, VAN 2	11/4	at VAN 5, CBJ 3	10/6	VAN 3, at CBJ 2 OT
12/16	at VAN 4, CBJ 3	11/6	VAN 3, at CBJ 2	2/5	at CBJ 4, VAN 4 OT	10/28	at VAN 6, CBJ 3	1/24	at CBJ 6, VAN 5	11/28	at VAN 1, CBJ 0
1/6	at VAN 4, CBJ 3	3/14	VAN 5, at CBJ 1	2/23	at VAN 7, CBJ 2	3/6	VAN 4, at CBJ 0	2/6	at VAN 7, CBJ 4	12/22	at CBJ 3, VAN 2
3/21	at CBJ 1, VAN 1 OT	3/28	at VAN 4, CBJ 3 OT	3/6	at CBJ 5, VAN 4 OT	3/21	CBJ 5, at VAN 4	3/17	VAN 3, at CBJ 2	1/30	CBJ 3, at VAN 2 SO
2007-08	(2-2-0)	2008-09	(3-1-0)	2009-10	(1-2-1)	2010-11	(0-2-2)	2011-12	(1-3-0)	2012-13	(1-0-2)
10/21	VAN 4, at CBJ 1	10/21	at CBJ 4, VAN 2	10/5	CBJ 5, at VAN 3	12/15	at VAN 3, CBJ 2 OT	10/10	VAN 3, at CBJ 2	3/7	at CBJ 2, VAN 1 OT
11/29	at VAN 2, CBJ 0	12/1	at CBJ 3, VAN 2	1/5	at VAN 7, CBJ 3	12/23	VAN 7, at CBJ 3	11/29	at VAN 4, CBJ 1	3/12	VAN 2, at CBJ 1 SO
1/15	at CBJ 3, VAN 2	1/18	CBJ 6, at VAN 5 SO	2/12	VAN 4, at CBJ 3	3/1	at VAN 2, CBJ 1 SO	12/13	at CBJ 2, VAN 1 SO	3/26	at VAN 1, CBJ 0 SO
2/29	CBJ 3, at VAN 2 OT	3/1	at VAN 3, CBJ 1	3/2	VAN 4, at CBJ 3 OT	3/27	VAN 4, at CBJ 1	3/17	at VAN 4, CBJ 3		
2013-14	(1-1-0)										
10/20	at CBJ 3, VAN 1										
11/22	at VAN 6, CBJ 2										

SHUTOUTS

CBJ	1	3/26/13, Bobrovsky 34 saves (0-1 SOL at VAN)
VAN	4	3/6/04, Hedberg 32 saves (0-4 at CBJ); 11/28/06, Luongo 24 saves (0-1 at VAN); 11/29/07, Luongo 26 saves (0-2 at VAN); 3/26/13, Schneider 17 saves (0-1 SOL at VAN)

HAT TRICKS

CBJ	0	None
VAN	2	1/5/10, Burrows against Mason (2) and Garon (1) (3-7 L at VAN); 12/15/10, Kesler against Garon (3) (2-3 L at VAN)


PENALTY SHOTS

CBJ	3	3/14/02, Sillinger unsuccessful against Cloutier (1-5 L at CBJ); 2/6/06, Nash unsuccessful against Auld (4-7 L at VAN); 10/10/11, Mayorov unsuccessful against Schneider (2-3 L at CBJ)
VAN	0	None




WASHINGTON CAPITALS

Verizon Center / 601 F Street NW / Washington, DC 20004
capitals.nhl.com / p: 202.266.2200 / f: 202.266.2360



BARRY TROTZ



ALEX OVECHKIN

DIRECTORY

First Season: 1974-75
Home Ice: Verizon Center
Capacity: 18,506 (opened in 1997)
Playoff Appearances: 24 (most recent, 2012-13)
Stanley Cup Titles: None
Majority Owner, Chairman and CEO: Ted Leonsis
Sr. VP and General Manager: Brian MacLellan
Head Coach: Barry Trotz
Assistant Coaches:
Blaine Forsythe, Lane Lambert, Todd Reirden
Public Relations Contact:
Sergey Kocharov, 202.266.2356
Public Relations Fax: 202.266.2360
Press Box Phone: 202.628.3200 x7600

2013-14 SEASON

Record: 38-30-14, 90 pts.
Home: 21-13-7, 49 pts.
Away: 17-17-7, 41 pts.
Playoffs: Did not qualify

LEADERS

Points: Alex Ovechkin & Nicklas Backstrom, 79
Goals: Alex Ovechkin, 51
Assists: Nicklas Backstrom, 61
+/-: Joel Ward & Steve Oleksy, 7
PIM: Tom Wilson, 151
Def. Points: Mike Green, 38
Goaltending: Braden Holtby,
23-15-4, 2.85 GAA, .915 SV%, 4 SO

2013-14 RESULTS (2-1-1)

DATE	RESULT	ATTN	W/L GOALTENDERS	GW GOAL
Oct. 19, 2013	at WSH 4, CBJ 1	18,506	Braden Holtby / Sergei Bobrovsky	Brooks Laich
Nov. 12, 2013	at WSH 4, CBJ 3 (OT)	18,506	Braden Holtby / Sergei Bobrovsky	Alex Ovechkin
Jan. 17, 2014	at CBJ 5, WSH 1	14,121	Sergei Bobrovsky / Philipp Grubauer	Cam Atkinson
Jan. 30, 2014	at CBJ 5, WSH 2	16,047	Sergei Bobrovsky / Braden Holtby	Brandon Dubinsky

GOALS BY PERIOD	1ST	2ND	3RD	OT	TOTAL	SHOTS BY PERIOD	1ST	2ND	3RD	OT	TOTAL
Columbus	4	4	6	0	14	Columbus	41	50	37	2	130
Washington	0	5	5	1	11	Washington	40	36	54	2	132

POWER PLAY	GOALS	ATTEMPTS	PCT	PENALTY KILLING	KILLS	ATTEMPTS	PCT
Columbus	2	17	11.8	Columbus	16	18	88.9
Washington	2	18	11.1	Washington	15	17	88.2

COLUMBUS	GP	G	A	TP	+/-	PM	PP	SH	S	PCT
ATKINSON	4	4	1	5	4	0	0	0	19	21.1
DUBINSKY	4	2	3	5	3	13	0	1	9	22.2
JOHANSEN	4	3	1	4	1	0	0	0	14	21.4
JOHNSON	4	0	3	3	3	0	0	0	5	0.0
LETESTU	4	1	1	2	-1	0	1	0	6	16.7
WISNIEWSKI	4	1	1	2	-2	2	1	0	12	8.3
MURRAY	4	0	2	2	1	4	0	0	2	0.0
UMBERGER	4	0	2	2	-1	0	0	0	12	0.0
TYUTIN	3	0	2	2	4	2	0	0	2	0.0
CALVERT	2	0	2	2	2	9	0	0	7	0.0

WASHINGTON	GP	G	A	TP	+/-	PM	PP	SH	S	PCT
ERAT	4	0	5	5	2	0	0	0	3	0.0
CARLSON	4	2	2	4	0	4	0	0	12	16.7
WARD	4	3	0	3	0	2	1	2	10	30.0
OVECHKIN	4	2	0	2	-9	4	1	0	19	10.5
BROUWER	4	1	1	2	2	9	0	0	10	10.0
LAICH	4	1	1	2	0	2	0	0	5	20.0
GRABOVSKI	3	1	1	2	-1	0	0	0	5	20.0
GREEN	4	0	2	2	-3	4	0	0	7	0.0
JOHANSSON	4	0	2	2	-4	2	0	0	10	0.0
FEHR	3	1	0	1	0	0	0	0	7	14.3

GOALTENDING

COLUMBUS	GP	MIN	GA	AVG	SO	W	L	OTL	SA	SV%
BOBROVSKY	4	241	11	2.74	0	2	1	1	132	.917

WASHINGTON	GP	MIN	GA	AVG	SO	W	L	OTL	SA	SV%
HOLTBY	4	219	11	3.01	0	2	1	0	116	.905
GRUBAUER	1	22	3	8.30	0	0	1	0	14	.786

COLUMBUS VS. WASHINGTON ALL-TIME

SEASON	W-L-T/O	HOME	AWAY	GF-GA	SF-SA	PP	PK	PIM
2000-01	1-0-0-0	1-0-0-0	0-0-0-0	3-1	19-33	1-of-9	6-of-7	34-36
2001-02	0-2-0-0	0-1-0-0	0-1-0-0	5-11	51-66	1-of-9	4-of-5	10-16
2002-03	0-0-1-1	0-0-0-1	0-0-1-0	5-6	57-69	3-of-14	5-of-7	27-39
2003-04	0-1-0-0	0-1-0-0	0-0-0-0	3-5	28-24	1-of-4	1-of-2	4-8
2005-06	0-1-0	0-0-0	0-1-0	2-3	37-19	0-of-9	6-of-8	18-18
2006-07	DID NOT PLAY							
2007-08	0-0-1	0-0-1	0-0-0	3-4	31-37	0-of-4	3-of-3	6-8
2008-09	2-0-0	1-0-0	1-0-0	6-0	54-71	2-of-10	11-of-11	20-20
2009-10	1-1-0	0-1-0	1-0-0	7-7	68-63	2-of-9	9-of-11	34-20
2010-11	0-0-1	0-0-0	0-0-1	3-4	23-33	0-of-2	1-of-1	7-9
2011-12	0-1-0	0-1-0	0-0-0	2-4	37-26	0-of-1	0-of-1	6-6
2012-13	DID NOT PLAY							
2013-14	2-1-1	2-0-0	0-1-1	14-11	130-132	2-of-17	16-of-18	68-56
TOTAL	6-7-1-4	4-4-0-2	2-3-1-2	53-56	535-573	12-of-88	62-of-74	234-236

	OVERALL	AT CBJ	AT WSH
Current Streak:	2-0-1 since 11/12/13	2-0-0 since 1/17/14	0-1-2 since 3/31/11
Last Win:	1/30/14, 5-2 at CBJ	1/30/14, 5-2	11/1/09, 5-4 OT
Last Regulation Loss:	10/19/13, 1-4 at WSH	12/31/11, 2-4	10/19/13, 1-4
Most Lopsided Win:	4, 1/17/14, 5-1 at CBJ	4, 1/17/14, 5-1	3, 1/9/09 (3-0)
Most Lopsided Loss:	3, 3x (10/19/13 most recent 1-4 at WSH)	3, 3/23/02 (2-5)	3, 2x (10/19/13 most recent, 1-4)
Last Tie:	1/3/03, 2-2 at WSH	None	1/3/03, 2-2
Last OT Game:	11/12/13, 3-4 OTL at WSH	2/5/08, 3-4 OTL	11/12/13, 3-4 OTL
OT Record (W-L-T):	1-4-1	0-2-0	1-2-1
Most Goals Scored:	5, 3x, 1/30/14 - most recent (5-2 W)	5, 2x, 1/30/14 - most recent (5-2 W)	5, 11/1/09 (5-4 OTW)
Most Goals Allowed:	6, 1/9/02 (3-6 L at WSH)	5, 2x (11/29/03 most recent, 3-5 L)	6, 1/9/02 (3-6 L)
Most Goals, Both Teams:	9, 2x (11/1/09 - most recent)	8, 11/29/03 (3-5 L)	9, 2x (11/1/09 most recent, 5-4 OTW)
Longest Win Streak:	3, 11/29/08 - 11/1/09	2, 1/17/14 - current	2, 1/9/09 - 11/1/09
Longest Pts. Streak:	4, 2/5/08 - 11/1/09 (3-0-0-1)	2, 2x, 1/17/14 - current (2-0-0-0)	3, 1/9/09 - 3/31/11 (2-0-0-1)
Longest Pointless Streak:	2, 3x, 12/31/11 - 10/19/13 most recent	2, 4/3/10 - 12/31/11	1, 3x, 10/19/13, most recent
Longest Winless Streak:	7, 1/9/02 - 2/5/08 (0-4-1-2)	4, 3/23/02 - 2/5/08 (0-2-0-2)	3, 2x, 3/31/11 - current (0-1-0-2)

ALL-TIME RESULTS

2000-01 (1-0-0-0)	2001-02 (0-2-0-0)	2002-03 (0-0-1-1)	2003-04 (0-1-0-0)	2005-06 (0-1-0)	2006-07 (0-0-0)
10/27 at CBJ 3, WSH 1	1/9 at WSH 6, CBJ 3 3/23 WSH 5, at CBJ 2	11/5 WSH 4, at CBJ 3 OT 1/3 CBJ 2, at WSH 2 OT	11/29 WSH 5, at CBJ 3	10/5 at WSH 3, CBJ 2	DID NOT PLAY
2007-08 (0-0-1)	2008-09 (2-0-0)	2009-10 (1-1-0)	2010-11 (0-0-1)	2011-12 (0-1-0)	2012-13 (0-0-0)
2/5 WSH 4, at CBJ 3 OT	11/29 at CBJ 3, WSH 0 1/9 CBJ 3, at WSH 0	11/1 CBJ 5, at WSH 4 OT 4/3 WSH 3, at CBJ 2	3/31 at WSH 4, CBJ 3 OT	12/31 WSH 4, at CBJ 2	DID NOT PLAY
2013-14 (2-1-1)					
10/19 at WSH 4, CBJ 1					
11/12 at WSH 4, CBJ 3 OT					
1/17 at CBJ 5, WSH 1					
1/30 at CBJ 5, WSH 2					

SHUTOUTS

CBJ	2	11/29/08, Mason 26 saves (3-0 at CBJ); 1/9/09, Mason 45 saves (3-0 at WSH)
WSH	0	None

HAT TRICKS

CBJ	0	None
WSH	1	11/29/03, Bondra against Denis (2) and Brathwaite (1) (3-5 L at CBJ)

PENALTY SHOTS

CBJ	0	None
WSH	0	None



WINNIPEG JETS

MTS Centre / 300 Portage Ave. / Winnipeg, MB R3C 5S4
jets.nhl.com / p: 204.987.7825 / f: 204.926.5555



PAUL MAURICE



BLAKE WHEELER

DIRECTORY

First Season: 1999-2000
(Relocated from Atlanta in 2011)
Home Ice: MTS Centre
Capacity: 15,004 (opened in 2004)
Playoff Appearances: 1 (2006-07)
Stanley Cup Titles: None
Executive VP & General Manager: Kevin Cheveldayoff
Head Coach: Paul Maurice
Assistant Coaches:
Charlie Huddy, Pascal Vincent
Public Relations Contact:
Scott Brown, 204.926.5570
Public Relations Fax: 204.926.5555
Press Box Phone: 204.926.5577

2013-14 SEASON

Record: 37-35-10, 84 pts.
Home: 18-17-6, 42 pts.
Away: 19-18-4, 42 pts.
Playoffs: Did not qualify

LEADERS

Points: Blake Wheeler, 69
Goals: Blake Wheeler, 28
Assists: Blake Wheeler & Bryan Little, 41
+/-: Mark Stuart, 11
PIM: Mark Stuart, 101
Def. Points: Dustin Byfuglien, 56
Goaltending: Ondrej Pavelec, 22-26-7, 3.01 GAA, .901 SV%, 1 SO

2013-14 RESULTS (1-1-0)

DATE	RESULT	ATTN	W/L GOALTENDERS	GWG GOAL
Dec. 16, 2013	WPG 3 at CBJ 2	11,448	Al Montoya / Mike McKenna	Evander Kane
Jan. 11, 2014	CBJ 6 at WPG 3	15,004	Curtis McElhinney / Ondrej Pavelec	Boone Jenner

GOALS BY PERIOD	1ST	2ND	3RD	OT	TOTAL	SHOTS BY PERIOD	1ST	2ND	3RD	OT	TOTAL
Columbus	0	4	4	0	8	Columbus	11	23	16	0	50
Winnipeg	1	2	3	0	6	Winnipeg	14	28	21	0	63

POWER PLAY	GOALS	ATTEMPTS	PCT	PENALTY KILLING	KILLS	ATTEMPTS	PCT
Columbus	0	6	0.0	Columbus	7	9	77.8
Winnipeg	2	9	22.2	Winnipeg	6	6	100.0

COLUMBUS	GP	G	A	TP	+/-	PM	PP	SH	S	PCT
LETESTU	2	2	1	3	3	2	0	1	2	100.0
JENNER	2	2	0	2	1	0	0	0	4	50.0
FOLIGNO	2	1	1	2	1	5	0	0	4	25.0
TYUTIN	2	1	1	2	4	2	0	0	4	25.0
JOHANSEN	2	0	2	2	1	0	0	0	4	0.0
MACKENZIE	2	0	2	2	2	0	0	0	1	0.0
WISNIEWSKI	1	0	2	2	2	4	0	0	3	0.0
ATKINSON	2	1	0	1	-1	6	0	0	5	20.0
UMBERGER	2	1	0	1	2	2	0	0	4	25.0
ANISIMOV	2	0	1	1	0	0	0	0	3	0.0

WINNIPEG	GP	G	A	TP	+/-	PM	PP	SH	S	PCT
LITTLE	2	2	1	3	-3	2	2	0	6	33.3
KANE	1	1	1	2	2	0	0	0	6	16.7
BYFUGLIEN	2	0	2	2	-2	0	0	0	8	0.0
LADD	2	0	2	2	-2	4	0	0	4	0.0
ENSTROM	2	1	0	1	-1	0	0	0	5	20.0
SCHEIFELE	2	1	0	1	2	2	0	0	4	25.0
O'DELL	1	1	0	1	1	0	0	0	1	100.0
FROLIK	2	0	1	1	2	2	0	0	4	0.0
PARDY	2	0	1	1	1	7	0	0	3	0.0
STUART	2	0	1	1	-1	0	0	0	0	0.0

GOALTENDING

COLUMBUS	GP	MIN	GA	AVG	SO	W	L	OTL	SA	SV%
MCELHINNEY	1	60	3	3.00	0	1	0	0	31	.903
MCKENNA	1	59	3	3.07	0	0	1	0	32	.906

WINNIPEG	GP	MIN	GA	AVG	SO	W	L	OTL	SA	SV%
MONTOYA	1	60	2	2.00	0	1	0	0	24	.917
PAVELEC	1	60	6	.769	0	0	1	0	26	.769

COLUMBUS VS. WINNIPEG ALL-TIME

SEASON	W-L-T/O	HOME	AWAY	GF-GA	SF-SA	PP	PK	PIM
2000-01	1-1-0-0	0-1-0-0	1-0-0-0	4-2	56-60	1-of-8	10-of-10	32-41
2001-02	1-0-0-0	1-0-0-0	0-0-0-0	5-4	31-31	3-of-4	3-of-3	11-13
2002-03	0-2-0-0	0-1-0-0	0-1-0-0	4-6	67-57	1-of-10	10-of-11	32-40
2003-04	1-1-0-0	1-0-0-0	0-1-0-0	5-4	50-41	0-of-12	11-of-13	52-50
2005-06	0-1-0	0-0-0	0-1-0	2-5	28-31	1-of-5	5-of-6	31-19
2006-07	DID NOT PLAY							
2007-08	1-0-0	1-0-0	0-0-0	2-0	28-21	1-of-4	2-of-2	9-13
2008-09	1-0-0	0-0-0	1-0-0	2-0	31-15	0-of-3	2-of-2	11-13
2009-10	2-0-0	1-0-0	1-0-0	6-4	42-64	1-of-6	8-of-10	22-14
2010-11	1-0-0	0-0-0	1-0-0	3-0	42-25	0-of-1	2-of-2	4-2
2011-12	1-0-0	1-0-0	0-0-0	2-1	27-36	0-of-4	5-of-5	15-13
2012-13	DID NOT PLAY							
2013-14	1-1-0	0-1-0	1-0-0	8-6	50-63	0-of-6	7-of-9	50-4
TOTAL	10-6-0-0	5-3-0-0	5-3-0-0	43-32	452-444	8-of-63	65-of-73	269-222

	OVERALL	AT CBJ	AT WPG/ATL
Current Streak:	1-0-0 since 1/11/14	0-1-0 since 12/16/13	4-0-0 since 11/22/08
Last Win:	1/11/14, 6-3 at WPG	11/12/11, 2-1	1/11/14, 6-3
Last Regulation Loss:	12/16/13, 2-3 at CBJ	12/16/13, 2-3	12/9/05, 2-5
Most Lopsided Win:	3, 3x, 1/11/14 - must recent	2, 2x (12/26/07 most recent, 2-0)	3, 3x (1/11/14 most recent, 6-3)
Most Lopsided Loss:	3, 12/9/05 (2-5 at ATL)	1, 3x (12/16/13 most recent, 2-3)	3, 12/9/05 (2-5)
Last Tie:	None	None	None
Last OT Game:	4/12/02, 5-4 OTW at CBJ	4/12/02, 5-4 OTW	None
OT Record (W-L-T):	1-0-0	1-0-0	0-0-0
Most Goals Scored:	6, 1/11/14 at WPG (6-3 W)	5, 4/12/02 (5-4 OTW)	6, 1/11/14 (6-3 W)
Most Goals Allowed:	5, 12/9/05 (2-5 L at ATL)	4, 4/12/02 (5-4 OTW)	5, 12/9/05 (2-5 L)
Most Goals, Both Teams:	9, 2x	9, 4/12/02 (5-4 OTW)	9, 1/11/14 (6-3 W)
Longest Win Streak:	6, 12/26/07 - 11/12/11	4, 11/7/03 - 11/12/11	4, 11/22/08 - current
Longest Pts. Streak:	6, 12/26/07 - 11/12/11 (6-0-0-0)	4, 11/7/03 - 11/12/11 (4-0-0-0)	4, 11/22/08 - current (4-0-0-0)
Longest Pointless Streak:	3, 3/17/03 - 10/9/03	1, 3x, 12/16/13, most recent	3, 3/17/03 - 12/9/05
Longest Winless Streak:	3, 3/17/03 - 10/9/03 (0-3-0-0)	1, 3x, current, most recent (0-1-0-0)	3, 3/17/03 - 12/9/05 (0-3-0-0)

ALL-TIME RESULTS

2000-01	(1-1-0-0)	2001-02	(1-0-0-0)	2002-03	(0-2-0-0)	2003-04	(1-1-0-0)	2005-06	(0-1-0)	2006-07	(0-0-0)
12/2	ATL 2, at CBJ 1	4/12	at CBJ 5, ATL 4 OT	3/17	at ATL 3, CBJ 2	10/9	at ATL 2, CBJ 1	12/9	at ATL 5, CBJ 2	DID NOT PLAY	
3/16	CBJ 3, at ATL 0			3/22	ATL 3, at CBJ 2	11/7	at CBJ 4, ATL 2				
2007-08	(1-0-0)	2008-09	(1-0-0)	2009-10	(2-0-0)	2010-11	(1-0-0)	2011-12	(1-0-0)	2012-13	(0-0-0)
12/26	at CBJ 2, ATL 0	11/22	CBJ 2, at ATL 0	11/5	CBJ 4, at ATL 3	11/4	CBJ 3, at ATL 0	11/12	at CBJ 2, WPG 1	DID NOT PLAY	
				3/11	at CBJ 2, ATL 1						
2013-14	(1-1-0)										
12/16	WPG 3, at CBJ 2										
1/11	CBJ 6, at WPG 3										

SHUTOUTS

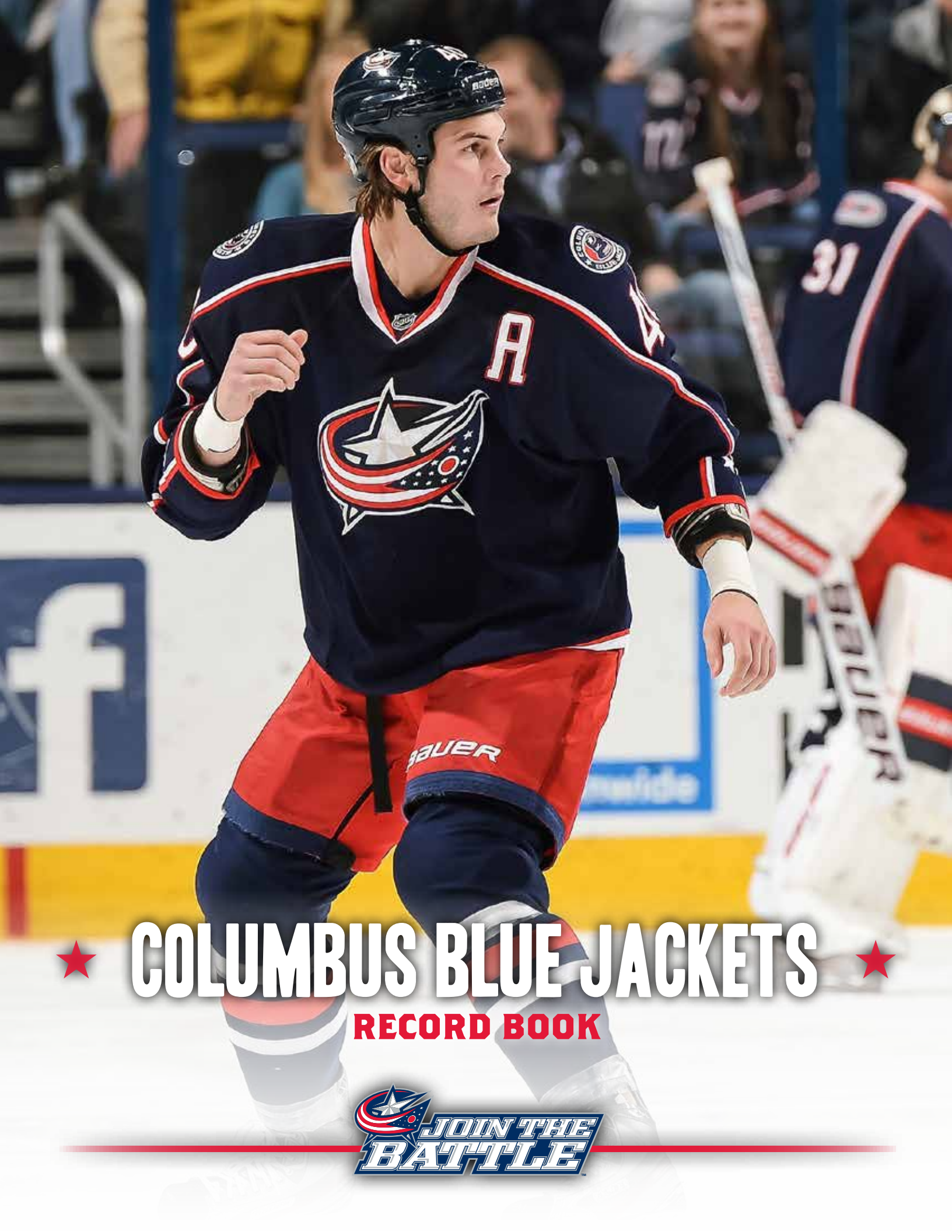
CBJ	4	3/16/01, Tugnut 34 saves (3-0 at ATL); 12/26/07, Leclaire 21 saves (2-0 at CBJ); 11/22/08, Mason 15 saves (2-0 at ATL); 11/4/10, Garon 25 saves (3-0 at ATL)
WPG	0	None

HAT TRICKS

CBJ	2	3/16/01, Wright against Maracle (2) and 1 EN (3-0 W at ATL); 11/7/03, Vyborny against Dafoe (2) and 1 EN (4-2 W at CBJ)
WPG	1	12/9/05, Petrovicky against Leclaire (2) and 1 EN (2-5 L at ATL)

PENALTY SHOTS

CBJ	1	1/11/14, Jenner goal against Pavelec (6-3 W at WPG)
WPG	1	4/12/02, Hrkac goal against Denis (5-4 OTW at CBJ)



★ **COLUMBUS BLUE JACKETS** ★
RECORD BOOK



TEAM TOTALS

Games Played:	1,032	Goals:	2,528	Shorthanded Goals:	86	Shootout Wins, Home:	19
Wins:	409	Goals, Home:	1,359	Overtime Games:	226	Shootout Wins, Road:	24
Wins, Home:	246	Goals, Road:	1,169	Overtime Wins:	93	Shootout Losses:	52
Wins, Road:	163	Goals Against:	3,027	Overtime Wins, Home:	47	Shootout Losses, Home:	26
Losses:	490	Goals Against, Home:	1,398	Overtime Wins, Road:	46	Shootout Losses, Road:	26
Losses, Home:	201	Goals Against, Road:	1,629	Overtime Losses:	48	Shutouts For:	71
Losses, Road:	289	Assists:	4,284	Overtime Losses, Home:	25	Shutouts Against:	95
Ties:	33	Scoring Points:	6,792	Overtime Losses, Road:	23		
Ties, Home:	18	Penalty Minutes:	15,252	Shootout Games:	95		
Ties, Road:	15	Power Play Goals:	681	Shootout Wins:	43		

TEAM TOTALS BY SEASON

GOALS SCORED

2000-01	190	2.32 avg.	26th
2001-02	164	2.00 avg.	30th
2002-03	213	2.60 avg.	16th
2003-04	177	2.16 avg.	29th
2005-06	215	2.62 avg.	28th
2006-07	196	2.39 avg.	28th
2007-08	190	2.32 avg.	29th
2008-09	220	2.68 avg.	21st
2009-10	214	2.61 avg.	20th-T
2010-11	210	2.56 avg.	24th
2011-12	198	2.42 avg.	26th
2012-13	115	2.40 avg.	25th
2013-14	226	2.76 avg.	12th

SHOTS

2000-01	2,082	25.4 avg.	27th
2001-02	2,046	25.0 avg.	27th
2002-03	2,143	26.1 avg.	27th
2003-04	2,280	27.8 avg.	18th
2005-06	2,250	27.4 avg.	29th
2006-07	2,273	27.7 avg.	25th
2007-08	2,378	29.0 avg.	14th
2008-09	2,370	28.9 avg.	20th-T
2009-10	2,338	28.5 avg.	26th
2010-11	2,506	30.6 avg.	14th
2011-12	2,454	29.9 avg.	14th
2012-13	1,283	26.7 avg.	27th
2013-14	2,431	29.6 avg.	19th

SHUTOUTS

2000-01	4
2001-02	3
2002-03	5
2003-04	5
2005-06	1
2006-07	4
2007-08	11
2008-09	11
2009-10	7
2010-11	6
2011-12	2
2012-13	4
2013-14	8

GOALS AGAINST

2000-01	233	2.84 avg.	19th
2001-02	255	3.11 avg.	28th
2002-03	263	3.21 avg.	29th
2003-04	238	2.90 avg.	24th
2005-06	276	3.37 avg.	26th
2006-07	244	2.98 avg.	16th
2007-08	210	2.56 avg.	8th
2008-09	223	2.72 avg.	9th-T
2009-10	249	3.04 avg.	24th
2010-11	250	3.05 avg.	26th
2011-12	257	3.13 avg.	28th
2012-13	115	2.40 avg.	9th-T
2013-14	214	2.61 avg.	13th

SHOTS AGAINST

2000-01	2,475	30.2 avg.	26th
2001-02	2,469	30.1 avg.	25th
2002-03	2,641	32.2 avg.	28th
2003-04	2,623	32.0 avg.	28th
2005-06	2,762	33.7 avg.	28th
2006-07	2,345	28.6 avg.	10th
2007-08	2,247	27.4 avg.	6th-T
2008-09	2,281	27.8 avg.	3rd
2009-10	2,514	30.7 avg.	17th
2010-11	2,447	29.8 avg.	11th
2011-12	2,537	30.9 avg.	25th
2012-13	1,436	29.9 avg.	19th
2013-14	2,524	30.8 avg.	20th

SHUTOUTS AGAINST

2000-01	7
2001-02	11
2002-03	9
2003-04	11
2005-06	5
2006-07	16
2007-08	6
2008-09	6
2009-10	4
2010-11	6
2011-12	5
2012-13	5
2013-14	4

FACE-OFF PERCENTAGE

2000-01	50.5	12th
2001-02	50.0	16th
2002-03	48.6	23rd
2003-04	47.8	25th
2005-06	49.4	20th
2006-07	50.2	14th
2007-08	52.3	2nd-T
2008-09	51.2	11th-T
2009-10	51.0	9th
2010-11	51.2	8th-T
2011-12	50.9	9th
2012-13	52.0	4th-T
2013-14	51.6	8th-T

PENALTY MINUTES

2000-01	1,234	15.0 avg.	15th
2001-02	1,198	14.6 avg.	11th
2002-03	1,505	18.4 avg.	29th
2003-04	1,209	14.7 avg.	13th-T
2005-06	1,416	17.3 avg.	19th
2006-07	1,357	16.5 avg.	28th
2007-08	1,325	16.2 avg.	25th
2008-09	1,227	15.0 avg.	21st
2009-10	1,086	13.2 avg.	18th
2010-11	1,127	13.6 avg.	22nd-T
2011-12	1,053	12.6 avg.	23rd-T
2012-13	615	12.6 avg.	23rd
2013-14	918	11.1 avg.	20th

ALL-TIME STATISTICS

RECORD BY SEASON

YEAR	HOME						ROAD						OVERALL						FINISH
	GP	W	L	T	OTL	PTS	GP	W	L	T	OTL	PTS	GP	W	L	T	OTL	PTS	
2000-01	41	19	15	4	3	45	41	9	24	5	3	26	82	28	39	9	6	71	4th-T Central/13th Western
2001-02	41	14	18	5	4	37	41	8	29	3	1	20	82	22	47	8	5	57	5th Central/15th Western
2002-03	41	20	14	5	2	47	41	9	28	3	1	22	82	29	42	8	3	69	5th Central/15th Western
2003-04	41	17	18	4	2	40	41	8	27	4	2	22	82	25	45	8	4	62	4th Central/14th Western
2005-06	41	23	18	...	0	46	41	12	25	...	4	28	82	35	43	...	4	74	3rd Central/13th Western
2006-07	41	18	19	...	4	40	41	15	23	...	3	33	82	33	42	...	7	73	4th Central/11th Western
2007-08	41	20	14	...	7	47	41	14	22	...	5	33	82	34	36	...	12	80	4th Central/13th Western
2008-09	41	25	13	...	3	53	41	16	18	...	7	39	82	41	31	...	10	92	4th Central/7th Western
2009-10	41	20	12	...	9	49	41	12	23	...	6	30	82	32	35	...	15	79	5th Central/14th Western
2010-11	41	17	19	...	5	39	41	17	16	...	8	42	82	34	35	...	13	81	5th Central/13th Western
2011-12	41	17	21	...	3	37	41	12	25	...	4	28	82	29	46	...	7	65	5th Central/15th Western
2012-13	24	14	5	...	5	33	24	10	12	...	2	22	48	24	17	...	7	55	4th Central/9th Western
2013-14	41	22	15	...	4	48	41	21	17	...	3	45	82	43	32	...	7	93	4th Metropolitan/7th Eastern

ATTENDANCE

YEAR	GP	TOTAL ATTENDANCE	AVERAGE	CAPACITY	% OF CAPACITY	SELLOUTS
2000-01	41	715,513	17,452	18,136	96.2 pct.	26
2001-02	41	743,576	18,136	18,136	100 pct.	41
2002-03	41	727,522	17,744	18,136	97.8 pct.	23
2003-04	41	712,415	17,376	18,136	95.8 pct.	16
2005-06	41	688,655	16,796	18,136	92.6 pct.	9
2006-07	41	672,443	16,401	18,136	90.4 pct.	5
2007-08	41	592,824	14,459	18,144	79.7 pct.	2
2008-09	41	637,334	15,545	18,144	85.7 pct.	7
2009-10	41	632,086	15,417	18,144	85.0 pct.	7
2010-11	40	546,350	13,659	18,144	75.3 pct.	6
2011-12	41	601,071	14,660	18,144	80.8 pct.	4
2012-13	24	349,558	14,564	18,144	80.3 pct.	3
2013-14	41	602,619	14,698	18,144	81.0 pct.	6

SPECIAL TEAMS BY SEASON

POWER PLAY					ROAD					OVERALL				
YEAR	HOME				G	ATT	PCT	RANK		G	ATT	PCT	RANK	
	G	ATT	PCT	RANK										
2000-01	37	219	16.9	20th	19	162	11.7	26th		56	381	14.7	22nd	
2001-02	29	188	15.4	20th	21	168	12.5	26th		50	356	14.0	25th	
2002-03	41	216	19.0	7th	30	194	15.5	15th		71	410	17.3	12th	
2003-04	38	227	16.7	17th	20	174	11.5	27th		58	401	14.5	24th	
2005-06	34	236	14.4	30th	30	215	14.0	27th		64	451	14.2	28th	
2006-07	41	224	18.3	16th	24	214	11.2	29th		65	438	14.8	26th	
2007-08	29	176	16.5	19th	24	180	13.3	27th-T		53	356	14.9	26th	
2008-09	23	188	12.2	30th	18	134	13.4	30th		41	322	12.7	30th	
2009-10	27	164	16.5	25th	29	144	20.1	7th		56	308	18.2	14th	
2010-11	21	166	12.6	30th	21	135	15.6	18th		42	301	14.0	29th	
2011-12	28	163	17.2	16th-T	21	154	13.6	23rd		49	317	15.5	24th	
2012-13	14	86	16.3	23rd	8	69	11.6	27th		22	155	14.2	28th	
2013-14	32	142	22.5	4th	22	138	15.9	20th		54	280	19.3	10th	

PENALTY KILL					ROAD					OVERALL				
YEAR	HOME				GA	ATT	PCT	RANK		GA	ATT	PCT	RANK	
	GA	ATT	PCT	RANK										
2000-01	30	179	83.2	21st	40	184	78.3	27th		70	363	80.7	27th	
2001-02	26	143	81.8	27th	26	163	84.0	16th		52	306	83.0	22nd	
2002-03	26	193	86.5	4th	34	216	84.3	9th		60	409	85.3	8th	
2003-04	18	152	88.2	4th	32	185	82.7	17th		50	337	85.2	9th	
2005-06	41	244	83.2	17th	54	279	80.6	18th-T		95	523	81.8	17th	
2006-07	37	207	82.1	20th	48	246	80.5	18th		85	453	81.2	21st	
2007-08	31	170	81.8	22nd	32	208	84.6	5th		63	378	83.3	9th	
2008-09	27	174	84.5	8th	35	172	79.6	21st		62	346	82.1	13th	
2009-10	25	153	83.7	11th-T	36	181	80.1	20th		61	334	81.7	17th	
2010-11	25	154	83.8	12th	37	160	76.9	26th		62	314	81.7	22nd	
2011-12	25	128	80.5	26th	39	146	73.3	30th		64	274	76.6	30th	
2012-13	8	67	88.1	6th	17	77	77.9	21st		25	144	82.6	11th	
2013-14	21	143	85.3	4th	29	137	78.8	25th-T		50	280	82.1	14th-T	

SPECIAL TEAMS BY SEASON (CONT.)

SHORTHANDED YEAR	HOME				ROAD				OVERALL			
	GF	RANK	GA	RANK	GF	RANK	GA	RANK	GF	RANK	GA	RANK
2000-01	1	28th-T	5	20th-T	2	25th-T	3	5th-T	3	28th-T	8	14th-T
2001-02	2	22nd-T	3	9th-T	1	22nd-T	5	19th-T	3	26th-T	8	17th-T
2002-03	4	9th-T	3	7th-T	8	1st-T	6	26th	12	2nd-T	9	20th-T
2003-04	2	20th-T	7	27th-T	3	22nd-T	7	27th-T	5	24th-T	14	27th-T
2005-06	6	10th-T	6	19th-T	4	16th-T	2	2nd	10	14th-T	8	8th-T
2006-07	2	22nd-T	3	7th-T	4	15th-T	7	23rd-T	6	21st-T	10	17th-T
2007-08	2	23rd-T	4	13th-T	6	5th-T	1	1st	8	12th-T	5	4th-T
2008-09	4	12th-T	6	26th-T	4	12th-T	6	24th-T	9	11th-T	12	27th
2009-10	3	18th-T	3	16th-T	3	10th-T	6	23rd-T	6	16th-T	9	26th-T
2010-11	1	26th-T	8	28th-T	5	8th-T	3	11th-T	6	15th-T	11	26th-T
2011-12	3	14th-T	5	23rd-T	4	6th-T	3	14th-T	7	9th-T	8	21st-T
2012-13	1	13th-T	1	5th-T	2	7th-T	1	6th-T	3	8th-T	2	7th-T
2013-14	5	6th-T	3	13th-T	4	6th-T	5	20th-T	9	6th-T	8	20th-T

SITUATIONAL SCORING BY SEASON

YEAR	5-ON-5	5-ON-4	5-ON-3	4-ON-4	4-ON-3	3-ON-3	3-ON-4	3-ON-5	4-ON-5	EMPTY NET	PEN. SHOT
2000-01	116-139	47-8	7-0	6-9	1-0	0-0	1-0	0-2	1-68	9-7	2-0
2001-02	100-173	43-7	4-0	7-13	3-0	0-0	0-1	0-3	3-48	4-9	0-1
2002-03	117-182	63-8	4-0	5-9	4-0	0-0	0-1	0-5	11-54	9-4	0-0
2003-04	103-158	48-11	8-0	8-8	2-0	0-0	0-0	0-3	3-47	4-10	1-1
2005-06	131-160	53-8	8-0	7-6	3-0	0-0	1-1	0-10	8-83	3-8	1-0
2006-07	113-133	52-7	11-0	10-13	2-0	0-0	0-3	0-12	6-70	2-5	0-1
2007-08	113-126	45-1	6-0	10-10	1-0	0-0	0-2	1-7	5-53	9-9	0-2
2008-09	155-134	39-9	1-0	9-8	1-0	0-1	0-1	0-6	7-55	7-9	1-0
2009-10	137-168	48-8	5-0	5-9	1-0	0-0	0-1	1-4	5-55	11-3	1-1
2010-11	143-163	37-10	4-0	10-9	1-0	0-0	0-1	0-4	6-56	9-7	0-0
2011-12	132-166	42-6	6-0	2-9	0-0	0-0	0-0	0-1	6-63	9-12	1-0
2012-13	84-81	19-1	1-0	4-4	2-0	0-0	0-1	0-3	3-19	2-6	0-0
2013-14	149-141	46-7	5-0	4-8	3-0	0-0	1-1	0-2	8-47	8-8	1-0
TOTAL	1,593-1,924	582-91	70-0	87-115	24-0	0-1	3-13	2-62	72-718	86-97	8-6

20-PLUS GOAL SEASONS

PLAYER	SEASON	DATE/OPPONENT	GM.	TOT.	PLAYER	SEASON	DATE/OPPONENT	GM.	TOT.
Geoff Sanderson	2000-01	Jan. 21 vs. Tampa Bay	48	30	Nikolai Zherdev	2007-08	Jan. 19 at Dallas	48	26
Steve Heinze*	2000-01	Mar. 1 vs. Nashville	62	22*	Rick Nash	2008-09	Jan. 27 vs. Detroit	48	40
Ray Whitney	2001-02	Mar. 21 vs. Detroit	56	21	R.J. Umberger	2008-09	Feb. 19 at Toronto	59	26
Mike Sillinger	2001-02	Apr. 6 at Montreal	76	20	Kristian Huselius	2008-09	Mar. 13 at Chicago	66	21
Geoff Sanderson	2002-03	Dec. 31 vs. Pittsburgh	37	34	Rick Nash	2009-10	Jan. 16 vs. Chicago	50	33
Ray Whitney	2002-03	Mar. 6 vs. Vancouver	65	24	Antoine Vermette	2009-10	Mar. 2 vs. Vancouver	64	27
Andrew Cassels	2002-03	Apr. 4 vs. Detroit	78	20	R.J. Umberger	2009-10	Mar. 11 vs. Atlanta	68	23
David Vyborny	2002-03	Apr. 6 at Minnesota	79	20	Kristian Huselius	2009-10	Mar. 19 vs. Minnesota	71	23
Rick Nash	2003-04	Dec. 19 vs. Calgary	31	41	Rick Nash	2010-11	Jan. 8 at Los Angeles	41	32
David Vyborny	2003-04	Mar. 14 at Minnesota	72	22	R.J. Umberger	2010-11	Feb. 25 vs. Phoenix	60	25
Rick Nash	2005-06	Mar. 15 at Chicago	66	31	Rick Nash	2011-12	Feb. 21 vs. San Jose	60	30
Nikolai Zherdev	2005-06	Mar. 4 at Los Angeles	60	27	R.J. Umberger	2011-12	Apr. 7 at NY Islanders	82	20
David Vyborny	2005-06	Apr. 15 vs. Chicago	80	22	Ryan Johansen	2013-14	Jan. 30 vs. Washington	54	33
Rick Nash	2006-07	Mar. 3 at Phoenix	59	27	Artem Anisimov	2013-14	Mar. 29 at Carolina	73	22
Fredrik Modin	2006-07	Mar. 25 at St. Louis	72	22	Cam Atkinson	2013-14	Apr. 1 vs. Colorado	72	21
Rick Nash	2007-08	Dec. 31 vs. Edmonton	39	38					

*Had 22 goals in 65 games with Columbus before being traded to Buffalo. Finished the season with 27 goals in 79 games.

ALL-TIME STATISTICS

HAT TRICKS

HAT TRICKS FOR - 23

GOALS	PLAYER	DATE	OPPONENT	GOALTENDER	RESULT
3	Geoff Sanderson	Feb. 10, 2001	Nashville	Mike Dunham	W, 3-2
3	Deron Quint	Mar. 9, 2001	at Florida	Trevor Kidd	W, 7-6
3	Tyler Wright	Mar. 16, 2001	at Atlanta	Norm Maracle (2, EN)	W, 3-0
3	Espen Knutsen	Jan. 24, 2002	San Jose	Evgeni Nabokov (2), Miikka Kiprusoff	W, 6-2
3	Tyler Wright	Oct. 27, 2002	Los Angeles	Jamie Storr	W, 5-1
3	Ray Whitney	Feb. 27, 2003	Los Angeles	Jamie Storr (2, EN)	W, 3-1
3	Tyler Wright	Mar. 20, 2003	Toronto	Trevor Kidd	W, 4-3 OT
4	Geoff Sanderson	Mar. 29, 2003	at Calgary	Roman Turek (3, EN)	W, 6-4
3	David Vyborny	Nov. 7, 2003	Atlanta	Byron Dafoe (2, EN)	W, 4-2
3	Bryan Berard	Jan. 8, 2006	at Phoenix	Curtis Joseph	W, 5-2
3	Rick Nash	Apr. 7, 2006	at Detroit	Manny Legace	L, 6-5 SO
3	Rick Nash	Dec. 31, 2007	Edmonton	Dwayne Roloson (2, EN)	W, 4-2
3	Nikita Filatov	Jan. 10, 2009	Minnesota	Josh Harding	W, 4-2
3	Rick Nash	Jan. 27, 2009	Detroit	Chris Osgood	W, 3-2 OT
3	Rick Nash	Mar. 7, 2009	at Detroit	Chris Osgood	W, 8-2
3	R.J. Umberger	Nov. 30, 2009	St. Louis	Chris Mason (2, EN)	W, 5-2
3	Rick Nash	Nov. 20, 2010	at San Jose	Antero Nittymaki	W, 3-0
3	Kristian Huselius	Dec. 16, 2010	at Edmonton	Nikolai Khabibulin	L, 3-6
3	Matt Calvert	Feb. 25, 2011	Phoenix	Ilya Bryzgalov	W, 5-3
3	Jeff Carter	Dec. 22, 2011	at Nashville	Pekka Rinne	L, 5-6
3	Jeff Carter	Feb. 21, 2012	San Jose	Antti Niemi-2 & Thomas Greiss-1	W, 6-3
3	R.J. Umberger	Mar. 23, 2012	Carolina	Cam Ward	W, 5-1
3	Cam Atkinson	Apr. 5, 2012	at Colorado	Semyon Varlamov	W, 5-2

HAT TRICKS AGAINST - 29

GOALS	PLAYER	DATE	OPPONENT	GOALTENDER	RESULT
3	Bill Guerin	Feb. 4, 2002	Boston	Marc Denis	L, 0-8
3	Marian Gaborik	Mar. 10, 2002	at Minnesota	Ron Tugnutt	L, 0-5
3	Marian Hossa	Nov. 23, 2002	at Ottawa	J.F. Labbe	L, 2-5
3	Pavel Bure	Dec. 3, 2002	at NY Rangers	Marc Denis	L, 3-5
3	Joe Sakic	Mar. 13, 2003	Colorado	Marc Denis	L, 1-5
3	Peter Bondra	Nov. 29, 2003	Washington	Marc Denis (2), Fred Brathwaite	L, 3-5
3	Bill Guerin	Mar. 3, 2004	at Dallas	Marc Denis	L, 2-4
3	Jason Williams	Oct. 22, 2005	Detroit	Marc Denis	L, 0-6
3	Alexander Frolov	Nov. 13, 2005	Los Angeles	Martin Prusek (2), Marc Denis	L, 2-8
3	Craig Conroy	Nov. 13, 2005	Los Angeles	Martin Prusek, Marc Denis (2)	L, 2-8
3	Ronald Petrovicky	Dec. 9, 2005	at Atlanta	Pascal Leclaire (2, EN)	L, 2-5
3	Jonathan Cheechoo	Jan. 5, 2006	at San Jose	Marc Denis	L, 3-6
3	Dan Cleary	Dec. 28, 2006	Detroit	Fredrik Norrena	L, 4-7
3	Ryane Clowe	Jan. 6, 2007	at San Jose	Fredrik Norrena	L, 2-5
3	Joe Sakic	Oct. 13, 2007	at Colorado	Pascal Leclaire	L, 1-5
3	Henrik Zetterberg	Mar. 19, 2008	at Detroit	Fredrik Norrena	L, 1-3
3	Loui Eriksson	Dec. 18, 2008	at Dallas	Pascal Leclaire	L, 5-6 SO
3	Dany Heatley	Oct. 8, 2009	at San Jose	Steve Mason (2), Mathieu Garon	L, 3-6
3	Steve Sullivan	Dec. 14, 2009	Nashville	Steve Mason	L, 3-5
3	Alexandre Burrows	Jan. 5, 2010	at Vancouver	Steve Mason (2), Mathieu Garon	L, 3-7
3	Rene Bourque	Oct. 22, 2010	Calgary	Steve Mason	L, 2-6
3	Ryan Kesler	Dec. 15, 2010	at Vancouver	Mathieu Garon	L, 2-3
3	Anze Kopitar	Mar. 11, 2011	Los Angeles	Steve Mason	L, 2-4
3	Ryan Jones	Dec. 2, 2012	at Edmonton	Curtis Sanford	L, 3-6
3	Corey Perry	Jan. 8, 2012	at Anaheim	Curtis Sanford	L, 4-7
3	Viktor Stalberg	Jan. 10, 2012	at Chicago	Curtis Sanford	L, 2-5
3	Corey Perry	Feb. 12, 2012	Anaheim	Steve Mason	L, 3-5
3	Steve Sullivan	Jan. 23, 2013	at Phoenix	Steve Mason	L, 1-5
3	James Neal	Dec. 29, 2013	Pittsburgh	Curtis McElhinney	L, 3-5

EXTRA ATTACKER GOALS

GOALS FOR - 48

DATE	OPPONENT	GOAL SCORER	TIME	PERIOD	RESULT
Oct. 22, 2000	Detroit	Steve Heinze	19:00	3rd	L, 1-2 OT
Jan. 6, 2001	at Vancouver	Chris Nielsen	19:17	3rd	L, 3-4
Feb. 12, 2001	NY Rangers	Steve Heinze	17:43	3rd	L, 3-4
Feb. 16, 2001	at Detroit	Steve Heinze	18:25	3rd	L, 2-4
Oct. 14, 2001	at Chicago	Grant Marshall	16:18	1st	T, 2-2
Nov. 13, 2001	St. Louis	David Vyborny	18:45	3rd	W, 3-2 OT
Jan. 14, 2002	at NY Rangers	Tyler Wright	18:51	3rd	T, 2-2
Dec. 14, 2002	at Detroit	Jody Shelley	1:40	3rd	L, 4-6
Dec. 4, 2003	Nashville	Rick Nash	19:39	3rd	L, 2-4
Jan. 8, 2004	at San Jose	Mark Hartigan	14:11	2nd	W, 3-2 OT
Feb. 21, 2004	at Los Angeles	Rick Nash	18:32	3rd	L, 3-4
Oct. 9, 2005	at Chicago	Jason Chimera	4:31	1st	W, 3-2
Oct. 28, 2005	Minnesota	Adam Foote	19:18	3rd	W, 2-1 SO
Nov. 26, 2005	at St. Louis	Luke Richardson	13:52	2nd	W, 4-3
Dec. 9, 2005	at Atlanta	Nikolai Zherdev	5:16	3rd	L, 2-5
Dec. 26, 2005	Chicago	Nikolai Zherdev	19:36	3rd	W, 4-3 OT
Mar. 4, 2006	at Los Angeles	Nikolai Zherdev	4:35	3rd	L, 2-3
Apr. 7, 2006	at Detroit	Rick Nash	19:27	3rd	L, 5-6 SO
Apr. 11, 2006	at Dallas	Sergei Fedorov	18:26	3rd	L, 2-3
Apr. 18, 2006	Dallas	Mark Hartigan	19:03	3rd	W, 5-4 OT
Oct. 21, 2006	at Pittsburgh	Nikolai Zherdev	15:25	3rd	L, 3-5
Nov. 25, 2006	Minnesota	Sergei Fedorov	14:46	3rd	W, 5-3
Dec. 26, 2006	Boston	Sergei Fedorov	19:37	3rd	W, 5-4 OT
Feb. 20, 2007	at St. Louis	Rick Nash	19:46	3rd	L, 4-5 SO
Feb. 27, 2007	at Colorado	Rick Nash	19:31	3rd	L, 2-3
Mar. 7, 2007	Los Angeles	Geoff Platt	16:34	1st	W, 3-2
Mar. 30, 2007	at Chicago	Jason Chimera	11:56	2nd	L, 1-3
Nov. 4, 2007	St. Louis	Manny Malhotra	15:41	1st	W, 3-0
Mar. 7, 2008	Edmonton	Dan Fritsche	19:59	3rd	L, 1-2 OT
Dec. 7, 2008	at Anaheim	Fredrik Modin	19:14	3rd	L, 3-5
Dec. 18, 2008	at Dallas	Rick Nash	1:34	1st	L, 5-6 OT
Oct. 8, 2009	at San Jose	Raffi Torres	3:35	3rd	L, 3-6
Nov. 1, 2009	at Washington	Raffi Torres	19:37	3rd	W, 5-4 OT
Mar. 9, 2010	at Anaheim	Derek Dorsett	8:55	1st	W, 5-2
Apr. 1, 2010	at Detroit	R.J. Umberger	18:47	3rd	L, 2-3
Nov. 28, 2010	at Detroit	R.J. Umberger	18:29	3rd	L, 2-4
Dec. 6, 2010	Dallas	Rick Nash	19:13	3rd	W, 3-2
Jan. 15, 2011	at Detroit	Rick Nash	18:56	3rd	L, 5-6
Jan. 19, 2011	at Florida	Antoine Vermette	19:07	3rd	W, 3-2
Feb. 8, 2011	at Pittsburgh	Samuel Pahlsson	8:08	2nd	W, 4-1
Feb. 16, 2011	Los Angeles	Kris Russell	18:37	3rd	L, 3-4
Mar. 12, 2011	at Carolina	Derek MacKenzie	18:59	3rd	W, 3-2
Apr. 9, 2011	Buffalo	Kristian Huselius	19:37	3rd	L, 4-5
Dec. 1, 2011	at Calgary	Rick Nash	19:02	3rd	W, 4-3 SO
Feb. 7, 2012	Minnesota	David Savard	8:59	1st	W, 3-1
Feb. 19, 2012	NY Rangers	Rick Nash	18:27	3rd	L, 2-3 OT
Jan. 26, 2013	Chicago	Artem Anisimov	17:41	3rd	L, 2-3
Dec. 9, 2013	at Pittsburgh	Matt Calvert	19:04	3rd	L, 1-2
Mar. 18, 2014	Carolina	Boone Jenner	19:10	3rd	L, 1-3

ALL-TIME STATISTICS

EXTRA ATTACKER GOALS

GOALS AGAINST - 51

DATE	OPPONENT	GOAL SCORER	TIME	PERIOD	RESULT
Dec. 27, 2000	at New Jersey	Jason Arnott	18:51	3rd	T, 2-2 OT
Feb. 6, 2001	St. Louis	Scott Young	19:51	3rd	T, 2-2 OT
Feb. 17, 2001	Pittsburgh	Robert Lang	19:10	3rd	L, 2-3 OT
Dec. 31, 2001	Anaheim	Oleg Tverdovsky	18:26	3rd	W, 3-1
Jan. 6, 2002	Nashville	Greg Johnson	19:15	3rd	W, 4-3
Jan. 12, 2002	Chicago	Eric Daze	18:48	3rd	W, 5-4
Feb. 28, 2002	Pittsburgh	Alexei Morozov	19:28	3rd	L, 3-4 OT
Mar. 28, 2002	at Vancouver	Henrik Sedin	8:14	1st	L, 3-4 OT
Nov. 17, 2002	at Dallas	Scott Young	18:56	3rd	L, 2-3 OT
Nov. 22, 2002	at Buffalo	Taylor Pyatt	2:35	2nd	L, 4-5
Feb. 21, 2003	at San Jose	Jonathan Cheechoo	16:30	1st	L, 0-6
Apr. 4, 2003	Detroit	Pavel Datsyuk	19:48	3rd	T, 5-5 OT
Nov. 22, 2003	NY Islanders	Oleg Kvasha	19:19	3rd	W, 2-1
Dec. 2, 2003	Anaheim	Vinny Prospal	19:28	3rd	W, 2-1
Jan. 8, 2004	at San Jose	Scott Thornton	19:03	3rd	W, 3-2 OT
Jan. 24, 2004	Chicago	Steve Sullivan	19:19	3rd	W, 4-3
Oct. 26, 2005	Nashville	Adam Hall	19:40	3rd	W, 3-2 OT
Dec. 8, 2005	NY Islanders	Mark Parrish	19:23	3rd	W, 4-3 SO
Jan. 14, 2006	at Florida	Nathan Horton	19:13	3rd	W, 5-4 OT
Mar. 9, 2006	Phoenix	Dave Scatchard	18:13	3rd	W, 5-4
Oct. 7, 2006	at Chicago	Patrick Sharp	15:41	3rd	W, 5-4
Nov. 20, 2006	Nashville	Martin Erat	18:28	2nd	L, 1-3
Dec. 22, 2006	Vancouver	Daniel Sedin	18:45	3rd	W, 3-2
Jan. 6, 2007	at San Jose	Ryane Clowe	5:24	3rd	L, 2-5
Feb. 24, 2007	at NY Rangers	Blair Betts	2:46	1st	W, 3-2
Oct. 17, 2007	Dallas	Brendan Morrow	18:49	3rd	L, 2-3 SO
Jan. 17, 2008	at Phoenix	Martin Hanzal	18:22	3rd	W, 4-3
Nov. 3, 2008	at NY Islanders	Chris Campoli	14:15	2nd	L, 3-4 OT
Nov. 7, 2008	Montreal	Sergei Kostitsyn	19:19	3rd	W, 4-3 SO
Dec. 4, 2008	at San Jose	Joe Thornton	7:41	3rd	L, 2-3
Feb. 24, 2009	at Calgary	Mike Cammalleri	15:12	2nd	L, 1-4
Nov. 5, 2009	at Atlanta	Pavel Kubina	2:06	3rd	W, 4-3
Nov. 26, 2009	at Ottawa	Jason Spezza	18:34	1st	L, 1-2
Jan. 23, 2010	at Minnesota	Robbie Earl	18:52	3rd	L, 2-4
Feb. 4, 2010	Dallas	Brad Richards	19:13	3rd	W, 2-1
Oct. 28, 2010	Edmonton	Taylor Hall	9:57	3rd	W, 3-2 SO
Dec. 31, 2010	Ottawa	Daniel Alfredsson	18:49	3rd	W, 4-3
Mar. 9, 2011	St. Louis	Chris Stewart	6:23	3rd	L, 3-4
Mar. 12, 2011	at Carolina	Tuomo Ruutu	19:25	3rd	W, 3-2
Mar. 22, 2011	at Colorado	Daniel Winnik	19:56	3rd	L, 4-5 SO
Oct. 12, 2011	Colorado	Gabriel Landeskog	19:19	3rd	L, 2-3 SO
Oct. 22, 2011	at Ottawa	Jason Spezza	19:24	3rd	L, 3-4
Dec. 8, 2011	Nashville	Patric Hornqvist	18:24	3rd	L, 3-4 OT
Dec. 8, 2011	Nashville	Sergei Kostitsyn	19:47	3rd	L, 3-4 OT
Jan. 10, 2012	at Chicago	Viktor Stalberg	6:32	3rd	L, 2-5
Mar. 26, 2012	at Detroit	Nicklas Lidstrom	6:17	2nd	L, 2-7
Mar. 19, 2013	Nashville	Mike Fisher	18:46	3rd	W, 4-3
Dec. 21, 2013	Philadelphia	Wayne Simmons	18:19	3rd	W, 6-3
Jan. 18, 2014	at Buffalo	Tyler Myers	19:35	3rd	W, 4-3 SO
Jan. 21, 2014	Los Angeles	Robyn Regehr	16:30	3rd	W, 5-3
Apr. 9, 2014	at Dallas	Trevor Daley	8:39	3rd	W, 3-1

PENALTY SHOTS

PENALTY SHOTS FOR - 25

DATE	OPPONENT	PLAYER	GOALTENDER	RESULT	TIME	PER.	SCORE
Oct. 15, 2000	at Chicago	David Vyborny	Robbie Tallas	Goal	7:16	2nd	L, 1-2
Nov. 9, 2000	San Jose	Robert Kron	Steve Shields	Unsuccessful	5:34	1st	W, 5-2
Mar. 19, 2001	Nashville	David Vyborny	Tomas Vokoun	Goal	18:01	3rd	L, 1-2
Mar. 14, 2002	Vancouver	Mike Sillinger	Dan Cloutier	Unsuccessful	11:38	3rd	L, 1-5
Mar. 25, 2003	at Los Angeles	Andrej Nedorost	Cristobal Huet	Unsuccessful	16:09	2nd	W, 2-1 OT
Feb. 2, 2004	at Phoenix	David Vyborny	Brian Boucher	Goal	1:23	2nd	T, 3-3
Dec. 17, 2005	at Nashville	David Vyborny	Tomas Vokoun	Goal	14:50	3rd	L, 7-3
Jan. 21, 2006	at Nashville	Trevor Letowski	Tomas Vokoun	Unsuccessful	0:28	3rd	L, 7-2
Feb. 6, 2006	at Vancouver	Rick Nash	Alex Auld	Unsuccessful	13:09	2nd	L, 4-7
Mar. 15, 2006	at Chicago	Dan Fritsche	Nikolai Khabibulin	Unsuccessful	6:06	2nd	L, 2-3
Dec. 31, 2006	Chicago	Rick Nash	Nikolai Khabibulin	Unsuccessful	19:54	2nd	W, 3-1
Oct. 19, 2007	at Buffalo	Rick Nash	Ryan Miller	Unsuccessful	12:08	2nd	W, 3-0
Nov. 26, 2007	at Edmonton	Rick Nash	Dwayne Roloson	Unsuccessful	14:04	1st	L, 1-3
Feb. 8, 2008	at San Jose	Rick Nash	Evgeni Nabokov	Unsuccessful	13:03	2nd	L, 2-1 OT
Jan. 2, 2009	at Colorado	Rick Nash	Peter Budaj	Goal	12:33	2nd	W, 6-1
Apr. 8, 2009	at Chicago	Rick Nash	Nikolai Khabibulin	Unsuccessful	8:59	1st	W, 4-3 SO
Oct. 25, 2009	at Los Angeles	Rick Nash	Jonathan Quick	Unsuccessful	13:15	1st	L, 2-6
Mar. 25, 2010	Chicago	Jakub Voracek	Cristobal Huet	Goal	11:02	2nd	W, 8-3
Nov. 26, 2010	Detroit	Jared Boll	Jimmy Howard	Unsuccessful	8:53	2nd	L, 1-2
Feb. 25, 2011	Phoenix	R.J. Umberger	Ilya Bryzgalov	Unsuccessful	3:19	1st	W, 5-3
Mar. 3, 2011	at Edmonton	R.J. Umberger	Devan Dubnyk	Unsuccessful	10:15	1st	L, 2-4
Mar. 4, 2011	at Calgary	Matt Calvert	Miikka Kiprusoff	Unsuccessful	12:02	2nd	L, 3-4
Mar. 4, 2011	at Calgary	Antoine Vermette	Miikka Kiprusoff	Unsuccessful	9:25	3rd	L, 3-4
Oct. 10, 2011	Vancouver	Maksim Mayorov	Cory Schneider	Unsuccessful	19:09	3rd	L, 2-3
Mar. 25, 2012	Edmonton	Rick Nash	Devan Dubnyk	Goal	7:42	2nd	L, 3-6
Jan. 11, 2014	at Winnipeg	Boone Jenner	Ondrej Pavelec	Goal	9:07	2nd	W, 6-3

PENALTY SHOTS AGAINST - 24

DATE	OPPONENT	PLAYER	GOALTENDER	RESULT	TIME	PER.	SCORE
Feb. 28, 2001	Phoenix	Jeremy Roenick	Marc Denis	Unsuccessful	17:06	2nd	W, 5-2
Dec. 12, 2001	at Colorado	Shjon Podein	Marc Denis	Unsuccessful	13:42	2nd	L, 1-5
Jan. 14, 2002	at NY Rangers	Manny Malhotra	Marc Denis	Unsuccessful	3:07	2nd	T, 2-2
Apr. 12, 2002	Atlanta	Tony Hrkac	Marc Denis	Goal	16:23	3rd	W, 5-4 OT
Jan. 23, 2003	at Colorado	Dean McAmmond	Marc Denis	Unsuccessful	7:52	1st	L, 0-5
Dec. 16, 2003	at St. Louis	Pavol Demitra	Marc Denis	Unsuccessful	18:12	2nd	L, 1-2 OT
Feb. 23, 2004	at San Jose	Jonathan Cheechoo	Pascal Leclaire	Goal	0:32	3rd	L, 2-4
Feb. 28, 2004	Colorado	Paul Kariya	Marc Denis	Unsuccessful	10:27	2nd	W, 5-4 OT
Dec. 23, 2005	Nashville	Steve Sullivan	Marc Denis	Unsuccessful	9:07	2nd	L, 4-5
Mar. 5, 2006	at Anaheim	Scott Niedermayer	Pascal Leclaire	Unsuccessful	12:14	3rd	W, 3-2 SO
Oct. 21, 2006	at Pittsburgh	Jordan Staal	Fredrik Norrena	Goal	7:49	3rd	L, 3-5
Dec. 10, 2006	Ottawa	Peter Schaefer	Pascal Leclaire	Unsuccessful	3:55	2nd	W, 6-2
Jan. 5, 2007	at Anaheim	Teemu Selanne	Fredrik Norrena	Unsuccessful	19:39	3rd	W, 4-3
Jan. 26, 2007	Buffalo	Daniel Paille	Fredrik Norrena	Unsuccessful	19:42	2nd	W, 3-2
Dec. 10, 2007	Anaheim	Samuel Pahlsson	Pascal Leclaire	Goal	18:44	2nd	L, 3-4 OT
Mar. 9, 2008	Tampa Bay	Vincent Lecavalier	Pascal Leclaire	Goal	17:37	2nd	W, 5-3
Mar. 30, 2007	at Chicago	Duncan Keith	Brian Boucher	Unsuccessful	9:39	3rd	L, 1-3
Dec. 6, 2008	at Los Angeles	Patrick O'Sullivan	Steve Mason	Unsuccessful	6:43	2nd	L, 0-3
Oct. 8, 2009	at San Jose	Dany Heatley	Mathieu Garon	Goal	7:08	3rd	L, 3-6
Apr. 9, 2010	Detroit	Darren Helm	Steve Mason	Unsuccessful	7:26	3rd	L, 0-1 SO
Dec. 26, 2010	at Chicago	Jack Skille	Mathieu Garon	Unsuccessful	16:44	2nd	L, 1-4
Jan. 29, 2013	at Minnesota	Pierre-Marc Bouchard	Steve Mason	Unsuccessful	15:49	3rd	L, 2-3
Nov. 22, 2013	at Vancouver	Jannik Hansen	Sergei Bobrovsky	Unsuccessful	16:33	3rd	L, 2-6
Mar. 20, 2014	at Montreal	Lars Eller	Sergei Bobrovsky	Unsuccessful	3:21	3rd	W, 3-2

ALL-TIME STATISTICS

SHUTOUTS FOR - 71

DATE	OPPONENT	GOALTENDER	SAVES	SCORE	DATE	OPPONENT	GOALTENDER	SAVES	SCORE
Dec. 18, 2000	at Montreal	Ron Tugnutt	27	2-0	Dec. 29, 2008	at Los Angeles	Steve Mason	24	2-0
Jan. 15, 2001	Minnesota	Ron Tugnutt	31	3-0	Dec. 31, 2008	at Anaheim	Steve Mason	27	2-0
Mar. 14, 2001	Calgary	Ron Tugnutt	30	3-0	Jan. 9, 2009	at Washington	Steve Mason	45	3-0
Mar. 16, 2001	at Atlanta	Ron Tugnutt	34	3-0	Jan. 30, 2009	Ottawa	Steve Mason	30	1-0
Nov. 27, 2001	Phoenix	Ron Tugnutt	26	3-0	Feb. 10, 2009	Colorado	Daniel LaCosta	31	3-0
Jan. 16, 2002	NY Rangers	Marc Denis	31	2-0	Feb. 26, 2009	at Edmonton	Steve Mason	19	1-0
Mar. 2, 2002	at Los Angeles	Ron Tugnutt	30	2-0	Mar. 10, 2009	Boston	Steve Mason	35	2-0
Dec. 19, 2002	Calgary	Marc Denis	29	3-0	Mar. 26, 2009	Calgary	Steve Mason	33	5-0
Jan. 4, 2003	Phoenix	Marc Denis	23	2-0	Oct. 10, 2009	at Phoenix	Mathieu Garon	36	2-0
Feb. 12, 2003	San Jose	Marc Denis	38	1-0	Dec. 9, 2009	Florida	Steve Mason	32	3-0
Mar. 15, 2003	Minnesota	Marc Denis	24	5-0	Dec. 28, 2009	Detroit	Steve Mason	34	1-0 OT
Apr. 2, 2003	Minnesota	Marc Denis	27	3-0	Jan. 10, 2010	Dallas	Mathieu Garon	26	2-0
Oct. 11, 2003	NY Rangers	Marc Denis	25	5-0	Feb. 6, 2010	Buffalo	Steve Mason	28	4-0
Nov. 20, 2003	Detroit	Marc Denis	25	3-0	Feb. 10, 2010	San Jose	Steve Mason	40	3-0
Jan. 2, 2004	at Tampa Bay	Marc Denis	37	2-0	Apr. 9, 2010	Detroit	Steve Mason	45	0-1 SO
Mar. 2, 2004	at Carolina	Marc Denis	25	3-0	Nov. 2, 2010	Montreal	Mathieu Garon	29	3-0
Mar. 24, 2004	Minnesota	Marc Denis	20	2-0	Nov. 4, 2010	at Atlanta	Mathieu Garon	25	3-0
Dec. 28, 2005	Anaheim	Marc Denis	40	1-0	Nov. 20, 2010	at San Jose	Mathieu Garon	35	3-0
Oct. 27, 2006	Los Angeles	Pascal Leclaire	38	2-0	Nov. 22, 2010	Nashville	Steve Mason	27	2-0
Dec. 2, 2006	at Edmonton	Fredrik Norrena	21	4-0	Feb. 4, 2011	at Detroit	Steve Mason	34	3-0
Dec. 5, 2006	at Colorado	Fredrik Norrena	42	3-0	Feb. 22, 2011	Nashville	Steve Mason	20	4-0
Feb. 16, 2007	San Jose	Fredrik Norrena	25	3-0	Jan. 7, 2012	at Los Angeles	Curtis Sanford	31	1-0
Oct. 5, 2007	Anaheim	Pascal Leclaire	28	4-0	Mar. 1, 2012	at Colorado	Steve Mason	33	2-0
Oct. 10, 2007	Phoenix	Pascal Leclaire	32	3-0	Mar. 9, 2013	Detroit	Sergei Bobrovsky	30	3-0
Oct. 19, 2007	at Buffalo	Pascal Leclaire	21	3-0	Mar. 16, 2013	Phoenix	Sergei Bobrovsky	39	1-0 SO
Oct. 25, 2007	St. Louis	Pascal Leclaire	36	3-0	Mar. 26, 2013	at Vancouver	Sergei Bobrovsky	34	0-1 SO
Nov. 4, 2007	St. Louis	Pascal Leclaire	21	3-0	Apr. 9, 2013	San Jose	Sergei Bobrovsky	30	4-0
Nov. 23, 2007	at Minnesota	Pascal Leclaire	32	4-0	Nov. 25, 2013	at Toronto	Sergei Bobrovsky	18	6-0
Dec. 26, 2007	Atlanta	Pascal Leclaire	21	2-0	Dec. 3, 2013	Tampa Bay	Bobrovsky/McElhinney	26	1-0
Jan. 24, 2008	at Chicago	Pascal Leclaire	30	1-0	Dec. 6, 2013	Minnesota	Curtis McElhinney	20	4-0
Feb. 23, 2008	at Montreal	Pascal Leclaire	31	3-0	Jan. 2, 2014	at Phoenix	Curtis McElhinney	34	2-0
Mar. 18, 2008	Calgary	Fredrik Norrena	18	3-0	Jan. 10, 2014	Carolina	Sergei Bobrovsky	36	3-0
Mar. 26, 2008	Chicago	Fredrik Norrena	17	4-0	Mar. 8, 2014	at Nashville	Sergei Bobrovsky	28	1-0
Nov. 22, 2008	at Atlanta	Steve Mason	15	2-0	Apr. 3, 2014	at Philadelphia	Sergei Bobrovsky	37	2-0
Nov. 29, 2008	Washington	Steve Mason	26	3-0	Apr. 6, 2014	NY Islanders	Sergei Bobrovsky	31	4-0
Dec. 27, 2008	Philadelphia	Steve Mason	20	3-0					

SHUTOUTS AGAINST - 95

DATE	OPPONENT	GOALTENDER	SAVES	SCORE	DATE	OPPONENT	GOALTENDER	SAVES	SCORE
Nov. 1, 2000	at Dallas	Ed Belfour	14	0-4	Nov. 28, 2006	at Vancouver	Roberto Luongo	24	0-1
Nov. 17, 2000	Florida	Trevor Kidd	30	0-3	Dec. 20, 2006	at Detroit	Dominik Hasek	27	0-5
Nov. 24, 2000	at Dallas	Ed Belfour	23	0-3	Dec. 23, 2006	at NY Islanders	Rick DiPietro	26	0-4
Dec. 3, 2000	at Chicago	Jocelyn Thibault	29	0-5	Jan. 3, 2007	at Los Angeles	Mathieu Garon	26	0-3
Dec. 26, 2000	at St. Louis	Brent Johnson	24	0-5	Jan. 12, 2007	at Nashville	Tomas Vokoun	22	0-2
Mar. 27, 2001	at Calgary	Fred Brathwaite	19	0-3	Jan. 18, 2007	at Nashville	Chris Mason	33	0-4
Mar. 29, 2001	at Los Angeles	Felix Potvin	27	0-3	Feb. 6, 2007	Phoenix	Curtis Joseph	28	0-3
Oct. 20, 2001	Colorado	Patrick Roy	24	0-5	Feb. 22, 2007	Edmonton	Dwayne Roloson	28	0-4
Oct. 27, 2001	at San Jose	Evgeni Nabokov	16	0-2	Mar. 9, 2007	Dallas	Marty Turco	30	0-3
Nov. 9, 2001	Edmonton	Tommy Salo	23	0-3	Mar. 16, 2007	at San Jose	Vesa Toskala	35	0-3
Nov. 21, 2001	Detroit	Manny Legace	38	0-1 OT	Apr. 3, 2007	at Detroit	Dominik Hasek	35	0-3
Dec. 5, 2001	at Florida	Roberto Luongo	23	0-2	Nov. 29, 2007	at Vancouver	Roberto Luongo	26	0-2
Dec. 6, 2001	at Tampa Bay	Nikolai Khabibulin	27	0-1	Dec. 15, 2007	at Boston	Alexander Auld	32	0-2
Dec. 8, 2001	Colorado	Patrick Roy	26	0-2	Mar. 4, 2008	at Calgary	Miikka Kiprusoff	39	0-1
Feb. 4, 2002	Boston	John Grahame	30	0-8	Mar. 25, 2008	at Nashville	Dan Ellis	36	0-3
Feb. 9, 2002	Nashville	Tomas Vokoun	25	0-1 OT	Mar. 28, 2008	Nashville	Dan Ellis	43	0-2
Mar. 10, 2002	at Minnesota	Dwayne Roloson	14	0-5	Apr. 5, 2008	at St. Louis	Manny Legace	25	0-3
Apr. 14, 2002	at Chicago	Jocelyn Thibault	28	0-2	Dec. 6, 2008	at Los Angeles	Jason LaBarbera	23	0-3
Dec. 23, 2002	Detroit	Curtis Joseph	33	0-1	Dec. 20, 2008	at Phoenix	Ilya Bryzgalov	33	0-2
Jan. 23, 2003	at Colorado	Patrick Roy	18	0-5	Dec. 23, 2008	Los Angeles	Jonathan Quick	24	0-3
Feb. 19, 2003	at Anaheim	J-S Giguere	26	0-2	Jan. 6, 2009	at Detroit	Ty Conklin	23	0-3
Feb. 21, 2003	at San Jose	Evgeni Nabokov	29	0-6	Mar. 15, 2009	Detroit	Chris Osgood	23	0-4
Feb. 25, 2003	at Nashville	Tomas Vokoun	19	0-5	Apr. 5, 2009	Chicago	Nikolai Khabibulin	20	0-1 OT
Mar. 11, 2003	Dallas	Ron Tugnutt	25	0-2	Jan. 14, 2010	at Chicago	Cristobal Huet	24	0-3
Mar. 24, 2003	at Anaheim	J-S Giguere	29	0-5	Mar. 8, 2010	at Los Angeles	Jonathan Quick	11	0-6
Mar. 28, 2003	at Edmonton	Jussi Markkanen	26	0-4	Mar. 20, 2010	at Nashville	Pekka Rinne	33	0-1 OT
Apr. 1, 2003	at Philadelphia	Roman Cechmanek	10	0-4	Apr. 9, 2010	Detroit	Jimmy Howard	22	0-1 SO
Oct. 23, 2003	Tampa Bay	John Grahame	20	0-1	Dec. 3, 2010	at Buffalo	Ryan Miller	19	0-5
Nov. 1, 2003	at Calgary	Jamie McLennan	15	0-3	Jan. 7, 2011	at Anaheim	Jonas Hiller	27	0-6
Nov. 14, 2003	Boston	Felix Potvin	24	0-4	Mar. 17, 2011	Detroit	Joey MacDonald	37	0-2
Dec. 31, 2003	San Jose	Evgeni Nabokov	26	0-1	Mar. 20, 2011	New Jersey	Martin Brodeur	13	0-3
Jan. 3, 2004	at Florida	Roberto Luongo	42	0-1	Mar. 24, 2011	at Phoenix	Ilya Bryzgalov	28	0-3
Jan. 6, 2004	at Colorado	David Aebischer	35	0-6	Apr. 5, 2011	at Dallas	Kari Lehtonen	23	0-3
Jan. 22, 2004	at Chicago	Craig Anderson	30	0-7	Jan. 19, 2012	Nashville	Pekka Rinne	38	0-3
Feb. 4, 2004	at Dallas	Marty Turco	18	0-1	Jan. 31, 2012	at San Jose	Antti Niemi	30	0-6
Mar. 6, 2004	Vancouver	Johan Hedberg	32	0-4	Feb. 24, 2012	Colorado	Semyon Varlamov	28	0-5
Mar. 18, 2004	at Calgary	Miikka Kiprusoff	23	0-2	Mar. 14, 2012	at Edmonton	Devan Dubnyk	22	0-3
Mar. 29, 2004	at Buffalo	Martin Biron	23	0-6	Apr. 3, 2012	at Phoenix	Mike Smith	54	0-2
Oct. 22, 2005	Detroit	Manny Legace	17	0-6	Jan. 24, 2013	at Colorado	Semyon Varlamov	33	0-4
Nov. 16, 2005	St. Louis	Curtis Sanford	36	0-2	Feb. 24, 2013	at Chicago	Corey Crawford	28	0-1
Nov. 25, 2005	Colorado	David Aebischer	35	0-5	Mar. 16, 2013	Phoenix	Mike Smith	23	1-0 SO
Jan. 18, 2006	Detroit	Chris Osgood	26	0-4	Mar. 26, 2013	at Vancouver	Cory Schneider	17	0-1 SO
Mar. 2, 2006	at Colorado	David Aebischer	24	0-1	Apr. 7, 2013	Minnesota	Niklas Backstrom	24	0-3
Oct. 14, 2006	at Minnesota	Manny Fernandez	24	0-5	Nov. 2, 2013	Pittsburgh	Jeff Zatkoff	19	0-3
Oct. 23, 2006	San Jose	Vesa Toskala	23	0-3	Nov. 19, 2013	at Edmonton	Devan Dubnyk	14	0-7
Oct. 28, 2006	at New Jersey	Martin Brodeur	22	0-1	Nov. 27, 2013	Nashville	Marek Mazanec	19	0-4
Nov. 12, 2006	at Chicago	Brian Boucher	28	0-1	Mar. 23, 2014	at NY Islanders	Evgeni Nabokov	41	0-2
Nov. 17, 2006	Colorado	Peter Budaj	25	0-3					

ALL-TIME STATISTICS

OVERTIME RECORD BY SEASON

	HOME					ROAD					OVERALL				
YEAR	GP	W	L	T	PTS	GP	W	L	T	PTS	GP	W	L	T	PTS
2000-01	9	2	3	4	11	9	1	3	5	10	18	3	6	9	21
2001-02	11	2	4	5	13	4	0	1	3	4	15	2	5	8	17
2002-03	9	2	2	5	11	6	2	1	3	8	15	4	3	8	19
2003-04	10	4	2	4	14	8	2	2	4	10	18	6	4	8	24
	GP	W	L	SOL	PTS	GP	W	L	SOL	PTS	GP	W	L	SOL	PTS
2005-06	8	8	0	0	16	10	6	1	3	16	18	14	1	3	32
2006-07	8	4	1	3	12	8	5	1	2	13	16	9	2	5	25
2007-08	9	2	3	4	11	8	3	1	4	11	17	5	4	8	22
2008-09	10	7	1	2	17	11	4	2	5	15	21	11	3	7	32
2009-10	12	3	3	6	15	8	2	2	4	10	20	5	5	10	25
2010-11	11	6	1	4	17	12	4	4	4	16	23	10	5	8	33
2011-12	4	1	1	2	5	9	5	1	3	14	13	6	2	5	19
2012-13	10	5	2	3	15	7	5	1	1	12	17	10	3	4	27
2013-14	5	1	2	2	6	10	7	3	0	17	15	8	5	2	23
TOTALS	116	47	25	44	163	110	46	23	41	156	226	93	48	85	319

OVERTIME RECORD BY TEAM

TEAM	GP	W	HOME				PTS	GP	W	ROAD				PTS	GP	W	OVERALL				PTS
			L	T	SOL	L				T	SOL	L	T				SOL	L	T	SOL	
ANA	3	2	1	0	0	5		7	4	1	1	1	11		10	6	2	1	1	16	
ARI	4	2	0	1	1	6		4	0	0	3	1	4		8	2	0	4	2	10	
BOS	3	2	0	0	1	5		2	0	1	0	1	2		5	2	1	0	2	6	
BUF	1	0	0	1	0	1		1	1	0	0	0	2		2	1	0	1	0	3	
CGY	5	1	2	0	2	6		7	5	1	0	1	12		12	6	3	0	3	18	
CAR	0	0	0	0	0	0		1	1	0	0	0	2		1	1	0	0	0	2	
CHI	19	3	1	1	4	12		6	2	1	1	2	8		15	5	2	2	6	20	
COL	5	2	1	1	1	7		3	1	0	0	2	4		8	3	1	1	3	11	
DAL	7	3	1	0	3	10		4	2	1	0	1	6		11	5	2	0	4	16	
DET	12	4	4	1	3	16		7	3	1	0	3	10		19	7	5	1	6	26	
EDM	8	4	1	3	0	12		3	1	1	0	1	4		11	5	2	3	1	16	
FLA	1	1	0	0	0	2		3	3	0	0	0	6		4	4	0	0	0	8	
LAK	5	3	0	0	2	8		3	1	1	1	0	4		8	4	1	1	2	12	
MIN	4	3	0	1	0	7		7	4	2	0	1	11		11	7	2	1	1	18	
MTL	2	1	0	0	1	3		3	2	0	1	0	5		5	3	0	1	1	8	
NSH	8	3	3	0	2	11		9	3	1	1	4	12		17	6	4	1	6	23	
NJD	1	1	0	0	0	2		3	1	0	1	1	4		4	2	0	1	1	6	
NYI	3	1	1	1	0	4		4	2	1	0	1	6		7	3	2	1	1	10	
NYR	0	0	0	0	0	0		3	1	1	1	0	4		3	1	1	1	0	4	
OTT	2	1	0	1	0	3		2	1	0	1	0	3		4	2	0	2	0	6	
PHI	2	0	0	2	0	2		1	0	0	1	0	1		3	0	0	3	0	3	
PIT	4	1	2	0	1	5		0	0	0	0	0	0		4	1	2	0	1	5	
STL	9	2	3	2	2	11		8	1	3	1	3	9		17	3	6	3	5	20	
SJS	5	2	1	0	2	7		4	2	2	0	0	6		9	4	3	0	2	13	
TBL	1	0	0	1	0	1		2	0	1	0	1	2		3	0	1	1	1	3	
TOR	1	1	0	0	0	2		2	1	0	1	0	3		3	2	0	1	0	5	
VAN	8	3	2	2	1	11		7	3	2	0	2	10		15	6	4	2	3	21	
WSH	2	0	2	0	0	2		4	1	2	1	0	5		6	1	4	1	0	7	
WPG	1	1	0	0	0	2		0	0	0	0	0	0		1	1	0	0	0	2	
TOTALS	116	47	25	18	26	160		110	46	23	15	26	156		226	93	48	33	52	319	

OVERTIME WINS - 50

DATE	OPPONENT	GAME-WINNING GOAL	ASSIST(S)	GOALTENDER	TIME	RESULT
Dec. 8, 2000	Boston	Geoff Sanderson	Frantisek Kucera, Lyle Odelein	Peter Skudra	4:51	3-2
Mar. 9, 2001	at Florida	Robert Kron (SH)	Jamie Pushor	Trevor Kidd	0:43	7-6
Apr. 8, 2001	Chicago	Tyler Wright	Deron Quint	Steve Passmore	2:41	4-3
Nov. 13, 2001	St. Louis	Ray Whitney (PP)	Robert Kron, Marc Denis	Brent Johnson	4:55	3-2
Apr. 12, 2002	Atlanta	Jaroslav Spacek (PP)	Mike Sillinger, Ray Whitney	Milan Hnilicka	0:29	5-4
Feb. 13, 2003	at Montreal	Jaroslav Spacek	Andrew Cassels, Ray Whitney	Jose Theodore	0:28	2-1
Mar. 6, 2003	Vancouver	Rick Nash	Jaroslav Spacek	Alexander Auld	2:02	5-4
Mar. 20, 2003	Toronto	Tyler Wright	Ray Whitney	Trevor Kidd	4:16	4-3
Mar. 25, 2003	at Los Angeles	Andrew Cassels	Unassisted	empty net	4:12	2-1
Jan. 8, 2004	at San Jose	Rick Nash	David Vyborny, Anders Eriksson	Evgeni Nabokov	4:57	3-2
Jan. 16, 2004	Los Angeles	Rick Nash	Darryl Sydor	Roman Cechmanek	2:58	3-2
Jan. 31, 2004	Minnesota	Anders Eriksson	Manny Malhotra, Jaroslav Spacek	Dwayne Roloson	2:59	2-1
Feb. 11, 2004	Los Angeles	David Vyborny	Unassisted	Roman Cechmanek	1:58	3-2
Feb. 28, 2004	Colorado	Jaroslav Spacek	Andrew Cassels, David Vyborny	Philippe Sauve	3:24	5-4
Mar. 27, 2004	at Nashville	Tyler Wright	Trevor Letowski, Jaroslav Spacek	Tomas Vokoun	2:03	3-2
Oct. 26, 2005	Nashville	Adam Foote (SH)	Radoslav Suchy, Todd Marchant	Tomas Vokoun	0:35	3-2
Dec. 11, 2005	New Jersey	Bryan Berard	Sergei Fedorov, Ron Hainsey	Martin Brodeur	4:46	3-2
Dec. 26, 2005	Chicago	Jaroslav Balastik	Radoslav Suchy, Jan Hrdina	Nikolai Khabibulin	2:35	4-3
Jan. 14, 2006	at Florida	David Vyborny (PP)	Jan Hrdina, Duvie Westcott	Roberto Luongo	4:48	5-4
Mar. 11, 2006	Edmonton	Rostislav Klesla	Nikolai Zherdev, Sergei Fedorov	Dwayne Roloson	4:06	4-3
Apr. 18, 2006	Dallas	Sergei Fedorov (PP)	David Vyborny, Mark Hartigan	Johan Hedberg	0:35	5-4
Dec. 26, 2006	Boston	David Vyborny	Ron Hainsey, Alexander Svitov	Tim Thomas	3:06	5-4
Jan. 16, 2007	at Chicago	Jason Chimera	Manny Malhotra	Nikolai Khabibulin	2:31	5-4
Mar. 7, 2007	Los Angeles	David Vyborny (PP)	Ron Hainsey, Rick Nash	Mathieu Garon	4:38	3-2
Apr. 5, 2007	Dallas	Rick Nash	Geoff Platt, Sergei Fedorov	Mike Smith	1:04	2-1
Dec. 1, 2007	at Calgary	Curtis Glencross	Kris Beech, Kris Russell	Miikka Kiprusoff	2:03	4-3
Feb. 29, 2008	at Vancouver	Jason Chimera	Nikolai Zherdev, Dick Tarnstrom	Roberto Luongo	1:07	3-2
Oct. 10, 2008	at Dallas	Rick Nash	Jason Chimera, Christian Backman	Marty Turco	4:39	5-4
Dec. 17, 2008	San Jose	R.J. Umberger	Kristian Huselius, Fedor Tyutin	Evgeni Nabokov	2:55	2-1
Jan. 27, 2009	Detroit	Rick Nash	Mike Commodore, Fedor Tyutin	Chris Osgood	3:27	3-2
Feb. 7, 2009	San Jose	Christian Backman	R.J. Umberger, Jan Hejda	Evgeni Nabokov	1:33	3-2
Mar. 18, 2009	Chicago	Antoine Vermette	R.J. Umberger, Rostislav Klesla	Cristobal Huet	2:38	4-3
Nov. 1, 2009	at Washington	R.J. Umberger	Rick Nash, Jakub Voracek	Jose Theodore	1:45	5-4
Dec. 28, 2009	Detroit	Fredrik Modin	Fedor Tyutin, Samuel Pahlsson	Jimmy Howard	3:12	1-0
Jan. 30, 2010	at St. Louis	Kris Russell	Derick Brassard, Marc Methot	Chris Mason	1:32	3-2
Oct. 9, 2010	at San Jose	Ethan Moreau	Fedor Tyutin	Antero Nittymaki	1:56	3-2
Nov. 24, 2010	at NY Islanders	Jakub Voracek	Kris Russell	Rick DiPietro	2:31	4-3
Dec. 31, 2010	Ottawa	Jakub Voracek	Unassisted	Brian Elliott	2:06	4-3
Jan. 19, 2011	at Florida	R.J. Umberger	Grant Clitsome, Rick Nash	Tomas Vokoun	4:06	3-2
Mar. 19, 2011	at Minnesota	Antoine Vermette	Unassisted	Niklas Backstrom	4:26	5-4
Nov. 19, 2011	at Nashville	James Wisniewski	Antoine Vermette	Pekka Rinne	2:43	4-3
Feb. 3, 2012	at Anaheim	Derick Brassard	Unassisted	Jonas Hiller	3:55	3-2
Mar. 3, 2013	Colorado	Artem Anisimov	Tim Erixon, Mark Letestu	Semyon Varlamov	2:26	2-1
Mar. 7, 2013	Vancouver	Matt Calvert	Fedor Tyutin, Jack Johnson	Cory Schneider	4:03	2-1
Mar. 31, 2013	Anaheim	Mark Letestu	Nikita Nikitin, Dalton Prout	Jonas Hiller	4:00	2-1
Apr. 15, 2013	at Colorado	Nick Foligno	Fedor Tyutin	Jean-Sebastien Giguere	4:31	4-3
Apr. 17, 2013	at Anaheim	Fedor Tyutin	Nick Foligno, Marian Gaborik	Viktor Fasth	2:19	3-2
Nov. 20, 2013	at Calgary	Nikita Nikitin	David Savard, Cam Atkinson	Reto Berra	2:25	2-1
Mar. 29, 2014	at Carolina	Ryan Johansen	Artem Anisimov, James Wisniewski	Anton Khudodin	2:40	3-2
Apr. 8, 2014	Phoenix	Ryan Johansen	James Wisniewski	Thomas Greiss	3:33	4-3

ALL-TIME STATISTICS

OVERTIME LOSSES - 48

DATE	OPPONENT	GAME-WINNING GOAL	ASSIST(S)	GOALTENDER	TIME	RESULT
Oct. 22, 2000	Detroit	Kirk Maltby	Sergei Fedorov, Jiri Fischer	Ron Tugnutt	2:01	1-2
Dec. 13, 2000	at Anaheim	Niclas Havelid	Marty McInnis, Anthony Hrkac	Marc Denis	2:13	4-5
Jan. 17, 2001	at Minnesota	Sean O'Donnell	Scott Pellerin, Brad Bombardir	Ron Tugnutt	3:53	2-3
Jan. 31, 2001	Detroit	Steve Yzerman	Igor Larionov	Ron Tugnutt	1:00	2-3
Feb. 17, 2001	Pittsburgh	Alexei Kovalev	Martin Straka	Ron Tugnutt	1:19	2-3
Feb. 20, 2001	at San Jose	Marco Sturm	Bryan Marchment, Jeff Friesen	Ron Tugnutt	4:18	2-3
Nov. 21, 2001	Detroit	Luc Robitaille	Nicklas Lidstrom, Igor Larionov	Ron Tugnutt	4:17	0-1
Feb. 9, 2002	Nashville	Denis Arhipov	Vladimir Orszagh, Andy Delmore	Marc Denis	2:45	0-1
Feb. 28, 2002	Pittsburgh	Michal Rozsival	Jan Hrdina, Kris Beech	Ron Tugnutt	1:42	3-4
Mar. 21, 2002	Detroit	Sergei Fedorov	Brendan Shanahan, Nicklas Lidstrom	Marc Denis	0:25	2-3
Mar. 28, 2002	at Vancouver	Andrew Cassels	Todd Bertuzzi, Mattias Ohlund	Marc Denis	4:20	3-4
Nov. 5, 2002	Washington	Peter Bondra	Michael Nylander, Kip Miller	Marc Denis	4:56	3-4
Nov. 17, 2002	at Dallas	Pierre Turgeon	Scott Young, Sergei Zubov	Marc Denis	3:19	2-3
Mar. 8, 2003	Calgary	Jarome Iginla	Craig Conroy	Marc Denis	4:52	2-3
Oct. 30, 2003	at Edmonton	Brad Isbister	Mike York, Marc-Andre Bergeron	Marc Denis	2:29	3-4
Dec. 12, 2003	St. Louis	Doug Weight	Pavol Demitra, Keith Tkachuk	Fred Brathwaite	4:51	2-3
Dec. 16, 2003	at St. Louis	Keith Tkachuk	Chris Pronger, Pavol Demitra	Marc Denis	4:17	1-2
Feb. 14, 2004	San Jose	Marco Sturm	Patrick Marleau, Brad Stuart	Marc Denis	4:43	1-2
Mar. 13, 2006	at St. Louis	Christian Backman	Keith Tkachuk, Jay McClement	Pascal Leclaire	3:49	2-3
Oct. 6, 2006	Vancouver	Daniel Sedin	Henrik Sedin	Pascal Leclaire	0:31	2-3
Dec. 29, 2006	at Minnesota	Wes Walz	Martin Skoula, Pavol Demitra	Ty Conklin	1:29	3-4
Dec. 10, 2007	Anaheim	Chris Pronger	Ryan Getzlaf, Mathieu Schneider	Pascal Leclaire	3:14	3-4
Feb. 5, 2008	Washington	Alex Ovechkin	Tom Poti, Shaone Morrisson	Fredrik Norrena	2:28	3-4
Feb. 8, 2008	at San Jose	Joe Thornton	Sandis Ozolinsh, Patrick Marleau	Fredrik Norrena	1:49	1-2
Mar. 7, 2008	Edmonton	Andrew Coglian	Robert Nilsson	Pascal Leclaire	1:53	1-2
Nov. 3, 2008	NY Islanders	Chris Campoli	Mike Comrie	Fredrik Norrena	3:13	3-4
Mar. 24, 2009	at Tampa Bay	Martin St. Louis	Steven Stamkos, Richard Petiot	Steve Mason	3:04	1-2
Apr. 5, 2009	Chicago	Kris Versteeg	Andrew Ladd	Steve Mason	3:10	0-1
Dec. 31, 2009	Nashville	David Legwand	Joel Ward	Mathieu Garon	0:28	1-2
Mar. 2, 2010	Vancouver	Christian Ehrhoff	Ryan Kesler, Alexandre Burrows	Steve Mason	1:33	3-4
Mar. 20, 2010	at Nashville	Cody Franson	Martin Erat, Colin Wilson	Steve Mason	1:54	0-1
Mar. 27, 2010	NY Islanders	Josh Bailey	John Tavares, Mark Streit	Mathieu Garon	2:58	3-4
Apr. 5, 2010	at St. Louis	Erik Johnson	Andy McDonald, David Perron	Mathieu Garon	3:59	1-2
Dec. 13, 2010	at Calgary	Jarome Iginla	Alex Tanguay, Cory Sarich	Mathieu Garon	3:49	2-3
Dec. 15, 2010	at Vancouver	Ryan Kesler	Daniel Sedin, Henrik Sedin	Mathieu Garon	3:30	2-3
Jan. 15, 2011	at Detroit	Johan Franzen	Henrik Zetterberg, Niklas Kronwall	Steve Mason	0:45	5-6
Mar. 9, 2011	St. Louis	Chris Stewart	Carlo Colaiacovo, Kevin Shattenkirk	Jaroslav Halak	0:54	3-4
Mar. 31, 2011	at Washington	Jason Chimera	Brooks Laich, John Carlson	Steve Mason	2:30	3-4
Dec. 8, 2011	Nashville	Colin Wilson	Martin Erat	Curtis Sanford	1:45	3-4
Feb. 19, 2012	at NY Rangers	Derek Stepan	Michael Del Zotto, Marian Gaborik	Steve Mason	0:22	2-3
Feb. 7, 2013	Calgary	Alex Tanguay	Jarome Iginla, T.J. Brodie	Sergei Bobrovsky	1:07	3-4
Feb. 26, 2013	Dallas	Loui Eriksson	Derek Roy, Brenden Dillon	Sergei Bobrovsky	3:03	4-5
Mar. 1, 2013	at Chicago	Brent Seabrook	Jonathan Toews, Viktor Stalberg	Steve Mason	3:23	3-4
Nov. 12, 2013	at Washington	Alex Ovechkin	Marcus Johansson, John Carlson	Sergei Bobrovsky	1:34	3-4
Nov. 14, 2013	at Boston	Milan Lucic		Sergei Bobrovsky	4:11	2-3
Dec. 14, 2013	St. Louis	David Backes		Mike McKenna	0:22	3-4
Feb. 6, 2014	at Los Angeles	Robyn Regehr	Mike Richards, Jeff Carter	Sergei Bobrovsky	2:33	1-2
Apr. 1, 2014	Colorado	Gabriel Landeskog	Tyson Barrie, Nathan MacKinnon	Sergei Bobrovsky	4:27	2-3

SHOOTOUT RECORD BY SEASON

SEASON	HOME				ROAD				OVERALL			
	GP	W	L	PTS	GP	W	L	PTS	GP	W	L	PTS
2005-06	3	3	0	6	8	5	3	13	11	8	3	19
2006-07	4	1	3	5	6	4	2	10	10	5	5	15
2007-08	6	2	4	8	5	1	4	6	11	3	8	14
2008-09	5	3	2	8	8	3	5	11	13	6	7	19
2009-10	8	2	6	10	4	0	4	4	12	2	10	14
2010-11	9	5	4	14	4	0	4	4	13	5	8	18
2011-12	3	1	2	4	6	3	3	9	9	4	5	13
2012-13	5	2	3	7	4	3	1	7	9	5	4	14
2013-14	2	0	2	2	5	5	0	10	7	5	2	12
TOTALS	45	19	26	64	50	24	26	74	95	43	52	138

*Shootout began in 2005-06

SHOOTOUT RECORD BY TEAM

Team	HOME				ROAD				OVERALL			
	GP	W	L	PTS	GP	W	L	PTS	GP	W	L	PTS
ANA	1	1	0	2	3	2	1	5	4	3	1	7
ARI	2	1	1	3	1	0	1	1	3	1	2	3
BOS	1	0	1	1	1	0	1	1	2	0	2	2
BUF	0	0	0	0	1	1	0	2	1	1	0	2
CGY	3	1	2	4	4	3	1	7	7	4	3	11
CAR	0	0	0	0	0	0	0	0	0	0	0	0
CHI	4	0	4	4	3	1	2	4	7	1	6	8
COL	1	0	1	1	2	0	2	2	3	0	3	3
DAL	4	1	3	5	2	1	1	3	6	2	4	8
DET	5	2	3	7	6	3	3	9	11	5	6	16
EDM	3	3	0	6	2	1	1	3	5	4	1	9
FLA	1	1	0	2	0	0	0	0	1	1	0	2
LAK	2	0	2	2	0	0	0	0	2	0	2	2
MIN	2	2	0	4	4	3	1	7	6	5	1	11
MTL	2	1	1	3	1	1	0	2	3	2	1	6
NSH	4	2	2	6	5	1	4	6	9	3	6	12
NJD	0	0	0	0	2	1	1	3	2	1	1	3
NYI	1	1	0	2	2	1	1	3	3	2	1	5
NYR	0	0	0	0	1	1	0	2	1	1	0	2
OTT	0	0	0	0	1	1	0	2	1	1	0	2
PHI	0	0	0	0	0	0	0	0	0	0	0	0
PIT	2	1	1	3	0	0	0	0	2	1	1	3
STL	3	1	2	4	3	0	3	3	6	1	5	7
SJS	2	0	2	2	0	0	0	0	2	0	2	2
TBL	0	0	0	0	1	0	1	1	1	0	1	1
TOR	0	0	0	0	1	1	0	2	1	1	0	2
VAN	2	1	1	3	4	2	2	6	6	3	3	9
WSH	0	0	0	0	0	0	0	0	0	0	0	0
WPG	0	0	0	0	0	0	0	0	0	0	0	0
Total	45	19	26	64	50	24	26	74	95	43	52	138

ALL-TIME STATISTICS

SHOOTOUT WINS - 43

DATE	OPPONENT	SHOOTOUT DECIDING GOAL	GOALTENDER	ROUND	SHOOTOUT SCORE	GAME SCORE
Oct. 28, 2005	Minnesota	Trevor Letowski	Dwayne Roloson	8th	2-1	2-1
Nov. 30, 2005	at Minnesota	Jaroslav Balastik	Manny Fernandez	3rd	1-0	3-2
Dec. 8, 2005	NY Islanders	David Vyborny	Rick DiPietro	1st	1-0	4-3
Jan. 20, 2006	St. Louis	Rick Nash	Curtis Sanford	2nd	1-0	4-3
Feb. 1, 2006	at Calgary	Jaroslav Balastik	Miikka Kiprusoff	1st	2-0	2-1
Feb. 2, 2006	at Edmonton	Jason Chimera	Jussi Markkanen	8th	4-3	2-1
Mar. 5, 2006	at Anaheim	Rick Nash	Jean-Sebastien Giguere	3rd	1-0	3-2
Mar. 25, 2006	at Detroit	Jaroslav Balastik	Chris Osgood	1st	1-0	5-4
Nov. 3, 2006	Calgary	Manny Malholtra	Jamie McLennan	11th	4-3	5-4
Jan. 30, 2007	at Vancouver	Nikolai Zherdev	Roberto Luongo	3rd	2-1	3-2
Mar. 2, 2007	at Dallas	Jason Chimera	Marty Turco	1st	1-0	3-2
Mar. 14, 2007	at Anaheim	David Vyborny	Jean-Sebastien Giguere	5th	1-0	5-4
Mar. 22, 2007	at Detroit	Sergei Fedorov	Chris Osgood	6th	3-2	2-1
Nov. 24, 2007	Detroit	Rick Nash	Chris Osgood	2nd	3-1	3-2
Jan. 12, 2008	Nashville	Nikolai Zherdev	Chris Mason	1st	1-0	2-1
Feb. 21, 2008	at Ottawa	Rick Nash	Ray Emery	1st	2-0	3-2
Nov. 7, 2008	Montreal	Kristian Huselius	Jaroslav Halak	1st	2-0	4-3
Dec. 11, 2008	Nashville	Jakub Voracek	Dan Ellis	3rd	2-1	2-1
Jan. 18, 2009	at Vancouver	Jason Williams	Roberto Luongo	1st	2-0	6-5
Feb. 19, 2009	at Toronto	Rick Nash	Justin Pogge	2nd	2-1	4-3
Mar. 12, 2009	Pittsburgh	Kristian Huselius	Marc-Andre Fleury	3rd	1-0	4-3
Apr. 8, 2009	at Chicago	Fedor Tyutin	Nikolai Khabibulin	2nd	1-0	4-3
Nov. 13, 2009	Anaheim	Kristian Huselius	Jean-Sebastien Giguere	1st	2-0	3-2
Nov. 16, 2009	Edmonton	Jakub Voracek	Jeff Drouin-Deslauriers	4th	2-1	3-2
Oct. 28 2010	Edmonton	Rick Nash	Devan Dubnyk	1st	2-0	3-2
Dec. 6, 2010	Dallas	Kyle Wilson	Kari Lehtonen	3rd	1-0	3-2
Dec. 27, 2010	Minnesota	Kyle Wilson	Jose Theodore	2nd	3-1	4-3
Jan. 14, 2011	Detroit	Antoine Vermette	Joey MacDonald	4th	1-0	3-2
Mar. 29, 2011	Florida	Maksim Mayorov	Scott Clemmensen	2nd	1-0	3-2
Dec. 1, 2011	at Calgary	Rick Nash	Miikka Kiprusoff	3rd	1-0	4-3
Dec. 6, 2011	at Montreal	Rick Nash	Carey Price	2nd	1-0	3-2
Dec. 13, 2011	Vancouver	Rick Nash	Roberto Luongo	2nd	3-1	2-1
Mar. 18, 2012	at Calgary	Cam Atkinson	Miikka Kiprusoff	4th	1-0	2-1
Jan. 19, 2013	at Nashville	Derek Brassard	Sergei Bobrovsky	6th	2-1	3-2
Mar. 5, 2013	Edmonton	Artem Anisimov	Sergei Bobrovsky	3rd	2-0	4-3
Mar. 10, 2013	at Detroit	Matt Calvert	Sergei Bobrovsky	3rd	2-1	3-2
Mar. 16, 2013	Phoenix	Artem Anisimov	Sergei Bobrovsky	2nd	2-0	1-0
Apr. 13, 2013	at Minnesota	Mark Letestu	Sergei Bobrovsky	2nd	2-0	3-2
Oct. 5, 2013	at NY Islanders	Cam Atkinson	Evgeni Nabokov	4th	2-1	3-2
Dec. 27, 2013	at New Jersey	Cam Atkinson	Martin Brodeur	3rd	1-0	2-1
Jan. 6, 2014	at NY Rangers	Mark Letestu	Henrik Lundqvist	1st	2-0	4-3
Jan. 18, 2014	at Buffalo	Ryan Johansen	Ryan Miller	3rd	1-0	4-3
Mar. 15, 2014	at Minnesota	Ryan Johansen	Darcy Kuemper	4th	3-2	2-1

SHOOTOUT LOSSES - 52

DATE	OPPONENT	SHOOTOUT DECIDING GOAL	GOALTENDER	ROUND	SHOOTOUT SCORE	GAME SCORE
Dec. 20, 2005	at Detroit	Jason Williams	Pascal Leclaire	2nd	1-2	3-4
Jan. 7, 2006	at Colorado	Alex Tanguay	Pascal Leclaire	4th	1-2	2-3
Apr. 7, 2006	at Detroit	Tomas Holmstrom	Marc Denis	5th	0-1	5-6
Nov. 22, 2006	St. Louis	Bill Guerin	Pascal Leclaire	4th	0-1	3-4
Dec. 14, 2006	at Phoenix	Mike Comrie	Fredrik Norrena	3rd	0-1	4-5
Jan. 9, 2007	St. Louis	Lee Stempniak	Fredrik Norrena	3rd	2-3	3-4
Feb. 20, 2007	at St. Louis	Lee Stempniak	Fredrik Norrena	1st	0-1	4-5
Feb. 25, 2007	Nashville	Alexander Radulov	Ty Conklin	1st	0-1	3-4
Oct. 17, 2007	Dallas	Jussi Jokinen	Fredrik Norrena	2nd	0-1	2-3
Nov. 1, 2007	at Anaheim	Mathieu Schneider	Fredrik Norrena	2nd	0-1	1-2
Nov. 10, 2007	at Nashville	Martin Erat	Fredrik Norrena	2nd	0-1	3-4
Nov. 18, 2007	Detroit	Johan Franzen	Pascal Leclaire	5th	2-3	4-5
Dec. 3, 2007	Dallas	Niklas Hagman	Pascal Leclaire	5th	2-3	1-2
Feb. 10, 2008	Los Angeles	Patrick O'Sullivan	Pascal Leclaire	4th	1-2	2-3
Mar. 2, 2008	at Edmonton	Ales Hemsky	Pascal Leclaire	2nd	0-1	3-4
Mar. 30, 2008	at Chicago	Patrick Kane	Fredrik Norrena	1st	0-1	4-5
Nov. 1, 2008	Chicago	Jonathan Toews	Fredrik Norrena	1st	0-1	3-4
Nov. 15, 2008	at Minnesota	Marek Zidlicky	Steve Mason	2nd	0-2	2-3
Dec. 18, 2008	at Dallas	Brad Richards	Pascal Leclaire	1st	0-2	5-6
Jan. 21, 2009	at Calgary	Todd Bertuzzi	Steve Mason	3rd	0-1	4-5
Feb. 16, 2009	Dallas	James Neal	Steve Mason	2nd	0-1	2-3
Mar. 28, 2009	at St. Louis	David Perron	Steve Mason	4th	1-2	3-4
Apr. 4, 2009	at Nashville	Ville Koistinen	Steve Mason	3rd	0-1	4-5
Oct. 30, 2009	Pittsburgh	Sidney Crosby	Steve Mason	2nd	0-1	3-4
Nov. 4, 2009	San Jose	Dan Boyle	Steve Mason	2nd	0-1	2-3
Nov. 21, 2009	at Nashville	David Legwand	Steve Mason	2nd	1-2	3-4
Nov. 28, 2009	Calgary	Jamie Lundmark	Steve Mason	4th	2-3	3-4
Dec. 1, 2009	at Chicago	Brent Seabrook	Steve Mason	11th	1-2	3-4
Dec. 10, 2009	at Nashville	Steve Sullivan	Mathieu Garon	5th	2-3	3-4
Dec. 17, 2009	Phoenix	Robert Lang	Mathieu Garon	3rd	1-2	1-2
Dec. 29, 2009	at NY Islanders	Rob Schremp	Steve Mason	3rd	0-1	1-2
Feb. 14, 2010	Chicago	Troy Brouwer	Mathieu Garon	4th	1-2	4-5
Apr. 9, 2010	Detroit	Todd Bertuzzi	Steve Mason	4th	1-2	0-1
Dec. 1, 2010	Nashville	Steve Sullivan	Steve Mason	2nd	0-1	3-4
Jan. 18, 2011	at Tampa Bay	Ryan Malone	Mathieu Garon	4th	0-1	2-3
Feb. 16, 2011	Los Angeles	Jarrett Stoll	Mathieu Garon	2nd	0-1	3-4
Mar. 1, 2011	at Vancouver	Raffi Torres	Steve Mason	8th	0-1	1-2
Mar. 7, 2011	at St. Louis	Alexander Steen	Steve Mason	4th	2-3	4-5
Mar. 15, 2011	Boston	Tyler Seguin	Steve Mason	1st	0-1	2-3
Mar. 22, 2011	at Colorado	Milan Hejduk	Steve Mason	1st	0-1	4-5
Apr. 1, 2011	Chicago	Viktor Stalberg	Mathieu Garon	3rd	0-1	3-4
Oct. 12, 2011	Colorado	Matt Duchene	Steve Mason	2nd	1-2	2-3
Nov. 17, 2011	at Boston	David Krejci	Curtis Sanford	3rd	1-2	1-2
Nov. 23, 2011	at New Jersey	Ilya Kovalchuk	Curtis Sanford	1st	0-1	1-2
Dec. 27, 2011	Calgary	Jarome Iginla	Steve Mason	1st	0-1	1-2
Jan. 21, 2012	at Detroit	Valtteri Filppula	Curtis Sanford	4th	0-1	2-3
Jan. 21, 2013	Detroit	Damien Brunner	Sergei Bobrovsky	4th	0-1	3-4
Mar. 12, 2013	Vancouver	Mason Raymond	Sergei Bobrovsky	3rd	0-1	1-2
Mar. 14, 2013	Chicago	Patrick Kane	Sergei Bobrovsky	3rd	1-2	1-2
Mar. 26, 2013	at Vancouver	Maxim Lapierre	Sergei Bobrovsky	3rd	0-1	0-1
Nov. 15, 2013	Montreal	David Desharnais	Curtis McElhinney	2nd	0-1	2-3
Mar. 13, 2014	San Jose	Joe Pavelski	Sergei Bobrovsky	2nd	0-1	3-4

ALL-TIME STATISTICS

ALL-TIME INDIVIDUAL SHOOTOUT STATISTICS

PLAYER	RD. 1	RD. 2	RD. 3	RD. 4	RD. 5	RD. 6	RD. 7	RD. 8	RD. 9	RD. 10	RD. 11	TOTAL	S PCT.	GWG
A. Anisimov	3-5	2-4	5-of-9	.556	2
C. Atkinson	0-4	1-2	1-2	2-2	4-of-10	.400	3
J. Balastik	5-8	...	1-1	6-of-9	.667	3
B. Berard	0-1	0-of-1	.000	0
D. Brassard	...	1-2	0-3	0-1	...	1-1	2-of-7	.286	1
G. Brule	...	0-1	0-1	...	0-1	0-1	0-of-4	.000	0
M. Calvert	...	1-2	0-3	0-2	1-of-7	.143	1
A. Carter	1-1	1-of-1	1.000	0
J. Carter	0-1	...	0-1	0-of-2	.000	0
J. Chimera	1-1	0-2	...	0-1	0-1	1-2	0-1	2-of-8	.250	2
D. Dorsett	...	0-1	0-of-1	.000	0
A. Eriksson	0-1	...	0-of-1	.000	0
S. Fedorov	0-1	0-2	0-2	0-1	1-2	1-1	2-of-9	.222	1
N. Filatov	0-1	1-3	1-of-4	.250	0
A. Foote	0-1	0-of-1	.000	0
D. Fritsche	0-1	0-of-1	.000	0
C. Glencross	1-1	1-of-1	1.000	0
R. Hainsey	0-1	0-of-1	.000	0
M. Hartigan	1-2	1-of-2	.500	0
J. Hrdina	0-1	...	0-1	0-of-2	.000	0
K. Huselius	4-14	0-1	3-8	7-of-23	.304	3
R. Johansen	1-3	1-5	1-4	1-3	0-1	4-of-16	.250	2
J. Johnson	0-1	0-of-1	.000	0
Z. Konopka	...	0-1	0-of-1	.000	0
T. Kubalik	...	0-1	0-of-1	.000	0
M. Letestu	3-4	3-6	2-3	8-of-16	.500	2
T. Letowski	0-1	0-1	1-1	1-1	2-of-4	.500	1
J. Lindstrom	0-1	0-of-1	.000	0
D. MacKenzie	0-1	0-of-1	.000	0
M. Malhotra	0-1	1-1	1-of-2	.500	1
M. Mayorov	0-1	1-1	1-of-2	.500	1
F. Modin	0-1	0-1	0-1	0-of-3	.000	0
R. Nash	8-20	13-33	4-13	1-1	26-of-67	.388	9
J. Novotny	0-1	0-1	0-1	0-of-3	.000	0
S. Pahlsson	0-1	0-of-1	.000	0
M. Peca	1-2	0-1	0-1	1-of-4	.250	0
A. Picard	0-1	0-of-1	.000	0
G. Platt	...	0-1	0-of-1	.000	0
V. Prospal	...	0-1	0-of-1	.000	0
K. Russell	0-1	...	0-of-1	.000	0
A. Stralman	...	0-1	0-1	0-of-2	.000	0
A. Svitov	0-1	0-of-1	.000	0
R. Torres	0-1	0-of-1	.000	0
F. Tyutin	...	2-4	1-4	1-1	...	0-2	4-of-11	.364	1
R. Umberger	0-1	0-1	0-1	0-1	0-of-4	.000	0
S. Upshall	...	0-1	0-1	0-of-2	.000	0
A. Vermette	0-1	...	0-2	1-5	1-3	2-of-11	.182	1
J. Voracek	0-2	0-1	2-8	1-1	3-of-12	.250	2
D. Vyborny	4-8	0-3	0-4	1-1	1-3	6-of-19	.316	2
J. Williams	2-5	0-1	0-1	2-of-7	.286	1
K. Wilson	...	1-4	1-1	2-of-5	.400	2
J. Wisniewski	1-2	0-1	1-of-3	.333	0
T. Wright	0-1	0-of-1	.000	0
N. Zherdev	2-5	3-7	2-4	1-3	8-of-19	.421	2
Total	35-95	30-95	20-77	10-27	3-12	2-7	2-5	2-5	0-2	0-2	1-2	105-of-329	.319	43

GOALTENDER	RD. 1	RD. 2	RD. 3	RD. 4	RD. 5	RD. 6	RD. 7	RD. 8	RD. 9	RD. 10	RD. 11	TOTAL	SV PCT.
S. Bobrovsky	11-14	10-14	4-7	3-4	1-1	1-1	30-of-41	.732
T. Conklin	1-2	1-2	1-1	3-of-5	.600
M. Denis	3-4	4-4	3-3	1-2	1-2	1-1	0-1	1-1	14-of-18	.778
M. Garon	8-9	5-9	4-7	1-4	0-1	18-of-30	.600
P. Leclaire	11-16	13-16	9-12	1-6	0-3	1-1	0-1	1-1	1-1	1-1	1-1	39-of-59	.661
S. Mason	23-31	16-31	14-19	4-8	1-2	2-2	2-2	1-2	1-1	1-1	0-1	65-of-100	.650
C. McElhinney	2-2	1-2	1-1	4-5	.800
F. Norrena	6-11	6-11	5-7	1-2	2-2	1-1	21-of-34	.618
M. Prusek	1-1	0-1	1-1	1-1	1-1	1-1	1-1	1-1	7-of-8	.875
C. Sanford	4-5	3-5	3-4	0-1	10-of-15	.667
Total	70-95	59-95	45-62	12-28	6-12	7-7	3-5	4-5	2-2	2-2	1-2	211-of-315	.670

RECORD BY DIVISION

YEAR	CENTRAL	PACIFIC	NORTHWEST	VS. WEST	NORTHEAST	ATLANTIC	SOUTHEAST / METRO	VS. EAST
2000-01	6-10-2-2	8-9-1-2	5-12-1-1	19-31-4-5	3-0-3-0	1-4-2-1	5-4-0-0	9-8-5-1
2001-02	5-9-3-3	6-14-0-0	4-14-1-1	15-37-4-4	2-5-1-0	4-0-3-1	1-5-0-0	7-10-4-1
2002-03	5-13-2-0	7-11-1-1	8-8-3-1	20-32-6-2	3-3-0-0	5-3-0-0	1-4-2-1	9-10-2-1
2003-04	9-13-0-2	5-10-4-1	6-11-2-1	20-34-6-4	0-4-1-0	2-2-1-0	3-5-0-0	5-11-2-0
2005-06	14-15-3	8-12-0	8-11-1	30-38-4	0-0-0	4-1-0	1-4-0	5-5-0
2006-07	11-17-4	10-9-1	8-10-2	29-36-7	3-2-0	1-4-0	0-0-0	4-6-0
2007-08	11-18-3	9-5-6	8-10-2	28-33-11	3-2-0	0-0-0	3-1-1	6-3-1
2008-09	10-10-4	6-12-2	12-6-2	28-28-8	5-0-0	3-3-1	5-0-1	13-3-2
2009-10	7-8-9	9-9-2	8-10-2	24-28-12	2-3-0	0-3-3	6-1-0	8-7-3
2010-11	8-11-5	8-11-1	7-9-4	23-31-10	3-2-1	4-2-0	4-0-2	11-4-3
2011-12	5-17-2	9-11-0	9-9-2	23-37-4	2-4-1	1-2-2	3-3-0	6-9-3
2012-13	9-6-3	8-6-1	7-5-3	24-17-7	0-0-0	0-0-0	0-0-0	0-0-0
2013-14	6-6-2	7-5-2	...	13-11-4	...	14-8-2	16-13-1	30-21-3
TOTAL	106-153-49	100-124-25	90-115-29	286-393-102	26-25-7	39-32-16	32-27-7 / 16-13-1	113-97-31

RECORD BY MONTH

YEAR	OCTOBER	NOVEMBER	DECEMBER	JANUARY	FEBRUARY	MARCH	APRIL
2000-01	3-8-0-1	4-8-1-0	5-6-3-1	5-4-0-2	3-5-3-2	5-6-2-0	3-2-0-0
2001-02	1-7-4-0	6-6-1-1	3-9-1-0	4-9-1-0	1-3-1-2	5-8-0-2	2-5-0-0
2002-03	3-5-1-0	6-6-1-2	4-8-1-0	7-6-2-0	3-7-1-0	5-8-1-1	1-2-1-0
2003-04	3-6-0-1	4-6-3-0	2-9-1-2	6-6-3-0	4-7-1-1	5-10-0-0	1-1-0-0
2005-06	4-8-0	3-10-0	5-8-1	8-4-1	3-3-0	7-7-1	5-3-1
2006-07	3-5-1	3-10-1	9-5-2	6-6-1	3-7-2	8-6-0	1-3-0
2007-08	7-3-1	4-7-3	7-5-2	7-7-0	5-5-3	4-6-3	0-3-0
2008-09	4-6-0	6-4-3	7-6-1	7-5-1	7-4-1	9-4-2	1-2-2
2009-10	6-5-1	7-4-3	2-9-5	7-8-0	3-2-1	7-4-3	0-3-2
2010-11	6-4-0	8-4-0	6-7-3	3-6-2	8-3-1	3-7-6	0-4-1
2011-12	2-9-1	4-6-2	4-8-2	3-8-1	5-7-1	9-7-0	2-1-0
2012-13	0-0-0	0-0-0	0-0-0	2-5-1	3-7-2	10-2-4	9-3-0
2013-14	5-6-0	5-8-3	7-5-1	10-4-0	2-2-1	9-5-1	5-2-1
TOTAL	47-72-11	60-79-24	61-85-26	75-78-15	50-62-23	86-80-26	30-34-8

RECORD BY DAY OF THE WEEK

YEAR	MONDAY	TUESDAY	WEDNESDAY	THURSDAY	FRIDAY	SATURDAY	SUNDAY
2000-01	2-4-0-0	4-2-1-1	4-8-3-3	4-4-2-0	5-5-0-0	5-10-2-1	4-6-1-1
2001-02	3-8-2-0	2-6-1-0	2-7-0-1	2-8-1-3	7-3-1-0	4-12-2-1	2-3-1-0
2002-03	1-8-1-0	2-7-1-1	4-4-2-0	9-5-0-0	4-6-2-0	7-9-2-1	2-3-0-1
2003-04	2-4-1-0	2-5-2-1	3-9-1-0	3-10-0-1	6-4-0-1	7-12-1-1	2-1-3-0
2005-06	3-2-1	4-4-1	6-8-0	4-5-0	7-11-1	7-8-1	4-5-0
2006-07	2-2-0	7-4-2	2-6-1	4-4-1	8-10-2	7-12-0	3-4-1
2007-08	1-2-2	4-6-1	7-6-1	6-4-1	7-4-2	6-9-1	3-5-4
2008-09	2-1-2	7-7-1	6-2-1	6-2-1	9-5-0	10-9-4	1-5-1
2009-10	6-4-1	4-8-3	2-4-1	7-7-3	3-1-2	7-10-4	3-1-1
2010-11	4-0-2	5-5-4	5-1-4	3-6-1	7-10-1	9-6-1	1-7-0
2011-12	1-4-0	8-9-1	1-2-2	5-8-2	5-4-0	7-12-1	2-7-1
2012-13	3-1-1	3-2-3	1-1-0	4-4-2	3-2-1	6-4-0	4-3-0
2013-14	6-3-0	8-6-2	2-1-0	7-5-3	6-8-1	11-6-1	3-3-0
TOTAL	36-43-13	60-71-26	45-59-20	64-72-21	77-73-14	93-119-24	34-53-15

RECORD IN BACK-TO-BACK GAMES

YEAR	HOME 1ST GAME	2ND GAME	TOTAL	ROAD 1ST GAME	2ND GAME	TOTAL	OVERALL 1ST GAME	2ND GAME	TOTAL
2000-01	3-1-0-1	0-3-1-2	3-4-1-3	3-9-1-2	2-10-2-0	5-19-3-2	6-10-1-3	2-13-3-2	8-23-4-5
2001-02	1-2-0-0	0-1-0-2	1-3-0-2	5-5-0-0	3-7-0-0	8-12-0-0	6-7-0-0	3-8-0-2	9-15-0-2
2002-03	2-1-0-0	2-2-0-0	4-3-0-0	2-8-2-0	5-5-0-1	7-13-2-1	4-9-2-0	7-7-0-1	11-16-2-1
2003-04	3-2-1-1	3-3-0-0	6-5-1-1	4-6-1-0	2-9-1-0	6-15-2-0	7-8-2-1	5-12-1-0	12-20-3-1
2005-06	7-2-0	2-3-0	9-5-0	4-3-3	6-8-0	10-11-3	11-5-3	8-11-0	19-16-3
2006-07	4-5-1	4-2-1	8-7-2	6-5-0	3-10-1	9-15-1	10-10-1	7-12-2	17-22-3
2007-08	4-0-0	3-1-0	7-1-0	3-5-0	1-4-3	4-9-3	7-5-0	4-5-3	11-10-3
2008-09	8-1-0	4-3-1	12-4-1	4-5-2	3-6-3	7-11-5	12-6-2	7-9-4	19-15-6
2009-10	5-1-2	0-0-0	5-1-2	2-2-0	4-4-4	6-6-4	7-3-2	4-4-4	11-7-6
2010-11	1-4-0	3-4-1	4-8-1	5-5-3	6-3-1	11-8-4	6-9-3	9-7-2	15-16-5
2011-12	2-4-0	1-3-1	3-7-1	3-7-0	2-8-1	5-15-1	5-11-0	3-11-2	8-22-2
2012-13	4-1-0	1-0-0	5-1-0	2-4-0	3-7-0	5-11-0	6-5-0	4-7-0	10-12-0
2013-14	4-3-0	3-4-1	7-7-1	3-5-2	7-2-0	10-7-2	7-8-2	10-6-1	17-14-3
TOTAL	48-26-6	26-28-10	74-56-16	46-70-16	47-86-17	93-153-33	94-96-22	73-112-27	167-208-49

RECORD BY SEASON

RECORD WHEN...

SCORING 1 GOAL OR LESS

YEAR	HOME	ROAD	TOTAL
2000-01	0-8-1-1	0-15-1-0	0-23-2-1
2001-02	0-10-0-2	0-20-0-0	0-30-0-2
2002-03	1-7-0-0	0-9-1-0	1-16-1-0
2003-04	0-7-1-1	0-13-1-1	0-20-2-2
2005-06	1-9-0	0-9-0	1-18-0
2006-07	0-9-0	1-14-0	1-23-0
2007-08	1-9-2	1-15-2	2-24-4
2008-09	1-4-1	1-10-1	2-14-2
2009-10	1-5-3	0-9-3	1-14-6
2010-11	0-7-0	0-9-1	0-16-1
2011-12	0-9-1	1-8-2	1-17-3
2012-13	1-3-2	0-7-1	1-10-3
2013-14	1-7-0	3-7-1	4-14-1
TOTAL	7-94-15	7-145-15	14-239-30

SCORING A POWER PLAY GOAL

YEAR	HOME	ROAD	TOTAL
2000-01	18-5-3-1	4-7-1-2	22-12-4-3
2001-02	11-6-2-0	2-12-3-0	13-18-5-0
2002-03	16-5-2-1	7-14-0-0	23-19-2-1
2003-04	11-8-3-1	6-7-2-2	17-15-5-3
2005-06	17-8-0	7-14-2	24-22-2
2006-07	15-6-4	8-8-2	23-14-6
2007-08	11-5-4	8-9-3	19-14-7
2008-09	12-6-2	7-4-4	19-10-6
2009-10	11-4-1	7-9-4	18-13-5
2010-11	7-7-2	9-6-4	16-13-6
2011-12	12-9-0	6-7-3	18-16-3
2012-13	7-1-3	5-2-0	12-3-3
2013-14	15-6-1	10-4-1	25-10-2
TOTAL	163-76-30	86-103-33	249-179-63

LEADING AFTER 1ST PERIOD

YEAR	HOME	ROAD	TOTAL
2000-01	11-1-0-2	6-3-2-2	17-4-2-4
2001-02	6-3-3-0	5-0-0-1	11-3-3-1
2002-03	11-1-2-0	3-6-1-1	14-7-3-1
2003-04	8-1-2-0	1-1-0-0	9-2-2-0
2005-06	8-3-0	4-4-1	12-7-1
2006-07	10-0-1	6-1-2	16-1-3
2007-08	13-2-3	8-0-1	21-2-4
2008-09	12-3-0	8-3-2	20-6-2
2009-10	10-4-3	3-4-3	13-8-6
2010-11	10-2-1	7-2-0	17-4-1
2011-12	13-2-1	5-1-0	18-3-1
2012-13	5-1-1	3-1-0	8-2-1
2013-14	13-2-2	9-3-1	22-5-3
TOTAL	130-25-21	68-29-17	198-54-38

SCORING 2 GOALS OR LESS

YEAR	HOME	ROAD	TOTAL
2000-01	4-10-2-3	2-23-4-2	6-33-6-5
2001-02	2-15-3-3	2-26-2-0	4-41-5-3
2002-03	4-11-2-1	3-22-2-1	7-33-4-2
2003-04	5-13-2-2	1-22-3-1	6-35-5-3
2005-06	2-15-0	2-18-2	4-33-2
2006-07	3-9-1	2-20-0	5-29-1
2007-08	4-13-3	2-21-3	6-34-6
2008-09	5-11-2	4-14-2	9-25-4
2009-10	6-9-4	1-14-3	7-23-7
2010-11	2-15-1	1-13-4	3-28-5
2011-12	3-8-1	2-11-1	5-19-2
2012-13	4-6-2	4-9-1	8-15-3
2013-14	1-11-2	8-14-2	9-25-4
TOTAL	45-146-34	34-227-33	79-373-67

ALLOWING A POWER PLAY GOAL

YEAR	HOME	ROAD	TOTAL
2000-01	7-9-3-1	4-19-2-3	11-28-5-4
2001-02	4-9-2-1	2-13-2-0	6-22-4-1
2002-03	6-10-4-2	4-15-2-0	10-25-6-2
2003-04	4-9-2-1	1-17-1-1	5-26-3-2
2005-06	13-12-0	8-21-3	21-33-3
2006-07	11-15-3	9-13-3	20-28-6
2007-08	7-10-4	6-13-4	13-23-8
2008-09	13-9-1	7-12-5	20-21-6
2009-10	6-9-3	4-14-4	10-23-7
2010-11	4-14-1	9-13-5	13-27-6
2011-12	3-13-2	4-20-1	7-33-3
2012-13	2-3-1	8-7-0	10-10-1
2013-14	6-8-4	9-11-0	15-9-4
TOTAL	86-130-35	75-188-36	161-308-71

LEADING AFTER 2ND PERIOD

YEAR	HOME	ROAD	TOTAL
2000-01	15-2-1-0	7-0-2-1	22-2-3-1
2001-02	10-0-1-2	7-0-2-0	17-0-3-2
2002-03	16-1-3-1	7-1-2-1	23-2-5-2
2003-04	15-2-2-0	4-1-0-1	19-3-2-1
2005-06	8-1-0	7-1-0	15-2-0
2006-07	14-0-1	7-1-3	21-1-4
2007-08	14-1-1	10-2-0	24-3-1
2008-09	12-2-0	9-1-0	21-3-0
2009-10	12-4-3	12-3-1	24-7-4
2010-11	11-1-1	8-1-1	19-2-2
2011-12	15-3-2	8-3-0	23-6-2
2012-13	9-0-0	4-0-0	13-0-0
2013-14	12-0-3	17-2-1	29-2-4
TOTAL	163-17-21	107-16-15	270-33-36

SCORING 3 GOALS

YEAR	HOME	ROAD	TOTAL
2000-01	8-4-2-0	2-2-0-0	10-6-2-0
2001-02	6-2-2-1	4-3-1-1	10-5-3-2
2002-03	5-1-1-1	1-2-1-0	6-3-2-1
2003-04	6-4-1-0	3-5-1-1	9-9-2-1
2005-06	4-2-0	5-6-1	9-8-1
2006-07	7-2-3	4-2-1	11-4-4
2007-08	6-1-2	4-1-2	10-2-4
2008-09	9-2-1	2-4-2	11-6-3
2009-10	8-3-4	2-7-3	10-10-7
2010-11	9-2-4	9-2-1	18-4-5
2011-12	4-4-1	2-3-1	6-7-2
2012-13	3-0-2	4-1-1	7-1-3
2013-14	3-4-2	6-2-1	9-6-3
TOTAL	78-31-27	48-40-18	126-71-45

SCORING 1ST GOAL

YEAR	HOME	ROAD	TOTAL
2000-01	13-7-1-2	6-7-4-3	19-14-5-5
2001-02	9-6-4-2	8-5-3-0	17-11-7-2
2002-03	12-3-2-0	5-9-2-1	17-12-4-1
2003-04	12-7-3-1	3-9-1-1	15-16-4-2
2005-06	13-6-0	6-8-1	19-14-1
2006-07	14-3-2	9-2-3	23-5-5
2007-08	15-3-4	10-3-2	25-6-6
2008-09	17-5-0	11-4-4	28-9-4
2009-10	12-4-3	8-8-3	20-12-6
2010-11	12-5-2	9-4-3	21-9-5
2011-12	14-8-2	9-5-2	23-13-4
2012-13	7-2-1	5-4-1	12-6-2
2013-14	18-5-3	16-5-3	34-10-6
TOTAL	168-64-32	103-73-37	271-137-69

LEADING IN SHOTS ON GOAL

YEAR	HOME	ROAD	TOTAL
2000-01	6-5-2-2	4-5-0-0	10-10-2-2
2001-02	6-8-0-3	0-5-1-0	6-13-1-3
2002-03	6-3-0-0	2-5-0-0	8-8-0-0
2003-04	10-8-1-0	1-2-2-0	11-10-3-0
2005-06	9-6-0	0-2-0	9-8-0
2006-07	9-9-1	4-13-1	13-22-2
2007-08	13-8-4	5-11-4	18-19-8
2008-09	13-9-3	6-9-3	19-18-6
2009-10	7-7-2	4-7-3	11-14-5
2010-11	10-12-3	8-7-3	18-19-6
2011-12	8-11-3	1-10-1	9-20-3
2012-13	6-2-0	1-4-0	7-6-0
2013-14	9-6-2	9-6-2	18-12-4
TOTAL	115-94-26	45-86-20	160-180-46

SCORING 4 GOALS OR MORE

YEAR	HOME	ROAD	TOTAL
2000-01	7-0-0-0	5-0-0-1	12-0-0-1
2001-02	6-1-0-0	2-0-0-0	8-1-0-0
2002-03	11-1-2-0	5-5-0-0	16-6-2-0
2003-04	6-1-1-0	4-0-0-0	10-1-1-0
2005-06	17-1-0	5-1-1	22-2-1
2006-07	8-4-0	9-0-2	17-4-2
2007-08	10-0-1	8-0-1	18-0-2
2008-09	11-0-0	10-0-3	21-0-3
2009-10	8-1-1	7-2-0	15-3-1
2010-11	6-2-0	7-1-3	13-3-3
2011-12	10-0-0	7-3-0	17-3-0
2012-13	6-0-1	3-1-0	9-1-1
2013-14	18-0-0	7-1-0	25-1-0
TOTAL	124-12-6	79-14-11	203-26-17

ALLOWING 1ST GOAL

YEAR	HOME	ROAD	TOTAL
2000-01	6-8-3-1	3-17-1-0	9-25-4-1
2001-02	5-12-0-2	0-24-1-1	5-36-1-3
2002-03	8-11-3-2	4-19-1-0	12-30-4-2
2003-04	5-11-1-1	5-18-3-1	10-29-4-2
2005-06	10-12-0	6-17-3	16-29-3
2006-07	4-16-2	6-21-0	10-37-2
2007-08	5-11-2	4-19-4	9-30-6
2008-09	8-8-3	5-14-3	13-22-6
2009-10	9-9-5	3-14-4	12-23-9
2010-11	5-13-3	8-13-5	13-26-8
2011-12	3-13-1	3-21-2	6-33-3
2012-13	6-4-4	6-7-1	12-11-5
2013-14	4-10-1	5-12-0	9-22-1
TOTAL	78-138-34	58-216-30	136-354-64

TRAILING IN SHOTS ON GOAL

YEAR	HOME	ROAD	TOTAL
2000-01	12-10-2-1	5-18-5-3	17-28-7-4
2001-02	7-10-5-1	8-23-2-1	15-33-7-2
2002-03	13-10-3-2	7-22-3-1	20-32-6-3
2003-04	7-10-2-2	7-22-2-2	14-32-4-4
2005-06	13-12-0	12-23-4	25-35-4
2006-07	8-8-2	10-19-3	18-27-5
2007-08	6-6-3	9-9-1	15-15-4
2008-09	11-4-1	10-8-3	21-12-4
2009-10	10-5-4	8-14-4	18-19-8
2010-11	6-6-2	9-9-4	15-15-6
2011-12	8-8-0	11-16-2	19-23-2
2012-13	7-1-5	8-8-2	15-9-7
2013-14	12-8-2	12-11-1	24-19-3
TOTAL	120-98-37	116-202-43	236-300-80

RECORD WHEN...

ALLOWING 3 GOALS

YEAR	HOME	ROAD	TOTAL
2000-01	1-3-2-2	0-8-0-2	1-11-2-4
2001-02	2-6-2-1	0-6-1-0	2-12-3-1
2002-03	2-4-1-1	0-6-1-1	2-10-2-2
2003-04	2-3-1-1	1-6-1-0	3-9-2-1
2005-06	5-5-0	1-6-2	6-11-2
2006-07	2-7-1	2-5-0	4-12-1
2007-08	2-2-1	3-11-2	5-13-3
2008-09	6-4-1	3-7-1	9-11-2
2009-10	8-3-4	2-7-3	10-10-7
2010-11	4-5-1	4-3-3	8-8-4
2011-12	3-5-1	2-3-2	5-8-3
2012-13	2-3-1	2-3-0	4-6-1
2013-14	4-6-2	4-4-1	8-10-3
TOTAL	43-56-23	24-75-20	67-131-43

TIED AFTER 1ST PERIOD

YEAR	HOME	ROAD	TOTAL
2000-01	6-7-1-1	1-7-3-0	7-14-4-1
2001-02	6-2-2-4	3-12-2-0	9-14-4-4
2002-03	5-4-1-0	6-5-2-0	11-9-3-0
2003-04	6-9-1-1	3-14-3-2	9-23-4-3
2005-06	10-8-0	4-10-1	14-18-1
2006-07	7-6-2	7-7-1	14-13-3
2007-08	6-3-3	3-11-3	9-14-6
2008-09	11-3-2	5-9-4	16-12-6
2009-10	6-3-3	4-0-0	10-3-3
2010-11	5-6-2	4-3-4	9-9-6
2011-12	4-11-1	4-10-3	8-21-4
2012-13	9-2-3	3-4-2	12-6-5
2013-14	7-10-2	11-5-2	18-13-4
TOTAL	88-74-29	58-97-32	146-171-61

SHOTS ON GOAL ARE TIED

YEAR	HOME	ROAD	TOTAL
2000-01	1-0-0-0	0-1-0-0	1-1-0-0
2001-02	1-0-0-0	0-1-0-0	1-1-0-0
2002-03	1-1-2-0	0-1-0-0	1-2-2-0
2003-04	0-0-1-0	0-3-0-0	0-3-1-0
2005-06	1-0-0	0-0-0	1-0-0
2006-07	1-2-0	1-1-0	2-3-0
2007-08	1-0-0	0-2-0	1-2-0
2008-09	1-1-0	0-0-0	1-1-0
2009-10	2-1-2	1-1-0	3-2-2
2010-11	1-1-0	0-0-1	1-1-1
2011-12	1-2-0	0-0-0	1-2-0
2012-13	1-2-0	1-0-0	2-2-0
2013-14	1-1-0	0-0-0	1-1-0
TOTAL	13-11-5	3-10-1	16-21-6

ALLOWING 4 GOALS OR MORE

YEAR	HOME	ROAD	TOTAL
2000-01	1-10-0-0	2-13-0-1	3-23-0-1
2001-02	2-11-0-1	0-15-0-1	2-26-0-2
2002-03	1-7-2-1	1-22-0-0	2-29-2-1
2003-04	1-11-1-0	1-17-0-1	2-28-1-1
2005-06	6-12-0	2-15-2	8-27-2
2006-07	2-14-2	3-11-3	5-25-5
2007-08	2-10-3	1-7-2	3-17-5
2008-09	2-8-1	2-9-5	4-17-6
2009-10	0-8-4	2-16-3	2-24-7
2010-11	0-11-4	1-13-4	1-24-8
2011-12	0-12-1	0-21-0	0-33-1
2012-13	0-2-2	1-5-1	1-7-3
2013-14	1-8-1	0-10-1	1-18-2
TOTAL	18-124-23	16-174-23	34-298-46

TRAILING AFTER 1ST PERIOD

YEAR	HOME	ROAD	TOTAL
2000-01	2-7-3-0	2-14-0-1	4-21-3-1
2001-02	2-13-0-0	0-17-1-0	2-30-1-0
2002-03	4-9-2-2	0-17-0-0	4-26-2-2
2003-04	3-8-1-1	4-12-1-0	7-20-2-1
2005-06	5-7-0	4-11-2	9-18-2
2006-07	2-12-1	1-16-0	3-28-1
2007-08	1-8-1	3-12-1	4-20-2
2008-09	2-7-1	3-6-1	5-13-2
2009-10	4-6-2	1-12-3	5-18-5
2010-11	3-11-2	5-11-4	8-22-6
2011-12	1-8-1	2-14-1	3-22-2
2012-13	0-2-1	4-7-0	4-9-1
2013-14	2-5-0	1-9-0	3-14-0
TOTAL	31-103-18	30-158-15	61-261-33

RECORD IN GAMES DECIDED BY...

YEAR	1-GOAL	2-GOALS	3-GOALS	4+ GOALS
2000-01	11-11-0-6	6-12	11-10	1-6
2001-02	10-11-0-5	9-17	1-9	2-10
2002-03	11-15-0-3	7-10	7-4	4-13
2003-04	14-18-0-4	6-13	4-7	1-7
2005-06	24-12-4	3-12	7-10	1-9
2006-07	18-11-7	6-10	5-15	4-6
2007-08	14-8-12	6-13	10-11	4-4
2008-09	20-6-10	12-10	4-12	5-3
2009-10	15-11-15	9-7	6-11	2-6
2010-11	19-10-3	7-6	6-11	2-8
2011-12	11-13-7	7-12	8-15	3-6
2012-13	14-7-7	5-5	3-3	2-2
2013-14	16-12-7	10-10	13-5	4-5
TOTAL	190-145-90	93-137	85-123	35-85

SHUT OUT ON POWER PLAY

YEAR	HOME	ROAD	TOTAL
2000-01	1-10-2-2	5-17-3-1	6-27-5-3
2001-02	3-12-3-4	6-17-0-1	9-29-3-5
2002-03	4-9-3-1	2-14-3-1	6-23-6-2
2003-04	6-10-1-1	2-20-2-0	7-30-3-1
2005-06	6-10-1	5-11-2	11-21-3
2006-07	3-13-0	7-15-1	10-28-1
2007-08	8-9-3	7-13-2	15-22-5
2008-09	13-7-1	9-14-3	22-21-4
2009-10	9-9-2	5-13-3	14-22-5
2010-11	10-12-3	8-10-4	18-22-7
2011-12	5-12-3	6-19-0	11-31-3
2012-13	7-4-2	5-10-2	12-14-4
2013-14	7-9-3	11-13-2	18-22-5
TOTAL	82-126-35	78-186-30	160-312-65

TIED AFTER 2ND PERIOD

YEAR	HOME	ROAD	TOTAL
2000-01	3-1-1-2	2-6-3-1	5-7-4-3
2001-02	4-2-3-2	1-3-0-1	5-5-3-3
2002-03	3-4-0-1	1-4-1-0	4-8-1-1
2003-04	2-4-1-1	1-7-4-1	3-11-5-2
2005-06	9-6-0	2-1-1	11-7-1
2006-07	0-3-1	6-2-1	6-5-2
2007-08	4-2-4	1-4-3	5-6-7
2008-09	13-0-2	3-3-4	16-3-6
2009-10	4-0-3	0-3-3	4-3-6
2010-11	5-4-3	7-0-3	12-4-6
2011-12	2-4-1	4-5-2	4-9-3
2012-13	3-0-3	5-3-1	8-3-4
2013-14	9-6-1	3-1-2	12-7-3
TOTAL	61-36-29	36-42-31	97-78-60

KILLING ALL SHORTHANDED ATTEMPTS

YEAR	HOME	ROAD	TOTAL
2000-01	12-6-1-2	5-5-3-0	17-11-4-2
2001-02	10-9-3-3	6-16-1-1	16-25-4-4
2002-03	14-4-1-0	5-13-1-1	19-17-2-1
2003-04	13-9-2-1	7-10-3-1	20-19-5-2
2005-06	10-6-0	4-4-1	14-10-1
2006-07	7-4-1	6-10-0	13-14-1
2007-08	13-4-3	8-9-1	21-13-4
2008-09	12-4-2	9-6-2	21-10-4
2009-10	14-4-5	8-8-3	22-12-8
2010-11	11-5-4	8-3-3	19-8-7
2011-12	14-8-1	8-6-2	22-14-3
2012-13	12-2-4	2-5-2	14-7-6
2013-14	16-7-0	12-6-3	28-13-3
TOTAL	158-72-33	98-101-28	256-173-61

TRAILING AFTER 2ND PERIOD

YEAR	HOME	ROAD	TOTAL
2000-01	1-12-2-1	0-18-0-1	1-30-2-2
2001-02	0-16-1-0	0-26-1-0	0-42-2-0
2002-03	1-9-2-0	1-23-0-0	2-32-2-0
2003-04	0-12-1-1	3-19-0-0	3-31-1-1
2005-06	6-11-0	3-23-3	9-34-3
2006-07	5-16-1	1-20-0	6-36-1
2007-08	2-10-2	3-17-2	5-27-4
2008-09	0-10-1	4-15-3	4-25-4
2009-10	2-9-2	2-16-3	4-25-5
2010-11	1-14-1	2-15-4	3-29-5
2011-12	0-13-0	2-18-2	2-31-2
2012-13	3-5-2	0-9-1	3-14-3
2013-14	1-9-0	1-14-0	2-23-0
TOTAL	22-146-17	22-233-20	44-379-37

INDIVIDUAL LEADERS BY SEASON

GAMES PLAYED

2000-01	Serge Aubin	81
	Lyle Odelein	81
2001-02	Grant Marshall	81
	Jean-Luc Grand-Pierre	81
2002-03	Geoff Sanderson	82
	Luke Richardson	82
2003-04	David Vyborny	82
2005-06	Trevor Letowski	81
2006-07	David Vyborny	82
	Jason Chimera	82
	Manny Malholtra	82
2007-08	Nikolai Zherdev	82
	Rostislav Klesla	82
2008-09	R.J. Umberger	82
	Fedor Tyutin	82
	Jan Hejda	82
2009-10	R.J. Umberger	82
	Antoine Vermette	82
2010-11	Samuel Pahlsson	82
	R.J. Umberger	82
	Antoine Vermette	82
2011-12	Rick Nash	82
	Vinny Prospal	82
2012-13	Vinny Prospal	48
	R.J. Umberger	48
	Fedor Tyutin	48
2013-14	Ryan Johansen	82
	Mark Letestu	82
	Jack Johnson	82

POINTS

2000-01	Geoff Sanderson	56
2001-02	Ray Whitney	61
2002-03	Ray Whitney	76
2003-04	Rick Nash	57
2005-06	David Vyborny	65
2006-07	David Vyborny	64
2007-08	Rick Nash	69
2008-09	Rick Nash	79
2009-10	Rick Nash	67
2010-11	Rick Nash	66
2011-12	Rick Nash	59
2012-13	Vinny Prospal	30
2013-14	Ryan Johansen	63

GOALS

2000-01	Geoff Sanderson	30
2001-02	Ray Whitney	21
2002-03	Geoff Sanderson	34
2003-04	Rick Nash	41
2005-06	Rick Nash	31
2006-07	Rick Nash	27
2007-08	Rick Nash	38
2008-09	Rick Nash	40
2009-10	Rick Nash	33
2010-11	Rick Nash	32
2011-12	Rick Nash	30
2012-13	Mark Letestu	13
2013-14	Ryan Johansen	33

ASSISTS

2000-01	Espen Knutsen	42
2001-02	Ray Whitney	40
2002-03	Ray Whitney	52
2003-04	David Vyborny	31
2005-06	David Vyborny	43
2006-07	David Vyborny	48

ASSISTS (CONT.)

2007-08	Nikolai Zherdev	35
2008-09	Rick Nash	39
2009-10	Kristian Huselius	40
2010-11	Rick Nash	34
2011-12	Vinny Prospal	39
2012-13	Vinny Prospal	18
	Brandon Dubinsky	18
	Fedor Tyutin	18
2013-14	James Wisniewski	44

PLUS/MINUS RATING

2000-01	Jamie Pushor	7
2001-02	Jody Shelley	1
2002-03	David Vyborny	12
2003-04	David Ling	-3
2005-06	Ron Hainsey	13
2006-07	Anders Eriksson	12
2007-08	Jan Hejda	20
2008-09	Jan Hejda	23
2009-10	Derek Dorsett	6
2010-11	Derek MacKenzie	14
2011-12	Derek MacKenzie	4
2012-13	Dalton Prout	15
2013-14	Corey Tropp	11

PENALTY MINUTES

2000-01	Tyler Wright	140
2001-02	Jody Shelley	206
2002-03	Jody Shelley	249
2003-04	Jody Shelley	228
2005-06	Jody Shelley	163
2006-07	Alexander Svitov	145
2007-08	Jared Boll	226
2008-09	Jared Boll	180
2009-10	Jared Boll	149
2010-11	Derek Dorsett	184
2011-12	Derek Dorsett	235
2012-13	Jared Boll	100
2013-14	Brandon Dubinsky	98

POWER PLAY GOALS

2000-01	Steve Heinze	14
2001-02	Mike Sillinger	8
2002-03	Geoff Sanderson	15
2003-04	Rick Nash	19
2005-06	Rick Nash	11
2006-07	Rick Nash	9
2007-08	Rick Nash	10
2008-09	R.J. Umberger	9
2009-10	Rick Nash	10
2010-11	R.J. Umberger	8
2011-12	Rick Nash	6
2012-13	Vinny Prospal	4
	James Wisniewski	4
2013-14	R.J. Umberger	8

SHORTHANDED GOALS

2000-01	Tyler Wright	1
	Robert Kron	1
	Jamie Pushor	1
2001-02	Espen Knutsen	2
2002-03	Mike Sillinger	3
2003-04	David Vyborny	4
2005-06	David Vyborny	2
	Adam Foote	2
2006-07	Sergei Fedorov	2
	Jason Chimera	2

SHORTHANDED GOALS (CONT.)

2007-08	Rick Nash	4
2008-09	Rick Nash	5
2009-10	Rick Nash	2
	Antoine Vermette	2
2010-11	R.J. Umberger	3
2011-12	Derek MacKenzie	2
	Rick Nash	2
2012-13	Mark Letestu	2
2013-14	Artem Anisimov	2
	Brandon Dubinsky	2
	Derek MacKenzie	2

GAME-WINNING GOALS

2000-01	Geoff Sanderson	7
2001-02	Mike Sillinger	5
2002-03	Andrew Cassels	5
2003-04	Rick Nash	7
2005-06	David Vyborny	6
2006-07	Rick Nash	5
2007-08	Rick Nash	6
2008-09	Raffi Torres	6
2009-10	Rick Nash	6
2010-11	Rick Nash	7
2011-12	Derick Brassard	3
	Ryan Johansen	3
	Nikita Nikitin	3
	R.J. Umberger	3
2012-13	Artem Anisimov	3
2013-14	Boone Jenner	5
	Ryan Johansen	5
	Cam Atkinson	5
	Nick Foligno	5
	Artem Anisimov	5

SHOTS ON GOAL

2000-01	Geoff Sanderson	199
2001-02	Ray Whitney	210
2002-03	Geoff Sanderson	286
2003-04	Rick Nash	269
2005-06	Nikolai Zherdev	194
2006-07	Rick Nash	228
2007-08	Rick Nash	329
2008-09	Rick Nash	263
2009-10	Rick Nash	254
2010-11	Rick Nash	305
2011-12	Rick Nash	306
2012-13	Jack Johnson	96
	R.J. Umberger	96
2013-14	Ryan Johansen	237

SHOOTING PERCENTAGE

2000-01	Espen Knutsen	17.7
2001-02	Mike Sillinger	13.3
2002-03	Espen Knutsen	17.9
2003-04	Rick Nash	15.2
2005-06	Rick Nash	18.2
2006-07	Rick Nash	11.8
2007-08	Rick Nash	11.6
2008-09	Rick Nash	15.2
2009-10	Antoine Vermette	17.3
2010-11	Kristian Huselius	14.9
2011-12	Derick Brassard	11.2
2012-13	Artem Anisimov	16.2
2013-14	Nick Foligno	16.2

INDIVIDUAL LEADERS BY SEASON

FACE-OFF WINNING PERCENTAGE

2000-01	Kevyn Adams	57.4
2001-02	Mike Sillinger	57.0
2002-03	Mike Sillinger	56.5
2003-04	Manny Malhotra	53.9
2005-06	Manny Malhotra	56.3
2006-07	Manny Malhotra	55.1
2007-08	Manny Malhotra	59.0
2008-09	Manny Malhotra	58.0
2009-10	Antoine Vermette	54.2
2010-11	Antoine Vermette	55.6
2011-12	Mark Letestu	51.9
2012-13	Derek MacKenzie	59.4
2013-14	Brandon Dubinsky	52.9

POINTS BY DEFENSEMAN

2000-01	Jamie Heward	27
2001-02	Deron Quint	25
2002-03	Jaroslav Spacek	45
2003-04	Anders Eriksson	27
2005-06	Bryan Berard	32
2006-07	Ron Hainsey	34
2007-08	Ron Hainsey	32
2008-09	Fedor Tyutin	34
2009-10	Anton Stralman	34
2010-11	Fedor Tyutin	27
2011-12	Nikita Nikitin	32
2012-13	Fedor Tyutin	22
2013-14	James Wisniewski	51

GOALS BY DEFENSEMAN

2000-01	Jamie Heward	11
2001-02	Rostislav Klesla	8
2002-03	Jaroslav Spacek	9
2003-04	Anders Eriksson	7
2005-06	Bryan Berard	12
2006-07	Ron Hainsey	9
2007-08	Ron Hainsey	8
2008-09	Fedor Tyutin	9
2009-10	Kris Russell	7
2010-11	Fedor Tyutin	7
2011-12	Nikita Nikitin	7
2012-13	Jack Johnson	5
	James Wisniewski	5
2013-14	James Wisniewski	7

HAT TRICKS

2000-01	Geoff Sanderson	1
	Tyler Wright	1
	Deron Quint	1
2001-02	Espen Knutsen	1
2002-03	Tyler Wright	2
2003-04	David Vyborny	1
2005-06	Rick Nash	1
	Bryan Berard	1
2006-07		0
2007-08	Rick Nash	1
2008-09	Rick Nash	2
2009-10	R.J. Umberger	1
2010-11	Matt Calvert	1
	Kristian Huselius	1
	Rick Nash	1
2011-12	Jeff Carter	2
2012-13		0
2013-14		0

MULTI-POINT GAMES

2000-01	Geoff Sanderson	11
2001-02	Ray Whitney	18
2002-03	Ray Whitney	19
2003-04	Rick Nash	14
2005-06	David Vyborny	19
2006-07	David Vyborny	19
2007-08	Rick Nash	16
2008-09	Rick Nash	24
2009-10	Kristian Huselius	18
2010-11	Rick Nash	16
2011-12	Rick Nash	14
2012-13	Vinny Prospal	6
	Mark Letestu	6
2013-14	Ryan Johansen	16

MULTI-GOAL GAMES

2000-01	Geoff Sanderson	5
2001-02	Mike Sillinger	3
2002-03	Geoff Sanderson	6
2003-04	Rick Nash	6
2005-06	Rick Nash	5
2006-07	Rick Nash	5
2007-08	Rick Nash	6
2008-09	Rick Nash	6
2009-10	Rick Nash	5
2010-11	Rick Nash	7
2011-12	Rick Nash	4
2012-13	Cam Atkinson	2
2013-14	Ryan Johansen	4

ICE TIME - ALL PLAYERS

2000-01	Deron Quint	24:05
2001-02	Deron Quint	22:00
2002-03	Jaroslav Spacek	24:47
2003-04	Jaroslav Spacek	23:26
2005-06	Adam Foote	24:33
2006-07	Adam Foote	24:44
2007-08	Rostislav Klesla	23:12
2008-09	Fedor Tyutin	23:30
2009-10	Fedor Tyutin	23:31
2010-11	Fedor Tyutin	22:41
2011-12	James Wisniewski	24:47
2012-13	Jack Johnson	25:58
2013-14	Jack Johnson	24:40

ICE TIME - FORWARDS

2000-01	Steve Heinze	18:49
2001-02	Mike Sillinger	20:51
2002-03	Ray Whitney	21:00
2003-04	Todd Marchant	20:38
2005-06	Sergei Fedorov	21:01
2006-07	David Vyborny	20:20
2007-08	Rick Nash	20:29
2008-09	Rick Nash	21:09
2009-10	Rick Nash	20:56
2010-11	R.J. Umberger	19:12
2011-12	Rick Nash	19:05
2012-13	Marian Gaborik	18:31
2013-14	Brandon Dubinsky	18:46

GOALTENDERS

GAMES PLAYED

2000-01	Ron Tugnutt	53
2001-02	Ron Tugnutt	44
2002-03	Marc Denis	77
2003-04	Marc Denis	66
2005-06	Marc Denis	49
2006-07	Fredrik Norrena	55
2007-08	Pascal Leclaire	54
2008-09	Steve Mason	61
2009-10	Steve Mason	58
2010-11	Steve Mason	54
2011-12	Steve Mason	46
2012-13	Sergei Bobrovsky	38
2013-14	Sergei Bobrovsky	58

MINUTES PLAYED

2000-01	Ron Tugnutt	3,129
2001-02	Ron Tugnutt	2,502
2002-03	Marc Denis	4,511
2003-04	Marc Denis	3,796
2005-06	Marc Denis	2,786
2006-07	Fredrik Norrena	2,952
2007-08	Pascal Leclaire	2,986
2008-09	Steve Mason	3,664
2009-10	Steve Mason	3,201
2010-11	Steve Mason	3,027
2011-12	Steve Mason	2,534
2012-13	Sergei Bobrovsky	2,219
2013-14	Sergei Bobrovsky	3,229

GOALS-AGAINST AVERAGE

2000-01	Ron Tugnutt	2.44
2001-02	Ron Tugnutt	2.85
2002-03	Marc Denis	3.09
2003-04	Marc Denis	2.56
2005-06	Pascal Leclaire	3.23
2006-07	Fredrik Norrena	2.78
2007-08	Pascal Leclaire	2.25
2008-09	Steve Mason	2.29
2009-10	Mathieu Garon	2.81
2010-11	Mathieu Garon	2.72
2011-12	Curtis Sanford	2.60
2012-13	Sergei Bobrovsky	2.00
2013-14	Sergei Bobrovsky	2.38

SAVE PERCENTAGE

2000-01	Ron Tugnutt	.917
2001-02	Ron Tugnutt	.900
2002-03	Marc Denis	.903
2003-04	Marc Denis	.918
2005-06	Pascal Leclaire	.911
2006-07	Fredrik Norrena	.904
2007-08	Pascal Leclaire	.919
2008-09	Steve Mason	.916
2009-10	Mathieu Garon	.903
2010-11	Mathieu Garon	.901
	Steve Mason	.901
2011-12	Curtis Sanford	.911
2012-13	Sergei Bobrovsky	.932
2013-14	Sergei Bobrovsky	.923

INDIVIDUAL LEADERS BY SEASON

WINS

2000-01	Ron Tugnutt	22
2001-02	Ron Tugnutt	12
2002-03	Marc Denis	27
2003-04	Marc Denis	21
2005-06	Marc Denis	21
2006-07	Fredrik Norrena	24
2007-08	Pascal Leclaire	24
2008-09	Steve Mason	33
2009-10	Steve Mason	20
2010-11	Steve Mason	24
2011-12	Steve Mason	16
2012-13	Sergei Bobrovsky	21
2013-14	Sergei Bobrovsky	32

TIES*

2000-01	Ron Tugnutt	5
2001-02	Marc Denis	5
2002-03	Marc Denis	8
2003-04	Marc Denis	7

*Stat not kept after 2003-04 season

OTL/SOL

2005-06	Pascal Leclaire	3
2006-07	Fredrik Norrena	3
2007-08	Pascal Leclaire	6
2007-08	Fredrik Norrena	6
2008-09	Steve Mason	7
2009-10	Steve Mason	9
2010-11	Steve Mason	7
2011-12	Curtis Sanford	4
2012-13	Sergei Bobrovsky	6
2013-14	Sergei Bobrovsky	5

LOSSES

2000-01	Ron Tugnutt	25
2001-02	Ron Tugnutt	27
2002-03	Marc Denis	41
2003-04	Marc Denis	36
2005-06	Marc Denis	25
2006-07	Fredrik Norrena	23
2007-08	Fredrik Norrena	19
2008-09	Steve Mason	20
2009-10	Steve Mason	26
2010-11	Steve Mason	21
2011-12	Steve Mason	26
2012-13	Sergei Bobrovsky	11
2013-14	Sergei Bobrovsky	20

DECISIONS

2000-01	Ron Tugnutt	52
2001-02	Ron Tugnutt	42
2002-03	Marc Denis	76
2003-04	Marc Denis	64
2005-06	Marc Denis	48
2006-07	Fredrik Norrena	50
2007-08	Pascal Leclaire	47
2008-09	Steve Mason	60
2009-10	Steve Mason	54
2010-11	Steve Mason	52
2011-12	Steve Mason	45
2012-13	Sergei Bobrovsky	38
2013-14	Sergei Bobrovsky	57

SHUTOUTS

2000-01	Ron Tugnutt	4
2001-02	Ron Tugnutt	2
2002-03	Marc Denis	5
2003-04	Marc Denis	5
2005-06	Marc Denis	1
2006-07	Fredrik Norrena	3
2007-08	Pascal Leclaire	9
2008-09	Steve Mason	10
2009-10	Steve Mason	5
2010-11	Mathieu Garon	3
	Steve Mason	3
2011-12	Steve Mason	1
	Curtis Sanford	1
2012-13	Sergei Bobrovsky	4
2013-14	Sergei Bobrovsky	5

ASSISTS

2000-01	Ron Tugnutt	1
2001-02	Ron Tugnutt	1
	Marc Denis	1
2002-03		0
2003-04	Marc Denis	2
2005-06	Marc Denis	1
	Pascal Leclaire	1
2006-07		0
2007-08	Pascal Leclaire	2
2008-09	Pascal Leclaire	1
2009-10	Steve Mason	2
2010-11	Mathieu Garon	1
	Steve Mason	1
2011-12	Steve Mason	2
2012-13		0
2013-14	Bobrovsky, McElhinney	1

PENALTY MINUTES

2000-01	Ron Tugnutt	2
	Marc Denis	2
2001-02	Marc Denis	2
2002-03	Marc Denis	6
2003-04	Marc Denis	10
2005-06	Marc Denis	2
	Pascal Leclaire	2
2006-07	Fredrik Norrena	6
2007-08	Pascal Leclaire	2
2008-09	Steve Mason	2
2009-10	Steve Mason	2
	Mathieu Garon	2
2010-11	Mathieu Garon	2
	Steve Mason	2
2011-12	Steve Mason	2
2012-13		0
2013-14	Sergei Bobrovsky	2



RON TUGNUTT



SERGEI BOBROVSKY

TOP SINGLE SEASONS

GAMES PLAYED

1.	Mark Letestu	82	2013-14
	Jack Johnson	82	2013-14
	Ryan Johansen	82	2013-14
	Rick Nash	82	2011-12
	Vinny Prospal	82	2011-12
	Samuel Pahlsson	82	2010-11
	R.J. Umberger	82	2010-11
	Antoine Vermette	82	2010-11
	R.J. Umberger	82	2009-10
	Antoine Vermette	82	2009-10
	R.J. Umberger	82	2008-09
	Fedor Tyutin	82	2008-09
	Jan Hejda	82	2008-09
	Nikolai Zherdev	82	2007-08
	Rostislav Klesla	82	2007-08
	David Vyborny	82	2006-07
	Jason Chimera	82	2006-07
	Manny Malhotra	82	2006-07
	David Vyborny	82	2003-04
	Geoff Sanderson	82	2002-03
	Luke Richardson	82	2002-03

POINTS

1.	Rick Nash	79	2008-09
2.	Ray Whitney	76	2002-03
3.	Rick Nash	69	2007-08
4.	Andrew Cassels	68	2002-03
5.	Rick Nash	67	2009-10
	Geoff Sanderson	67	2002-03
7.	Rick Nash	66	2010-11
8.	Antoine Vermette	65	2009-10
	David Vyborny	65	2005-06
10.	David Vyborny	64	2006-07

GOALS

1.	Rick Nash	41	2003-04
2.	Rick Nash	40	2008-09
3.	Rick Nash	38	2007-08
4.	Geoff Sanderson	34	2002-03
5.	Rick Nash	33	2009-10
	Ryan Johansen	33	2013-14
7.	Rick Nash	32	2010-11
8.	Rick Nash	31	2005-06
9.	Rick Nash	30	2011-12
	Geoff Sanderson	30	2000-01

ASSISTS

1.	Ray Whitney	52	2002-03
2.	David Vyborny	48	2006-07
	Andrew Cassels	48	2002-03
4.	James Wisniewski	44	2013-14
5.	David Vyborny	43	2005-06
6.	Espen Knutsen	42	2000-01
7.	Ray Whitney	40	2001-02
	Kristian Huselius	40	2009-10
9.	Vinny Prospal	39	2011-12
	Rick Nash	39	2008-09

PLUS/MINUS RATING (MIN. 50 GAMES)

1.	Jan Hejda	+23	2008-09
2.	Jan Hejda	+20	2007-08
3.	Derek MacKenzie	+14	2010-11
4.	Ron Hainsey	+13	2005-06
5.	Anders Eriksson	+12	2006-07
	David Vyborny	+12	2002-03
7.	Jakub Voracek	+11	2008-09
	Mike Commodore	+11	2008-09
	Rick Nash	+11	2008-09
10.	Nikita Nikitin	+9	2013-14

PENALTY MINUTES

1.	Jody Shelley	249	2002-03
2.	Derek Dorsett	235	2011-12
3.	Jody Shelley	228	2003-04
4.	Jared Boll	226	2007-08
5.	Jody Shelley	206	2001-02
6.	Derek Dorsett	184	2010-11
7.	Jared Boll	182	2010-11
8.	Jared Boll	180	2008-09
9.	Jody Shelley	163	2005-06
10.	Derek Dorsett	150	2008-09

POWER PLAY GOALS

1.	Rick Nash	19	2003-04
2.	Geoff Sanderson	15	2002-03
3.	Steve Heinze	14	2000-01
4.	Rick Nash	11	2005-06
	Bryan Berard	11	2005-06
6.	Rick Nash	10	2009-10
	Rick Nash	10	2007-08
	Nikolai Zherdev	10	2005-06
9.	R.J. Umberger	9	2008-09
	Rick Nash	9	2006-07
	Andrew Cassels	9	2002-03
	Mike Sillinger	9	2002-03
	Geoff Sanderson	9	2000-01
	Jamie Heward	9	2000-01

SHORTHANDED GOALS

1.	Rick Nash	5	2008-09
2.	Rick Nash	4	2007-08
	David Vyborny	4	2003-04
4.	R.J. Umberger	3	2010-11
	Mike Sillinger	3	2002-03
6.	Derek MacKenzie	2	2011-12
	Rick Nash	2	2011-12
	Rick Nash	2	2009-10
	Antoine Vermette	2	2009-10
	Sergei Fedorov	2	2006-07
	Jason Chimera	2	2006-07
	David Vyborny	2	2005-06
	Adam Foote	2	2005-06
	Geoff Sanderson	2	2002-03
	Ray Whitney	2	2002-03
	Tyler Wright	2	2002-03
	Espen Knutsen	2	2001-02
	Mark Letestu	2	2012-13
	Brandon Dubinsky	2	2013-14
	Derek MacKenzie	2	2013-14
	Artem Anisimov	2	2013-14

GAME-WINNING GOALS

1.	Rick Nash	7	2010-11
	Rick Nash	7	2003-04
	Geoff Sanderson	7	2000-01
4.	Rick Nash	6	2009-10
	Raffi Torres	6	2008-09
	Rick Nash	6	2007-08
	David Vyborny	6	2005-06
8.	Kristian Huselius	5	2009-10
	Rick Nash	5	2008-09
	Rick Nash	5	2006-07
	Jason Chimera	5	2005-06
	Andrew Cassels	5	2002-03
	Mike Sillinger	5	2001-02
	Boone Jenner	5	2013-14
	Cam Atkinson	5	2013-14
	Ryan Johansen	5	2013-14
	Nick Foligno	5	2013-14
	Artem Anisimov	5	2013-14

SHOTS ON GOAL

1.	Rick Nash	329	2007-08
2.	Rick Nash	306	2011-12
3.	Rick Nash	305	2010-11
4.	Geoff Sanderson	286	2002-03
5.	Rick Nash	269	2003-04
6.	Rick Nash	263	2008-09
7.	Rick Nash	254	2009-10
	Nikolai Zherdev	254	2007-08
9.	Ryan Johansen	237	2013-14
10.	Ray Whitney	235	2002-03

SHOOTING PERCENTAGE (MIN. 50 GAMES)

1.	Raffi Torres	19.2	2009-10
2.	Rick Nash	18.2	2005-06
3.	Espen Knutsen	17.7	2000-01
	Andrew Cassels	17.7	2002-03
5.	Steve Heinze	17.6	2000-01
	Tyler Wright	17.6	2002-03
7.	Antoine Vermette	17.3	2009-10
8	Nick Foligno	16.2	2013-14
9.	David Vyborny	16.0	2002-03
10.	Rick Nash	15.2	2008-09
	David Vyborny	15.2	2005-06
	Rick Nash	15.2	2003-04

FACE-OFF WINNING PERCENTAGE (MIN. 100 ATTEMPTS)

1.	Derek MacKenzie	59.4	2012-13
2.	Manny Malhotra	59.0	2007-08
3.	Brandon Dubinsky	58.3	2012-13
4.	Manny Malhotra	58.0	2008-09
5.	Antoine Vermette	57.7	2008-09
6.	Kevyn Adams	57.4	2000-01
7.	Mike Sillinger	57.0	2001-02
8.	Mike Sillinger	56.5	2002-03
9.	Manny Malhotra	56.3	2005-06
10.	Antoine Vermette	55.6	2010-11

POINTS BY DEFENSEMAN

1.	James Wisniewski	51	2013-14
2.	Jaroslav Spacek	45	2002-03
3.	Anton Stralman	34	2009-10
	Fedor Tyutin	34	2008-09
	Ron Hainsey	34	2006-07
6.	Jack Johnson	33	2013-14
7.	Nikita Nikitin	32	2011-12
	Fedor Tyutin	32	2009-10
	Ron Hainsey	32	2007-08
	Bryan Berard	32	2005-06

GOALS BY DEFENSEMAN

1.	Bryan Berard	12	2005-06
2.	Jamie Heward	11	2000-01
3.	Fedor Tyutin	9	2008-09
	Ron Hainsey	9	2006-07
	Rostislav Klesla	9	2006-07
	Jaroslav Spacek	9	2002-03
7.	Ron Hainsey	8	2007-08
	Rostislav Klesla	8	2001-02
9.	James Wisniewski	7	2013-14
	Nikita Nikitin	7	2011-12
	Fedor Tyutin	7	2010-11
	Kris Russell	7	2009-10
	Anders Eriksson	7	2003-04
	Deron Quint	7	2001-02
	Deron Quint	7	2000-01

TOP SINGLE SEASONS

HAT TRICKS

1.	Jeff Carter	2	2011-12
	Rick Nash	2	2008-09
	Tyler Wright	2	2002-03
	R.J. Umberger	2	2009-10
5.	Cam Atkinson	1	2011-12
	R.J. Umberger	1	2011-12
	Matt Calvert	1	2010-11
	Kristian Huselius	1	2010-11
	Rick Nash	1	2010-11
	Nikita Filatov	1	2008-09
	Rick Nash	1	2007-08
	Rick Nash	1	2005-06
	Bryan Berard	1	2005-06
	David Vyborny	1	2003-04
	Geoff Sanderson	1	2002-03
	Ray Whitney	1	2002-03
	Espen Knutsen	1	2001-02
	Geoff Sanderson	1	2000-01
	Tyler Wright	1	2000-01
	Deron Quint	1	2000-01

MULTI-POINT GAMES

1.	Rick Nash	24	2008-09
2.	David Vyborny	19	2006-07
	David Vyborny	19	2005-06
	Ray Whitney	19	2002-03
5.	Kristian Huselius	18	2009-10
	Andrew Cassels	18	2002-03
	Ray Whitney	18	2001-02
8.	Rick Nash	17	2005-06
9.	Ryan Johansen	16	2013-14
	Rick Nash	16	2010-11
	Rick Nash	16	2009-10
	Antoine Vermette	16	2009-10
	Rick Nash	16	2007-08

MULTI-GOAL GAMES

1.	Rick Nash	7	2010-11
2.	Rick Nash	6	2008-09
	Rick Nash	6	2007-08
	Rick Nash	6	2003-04
	Geoff Sanderson	6	2002-03
6.	Rick Nash	5	2009-10
	R.J. Umberger	5	2008-09
	Rick Nash	5	2006-07
	Rick Nash	5	2005-06
	Geoff Sanderson	5	2000-01

ICE TIME - ALL PLAYERS

1.	Jack Johnson	25:58	2012-13
2.	James Wisniewski	24:47	2011-12
	Jaroslav Spacek	24:47	2002-03
4.	Adam Foote	24:44	2006-07
5.	Adam Foote	24:33	2005-06
6.	Fedor Tyutin	24:08	2011-12
7.	Deron Quint	24:05	2000-01
	Fedor Tyutin	24:05	2012-13
8.	Jack Johnson	23:46	2011-12
9.	Fedor Tyutin	23:31	2009-10
	Luke Richardson	23:31	2002-03

ICE TIME - FORWARDS

1.	Rick Nash	21:09	2008-09
2.	Sergei Fedorov	21:01	2005-06
3.	Ray Whitney	21:00	2002-03
4.	Rick Nash	20:53	2009-10
5.	Mike Sillinger	20:51	2001-02
6.	David Vyborny	20:41	2005-06
7.	Todd Marchant	20:38	2003-04
8.	Rick Nash	20:29	2007-08
9.	David Vyborny	20:22	2003-04
10.	David Vyborny	20:20	2006-07

GOALTENDERS

GAMES PLAYED

1.	Marc Denis	77	2002-03
2.	Marc Denis	66	2003-04
3.	Steve Mason	61	2008-09
4.	Steve Mason	58	2009-10
	Sergei Bobrovsky	58	2013-14
6.	Fredrik Norrena	55	2006-07
7.	Steve Mason	54	2010-11
	Pascal Leclaire	54	2007-08
9.	Ron Tugnutt	53	2000-01
10.	Marc Denis	49	2005-06

MINUTES PLAYED

1.	Marc Denis	4,511	2002-03
2.	Marc Denis	3,796	2003-04
3.	Steve Mason	3,664	2008-09
4.	Sergei Bobrovsky	3,229	2013-14
5.	Steve Mason	3,201	2009-10
6.	Ron Tugnutt	3,129	2000-01
7.	Steve Mason	3,027	2010-11
8.	Pascal Leclaire	2,986	2007-08
9.	Fredrik Norrena	2,952	2006-07
10.	Marc Denis	2,786	2005-06

GOALS-AGAINST AVERAGE (MIN. 20 GAMES PLAYED)

1.	Sergei Bobrovsky	2.00	2012-13
2.	Pascal Leclaire	2.25	2007-08
3.	Steve Mason	2.29	2008-09
4.	Sergei Bobrovsky	2.38	2013-14
5.	Ron Tugnutt	2.44	2000-01
6.	Marc Denis	2.56	2003-04
7.	Curtis Sanford	2.60	2011-12
8.	Curtis McElhinney	2.70	2013-14
9.	Mathieu Garon	2.72	2010-11
	Fredrik Norrena	2.72	2007-08

SAVE PERCENTAGE (MIN. 20 GAMES PLAYED)

1.	Sergei Bobrovsky	.932	2012-13
2.	Sergei Bobrovsky	.923	2013-14
3.	Pascal Leclaire	.919	2007-08
4.	Marc Denis	.918	2003-04
5.	Ron Tugnutt	.917	2000-01
6.	Steve Mason	.916	2008-09
7.	Curtis Sanford	.911	2011-12
	Pascal Leclaire	.911	2005-06
9.	Curtis McElhinney	.909	2013-14
10.	Fredrik Norrena	.904	2006-07

WINS

1.	Steve Mason	33	2008-09
2.	Sergei Bobrovsky	32	2013-14
3.	Marc Denis	27	2002-03
4.	Steve Mason	24	2010-11
	Pascal Leclaire	24	2007-08
	Fredrik Norrena	24	2006-07
7.	Ron Tugnutt	22	2000-01
8.	Marc Denis	21	2005-06
	Marc Denis	21	2003-04
	Sergei Bobrovsky	21	2012-13

LOSSES

1.	Marc Denis	41	2002-03
2.	Marc Denis	36	2003-04
3.	Ron Tugnutt	27	2001-02
4.	Steve Mason	26	2011-12
	Steve Mason	26	2009-10
6.	Marc Denis	25	2005-06
	Ron Tugnutt	25	2000-01
8.	Marc Denis	24	2001-02
9.	Fredrik Norrena	23	2006-07
10.	Steve Mason	21	2010-11

TIES

1.	Marc Denis	8	2002-03
2.	Marc Denis	7	2003-04
3.	Ron Tugnutt	5	2000-01
	Marc Denis	5	2001-02
5.	Marc Denis	4	2000-01
6.	Ron Tugnutt	3	2001-02
7.	Fred Brathwaite	1	2003-04

SHUTOUTS

1.	Steve Mason	10	2008-09
2.	Pascal Leclaire	9	2007-08
3.	Sergei Bobrovsky	5	2013-14
	Steve Mason	5	2009-10
	Marc Denis	5	2003-04
	Marc Denis	5	2002-03
7.	Ron Tugnutt	4	2000-01
	Sergei Bobrovsky	4	2012-13
9.	Mathieu Garon	3	2010-11
	Steve Mason	3	2010-11
	Fredrik Norrena	3	2006-07

ASSISTS

1.	Steve Mason	2	2011-12
	Steve Mason	2	2009-10
	Pascal Leclaire	2	2007-08
	Marc Denis	2	2003-04
5.	Sergei Bobrovsky	1	2013-14
	Curtis McElhinney	1	2012-14
	Mathieu Garon	1	2010-11
	Steve Mason	1	2010-11
	Pascal Leclaire	1	2008-09
	Marc Denis	1	2005-06
	Pascal Leclaire	1	2005-06
	Ron Tugnutt	1	2001-02
	Marc Denis	1	2001-02
	Ron Tugnutt	1	2000-01

PENALTY MINUTES

1.	Marc Denis	10	2003-04
2.	Fredrik Norrena	6	2006-07
	Marc Denis	6	2002-03
4.	Sergei Bobrovsky	2	2013-14
	Steve Mason	2	2011-12
	Mathieu Garon	2	2010-11
	Steve Mason	2	2010-11
	Mathieu Garon	2	2009-10
	Steve Mason	2	2009-10
	Steve Mason	2	2008-09
	Pascal Leclaire	2	2007-08
	Pascal Leclaire	2	2006-07
	Marc Denis	2	2005-06
	Pascal Leclaire	2	2005-06
	Fred Brathwaite	2	2003-04
	J.F. Labbe	2	2002-03
	Marc Denis	2	2001-02
	Ron Tugnutt	2	2000-01
	Marc Denis	2	2000-01

GAMES PLAYED

1.	Rick Nash	674
2.	David Vyborny	543
3.	Rostislav Klesla	515
4.	R.J. Umberger	445
5.	Fedor Tyutin	425
6.	Jared Boll	416
7.	Jody Shelley	380
8.	Manny Malhotra	344
9.	Jason Chimera	331
10.	Tyler Wright	309
	Derick Brassard	309

POINTS

1.	Rick Nash	547
2.	David Vyborny	317
3.	R.J. Umberger	250
4.	Nikolai Zherdev	181
5.	Derick Brassard	169
6.	Geoff Sanderson	168
7.	Fedor Tyutin	167
8.	Antoine Vermette	152
9.	Manny Malhotra	145
10.	Kristian Huselius	142

GOALS

1.	Rick Nash	289
2.	R.J. Umberger	120
3.	David Vyborny	113
4.	Geoff Sanderson	88
5.	Nikolai Zherdev	76
6.	Jason Chimera	62
7.	Antoine Vermette	61
8.	Kristian Huselius	58
	Derick Brassard	58
10.	Tyler Wright	57

ASSISTS

1.	Rick Nash	258
2.	David Vyborny	204
3.	Fedor Tyutin	132
4.	R.J. Umberger	130
5.	Derick Brassard	111
6.	Nikolai Zherdev	105
7.	Jakub Voracek	95
	Ray Whitney	95
9.	Manny Malhotra	92
	Rostislav Klesla	92

PLUS/MINUS RATING (MINIMUM 100 GAMES)

1.	Jan Hejda	23
2.	Derek MacKenzie	19
3.	Nick Foligno	11
4.	Brandon Dubinsky	7
5.	Anders Eriksson	6
	Cam Atkinson	6
	Nikita Nikitin	6
8.	Mark Letestu	5
9.	Jakub Voracek	1
10.	David Savard	-1

PENALTY MINUTES

1.	Jody Shelley	1,025
	Jared Boll	1,025
3.	Derek Dorsett	727
4.	Rick Nash	568
5.	Rostislav Klesla	508
6.	Tyler Wright	436
7.	Jason Chimera	372
8.	Duvie Westcott	299
9.	Fedor Tyutin	283
10.	Ole-Kristian Tollefsen	273

POWER PLAY GOALS

1.	Rick Nash	83
2.	R.J. Umberger	40
3.	David Vyborny	36
3.	Geoff Sanderson	34
5.	Nikolai Zherdev	25

SHORTHANDED GOALS

1.	Rick Nash	14
2.	David Vyborny	7
3.	Derek MacKenzie	5
	R.J. Umberger	5
	Antoine Vermette	5

GAME-WINNING GOALS

1.	Rick Nash	44
2.	David Vyborny	17
3.	R.J. Umberger	15
4.	Geoff Sanderson	12
5.	Jason Chimera	12

SHOTS ON GOAL

1.	Rick Nash	2,278
2.	R.J. Umberger	1,107
3.	David Vyborny	920
4.	Geoff Sanderson	795
5.	Nikolai Zherdev	749

HAT TRICKS

1.	Rick Nash	5
2.	Tyler Wright	3
3.	Jeff Carter	2
	Geoff Sanderson	2
	R.J. Umberger	2
6.	Cam Atkinson	1
	Bryan Berard	1
	Matt Calvert	1
	Nikita Filatov	1
	Kristian Huselius	1
	Espen Knutsen	1
	Deron Quint	1
	David Vyborny	1
	Ray Whitney	1

CONSECUTIVE GAMES PLAYED

1.	R.J. Umberger	288
	10/10/08-1/10/12	
2.	Jason Chimera	243
	10/9/05-4/5/08	
3.	Antoine Vermette	241
	3/7/09-2/21/12	
4.	David Vyborny	194
	10/17/02-12/20/05	

DEFENSEMEN LEADERS

GAMES PLAYED

1.	Rostislav Klesla	515
2.	Fedor Tyutin	425
2.	Jan Hejda	302
4.	Kris Russell	288
5.	Marc Methot	275

POINTS

1.	Fedor Tyutin	167
2.	Rostislav Klesla	133
3.	James Wisniewski	92
4.	Ron Hainsey	83
5.	Kris Russell	79

GOALS

1.	Rostislav Klesla	41
2.	Fedor Tyutin	35
3.	Ron Hainsey	19
4.	Kris Russell	18
	James Wisniewski	18

ASSISTS

1.	Fedor Tyutin	132
2.	Rostislav Klesla	92
3.	James Wisniewski	74
4.	Ron Hainsey	64
5.	Kris Russell	61

PENALTY MINUTES

1.	Rostislav Klesla	508
2.	Duvie Westcott	299
3.	Fedor Tyutin	283
4.	Ole-Kristian Tollefsen	273
5.	Adam Foote	255

GOALTENDING LEADERS

GAMES PLAYED

1.	Marc Denis	266
2.	Steve Mason	232
3.	Pascal Leclaire	125
4.	Fredrik Norrena	100
5.	Ron Tugnutt	97

MINUTES PLAYED

1.	Marc Denis	15,259
2.	Steve Mason	13,127
3.	Pascal Leclaire	6,898
4.	Ron Tugnutt	5,631
5.	Sergei Bobrovsky	5,518

WINS

1.	Steve Mason	96
2.	Marc Denis	84
3.	Sergei Bobrovsky	53
4.	Pascal Leclaire	45
5.	Fredrik Norrena	35

LOSSES

1.	Marc Denis	146
2.	Steve Mason	99
3.	Pascal Leclaire	55
4.	Ron Tugnutt	52
5.	Fredrik Norrena	45

ALL-TIME LEADERS

TIES

1.	Marc Denis	24
2.	Ron Tugnutt	8
3.	Fred Brathwaite	1

OVERTIME/SHOOTOUT LOSSES

1.	Steve Mason	27 (8/19)
2.	Pascal Leclaire	22 (11/11)
3.	Fredrik Norrena	16 (10/6)
4.	Mathieu Garon	12 (6/6)
5.	Sergei Bobrovsky	11 (6/5)

SHUTOUTS

1.	Steve Mason	19
2.	Marc Denis	12
3.	Pascal Leclaire	10
4.	Sergei Bobrovsky	9
5.	Ron Tugnutt	6

GOALS-AGAINST AVERAGE (MINIMUM 70 GAMES PLAYED)

1.	Sergei Bobrovsky	2.23
2.	Ron Tugnutt	2.62
3.	Mathieu Garon	2.77
4.	Fredrik Norrena	2.79
5.	Pascal Leclaire	2.82

SAVE PERCENTAGE

1.	Sergei Bobrovsky	.926
2.	Ron Tugnutt	.910
3.	Pascal Leclaire	.907
4.	Marc Denis	.905
5.	Steve Mason	.903

SAVES

1.	Marc Denis	7,251
2.	Steve Mason	5,919
3.	Pascal Leclaire	3,161
4.	Sergei Bobrovsky	2,578
5.	Ron Tugnutt	2,477

SHOTS AGAINST

1.	Marc Denis	8,016
2.	Steve Mason	6,553
3.	Pascal Leclaire	3,485
4.	Sergei Bobrovsky	2,783
5.	Ron Tugnutt	2,723

ASSISTS

1.	Steve Mason	5
2.	Marc Denis	4
	Pascal Leclaire	4
4.	Ron Tugnutt	2

PENALTY MINUTES

1.	Marc Denis	22
2.	Steve Mason	8
3.	Fredrik Norrena	6
	Pascal Leclaire	6
5.	Mathieu Garon	4



MARC DENIS

STREAKS

LONGEST UNBEATEN (POINT EARNED)

Overall	12	[8-0-4], 2/26-3/22/13
Home	12	[9-0-3], 2/11-3/31/13
Road	8	[6-0-2], 1/15-2/18/11

LONGEST WINNING

Overall	8	1/6-2/3/14
Home	6	12/26/07-1/15/08
Road	6	1/19-2/18/11

LONGEST WINLESS

Overall	9	[0-7-2], 12/10-12/26/09 [0-6-1-2], 12/4-12/23/03
Home	8	[0-6-1-1], 12/4-12/31/03 [0-6-2-0], 10/4-11/9/01
Road	14	[0-11-1-2], 10/9-12/23/03

LONGEST LOSING

Overall	8	3/3-3/18/03 11/17-12/3/00
Home	6	10/12-11/19/00
Road	11	3/25/01-10/29/02

LONGEST SHUTOUT STREAK

Overall	199:19	12/23/08-1/2/09
Home	171:20	11/16-11/22/03
Road	166:06	12/1-1/9/06

SINGLE GAME

GOALS

MOST GOALS SCORED

Overall	8	11/10/10 vs. St. Louis (8-1 W) 3/25/10 vs. Chicago (8-3 W) 3/7/09 at Detroit (8-2 W)
Home	8	11/10/10 vs. St. Louis (8-1 W) 3/25/10 vs. Chicago (8-3 W)
Road	8	3/7/09 at Detroit (8-2 W)

MOST GOALS AGAINST

Overall	10	3/30/02 at San Jose (2-10 L)
Home	9	11/11/09 vs. Detroit (1-9 L)
Road	10	3/30/02 at San Jose (2-10 L)

MOST GOALS BOTH TEAMS

Overall	13	1/13/03 at Edmonton (5-8 L) 3/9/01 at Florida (7-6 W)
Home	11	6x, most recent, 2/1/11 vs. Chicago (4-7 L)
Road	13	1/13/03 at Edmonton (5-8 L) 3/9/01 at Florida (7-6 W)

LARGEST MARGIN OF VICTORY

Overall	7	11/10/10 vs. St. Louis (8-1 W)
Home	7	11/10/10 vs. St. Louis (8-1 W)
Road	6	3/7/09 at Detroit (8-2 W) 11/25/13 at Toronto (6-0 W)

LONGEST SCORELESS STREAK

Overall	219:46	12/1-12/10/01
Home	104:24	11/14-11/19/00
Road	207:07	3/26-4/5/01

MOST CONSECUTIVE OVERTIME GAMES

Overall	5	2/26-3/7/13 (20TW, 1SOW, 20TL)
Home	4	2/26-3/7/13 (20TW, 1SOW, 10TL)
Road	4	3/24-4/8/09 (1SOW, 10TL, 2SOL)

MOST CONSECUTIVE GAMES WITHOUT BEING SHUTOUT

Overall	51	4/8/09-1/12/10
Home	45	3/20/07-3/26/08
Road	45	1/6/09-1/12/10

MOST CONSECUTIVE GAMES SCORING A POWER PLAY GOAL

Overall	8	10/10/02-10/27/02 (10 goals)
Home	14	11/22/06-1/27/07 (22 goals)
Road	5	3x, most recent, 12/13-12/30/10 (5 goals)

LARGEST MARGIN OF DEFEAT

Overall	8	11/11/09 vs. Detroit (1-9 L) 3/30/02 at San Jose (2-10 L) 2/4/02 vs. Boston (0-8 L)
Home	8	11/11/09 vs. Detroit (1-9 L) 2/4/02 vs. Boston (0-8 L)
Road	8	3/30/02 at San Jose (2-10 L)

MOST CONSECUTIVE GOALS

Overall	6	11/25/13 at Toronto (6-0 W)
Home	5	3/26/09 vs. Calgary (5-0 W) 2/8/06 vs. Los Angeles (7-4 W) 10/11/03 vs. NY Rangers (5-0 W) 3/15/03 vs. Minnesota (5-0 W) 12/31/02 vs. Pittsburgh (5-2 W)
Road	6	11/25/13 at Toronto (6-0 W)

MOST CONSECUTIVE GOALS AGAINST

Overall	8	11/5/11 at Philadelphia (2-9 L) 2/4/02 vs. Boston (0-8 L)
Home	8	2/4/02 vs. Boston (0-8 L)
Road	8	11/5/11 at Philadelphia (2-9 L)

PENALTIES

MOST PENALTY MINUTES

Overall	70	2/21/03 at San Jose (0-6 L), 16 pen.
Home	68	1/11/06 vs. Pittsburgh (6-1 W), 21 pen.
Road	70	2/21/03 at San Jose (0-6 L), 16 pen.

MOST CONSECUTIVE GAMES

ALLOWING A POWER PLAY GOAL

Overall	9	2x, most recent, 2/20/07-3/9/07 (14 goals)
Home	8	2/22/07-4/1/07 (12 goals)
Road	9	2x, most recent, 1/18/07-3/3/07 (17 goals)

MOST CONSECUTIVE GAMES

SCORING A SHORTHANDED GOAL

Overall	3	11/7/02-11/12/02 (3 goals)
Home	2	12/23/05-12/26/05 (2 goals)
Road	3	12/26/02, 1/3/03 (3 goals)

MOST CONSECUTIVE GAMES

ALLOWING A SHORTHANDED GOAL

Overall	3	3/30/07-4/3/07 (3 goals)
Home	2	3x, most recent, 3/6/04-3/8/04 (2 goals)
Road	2	4x, most recent, 10/23-31/07 (2 goals)

MOST PENALTY MINUTES AGAINST

Overall	86	11/9/02 vs. NY Rangers (6-3 W), 17 pen.
Home	86	11/9/02 vs. NY Rangers (6-3 W), 17 pen.
Road	48	4/14/02 at Chicago (0-2 L), 8 pen.

MOST PENALTY MINUTES, BOTH TEAMS

Overall	152	1/11/06 vs. Pittsburgh (6-1 W), CBJ-68, PIT-84 11/9/02 vs. NY Rangers (6-3 W), CBJ-66, NYR-86
Home	152	1/11/06 vs. Pittsburgh (6-1 W), CBJ-68, PIT-84 11/9/02 vs. NY Rangers (6-3 W), CBJ-66, NYR-86
Road	108	2/21/03 at San Jose (0-6 L), CBJ-70, SJ-38

MOST PENALTIES

Overall	21	1/11/06 vs. Pittsburgh (6-1 W), 68 PIM
Home	21	1/11/06 vs. Pittsburgh (6-1 W), 68 PIM
Road	16	2/21/03 at San Jose (0-6 L), 70 PIM

MOST PENALTIES AGAINST

Overall	21	1/11/06 vs. Pittsburgh (6-1 W), 84 PIM
Home	21	1/11/06 vs. Pittsburgh (6-1 W), 68 PIM
Road	15	10/21/06 at PIT (3-5 L), 41 PIM

TEAM RECORDS

SINGLE GAME (CONT.)

MOST PENALTIES, BOTH TEAMS

Overall	42	1/11/06 vs. Pittsburgh (6-1 W), CBJ-21, PIT-21
Home	42	1/11/06 vs. Pittsburgh (6-1 W), CBJ-21, PIT-21
Road	33	2/6/06 at Vancouver (4-7 L), CBJ-19, VAN-14

FEWEST PENALTY MINUTES

Overall	0	3/27/10 vs. NY Islanders (3-4 OTL), 0 pen.
Home	0	3/27/10 vs. NY Islanders (3-4 OTL), 0 pen.
Road	0	11/20/14 at Calgary (2-1 OTW), 0 pen.

FEWEST PENALTY MINUTES AGAINST

Overall	0	2/4/10 vs. Dallas (2-1 W), 0 pen.
Home	0	2/4/10 vs. Dallas (2-1 W), 0 pen.
Road	2 (8x)	11/4/10 at Atlanta (3-0 W), 1 pen. – most recent

FEWEST PENALTY MINUTES, BOTH TEAMS

Overall	4	1/13/12 vs. Phoenix (4-3 W), CBJ-2, PHX-2 1/2/04 at Tampa Bay (2-0 W), CBJ-2, TB-2
Home	4	1/13/12 vs. Phoenix (4-3 W), CBJ-2, PHX-2
Road	4	1/2/04 at Tampa Bay (2-0 W), CBJ-2, TB-2

SHOTS

MOST SHOTS

Overall	54	4/3/12 at Phoenix (0-2 L)
Home	53	10/28/05 vs. Minnesota (2-1 SOW) 49 shots in regulation
Road	54	4/3/12 at Phoenix (0-2 L)

MOST SHOTS AGAINST

Overall	52	1/14/06 at Florida (5-4 OTW)
Home	50	2/14/04 vs. San Jose (1-2 OTL)
Road	52	1/14/06 at Florida (5-4 OTW)

MOST SHOTS, BOTH TEAMS

Overall	86	11/12/02 at Colorado (4-5 L), CBJ-35, COL-51
Home	83	10/22/00 vs. Detroit (1-2 OTL), CBJ-47, DET-36
Road	86	11/12/02 at Colorado (4-5 L), CBJ-35, COL-51

FEWEST SHOTS

Overall	10	4/1/03 at Philadelphia (0-4 L)
Home	12	3/22/08 vs. Detroit (1-4 L)
Road	10	4/1/03 at Philadelphia (0-4 L)

FEWEST SHOTS AGAINST

Overall	13	2/21/09 vs. Anaheim (2-5 L)
Home	13	2/21/09 vs. Anaheim (2-5 L)
Road	14	1/19/08 at Dallas (1-3 L)

FEWEST SHOTS, BOTH TEAMS

Overall	32	12/12/07 vs. Colorado (4-1 W), CBJ-16, COL-16
Home	32	12/12/07 vs. Colorado (4-1 W), CBJ-16, COL-16
Road	35	2/15/13 at Los Angeles (1-2 L), CBJ-13, LA-22

POWER PLAY

MOST POWER PLAY GOALS

Overall	5	12/10/06 vs. Ottawa (6-2 W), 11 att.
Home	5	12/10/06 vs. Ottawa (6-2 W), 11 att.
Road	4	12/22/11 at Nashville (5-6 L), 6 att.

MOST POWER PLAY ATTEMPTS

Overall	13	1/24/04 vs. Chicago (4-3 W), 2 PPG 12/19/03 vs. Calgary (1-2 L), 0 PPG
Home	13	1/24/04 vs. Chicago (4-3 W), 2 PPG 12/19/03 vs. Calgary (1-2 L), 0 PPG
Road	11	10/21/06 at Pittsburgh (3-5 L), 2 PPG

MOST POWER PLAY GOALS AGAINST

Overall	5	1/6/07 at San Jose (2-5 L), 9 att. 2/6/06 at Vancouver (4-7 L), 11 att. 11/13/03 at Ottawa (3-6 L), 12 att.
Home	4	10/23/01 vs. Los Angeles (1-7 L), 4 att.
Road	5	1/6/07 at San Jose (2-5 L), 9 att. 2/6/06 at Vancouver (4-7 L), 11 att. 11/13/03 at Ottawa (3-6 L), 12 att.

MOST POWER PLAY ATTEMPTS AGAINST

Overall	12	10/26/05 vs. Nashville (3-2 OTW), 2 PPG 11/13/03 at Ottawa (3-6 L), 5 PPG
Home	12	10/26/05 vs. Nashville (3-2 OTW), 2 PPG
Road	12	11/13/03 at Ottawa (3-6 L), 5 PPG

HIGHEST POWER PLAY EFFICIENCY (MULTIPLE ATTEMPTS)

Overall	2-of-2	1/17/12 vs. Edmonton (3-2 W) 3/14/04 at Minnesota (2-3 L) 10/6/01 at Philadelphia (3-3 T)
Home	2-of-2	1/17/12 vs. Edmonton (3-2 W) 1/25/03 vs. NY Islanders (4-1 W) 4/12/02 vs. Atlanta (5-4 W)
Road	2-of-2	3/14/04 at Minnesota (2-3 L) 10/6/01 at Philadelphia (3-3 T)

LOWEST POWER PLAY EFFICIENCY

Overall	0-of-13	12/19/03 vs. Calgary (1-2 L)
Home	0-of-13	12/19/03 vs. Calgary (1-2 L)
Road	0-of-9	12/23/06 at NYI (0-4 L) 10/5/05 at Washington (2-3 L)

HIGHEST PENALTY KILLING EFFICIENCY

Overall	9-of-9	3/12/11 at Carolina (3-2 W) 11/23/07 at Minnesota (4-0 W) 10/9/06 vs. Phoenix (5-1 W) 10/12/02 at New Jersey (2-3 L)
Home	9-of-9	10/9/06 vs. Phoenix (5-1 W)
Road	9-of-9	3/12/11 at Carolina (3-2 W) 11/23/07 at Minnesota (4-0 W) 10/12/02 at New Jersey (2-3 L)

LOWEST PENALTY KILLING EFFICIENCY

Overall	0-of-4	10/23/01 vs. Los Angeles (1-7 L)
Home	0-of-4	10/23/01 vs. Los Angeles (1-7 L)
Road	0-of-3	12/9/10 at St. Louis (1-4 L) 3/30/02 at San Jose (2-10 L)

MOST SHORTHANDED GOALS SCORED

Overall	2	2/24/07 at NY Rangers (3-2 W) 3/22/11 at Colorado (4-5 SOL)
Home	1	36x, 3/13/14 vs. San Jose (3-4 SOL) – most recent
Road	2	2/24/07 at NY Rangers (3-2 W) 3/22/11 at Colorado (4-5 SOL)

SINGLE GAME (CONT.)

MOST SHORTHANDED GOALS AGAINST

Overall	2	10x, most recent - 1/25/14 vs. Buffalo (2-5 L)
Home	2	6x, most recent - 1/25/14 vs. Buffalo (2-5 L)
Road	2	4x, most recent - 10/17/13 at Montreal (3-5 L)

LARGEST DEFICIT OVERCOME IN A WIN

3	2x, most recent - 1/5/07 at Anaheim (4-3)
---	--

LARGEST DEFICIT OVERCOME IN A TIE

3	2x, most recent - 3/1/03 vs. Edmonton (3-3)
---	--

LARGEST DEFICIT OVERCOME IN AN OT/SO LOSS

3	2x, most recent - 11/3/08 at NY Islanders (4-3 SOL)
---	--

LARGEST LEAD LOST IN A LOSS

3	4x, most recent - 12/15/13 at Philadelphia (4-5)
---	---

LARGEST LEAD LOST IN AN OT/SO LOSS

3	3/9/11 vs. St. Louis (3-4 OTL)
---	--------------------------------

SINGLE PERIOD GOALS

MOST GOALS SCORED

Overall	5	3/15/03 vs. Minnesota in 1st per. (5-0 W)
Home	5	3/15/03 vs. Minnesota in 1st per. (5-0 W)
Road	4	10x, most recent - 2/29/13 at Calgary in 2nd per. (6-4 W)

MOST GOALS AGAINST

Overall	7	2/29/13 at Calgary in 2nd per. (6-4 W)
Home	5	3/25/12 vs. Edmonton in 2nd per. (3-6 L) 12/16/06 vs. Chicago in 1st per. (4-6 L) 10/23/01 vs. Los Angeles in 1st per. (1-7 L)
Overall	7	2/29/13 at Calgary in 2nd per. (6-4 W)

MOST GOALS, BOTH TEAMS

Overall	7	2/29/13 at Calgary in 2nd per. (6-4 W); CBJ, 4-3 12/17/05 at Nashville in 2nd per. (3-7 L); NSH, 6-1 1/13/03 at Edmonton in 2nd per. (5-8 L); EDM, 4-3 12/14/02 at Detroit in 1st per. (4-6 L); DET, 4-3
---------	---	---

Home	6	12/28/06 vs. Detroit in 3rd per. (4-7 L); DET, 4-2 12/16/06 vs. Chicago in 1st per. (4-6 L); Tied 3-3 12/23/05 vs. Nashville in 1st per. (4-5 L); NSH, 4-2 11/29/03 vs. Washington in 2nd per. (3-5 L); WSH, 4-2 11/9/02 vs. NY Rangers in 2nd per. (6-3 W); Tied 3-3 4/10/02 vs. San Jose in 2nd per. (3-5 L); SJ, 4-2
Road	7	12/17/05 at Nashville in 2nd per. (3-7 L); NSH, 6-1 1/13/03 at Edmonton in 2nd per. (5-8 L); EDM, 4-3 12/14/02 at Detroit in 1st per. (4-6 L); DET, 4-3

FASTEST GOAL START OF GAME

Overall	:10	Cam Atkinson - 2/28/13 at Edmonton (4-6 L)
Home	:10	Rick Nash - 1/11/06 vs. Pittsburgh (6-1 W)
Road	:10	Cam Atkinson - 2/28/13 at Edmonton (4-6 L)

FASTEST GOAL AGAINST START OF GAME

Overall	:08	2x, most recent - Antti Laaksonen 2/10/06 vs. Colorado (1-4 L)
Home	:08	2x, most recent - Antti Laaksonen 2/10/06 vs. Colorado (1-4 L)
Road	:21	Chris Stewart 12/19/09 at Colorado (2-5 L)

FASTEST GOAL START OF PERIOD

Overall	:10	Cam Atkinson - 2/28/13 at Edmonton (4-6 L)
Home	:10	Rick Nash - 1/11/06 vs. Pittsburgh, 1st per. (6-1 W)
Road	:10	Cam Atkinson - 2/28/13 at Edmonton (4-6 L)

FASTEST GOAL AGAINST START OF PERIOD

Overall	:08	2x, most recent - Antti Laaksonen 2/10/06 vs. Colorado, 1st per. (1-4 L)
Home	:08	2x, most recent - Antti Laaksonen 2/10/06 vs. Colorado in 1st per. (1-4 L)
Road	:11	J.P. Dumont - 11/18/06 at Nashville in 2nd per. (2-4 L) Peter Schaefer - 1/6/01 at Vancouver in 3rd per. (3-4 L)

FASTEST GOAL START OF OVERTIME

Overall	:28	Jaroslav Spacek - 2/13/03 at Montreal (2-1 W)
Home	:29	Jaroslav Spacek - 4/12/02 vs. Atlanta (5-4 W)
Road	:28	Jaroslav Spacek - 2/13/03 at Montreal (2-1 W)

FASTEST GOAL AGAINST START OF OVERTIME

Overall	:25	Sergei Fedorov - 3/21/02 vs. Detroit (2-3 OTL)
Home	:25	Sergei Fedorov - 3/21/02 vs. Detroit (2-3 OTL)
Road	:45	Johan Franzen - 1/15/11 at Detroit (5-6 OTL)

FASTEST 2 GOALS - CBJ PLAYER

:51	Nick Foligno (13:05 & 13:56 of 2nd per.), 3/22/13 vs. Calgary (5-1 W)
-----	--

FASTEST 3 GOALS - CBJ PLAYER

3:18	Jeff Carter (12:56, 14:35 & 16:14 of 1st per.), 12/22/11 at Nashville (5-6 L)
------	--

FASTEST 2 GOALS - CBJ TEAM

:08	Vinny Prospal & Mark Letestu (5:37 & 5:45 of 2nd per.), 2/11/13 vs. San Jose (6-2 W) Nikita Filatov & Jakub Voracek (14:18 & 14:26 of 1st per.), 10/17/08 vs. Nashville (5-3 W)
-----	--

FASTEST 3 GOALS - CBJ TEAM

1:15	Nick Foligno, Nick Foligno & Artem Anisimov (13:05, 13:56 & 14:20 of 2nd per.), 3/22/13 vs. Calgary (5-1 W)
------	---

FASTEST 2 GOALS - OPPOSING PLAYER

:19	Ryan Smyth (2:33 & 2:52 of 1st per.), 11/27/02 at Edmonton (1-3 L)
-----	---

FASTEST 3 GOALS - OPPOSING PLAYER

10:17	Joe Sakic (6:04, 11:24 & 16:21 of 1st per.), 3/13/03 vs. Colorado (1-5 L)
-------	--

FASTEST 2 GOALS - OPPOSING TEAM

:10	Paul Kariya & German Titov (18:14 & 18:24 of 1st per.), 12/13/00 at Anaheim (4-5 OTL)
-----	---

FASTEST 3 GOALS - OPPOSING TEAM

1:16	Tomas Holmstrom, Tomas Holmstrom & Dan Cleary (8:05, 8:45 & 9:21 of 3rd per.), 4/7/10 at Detroit (3-4 L)
------	--

FASTEST 2 GOALS - BOTH TEAMS

:05	Rick Nash-CBJ & Scott Walker-NSH (19:39 & 19:44 of 3rd per.), 12/4/03 vs. Nashville (2-4 L)
-----	---

FASTEST 3 GOALS - BOTH TEAMS

:37	Ray Whitney-CBJ, Jaroslav Spacek-CBJ & Brendan Morrison - VAN (4:51, 5:15 & 5:28 of 2nd per.), 3/6/03 vs. Vancouver (5-4 W)
-----	--

FASTEST 4 GOALS - BOTH TEAMS

2:04	R.J. Umberger-CBJ, Kristian Huselius-CBJ, Rick Rypien-VAN & Alexandre Burrows-VAN (6:07, 7:08, 7:47 & 8:11 of 1st per.), 1/5/10 at Vancouver (3-7 L)
------	--

TEAM RECORDS

SINGLE PERIOD (CONT.)

MOST PENALTY MINUTES

Overall	52	3/26/09 vs. Calgary in 2nd per. (5-0 W); 11 pen.
Home	52	3/26/09 vs. Calgary in 2nd per. (5-0 W); 11 pen.
Road	45	2/21/03 at San Jose in 3rd per. (0-6 L); 9 pen.

MOST PENALTY MINUTES AGAINST

Overall	74	11/9/02 vs. NY Rangers in 3rd per. (6-3 W); 14 pen.
Home	74	11/9/02 vs. NY Rangers in 3rd per. (6-3 W); 14 pen.
Road	44	4/14/02 at Chicago in 2nd per. (0-2 L); 6 pen.

MOST PENALTY MINUTES, BOTH TEAMS

Overall	122	11/9/02 vs. NY Rangers in 3rd per. (6-3 W); CBJ-48, NYR-74
Home	122	11/9/02 vs. NY Rangers in 3rd per. (6-3 W); CBJ-48, NYR-74
Road	88	4/14/02 at Chicago in 2nd per. (0-2 L); CBJ-44, CHI-44

MOST PENALTIES

Overall	13	2/6/06 at Vancouver in 3rd per. (7-4 L); 40 PIM
Home	11	3/26/09 vs. Calgary in 2nd per. (5-0 W); 52 PIM
Road	13	2/6/06 at Vancouver in 3rd per. (7-4 L); 40 PIM

MOST PENALTIES AGAINST

Overall	14	11/9/02 vs. NY Rangers in 3rd per. (6-3 W); 74 PIM
Home	14	11/9/02 vs. NY Rangers in 3rd per. (6-3 W); 74 PIM
Road	10	2/6/06 at Vancouver in 3rd per. (4-7 L); 26 PIM

MOST PENALTIES, BOTH TEAMS

Overall	24	3/26/09 vs. Calgary in 2nd per. (5-0 W); CBJ-11, CGY-13
Home	24	3/26/09 vs. Calgary in 2nd per. (5-0 W); CBJ-11, CGY-13
Road	23	2/6/06 at Vancouver in 3rd per. (4-7 L); CBJ-13, VAN-10

SHOTS

MOST SHOTS

Overall	25	4/27/13 vs. Nashville in 3rd per. (3-1 W)
Home	25	4/27/13 vs. Nashville in 3rd per. (3-1 W)
Road	23	12/16/10 at Edmonton in 1st per. (3-6 L)

MOST SHOTS AGAINST

Overall	25	11/19/10 at Anaheim in 3rd per. (5-3 W)
Home	23	11/1/02 vs. Dallas in 1st per. (4-2 W)
Road	25	11/19/10 at Anaheim in 3rd per. (5-3 W)

MOST SHOTS, BOTH TEAMS

Overall	36	12/16/10 at Edmonton in 1st per. (3-6 L); CBJ-23, EDM-13
Home	35	11/21/01 vs. Detroit in 1st per. (0-1 OTL); CBJ-23, DET-12
Road	36	12/16/10 at Edmonton in 1st per. (3-6 L); CBJ-23, EDM-13

FEWEST SHOTS

Overall	1	9x, most recent – 3/31/13 vs. Anaheim in 3rd per. (2-1 W)
Home	1	3/31/13 vs. Anaheim in 3rd per. (2-1 W)
		10/12/11 vs. Colorado in 3rd per. (3-2 L)
		12/12/07 vs. Colorado in 2nd per. (4-1 W)
		11/25/01 vs. Calgary in 3rd per. (4-3 W)
Road	1	5x, most recent – 11/13/03 at Ottawa in 3rd per. (2-5 L)

FEWEST SHOTS AGAINST

Overall	0	3/18/14 vs. Carolina, 3rd per. (1-3 L)
		10/21/07 vs. Vancouver in 2nd per. (1-4 L)
		12/27/03 vs. Dallas in 3rd per. (3-4 L)
Home	0	3/18/14 vs. Carolina, 3rd per. (1-3 L)
		10/21/07 vs. Vancouver in 2nd per. (1-4 L)
		12/27/03 vs. Dallas in 3rd per. (3-4 L)
Road	1	2/2/08 at Minnesota in 3rd per. (1-4 L)

FEWEST SHOTS, BOTH TEAMS

Overall	4	12/27/03 vs. Dallas in 3rd per. (3-4 L); CBJ, 4-0
Home	4	12/27/03 vs. Dallas in 3rd per. (3-4 L); CBJ, 4-0
Road	5	12/6/08 at Los Angeles in 1st per. (0-3 L); LA, 3-2

MOST SHOTS IN OVERTIME

7	11/30/05 at Minnesota (3-2 SOW)
	11/1/08 vs. Chicago (3-4 SOL)

MOST SHOTS AGAINST IN OVERTIME

11	1/11/04 at Anaheim (2-2 T)
----	----------------------------

MOST SHOTS IN OVERTIME, BOTH TEAMS

15	1/20/06 vs. St. Louis (4-3 SOW); CBJ-5, STL-10
----	--

SINGLE GAME

MOST GOALS

- 4 Geoff Sanderson – Mar. 29, 2003
at Calgary (6-4 W)

MOST GOALS - DEFENSEMAN

- 3 Bryan Berard – Jan. 8, 2006
at Phoenix (5-2 W)
Deron Quint – Mar. 9, 2001
at Florida (7-6 W)

MOST GOALS - ROOKIE

- 3 Cam Atkinson – Apr. 5, 2012
at Colorado (5-2 W)
Matt Calvert – Feb. 25, 2011
vs. Phoenix (5-3 W)
Nikita Filatov – Jan. 10, 2009
vs. Minnesota (4-2 W)

MOST POWER PLAY GOALS

- 3 Bryan Berard – Jan. 8, 2006
at Phoenix (5-2 W)

MOST ASSISTS

- 5 Espen Knutsen – Mar. 24, 2001
vs. Calgary (6-4 W)

MOST ASSISTS - DEFENSEMAN

- 3 Jack Johnson – Mar. 1, 2014
vs. Florida (6-3 W)
James Wisniewski – Mar. 25, 2014
vs. Detroit (4-2 W)
Fedor Tyutin – Dec. 18, 2011
at St. Louis (L 4-6)
Grant Clitsome – Oct. 25, 2011
vs. Detroit (W 4-1)
Adam Foote – Jan. 11, 2008
vs. St. Louis (W 6-4)
Rostislav Klesla – Jan. 28, 2006
vs. Nashville (4-3 W)
Jaroslav Spacek – Mar. 10, 2003
at Carolina (6-5 L)
Derrick Walser – Jan. 11, 2003
at Calgary (7-2 W)

MOST ASSISTS - ROOKIE

- 3 Jakub Voracek – Jan. 10, 2009
vs. Minnesota (4-2 W)
Derrick Walser – Jan. 11, 2003
at Calgary (7-2 W)

MOST POINTS

- 5 David Vyborny – Feb. 28, 2004
vs. Colorado (5-4 W); 1g, 4a
Geoff Sanderson – Mar. 29, 2003
at Calgary (6-4 W); 4g, 1a
Andrew Cassels – Mar. 29, 2003
at Calgary (6-4 W); 1g, 4a
Esen Knutsen – Mar. 24, 2001
vs. Calgary (6-4 W); 5a

MOST POINTS - DEFENSEMAN

- 4 Deron Quint – Mar. 9, 2001
at Florida (7-6 W); 3g, 1a

MOST POINTS - ROOKIE

- 4 Nikolai Zherdev – Mar. 21, 2004
at Vancouver (5-4 W); 2g, 2a
4 Matt Calvert – Feb. 25, 2011
vs. Phoenix (5-3 W); 3g, 1a

MOST SHOTS

- 10 Rick Nash – Jan. 17, 2008
at Phoenix (4-3 W); 2g
Rick Nash – Oct. 31, 2007
at Los Angeles (4-1 W); 1g
Jason Chimera – Apr. 7, 2007
at Anaheim (4-3 L); 1g
Sergei Fedorov – Nov. 25, 2006
vs. Minnesota (5-3 W); 2g
Fredrik Modin – Nov. 24, 2006
at Philadelphia (3-2 L); 0g
Rick Nash – Apr. 7, 2006
at Detroit (6-5 SOL); 3g
Ray Whitney – Nov. 12, 2002
at Colorado (5-4 L); 0g
Ray Whitney – Jan. 14, 2002
at NY Rangers (2-2 T); 1g

MOST SHOTS - DEFENSEMAN

- 8 Jaroslav Spacek – Feb. 28, 2004
vs. Colorado (5-4 W); 1g

MOST SHOTS - ROOKIE

- 9 Rick Nash – Mar. 22, 2003
vs. Atlanta (3-2 L); 1g

MOST PENALTY MINUTES

- 31 Duvie Westcott – Apr. 13, 2006
vs. St. Louis (4-1 W)

MOST PENALTY MINUTES - DEFENSEMAN

- 31 Duvie Westcott – Apr. 13, 2006
vs. St. Louis (4-1 W)

MOST PENALTY MINUTES - ROOKIE

- 25 Jody Shelley – Jan. 10, 2002
at Chicago (2-1 L)

HIGHEST PLUS/MINUS

- +4 Dalton Prout – Mar. 29, 2013
at Calgary (6-4 W)
Jan Hejda – Feb. 8, 2011
at Pittsburgh (4-1 W)
Anton Stralman – Feb. 8, 2011
at Pittsburgh (4-1 W)
R.J. Umberger – Feb. 5, 2011
vs. Edmonton (4-3 W)
Antoine Vermette – Feb. 5, 2011
vs. Edmonton (4-3 W)
Anton Stralman – Nov. 10, 2010
vs. St. Louis (8-1 W)
Antoine Vermette – Mar. 15, 2010
vs. Edmonton (5-3 W)
R.J. Umberger – Nov. 30, 2009
vs. St. Louis (5-2 W)
Antoine Vermette – Oct. 24, 2009
at Anaheim (6-4 W)
Fedor Tyutin – Mar. 7, 2009
at Detroit (8-2 W)
Rick Nash – Jan. 2, 2009
at Colorado (6-1 W)
Jan Hejda – Jan. 2, 2009
at Colorado (6-1 W)
Mike Commodore – Jan. 2, 2009
at Colorado (6-1 W)
Rostislav Klesla – Mar. 9, 2008
vs. Tampa Bay (5-3 W)
Sergei Fedorov – Nov. 25, 2006
vs. Minnesota (5-3 W)
Manny Malhotra – Feb. 8, 2006
vs. Los Angeles (7-4 W)

HIGHEST PLUS/MINUS (CONT.)

- Jaroslav Spacek – Mar. 10, 2003
at Carolina (6-5 L)
Andrew Cassels – Mar. 10, 2003
at Carolina (6-5 L)

HIGHEST PLUS/MINUS - DEFENSEMAN

- +4 Dalton Prout – Mar. 29, 2013
at Calgary (6-4 W)
Jan Hejda – Feb. 8, 2011
at Pittsburgh (4-1 W)
Anton Stralman – Nov. 10, 2010
vs. St. Louis (8-1 W)
Fedor Tyutin – Nov. 7, 2009
at Detroit (8-2 W)
Mike Commodore – Jan. 2, 2009
at Colorado (6-1 W)
Jan Hejda – Jan. 2, 2009
at Colorado (6-1 W)
Rostislav Klesla – Mar. 9, 2008
vs. Tampa Bay (5-3 W)
Jaroslav Spacek – Mar. 10, 2003
at Carolina (6-5 L)

HIGHEST PLUS/MINUS - ROOKIE

- +4 Dalton Prout – Mar. 29, 2013
at Calgary (6-4 W)

LOWEST PLUS/MINUS

- 5 Espen Knutsen – Feb. 23, 2003
at Vancouver (7-2 L)
Lyle Odelein – Feb. 4, 2002
vs. Boston (8-0 L)
Deron Quint – Feb. 4, 2002
vs. Boston (8-0 L)

MOST ICE TIME - FORWARD (REGULATION GAME)

- 27:19 Ray Whitney – Oct. 14, 2002
vs. Phoenix (3-2 L)

MOST ICE TIME - DEFENSEMAN (REGULATION GAME)

- 34:59 Jack Johnson – Feb. 2, 2013
vs. Detroit (4-2 W)

MOST ICE TIME - FORWARD (OVERTIME GAME)

- 27:43 David Vyborny – Dec. 8, 2005
vs. NY Islanders (4-3 SOW)

MOST ICE TIME - DEFENSEMAN (OVERTIME GAME)

- 33:18 Deron Quint – Nov. 21, 2001
vs. Detroit (1-0 OTL)

MOST FACE-OFFS WON

- 24 Jeff Carter – Oct. 7, 2011
vs. Nashville (2-3 L)

MOST SAVES BY A GOALTENDER

- 48 Pascal Leclaire – Jan. 14, 2006
at Florida (5-4 OTW); 52 shots
Marc Denis – Feb. 14, 2004
vs. San Jose (2-1 OTL); 50 shots

PLAYER RECORDS

SINGLE PERIOD

MOST GOALS

- 3 Jeff Carter – Dec. 22, 2011
at Nashville, 1st per. (5-6 L)
Geoff Sanderson – Mar. 29, 2003
at Calgary, 2nd per. (6-4 W)
Deron Quint – Mar. 9, 2001
at Florida, 2nd per. (7-6 W)

MOST ASSISTS

- 3 Alexander Svitov – Jan. 5, 2007
at Anaheim (4-3 W)
David Vyborny – Feb. 6, 2006
at Vancouver, 3rd per. (7-4 L)
Ray Whitney – Apr. 2, 2003
vs. Minnesota, 1st per. (3-0 W)
Andrew Cassels – Mar. 29, 2003
at Calgary, 2nd per. (6-4 W)
Jaroslav Spacek – Mar. 10, 2003
at Carolina, 3rd per. (6-5 L)

MOST POINTS

- 3 20 times, most recent – Jeff Carter
Dec. 22, 2011 at Nashville
in 1st per. (5-6 L); 3

MOST SHOTS

- 7 Ray Whitney – Nov. 12, 2002
at Colorado, 3rd per. (5-4 L); 0g

MOST PENALTY MINUTES

- 31 Duvie Westcott – Apr. 13, 2006
vs. St. Louis, 2nd per. (4-1 W)

MOST SAVES BY A GOALTENDER

- 23 Marc Denis – Nov. 1, 2002
vs. Dallas, 1st per. (4-2 W); 23 shots
Marc Denis – Dec. 10, 2000
at Phoenix, 2nd per. (1-1 T); 24 shots



RAY WHITNEY

CBJ PLAYER MAKING NHL DEBUT

MOST POINTS

- 2 Tomas Kubalik, 3/31/11
at Washington (0-2-2)
Grant Clitsome, 3/2/10
vs. Vancouver (0-2-2)
Jakub Voracek, 10/10/08
at Dallas (1-1-2)

MOST GOALS

- 1 Nikita Filatov, 10/17/08
vs. Nashville (1-0-1)
Jakub Voracek, 10/10/08
at Dallas (1-1-2)
Rick Nash, 10/10/02
vs. Chicago (1-0-1)
David Vyborny, 10/7/00
vs. Chicago (1-0-1)

MOST ASSISTS

- 2 Tomas Kubalik, 3/31/11
at Washington (0-2-2)
Grant Clitsome, 3/2/10
vs. Vancouver (0-2-2)

MOST SHOTS ON GOAL

- 5 Kris Russell, 10/5/07 vs. Anaheim

MOST PENALTY MINUTES

- 17 Tom Sestito, 4/6/08 vs. St. Louis

MOST ICE TIME

- 20:31 Petteri Nummelin, 10/7/00 vs. Chicago

HIGHEST PLUS/MINUS RATING

- +2 Jakub Voracek, 10/10/08 at Dallas
Jeremy Reich, 1/21/04 vs. St. Louis

MOST SAVES – GOALTENDER

- 28 Pascal Leclaire, 2/20/04
at Phoenix (2-3 L)

STREAKS

CONSECUTIVE GAMES PLAYED

- 288 R.J. Umberger
Oct. 10, 2008-Jan. 10, 2012

CONSECUTIVE GAMES WITH GOALS

- 7 Geoff Sanderson
Nov. 5-17, 2002 (8g)

CONSECUTIVE GAMES WITH ASSISTS

- 8 R.J. Umberger
Nov. 10-26, 2010 (8a)

CONSECUTIVE GAMES WITH POINTS

- 10 Rick Nash
Feb. 10-Mar. 10, 2013 (7g, 9a)
R.J. Umberger
Nov. 10-Dec. 1, 2010 (3g, 8a)

CONSECUTIVE GAMES PENALIZED

- 8 Scott Lachance
Oct. 10-27, 2002 (16 PIM)

MOST POINTS IN TWO CONSECUTIVE GAMES

- 7 David Vyborny
Feb. 27 at Chicago (1g, 1a),
Feb. 28 vs. Colorado (1g, 4a)

MOST POINTS OVER THREE CONSECUTIVE GAMES

- 9 David Vyborny
Feb. 25 vs. Chicago (1g, 1a),
Feb. 27 at Chicago (1g, 1a)
Feb. 28 vs. Colorado (1g, 4a) - 2004

MOST CONSECUTIVE GAMES WITH EVEN OR PLUS RATING

- 27 Jody Shelley – 10/14/02-12/19/02 (+4)

MOST CONSECUTIVE GAMES WITH A SHOT ON GOAL

- 56 Rick Nash – 10/24/09-3/2/10 (191 shots)

CONSECUTIVE GAMES PLAYED – GOALTENDER

- 21 Marc Denis – Nov. 27, 2002-Jan. 10, 2003

CONSECUTIVE GAMES STARTED – GOALTENDER

- 21 Marc Denis – Nov. 27, 2002-Jan. 10, 2003

CONSECUTIVE WINS – GOALTENDER

- 9 Sergei Bobrovsky, 11/29/13-1/23/14

CONSECUTIVE GAMES UNBEATEN – GOALTENDER

- 9 Sergei Bobrovsky, 11/29/13-1/23/14

LONGEST SHUTOUT STREAK

- 199:19 Steve Mason – Dec. 23, 2008-Jan. 2, 2009

MOST CONSECUTIVE GAMES WITH SV% ABOVE .900

- 10 Steve Mason – 12/11/08-1/2/09

MOST CONSECUTIVE GAMES WITH 30 OR MORE SAVES

- 5 Marc Denis – 1/5-20/06 (174 saves)
Marc Denis – 11/9-17/02 (190 saves)

MOST CONSECUTIVE STARTS ALLOWING THREE GOALS OR LESS

- 15 Ron Tugnutt – 10/27/00-3/8/01

TOP 50 SCORING LEADERS

RANK	POS.	PLAYER	GP	G	A	PTS	+/-	PIM	PP	SH	GW	GT	OT	S
1	L	Rick Nash	674	289	258	547	-71	568	83	14	44	2	6	2,278
2	R	David Vyborny	543	113	204	317	-48	228	36	7	17	0	4	920
3	L	R.J. Umberger	445	120	130	250	-33	200	40	5	15	0	3	1,107
4	R	Nikolai Zherdev	283	76	105	181	-52	164	25	0	6	0	0	749
5	C	Derick Brassard	309	58	111	169	-42	184	19	0	8	0	1	568
6	L	Geoff Sanderson	261	88	80	168	-25	126	34	2	12	0	1	795
7	D	Fedor Tyutin	425	35	132	167	-24	283	11	1	3	0	1	711
8	C	Antoine Vermette	241	61	91	152	-10	112	12	5	8	0	2	478
9	C	Manny Malhotra	344	53	92	145	-6	203	6	1	10	0	0	542
10	L	Kristian Huselius	189	58	84	142	-22	92	19	1	8	0	0	470
11	L	Ray Whitney	151	45	95	140	-49	36	14	2	5	1	1	448
12	L	Jason Chimera	331	62	74	136	-12	372	6	4	12	0	2	683
13	R	Jakub Voracek	241	39	95	134	1	96	6	0	4	0	2	438
14	D	Rostislav Klesla	515	41	92	133	-50	508	8	0	4	1	1	747
15	C	Sergei Fedorov	185	39	74	113	-11	150	15	3	5	0	1	399
16	C	Tyler Wright	309	57	51	108	-96	436	13	3	9	2	3	504
17	C	Espen Knutsen	188	27	81	108	-51	99	10	2	2	0	0	203
18	C	Ryan Johansen	189	47	49	96	-6	79	10	0	10	0	2	420
19	C	Andrew Cassels	137	26	68	94	-28	56	11	1	5	1	1	204
20	D	James Wisniewski	153	18	74	92	-14	113	9	0	3	0	1	327
21	C	Mike Sillinger	155	38	48	86	-56	106	17	3	8	0	0	278
22	L	Fredrik Modin	176	39	46	85	-6	110	10	0	7	0	1	409
23	C	Mark Letestu	179	36	49	85	5	36	12	3	3	0	1	319
24	L	Vinny Prospal	130	28	57	85	-8	68	7	0	2	0	0	250
25	D	Ron Hainsey	213	19	64	83	-13	137	16	0	0	0	0	378
26	D	Kris Russell	288	18	61	79	-29	124	3	0	3	0	1	392
27	R	Cam Atkinson	141	37	35	72	6	36	6	1	6	0	0	373
28	D	Jaroslav Spacek	153	16	56	72	-45	139	8	2	4	0	3	303
29	C	Brandon Dubinsky	105	18	52	70	7	174	5	2	2	0	0	239
30	C	Derek MacKenzie	279	31	38	69	19	155	1	5	3	0	0	274
31	D	Jan Hejda	302	11	56	67	23	163	1	0	1	0	0	279
32	D	Jack Johnson	147	14	52	66	-7	75	7	0	2	0	0	299
33	R	Derek Dorsett	280	27	38	65	-32	727	2	1	2	0	0	403
34	C	Dan Fritsche	206	29	34	63	-14	91	6	2	8	0	0	302
35	L	Matt Calvert	153	29	34	63	-12	113	5	1	4	0	1	207
36	R	Grant Marshall	147	23	38	61	-28	157	9	0	6	1	0	248
37	R	Trevor Letowski	154	25	35	60	-14	52	5	1	2	0	0	261
38	L	Nick Foligno	115	24	34	58	11	124	4	0	7	0	1	180
39	C	Artem Anisimov	116	33	24	57	-8	32	4	2	8	0	1	230
40	D	Nikita Nikitin	158	12	44	56	6	51	4	0	4	0	1	248
41	C	Michael Peca	136	12	44	56	-7	122	3	0	5	0	0	160
42	D	Duvie Westcott	201	11	45	56	-42	299	4	1	1	0	0	247
43	R	Jared Boll	416	25	29	54	-33	1,025	1	0	5	0	0	324
44	D	Anton Stralman	124	7	45	52	-28	59	5	0	1	0	0	201
45	L	Raffi Torres	111	31	20	51	-12	55	9	0	9	0	0	173
46	D	Marc Methot	275	7	44	51	-6	208	0	0	0	0	0	220
47	D	Anders Eriksson	145	7	43	50	6	64	2	0	1	1	1	162
48	D	Adam Foote	187	10	39	49	-30	255	4	3	1	0	1	202
49	D	Deron Quint	132	14	34	48	-53	42	6	0	1	0	0	317
50	C	Samuel Pahlsson	222	12	35	47	-28	84	0	2	1	0	0	264

TOP GOALTENDING LEADERS

RANK	PLAYER	GP	W	L	T	OT	SA	GA	GAA	SV	SV%	SO	MIN
1	Marc Denis	266	84	146	24	11	8,016	765	3.01	7,251	0.905	12	15,258:43
2	Steve Mason	232	96	99	0	27	6,553	634	2.9	5,919	0.903	19	13,137:21
3	Pascal Leclaire	125	45	55	0	12	3,485	324	2.82	3,161	0.907	10	6,898:11
4	Ron Tugnutt	97	34	52	8	7	2,723	246	2.62	2,477	0.91	6	5,630:29
5	Sergei Bobrovsky	96	53	31	0	11	2,783	205	2.23	2,578	0.926	9	5,518:23

2012-13 FINAL STATISTICS

PLAYERS	POS	GP	G	A	P	+/-	PIM	PP	SH	GW	S	S%	TOI
Vinny Prospal	LW	48	12	18	30	+3	32	4	0	2	85	14.1	16:31
Mark Letestu	C	46	13	14	27	+7	10	3	2	2	92	14.1	16:30
Marian Gaborik	RW	35	9	10	19	-8	8	1	0	4	113	8.0	18:40
	CBJ	12	3	5	8	5	6	0	0	1	38	7.9	18:05
	TOT	47	12	15	27	-3	14	1	0	5	151	7.9	18:31
Fedor Tyutin	D	48	4	18	22	+9	28	0	0	1	56	7.1	24:05
Brandon Dubinsky	C	29	2	18	20	+2	76	1	0	0	50	4.0	18:24
Nick Foligno	LW	45	6	13	19	+6	28	1	0	2	69	8.7	16:31
Jack Johnson	D	44	5	14	19	-5	12	3	0	1	96	5.2	25:58
Artem Anisimov	C	35	11	7	18	-6	12	1	0	3	68	16.2	16:24
Cam Atkinson	RW	35	9	9	18	+9	4	1	0	1	91	9.9	15:35
R.J. Umberger	C	48	8	10	18	+3	16	2	0	0	96	8.3	18:29
*Derick Brassard	C	34	7	11	18	-2	16	1	0	1	63	11.1	16:31
Matt Calvert	LW	42	9	7	16	-9	32	0	1	2	63	14.3	14:10
James Wisniewski	D	30	5	9	14	-1	15	4	0	0	62	8.1	22:49
Blake Comeau	LW	33	4	3	7	-9	14	0	1	1	44	9.1	12:17
	CBJ	9	2	3	5	+5	6	0	0	0	4	50.0	11:41
	TOT	42	6	6	12	-4	20	0	1	1	48	12.5	12:09
Ryan Johansen	C	40	5	7	12	-7	12	0	0	2	84	6.0	16:05
*Derek Dorsett	RW	24	3	6	9	-11	53	0	0	0	38	7.9	15:59
Nikita Nikitin	D	38	3	6	9	+2	17	1	0	0	60	5.0	21:11
Derek MacKenzie	C	43	3	5	8	+1	36	0	0	0	33	9.1	10:20
Dalton Prout	D	28	1	6	7	+15	25	0	0	0	16	6.3	18:31
Jared Boll	RW	43	2	4	6	+1	100	0	0	0	19	10.5	8:04
Tim Erixon	D	31	0	5	5	+4	14	0	0	0	21	0.0	15:41
Adrian Aucoin	D	36	0	4	4	-8	16	0	0	0	26	0.0	16:20
Colton Gillies	C	27	1	1	2	+1	17	0	0	0	17	5.9	8:17
Cody Goloubef	D	11	1	0	1	-3	0	0	0	1	14	7.1	14:48
*John Moore	D	17	0	1	1	-5	2	0	0	0	14	0.0	14:30
Jonathan Marchessault	C	2	0	0	0	-1	0	0	0	0	0	0.0	10:56
Sean Collins	C	5	0	0	0	-2	6	0	0	0	0	0.0	12:29
Nick Holden	D	2	0	0	0	+1	0	0	0	0	2	0.0	8:34
David Savard	D	4	0	0	0	-3	0	0	0	0	1	0.0	13:12
Nick Drazenovic	C	8	0	0	0	-2	4	0	0	0	5	0.0	9:55
BENCH		48	0	0	0	0	10	0	0	0	0	0	
TOTALS		48	115	201	316	9	605	22	3	19	1283	8.9	

GOALTENDERS	GP	MIN	W	L	OT	SO	GA	SA	SV	GAA	SV%
Sergei Bobrovsky	38	2219	21	11	6	4	74	1084	1010	2.00	.932
*Steve Mason	13	712	3	6	1	0	35	346	311	2.95	.899
Michael Leighton	1	59:08	0	1	0	0	5	26	21	5.08	.808
	PHI	-	-	-	-	-	-	-	-	-	-
	CBJ	-	-	-	-	-	-	-	-	-	-
TOTALS	48	2949	24	17	7	4	115	1436	1321	2.40	.920

*Traded Player

2012-13 SEASON NOTES

- Completed 12th NHL season with a record of 24-17-7 (55 pts.), finishing fourth-T in the Central Division, eighth-T in the Western Conference and 15th-T in the NHL.
- Club missed out on its second Stanley Cup Playoffs berth on a tie-breaker to Minnesota (22 regulation/OT wins vs. 19).
- After posting a 5-12-2 mark (12 pts.) through their first 19 games, the Jackets went 19-5-5 (43 pts.) in 29 games from Feb. 26 through the end of the season.
- The Blue Jackets went 14-5-5 at home, including a club-record 12 consecutive games without a regulation loss (9-0-3) from Feb. 11-Mar. 31.
- Columbus ranked 25th in the NHL in scoring (2.40 G per game) and ninth-T in goals-against (2.40 GA per game).
- The Jackets ranked fifth-T in the NHL in faceoffs efficiency, winning 52 percent (1,457-of-2,802).
- G Sergei Bobrovsky won the a 21-11-6 record with a 2.00 goals-against average (club record), .932 save percentage (club record) and four shutouts in 38 games this season en route to winning the Vezina Trophy and earning First Team NHL All-Star honors.
- LW Vinny Prospal tallied 12-18-30 with 32 PIM and a +3 plus/minus rating in 48 game to lead the club in scoring in his 16th NHL season.
- C Mark Letestu tallied 13-14-27 with 10 PIM and was +7 in 46 games, matching his career highs in assists and points.
- D Fedor Tyutin tallied 4-18-22, 28 PIM and was +9 in 48 games to give him 31-110-141 in 356 games as a Blue Jacket, which are the most points in club history by a defenseman (Rostislav Klesla, 41-92-133 in 515 GP from 2000-11).
- D Jack Johnson led the club and ranked fifth in the NHL in Time on Ice, averaging 25:58 per game in 44 outings.
- C Brandon Dubinsky led the club in points per game (0.69) and assists-T after tallying 2-18-20 in 29 games.
- D Dalton Prout led the club and ranked second among rookie defensemen with a +15 plus/minus rating in 28 games played.

GM	DATE	OPPONENT	RESULT	RECORD	SCORE	CBJ GOAL SCORERS	GWG	PP	PK	SF-SA	W/L GOALIE	ATTN
1	1/19/13	at Nashville	SOW	01-00-00	3-2	71p, 42	16	1-2	0-1	28-34	Bobrovsky/Rinne	17,113
2	1/21/13	Detroit	SOL	01-00-01	3-4	13,21p,22p	24	2-7	7-7	33-42	Howard/Bobrovsky	19,206
3	1/23/13	at Phoenix	L	01-01-01	1-5	51	23	0-3	4-5	26-42	LaBarbera/Mason	8,355
4	1/24/13	at Colorado	L	01-02-01	0-4	-	15	0-6	3-3	33-28	Varlamov/Bobrovsky	14,325
5	1/26/13	Chicago	L	01-03-01	2-3	10,42	19	0-5	3-3	26-24	Crawford/Mason	18,381
6	1/28/13	Dallas	W	02-03-01	2-1	15,22	22	0-7	3-4	27-25	Bobrovsky/Lehtonen	10,475
7	1/29/13	at Minnesota	L	02-04-01	2-3	10,7p	96	1-4	2-2	19-26	Backstrom/Mason	17,584
8	1/31/13	St. Louis	L	02-05-01	1-4	16p	21	1-4	3-5	25-25	Elliott/Bobrovsky	11,155
9	2/02/13	Detroit	W	03-05-01	4-2	21p,42,42,10s	42	1-3	5-5	28-34	Mason/Howard	17,612
10	2/05/13	Los Angeles	L	03-06-01	2-4	24,16	26	0-3	2-3	20-31	Quick/Mason	11,019
11	2/07/13	Calgary	OTL	03-06-02	3-4	11,10p,22	40	1-4	3-4	29-30	Irving/Bobrovsky	10,484
12	2/10/13	Edmonton	L	03-07-02	1-3	18	91	0-7	4-4	40-14	Dubnyk/Bobrovsky	14,364
13	2/11/13	San Jose	W	04-07-02	6-2	17,21p,48,6,22p,10	48	2-4	2-3	36-27	Mason/Mason	10,837
14	2/15/13	at Los Angeles	L	04-08-02	1-2	71	10	0-4	4-5	13-22	Bernier/Bobrovsky	18,118
15	2/16/13	at Phoenix	L	04-09-02	3-5	40,11,24	11	0-3	6-7	20-35	Smith/Mason	15,425
16	2/18/13	at Anaheim	L	04-10-02	2-3	22,16	10	0-3	1-3	27-29	Hiller/Bobrovsky	14,713
17	2/21/13	at Detroit	W	05-10-02	3-2	18p,15,22	22	1-3	4-4	24-30	Bobrovsky/Howard	20,066
18	2/23/13	at St. Louis	L	05-11-02	1-2	11s	57	0-4	2-2	20-23	Halak/Bobrovsky	19,457
19	2/24/13	at Chicago	L	05-12-02	0-1	-	65	0-5	3-3	28-27	Crawford/Mason	21,580
20	2/26/13	Dallas	OTL	05-12-03	4-5	6,15,13,18	21	0-1	1-1	20-39	Bachman/Bobrovsky	11,523
21	3/01/13	at Chicago	OTL	05-12-04	3-4	22,42,19	7	0-1	2-2	22-35	Emery/Mason	21,828
22	3/03/13	Colorado	OTW	06-12-04	2-1	22p,42p	42	2-5	2-2	34-19	Bobrovsky/Varlamov	13,778
23	3/05/13	Edmonton	SOW	07-12-04	4-3	24,22p,7	42	1-4	3-3	38-29	Bobrovsky/Dubnyk	14,952
24	3/07/13	Vancouver	OTS	08-12-04	2-1	18,11	11	0-3	1-1	27-35	Bobrovsky/Schneider	13,632
25	3/09/13	Detroit	W	09-12-04	3-0	13,7p,71	13	1-6	3-3	24-30	Bobrovsky/Howard	17,957
26	3/10/13	at Detroit	SOW	10-12-04	3-2	16,18	11	0-5	5-6	21-23	Bobrovsky/Howard	20,066
27	3/12/13	Vancouver	SOL	10-12-05	1-2	10	21	0-2	2-2	27-38	Luongo/Bobrovsky	14,852
28	3/14/13	Chicago	SOL	10-12-06	1-2	7p	88	1-2	1-1	30-40	Crawford/Bobrovsky	15,009
29	3/16/13	Phoenix	SOW	11-12-06	1-0	-	42	0-2	2-2	23-39	Bobrovsky/Smith	14,231
30	3/19/13	Nashville	W	12-12-06	4-3	51,10,6p,16	16	1-3	1-1	31-35	Bobrovsky/Rinne	13,364
31	3/22/13	Calgary	W	13-12-06	5-1	40,71,71,42,9	71	0-4	2-2	28-25	Bobrovsky/Kiprusoff	13,853
32	3/23/13	at Nashville	L	13-13-06	2-5	18p,42	11	1-3	0-2	23-24	Rinne/Bobrovsky	17,113
33	3/26/13	at Vancouver	SOL	13-13-07	0-1	-	40	0-2	3-3	17-34	Schneider/Bobrovsky	18,910
34	3/28/13	at Edmonton	L	13-14-07	4-6	13,11,42,13	83	0-2	2-2	30-25	Dubnyk/Bobrovsky	16,839
35	3/29/13	at Calgary	W	14-14-07	6-4	10s,22,11,16,19,18	19	0-1	3-4	25-33	Mason/Kiprusoff	19,289
36	3/31/13	Anaheim	OTW	15-14-07	2-1	16,10	55	0-1	2-2	18-30	Bobrovsky/Hiller	13,185
37	4/04/13	at Nashville	W	16-14-07	3-1	21p,10,11	10	1-2	2-2	38-39	Bobrovsky/Rinne	17,113
38	4/05/13	at St. Louis	L	16-15-07	1-3	42	42	0-2	3-4	27-19	Allen/Bobrovsky	19,224
39	4/07/13	Minnesota	L	16-16-07	0-3	-	20	0-4	1-3	24-24	Backstrom/Bobrovsky	15,909
40	4/09/13	San Jose	W	17-16-07	4-0	11,21,19,10	11	0-2	1-1	30-30	Bobrovsky/Niemi	17,771
41	4/12/13	St. Louis	W	18-16-07	4-1	13,42,19,10	42	0-1	5-5	19-32	Bobrovsky/Allen	17,007
42	4/13/13	at Minnesota	SOW	19-16-07	3-2	22,51	55	0-2	3-4	22-41	Bobrovsky/Backstrom	19,187
43	4/15/13	at Colorado	OTW	20-16-07	4-3	55,14,18,71	71	0-1	2-3	30-32	Bobrovsky/Giguere	13,694
44	4/17/13	at Anaheim	OTW	21-16-07	3-2	14,11,51	51	0-3	2-3	28-28	Bobrovsky/Fasth	15,074
45	4/18/13	at Los Angeles	L	21-17-07	1-2	47	13	0-2	1-2	21-23	Quick/Bobrovsky	18,118
46	4/21/13	at San Jose	W	22-17-07	4-3	55,22,55p,19	19	1-2	1-2	22-35	Bobrovsky/Niemi	17,562
47	4/25/13	at Dallas	W	23-17-07	3-1	13,55p,13p	55	2-4	2-3	35-32	Bobrovsky/Lehtonen	16,918
48	4/27/13	Nashville	W	24-17-07	3-1	17p,7,13	7	1-2	0-0	47-20	Bobrovsky/Mason	19,002

2011-12 FINAL STATISTICS

PLAYERS		POS	GP	G	A	P	+/-	PIM	PP	SH	GW	S	S%	TOI
Rick Nash		RW	82	30	29	59	-19	40	6	2	2	306	9.8	19:05
Vinny Prospal		LW	82	16	39	55	-11	36	3	0	0	165	9.7	17:53
Derick Brassard		C	74	14	27	41	-20	42	5	0	3	125	11.2	16:20
R.J. Umberger		LW	77	20	20	40	-10	27	5	0	3	200	10.0	18:11
Jack Johnson	LA	D	61	8	16	24	-12	24	5	0	4	120	6.7	22:30
	CBJ		21	4	10	14	5	15	0	0	1	56	7.1	27:25
	TOT		82	12	26	38	-7	39	5	0	5	176	6.8	23:46
Nikita Nikitin	STL	D	7	0	0	0	-5	4	0	0	0	10	0.0	12:21
	CBJ		54	7	25	32	-5	14	3	0	3	93	7.5	23:34
	TOT		61	7	25	32	-10	18	3	0	3	103	6.8	23:11
James Wisniewski		D	48	6	21	27	-13	37	2	0	2	99	6.1	24:47
Antoine Vermette		C	60	8	19	27	-17	12	2	1	3	106	7.5	17:14
Fedor Tyutin		D	66	5	21	26	-21	49	1	0	0	124	4.0	24:08
Jeff Carter		C	39	15	10	25	-11	14	8	0	1	130	11.5	19:37
Mark Letestu	PIT	C	11	0	1	1	-6	2	0	0	0	9	0.0	12:50
	CBJ		51	11	13	24	-3	6	4	0	0	105	10.5	16:15
	TOT		62	11	14	25	-9	8	4	0	0	114	9.6	15:38
Ryan Johansen		C	67	9	12	21	-2	24	3	0	3	99	9.1	12:44
Derek Dorsett		RW	77	12	8	20	-11	235	2	1	1	137	8.8	14:41
Aaron Johnson		D	56	3	13	16	-12	26	1	0	0	63	4.8	16:30
Cam Atkinson		RW	27	7	7	14	1	14	1	0	0	66	10.6	15:23
Derek MacKenzie		C	66	7	7	14	4	40	1	2	2	61	11.5	10:30
Grant Clitsome		D	51	4	10	14	-6	24	1	0	1	74	5.4	17:01
Samuel Pahlsson		C	61	2	9	11	-6	22	0	1	0	63	3.2	15:02
David Savard		D	31	2	8	10	0	16	1	0	0	34	5.9	16:34
Colton Gillies	MIN	C	37	0	2	2	-5	10	0	0	0	24	0.0	9:09
	CBJ		38	2	4	6	-4	25	0	0	0	24	8.3	10:59
	TOT		75	2	6	8	-9	35	0	0	0	48	4.2	10:05
John Moore		D	67	2	5	7	-23	8	0	0	0	64	3.1	15:49
Marc Methot		D	46	1	6	7	-11	24	0	0	0	42	2.4	20:03
Darryl Boyce	TOR	C	17	1	1	2	-3	16	0	0	1	12	8.3	10:03
	CBJ		20	0	3	3	-5	19	0	0	0	13	0.0	9:54
	TOT		37	1	4	5	-8	35	0	0	1	25	4.0	9:58
Brett Lebda		D	30	1	3	4	-1	14	0	0	0	36	2.8	16:28
Jared Boll		RW	54	2	1	3	-8	126	0	0	0	35	5.7	8:07
Matt Calvert		LW	13	0	3	3	-5	16	0	0	0	4	0.0	9:07
Kris Russell		D	12	2	1	3	-1	13	0	0	0	20	10.0	17:34
Ryan Russell		LW	41	2	0	2	-7	2	0	0	0	39	5.1	11:40
Maksim Mayorov		LW	10	1	1	2	-3	2	0	0	0	9	11.1	10:39
Tomas Kubalik		RW	8	1	1	2	-3	6	0	0	0	8	12.5	13:17
Alexandre Giroux		LW	9	1	0	1	-2	8	0	0	0	18	5.6	12:11
Radek Martinek		D	7	1	0	1	-3	0	0	0	0	10	10.0	19:26
Cody Bass		C	14	0	1	1	0	32	0	0	0	13	0.0	9:05
Dalton Prout		D	5	0	0	0	1	0	0	0	0	2	0.0	11:47
Andrew Joudrey		C	1	0	0	0	0	0	0	0	0	1	0.0	9:16
Kristian Huselius		LW	2	0	0	0	-2	2	0	0	0	2	0.0	16:12
Dane Byers		LW	8	0	0	0	0	29	0	0	0	8	0.0	8:05
Cody Goloubef		D	1	0	0	0	1	0	0	0	0	0	0.0	6:00
TOTALS			82	198	337	535	-233	1035	49	7	25	2	2454	8.1
GOALTENDERS			GP	MIN	W	L	OT	SO	GA	SA	SV	GAA	SV%	
Steve Mason			46	2,534	16	26	3	1	143	1355	1212	3.39	.894	
Curtis Sanford			36	1,983	10	18	4	1	86	971	885	2.60	.911	
Allen York			11	417	3	2	0	0	16	199	183	2.30	.920	
Shawn Hunwick			1	3	0	0	0	0	0	0	0	0	0.00	
TOTALS			82	4,937	29	46	7	2	245	2525	2280	2.98	.903	

2011-12 SEASON NOTES

- Completed their 11th season in the National Hockey League with a 29-46-7 record (65 pts.), finishing fifth in the Central Division, 15th in the Western Conference and 30th in the NHL.
- After going 13-32-6 over the first 51 games of the season, the club improved to 16-14-1 over the final 31 games.
- Todd Richards was named interim head coach after Scott Arniel was relieved of his duties on January 9 and led the club to an 18-21-2 record, including a 14-0-0 mark when taking a lead into the third period.
- Left wing Rick Nash tallied 30-29-59 in 82 games, leading the club in goals for the eighth-straight season and points for the fifth-straight season. He is one of only four players to record 30 goals in each of the past five seasons (Iginla, Kovalchuk, Ovechkin) and became the first Blue Jacket to play in 600 games with the club Oct. 22 at Ottawa.
- Left wing R.J. Umberger registered 20-20-40 in 77 games to rank second on the club in goals and played the 500th game of his NHL career Dec. 2 at Edmonton. He had his franchise record streak of 288-consecutive games played come to an end when he missed five games Jan. 13-21 due to injury. The streak began on Oct. 10, 2008.
- Right wing Derek Dorsett collected 12-8-20 and 235 penalty minutes in 77 games to become one of only three players since 1996 to lead NHL in penalty minutes and score 10 or more goals.

2011-12 RESULTS

GM	DATE	OPPONENT	RESULT	RECORD	SCORE	CBJ GOAL SCORERS	GWG	PP	PK	SF-SA	W/L GOALIE	ATTN
1	10/7	NSH	L	00-01-00	2-3	22,61	Halischuk	0-5	2-3	34-31	Rinne/Mason	18,247
2	10/8	at MIN	L	00-02-00	2-4	15,8	Heatley	0-6	2-4	31-26	Backstrom/Mason	19,040
3	10/10	VAN	L	00-03-00	2-3	13,22	Burrows	0-5	3-4	25-25	Schneider/Mason	9,187
4	10/12	COL	SOL	00-03-01	2-3	61,2	Duchene	0-4	4-4	33-32	Varlamov/Mason	8,986
5	10/15	at DAL	L	00-04-01	2-4	22p,28	Souray	1-5	3-4	15-33	Lehtonen/Mason	8,305
6	10/18	DAL	L	00-05-01	2-3	16p,10	Ryder	1-5	2-2	40-18	Lehtonen/Mason	9,158
7	10/21	at DET	L	00-06-01	2-5	16,5p	Datsyuk	1-4	2-5	34-33	Howard/Mason	20,066
8	10/22	at OTT	L	00-07-01	3-4	5,10,61p	Michalek	1-4	0-2	21-27	Anderson/Mason	18,867
9	10/25	DET	W	01-07-01	4-1	18,19p,4,24s	Johansen	1-7	3-3	32-31	Mason/Conklin	15,100
10	10/27	at BUF	L	01-08-01	2-4	22,51	Kaleta	0-6	1-3	43-26	Enroth/Mason	18,690
11	10/29	at CHI	L	01-09-01	2-5	22,24	Stalberg	0-5	5-5	29-38	Emery/York	21,114
12	10/30	ANA	W	02-09-01	3-1	61p,19,51	Johansen	1-3	3-3	21-20	Mason/Ellis	16,022
13	11/3	TOR	L	02-10-01	1-4	19	MacArthur	0-4	2-2	39-18	Scrivens/Mason	14,306
14	11/5	at PHI	L	02-11-01	2-9	15,14	Talbot	0-2	4-5	35-33	Bryzgalov/Mason	19,784
15	11/10	CHI	L	02-12-01	3-6	14p,17p,14	Montador	2-5	1-3	30-36	Crawford/Mason	15,048
16	11/12	WPG	W	03-12-01	2-1	19,19	Johansen	0-4	5-5	27-36	Mason/Pavelec	15,581
17	11/15	MIN	L	03-13-01	2-4	50s,17p	Clutterbuck	1-3	4-5	45-24	Backstrom/Mason	10,833
18	11/17	at BOS	SOL	03-13-02	1-2	24p	Krejci	1-3	2-2	31-27	Rask/Sanford	17,565
19	11/19	at NSH	OTW	04-13-02	4-3	7,22p,18p,21	Wisniewski	2-5	1-3	29-30	Sanford/Rinne	16,776
20	11/21	CGY	W	05-13-02	4-1	7,50,7p,61	Vermette	1-3	1-2	30-28	Sanford/Karlsson	11,629
21	11/23	at NJ	SOL	05-13-03	1-2	40	Kovalchuk	0-6	3-3	36-24	Brodeur/Sanford	15,585
22	11/25	BUF	W	06-13-03	5-1	17,61p,3,18,61	Nash	1-5	3-3	34-29	Sanford/Enroth	16,705
23	11/27	STL	L	06-14-03	1-2	15	Backes	0-5	4-5	24-29	Elliott/Sanford	14,151
24	11/29	at VAN	L	06-15-03	1-4	26s	Booth	0-3	2-2	48-34	Schneider/Sanford	18,890
25	12/1	at CGY	SOW	07-15-03	4-3	50,6,61,61x	Nash	0-4	1-1	33-35	Sanford/Kiprusoff	19,289
26	12/2	at EDM	L	07-16-03	3-6	17p,15s,15	Jones	1-5	1-2	39-34	Dubnyk/Sanford	16,839
27	12/6	at MTL	SOW	08-16-03	3-2	22,18,61x	Nash	0-4	3-3	28-20	Sanford/Price	21,273
28	12/8	NSH	OTL	08-16-04	3-4	7,50,15	Wilson	0-1	0-1	24-22	Rinne/Sanford	13,852
29	12/10	BOS	L	08-17-04	3-5	61,7p,18	Corvo	1-6	3-6	36-29	Rask/Sanford	18,175
30	12/13	VAN	SOW	09-17-04	2-1	7p,61x	Nash	1-3	4-4	30-32	Mason/Luongo	15,808
31	12/15	LA	L	09-18-04	1-2	7	Brown	0-3	2-2	25-41	Quick/Sanford	16,090
32	12/17	TB	L	09-19-04	2-3	18p,61	Stamkos	1-5	3-3	28-28	Garon/Mason	16,108
33	12/18	at STL	L	09-20-04	4-6	24,15,17p,16	Pietrangelo	1-3	1-1	32-34	Halak/Mason	18,611
34	12/22	at NSH	L	09-21-04	5-6	7,7p,19p,7p,19p	Erat	4-6	1-3	31-38	Rinne/Sanford	17,113
35	12/26	at CHI	L	09-22-04	1-4	21	Stalberg	0-2	2-3	38-22	Crawford/Mason	21,645
36	12/27	CGY	SOL	09-22-05	1-2	16	Iginla	0-4	2-3	28-26	Kiprusoff/Mason	16,985
37	12/29	at DAL	W	10-22-05	4-1	61,50,61,51	Vermette	0-2	3-3	29-37	Mason/Lehtonen	16,555
38	12/31	WSH	L	10-23-05	2-4	4,26	Wideaman	0-1	0-1	37-26	Vokoun/Mason	18,199
39	1/5	at SJ	L	10-24-05	1-2	22	Thornton	0-0	4-5	24-39	Greiss/Sanford	17,562
40	1/7	at LA	W	11-24-05	1-0	14	Clitsome	0-6	8-8	18-31	Sanford/Quick	18,118
41	1/8	at ANA	L	11-25-05	4-7	61,16p,22	Perry	1-3	3-5	18-37	Tarkki/Sanford	13,053
42	1/10	at CHI	L	11-26-05	2-5	18,50	Stalberg	0-5	4-4	34-25	Crawford/Sanford	21,229
43	1/13	PHX	W	12-26-05	4-3	33,61,25,16	Brassard	0-1	1-1	32-35	Sanford/LaBarbera	14,119
44	1/14	SJ	L	12-27-05	1-2	61	Marleau	0-2	4-5	26-33	Greiss/Sanford	16,582
45	1/17	EDM	W	13-27-05	4-2	19,16p,24,15p	MacKenzie	2-2	3-3	25-23	Sanford/Dubnyk	13,814
46	1/19	NSH	L	13-28-05	0-3	-	Erat	0-3	1-2	38-25	Rinne/Mason	17,233
47	1/21	at DET	SOL	13-28-06	2-3	25,6p	Filppula	1-3	3-4	19-31	Howard/Sanford	20,066
48	1/23	at NSH	L	13-29-06	1-4	61	Fisher	0-2	3-5	26-29	Rinne/Mason	14,310
49	1/24	at TB	L	13-30-06	2-4	23,19	St. Louis	0-2	3-4	24-31	Garon/Sanford	16,859
50	1/31	at SJ	L	13-31-06	0-6	-	Marleau	0-1	2-3	30-43	Niemi/Mason	17,562
51	2/1	at LA	L	13-32-06	2-3	15,9	Doughty	0-3	1-3	22-33	Quick/Sanford	18,118
52	2/3	at ANA	OTW	14-32-06	3-2	16,7p,16	Brassard	1-4	4-5	21-35	Sanford/Hiller	13,358
53	2/7	MIN	W	15-32-06	3-1	58,50p,7	Vermette	1-7	2-2	37-29	Sanford/Backstrom	11,237
54	2/9	DAL	L	15-33-06	2-4	22p,61p	Robidas	2-3	3-3	28-35	Lehtonen/Sanford	15,943
55	2/11	at MIN	W	16-33-06	3-1	18,18p,21	Umberger	1-4	1-1	19-35	Mason/Backstrom	18,958
56	2/12	ANA	L	16-34-06	3-5	51p,5,50p	Ryan	2-5	1-4	27-35	Hiller/Mason	14,033
57	2/14	STL	W	17-34-06	2-1	21p,15	Dorsett	1-4	1-1	33-32	Mason/Halak	12,425
58	2/18	CHI	L	17-35-06	1-6	16	Stalberg	0-1	2-2	34-28	Crawford/Mason	18,663
59	2/19	at NYR	OTL	17-35-07	2-3	16p,61	Stepan	1-4	2-2	23-35	Lundqvist/Mason	18,200
60	2/21	SJ	W	18-35-07	6-3	18,7p,61,7p,58p,7	Carter	3-7	3-4	35-41	Mason/Greiss	14,625
61	2/24	COL	L	18-36-07	0-5	-	Jones	0-4	1-1	28-25	Varlamov/Mason	16,925
62	2/26	at PIT	L	18-37-07	2-4	61s,22	Letang	0-2	3-5	24-40	Thiessen/Sanford	18,602
63	2/28	DET	L	18-38-07	2-5	61p,24s	Zetterberg	1-5	5-6	30-25	MacDonald/Sanford	14,333
64	3/1	at COL	W	19-38-07	2-0	6p,51	Nikitin	1-2	2-2	28-33	Mason/Varlamov	13,236
65	3/3	at PHX	W	20-38-07	5-2	61s,61,6,16,9	Nikitin	0-4	3-4	26-32	Mason/Smith	13,579
66	3/6	PHX	W	21-38-07	3-2	18,7,24	MacKenzie	0-3	5-5	32-40	Mason/LaBarbera	10,915
67	3/8	LA	W	22-38-07	3-1	17,7,17	J. Johnson	0-5	1-1	36-30	Mason/Bernier	14,306
68	3/10	at STL	L	22-39-07	1-4	13	Stewart	0-4	4-6	22-29	Elliott/Sanford	19,150
69	3/11	STL	L	22-40-07	1-2	17	Perron	0-8	4-4	34-26	Halak/Sanford	14,969
70	3/14	at EDM	L	22-41-07	0-3	-	Nugent-Hopkins	0-4	3-4	22-27	Dubnyk/Sanford	16,839
71	3/17	at VAN	L	22-42-07	3-4	22,7,21	D. Sedin	0-2	1-3	36-38	Schneider/Mason	18,890
72	3/18	at CGY	SOW	23-42-07	2-1	6,13x	Atkinson	0-2	4-4	18-31	Mason/Kiprusoff	19,289
73	3/20	CHI	L	23-43-07	1-5	61	Sharp	0-2	0-2	25-27	Crawford/Mason	15,311
74	3/23	CAR	W	24-43-07	5-1	22,18p,18,18,17	Umberger	1-3	5-5	26-40	Mason/Ward	15,085
75	3/25	EDM	L	24-44-07	3-6	17,61,16p	Eager	1-6	3-4	32-38	Dubnyk/Mason	12,295
76	3/26	at DET	L	24-45-07	2-7	17,61	Holmstrom	0-4	4-6	26-39	Conklin/Mason	20,066
77	3/28	DET	W	25-45-07	4-2	22,15,16,18	Brassard	0-3	2-4	31-31	York/Conklin	12,432
78	3/30	FLA	W	26-45-07	4-1	18,6p,6,18	Nikitin	1-5	3-3	29-31	York/Theodore	17,994
79	3/31	at STL	W	27-45-07	5-2	40,18,18p,15p,22	Umberger	2-8	5-5	33-36	York/Halak	19,150
80	4/3	at PHX	L	27-46-07	0-2	-	Gordon	0-7	1-1	54-22	Smith/York	13,263
81	4/5	at COL	W	28-46-07	5-2	13,61,61p,13,13	Nash	1-3	2-3	28-37	Mason/Varlamov	15,610
82	4/7	NYI	W	29-46-07	7-3	61,13,18,21p,13p,7,22	Wisniewski	2-3	2-2	37-38	Mason/Montoya	17,652

2010-11 FINAL STATISTICS

PLAYERS	POS	GP	G	A	P	+/-	PIM	PP	SH	GW	S	S%	TOI	
Rick Nash	LW	75	32	34	66	2	34	6	0	7	305	10.5	18:55	
R.J. Umberger	LW	82	25	32	57	3	38	8	3	3	220	11.4	19:12	
Antoine Vermette	C	82	19	28	47	0	60	3	1	3	183	10.4	18:48	
Derick Brassard	C	74	17	30	47	-11	55	6	0	3	183	9.3	17:01	
Jakub Voracek	RW	80	14	32	46	-3	26	2	0	2	183	7.7	16:58	
Fedor Tyutin	D	80	7	20	27	-12	32	1	0	0	128	5.5	22:41	
Kristian Huselius	LW	39	14	9	23	-17	10	6	0	1	94	14.9	16:22	
Derek MacKenzie	C	63	9	14	23	14	22	0	1	1	76	11.8	10:50	
Kris Russell	D	73	5	18	23	-9	37	1	0	0	88	5.7	17:31	
Matt Calvert	LW	42	11	9	20	3	12	3	0	1	50	22	11:05	
Samuel Pahlsson	C	82	7	13	20	-13	30	0	1	1	108	6.5	15:20	
Jan Hejda	D	77	5	15	20	-6	28	0	0	0	79	6.3	21:07	
Grant Clitsome	D	31	4	15	19	2	16	2	0	0	50	8	21:16	
Anton Stralman	D	51	1	17	18	-11	22	1	0	1	80	1.3	19:44	
Derek Dorsett	RW	76	4	13	17	-15	184	0	0	0	112	3.6	13:12	
Chris Clark	RW	53	5	10	15	-3	38	2	0	0	83	6	14:38	
Marc Methot	D	74	0	15	15	2	58	0	0	0	58	0	19:53	
Jared Boll	RW	73	7	5	12	-2	182	0	0	2	66	10.6	7:40	
Kyle Wilson	C	32	4	7	11	-3	12	0	0	0	38	10.5	10:38	
Rostislav Klesla	D	45	3	7	10	10	26	0	0	0	45	6.7	19:18	
Andrew Murray	C	29	4	4	8	2	4	0	0	1	48	8.3	11:22	
Scottie Upshall	RW	PHX	61	16	11	27	5	42	2	0	2	144	11.1	13:26
		CBJ	21	6	1	7	-12	10	0	0	0	47	12.8	15:45
		TOT	82	22	12	34	-7	52	2	0	2	191	11.5	14:02
Nikita Filatov	LW		23	0	7	7	3	8	0	0	0	31	0	12:19
Mike Commodore	D		20	2	4	6	-8	44	0	0	2	32	6.3	18:33
Ethan Moreau	LW		37	1	5	6	-9	24	0	0	1	56	1.8	12:28
Sami Lepisto	D	PHX	51	4	7	11	7	37	0	0	0	31	12.9	16:38
		CBJ	19	0	5	5	3	18	0	0	0	25	0	20:01
		TOT	70	4	12	16	10	55	0	0	0	56	7.1	17:33
Tom Sestito	LW		9	2	2	4	-4	40	1	0	0	7	28.6	9:31
Tomas Kubalik	RW		4	0	2	2	-3	0	0	0	0	5	0	14:45
Maksim Mayorov	LW		5	1	0	1	0	0	0	0	3	33.3	8:42	
Craig Rivet	D	BUF	23	1	2	3	-5	12	0	0	0	20	5.0	13:02
		CBJ	14	1	0	1	-7	23	0	0	0	13	7.7	17:21
		TOT	37	2	2	4	-12	35	0	0	0	33	6.1	14:40
Nick Holden	D		5	0	0	0	0	0	0	0	6	0	17:11	
Mike Blunden	RW		1	0	0	0	-1	0	0	0	2	0	10:31	
Nate Guenin	D		3	0	0	0	-3	2	0	0	2	0	14:47	
John Moore	D		2	0	0	0	0	0	0	0	0	0	11:28	
TOTALS			82	210	373	583	-108	1127	42	6	29	2506	11.9	

GOALTENDERS	GP	MIN	W	L	OT	SO	GA	SA	SV	GAA	SV%
Steve Mason	54	3,027	24	21	7	3	153	1541	1388	3.03	.901
Mathieu Garon	36	1,938	10	14	6	3	88	887	799	2.72	.901
David LeNeveu	1	20	0	0	0	0	2	12	10	6.00	.833
TOTALS	82	4,985	34	35	13	6	243	2440	2197	2.92	.900

2010-11 SEASON NOTES

- Completed 10th NHL season with a 34-35-13 record (81 pts.), finishing fifth in the Central Division, 13th in the Western Conference and 24th in the NHL.
- Opened the season playing two games against the San Jose Sharks at Ericsson Globe Arena in Stockholm, Sweden as a part of NHL Premiere
- Columbus had the best start in franchise history, posting a 14-6-0 mark in the first 20 games (previous best was a 12-6-2 record in 2009-10).
- The 14-8-0 record in October and November marked the highest winning percentage (.636) for the first two months of the season in club history (previous best was 13-9-4, .591 winning percentage in 2009-10)
- Left Rick Nash collected 32-34-66 in 75 games to lead the club in goals for the seventh-straight season and points for the fourth-straight season. He ranked sixth in the NHL in shots, 12th (tied) in game-winning goals and 14th (tied) in goals. He was selected to play in his fifth-consecutive All-Star Game and recorded a goal and an assist for Team Staal in an 11-10 loss.
- R.J. Umberger, Samuel Pahlsson and Antoine Vermette were the only Blue Jackets to play in all 82 games. Umberger set career highs in points, while setting franchise records with assists in eight-straight games Nov. 10-26 (8a) and points in 10-straight games (3-10-13) Nov. 10-Dec. 1 (3g, 8a).
- Left wing Matt Calvert became the second Blue Jackets rookie to register a hat trick with three goals Feb. 25 vs. Phoenix.

GM	DATE	OPPONENT	RESULT	RECORD	SCORE	CBJ GOAL SCORERS	GWG	PP	PK	SF-SA	W/L GOALIE	ATTN
1	10/8	SJ	L	00-01-00	2-3	20p,18	Couture	1-7	4-6	32-28	Niemi/Mason	11,324
2	10/9	at SJ	OTW	01-01-00	3-2	61,20p,19	Moreau	1-4	6-8	25-35	Mason/Nittymaki	9,537
3	10/15	CHI	L	01-02-00	2-5	18s,20	Sharp	0-4	2-2	32-40	Turco/Mason	18,305+
4	10/16	at MIN	W	02-02-00	3-2	15,24,18s	Umberger	0-4	4-5	25-23	Garon/Backstrom	17,336
5	10/20	ANA	W	03-02-00	3-1	24,61,61	Nash	0-3	5-5	22-32	Mason/Hiller	9,802
6	10/22	CGY	L	03-03-00	2-6	15,35	Bourque	0-4	6-6	22-23	Karlsson/Mason	10,784
7	10/23	at CHI	W	04-03-00	3-2	16,18p,50	Vermette	1-4	2-3	40-32	Mason/Crawford	21,265
8	10/25	PHI	W	05-03-00	2-1	25,16p	Brassard	1-4	2-2	25-29	Garon/Boucher	11,727
9	10/28	EDM	SOW	06-03-00	3-2	26,25,61x	Nash	0-7	4-5	41-27	Mason/Dubnyk	9,128
10	10/30	at COL	L	06-04-00	1-5	16p	Stewart	1-3	5-6	34-31	Budaj/Mason	13,017
11	11/2	MTL	W	07-04-00	3-0	61,16p,25	Nash	1-3	3-3	24-29	Garon/Price	10,466
12	11/4	at ATL	W	08-04-00	3-0	16,93,18	Brassard	0-1	2-2	42-25	Garon/Pavelec	8,461
13	11/6	MIN	L	08-05-00	2-3	61,25	Clutterbuck	0-4	2-4	37-24	Theodore/Garon	13,457
14	11/10	STL	W	09-05-00	8-1	93,40,61,93,71,18,71,50	Boll	0-4	3-3	35-30	Mason/Halak	10,265
15	11/12	COL	L	09-06-00	1-5	50	Mauldin	0-3	2-2	29-29	Budaj/Mason	13,594
16	11/17	at LA	W	10-06-00	5-3	17,97,40,61,61	Nash	0-4	2-3	26-36	Mason/Quick	18,118
17	11/19	at ANA	W	11-06-00	4-3	61,71p,93,22	Commodore	1-3	3-4	29-50	Mason/Hiller	13,667
18	11/20	at SJ	W	12-06-00	3-0	61p,61,61	Nash	1-4	5-5	27-35	Garon/Nittymaki	17,562
19	11/22	NSH	W	13-06-00	2-0	22,61	Commodore	0-5	4-4	30-27	Mason/Rinne	10,095
20	11/24	at NYI	OTW	14-06-00	4-3	50p,71,18,93	Voracek	1-4	2-2	38-24	Garon/DiPietro	8,652
21	11/26	DET	L	14-07-00	1-2	50	Filppula	0-5	2-3	35-32	Howard/Mason	18,391+
22	11/28	at DET	L	14-08-00	2-4	16,18p	Filppula	1-7	5-5	29-42	Howard/Mason	18,860
23	12/1	NSH	SOL	14-08-01	3-4	50,10,50	Sullivan	0-4	5-5	31-29	Rinne/Mason	9,892
24	12/3	at BUF	L	14-09-01	0-5	-	Hecht	0-6	3-6	19-37	Miller/Garon	18,529
25	12/4	PIT	L	14-10-01	2-7	26,71p	Martin	1-5	1-4	23-35	Fleury/Mason	19,143+
26	12/6	DAL	SOW	15-10-01	3-2	10,61p,25x	Wilson	1-3	4-4	29-18	Garon/Lehtonen	10,932
27	12/9	at STL	L	15-11-01	1-4	35	McClement	0-8	0-3	28-24	Halak/Garon	19,150
28	12/11	NYR	W	16-11-01	3-1	50p,61,61	Nash	1-2	4-5	23-33	Mason/Lundqvist	15,780
29	12/13	at CGY	OTL	16-11-02	2-3	50s,61p	Iginla	1-1	3-3	24-25	Kiprusoff/Garon	19,289
30	12/15	at VAN	OTL	16-11-03	2-3	16,23p	Kesler	1-3	4-5	30-30	Luongo/Garon	18,860
31	12/16	at EDM	L	16-12-03	3-6	20,20p,20	Eberle	1-3	3-4	40-36	Khabibulin/Mason	16,839
32	12/18	DAL	L	16-13-03	1-2	51	Richards	0-5	5-6	36-23	Lehtonen/Garon	13,973
33	12/21	CGY	W	17-13-03	3-1	93,40,97	Boll	0-3	3-4	37-30	Garon/Karlsson	12,443
34	12/23	VAN	L	17-14-03	3-7	18,18,23	D. Sedin	0-1	4-5	27-30	Schneider/Garon	12,159
35	12/26	at CHI	L	17-15-03	1-4	16p	Sharp	1-4	3-5	27-25	Turco/Garon	21,492
36	12/27	MIN	SOW	18-15-03	4-3	16,51,17,25x	Wilson	0-0	7-7	22-40	Mason/Theodore	14,454
37	12/30	at TOR	W	19-15-03	3-2	20,20,18p	Umberger	1-2	0-1	32-22	Mason/Gustavsson	19,148
38	12/31	OTT	OTW	20-15-03	4-3	18,26,61,93	Voracek	0-4	3-3	23-38	Mason/Elliott	17,652
39	1/2	at NSH	L	20-16-03	1-4	18	Spaling	0-3	2-3	20-26	Rinne/Mason	14,593
40	1/4	at PHX	L	20-17-03	2-4	18,93p	Doan	1-2	4-4	28-33	Bryzgalov/Garon	8,222
41	1/7	at ANA	L	20-18-03	0-6	-	Selanne	0-3	1-4	27-29	Hiller/Mason	12,815
42	1/8	at LA	L	20-19-03	4-6	11,61,51,61	Smyth	0-3	2-4	34-36	Quick/Garon	18,118
43	1/11	PHX	L	20-20-03	3-4	40,97,20p	Morris	1-5	4-4	40-28	Bryzgalov/Garon	11,109
44	1/14	DET	SOW	21-20-03	3-2	93,14p,50x	Vermette	1-5	3-3	32-28	Mason/MacDonald	18,684+
45	1/15	at DET	OTL	21-20-04	5-6	16,14,11,18p,61	Franzen	1-2	1-1	30-34	MacDonald/Mason	20,066
46	1/18	at TB	SOL	21-20-05	2-3	18,16	Malone	0-4	3-4	30-22	Garon/Roloson	13,291
47	1/19	at FLA	OTW	22-20-05	3-2	51,50,18p	Umberger	1-3	4-4	38-31	Mason/Vokoun	11,629
48	1/22	at STL	W	23-20-05	5-2	50,40,17,61p,51	Murray	1-5	2-3	30-21	Mason/Halak	19,150
49	1/25	ANA	L	23-21-05	2-3	61p,16p	Blake	2-5	1-3	37-22	Hiller/Mason	11,700
50	2/1	CHI	L	23-22-05	4-7	15,16,26,11	Toews	0-5	3-4	33-27	Turco/Mason	12,568
51	2/4	at DET	W	24-22-05	3-0	50,40,17	Vermette	0-3	6-6	24-34	Mason/Howard	20,066
52	2/5	EDM	W	25-22-05	4-3	18,20,18,20	Huselius	0-3	5-5	34-26	Mason/Khabibulin	18,370
53	2/8	at PIT	W	26-22-05	4-1	61,26,93,50	Pahlsson	0-2	1-2	25-33	Mason/Fleury	18,147
54	2/9	SJ	L	26-23-05	2-3	20p,14p	Marleau	2-4	3-3	44-32	Niemi/Mason	11,906
55	2/11	COL	W	27-23-05	3-1	61,16,24	Brassard	0-2	1-1	32-32	Garon/Budaj	16,408
56	2/13	at DAL	W	28-23-05	2-1	11,61	Nash	0-2	5-6	39-30	Mason/Lehtonen	16,377
57	2/16	LA	SOL	28-23-06	3-4	93,61,10	Stoll	0-2	3-3	24-29	Quick/Garon	12,442
58	2/18	at CHI	W	29-23-06	4-3	11,50p,24,6p	Stralman	2-4	3-3	36-40	Mason/Crawford	21,708
59	2/22	NSH	W	30-23-06	4-0	61,11p,50,61p	Nash	2-5	2-2	30-20	Mason/Rinne	12,475
60	2/25	PHX	W	31-23-06	5-3	18p,93p,11p,11,11	Calvert	3-9	5-5	34-28	Mason/Bryzgalov	16,771
61	2/27	at NSH	L	31-24-06	2-3	11p,10p	Legwand	2-5	1-2	27-28	Rinne/Garon	16,340
62	3/1	at VAN	SOL	31-24-07	1-2	8	Torres	0-4	3-3	31-26	Luongo/Mason	18,860
63	3/3	at EDM	L	31-25-07	2-4	35,8	Eberle	0-5	4-5	28-38	Dubnyk/Mason	16,839
64	3/4	at CGY	L	31-26-07	3-4	52,50,35	Glencross	0-3	5-7	40-28	Kiprusoff/Mason	19,289
65	3/7	at STL	SOL	31-26-08	4-5	93,11,51p,24	Steen	1-3	0-2	28-36	Bishop/Mason	19,150
66	3/9	STL	OTL	31-26-09	3-4	93,18p,24	Stewart	1-4	2-2	22-26	Halak/Garon	11,508
67	3/11	LA	L	31-27-09	2-4	9,16	Kopitar	0-3	4-5	34-22	Bernier/Mason	15,605
68	3/12	at CAR	W	32-27-09	3-2	26s,24,24	MacKenzie	0-5	9-9	28-31	Mason/Ward	18,680
69	3/15	BOS	SOL	32-27-10	2-3	14,9	Seguin	0-6	1-1	36-29	Rask/Mason	12,282
70	3/17	DET	L	32-28-10	0-2	-	Miller	0-6	3-4	37-27	MacDonald/Mason	14,444
71	3/19	at MIN	OTW	33-28-10	5-4	61,10,35,61,50	Vermette	0-0	1-1	33-36	Garon/Backstrom	18,305
72	3/20	NJ	L	33-29-10	0-3	-	Clarkson	0-1	4-4	13-31	Brodeur/Mason	13,043
73	3/22	at COL	SOL	33-29-11	4-5	61,24s,18s,18	Hejduk	0-2	3-4	33-32	Elliott/Mason	12,301
74	3/24	at PHX	L	33-30-11	0-3	-	Rozsival	0-2	3-4	28-23	Bryzgalov/Garon	11,172
75	3/27	VAN	L	33-31-11	1-4	18	H. Sedin	0-5	2-4	40-24	Schneider/Garon	14,469
76	3/29	FLA	SOW	34-31-11	3-2	9,50,43x	Mayorov	0-3	2-3	32-31	Mason/Clemmensen	11,670
77	3/31	at WSH	OTL	34-31-12	3-4	50,51,9	Chimera	0-2	1-1	23-33	Neuvirth/Mason	18,398
78	4/1	CHI	SOL	34-31-13	3-4	43,16p,26	Stalberg	1-7	3-4	34-29	Crawford/Garon	16,217
79	4/3	STL	L	34-32-13	1-6	18p	Porter	1-2	1-2	24-33	Halak/Garon	13,538
80	4/5	at DAL	L	34-33-13	0-3	-	Ott	0-2	4-5	23-30	Lehtonen/Garon	16,012
81	4/8	at NSH	L	34-34-13	1-4	16	Halischuk	0-1	3-3	45-25	Rinne/Mason	17,113
82	4/9	BUF	L	34-35-13	4-5	15,40,20,20p	Gaustad	1-4	2-4	36-30	Enroth/Mason	18,717+

2009-10 FINAL STATISTICS

PLAYERS	POS	GP	G	A	P	+/-	PIM	PP	SH	GW	S	S%	TOI	
Rick Nash	LW	76	33	34	67	-2	58	10	2	6	254	13.0	20:56	
Antoine Vermette	C	82	27	38	65	2	32	6	2	1	156	17.3	20:08	
Kristian Huselius	LW	74	23	40	63	-4	36	8	1	5	162	14.2	18:23	
R.J. Umberger	LW	82	23	32	55	-16	40	8	1	4	221	10.4	19:10	
Jakub Voracek	RW	81	16	34	50	-7	26	4	0	1	154	10.4	15:37	
Derick Brassard	C	79	9	27	36	-17	48	4	0	0	125	7.2	14:56	
Anton Stralman	D	73	6	28	34	-17	37	4	0	0	121	5.0	20:29	
Fedor Tyutin	D	80	6	26	32	-7	49	3	0	2	149	4.0	23:31	
Raffi Torres	LW	60	19	12	31	-8	32	7	0	3	99	19.2	13:34	
Kris Russell	D	70	7	15	22	3	32	0	0	1	108	6.5	18:35	
Jason Chimera	LW	39	8	9	17	-7	47	1	0	1	92	8.7	14:46	
Samuel Pahlsson	C	79	3	13	16	-9	32	0	0	0	93	3.2	16:16	
Derek Dorsett	RW	51	4	10	14	6	105	0	0	0	57	7.0	10:53	
Jan Hejda	D	62	3	10	13	-14	36	1	0	0	63	4.8	20:38	
Mike Commodore	D	57	2	9	11	-9	62	0	0	1	54	3.7	19:00	
Mathieu Roy	D	31	0	10	10	-2	17	0	0	0	32	0.0	18:19	
Rostislav Klesla	D	26	2	6	8	-7	26	0	0	1	24	8.3	20:06	
Marc Methot	D	60	2	6	8	-8	51	0	0	0	42	4.8	19:31	
Andrew Murray	C	46	5	2	7	-6	6	0	0	0	73	6.8	10:21	
Jared Boll	RW	68	4	3	7	-8	149	0	0	0	56	7.1	7:12	
Fredrik Modin	LW	24	2	4	6	-6	12	0	0	2	35	5.7	14:40	
Chris Clark	RW	WSH	38	4	11	15	-4	27	0	0	1	59	6.8	11:39
		CBJ	36	3	2	5	-8	21	0	0	0	46	6.5	12:06
		TOT	74	7	13	20	-12	48	0	0	1	105	6.7	11:52
Mike Blunden	RW	40	2	2	4	3	59	0	0	0	40	5.0	8:06	
Derek MacKenzie	C	18	1	3	4	3	0	0	0	0	14	7.1	8:41	
Grant Clitsome	D	11	1	2	3	0	6	0	0	0	7	14.3	14:44	
Milan Jurcina	D	WSH	27	0	4	4	0	14	0	0	32	0.0	17:26	
		CBJ	17	1	2	3	2	10	0	0	1	17	5.9	18:01
		TOT	44	1	6	7	2	24	0	0	1	49	2.0	17:40
Nikita Filatov	LW	13	2	0	2	0	8	0	0	1	11	18.2	8:06	
Tomas Kana	C	6	0	2	2	2	2	0	0	0	4	0.0	8:40	
Steve Mason	G	58	0	2	2	0	2	0	0	0	0	0.0	0:00	
Chad Kolarik	C	2	0	0	0	-1	0	0	0	0	2	0.0	6:29	
Alexandre Picard	LW	9	0	0	0	-3	10	0	0	0	12	0.0	7:13	
Tom Sestito	LW	3	0	0	0	0	7	0	0	0	0	0.0	5:33	
Trevor Frischmon	C	3	0	0	0	0	4	0	0	0	1	0.0	6:06	
Nathan Paetsch	D	BUF	11	1	1	2	6	0	0	0	9	11.1	9:39	
		CBJ	10	0	0	0	-5	6	0	0	0	8	0.0	11:14
		TOT	21	1	1	2	-3	12	0	0	0	17	5.9	10:24
Maksim Mayorov	LW	4	0	0	0	-1	0	0	0	0	4	0.0	7:40	
Greg Moore	C	4	0	0	0	0	0	0	0	0	2	0.0	5:54	
Mathieu Garon	G	35	0	0	0	0	2	0	0	0	0	0.0	0:00	
TOTALS		82	214	383	597	-151	1070	56	6	30	2338	9.2		
GOALTENDERS		GP	MIN	W	L	OT	SO	GA	SA	SV	GAA	SV%		
Steve Mason		58	3,201	20	26	9	5	163	1653	1490	3.06	.901		
Mathieu Garon		35	1,771	12	9	6	2	83	858	775	2.81	.903		
TOTALS		82	4,972	32	35	15	7	246	2511	2265	2.97	.902		

2009-10 SEASON NOTES

- Completed ninth NHL season with a 32-35-15 record (79 pts.), finishing fifth in the Central Division, 14th in the Western Conference and 27th in the NHL.
- Began the season with a 12-6-2 mark but went 2-11-5 from Dec. 1 through Jan. 5 before rebounding to go 17-15-6 over the final 38 games of the campaign.
- Scored 214 goals in 82 games, averaging 2.61 goals per game, which was the third-highest total in franchise history. The club scored a club-record 56 power play goals (on 308 attempts), converting 18.2 percent of its chances with the man advantage.
- The Blue Jackets had a club-record five players record 50 or more points – Rick Nash (67), Antoine Vermette (65), Kristian Huselius (63), R.J. Umberger (55) and Jakub Voracek (50).
- Left wing Rick Nash tallied 33-34-67 in 76 games to lead the club in goals for the sixth-straight season and points for the third straight year. He also helped Canada capture the gold medal at the 2010 Olympic Games held in Vancouver, British Columbia.
- Center Antoine Vermette and left wing R.J. Umberger were the only Jackets to play in all 82 games and each set career highs for points in a season. Vermette tallied 27-38-65 to surpass the 24-29-53 he collected in 81 games with Ottawa in 2007-08. Umberger notched 23-32-55, which topped his previous career best of 13-37-50 in 74 games with Philadelphia in 2007-08.
- At 20 years, 8 months at season's end, right wing Jakub Voracek became the second-youngest player in Blue Jackets history to record 50 points in a season as he tallied 16-34-50 in 80 games. The only CBJ player who hit the 50-point mark at a younger age was Rick Nash with 41-16-57 in 80 games in 2003-04 (19 years, 10 months).

GM	DATE	OPPONENT	RESULT	RECORD	SCORE	CBJ GOAL SCORERS	GWG	PP	PK	SF-SA	W/L GOALIE	ATTN.
1	10/3	MIN	W	01-00-00	2-1	18s, 97	Klesla	0-3	3-4	39-33	Mason/Backstrom	18,159+
2	10/5	at VAN	W	02-00-00	5-3	50,20,97,28,14p	Filatov	1-3	3-3	24-43	Mason/Luongo	18,810
3	10/8	at SJ	L	02-01-00	3-6	61, 25, 14xp	Heatley	1-3	4-4	27-28	Nabokov/Mason	17,562
4	10/10	at PHX	W	03-01-00	2-0	61,18	Nash	0-2	7-7	19-36	Garon/Bryzgalov	17,532
5	10/13	CGY	W	04-01-00	2-1	6p,20	Huselius	1-4	1-1	33-23	Mason/Kiprusoff	13,280
6	10/17	LA	W	05-01-00	4-1	25,14p,61s,93p	Torres	2-6	5-5	24-28	Mason/Quick	15,251
7	10/20	at CGY	L	05-02-00	3-6	61s, 16p, 93p	Phaneuf	2-7	5-5	30-22	Kiprusoff/Mason	19,289
8	10/22	at EDM	L	05-03-00	4-6	20,14p,20,25	Visnovsky	1-4	4-7	32-32	Khabibulin/Garon	16,839
9	10/24	at ANA	W	06-03-00	6-4	50,61,93,93,51,61	Tyutin	0-2	2-2	37-36	Mason/Giguere	14,468
10	10/25	at LA	L	06-04-00	2-6	50,20p	Stoll	1-4	2-4	27-25	Quick/Mason	15,820
11	10/28	PHX	L	06-05-00	1-4	16p	Vandermeer	1-6	3-6	32-23	Labarbera/Mason	13,184
12	10/30	PIT	SOL	06-05-01	3-4	61p,61,15	Crosby	1-7	5-5	32-32	Johnson/Mason	19,136+
13	11/1	at WSH	OTW	07-05-01	5-4	61,18p,14,14,18p	Umberger	2-6	4-5	32-36	Mason/Theodore	18,277
14	11/4	SJ	SOL	07-05-02	2-3	25, 61p	Boyle	1-1	1-2	28-38	Nabokov/Mason	13,401
15	11/5	at ATL	W	08-05-02	4-3	93,16,14,14	Torres	0-2	6-8	21-35	Garon/Pavelec	10,878
16	11/7	CAR	W	09-05-02	3-2	28,40,61	Nash	0-3	5-5	26-26	Mason/Leighton	14,850
17	11/11	DET	L	09-06-02	1-9	61	Datsyuk	0-2	2-4	26-39	Howard/Mason	15,304
18	11/13	ANA	SOW	10-06-02	3-2	61,20,20x	Huselius	1-4	5-5	29-34	Garon/Giguere	15,577
19	11/16	EDM	SOW	11-06-02	3-2	6p,50p,93x	Voracek	2-4	3-5	32-25	Garon/Khabibuli	13,030
20	11/19	at DAL	W	12-06-02	4-1	61p,20s,20p,14p	Huselius	3-7	4-4	28-26	Mason/Turco	16,155
21	11/21	at NSH	SOL	12-06-03	3-4	18,18,6p	Legwand	1-3	6-8	29-48	Rinne/Pekka	13,790
22	11/23	at NYR	L	12-07-03	4-7	24,40,20,93	Avery	0-1	3-4	30-33	Lundqvist/Garon	18,200
23	11/24	at MTL	L	12-08-03	3-5	50,6p,50p	Bergeron	3-6	4-8	36-29	Price/Garon	21,273
24	11/26	at OTT	L	12-09-03	1-2	20p	Foligno	1-6	3-4	33-36	Elliot/Mason	19,244
25	11/28	CGY	SOL	12-09-04	4-3	61p,3,40	Lundmark	1-2	2-3	32-32	McElhinny/Mason	17,772
26	11/30	STL	W	13-09-04	5-2	10,18,18,50,18	Umberger	0-5	3-4	27-29	Mason/Mason	12,391
27	12/1	at CHI	SOL	13-09-05	3-5	50,26,10	Seabrook	0-3	2-4	23-26	Huet/Mason	20,363
28	12/3	TOR	L	13-10-05	3-6	20p,25,8p	Kessel	2-5	3-3	36-25	MacDonald/Mason	13,825
29	12/5	COL	L	13-11-05	2-3	25,93	Stewart	0-3	5-5	31-19	Budaj/Mason	14,909
30	12/9	FLA	W	14-11-05	3-0	25,16,26	Chimera	0-2	3-3	32-32	Mason/Vokoun	12,800
31	12/10	at NSH	SOL	14-11-06	3-4	10,14p,61	Sullivan	1-2	3-3	31-39	Rinne/Garon	14,601
32	12/12	ANA	L	14-12-06	1-3	18	Ryan	0-4	1-2	36-25	Hiller/Mason	14,461
33	12/14	NSH	L	14-13-06	3-5	50p-,93p,18	Sullivan	2-8	4-4	31-32	Ellis/Mason	12,856
34	12/15	at MIN	L	14-14-06	1-2	61	Zidlicky	0-1	1-1	22-23	Backstrom/Mason	18,086
35	12/17	PHX	SOL	14-14-07	1-2	61p	Lang	1-6	2-2	39-27	Labarbera/Garon	13,363
36	12/19	at COL	L	14-15-07	2-5	18p,25p	Wolski	2-3	3-5	30-31	Anderson/Mason	11,782
37	12/21	at PHX	L	14-16-07	2-5	16,50	Doan	0-2	6-7	27-23	Bryzgalov/Garon	9,348
38	12/23	at DAL	L	14-17-07	1-3	61	Neal	0-4	4-4	34-28	Auld/Mason	16,532
39	12/26	at DET	L	14-18-07	1-2	50	Bertuzzi	0-4	4-5	29-27	Howard/Garon	20,066
40	12/28	DET	OTW	15-18-07	1-0	33	Modin	0-3	4-4	40-34	Mason/Howard	18,421+
41	12/29	at NYI	SOL	15-18-08	1-2	18	Schremp	0-3	4-4	42-25	Roloson/Mason	12,192
42	12/31	NSH	OTL	15-18-09	1-2	14	Legwand	0-1	2-2	32-29	Ellis/Garon	18,221+
43	1/2	COL	L	15-19-09	2-3	20p,16	Galiardi	1-3	4-5	28-37	Anderson/Mason	17,371
44	1/5	at VAN	L	15-20-09	3-7	18,20,10	H. Sedin	0-5	2-3	32-24	Luongo/Mason	18,810
45	1/7	at EDM	W	16-20-09	4-2	18,50,20p,8	Huselius	1-3	4-4	29-26	Garon/Dubnyk	16,839
46	1/8	at CGY	W	17-20-09	3-2	14,18,50	Vermette	0-2	3-3	22-22	Garon/McElhinny	19,289
47	1/10	DAL	W	18-20-09	2-0	14,50	Torres	1-5	5-5	41-26	Garon/Turco	14,501
48	1/12	at STL	L	18-21-09	1-4	51p	Steen	1-5	2-3	27-23	Mason/Garon	17,900
49	1/14	at CHI	L	18-22-09	0-3	-	Campbell	0-2	2-2	24-36	Huet/Garon	21,884
50	1/16	CHI	L	18-23-09	5-6	20,61,10,61,14	Toews	0-4	1-3	26-31	Huet/Garon	18,738+
51	1/18	STL	W	19-23-09	4-2	14,14,61p,11	Nash	1-4	3-4	30-32	Garon/Mason	14,505
52	1/19	at PHI	L	19-24-09	3-5	18p,18,61p	Pronger	2-3	4-5	28-37	Emery/Garon	19,126
53	1/21	at BOS	W	20-24-09	3-2	11,50,18p	Umberger	1-4	2-2	25-34	Mason/Rask	17,565
54	1/23	at MIN	L	20-25-09	2-4	61,50	Belanger	0-2	5-5	24-28	Backstrom/Mason	18,173
55	1/26	NSH	W	21-25-09	3-2	16,20p,33	Modin	1-4	4-4	17-31	Mason/Rinne	13,775
56	1/28	LA	L	21-26-09	1-4	50	Kopitar	0-3	2-3	30-18	Mason/Quick	13,709
57	1/30	at STL	W	22-26-09	3-2	15,51p,10	Russell	1-5	2-4	19-27	Garon/Mason	19,150
58	2/2	at COL	L	22-27-09	1-5	50s	Yip	0-4	1-1	21-26	Garon/Anderson	11,213
59	2/4	DAL	W	23-27-09	2-1	6,18	Umberger	0-0	3-3	26-23	Mason/Turco	14,028
60	2/6	BUF	W	24-27-09	4-0	23,61p,6,14p	Jurcina	2-6	5-5	25-28	Mason/Lalime	18,576+
61	2/10	SJ	W	25-27-09	3-0	61,93,50	Nash	0-4	3-3	21-40	Mason/Greiss	15,234
62	2/12	VAN	L	25-28-09	3-4	61,40,14	Samuelsson	0-2	4-5	35-35	Raycroft/Mason	16,564
63	2/14	CHI	SOL	25-28-10	4-5	20,14,61p,51	Brouwer	1-6	4-5	26-37	Niemi/Garon	17,673
64	3/2	VAN	OTL	25-28-11	3-4	17,50,15	Ehrhoff	0-6	3-4	30-31	Raycroft/Mason	14,513
65	3/6	at SJ	L	25-29-11	1-2	17	Pavelski	0-4	7-8	22-44	Nabokov/Mason	17,562
66	3/8	at LA	L	25-30-11	0-6	-	Simmonds	0-4	3-6	35-11	Mason/Quick	17,524
67	3/9	at ANA	W	26-30-11	5-2	15,93p,51,50p,16p	Tyutin	3-6	7-7	29-38	Garon/Hiller	13,700
68	3/11	ATL	W	27-30-11	2-1	18p,20	Huselius	1-4	2-2	21-29	Garon/Hedberg	13,459
69	3/13	STL	L	27-31-11	1-5	93	Backes	0-6	2-4	25-36	Mason/Mason	16,453
70	3/15	EDM	W	28-31-11	5-3	93,11,3,20,50	Huselius	0-2	4-4	29-32	Mason/Dubnyk	13,603
71	3/19	MIN	W	29-31-11	4-2	20,10,61,61	Nash	0-3	5-5	32-20	Garon/Harding	16,419
72	3/20	at NSH	OTL	29-31-12	0-1	-	Franson	0-3	3-3	33-31	Rinne/Mason	16,363
73	3/23	at NJ	L	29-32-12	3-6	50,93,20	Zajec	0-3	3-6	22-30	Brodeur/Mason	14,202
74	3/25	CHI	W	30-32-12	8-3	22,20,20,93ps,50,17,50p,12	Voracek	1-2	4-5	32-41	Mason/Huet	14,573
75	3/27	NYI	OTL	30-32-13	3-4	18p,61,44	Bailey	1-4	0-0	37-28	Roloson/Garon	16,972
76	3/28	at CHI	W	31-32-13	4-2	17,93,22,93	Commodore	0-4	4-4	20-35	Mason/Niemi	22,043
77	3/30	TB	W	32-32-13	3-2	61,51,61p	Nash	1-6	3-4	25-18	Mason/Niittymaki	15,760
78	4/1	at DET	L	32-33-13	2-3	17,18p	Bertuzzi	1-2	2-3	22-32	Howard/Mason	19,259
79	4/3	WSH	L	32-34-13	2-3	50s,50	Green	0-3	5-6	36-27	Theodore/Mason	16,957
80	4/5	at STL	OTL	32-34-14	1-2	16p	Johnson	1-6	5-6	28-34	Mason/Garon	17,601
81	4/7	at DET	L	32-35-14	3-4	18,26,12	Cleary	0-1	3-5	24-35	Howard/Mason	20,066
82	4/9	DET	SOL	32-35-15	0-1	-	Bertuzzi	0-4	4-4	22-45	Howard/Mason	18,512+

2008-09 FINAL STATISTICS

PLAYER	POS		GP	G	A	P	+/-	PIM	PP	SH	GW	S	S%	TOI
Rick Nash	LW		78	40	39	79	11	52	6	5	5	263	15.2	21:09
Kristian Huselius	LW		74	21	35	56	1	44	5	0	2	212	9.9	19:31
Jason Williams	C	ATL	41	7	11	18	-9	8	4	0	2	79	8.9	16:04
		CBJ	39	12	17	29	5	16	3	0	2	74	16.2	15:37
		TOT	80	19	28	47	-4	24	7	0	4	153	12.4	15:51
R.J. Umberger	C		82	26	20	46	-10	53	9	0	2	234	11.1	18:46
Antoine Vermette	C	OTT	62	9	19	28	-12	42	2	0	0	141	6.4	18:03
		CBJ	17	7	6	13	5	8	1	1	1	33	21.2	19:29
		TOT	79	16	25	41	-7	50	3	1	1	174	9.2	18:21
Jakub Voracek	RW		80	9	29	38	11	44	0	0	1	101	8.9	12:39
Manny Malhotra	C		77	11	24	35	9	28	0	0	3	116	9.5	18:00
Fedor Tyutin	D		82	9	25	34	1	81	5	1	0	167	5.4	23:30
Derick Brassard	C		31	10	15	25	12	17	3	0	1	59	16.9	14:25
Fredrik Modin	LW		50	9	16	25	2	28	2	0	0	113	8	16:52
Mike Commodore	D		81	5	19	24	11	100	0	0	0	103	4.9	22:53
Jason Chimera	LW		49	8	14	22	8	41	1	0	1	115	7	16:14
Michael Peca	C		71	4	18	22	-6	58	0	0	2	74	5.4	14:06
Jan Hejda	D		82	3	18	21	23	38	0	0	1	66	4.5	22:22
Kris Russell	D		66	2	19	21	-10	28	1	0	1	86	2.3	16:07
Raffi Torres	LW		51	12	8	20	-4	23	2	0	6	74	16.2	12:05
Marc Methot	D		66	4	13	17	7	55	0	0	0	58	6.9	17:57
Jared Boll	RW		75	4	10	14	-6	180	1	0	0	73	5.5	8:53
Andrew Murray	C		67	8	3	11	-6	10	1	0	3	89	9	11:16
Rostislav Klesla	D		34	1	8	9	2	38	0	0	0	30	3.3	20:58
Jiri Novotny	C		42	4	3	7	4	14	0	1	0	56	7.1	13:20
Christian Backman	D		56	2	5	7	5	32	1	0	1	54	3.7	15:39
Derek Dorsett	RW		52	4	1	5	-1	150	0	0	1	59	6.8	8:53
Nikita Filatov	LW		8	4	0	4	3	0	0	0	1	10	40	8:07
Chris Gratton	C	TB	18	0	2	2	-3	10	0	0	0	16	0	10:47
		CBJ	6	0	1	1	2	2	0	0	0	4	0	9:45
		TOT	24	0	3	3	-1	12	0	0	0	20	0	10:32
Craig MacDonald	C		8	1	1	2	1	0	0	0	1	6	16.7	10:39
Ole-Kristian Tollefsen	D		19	0	1	1	-4	37	0	0	0	12	0	10:20
Alexandre Picard	LW		15	0	1	1	-1	26	0	0	0	10	0	6:53
Aaron Rome	D		8	0	1	1	1	0	0	0	0	7	0	15:28
Clay Wilson	D		5	0	1	1	-2	0	0	0	0	9	0	9:26
Derek MacKenzie	C		1	0	0	0	-1	2	0	0	0	1	0	7:15
Maksim Mayorov	RW		3	0	0	0	0	0	0	0	0	1	0	5:44
Michael York	LW		1	0	0	0	0	0	0	0	0	1	0	13:15
TOTALS			82	220	371	591	73	1205	41	8	35	2370	9.3	

GOALTENDERS	GP	MIN	GAA	W	L	OT	EN	SO	GA	SA	SV%
Steve Mason	61	3,664	33	20	7	10	140	1,658	1,518	2.29	.916
Pascal Leclaire	12	674	4	6	1	0	43	324	281	3.83	.867
Fredrik Norrena	8	323	1	3	2	0	17	133	116	3.16	.872
Dan LaCosta	3	156	2	0	0	1	4	80	76	1.54	.950
Wade Dubielewicz	3	169	1	2	0	0	10	77	67	3.55	.870
TOTALS	82	4,986	41	31	10	11	214	2,272	2,058	2.58	.906

2008-09 SEASON NOTES

- Completed their eighth NHL season with a 41-31-10 record (92 pts.), finishing fourth in the Central Division, seventh in the Western Conference and 16th in the NHL, setting franchise records for wins and points in a season.
- After beginning the season 3-6-0 through Oct. 27, went 38-25-10 and posted winning months in five consecutive months – Nov.: 6-4-3; Dec.: 7-6-1; Jan.: 7-5-1; Feb.: 7-4-1 and Mar.: 9-4-2.
- Compiled franchise-best records at home (25-13-3, 53 pts.) and on the road record (16-18-7, 39 pts.).
- Went 13-3-2 vs. Eastern Conference teams, which was the best record among all Western Conference clubs.
- Left wing Rick Nash tallied 40-39-79 in 78 games, leading club in goals for the fifth-straight season and points for the second year in a row and setting a club record with 24 multi-point games. He collected two hat tricks – Jan. 27 vs. Detroit and Mar. 7 at Detroit in which he became the first player to score three unassisted goals since 1948 (Montreal's Maurice Richard). He notched 1-2-3 at the All-Star Game on Jan. 25 and won the NHL Foundation Player Award for his efforts in the community.
- Goaltender Steve Mason went 33-20-7 with a 2.29 GAA, .916 SV% and 10 SO in 61 games to earn the Calder Memorial Trophy as the NHL's top rookie, Second Team NHL All-Star and All-Rookie Team honors. His 10 shutouts led the NHL, set a franchise record and were the most by a rookie since 1969-70 (Chicago's Tony Esposito, NHL record 15).
- Right wing Jakub Voracek tallied 9-29-38 (one point shy of club rookie points record), +11 in 80 games and ranked second among NHL rookies in assists, eighth-T in plus/minus and 10th in points, while center Derick Brassard was leading all NHL rookies in scoring with 10-15-25 and was +12 in 31 games when he suffered a season-ending injury at Dallas on Dec. 18.

GM	DATE	OPPONENT	RESULT	RECORD	SCORE	CBJ GOAL SCORERS	GWG	PP	PK	SF-SA	W/L GOALIE	ATTN.
1	10/10	at DAL	OTW	01-00-00	5-4	93,20,17,16,61	Nash	0-3	6-7	27-31	Leclaire/Turco	18,532
2	10/11	at PHX	L	01-01-00	1-3	16p	Mueller	1-4	5-7	29-30	Bryzgalov/Leclaire	17,125
3	10/14	at SJ	L	01-02-00	2-5	20p,5p	Marleau	2-6	1-2	33-25	Nabokov/Leclaire	17,496
4	10/17	NSH	W	02-02-00	5-3	61,28,93,61p,25p	Nash	2-4	5-5	28-30	Leclaire/Ellis	17,930
5	10/18	at NSH	L	02-03-00	3-6	25,3,61	Erat	0-4	4-4	26-30	Ellis/Norrena	13,259
6	10/21	VAN	W	03-03-00	4-2	25,20p,15,61	Dorsett	1-4	3-4	32-25	Leclaire/Luongong	12,057
7	10/24	NYR	L	03-04-00	1-3	93	Dubinsky	0-6	6-7	26-32	Lundqvist/Leclaire	14,724
8	10/25	at MIN	L	03-05-00	1-2	97	Nolan	0-2	4-4	26-23	Backstrom/Norrena	18,568
9	10/27	ANA	L	03-06-00	2-3	12s,16	Selanne	0-6	4-5	32-24	Giguere/Norrena	10,494
10	10/30	at COL	W	04-06-00	4-2	16,25,17,8	Murray	0-0	2-4	32-17	Norrena/Raycroft	14,945
11	11/1	CHI	SOL	04-06-01	3-4	18p,51s,20	Toews	1-10	2-4	51-24	Huet/Norrena	14,680
12	11/3	at NYI	OTL	04-06-02	3-4	3,18p,18	Campoli	1-7	2-2	34-29	MacDonald/Norrena	10,184
13	11/5	EDM	W	05-06-02	5-4	20p,16,18,33,27	Malhotra	1-6	4-5	38-26	Mason/Roloson	11,228
14	11/7	MTL	W	06-06-02	4-3	18,3,33,20x	Huselius	0-8	5-7	28-37	Mason/Halak	14,603
15	11/8	CGY	W	07-06-02	3-1	25,16,27	Brassard	0-7	5-6	28-23	Mason/McElhinney	14,088
16	11/12	PHX	L	07-07-02	2-5	61p,16	Porter	1-4	5-5	33-30	Bryzgalov/Mason	11,350
17	11/14	at BUF	W	08-07-02	6-1	18,19,16,27,18,61	Peca	0-2	7-8	25-37	Leclaire/Lalime	18,690
18	11/15	at MIN	SOL	08-07-03	2-3	20,61	Zidlicky	0-1	2-3	26-30	Backstrom/Mason	18,568
19	11/18	EDM	L	08-08-03	2-7	20,61p	Pouliot	1-7	1-3	39-19	Roloson/Leclaire	12,689
20	11/22	at ATL	W	09-08-03	2-0	61,18	Nash	0-3	2-2	31-15	Mason/Pavelec	15,561
21	11/26	PHX	L	09-09-03	2-3	20,25	Tikhonov	0-8	5-6	40-25	Tellqvist/Mason	14,569
22	11/28	at DET	L	09-10-03	3-5	91,51,51	Hossa	0-6	3-5	16-35	Osgood/Leclaire	20,066
23	11/29	WSH	W	10-10-03	3-0	14,61,61s	Torres	0-3	5-5	31-26	Mason/Johnson	17,448
24	12/1	VAN	W	11-10-03	3-2	33p,17,20	Huselius	1-8	2-4	29-32	Mason/Schneider	13,299
25	12/4	at SJ	L	11-11-03	2-3	61,33	Thornton	0-2	4-6	31-22	Nabokov/Mason	17,496
26	12/6	at LA	L	11-12-03	0-3	-	Simmonds	0-4	2-2	23-18	LaBarbera/Mason	15,235
27	12/7	at ANA	L	11-13-03	3-5	16p,10,33	Ryan	1-6	3-3	32-34	Giguere/Mason	16,914
28	12/11	NSH	SOW	12-13-03	2-1	22, 93x	Voracek	0-4	3-3	36-26	Mason/Ellis	13,484
29	12/13	NYI	W	13-13-03	3-1	33p,25,17	Chimera	1-2	3-3	35-25	Mason/MacDonald	15,443
30	12/14	at CHI	L	13-14-03	1-3	33	Havlat	0-1	2-3	32-31	Huet/Mason	21,379
31	12/17	SJ	OTW	14-14-03	2-1	19,18	Umberger	0-3	5-5	32-48	Mason/Nabokov	13,884
32	12/18	at DAL	SOL	14-14-04	5-6	61,16p,18,20,61	Richards	1-4	2-4	28-17	Turco/Leclaire	16,281
33	12/20	at PHX	L	14-15-04	0-2	-	Reinprecht	0-2	3-3	33-24	Bryzgalov/Mason	16,125
34	12/23	LA	L	14-16-04	0-3	-	Ivanans	0-5	3-3	24-42	Quick/Mason	15,145
35	12/27	PHI	W	15-16-04	3-0	8,17p,27	Hejda	1-6	3-3	33-20	Mason/Niittymaki	18,402+
36	12/29	at LA	W	16-16-04	2-0	10p,61	Russell	1-3	4-4	25-24	Mason/Quick	18,118
37	12/31	at ANA	W	17-16-04	2-0	11,19	MacDonald	0-4	5-5	29-27	Mason/Giguere	16,758
38	1/2	at COL	W	18-16-04	6-1	20,61ps,20,22,93,18p	Nash	1-4	6-6	30-24	Mason/Budaj	14,482
39	1/3	at STL	L	18-17-04	2-5	22,33	Tkachuk	0-5	5-9	22-27	Legace/Mason	19,150
40	1/6	at DET	L	18-18-04	0-3	-	Datsyuk	0-3	2-4	23-40	Conklin/Mason	19,717
41	1/9	at WSH	W	19-18-04	3-0	18,51p,40p	Umberger	2-7	6-6	23-45	Mason/Theodore	18,277
42	1/10	MIN	W	20-18-04	4-2	28,15,28,28	Filatov	0-2	2-3	32-23	Mason/Harding	16,605
43	1/13	COL	W	21-18-04	4-3	93,18p,20,19	Peca	1-4	3-4	27-26	Mason/Raycroft	15,343
44	1/16	NJ	L	21-19-04	1-2	27	Madden	0-3	0-1	27-28	Weekes/Mason	17,738
45	1/18	at VAN	SOW	22-19-04	6-5	27,29p,61,22,14,29x	Williams	1-2	3-4	28-30	Mason/Luongong	18,630
46	1/20	at EDM	L	22-20-04	3-4	40,3,29	Hemsky	0-2	1-2	23-22	Roloson/Mason	16,839
47	1/21	at CGY	SOL	22-20-05	4-5	18,18p,93,61s	Bertuzzi	1-5	5-6	33-31	Kiprusoff/Mason	19,289
48	1/27	DET	OTW	23-20-05	3-2	61s,61p,61	Nash	1-3	1-2	23-23	Mason/Osgood	16,348
49	1/30	OTT	W	24-20-05	1-0	93	Voracek	0-6	5-5	25-18	Mason/Auld	17,080
50	1/31	DAL	L	24-21-05	3-7	20,51p,40	Neal	1-4	3-3	38-31	Turco/Dubielewicz	18,049
51	2/3	STL	L	24-22-05	2-4	18p,51	Boyes	1-5	4-4	35-22	Mason/Mason	13,560
52	2/6	at PIT	L	24-23-05	1-4	51p	Sykora	1-5	0-1	34-25	Fleury/Dubielewicz	17,050
53	2/7	SJ	OTW	25-23-05	2-3	29,61,5	Backman	0-1	4-5	20-30	LaCosta/Nabokov	18,144+
54	2/10	COL	W	26-23-05	3-0	17,29,33	Murray	0-2	3-3	30-31	LaCosta/Budaj	14,506
55	2/13	DET	W	27-23-05	3-2	14,25,29	Williams	0-4	4-4	25-34	Mason/Osgood	18,802+
56	2/14	at CAR	W	28-23-05	5-1	22,20p,18p,27,20	Huselius	2-4	3-3	20-27	Mason/Ward	18,680
57	2/16	DAL	SOL	28-23-06	2-3	18p,18	Neal	1-6	3-3	43-22	Turco/Mason	15,006
58	2/18	STL	W	29-23-06	4-3	51p,27,61,17	Murray	1-3	4-5	21-24	Mason/Mason	14,305
59	2/19	at TOR	SOW	30-23-06	4-3	61,18,20,61x	Nash	0-2	4-5	34-35	Mason/Pogge	19,179
60	2/21	ANA	L	30-24-06	2-5	61p,20p	Perry	2-8	1-2	28-13	Giguere/Mason	18,628+
61	2/24	at CGY	L	30-25-06	1-4	18	Phaneuf	0-4	1-2	29-28	Kiprusoff/Mason	19,289
62	2/26	at EDM	W	31-25-06	1-0	14	Torres	0-4	2-2	32-19	Mason/Roloson	16,839
63	3/1	at VAN	L	31-26-06	1-3	61	Kesler	0-5	4-5	20-30	Luongo/Mason	18,630
64	3/3	LA	W	32-26-06	5-4	93,14p,27,12,27	Malhotra	1-1	2-3	25-26	Mason/Quick	15,049
65	3/5	at NSH	L	32-27-06	2-4	29,61	Sullivan	0-3	2-2	33-23	Rinne/Mason	13,064
66	3/7	at DET	W	33-27-06	8-2	14,18,29,61s,61,18,17,61	Williams	1-2	6-6	28-46	Mason/Osgood	20,066
67	3/10	BOS	W	34-27-06	2-0	14p,61	Torres	1-3	3-3	34-35	Mason/Thomas	16,675
68	3/12	PIT	SOW	35-27-06	4-3	20,29,50,20x	Huselius	0-6	3-4	28-41	Mason/Fleury	19,167+
69	3/13	at CHI	W	36-27-06	5-3	50,20,50p,14,61s	Torres	1-2	4-6	22-30	Dubielewicz/Huet	22,176
70	3/15	DET	L	36-28-06	0-4	-	Hossa	0-4	4-5	23-30	Osgood/Mason	18,685+
71	3/18	CHI	OTW	37-28-06	4-3	18,15,61,50	Vermette	0-5	6-7	28-27	Mason/Huet	15,190
72	3/21	at FLA	W	38-28-06	3-1	14,14,50	Torres	0-1	3-3	27-23	Mason/Vokoun	17,032
73	3/24	at TB	OTL	38-28-07	1-2	8	St. Louis	0-3	0-1	34-17	McKenna/Mason	14,454
74	3/26	CGY	W	39-28-07	5-0	27,29p,14,18,29p	Malhotra	2-5	7-7	36-33	Mason/Kiprusoff	16,327
75	3/28	at STL	SOL	39-28-08	3-4	50s,20,61	Perron	0-3	5-5	27-28	Mason/Mason	19,250
76	3/29	STL	L	39-29-08	2-5	51p,61	Perron	1-4	5-6	28-27	Mason/Mason	17,095
77	3/31	NSH	W	40-29-08	2-1	18,14	Torres	0-2	2-2	33-22	Mason/Rinne	14,495
78	4/4	at NSH	SOL	40-29-09	4-5	61,12,61p,29	Koistinen	1-3	6-7	23-33	Rinne/Mason	16,750
79	4/5	CHI	OTL	40-29-10	0-1	-	Versteeg	0-3	3-3	20-25	Khabibulin/Mason	15,957
80	4/8	at CHI	SOW	41-29-10	4-3	50,29,61,51x	Tyutin	0-1	2-3	22-27	Mason/Khabibulin	21,536
81	4/10	at STL	L	41-30-10	1-3	12	Tkachuk	0-0	4-6	17-25	Mason/Mason	19,250
82	4/11	MIN	L	41-31-10	3-6	61,40,15	Gaborik	0-3	5-6	28-28	Harding/Mason	19,013

2007-08 FINAL STATISTICS

PLAYER	POS	GP	G	A	P	+/-	PIM	PP	SH	GW	S	S%	TOI
Rick Nash	LW	80	38	31	69	2	95	10	4	6	329	11.6	20:29
Nikolai Zherdev	RW	82	26	35	61	-9	34	7	0	3	254	10.2	19:22
Michael Peca	C	65	8	26	34	-1	64	3	0	3	86	9.3	18:34
Ron Hainsey	D	78	8	24	32	-7	25	8	0	0	161	5.0	22:33
Jason Chimera	LW	81	14	17	31	-5	98	1	1	3	198	7.1	17:29
Manny Malhotra	C	71	11	18	29	-3	34	2	0	2	112	9.8	16:27
Sergei Fedorov	C	50	9	19	28	-3	30	5	0	1	94	9.6	17:27
David Vyborny	RW	66	7	19	26	-8	34	2	0	0	106	6.6	15:29
Dan Fritsche	C	69	10	12	22	2	22	1	1	4	109	9.2	12:20
Jiri Novotny	C	65	8	14	22	-10	24	1	0	0	91	8.8	17:43
Rostislav Klesla	D	82	6	12	18	7	60	3	0	1	130	4.6	23:12
Adam Foote	D	63	1	14	15	3	95	0	1	0	57	1.8	24:01
Dick Tarnstrom	D	29	1	4	5	-6	40	0	0	0	22	4.5	19:35
	CBJ	19	2	7	9	-5	12	1	0	0	22	9.1	19:03
	TOT	48	3	11	14	-11	52	1	0	0	44	6.8	19:22
Jan Hejda	D	81	0	13	13	20	61	0	0	0	71	0.0	21:07
Fredrik Modin	LW	23	6	6	12	1	20	2	0	1	41	14.6	16:50
Curtis Glencross	LW	36	6	6	12	3	25	1	0	1	63	9.5	12:07
Andrew Murray	C	39	6	4	10	0	12	0	0	0	45	13.3	11:42
Jared Boll	RW	75	5	5	10	-4	226	0	0	3	63	7.9	8:00
Kris Russell	D	67	2	8	10	-12	14	1	0	1	90	2.2	14:47
Gilbert Brule	C	61	1	8	9	-4	24	0	0	1	74	1.4	9:53
Kris Beech	C	16	5	4	9	3	2	2	0	0	24	20.8	12:59
Joakim Lindstrom	C	25	3	4	7	0	14	2	0	1	25	12.0	9:26
Ole-Kristian Tollefsen	D	51	2	2	4	-3	111	0	1	0	21	9.5	12:18
Duvie Westcott	D	23	1	3	4	-10	30	1	0	0	27	3.7	16:25
Derek MacKenzie	C	17	2	0	2	-2	8	0	0	0	19	10.5	7:46
Pascal Leclaire	G	54	0	2	2	0	2	0	0	0	0	0.0	55:19
Aaron Rome	D	17	1	1	2	-4	33	0	0	0	15	6.7	18:10
Clay Wilson	D	7	1	1	2	3	2	0	0	0	12	8.3	16:55
Derick Brassard	C	17	1	1	2	-4	6	0	0	0	13	7.7	9:03
Fredrik Norrena	G	37	0	1	1	0	0	0	0	0	0	0.0	52:58
Jody Shelley	LW	31	0	0	0	-2	44	0	0	0	10	0.0	4:20
Tom Sestito	LW	1	0	0	0	0	17	0	0	0	0	0.0	4:36
Adam Pineault	RW	3	0	0	0	-2	0	0	0	0	5	0.0	11:02
Alexandre Picard	LW	3	0	0	0	0	2	0	0	0	1	0.0	6:46
Marc Methot	D	9	0	0	0	-1	8	0	0	0	9	0.0	14:13
Zenon Konopka	C	3	0	0	0	0	15	0	0	0	4	0.0	7:54
Dan LaCosta	G	1	0	0	0	0	0	0	0	0	0	0.0	13:09
TOTALS		82	190	317	507		1303	53	8	31	2381	8.0	

GOALTENDERS	GP	MIN	GAA	W	L	OT	EN	SO	GA	SA	SV%
Dan LaCosta	1	13	0	0	0	0	0	5	5	0.00	1.000
Pascal Leclaire	54	2,986	24	17	6	9	112	1379	1267	2.25	.919
Fredrik Norrena	37	1,960	10	19	6	2	89	856	767	2.72	.896
TOTALS	82	4,959	34	36	12	11	201	2240	2039	2.43	.910

2007-08 SEASON NOTES

- Completed their seventh season in the NHL with a 34-36-12 record (80 pts.), finishing fourth in the Central Division, 13th in the Western Conference and 25th in the NHL and hitting the 80-point mark for the first time in franchise history.
- Got off to the best start in franchise history with an 8-3-2 record through its first 11 games and had a winning record every day from Oct. 23 through Apr. 2.
- Ranked eighth in the NHL in goals-against average, allowing 2.56 per game, which was the lowest in franchise history, and had the ninth-ranked penalty killing unit in the league at 83.3 percent.
- Posted a 23-18-9 record in games outside the Central Division, but were just 11-18-3 against divisional opponents.
- Left wing Rick Nash tallied 38-31-69 in 80 games, became the first player in club history to record three 30-goal seasons and led the club in goals for the fourth-straight year. He played in his third All-Star Game at Atlanta's Philips Arena on Jan. 27 and set an ASG record when he scored just :12 into the game and became the 15th player to record a hat trick in ASG history.
- Goaltender Pascal Leclaire went 24-17-6 with a 2.25 GAA, .919 SV% and nine SO in 54 games, ranking second in the NHL in shutouts, seventh in goals-against average and 11th in save percentage.
- LW Jason Chimera set a franchise record by playing in 243 consecutive games from Oct. 9, 2005 to Apr. 5, 2008 (previous record was 194 by David Vyborny).
- Right wing David Vyborny tallied 7-19-26 in 66 games and concluded his CBJ career with 113-204-317 in 543 games, becoming the first player to appear in 500 games as a Blue Jacket.

GM	DATE	OPPONENT	RESULT	RECORD	SCORE	CBJ GOAL SCORERS	GWG	PP	PK	SF-SA	W/L GOALIE	ATTN.
1	10/5	ANA	W	01-00-00	4-0	61,91p,61p,6p	Nash	3-11	7-7	37-28	Leclaire/Bryzgalov	17,852
2	10/6	at MIN	L	01-01-00	2-3	6p,52s	Burns	1-1	4-4	21-31	Backstrom/Norrena	18,568
3	10/10	PHX	W	02-01-00	3-0	27,25,40	Malhotra	0-3	6-6	33-32	Leclaire/Aebischer	11,944
4	10/14	at COL	L	02-02-00	1-5	97	Hejduk	0-5	5-7	25-26	Budaj/Leclaire	16,153
5	10/17	DAL	SOL	02-02-01	2-3	61,12p	Jokinen	1-5	3-3	35-30	Smith/Norrena	11,820
6	10/19	at BUF	W	03-02-01	3-0	19,61p,13	Peca	1-6	5-5	29-21	Leclaire/Miller	18,690
7	10/21	VAN	L	03-03-01	1-4	61p	Biekse	1-10	5-6	36-19	Sanford/Leclaire	12,667
8	10/23	at CHI	W	04-03-01	7-4	61,12,12,91p,61,13,55a	Nash	1-4	6-6	26-28	Norrena/Khabibulin	10,884
9	10/25	STL	W	05-03-01	3-0	40,61p,12	Boll	1-3	2-2	28-36	Leclaire/Toivonen	12,786
10	10/27	SJ	W	06-03-01	2-1	49,91p	Fedorov	1-7	5-5	18-17	Leclaire/Nabokov	13,234
11	10/31	at LA	W	07-03-01	4-1	25,17,25,61s	Brule	0-5	5-6	36-34	Leclaire/LaBarbera	11,491
12	11/1	at ANA	SOL	07-03-02	1-2	13p	Schneider	1-6	6-6	20-34	Giguere/Norrena	17,174
13	11/4	STL	W	08-03-02	3-0	27,61,25	Malhotra	0-4	4-4	25-21	Leclaire/Toivonen	13,254
14	11/7	at CHI	L	08-04-02	2-5	97,73	Seabrook	0-6	2-2	26-35	Lalime/Norrena	9,717
15	11/9	at DET	L	08-05-02	1-4	61p	Holmstrom	1-7	4-6	16-36	Hasek/Leclaire	18,654
16	11/10	at NSH	SOL	08-05-03	3-4	11,27p,13	Erat	1-7	7-9	39-29	Mason/Norrena	15,947
17	11/12	NSH	L	08-06-03	1-4	9	Erat	0-1	3-3	30-31	Mason/Leclaire	12,554
18	11/14	CHI	W	09-06-03	4-2	61,91,49,25	Fritzsche	0-1	3-3	21-18	Leclaire/Lalime	13,622
19	11/16	at STL	L	09-07-03	2-3	11,61	Mayers	0-6	3-3	30-23	Legace/Norrena	19,150
20	11/18	DET	SOL	09-07-04	4-5	10p,91p,61p,13	Franzen	3-5	2-4	40-35	Osgood/Leclaire	15,503
21	11/21	FLA	L	09-08-04	2-5	11p,61	Olesz	1-6	3-6	36-29	Vokoun/Leclaire	13,326
22	11/23	at MIN	W	10-08-04	4-0	19p,9p,49s,61	Peca	2-5	9-9	29-32	Leclaire/Backstrom	18,568
23	11/24	DET	SOW	11-08-04	3-2	27,12,61x	Nash	0-4	2-3	28-25	Leclaire/Osgood	17,513
24	11/26	at EDM	L	11-09-04	1-3	6p	Cogliano	1-7	3-3	37-20	Rolason/Norrena	16,839
25	11/29	at VAN	L	11-10-04	0-2	-	Ohlund	0-5	4-4	26-21	Luongo/Norrena	18,630
26	12/01	at CGY	OTW	12-10-04	4-3	13,11,24p,11	Glencross	1-3	4-5	26-36	Norrena/Kiprusoff	19,289
27	12/03	DAL	SOL	12-10-05	1-2	13	Hagman	0-5	5-5	26-34	Turco/Leclaire	12,233
28	12/05	COL	W	13-10-05	5-4	61,61,38p,13,49	Fritzsche	1-3	2-3	31-36	Norrena/Budaj	12,851
29	12/08	MIN	L	13-11-05	1-2	13	Rolston	0-1	4-4	32-26	Backstrom/Leclaire	15,666
30	12/10	ANA	OTL	13-11-06	3-4	97p,24,13p	Pronger	2-9	3-6	35-28	Giguere/Leclaire	11,984
31	12/12	COL	W	14-11-06	4-1	27,40,24,91	Boll	0-2	3-3	16-16	Norrena/Theodore	13,150
32	12/15	at BOS	L	14-12-06	0-2	-	Reich	0-5	2-3	32-18	Auld/Norrena	14,058
33	12/18	CGY	L	14-13-06	1-3	11	Tanguay	0-6	5-6	37-23	Kiprusoff/Leclaire	13,181
34	12/21	LA	W	15-13-06	2-1	12,13	Zherdev	0-2	6-7	35-34	Norrena/LaBarbera	14,034
35	12/23	NSH	L	15-14-06	1-3	49	Dumont	0-4	3-4	31-32	Mason/Norrena	15,481
36	12/26	ATL	W	16-14-06	2-0	49p,40	Fritzsche	1-4	2-2	28-21	Leclaire/Lehtonen	15,726
37	12/27	at NSH	L	16-15-06	3-4	24p,9p,12	Koistinen	2-6	5-6	39-32	Mason/Norrena	14,331
38	12/29	CAR	W	17-15-06	4-1	13,97p,13,24	Klesla	1-6	3-4	23-24	Leclaire/Ward	17,453
39	12/31	EDM	W	18-15-06	4-2	12,61s,61p,61	Nash	1-3	4-4	33-28	Leclaire/Rolason	16,774
40	01/02	at ANA	L	18-16-06	1-2	51	Pronger	0-5	4-5	27-34	Giguere/Leclaire	17,174
41	01/03	at LA	W	19-16-06	4-3	91,38,19,19	Peca	0-3	5-5	28-33	Norrena/LaBarbera	14,173
42	01/05	at SJ	L	19-17-06	2-3	51,91p	Rissmiller	1-3	1-1	23-19	Nabokov/Norrena	17,496
43	01/08	at STL	L	19-18-06	1-6	61	McDonald	0-2	2-3	18-31	Legace/Norrena	14,818
44	01/11	STL	W	20-18-06	6-4	61,6p,25,13,49,13p	Fritzsche	2-5	5-6	37-30	Leclaire/Toivonen	15,233
45	01/12	NSH	SOW	21-18-06	2-1	97, 13x	Zherdev	0-1	3-3	29-27	Leclaire/Mason	16,230
46	01/15	VAN	W	22-18-06	3-2	6p,13p,25	Chimera	2-7	2-3	21-27	Leclaire/Luongo	13,555
47	01/17	at PHX	W	23-18-06	4-3	61,97p,13,61	Nash	1-2	5-7	32-35	Leclaire/Tellqvist	11,114
48	01/19	at DAL	L	23-19-06	1-3	13p	Barnes	1-3	3-3	30-14	Smith/Norrena	17,811
49	01/20	at COL	L	23-20-06	1-3	33	Guite	0-2	3-3	27-27	Theodore/Leclaire	17,197
50	01/22	at DAL	W	24-20-06	4-2	2,51,2p,61p	Russell	2-6	6-6	30-33	Leclaire/Smith	17,087
51	01/24	at CHI	W	25-20-06	1-0	40	Boll	0-5	6-6	27-30	Leclaire/Khabibulin	16,094
52	01/29	PHX	L	25-21-06	2-4	33,25	Mueller	0-2	2-3	24-28	Bryzgalov/Leclaire	15,127
53	01/31	at NSH	L	25-22-06	2-4	13p,49	Fiddler	1-3	6-7	33-31	Mason/Leclaire	13,745
54	02/02	MIN	L	25-23-06	1-4	16	Rolston	0-4	3-3	34-20	Backstrom/Norrena	18,529
55	02/05	WSH	OTL	25-23-07	3-4	61s,25,61	Ovechkin	0-4	3-3	31-37	Johnson/Norrena	14,450
56	02/07	at PHX	W	26-23-07	2-1	25s,13p	Zherdev	1-4	6-7	33-27	Norrena/Bryzgalov	13,918
57	02/08	at SJ	OTL	26-23-08	1-2	25	Thornton	0-2	3-4	32-22	Nabokov/Norrena	17,210
58	02/10	LA	SOL	26-23-09	2-3	6p,61p	O'Sullivan	2-4	2-3	33-34	Cloutier/Leclaire	15,823
59	02/13	CHI	L	26-24-09	2-7	23p,33p	Byfuglien	2-6	3-5	26-31	Khabibulin/Norrena	14,918
60	02/15	at DET	W	27-24-09	5-1	61p,33,13,33,6p	Modin	2-5	3-4	23-21	Leclaire/Osgood	20,066
61	02/17	at STL	L	27-25-09	1-5	61s	Perron	0-4	4-7	19-28	Legace/Leclaire	19,150
62	02/19	at TOR	L	27-26-09	1-3	13	Antropov	0-4	4-5	27-25	Toskala/Leclaire	19,347
63	02/21	at OTT	SOW	28-26-09	3-2	61,91,61x	Nash	0-1	3-4	24-29	Leclaire/Emery	19,612
64	02/23	at MTL	W	29-26-09	3-0	61,51,27	Nash	0-3	6-6	22-31	Leclaire/Price	21,273
65	02/27	SJ	L	29-27-09	2-4	9,9	Roenick	0-2	3-5	19-32	Nabokov/Leclaire	16,029
66	02/29	at VAN	OTW	30-27-09	3-2	51,61,25	Chimera	0-3	4-4	33-23	Leclaire/Luongo	18,630
67	03/02	at EDM	SOL	30-27-10	3-4	61,25,23	Hemsky	0-4	5-6	38-29	Garon/Leclaire	16,839
68	03/04	at CGY	L	30-28-10	0-1	-	Conroy	0-6	4-4	39-19	Kiprusoff/Leclaire	19,289
69	03/07	EDM	OTL	30-28-11	1-2	49	Cogliano	0-4	1-2	31-17	Garon/Leclaire	14,933
70	03/09	TB	W	31-28-11	5-3	9,26,19,25p,12	Chimera	1-4	7-7	25-27	Leclaire/Smith	14,796
71	03/14	CHI	L	31-29-11	3-6	33p,49,61	Kane	1-5	1-3	32-25	Lalime/Norrena	15,699
72	03/16	DET	W	32-29-11	4-3	27,55,27,13	Zherdev	0-2	4-6	17-46	Norrena/Hasek	18,188
73	03/18	CGY	W	33-29-11	3-0	61,27,27	Nash	0-3	2-2	38-18	Norrena/Kiprusoff	14,270
74	03/19	at DET	L	33-30-11	1-3	27p	Zetterberg	1-7	4-5	23-27	Osgood/Norrena	19,061
75	03/22	DET	L	33-31-11	1-4	61	Zetterberg	0-5	3-5	12-21	Hasek/Norrena	17,681
76	03/25	at NSH	L	33-32-11	0-3	-	Hlavac	0-6	3-4	36-24	Ellis/Norrena	16,330
77	03/26	CHI	W	34-32-11	4-0	38p,4,9,19	Lindstrom	1-6	3-3	36-17	Norrena/Khabibulin	14,454
78	03/28	NSH	L	34-33-11	0-2	-	Hlavac	0-2	3-3	43-25	Ellis/Norrena	15,495
79	03/30	at CHI	SOL	34-33-12	4-5	51,19p,13,26	Kane	1-5	4-7	35-33	Khabibulin/Norrena	20,885
80	04/03	at DET	L	34-34-12	2-3	6p, 44	Zetterberg	1-6	6-7	22-39	Hasek/Leclaire	19,435
81	04/05	at STL	L	34-35-12	0-3	-	Boyes	0-2	2-4	25-25	Legace/Leclaire	19,150
82	04/06	STL	L	34-36-12	1-4	19p	Boyes	1-5	4-5	36-19	Toivonen/Norrena	17,739

2006-07 FINAL STATISTICS

PLAYER	POS	GP	G	A	P	+/-	PIM	PP	SH	GW	S	S%	TOI
David Vyborny	RW	82	16	48	64	6	60	6	0	2	158	10.1	20:20
Rick Nash	LW	75	27	30	57	-8	73	9	1	5	228	11.8	19:11
Fredrik Modin	LW	79	22	20	42	-3	50	6	0	4	220	10.0	19:06
Sergei Fedorov	C	73	18	24	42	-7	56	7	2	2	163	11.0	19:56
Jason Chimera	LW	82	15	21	36	2	91	2	2	2	151	9.9	15:22
Ron Hainsey	D	80	9	25	34	-19	69	7	0	0	136	6.6	22:53
Nikolai Zherdev	RW	71	10	22	32	-19	26	3	0	2	164	6.1	16:13
Dan Fritsche	C	59	12	15	27	3	35	5	1	4	81	14.8	14:02
Anson Carter	RW	54	10	17	27	-1	16	3	0	1	62	16.1	14:49
Manny Malhotra	C	82	9	16	25	-8	76	2	0	3	109	8.3	14:48
Anders Eriksson	D	79	0	23	23	12	46	0	0	0	78	0.0	20:12
Rostislav Klesla	D	75	9	13	22	-13	105	2	0	0	159	5.7	22:54
Gilbert Brule	C	78	9	10	19	-21	28	3	0	0	98	9.2	10:38
Alexander Svitov	C	76	7	11	18	-10	145	1	0	2	83	8.4	13:46
Adam Foote	D	59	3	9	12	-17	71	2	0	0	78	3.8	24:44
Duvie Westcott	D	23	4	6	10	-13	18	2	0	1	34	11.8	22:08
Aaron Johnson	D	61	3	7	10	-9	38	0	0	0	52	5.8	12:43
Geoff Platt	C	26	4	5	9	1	10	0	0	0	40	10.0	10:03
Ole-Kristian Tollefsen	D	70	2	3	5	2	123	1	0	0	39	5.1	14:13
Marc Methot	D	20	0	4	4	5	12	0	0	0	11	0.0	14:37
Mark Hartigan	C	6	1	2	3	2	2	1	0	0	11	9.1	13:50
Bryan Berard	D	11	0	3	3	-4	8	0	0	0	22	0.0	18:57
Derrick Walser	D	9	2	0	2	-1	0	2	0	0	10	20.0	12:13
Jody Shelley	LW	72	1	1	2	-6	125	0	0	0	32	3.1	4:51
Jaroslav Balastik	LW	8	1	1	2	-3	4	1	0	0	6	16.7	8:10
Joakim Lindstrom	C	9	1	0	1	-3	4	0	0	0	9	11.1	8:27
Joe Motzko	RW	7	1	0	1	0	0	0	0	0	10	10.0	6:26
Curtis Glencross	LW	ANA	2	1	0	1	-1	2	0	0	5	20.0	10:43
	CBJ	7	0	0	0	-4	0	0	0	0	3	0.0	8:42
	TOT	9	1	0	1	-5	2	0	0	0	8	12.5	9:09
Alexandre Picard	LW	23	0	1	1	-3	6	0	0	0	20	0.0	7:49
Zenon Konopka	C	6	0	0	0	-2	20	0	0	0	2	0.0	5:00
Steven Goertzen	RW	7	0	0	0	0	10	0	0	0	1	0.0	5:21
Filip Novak	D	6	0	0	0	1	2	0	0	0	3	0.0	9:55
Darcy Campbell	D	1	0	0	0	0	0	0	0	0	0	0.0	5:41
TOTALS		82	196	337	533		1337	65	6	28	2273	8.6	

GOALTENDERS		GP	MIN	GAA	W	L	OT	EN	SO	GA	SA	SV%
Tomas Popperle		2	45	1.33	0	0	0	0	0	1	14	.929
Fredrik Norrena		55	2952	2.78	24	23	3	4	3	137	1420	.904
Pascal Leclaire		24	1315	2.97	6	15	2	1	1	65	629	.897
Ty Conklin		11	491	3.30	2	3	2	0	0	27	183	.871
Brian Boucher	CHI	15	827	3.26	1	10	3	2	1	45	389	.884
	CBJ	3	142	3.80	1	1	0	0	0	9	67	.866
	TOT	18	969	3.34	2	11	3	2	1	54	456	.882
TOTALS		82	4945	2.90	33	42	7	5	4	239	2313	.897

2006-07 SEASON NOTES

- Completed their sixth season in the National Hockey League with a 33-42-7 record (73 pts.), finishing fourth in the Central Division, 11th in the Western Conference and 24th in the NHL.
- Posted a 27-26-5 record from Dec. 2 through the end of the season and set franchise records for road wins (15) and road points (33) in a season.
- Accumulated 1,357 penalty minutes in 82 games, averaging 16.5 PIM per game, which was the third-highest total in the NHL and the third-highest in club history (1,505/18.4 PIM in 2002-03; 1,396/17.0 in 2005-06).
- From Jan. 1, 2004 through the end of the 2006-07 season, Columbus was the best team in the NHL in games decided in overtime or a shootout. The Jackets went 29-16 and earned 74 of a possible 90 points (.822) during that time. Tampa Bay ranked second with a 29-18 mark and 76 of a possible 94 points (.809).
- Left wing Rick Nash tallied 27-30-57 with 73 PIM in 75 games to lead the club in goals for the third-straight season and become the franchise's all-time leader in that category with 116 in 283 games. He played in his second-consecutive All-Star Game on Jan. 24 at Dallas and tallied 2-2-4 to lead the Western Conference to a 12-9 win.
- Right wing David Vyborny led the club in scoring for the second-straight season with 16-48-64 in 82 games, setting career highs for assists. He became the second player in franchise history to record back-to-back 40-assist seasons (Ray Whitney, 2001-03) and was club's all-time leader in points (291), games played (477), assists (185), shorthanded goals (7) and multi-point games (64).
- Goaltender Fredrik Norrena went 24-23-3 with a 2.78 GAA, .904 SV% and three shutouts in 55 games to become the first netminder in franchise history to finish a season with a record over .500. He made 21 saves on Dec. 2 at Edmonton and 41 saves on Dec. 5 at Colorado to post back-to-back shutouts.

GM	DATE	OPPONENT	RESULT	RECORD	SCORE	CBJ GOAL SCORERS	GWG	PP	PK	SF-SA	W/L GOALIE	ATTN.
1	10/6	VAN	OTL	00-00-01	2-3	42p,9p	D. Sedin	2-5	3-4	20-44	Luongo/Leclaire	18,136
2	10/7	at CHI	W	01-00-01	5-4	61p,40p,27p,61,10	Westcott	3-8	5-7	24-22	Leclaire/Khabibulin	17,133
3	10/9	PHX	W	02-00-01	5-1	13p,61p,13,77,10p	Nash	3-12	9-9	29-24	Leclaire/Morrison	16,298
4	10/14	at MIN	L	02-01-01	0-5	-	Rolston	0-3	5-7	24-30	Fernandez/Leclaire	18,568
5	10/20	TOR	L	02-02-01	2-4	27,16	Peca	0-7	3-4	25-27	Raycroft/Leclaire	17,303
6	10/21	at PIT	L	02-03-01	3-5	17p,33,13p	Malkin	2-11	6-9	39-34	Fleury/Norrena	14,637
7	10/23	SJ	L	02-04-01	0-3	-	Bernier	0-7	6-8	23-32	Toskala/Leclaire	16,067
8	10/27	LA	W	03-04-01	2-0	13,33	Zherdev	0-5	8-8	14-38	Leclaire/Cloutier	16,087
9	10/28	at NJ	L	03-05-01	0-1	-	Parise	0-4	5-5	22-21	Brodeur/Leclaire	14,015
10	11/1	COL	L	03-06-01	3-5	91,33p,9	Rycroft	1-9	3-4	44-22	Theodore/Leclaire	16,007
11	11/3	CGY	SOW	04-06-01	5-4	91p,10p,9p,9p,27x	Malhotra	4-9	4-5	37-32	Leclaire/McLennan	16,103
12	11/4	at DET	L	04-07-01	1-4	6p	Zetterberg	1-9	7-7	17-37	Hasek/Leclaire	20,066
13	11/9	at STL	W	05-07-01	4-2	61p,97,49s,97	Fritsche	1-5	4-5	29-26	Leclaire/Legace	9,631
14	11/10	EDM	L	05-08-01	1-4	77p	Lupul	1-5	4-4	27-29	Rolason/Leclaire	16,902
15	11/12	at CHI	L	05-09-01	0-1	-	Kukkonen	0-8	3-3	28-19	Boucher/Norrena	14,078
16	11/15	NSH	L	05-10-01	4-5	25,61,61,33	Nichol	0-5	4-5	33-30	Vokoun/Lelclaire	16,283
17	11/17	COL	L	05-11-01	0-3	-	Stastny	0-4	3-4	25-28	Budaj/Norrena	16,375
18	11/18	at NSH	L	05-12-01	2-4	91p,49	Arnott	1-8	7-10	30-25	Vokoun/Leclaire	16,283
19	11/20	NSH	L	05-13-01	1-3	25	Nichol	0-2	5-6	24-23	Vokoun/Norrena	16,174
20	11/22	STL	SOL	05-13-02	3-4	13,97p,33	Guerin	1-6	2-2	32-38	Legace/Leclaire	15,279
21	11/24	at PHI	L	05-14-02	2-3	25,61p	Richards	1-6	4-5	41-22	Niittymaki/Leclaire	19,301
22	11/25	MIN	W	06-14-02	5-3	77,33,91,13,91p	Zherdev	1-5	3-4	33-22	Norrena/Fernandez	15,493
23	11/28	at VAN	L	06-15-02	0-1	-	Naslund	0-8	6-6	24-33	Luongo/Leclaire	18,630
24	12/1	at CGY	L	06-16-02	1-2	6p	Kobasew	1-5	4-4	19-31	Kiprusoff/Leclaire	19,289
25	12/2	at EDM	W	07-16-02	4-0	16,17p,77,49	Svitov	1-3	6-6	23-21	Norrena/Rolason	16,839
26	12/5	at COL	W	08-16-02	3-0	25,77,33	Chimera	0-2	4-4	21-42	Norrena/Budaj	17,339
27	12/9	at STL	W	09-16-02	5-1	33p,91,52,17,91	Fedorov	1-4	7-8	24-25	Norrena/Bacashihua	11,831
28	12/10	OTT	W	10-16-02	6-2	61p,61p,49p,6p,49p,27	Fritsche	5-11	6-7	31-33	Leclaire/Gerber	15,797
29	12/12	at DAL	W	11-16-02	3-1	9,49,25	Fritsche	0-6	7-8	23-26	Norrena/Turco	17,411
30	12/14	at PHX	SOL	11-16-03	4-5	77,61,91s,9	Comrie	0-5	7-9	25-29	Tellqvist/Norrena	11,301
31	12/16	CHI	L	11-17-03	4-6	61p,9,33p,16	Smolinski	2-5	1-2	36-24	Khabibulin/Norrena	17,288
32	12/18	DET	W	12-17-03	4-3	25s,61,91p,91	Fedorov	1-6	4-4	26-36	Norrena/Osgood	17,046
33	12/20	at DET	L	12-18-03	0-5	-	Cleary	0-6	4-6	27-25	Hasek/Norrena	20,066
34	12/22	VAN	W	13-18-03	3-2	44,77p,61	Nash	1-6	4-5	22-33	Norrena/Luongo	15,861
35	12/23	at NYI	L	13-19-03	0-4	-	Blake	0-9	9-9	26-23	DiPietro/Norrena	11,797
36	12/26	BOS	OTW	14-19-03	5-4	25,91s,9,91p,9	Vyborny	1-6	5-6	42-26	Norrena/Thomas	17,376
37	12/28	DET	L	14-20-03	4-7	6,9,49p,52p	Cleary	2-4	2-3	25-36	Osgood/Norrena	17,408
38	12/29	at MIN	OTL	14-20-04	3-4	25p,38,16	Walz	1-4	8-11	29-24	Fernandez/Conklin	18,568
39	12/31	CHI	W	15-20-04	3-1	91p,27,10	Malhotra	1-4	5-5	24-22	Norrena/Khabibulin	18,136
40	1/3	at LA	L	15-21-04	0-3	-	Camalleri	0-4	9-10	26-32	Garon/Norrena	16,451
41	1/5	at ANA	W	16-21-04	4-3	97,97,33,27	Malhotra	0-7	6-7	33-36	Norrena/Khabibulin	17,405
42	1/6	at SJ	L	16-22-04	2-5	17p,13p	Ehrhoff	2-7	5-10	19-33	Toskala/Norrena	17,496
43	1/9	STL	SOL	16-22-05	3-4	49,44,27p	Stempniak	1-5	3-4	22-24	Legace/Norrena	15,238
44	1/12	at NSH	L	16-23-05	0-2	-	Arnott	0-2	4-4	22-24	Vokoun/Norrena	14,136
45	1/13	NSH	L	16-24-05	1-4	6p	Smithson	1-8	3-3	40-17	Mason/Norrena	16,825
46	1/16	at CHI	OTW	17-24-05	5-4	91,97,37,33,25	Chimera	0-1	3-3	18-28	Conklin/Khabibulin	10,263
47	1/18	at NSH	L	17-25-05	0-4	-	Legwand	0-5	3-4	33-26	Mason/Conklin	10,927
48	1/19	DET	W	18-25-05	3-1	49,16p,52p	Svitov	2-8	6-6	27-42	Norrena/Hasek	18,136
49	1/26	BUF	W	19-25-05	3-2	61p,97,49	Fritsche	1-6	4-6	26-38	Norrena/Miller	18,136
50	1/27	MIN	W	20-25-05	3-2	97p,49p,77	Carter	2-7	8-9	22-37	Norrena/Fernandez	18,136
51	1/30	at VAN	SOW	21-25-05	3-2	77,49p,13x	Zherdev	1-2	1-3	22-37	Conklin/Luongo	18,630
52	1/31	at EDM	L	21-26-05	2-5	9p,33	Sykora	1-2	1-3	22-37	Markannen/Conklin	16,839
53	2/2	at CGY	L	21-27-05	2-6	97,25	Giordano	0-6	6-10	22-24	Kiprusoff/Conklin	19,289
54	2/6	PHX	L	21-28-05	0-3	-	Reinprecht	0-4	5-5	28-27	Joseph/Norrena	13,825
55	2/8	CGY	W	22-28-05	2-1	9,33	Modin	0-5	3-4	31-25	Norrena/McLennan	15,739
56	2/11	CHI	L	22-29-05	4-5	6p,77p,16,9	Bondra	2-4	3-4	28-28	Khabibulin/Leclaire	17,054
57	2/14	STL	L	22-30-05	2-4	61,16	Backes	0-3	3-3	22-17	Legace/Leclaire	14,295
58	2/16	SJ	W	23-30-05	3-0	33,17,91p	Modin	0-5	3-4	31-25	Norrena/Nabakov	16,045
59	2/18	MTL	L	23-31-05	2-3	13,17	Bouillon	0-4	4-4	33-28	Halak/Leclaire	16,116
60	2/20	at STL	SOL	23-31-06	4-5	9p,25,6p,61	Stempniak	2-4	5-8	31-35	Legace/Norrena	11,104
61	2/22	EDM	L	23-32-06	0-4	-	Horcoff	0-5	5-7	28-28	Rolason/Norrena	15,541
62	2/24	at NYR	W	24-32-06	3-2	91,25s,61s	Nash	0-2	4-5	25-42	Norrena/Lundqvist	18,200
63	2/25	NSH	SOL	24-32-07	3-4	33p,45,6	Radulov	1-4	3-4	19-29	Mason/Conklin	16,220
64	2/27	at COL	L	24-33-07	2-3	61,61	Rycroft	0-4	1-2	23-23	Budaj/Norrena	17,127
65	3/2	at DAL	SOW	25-33-07	3-2	27,91,25x	Chimera	0-1	2-3	24-24	Norrena/Turco	17,147
66	3/3	at PHX	W	26-33-07	4-3	61,25,33p,61	Nash	1-6	5-7	27-35	Boucher/Joseph	16,207
67	3/7	LA	OTW	27-33-07	3-2	47,9,9p	Vyborny	1-4	4-5	30-29	Norrena/Garon	15,154
68	3/9	DAL	L	27-34-07	0-3	-	Zubov	0-3	3-5	30-31	Turco/Norrena	17,284
69	3/10	at NSH	L	27-35-07	1-2	17	Legwand	0-4	4-4	29-33	Vokoun/Norrena	17,113
70	3/14	at ANA	SOW	28-35-07	5-4	33p,13,13,61,9x	Vyborny	1-7	5-5	27-38	Norrena/Giguere	17,174
71	3/16	at SJ	L	28-36-07	0-3	-	Thornton	0-4	6-6	35-24	Toskala/Norrena	17,496
72	3/17	at LA	L	28-37-07	3-5	47,61,47	Blake	0-7	8-10	34-20	Garon/Norrena	17,197
73	3/20	CHI	W	29-37-07	5-2	17,33,33,23p,55p	Modin	2-7	4-5	30-24	Norrena/Khabibulin	15,195
74	3/22	at DET	SOW	30-37-07	2-1	55,91x	Fedorov	0-6	5-5	30-36	Norrena/Osgood	20,066
75	3/25	STL	W	31-37-07	4-1	23p,27,33,47	Malhotra	1-3	7-8	26-26	Norrena/Bacashihua	16,007
76	3/27	at STL	W	32-37-07	4-1	6p,33,33,61p	Modin	2-7	4-5	30-24	Norrena/Khabibulin	15,195
77	3/29	ANA	L	32-38-07	2-5	44,91	Getzlaf	0-4	3-6	25-31	Giguere/Norrena	15,340
78	3/30	at CHI	L	32-39-07	1-3	25p	Havlat	1-6	2-2	32-25	Lalime/Boucher	14,111
79	4/1	DET	L	32-40-07	1-4	61	Holmstrom	0-6	2-3	32-25	Hasek/Norrena	17,350
80	4/3	at DET	L	32-41-07	0-3	-	Calder	0-6	6-6	35-23	Hasek/Norrena	20,066
81	4/5	DAL	OTW	33-41-07	2-1	27,61	Nash	0-3	6-6	28-20	Norrena/Smith	15,997
82	4/7	ANA	L	33-42-07	3-4	61,17,25	Getzlaf	0-4	1-3	45-25	Bryzgalov/Norrena	17,391

2005-06 FINAL STATISTICS

PLAYER	POS	GP	TOI	G	A	P	+/-	PIM	PP	SH	GW	S	S%
David Vyborny	RW	80	20:41	22	43	65	-9	50	5	2	6	145	15.2
Rick Nash	LW	54	18:15	31	23	54	5	51	11	0	4	170	18.2
Nikolai Zherdev	RW	73	17:35	27	27	54	-13	50	10	0	0	194	13.9
Sergei Fedorov	C	62	21:05	12	31	43	-1	64	3	1	2	142	8.5
	CBJ	67	21:01	12	32	44	-2	66	3	1	2	160	7.5
	TOT	75	16:57	10	23	33	-8	78	4	1	0	78	12.8
Jan Hrdina	C	44	22:39	12	20	32	-29	32	11	0	2	126	9.5
Bryan Berard	D	58	16:21	10	21	31	1	41	1	1	0	102	9.8
Manny Malhotra	C	80	12:40	17	13	30	-10	95	1	1	5	127	13.4
Jason Chimera	LW	81	16:32	10	18	28	-2	36	1	1	1	135	7.4
Trevor Letowski	RW	78	22:34	6	22	28	1	133	1	1	0	113	5.3
Duvie Westcott	D	66	12:50	12	10	22	-1	26	7	0	2	158	7.6
Jaroslav Balastik	LW	65	24:33	6	16	22	-16	89	2	2	1	67	9.0
Adam Foote	D	51	21:26	6	13	19	-4	75	2	0	1	84	7.1
Rostislav Klesla	D	55	17:47	2	15	17	13	43	1	0	0	81	2.5
Ron Hainsey	D	59	10:16	6	7	13	-14	22	0	0	0	93	6.5
Dan Fritsche	C	33	11:38	9	3	12	-1	22	3	0	1	54	16.7
Mark Hartigan	C	80	5:58	3	7	10	-4	163	0	0	1	39	7.7
Jody Shelley	LW	18	20:05	3	6	9	-1	20	0	0	0	42	7.1
Todd Marchant	C	26	14:11	2	6	8	9	23	1	0	1	28	7.1
Aaron Johnson	D	79	19:55	1	7	8	-8	30	0	0	0	33	3.0
Radoslav Suchy	D	44	15:15	1	6	7	-18	30	0	0	0	24	4.2
Luke Richardson	D	39	9:03	4	2	6	-3	58	0	0	0	38	10.5
Michael Rupp	RW	40	9:00	4	2	6	-3	58	0	0	0	39	10.3
	CBJ	15	11:12	0	5	5	-4	16	0	0	0	29	0.0
	TOT	7	13:11	2	2	4	-2	0	0	0	0	11	18.2
Geoff Platt	C	18	15:22	0	4	4	-3	20	0	0	0	26	0.0
Gilbert Brule	C	4	18:12	1	2	3	1	0	0	0	0	2	50.0
Tyler Wright	C	27	15:04	0	3	3	-9	43	0	0	0	27	0.0
Jamie Pushor	D	11	17:16	0	2	2	-6	11	0	0	0	16	0.0
Cale Hulse	D	33	54:39	0	1	1	0	2	0	0	0	0	0.0
Francois Beauchemin	D	49	56:51	0	1	1	0	2	0	0	0	0	0.0
Pascal Leclaire	G	1	10:42	0	0	0	0	0	0	0	0	0	0.0
Marc Denis	G	2	10:35	0	0	0	-2	0	0	0	0	3	0.0
Peter Sarno	C	2	10:53	0	0	0	-1	0	0	0	0	7	0.0
Joe Motzko	RW	3	5:11	0	0	0	0	0	0	0	0	4	0.0
Geoff Sanderson	LW	4	3:05	0	0	0	0	5	0	0	0	2	0.0
Joakim Lindstrom	C	5	16:18	0	0	0	-2	2	0	0	0	3	0.0
Cam Severson	LW	7	15:23	0	0	0	-1	2	0	0	0	7	0.0
Ole-Kristian Tollefsen	D	9	41:29	0	0	0	0	0	0	0	0	0	0.0
Andy Delmore	D	13	5:38	0	0	0	-4	4	0	0	0	7	0.0
Martin Prusek	G	17	9:08	0	0	0	-2	14	0	0	0	10	0.0
Ben Simon	C	39	8:31	0	0	0	-17	44	0	0	0	23	0.0
Alexandre Picard	LW												
Steven Goertzen	RW												
TOTALS		82		215	359	574		1396	64	10	27	2250	9.6

GOALTENDERS	GP	MIN	GAA	W	L	OT	EN	SO	GA	SA	SV%
Martin Prusek	9	373	3.22	3	3	0	0	0	20	165	.870
Pascal Leclaire	33	1,804	3.23	11	15	3	2	0	97	1,084	.911
Marc Denis	49	2,786	3.25	21	25	1	6	1	151	1,505	.900
TOTALS	82	4963	3.24	35	43	4	8	1	268	2754	.903

2005-06 SEASON NOTES

- Completed their fifth season in the National Hockey League with a 35-43-4 record (74 pts.), finishing third in the Central Division, 13th in the Western Conference and 25th in the NHL.
- Set franchise records for wins, home wins (23), road wins (12) and points in a season.
- Club won a franchise record six consecutive games from Mar. 24-Apr. 3 (3-2 vs. Calgary on Mar. 24; 5-4 at Detroit on Mar. 25; 4-1 vs. San Jose on Mar. 28; 4-2 at St. Louis on Mar. 31; 5-2 vs. Chicago on Apr. 1; 3-1 at Nashville on Mar. 3).
- Scored 10 shorthanded goals, which ranked 14th-T in the NHL. The club scored six goals at home (10th-T in NHL) and four on the road (16th-T in NHL). The 10 goals are the second-most in club history (12 in 2002-03), while the six scored at home are a new club record (4 in 2002-03).
- Were 14-4 in games decided in overtime (6-1) or a shootout (8-3), leading the NHL in winning percentage (.777) and ranking second in OT/SO wins (Dallas, 15). The club was 8-0 at home, the only team in NHL without a OT/SO loss at home, while the six wins in overtime tied the club record set in 2003-04.
- The Blue Jackets were the best team in the NHL in games decided in overtime or shootouts since Jan. 1, 2004, posting a record of 20-0-9 and a winning percentage of .845.
- Completed the first half of 2005-06 with a record of 12-27-2 (26 pts.) and were 8-11-0 at home and 4-16-2 on the road. Over the second half of the season, the club posted a 23-16-2 mark (48 pts.) and was 15-7-0 at home and 8-9-2 on the road. In the second half, Columbus ranked eighth in the NHL and fifth-T in the Western Conference in wins (Detroit - 30) and 14th and eighth, respectively, in points (Detroit - 65).
- The Blue Jackets ranked third in the NHL by earning 21 points in games in which they trailed after two periods (9 wins, 3 SO losses), trailing only Dallas (27, 12-3) and Edmonton (22, 9-4). The club won nine games when trailing after two periods this season, which is more than in the club's first four seasons combined (six).
- Left wing Rick Nash tallied 31 goals and led the club in goals for the second-straight season, despite missing 28 games due to injury. He improved his plus/minus rating by 40 from 2003-04 (-35 to 5). He had 1-1-2 vs. Chicago on Apr. 15 to become the first player since 2000-01 (Mario Lemieux, 35 goals in 43 games), and just the fifth in the last 10 years, to record 30 goals in a season when playing in fewer than 60 games. Collected his first career hat trick at Detroit on Apr. 7.

GM	DATE	OPPONENT	RESULT	RECORD	SCORE	CBJ GOAL SCORERS	W/T GOAL	PP	PK	SF-SA	W/L GOALIE	ATTN.
1	10/5	at WSH	L	00-01-00	2-3	49,49	Zubrus	0-9	6-8	37-19	Kolzig/Leclaire	16,325
2	10/7	CGY	L	00-02-00	1-3	10p	Langkow	1-5	8-8	20-38	Kiprusoff/Denis	18,136
3	10/9	at CHI	W	01-02-00	3-2	25,4p,45	Shelley	1-4	7-8	27-32	Denis/Khabibulin	11,062
4	10/12	at SJ	L	01-03-00	1-4	21	Primeau	0-6	8-8	27-36	Nabokov/Denis	17,496
5	10/14	at ANA	L	01-04-00	3-4	38,4p,38p	Carney	2-9	5-6	19-36	Giguere/Leclaire	12,930
6	10/16	at LA	L	01-05-00	1-3	13	Cammalleri	0-7	7-9	20-31	LaBarbera/Denis	17,156
7	10/21	SJ	W	02-05-00	4-1	9,25p,52,25	Chimera	1-7	6-7	25-26	Denis/Toskala	15,388
8	10/22	DET	L	02-06-00	0-6	-	Williams	0-7	4-5	17-36	Legace/Denis	18,136
9	10/24	DET	L	02-07-00	2-6	4p,10	Datsyuk	1-8	6-9	33-37	Legace/Denis	16,098
10	10/26	NSH	OTW	03-07-00	3-2	10,42p,52s	Foote	1-6	10-12	34-24	Prusek/Vokoun	15,110
11	10/28	MIN	SOW	04-07-00	2-1	52,10x	Letowski	0-5	3-3	53-28	Prusek/Fernandez	15,669
12	10/29	at MIN	L	04-08-00	1-3	9p	Burns	1-9	7-8	16-24	Fernandez/Prusek	18,568
13	11/1	at EDM	L	04-09-00	1-5	97p	Hemsky	1-4	4-6	24-35	Markkanen/Denis	16,839
14	11/3	at CGY	L	04-10-00	1-2	9	Nilson	0-4	7-7	17-31	Kiprusoff/Denis	19,289
15	11/4	at VAN	L	04-11-00	3-5	13,9p,13	Carter	1-6	4-6	24-26	Auld/Denis	18,630
16	11/9	STL	W	05-11-00	3-1	9,9,26	Vyborny	0-3	8-9	23-25	Denis/Lalime	16,058
17	11/11	EDM	L	05-12-00	1-3	26	Pisani	0-5	1-1	30-21	Markkanen/Denis	18,136
18	11/13	LA	L	05-13-00	2-8	26,25	Frolov	0-4	6-8	29-28	Garon/Prusek	16,174
19	11/16	STL	L	05-14-00	0-2	-	Stempniak	0-5	5-5	36-16	Sanford/Denis	15,802
20	11/18	at DAL	L	05-15-00	3-6	4p,4p,15	Lehtinen	2-7	5-8	18-29	Turco/Prusek	18,532
21	11/20	at PHX	L	05-16-00	1-5	17	Nagy	0-6	7-9	24-33	Lenneveu/Denis	13,953
22	11/23	NSH	L	05-17-00	2-4	13,27p	Legwand	1-6	7-8	37-41	Mason/Leclaire	15,833
23	11/25	COL	L	05-18-00	0-5	-	Svatos	0-1	2-4	35-34	Aebischer/Leclaire	18,136
24	11/26	at STL	W	06-18-00	4-3	27,22,17,47p	Johnson	1-3	4-5	19-34	Prusek/Sanford	15,002
25	11/30	at MIN	SOW	07-18-00	3-2	10,15,40x	Balastik	0-4	3-4	31-34	Leclaire/Roloson	18,568
26	12/1	at STL	L	07-19-00	1-4	40p	Wideman	1-8	8-11	26-44	Lalime/Leclaire	15,307
27	12/8	NYI	SOW	08-19-00	4-3	13p,52p,91p,9x	Vyborny	3-7	8-10	27-40	Leclaire/DiPietro	12,728
28	12/9	at ATL	L	08-20-00	2-5	40p,13	Petrovicky	1-5	5-6	28-31	Garnett/Leclaire	14,260
29	12/11	NJ	OTW	09-20-00	3-2	13,13p,4	Berard	1-5	7-7	39-30	Denis/Brodeur	17,157
30	12/13	PHI	L	09-21-00	1-3	38p	Forsberg	1-8	5-5	24-31	Esche/Denis	16,263
31	12/15	at CAR	L	09-22-00	1-2	20	Brind'Amour	0-4	6-7	26-32	Gerber/Leclaire	11,069
32	12/17	at NSH	L	09-23-00	3-7	61p,38s,9	Sullivan	1-4	8-9	26-32	Vokoun/Denis	16,020
33	12/20	at DET	SOL	09-23-01	3-4	61,15p,13	Williams	1-5	7-7	33-38	Osgood/Leclaire	20,066
34	12/21	DAL	L	09-24-01	3-5	40,61,20	Barnes	0-8	6-7	26-35	Hedberg/Leclaire	16,859
35	12/23	NSH	L	09-25-01	4-5	40p,15,40p,25s	Hall	2-10	4-7	39-22	Vokoun/Denis	16,330
36	12/26	CHI	OTW	10-25-01	4-3	97p,52s,13,40	Balastik	1-8	7-8	32-45	Denis/Khabibulin	17,441
37	12/28	ANA	W	11-25-01	1-0	25	Chimera	0-10	4-4	42-40	Denis/Giguere	17,387
38	12/30	at CHI	W	12-25-01	3-2	49,13,61	Nash	0-3	4-5	21-43	Denis/Anderson	13,229
39	12/31	at DET	L	12-26-01	2-5	61,25	Samuelsson	0-5	4-6	15-43	Osgood/Denis	20,066
40	1/5	at SJ	L	12-27-01	3-6	61p,20,61p	Stevenson	2-4	3-5	31-39	Toskala/Denis	15,275
41	1/7	at COL	SOL	12-27-02	2-3	91,61	Tanguay	0-2	5-7	21-48	Aebischer/Leclaire	18,007
42	1/8	at PHX	W	13-27-02	5-2	97,61,4p,4p,4p	Berard	3-4	8-9	15-34	Denis/Joseph	14,436
43	1/11	PIT	W	14-27-02	6-1	61,9,13p,40p,40,91	Vyborny	2-6	8-8	32-29	Leclaire/Sabourin	18,136
44	1/13	at TB	L	14-28-02	2-4	13p,9	St. Louis	1-3	6-6	24-39	Burke/Denis	20,425
45	1/14	at FLA	OTW	15-28-02	5-4	61,9,91,25,9p	Vyborny	1-8	6-7	23-52	Leclaire/Luongo	17,991
46	1/16	NYR	W	16-28-02	4-3	25,9p,45,61	Nash	1-3	1-1	32-36	Denis/Weekes	16,355
47	1/18	DET	L	16-29-02	0-4	-	Holmstrom	0-7	5-7	26-41	Osgood/Leclaire	17,089
48	1/20	STL	SOW	17-29-02	4-3	13p,9s,38,61x	Nash	1-4	7-7	35-44	Denis/Sanford	17,268
49	1/21	at NSH	L	17-30-02	2-7	10s,4p	Perrault	1-4	4-7	29-48	Vokoun/Leclaire	15,416
50	1/24	VAN	W	18-30-02	6-5	25,38p,13p,4p,38p,10	Letowski	4-9	4-6	43-33	Denis/Auld	16,192
51	1/27	MIN	W	19-30-02	4-3	6,4p,61,91	Fedorov	1-9	4-6	25-28	Leclaire/Roloson	17,153
52	1/28	NSH	W	20-30-02	4-3	9,61p,15s,9	Vyborny	1-3	6-9	24-27	Denis/Vokoun	18,136
53	2/1	at CGY	SOW	21-30-02	2-1	13p,40x	Balastik	1-5	2-2	20-37	Denis/Kiprusoff	19,289
54	2/2	at EDM	SOW	22-30-02	2-1	13,25x	Chimera	0-4	6-6	19-28	Denis/Markkanen	16,839
55	2/6	at VAN	L	22-31-02	4-7	61,13p,97,61p	Sedin	2-9	6-11	33-38	Auld/Denis	18,630
56	2/8	LA	W	23-31-02	7-4	10,10,40p,25,9p,91,25	Vyborny	2-5	3-3	36-27	Denis/Garon	16,162
57	2/10	COL	L	23-32-02	1-4	38	Svatos	0-2	1-3	29-27	Budaj/Denis	18,136
58	2/11	at NSH	L	23-33-02	2-5	61,13	Upshall	0-4	4-6	25-36	Vokoun/Denis	17,113
59	3/2	at COL	L	23-34-02	0-1	-	Clark	0-6	6-7	24-40	Aebischer/Leclaire	18,007
60	3/4	at LA	L	23-35-02	2-3	13,13	Cammalleri	0-6	6-7	26-35	Garon/Denis	17,238
61	3/5	at ANA	SOW	24-35-02	3-2	40p,13p,61x	Nash	2-9	5-6	34-45	Leclaire/Giguere	16,124
62	3/7	CHI	L	24-36-02	1-3	27	Sharp	0-4	4-4	28-44	Anderson/Denis	16,137
63	3/9	PHX	W	25-36-02	5-4	61p,38,13,20,25	Chimera	1-7	4-5	30-33	Leclaire/Joseph	17,066
64	3/11	EDM	OTW	26-36-02	4-3	10,91,13,97	Klesla	0-6	4-6	31-27	Denis/Roloson	18,136
65	3/13	at STL	OTL	26-36-03	2-3	61,25	Backman	0-4	5-7	30-31	Lalime/Leclaire	12,130
66	3/15	at CHI	L	26-37-03	2-3	45,61p	Calder	1-5	3-3	35-29	Khabibulin/Denis	10,130
67	3/17	VAN	L	26-38-03	2-3	6p,27	Morrison	1-6	3-5	24-33	Auld/Leclaire	16,163
68	3/19	ANA	L	26-39-03	3-4	13p,49,61	Lupul	1-9	5-6	28-29	Giguere/Denis	16,519
69	3/21	PHX	L	26-40-03	2-5	52p,91	Doan	1-4	4-5	33-36	Joseph/Leclaire	15,581
70	3/24	CGY	W	27-40-03	3-2	27,13,25	Chimera	0-7	7-8	28-28	Denis/Kiprusoff	17,041
71	3/25	at DET	SOW	28-40-03	5-4	97,9,61,27,40x	Balastik	0-2	3-3	27-44	Leclaire/Osgood	20,006
72	3/28	SJ	W	29-40-03	4-1	61,61p,42,27	Nash	1-2	5-5	23-29	Denis/Toskala	16,094
73	3/31	at STL	W	30-40-03	4-2	40,25,61,61p	Nash	1-4	6-6	20-30	Leclaire/Lalime	14,101
74	4/1	CHI	W	31-40-03	5-2	13,42,40,42p,9s	Balastik	1-7	6-7	24-29	Denis/Anderson	17,394
75	4/3	at NSH	W	32-40-03	3-1	27s,25,42	Chimera	0-8	9-10	28-37	Leclaire/Mason	12,073
76	4/7	at DET	SOL	32-40-04	5-6	61p,42,49,61,61	Holmstrom	1-3	2-3	23-36	Legace/Denis	20,066
77	4/8	DET	L	32-41-04	2-4	38,27	Williams	0-2	4-4	29-30	Osgood/Leclaire	18,136
78	4/11	at DAL	L	32-42-04	2-3	15,91	Svoboda	0-4	5-7	17-26	Turco/Denis	18,543
79	4/13	STL	W	33-42-04	4-1	91p,42,47,27	Hartigan	1-7	5-5	31-27	Leclaire/Bacashihua	16,262
80	4/15	CHI	W	34-42-04	5-2	49,42,9,9,61	Vyborny	0-4	2-2	29-36	Denis/Khabibulin	16,555
81	4/16	at CHI	L	34-43-04	3-4	9,61p,91s	Calder	1-5	9-11	16-41	Anderson/Leclaire	10,733
82	4/18	DAL	W	35-43-04	5-4	9,10,5,42p,91p	Fedorov	2-5	4-5	31-36	Denis/Hedberg	17,103

2003-04 FINAL STATISTICS

PLAYER	POS	GP	TOI	G	A	PTS	+/-	PIM	PP	SH	GW	GT	S	S%
Rick Nash	LW	80	17:37	41	16	57	-35	87	19	0	7	2	269	15.2
David Vyborny	RW	82	20:22	22	31	53	-26	40	8	4	2	0	158	13.9
Nikolai Zherdev	LW	57	16:10	13	21	34	-11	54	5	0	1	0	137	9.5
Todd Marchant	C	77	20:38	9	25	34	-17	34	4	0	2	0	163	5.5
Trevor Letowski	RW	73	16:19	15	17	32	-12	16	4	0	1	0	126	11.9
Geoff Sanderson	LW	67	16:20	13	16	29	-9	34	5	0	1	0	191	6.8
Anders Eriksson	D	66	20:42	7	20	27	-6	18	2	0	1	1	84	8.3
Andrew Cassels	C	58	19:17	6	20	26	-24	26	2	0	0	1	91	6.6
Manny Malhotra	C	CBJ 56	14:47	12	13	25	-5	24	1	0	2	0	103	11.7
		TOT 65	13:48	12	13	25	-7	28	1	0	2	0	107	11.2
Brian Holzinger	C	CBJ 13	15:17	1	0	1	-4	2	0	0	0	0	14	7.1
		TOT 74	16:33	7	15	22	-31	40	1	1	1	0	96	7.3
Jaroslav Spacek	D	58	23:26	5	17	22	-13	45	2	1	2	0	108	4.6
Tyler Wright	C	68	14:34	9	9	18	-19	63	2	0	3	0	109	8.3
Darryl Sydor	D	49	21:54	2	13	15	-19	26	1	0	0	0	80	2.5
Rostislav Klesla	D	47	18:19	2	11	13	-16	27	0	0	1	0	74	2.7
Alexander Svitov	C	CBJ 29	12:39	2	6	8	-8	16	0	0	0	0	36	5.6
		TOT 40	11:43	2	9	11	-8	20	0	0	0	0	52	3.8
Lasse Pirjeta	C	57	10:46	2	8	10	-6	20	0	0	0	0	78	2.6
Derrick Walser	D	27	18:23	1	8	9	-6	22	1	0	0	0	35	2.9
Aaron Johnson	D	29	15:01	2	6	8	-2	32	0	0	1	0	33	6.1
Duvie Westcott	D	34	21:10	0	7	7	-15	39	0	0	0	0	43	0
Jody Shelley	LW	76	7:14	3	3	6	-10	228	1	0	0	0	62	4.8
Luke Richardson	D	64	20:07	1	5	6	-11	48	0	0	1	0	34	2.9
Mark Hartigan	C	9	16:18	1	3	4	-2	6	1	0	0	0	15	6.7
Espen Knutsen	C	14	15:27	0	4	4	-5	2	0	0	0	0	11	0
Scott Lachance	D	77	18:58	0	4	4	-23	44	0	0	0	0	35	0
David Ling	RW	50	7:45	1	2	3	-3	98	0	0	0	0	45	2.2
Tim Jackman	RW	19	9:55	1	2	3	-7	16	0	0	0	0	18	5.6
Kent McDonell	RW	29	10:17	1	2	3	-7	36	0	0	0	0	23	4.3
Andrej Nedorost	LW	9	13:02	2	0	2	0	6	0	0	0	0	16	12.5
Brad Moran	C	2	10:03	1	1	2	-1	2	0	0	0	0	4	25
Todd Rohloff	D	24	19:14	0	2	2	-12	8	0	0	0	0	16	0.0
Marc Denis	G	66	58:16	0	2	2	0	10	0	0	0	0	0	0
Donald MacLean	C	4	11:41	1	0	1	-1	0	0	0	0	0	10	10
Dan Fritsche	C	19	8:24	1	0	1	-5	12	0	0	0	0	19	5.3
Jeremy Reich	C	9	7:38	0	1	1	-3	20	0	0	0	0	3	0
Darrel Scoville	D	8	19:14	0	1	1	-4	6	0	0	0	0	5	0
Zenith Komarniski	D	2	14:48	0	0	0	0	0	0	0	0	0	1	0
Mike Pandolfo	LW	3	8:18	0	0	0	-2	0	0	0	0	0	3	0
Greg Mauldin	C	6	8:47	0	0	0	-2	4	0	0	0	0	6	0
Joe Motzko	RW	2	7:15	0	0	0	0	0	0	0	0	0	1	0
Jamie Pushor	D	7	13:12	0	0	0	-2	2	0	0	0	0	6	0.0
J-L Grand-Pierre	RW	16	7:25	0	0	0	-3	12	0	0	0	0	15	0.0
Fred Brathwaite	G	21	50:01	0	0	0	0	2	0	0	0	0	0	0
Pascal Leclaire	G	2	59:45	0	0	0	0	0	0	0	0	0	0	0
TOTALS		82		198	333	531		1275	60	6	28	4	2535	7.8
GOALTENDERS		GP	MIN	GAA	W	L	T	EN	SO	GA	SV	SV%		
Marc Denis		66	3,796	2.56	21	36	7	5	5	162	1,808	.918		
Fred Brathwaite		21	1,050	3.37	4	11	1	0	1	59	515	.897		
Pascal Leclaire		2	119	3.53	0	2	0	0	0	7	62	.899		
TOTALS		89	4,965	2.76	25	49	8	5	6	228	2,385	.913		

2003-04 SEASON NOTES

- Posted a 25-45-8-4 record (62 pts.) in their fourth NHL season, finishing fourth in the Central Division, 14th in the Western Conference and 27th in the NHL under head coaches Doug MacLean and Gerard Gallant. Gallant took over as interim head coach on Jan. 1 and led club to a 16-24-4-1 record, including a season-high and club record-tying four consecutive wins from Mar. 21-27.
- The Blue Jackets successfully killed off 287-of-337 opponent power plays for an 85.2 percent penalty killing percentage, which ranked ninth in the NHL and was the second-highest in club history. Columbus killed off 134-of-152 at home (88.2 pct./4th in NHL) and 153-of-185 on the road (82.7 pct./17th in NHL). The club finished the season by killing off 68-of-73 (93.2 pct.) over the final 17 games.
- The Blue Jackets dressed 12 different players who were born in the 1980s with those players accounting for 43.5 percent of the club's goals (77-of-177). Columbus dressed all four of its first round draft picks – D Rostislav Klesla (2000), G Pascal Leclaire (2001), LW Rick Nash (2002) and RW Nikolai Zherdev (2003) – for the first time vs. San Jose on Dec. 31 and all four played in their first game together at Phoenix on Feb. 20.
- Left wing Rick Nash won the Rocket Richard trophy as the NHL's leading goal scorer (41 – tied with Atlanta's Ilya Kovalchuk and Calgary's Jarome Iginla), becoming the youngest player in NHL history to lead the league in goal scoring. The 19-year-old finished the season with 41-16-57 in 80 games and also led the NHL with a team-record 19 power play goals. He was the first teenager to play in the All-Star Game since Quebec's Owen Nolan (19 years, 340 days) and Pittsburgh's Jaromir Jagr (19 years, 337 days) in 1992.
- Right wing Nikolai Zherdev made his Blue Jackets debut on Dec. 2 and went on to tally 13-21-34 and 54 PIM in 57 games. He ranked in the top 10 among NHL rookies in points per game (3rd, 0.60), assists (5th), points (T-6th), power play goals (T-6th), shots (T-6th, 137) and goals (T-9th) and had 1-1-2 in the YoungStars Game as part of the NHL's All-Star Weekend.
- Right wing David Vyborny led the club with four shorthanded goals, which tied for fourth in the NHL and established a new club record (Mike Sillinger – 3, 2002-03). He set career marks to finish second on the club in goals and points with 22-31-53 in 82 games. He led the club in assists and was the only player to compete in every game, extending his consecutive games played streak to 162. He notched his first career hat trick Nov. 7 vs. Atlanta, tied a team record with five points (1-4-5) Feb. 28 vs. Colorado and was named the NHL Player of Week (Feb. 23-29).
- Goaltender Marc Denis went 21-36-7 with a 2.56 goals-against average, .918 save percentage and five shutouts in 2003-04, tying his career high and the franchise record for shutouts in a season. He also set a career high in save percentage, eclipsing his previous best of .917 in 1999-00 with Colorado.

GM	DATE	OPPONENT	RESULT	RECORD	SCORE	CBJ GOAL SCORERS	W/T GOAL	PP	PK	SF-SA	W-L GOALIE	ATTN.
1	10/9	at ATL	L	0-1-0-0	1-2	38	Tamer	0-6	7-8	27-27	Nurminen/Denis	17,918
2	10/11	NYR	W	1-1-0-0	5-0	10,9p,20,61p,5p	Letowski	3-11	3-3	36-25	Denis/Markkanen	18,136
3	10/13	VAN	W	2-1-0-0	3-2	9p,26,61	Nash	1-4	4-4	26-29	Denis/Cloutier	16,580
4	10/16	CHI	W	3-1-0-0	2-1	61p,26p	Marchant	2-7	3-3	36-31	Denis/Thibault	16,158
5	10/18	at NSH	L	3-2-0-0	2-3	32,9p	G. Johnson	1-5	4-4	28-33	Vokoun/Brathwaite	10,499
6	10/22	at DET	L	3-3-0-0	1-4	61	Datsyuk	0-5	1-2	19-28	Legace/Denis	20,066
7	10/23	TB	L	3-4-0-0	0-1	-	Lecavalier	0-4	2-2	20-28	Grahame/Denis	16,542
8	10/25	DAL	L	3-5-0-0	2-3	61p,38	Dimaio	1-8	1-1	27-34	Turco/Denis	18,136
9	10/28	at VAN	L	3-6-0-0	3-6	9,5,61	Chubarov	0-5	1-2	19-28	Hedberg/Brathwaite	18,630
10	10/30	at EDM	OTL	3-6-0-1	3-4	61,9s,61p	Isbister	1-4	5-5	22-41	Salo/Denis	15,946
11	11/1	at CGY	L	3-7-0-1	0-3	-	Leopold	0-5	2-3	15-34	McLennan/Denis	14,539
12	11/7	ATL	W	4-7-0-1	4-2	9,8,9,9s	Vyborny	0-6	4-5	23-14	Denis/Dafoe	16,827
13	11/9	CGY	W	5-7-0-1	4-3	45p,45,25p,8p	Sanderson	3-8	5-5	28-45	Denis/Sabourin	17,957
14	11/11	at MTL	T	5-7-1-1	1-1	61p	Nash	1-3	5-5	36-31	Denis/Garon	18,765
15	11/13	at OTT	L	5-8-1-1	2-5	10p,9s	Hossa	1-9	7-12	17-35	Lalime/Brathwaite	15,297
16	11/14	BOS	L	5-9-1-1	0-4	-	McGillis	0-3	1-2	24-27	Potvin/Denis	18,136
17	11/16	PHX	T	5-9-2-1	2-2	61p,25	Cassels	1-4	3-4	27-31	Denis/Burke	16,631
18	11/19	at DET	L	5-10-2-1	1-5	8p	Hull	1-3	4-5	38-42	Legace/Denis	20,066
19	11/20	DET	W	6-10-2-1	3-0	61,25,49	Nash	0-3	3-3	24-25	Denis/Legace	18,136
20	11/22	NYI	W	7-10-2-1	2-1	61,26	Marchant	0-5	6-6	29-25	Brathwaite/Dipietro	16,578
21	11/25	EDM	T	7-10-3-1	3-3	27,8p,10p	Dvorak	2-5	4-4	34-34	Denis/Conklin	16,465
22	11/26	at NSH	L	7-11-3-1	2-4	61,27	Orszagh	0-3	7-8	28-33	Vokoun/Denis	10,185
23	11/29	WSH	L	7-12-3-1	3-5	61,28,61p	Bondra	1-4	1-2	28-24	Kolzig/Denis	17,158
24	12/2	ANA	W	8-12-3-1	2-1	9p,61p	Nash	2-6	3-3	32-31	Denis/Gerber	16,525
25	12/4	NSH	L	8-13-3-1	2-4	13,61	G. Johnson	0-3	4-4	39-24	Vokoun/Denis	16,166
26	12/6	at COL	L	8-14-3-1	1-5	61	Sakic	0-6	1-4	36-38	Sauve/Denis	18,007
27	12/10	PHI	T	8-14-4-1	1-1	27	Kapanen	0-2	5-5	20-41	Brathwaite/Boucher	17,063
28	12/12	STL	OTL	8-14-4-2	2-3	25,61p	Weight	1-6	1-2	32-33	Johnson/Brathwaite	17,892
29	12/13	at PIT	L	8-15-4-2	3-5	23p,13,10	Holzinger	1-4	3-5	26-25	Caron/Brathwaite	11,989
30	12/16	at STL	OTL	8-15-4-3	1-2	25p	Tkachuk	1-4	3-4	27-37	Osgood/Denis	16,091
31	12/19	CGY	L	8-16-4-3	1-2	61	Lombardi	0-13	6-6	34-21	Kiprusoff/Denis	16,561
32	12/20	at MIN	L	8-17-4-3	2-5	8,10	Yuzyn	0-5	1-1	29-35	Roloson/Denis	18,568
33	12/23	PHX	L	8-18-4-3	1-2	61	Tanabe	0-5	1-2	28-26	Burke/Brathwaite	16,993
34	12/26	at CHI	W	9-18-4-3	4-1	9,27,61,9	Malhotra	0-2	2-2	33-31	Brathwaite/Leighton	13,517
35	12/27	DAL	L	9-19-4-3	3-4	13,61,20	Matvichuk	0-3	2-3	24-18	Turco/Denis	17,419
36	12/29	STL	L	9-20-4-3	2-3	8p,26p	R. Johnson	2-6	4-5	25-34	Johnson/Denis	17,715
37	12/31	SJ	L	9-21-4-3	0-1	-	McCauley	0-4	3-3	26-29	Nabokov/Denis	18,136
38	1/2	at TB	W	10-21-4-3	2-0	44,27	Klesla	0-1	1-1	15-37	Denis/Grahame	13,609
39	1/3	at FLA	L	10-22-4-3	0-1	-	Weiss	0-4	3-3	42-34	Luongo/Denis	15,874
40	1/6	at COL	L	10-23-4-3	0-6	-	Blake	0-7	1-2	35-36	Aebischer/Brathwaite	18,007
41	1/8	at SJ	OTW	11-23-4-3	3-2	28,42p,61p	Nash	2-6	3-3	25-36	Denis/Nabokov	14,549
42	1/10	at LA	T	11-23-5-3	2-2	2p,26	Klatt	1-3	0-2	33-32	Denis/Cechmanek	18,118
43	1/11	at ANA	T	11-23-6-3	2-2	13,61	Nash	0-5	7-7	37-43	Gerber/Denis	15,559
44	1/15	at STL	L	11-24-6-3	3-5	13p,26,8	Boguniecki	1-5	2-4	26-26	Divis/Denis	17,709
45	1/16	LA	OTW	12-24-6-3	3-2	8,61p,61	Nash	1-6	1-1	31-24	Denis/Cechmanek	17,238
46	1/18	EDM	T	12-24-7-3	4-4	9,28,13p,61p	Brewer	2-7	3-4	38-30	Denis/Conklin	18,136
47	1/21	STL	W	13-24-7-3	3-1	26p,27,27	Malhotra	1-6	5-5	30-28	Denis/Osgood	16,242
48	1/22	at CHI	L	13-25-7-3	0-7	-	Moen	0-2	4-5	30-39	Anderson/Brathwaite	11,347
49	1/24	CHI	W	14-25-7-3	4-3	61p,27,61p,28	Wright	2-13	4-5	34-23	Denis/Anderson	18,136
50	1/27	NJ	L	14-26-7-3	3-4	61p,28,41	Gionta	1-5	2-3	31-39	Brodeur/Denis	18,136
51	1/29	NSH	L	14-27-7-3	4-6	8p,10,10p,28p	Walker	3-6	3-6	31-31	Vokoun/Brathwaite	16,335
52	1/31	MIN	OTW	15-27-7-3	2-1	9p,2	Eriksson	1-3	5-5	29-32	Denis/Roloson	18,136
53	2/2	at PHX	T	15-27-8-3	3-3	2,9s,2	Eriksson	0-4	6-6	29-32	Denis/Boucher	12,291
54	2/4	at DAL	L	15-28-8-3	0-1	-	Arnott	0-4	4-4	18-29	Turco/Denis	18,012
55	2/11	LA	OTW	16-28-8-3	3-2	3p,47,9	Vyborny	1-6	1-1	34-32	Denis/Cechmanek	16,221
56	2/12	at TOR	L	16-29-8-3	1-4	26	Roberts	0-3	3-5	19-28	Belfour/Denis	19,356
57	2/14	SJ	OTL	16-29-8-4	1-2	8	Sturm	0-4	4-4	24-50	Nabokov/Denis	18,136
58	2/16	NSH	W	17-29-8-4	4-2	27,27p,3s,17	Spacek	1-5	4-4	23-34	Denis/Vokoun	17,340
59	2/18	at ANA	L	17-30-8-4	1-3	8	Prospal	0-5	5-5	20-34	Giguere/Denis	12,898
60	2/20	at PHX	L	17-31-8-4	2-3	10,3	Langkow	0-6	5-6	28-31	Pelletier/Leclaire	14,327
61	2/21	at LAK	L	17-32-8-4	3-4	45,61,61	Laperriere	0-4	5-6	21-42	Huet/Denis	18,118
62	2/23	at SJ	L	17-33-8-4	2-4	44,2	Cheechoo	0-3	4-5	26-38	Nabokov/Leclaire	14,886
63	2/25	CHI	L	17-34-8-4	3-4	9,2,28p	Calder	1-5	4-4	42-28	Anderson/Denis	17,220
64	2/27	at CHI	W	18-34-8-4	4-3	46,9p,8,22	Richardson	1-5	4-6	29-36	Brathwaite/Leighton	12,477
65	2/28	COL	OTW	19-34-8-4	5-4	9p,8,13p,27,3p	Spacek	3-7	4-5	44-36	Denis/Sauve	18,136
66	3/2	at CAR	W	20-34-8-4	3-0	61p,10,27	Nash	1-4	4-4	17-25	Denis/Weekes	9,839
67	3/3	at DAL	L	20-35-8-4	2-4	61p,61p	Guerin	2-3	3-3	17-36	Tugnut/Denis	18,008
68	3/6	VAN	L	20-36-8-4	0-4	-	Ohlund	0-6	2-2	32-24	Hedberg/Denis	18,136
69	3/8	CAR	L	20-37-8-4	1-4	61p	Cole	1-5	3-4	28-38	Irbe/Brathwaite	16,411
70	3/11	DET	L	20-38-8-4	2-4	10,13	Hull	0-5	4-4	33-35	Joseph/Denis	18,136
71	3/13	at STL	L	20-39-8-4	3-5	16,10,10	Tkachuk	0-3	3-5	22-32	Osgood/Denis	19,661
72	3/14	at MIN	L	20-40-8-4	2-3	9p,10p	Daigle	2-2	6-6	21-30	Fernandez/Denis	18,568
73	3/16	at EDM	L	20-41-8-4	2-3	16,25	Moreau	0-4	3-3	23-27	Conklin/Denis	16,839
74	3/18	at CGY	L	20-42-8-4	0-2	-	Lombardi	0-7	4-4	23-35	Kiprusoff/Denis	17,479
75	3/21	at VAN	W	21-42-8-4	5-4	19,61,13,26p,13	Zherdev	1-3	6-6	23-31	Denis/Hedberg	18,630
76	3/24	MIN	W	22-42-8-4	2-0	47,61	A. Johnson	0-2	8-8	23-20	Denis/Roloson	17,732
77	3/26	ANA	W	23-42-8-4	3-1	9,28,13	Wright	0-4	4-5	29-44	Brathwaite/Gerber	18,136
78	3/27	at NSH	OTW	24-42-8-4	3-2	61,13p,28	Wright	1-5	7-7	32-37	Denis/Vokoun	17,113
79	3/29	at BUF	L	24-43-8-4	0-6	-	Kalinin	0-5	3-3	23-39	Biron/Brathwaite	15,263
80	3/31	DET	L	24-44-8-4	2-3	10,36	Lang	0-7	1-1	32-30	Legace/Denis	18,136
81	4/2	COL	L	24-45-8-4	2-4	13p,3	Svatos	1-5	3-4	39-40	Aebischer/Denis	18,136
82	4/3	at DET	W	25-45-8-4	4-1	2p,61,10,9	Nash	1-2	4-4	17-33	Denis/Legace	20,066

2002-03 FINAL STATISTICS

PLAYER	POS	GP	TOI	G	A	PTS	+/-	PIM	PP	SH	GW	GT	S	S%
Ray Whitney	LW	81	21:00	24	52	76	-26	22	8	2	2	1	235	10.2
Andrew Cassels	C	79	19:51	20	48	68	-4	30	9	1	5	0	113	17.7
Geoff Sanderson	LW	82	18:43	34	33	67	-4	34	15	2	2	0	286	11.9
David Vyborny	RW	79	16:20	20	26	46	12	16	4	1	4	0	125	16.0
Jaroslav Spacek	D	81	24:47	9	36	45	-23	70	5	0	1	0	166	5.4
Mike Sillinger	C	75	19:08	18	25	43	-21	52	9	3	3	0	128	14.1
Rick Nash	LW	74	13:56	17	22	39	-27	78	6	0	2	0	154	11.0
Tyler Wright	C	70	16:07	19	11	30	-25	113	3	2	3	0	108	17.6
Grant Marshall	RW	66	13:56	8	20	28	-8	71	3	0	2	0	96	8.3
Lasse Pirjeta	LW	51	11:28	11	10	21	-4	12	2	0	2	0	80	13.8
Derrick Walser	D	53	14:51	4	13	17	-9	34	3	0	2	0	86	4.7
Rostislav Klesla	D	72	18:45	2	14	16	-22	71	0	0	0	0	89	2.2
Sean Pronger	C	78	11:31	7	6	13	-26	72	1	0	0	0	67	10.4
Luke Richardson	D	82	23:31	0	13	13	-16	73	0	0	0	0	56	0.0
Espen Knutsen	C	31	16:44	5	4	9	-15	20	3	0	1	0	28	17.9
Matt Davidson	RW	34	11:48	4	5	9	-12	18	0	0	0	0	28	14.3
Hannes Hyvonen	RW	36	10:02	4	5	9	-11	22	0	0	0	0	48	8.3
Duvie Westcott	D	39	18:40	0	7	7	-3	77	0	0	0	0	27	0.0
David Ling	RW	35	7:56	3	2	5	-6	86	0	0	0	0	37	8.1
Jody Shelley	LW	68	6:07	1	4	5	-5	249	0	0	0	0	39	2.6
Tomi Kallio	RW	12	14:52	1	2	3	-7	8	0	0	0	0	20	5.0
Darren Van Impe	D	14	18:28	1	1	2	-6	10	0	1	0	1	11	9.1
J-L Grand-Pierre	D	41	13:38	1	0	1	-6	64	0	0	0	0	32	3.1
Andrej Nedorost	C	12	9:15	0	1	1	-6	4	0	0	0	0	10	0.0
Jamie Allison	D	48	11:56	0	1	1	-15	99	0	0	0	0	23	0.0
Scott Lachance	D	61	20:00	0	1	1	-20	46	0	0	0	0	35	0.0
Mathieu Darche	LW	1	6:57	0	0	0	-1	0	0	0	0	0	0	0.0
Darrel Scoville	D	2	14:30	0	0	0	0	4	0	0	0	0	1	0.0
Kent McDonell	RW	3	8:40	0	0	0	-1	0	0	0	0	0	4	0.0
Blake Bellefeuille	C	3	7:00	0	0	0	0	0	0	0	0	0	0	0.0
Kevin Dineen	RW	4	10:40	0	0	0	0	12	0	0	0	0	7	0.0
Paul Manning	D	8	13:02	0	0	0	0	2	0	0	0	0	4	0.0
Jean-Francois Labbe	G	11	41:00	0	0	0	0	2	0	0	0	0	0	0.0
Marc Denis	G	77	58:35	0	0	0	0	6	0	0	0	0	0	0.0
TOTALS		82		213	362	575		1,505	71	12	29	2	2,143	9.9

GOALTENDERS	GP	MIN	GAA	W	L	T	EN	SO	GA	SV	SV%
Marc Denis	77	4,511	3.09	27	41	8	3	5	232	2,404	.903
Jean-Francois Labbe	11	451	3.59	2	4	0	1	0	27	233	.884
TOTALS	82	4,984	3.17	29	45	8	4	5	263	2,641	.900

2002-03 SEASON NOTES

- Posted 29-42-8-3 record (69 pts.) in their third NHL season, finishing fifth in the Central Division, 15th in the Western Conference and 28th in the NHL under head coaches Dave King and Doug MacLean. The club went 14-20-4-2 under King and 15-22-4-1 with MacLean.
- Set franchise record with 29 wins, surpassing inaugural season total of 28, while the club's 69 points represented a 12-point improvement from 2001-02 and fell just two shy of the club record of 71 set in 2000-01.
- Established franchise record for home wins and points in a season after registering 20-14-5-2 record (47 pts.) at Nationwide Arena. The Jackets set a franchise record regulation unbeaten streak at home from Jan. 20-Feb. 12 (4-0-2-0) and also had a five-game streak from Oct. 27-Nov. 9 (4-0-0-1). The club averaged 17,744 fans per game, including 23 sellouts.
- Won three consecutive road games for the first time in franchise history (2-1 at Minnesota on Jan. 8, 3-2 at Vancouver on Jan. 10 and 7-2 at Calgary on Jan. 11).
- Despite being the last team in the NHL to record an overtime win in 2002-03 (2-1 at Montreal on Feb. 13), Columbus finished the campaign with a 5-1-2 record in its last eight overtime contests and 4-3-8 overall.
- Netted a franchise record 71 power play goals and finished fourth in the NHL in penalty killing on home ice with a 86.5% success rate. The club also set a record with 12 shorthanded goals, tying for second best in the League. Mike Sillinger led the club with three shorthanded tallies and finished tied for second in the NHL with six shorthanded points.
- Goaltender Marc Denis set the NHL record for minutes played with 4,511 in 77 games, surpassing the mark of 4,433 set by New Jersey's Martin Brodeur in 1995-96. He also led the NHL in appearances, shots faced (2,404) and saves (2,172). His 77 games are tied for second on the all-time list, trailing only St. Louis' Grant Fuhr who appeared in 79 during the 1995-96 campaign. He had consecutive games started streaks of 21 (Nov. 27-Jan. 10), 20 (Oct. 10-Nov. 22), 16 (Jan. 13-Feb. 19) and 15 (Feb. 23-Mar. 24). He failed to start in consecutive games just once this season (Mar. 25 at Los Angeles and Mar. 28 at Edmonton).
- Left wing Ray Whitney became the second Blue Jacket to appear in the NHL All-Star Game. He tallied 24-52-76 in 81 games to set club records for points, assists and multi-point games (19) in a season. Whitney tied for first in the NHL with 34 power play assists.
- Left wing Geoff Sanderson topped the 30-goal mark for the sixth time in his NHL career and second time with the Blue Jackets. He established a team record with 34 goals.
- Jaroslav Spacek shattered the club record for points by a defenseman by collecting 9-36-45 in 81 games.
- Tyler Wright became the first Blue Jacket to net multiple hat tricks in a single season, notching three-goal games Oct. 27 vs. Los Angeles and Mar. 20 vs. Toronto.

GM	DATE	OPPONENT	RESULT	RECORD	SCORE	CBJ GOAL SCORERS	W/T GOAL	PP	PK	SF-SA	W-L GOALIE	ATTN.
1	10/10	CHI	W	1-0-0-0	2-1	61,16p	Sillinger	1-6	6-7	33-32	Denis/Thibault	18,136
2	10/12	at NJ	L	1-1-0-0	2-3	19p,34	Elias	1-6	9-9	20-23	Brodeur/Denis	17,098
3	10/14	PHX	L	1-2-0-0	2-4	21p,3	Wilsom	1-11	6-9	32-36	Boucher/Denis	18,136
4	10/17	at STL	L	1-3-0-0	1-7	3p	Boguniecki	1-5	6-10	23-33	Divis/Denis	14,708
5	10/19	FLA	W	2-3-0-0	4-1	29p,9,25p,8	Vyborny	2-4	6-6	22-27	Denis/Luongo	17,424
6	10/23	TB	T	2-3-1-0	2-2	8,8p	Andreychuk	1-8	5-6	26-27	Hodson/Labbe	17,306
7	10/25	SJ	L	2-4-1-0	4-5	29p,14p,14,24	Damphousse	2-4	5-6	24-38	Kiprusoff/Denis	16,802
8	10/27	LA	W	3-4-1-0	5-1	8,28,24,28s,28p	Wright	1-6	4-4	33-25	Denis/Storr	17,106
9	10/29	at CHI	L	3-5-1-0	2-3	3,21	Arnason	0-3	4-4	22-22	Thibault/Denis	10,203
10	11/1	DAL	W	4-5-1-0	4-2	14,16p,25p,28	Cassels	2-8	7-7	28-40	Denis/Tugnutt	17,203
11	11/3	BUF	W	5-5-1-0	3-2	28,25p,23p	Walser	2-7	5-5	26-32	Denis/Biron	18,136
12	11/5	WSH	OTL	5-5-1-1	3-4	8p,28p,14p	Bondra	3-7	2-3	29-37	Charpentier/Denis	16,532
13	11/7	at STL	W	6-5-1-1	5-2	8,23p,25p,14,25s	Cassels	2-6	5-5	31-28	Denis/Brathwaite	17,278
14	11/9	NYR	W	7-5-1-1	6-3	61,24,61,8,19,28s	Sanderson	0-4	6-6	25-34	Denis/Blackburn	18,136
15	11/12	at COL	L	7-6-1-1	4-5	16s,8p,8p,3	Reinprecht	2-4	6-7	35-51	Roy/Denis	18,007
16	11/14	ANA	L	7-7-1-1	2-3	8p,28	Rucchin	1-4	2-3	28-44	Giguere/Denis	17,398
17	11/16	at NSH	T	7-7-2-1	1-1	8	Legwand	0-1	3-3	25-34	Denis/Dunham	14,730
18	11/17	at DAL	OTL	7-7-2-2	2-3	8,14	Turgeon	0-1	4-4	15-42	Turco/Denis	18,532
19	11/20	STL	W	8-7-2-2	3-2	16p,29p,9	Vyborny	2-6	6-6	20-28	Denis/Barrasso	18,136
20	11/22	at BUF	L	8-8-2-2	4-5	14s,23,9,20	Patrick	0-6	6-6	21-33	Miller/Denis	15,711
21	11/23	at OTT	L	8-9-2-2	2-5	9,41	Hossa	0-2	3-3	39-30	Prusek/Labbe	15,684
22	11/27	EDM	L	8-10-2-2	1-3	61	Smyth	0-3	2-3	16-19	Salo/Denis	17,745
23	11/29	at NYI	W	9-10-2-2	4-2	14,25,14,61	Whitney	0-4	5-6	28-31	Denis/Osgood	14,625
24	11/30	CAR	L	9-11-2-2	2-4	41,9p	Cole	1-4	4-5	27-42	Irbek/Denis	18,136
25	12/3	at NYR	L	9-12-2-2	3-5	9,41,25p	Lindros	1-4	4-4	31-35	Blackburn/Denis	17,802
26	12/6	at SJ	L	9-13-2-2	2-3	8s,8p	Damphousse	1-7	3-4	30-23	Nabokov/Denis	17,496
27	12/7	at LA	W	10-13-2-2	4-2	61p,14,23p,28	Walser	2-7	6-6	25-30	Denis/Potvin	18,118
28	12/9	at PHX	T	10-13-3-2	3-3	8,61,3	Radivojevic	0-4	6-7	22-41	Denis/Boucher	9,639
29	12/12	NJ	W	11-13-3-2	4-2	25p,14p,9,28	Vyborny	2-5	3-3	29-42	Denis/Brodeur	18,136
30	12/14	at DET	L	11-14-3-2	4-6	20,8,28,45	Fedorov	0-5	1-1	22-34	Joseph/Denis	20,058
31	12/19	CGY	W	12-14-3-2	3-0	20,17,20p	Pirjeta	1-4	6-6	27-29	Denis/Turek	17,230
32	12/20	at CHI	L	12-15-3-2	1-3	19	Sullivan	0-6	4-4	29-30	Thibault/Denis	14,389
33	12/23	DET	L	12-16-3-2	0-1	-	Draper	0-5	4-4	33-28	Joseph/Denis	18,136
34	12/26	at DET	L	12-17-3-2	2-4	16s,16	Woolley	0-6	4-4	26-35	Joseph/Denis	20,058
35	12/28	STL	L	12-18-3-2	1-6	8	Mellanby	0-4	2-3	27-32	Johnson/Denis	18,136
36	12/29	at STL	L	12-19-3-3	2-5	8s,8	Rucinsky	0-5	2-4	26-38	Johnson/Denis	19,794
37	12/31	PIT	W	13-19-3-2	5-2	16,9p,25p,8p,25	Cassels	3-8	5-6	34-32	Denis/Hedberg	18,136
38	1/3	at WSH	T	13-19-4-2	2-2	14s,9	Gonchar	0-7	3-4	28-32	Denis/Charpentier	14,602
39	1/4	PHX	W	14-19-4-2	2-0	16,19	Sillinger	0-4	3-3	25-23	Denis/Pelletier	18,136
40	1/6	NSH	L	14-20-4-2	1-5	16	Legwand	0-4	4-6	22-34	Vokoun/Denis	17,082
41	1/8	at MIN	W	15-20-4-2	2-1	8,29	Marshall	0-4	4-4	26-19	Denis/Roloson	18,568
42	1/10	at VAN	W	16-20-4-2	3-2	8,61p,28	Wright	1-4	4-5	24-29	Denis/Cloutier	18,422
43	1/11	at CGY	W	17-20-4-2	7-2	19,25p,29,61p,9,20,20	Marshall	2-6	6-7	25-30	Labbe/Turek	14,827
44	1/13	at EDM	L	17-21-4-2	5-8	61,16,14p,24,9	Laraque	1-2	1-2	16-40	Salo/Denis	16,057
45	1/15	ANA	L	17-22-4-2	3-4	29,25,16	Valicevic	0-8	2-2	30-32	Giguere/Denis	17,385
46	1/18	at BOS	L	17-23-4-2	2-7	25,3p	Girard	1-4	3-6	24-45	Shields/Denis	16,630
47	1/20	CHI	W	18-23-4-2	5-1	19,9,61p,14,29	Vyborny	1-5	3-3	26-38	Denis/Thibault	17,483
48	1/22	at DAL	L	18-24-4-2	2-4	43,16p	Young	1-4	6-6	19-26	Tugnutt/Denis	18,532
49	1/23	at COL	L	18-25-4-2	0-5	-	Morris	0-4	4-7	18-37	Roy/Denis	18,007
50	1/25	NYI	W	19-25-4-2	4-1	25p,20p,16p,28	Pirjeta	3-4	1-2	26-30	Denis/Snow	18,136
51	1/28	COL	T	19-25-5-2	2-2	20,29	Tanguay	0-3	4-4	19-36	Denis/Roy	18,136
52	1/30	NSH	W	20-25-5-2	2-1	28,21	Knutsen	0-3	4-5	19-34	Denis/Vokoun	17,256
53	2/5	VAN	T	20-25-6-2	4-4	9,28,16p,27s	Jokela	1-7	5-6	28-40	Denis/Skudra	17,106
54	2/8	at NSH	L	20-26-6-2	2-3	21p,9p	Legwand	2-6	5-6	17-39	Vokoun/Denis	15,186
55	2/12	SJ	W	21-26-6-2	1-0	61	Nash	0-4	4-4	28-38	Denis/Kiprusoff	17,822
56	2/13	at MTL	OTW	22-26-6-2	2-1	8p,3p	Spacek	2-4	5-5	26-39	Denis/Theodore	20,123
57	2/15	CHI	L	22-27-6-2	1-7	16s	Dempsey	0-5	4-5	31-31	Passmore/Denis	18,136
58	2/18	at PHX	L	22-28-6-2	2-5	9p,16p	Amonte	2-7	7-8	16-35	Boucher/Denis	12,667
59	2/19	at ANA	L	22-29-6-2	0-2	-	Kariya	0-4	4-4	26-23	Giguere/Denis	11,641
60	2/21	at SJ	L	22-30-6-2	0-6	-	Cheechoo	0-6	4-6	29-37	Nabokov/Labbe	17,347
61	2/23	at VAN	L	22-31-6-2	2-7	21p,8p	Bertuzzi	2-8	5-7	26-33	Cloutier/Denis	18,514
62	2/25	at NSH	L	22-32-6-2	0-5	-	Hulse	0-3	1-3	19-27	Vokoun/Denis	10,412
63	2/27	LA	W	23-32-6-2	3-1	14p,14,14	Whitney	1-3	3-3	29-34	Denis/Storr	18,136
64	3/1	EDM	T	23-32-7-2	3-3	61,9,14	Whitney	0-4	0-2	27-27	Denis/Markkanen	18,136
65	3/3	DET	L	23-33-7-2	2-3	14p,44	Shanahan	1-8	3-4	31-23	Legace/Denis	18,136
66	3/6	VAN	OTW	24-33-7-2	5-4	14p,3p,14,8p,61	Nash	3-7	3-4	36-31	Denis/Auld	17,128
67	3/8	CGY	OTL	24-33-7-3	2-3	19,44	Iginla	0-6	4-5	28-29	Turek/Denis	18,136
68	3/10	at CAR	L	24-34-7-3	5-6	9s,25,14p,9,8	Defauw	1-3	3-5	40-24	Weekes/Labbe	13,066
69	3/11	DAL	L	24-35-7-3	0-2	-	Dahlen	0-3	3-3	25-36	Tugnutt/Denis	17,130
70	3/13	COL	L	24-36-7-3	1-5	43	Sakic	0-4	7-7	21-31	Roy/Denis	17,256
71	3/15	MIN	W	25-36-7-3	5-0	25,16p,43,25,14	Cassels	1-3	5-5	32-24	Denis/Fernandez	18,136
72	3/17	at ATL	L	25-37-7-3	2-3	20,8p	Heatley	1-7	8-8	29-31	Nurminen/Denis	9,212
73	3/20	TOR	OTW	26-37-7-3	4-3	28,61p,28p,28	Wright	2-9	4-5	32-32	Denis/Kidd	18,136
74	3/22	ATL	L	26-38-7-3	2-3	61,20	Bartecko	0-3	2-3	38-26	Hnilicka/Denis	18,136
75	3/24	at ANA	L	26-39-7-3	0-5	-	Leclerc	0-2	4-6	29-26	Giguere/Denis	15,507
76	3/25	at LA	OTW	27-39-7-3	2-1	3p,25	Cassels	1-9	7-8	23-34	Labbe/Huet	17,493
77	3/28	at EDM	L	27-40-7-3	0-4	-	Isbister	0-6	4-4	26-36	Markkanen/Labbe	16,839
78	3/29	at CGY	W	28-40-7-3	6-4	25,41,8p,8p,8	Sanderson	2-5	4-4	26-39	Denis/Turek	16,007
79	4/1	at PHI	L	28-41-7-3	0-4	-	Johnsson	0-3	7-7	10-29	Cechmanek/Denis	19,544
80	4/2	MIN	W	29-41-7-3	3-0	16p,8p,61p	Sillinger	3-7	8-8	24-27	Denis/Roloson	18,136
81	4/4	DET	T	29-41-8-3	5-5	9,25,28,14,20	Datsyuk	0-4	5-6	35-35	Denis/Legace	18,136
82	4/6	at MIN	L	29-42-8-3	3-4	8,8p,9	Gaborik	1-4	2-3	20-23	Roloson/Denis	18,568

2001-02 FINAL STATISTICS

PLAYER	POS	GP	TOI	G	A	PTS	+/-	PIM	PP	SH	GW	GT	S	S%									
Ray Whitney	LW	67	20:13	21	40	61	-22	12	6	0	3	0	210	10.0									
Mike Sillinger	C	80	20:51	20	23	43	-35	54	8	0	5	0	150	13.3									
Espen Knutsen	C	77	20:14	11	31	42	-28	47	5	2	1	0	102	10.8									
Grant Marshall	RW	81	15:27	15	18	33	-20	86	6	0	4	1	152	9.9									
David Vyborny	RW	75	15:27	13	18	31	-14	6	6	0	2	0	103	12.6									
Deron Quint	D	75	22:00	7	18	25	-34	26	3	0	1	0	169	4.1									
Tyler Wright	C	77	17:12	13	11	24	-40	100	4	0	1	1	120	10.8									
Jaroslav Spacek	D	CBJ TOT	14	23:35	2	3	5	-9	24	1	1	1	0	29	6.9								
	74		17:46	5	13	18	-4	53	1	1	2	0	93	5.4									
Lyle Odelein	D	65	22:11	2	14	16	-28	89	0	0	0	0	76	2.6									
Geoff Sanderson	LW	42	16:49	11	5	16	-15	12	5	0	2	0	112	9.8									
Serge Aubin	LW	71	15:29	8	8	16	-20	32	1	0	1	0	86	9.3									
Rostislav Klesla	D	75	18:52	8	8	16	-6	74	1	0	0	1	102	7.8									
Robert Kron	RW	59	15:58	4	11	15	-14	4	1	0	0	0	92	4.3									
Brett Harkins	C	25	12:38	2	12	14	-5	8	2	0	0	0	9	22.2									
Kevin Dineen	RW	59	10:07	5	8	13	-6	62	0	0	0	0	73	6.8									
Mattias Timander	D	78	19:51	4	7	11	-34	44	1	0	0	0	68	5.9									
Blake Sloan	RW	60	10:55	2	7	9	-18	46	0	0	0	0	49	4.1									
J-L Grand-Pierre	D	81	15:20	2	6	8	-28	90	0	0	0	0	62	3.2									
Jamie Pushor	D	61	17:07	0	6	6	-10	54	0	0	0	0	46	0.0									
Jody Shelley	LW	52	6:31	3	3	6	1	206	0	0	0	0	35	8.6									
Radim Bicanek	D	60	13:31	1	5	6	-15	34	0	0	0	0	43	2.3									
Chris Nielsen	RW	23	10:46	2	3	5	-3	4	0	0	1	0	28	7.1									
Sean Pronger	C	26	11:25	3	1	4	-4	4	0	0	0	0	25	12.0									
Matt Davidson	RW	17	14:33	1	2	3	-11	10	0	0	0	0	18	5.6									
Jamie Heward	D	28	14:04	1	2	3	-9	7	0	0	0	0	38	2.6									
Mathieu Darche	LW	14	9:49	1	1	2	-5	6	0	0	0	0	15	6.7									
Andrej Nedorost	C	7	12:55	0	2	2	-3	2	0	0	0	0	12	0.0									
Jamie Allison	D	CBJ TOT	7	11:23	0	0	0	-4	28	0	0	0	2	0.0									
	44		8:19	0	2	2	-7	52	0	0	0	0	16	0.0									
Derrick Walser	D	2	16:18	1	0	1	-2	0	0	0	0	0	2	50.0									
Martin Spanhel	LW	4	11:11	1	0	1	-2	2	0	0	0	0	6	16.7									
Blake Bellefeuille	C	2	8:21	0	1	1	1	0	0	0	0	0	2	0.0									
Marc Denis	G	42	55:36	0	1	1	0	2	0	0	0	0	0	0.0									
Ron Tugnutt	G	44	56:51	0	1	1	0	0	0	0	0	0	0	0.0									
J-F Labbe	G	3	39:04	0	0	0	0	0	0	0	0	0	0	0.0									
Brad Moran	C	3	7:38	0	0	0	0	0	0	0	0	0	2	0.0									
Duvie Westcott	D	4	15:07	0	0	0	-2	2	0	0	0	0	3	0.0									
David Ling	RW	5	9:47	0	0	0	-1	7	0	0	0	0	5	0.0									
TOTALS			82		164		276		440		1260		50		3	25		3	2233		7.34		
GOALTENDERS			GP		MIN		GAA		W		L		T		EN		SO		GA		SV		SV%
Ron Tugnutt			44		2,502		2.85		12		27		3		4		2		119		1,076		.900
Jean-Francois Labbe			3		117		3.08		1		1		0		0		0		6		62		.912
Marc Denis			42		2,335		3.11		9		24		5		5		1		121		1,076		.899
TOTALS			82		4,979		3.07		22		52		8		9		3		255		2,214		.897

2001-02 SEASON NOTES

- Completed second season in the National Hockey League with a 22-47-8-5 record (57 pts.), finishing fifth in the Central Division, 15th in the Western Conference and 29th in the NHL under head coach Dave King.
- The Blue Jackets sold out all 41 regular season home games at Nationwide Arena (18,136 capacity) during the 2001-02 season, attracting 743,576 fans and averaging 18,136 per game.
- The Jackets went 7-10-4-1 against Eastern Conference opponents in 2001-02. Columbus was especially hard on the Atlantic Division with a 4-0-3-1 mark, including a 3-0-1-0 record vs. teams in metro New York.
- Center Espen Knutsen collected the Jackets' lone hat trick of the season and fourth in franchise history when he scored three goals in a 6-2 win over San Jose on Jan. 24 at Nationwide Arena.
- Knutsen also became the first player to represent the Blue Jackets at the NHL All-Star Game as he was named a replacement for Dallas' Jere Lehtinen. Knutsen netted a goal and garnered two assists while becoming the first Norwegian-born player to participate in the NHL's mid-season classic.
- Left wing Ray Whitney paced the Jackets offense and set a club record by tallying 61 points. Whitney also set team records in shots on goal (210), multi-point games (18), consecutive games with a goal (5), shots in a game (10) and ice time by a forward in a game (26:43).
- Rookie defenseman Rostislav Klesla had an impressive first season in the NHL. He led all Blue Jackets and ranked fourth in the NHL with 175 blocked shots. Klesla also led all rookie defensemen with eight goals in route to being named to the All-Rookie Team.

GM	DATE	OPPONENT	RESULT	RECORD	SCORE	CBJ GOAL SCORERS	W/T GOAL	PP	PK	SF-SA	W-L GOALIE	ATTN.
1	10/4	STL	T	0-0-1-0	3-3	8,4,44	Klesla	0-5	3-5	31-43	Tugnutt/Johnson	18,136
2	10/6	at PHI	T	0-0-2-0	3-3	29p,28,29p	Williams	2-2	4-5	18-40	Tugnutt/Cechmanek	19,459
3	10/8	PHI	T	0-0-3-0	2-2	7,10	Hlavac	0-6	6-6	30-32	Denis/Boucher	18,136
4	10/12	MTL	L	0-1-3-0	1-3	34	Simpson	0-7	1-1	29-18	Theodore/Tugnutt	18,136
5	10/14	at CHI	T	0-1-4-0	2-2	29p,28p	Daze	2-8	5-5	23-30	Denis/Thibault	10,216
6	10/16	at DET	L	0-2-4-0	3-4	44p,28,7	Fedorov	1-3	2-2	22-35	Hasek/Denis	20,058
7	10/19	at BUF	W	1-2-4-0	3-1	10,8,28	Sanderson	0-4	4-4	17-30	Tugnutt/Biron	18,690
8	10/20	COL	L	1-3-4-0	0-5	-	Tanguay	0-7	2-3	24-20	Roy/Tugnutt	18,136
9	10/23	LA	L	1-4-4-0	1-7	20	Murray	0-7	0-4	31-30	Potvin/Tugnutt	18,136
10	10/25	EDM	L	1-5-4-0	2-5	8,37p	Smith	1-7	3-3	30-31	Conklin/Denis	18,136
11	10/27	at SJ	L	1-6-4-0	0-2	-	Ragnarsson	0-5	2-4	16-21	Nabokov/Tugnutt	17,496
12	10/30	at VAN	L	1-7-4-0	1-3	16p	Druken	1-7	6-8	23-36	Cloutier/Tugnutt	14,615
13	11/1	at CGY	L	1-8-4-0	1-2	6	Clark	0-6	4-4	27-25	Turek/Tugnutt	12,501
14	11/2	at EDM	W	2-8-4-0	2-1	41,29	Marshall	0-2	4-4	17-32	Denis/Salo	15,944
15	11/6	VAN	L	2-9-4-0	2-3	21s,12	Morrison	0-7	1-3	28-25	Cloutier/Denis	18,136
16	11/9	EDM	L	2-10-4-0	0-3	-	Smyth	0-5	3-4	23-22	Salo/Tugnutt	18,136
17	11/10	at BOS	W	3-10-4-0	5-1	27,16,19,14,11	Sillinger	0-4	6-7	18-37	Denis/Dafae	14,945
18	11/13	STL	OTW	4-10-4-0	3-2	29,9,14p	Whitney	1-4	2-2	29-27	Denis/Johnson	18,136
19	11/16	ANA	W	5-10-4-0	3-2	14,10,29p	Marshall	1-4	8-8	34-27	Denis/Giguere	18,136
20	11/17	at NSH	L	5-11-4-0	2-3	9p,14	Johnson	1-8	5-5	29-30	Dunham/Tugnutt	14,243
21	11/19	at CAR	L	5-12-4-0	2-5	14,18p	Brind'Amour	1-4	6-6	18-38	Irbe/Denis	12,479
22	11/21	DET	OTL	5-12-4-1	0-1	-	Robitaille	0-4	2-3	38-33	Legace/Tugnutt	18,136
23	11/23	CHI	T	5-12-5-1	2-2	16,29	Marshall	0-3	3-3	23-31	Denis/Thibault	18,136
24	11/25	CGY	W	6-12-5-1	4-3	14,10p,18,16	Sillinger	1-2	3-4	16-32	Tugnutt/Vernon	18,136
25	11/27	PHX	W	7-12-5-1	3-0	22,16,21p	Nielsen	1-6	3-3	25-26	Tugnutt/Burke	18,136
26	11/29	STL	L	7-13-5-1	1-3	9	Demitra	0-6	1-1	15-24	Johnson/Tugnutt	18,136
27	12/1	at STL	L	7-14-5-1	3-4	22,10,28p	Mellanby	1-6	3-3	22-37	Johnson/Denis	17,838
28	12/5	at FLA	L	7-15-5-1	0-2	-	Adams	0-4	2-2	23-29	Luongo/Tugnutt	13,419
29	12/6	at TB	L	7-16-5-1	0-1	-	Modin	0-1	3-3	27-24	Khabibulin/Denis	12,209
30	12/8	COL	L	7-17-5-1	0-2	-	Vrbata	0-1	2-2	26-27	Roy/Tugnutt	18,136
31	12/10	NJ	W	8-17-5-1	3-1	21,9,44	Vyborny	0-0	1-1	23-30	Denis/Brodeur	18,136
32	12/12	at COL	L	8-18-5-1	1-5	16	Podein	0-2	2-3	20-43	Roy/Denis	18,007
33	12/14	at ANA	W	9-18-5-1	3-2	28,37,14	Whitney	0-2	4-4	20-37	Denis/Shields	9,629
34	12/15	at LA	L	9-19-5-1	2-3	14,45	Deadmarsh	0-3	3-5	20-25	Potvin/Tugnutt	16,224
35	12/17	at PHX	L	9-20-5-1	1-4	9	Berezin	0-7	2-2	25-28	Burke/Denis	9,945
36	12/22	DAL	L	9-21-5-1	2-4	10,21	Matvichuk	0-1	3-3	29-30	Belfour/Tugnutt	18,136
37	12/27	at DET	L	9-22-5-1	1-5	16	Robitaille	0-5	1-4	28-33	Legace/Denis	20,058
38	12/29	BUF	T	9-22-6-1	2-2	16p,14p	Barnes	2-5	3-3	27-32	Tugnutt/Biron	18,136
39	12/31	ANA	W	10-22-6-1	3-1	14p,29,11	Marshall	1-4	4-5	35-28	Tugnutt/Giguere	18,136
40	1/3	at STL	L	10-23-6-1	2-4	14p,29	MacInnis	1-3	4-5	11-30	Johnson/Tugnutt	19,244
41	1/6	NSH	W	11-23-6-1	4-3	10,44,16p,10	Aubin	1-2	2-3	30-22	Tugnutt/Dunham	18,136
42	1/9	at WSH	L	11-24-6-1	3-6	9,34,28	Gonchar	0-4	2-3	22-39	Kolzig/Denis	15,095
43	1/10	at CHI	L	11-25-6-1	1-2	9p	Dubinsky	1-3	3-3	21-25	Passmore/Tugnutt	11,945
44	1/12	CHI	W	12-25-6-1	5-4	16p,7p,44,16,29p	Marshall	3-9	3-5	29-36	Tugnutt/Thibault	18,136
45	1/14	at NYR	T	12-25-7-1	2-2	14p,28p	Wright	2-8	2-3	42-30	Denis/Richter	18,200
46	1/16	NYR	W	13-25-7-1	2-0	28,29	Wright	0-4	3-3	24-31	Denis/Blackburn	18,136
47	1/18	MIN	L	13-26-7-1	1-3	21p	Kuba	1-5	5-7	26-27	Fernandez/Tugnutt	18,136
48	1/19	at NSH	L	13-27-7-1	1-2	37	Skrastins	0-5	2-2	19-36	Dunham/Denis	14,671
49	1/21	DAL	L	13-28-7-1	3-5	45,27,42p	Morrow	1-5	3-4	31-34	Turco/Denis	18,136
50	1/24	SJ	W	14-28-7-1	6-2	21p,16p,21p,28,21,16p	Knutson	4-9	5-5	30-22	Tugnutt/Nabokov	18,136
51	1/26	PHX	L	14-29-7-1	2-3	14,11	Doan	0-4	1-1	33-24	Esche/Tugnutt	18,136
52	1/28	at DAL	L	14-30-7-1	2-4	7p,29	Dimaio	1-3	4-4	24-31	Belfour/Denis	18,532
53	1/30	at ANA	L	14-31-7-1	1-3	16p	McDonald	1-2	2-2	26-31	Giguere/Tugnutt	9,498
54	2/4	BOS	L	14-32-7-1	0-8	-	Samsonov	0-3	1-1	30-25	Grahame/Denis	18,136
55	2/6	OTT	L	14-33-7-1	4-6	14,29,21p,4	Hull	1-5	3-4	28-30	Lalime/Tugnutt	18,136
56	2/8	at DET	W	15-33-7-1	3-2	14,7,9	Vyborny	0-3	3-3	25-35	Denis/Legace	20,058
57	2/9	NSH	OTL	15-33-7-2	0-1	-	Arhipov	0-5	5-5	25-24	Vokoun/Denis	18,136
58	2/12	MIN	T	15-33-8-2	3-3	44,8p,7p	Zholtok	2-6	3-5	30-34	Denis/Fernandez	18,136
59	2/26	LA	L	15-34-8-2	1-5	18	Chartrand	0-3	2-4	21-34	Potvin/Denis	18,136
60	2/28	PIT	OTL	15-34-8-3	3-4	44,18,16	Rozsival	0-4	1-1	25-33	Aubin/Tugnutt	18,136
61	3/2	at LA	W	16-34-8-3	2-0	16,29	Sillinger	0-3	5-5	13-30	Tugnutt/Potvin	18,118
62	3/3	at PHX	L	16-35-8-3	1-2	42p	Briere	1-4	2-2	25-23	Burke/Tugnutt	11,564
63	3/6	at COL	L	16-36-8-3	1-4	9p	Reinprecht	1-7	2-3	33-23	Aebischer/Tugnutt	18,007
64	3/8	NYI	W	17-36-8-3	4-2	8,28,8p,37	Sanderson	1-3	4-4	17-41	Tugnutt/Osgood	18,136
65	3/10	at MIN	L	17-37-8-3	0-5	-	Gaborik	0-5	7-8	14-25	Rolason/Tugnutt	18,568
66	3/11	at PIT	W	18-37-8-3	4-2	14,14,16p,16	Sillinger	1-3	3-5	19-36	Labbe/Hedberg	13,422
67	3/14	VAN	L	18-38-8-3	1-5	44	Hlavac	0-2	1-1	27-36	Cloutier/Labbe	18,136
68	3/16	CGY	W	19-38-8-3	3-1	8p,16,14	Sillinger	1-6	2-2	20-43	Tugnutt/Turek	18,136
69	3/20	at MIN	W	20-38-8-3	3-1	9p,14,8p	Whitney	2-5	5-5	22-25	Tugnutt/Fernandez	18,064
70	3/21	DET	OTL	20-38-8-4	2-3	14,3s	Fedorov	0-4	5-5	22-21	Hasek/Denis	18,136
71	3/23	WSH	L	20-39-8-4	2-5	8p,45	Dahlen	1-5	2-2	29-27	Kolzig/Tugnutt	18,136
72	3/25	at CGY	L	20-40-8-4	1-6	9	Conroy	0-6	3-4	33-34	Vernon/Denis	15,211
73	3/26	at EDM	L	20-41-8-4	1-3	9p	Cleary	1-4	3-3	28-28	Markkanen/Tugnutt	16,839
74	3/28	at VAN	OTL	20-41-8-5	3-4	11,8,21	Cassels	0-3	5-5	20-39	Cloutier/Denis	17,849
75	3/30	at SJ	L	20-42-8-5	2-10	8,32	Damphousse	0-3	0-3	34-31	Kiprusoff/Denis	17,496
76	4/1	at DAL	L	20-43-8-5	1-3	28	Arnott	0-2	1-3	18-21	Turco/Denis	18,532
77	4/4	NSH	W	21-43-8-5	2-1	12,7	Quint	0-4	7-7	23-21	Tugnutt/Vokoun	18,136
78	4/6	at MTL	L	21-44-8-5	1-4	16	Perreault	0-3	3-4	20-24	Theodore/Denis	21,213
79	4/8	at TOR	L	21-45-8-5	1-4	21s	Lumme	0-3	5-5	30-34	Schwab/Tugnutt	19,307
80	4/10	SJ	L	21-46-8-5	3-5	14p,9p,12	Marleau	2-5	2-4	29-33	Nabokov/Denis	18,136
81	4/12	ATL	OTW	22-46-8-5	5-4	28p,23,11,29p,3p	Spacek	3-4	3-3	31-31	Denis/Hnilicka	18,136
82	4/14	at CHI	L	22-47-8-5	0-2	-	Daze	0-3	3-3	28-32	Thibault/Denis	18,099

2000-01 FINAL STATISTICS

PLAYER	POS	GP	TOI	G	A	PTS	+/-	PIM	PP	SH	GW	GT	S	S%
Geoff Sanderson	LW	68	16:37	30	26	56	4	46	9	0	7	0	199	15.1
Espen Knutsen	C	66	15:58	11	42	53	-3	30	2	0	0	0	62	17.7
Steve Heinze	RW	65	18:49	22	20	42	-19	38	14	0	3	0	125	17.6
Ray Whitney	LW	CBJ TOT	3	20:16	0	3	-1	2	0	0	0	0	3	0.0
			46	17:51	10	24	-17	30	5	0	0	0	120	8.3
Tyler Wright	C	76	17:40	16	16	32	-9	140	4	1	2	1	141	11.3
David Vyborny	RW	79	15:25	13	19	32	-9	22	5	0	1	0	125	10.4
Serge Aubin	C	81	16:20	13	17	30	-20	107	0	0	2	1	110	11.8
Jamie Heward	D	69	14:21	11	16	27	3	33	9	0	1	0	108	10.2
Deron Quint	D	57	24:05	7	16	23	-19	16	3	0	0	0	148	4.7
Bruce Gardiner	RW	73	14:36	7	15	22	-1	78	0	0	1	0	60	11.7
Kevyn Adams	C	66	15:19	8	12	20	-4	52	0	0	1	0	84	9.5
Robert Kron	RW	59	17:07	8	11	19	4	10	0	1	1	0	134	6.0
Alexander Selivanov	LW	59	14:05	8	11	19	-11	38	5	0	2	0	104	7.7
Lyle Odelein	D	81	21:31	3	14	17	-16	118	1	0	0	0	104	2.9
Petteri Nummelin	D	61	17:13	4	12	16	-11	10	2	0	0	0	99	4.0
Kevin Dineen	RW	66	10:37	8	7	15	2	126	0	0	3	0	74	10.8
Jamie Pushor	D	75	20:48	3	10	13	7	94	0	1	0	0	64	4.7
Mattias Timander	D	76	21:02	2	9	11	-8	24	0	0	1	0	68	2.9
Chris Nielsen	C	29	10:30	4	5	9	4	4	0	0	1	1	36	11.1
Frantisek Kucera	D	48	17:42	2	5	7	-5	12	0	0	0	0	51	3.9
Mike Maneluk	RW	39	11:44	5	1	6	-11	33	2	0	2	0	31	16.1
Blake Sloan	RW	CBJ TOT	14	13:19	1	0	1	-2	13	0	0	0	16	6.3
			47	10:56	3	2	5	-4	17	0	1	0	45	6.7
J-L Grand-Pierre	D	64	12:50	1	4	5	-6	73	0	0	0	0	33	3.0
Jan Caloun	RW	11	12:39	0	3	3	-8	2	0	0	0	0	14	0.0
Steve Maltais	LW	26	11:57	0	3	3	-9	12	0	0	0	0	30	0.0
Rostislav Klesla	D	8	18:24	2	0	2	-1	6	0	0	0	0	10	20.0
Radim Bicanek	D	9	17:07	0	2	2	1	6	0	0	0	0	11	0.0
Bill Bowler	C	9	9:44	0	2	2	-3	8	0	0	0	0	3	0.0
Krzysztof Oliwa	LW	10	5:17	0	2	2	1	34	0	0	0	0	5	0.0
Martin Spanhel	LW	6	12:29	1	0	1	-1	2	0	0	0	0	8	12.5
Ron Tugnutt	G	53	59:02	0	1	1	0	2	0	0	0	0	0	0.0
Ted Drury	C	1	14:44	0	0	0	-3	0	0	0	0	0	3	0.0
Jody Shelley	LW	1	1:33	0	0	0	0	10	0	0	0	0	0	0.0
Sean Selmser	LW	1	11:03	0	0	0	0	5	0	0	0	0	2	0.0
Michael Gaul	D	2	13:17	0	0	0	0	4	0	0	0	0	3	0.0
Kevin Dahl	D	4	10:33	0	0	0	1	2	0	0	0	0	3	0.0
Matt Davidson	RW	5	7:14	0	0	0	2	0	0	0	0	0	2	0.0
Mathieu Darche	LW	9	10:07	0	0	0	-4	0	0	0	0	0	9	0.0
Marc Denis	G	32	57:11	0	0	0	0	2	0	0	0	0	0	0.0
TOTALS		82		190	304	494		1234	56	3	28	3	2082	9.1

GOALTENDERS	GP	MIN	GAA	W	L	T	EN	SO	GA	SV	SV%
Ron Tugnutt	53	3,129	2.44	22	25	5	5	4	127	1,528	.917
Marc Denis	32	1,830	3.25	6	20	4	2	0	99	940	.895
TOTALS	82	4,988	2.80	28	45	9	7	4	226	2,475	.914

2000-01 SEASON NOTES

- Posted a 28-39-9-6 record (71 pts.), under head coach Dave King, to become just the third expansion team to surpass 70 points, excluding the original expansion class of 1967-68 when the league doubled from six to 12 teams.
- The Blue Jackets were a .500 team over the final 55 games, going 21-21-8-5. Beginning with a 3-0 win over Minnesota on Jan. 15, the Blue Jackets earned at least a point in 24 of their last 37 games to post a 15-13-5-4 record (.527 winning percentage).
- With consecutive wins over San Jose (Nov. 9, 5-2), Phoenix (Nov. 11, 2-1), Dallas (Nov. 14, 3-2) and at Nashville (Nov. 16, 5-1), the Blue Jackets tied the NHL record for consecutive wins by an expansion team.
- The Blue Jackets went 4-0-2-2 in a stretch of eight games from Jan. 15 to Feb. 6 to register the second-best point-earned streak in NHL expansion history. Only Florida's nine-game streak was better as the Panthers went 5-0-4 from Jan. 15-30, 1994.
- Goaltender Ron Tugnutt went 22-25-5 with a 2.44 GAA and .917 SV% in 53 games and set an NHL record for the most wins by a goaltender on an expansion team. In addition, his four shutouts ranked fifth all-time among goaltenders on an expansion team and were the most by a netminder on a first-year club since 1967-68.
- Despite missing the season's final 13 games due to a knee injury, left wing Geoff Sanderson became just the third player to score 30 goals with his expansion team since 1991-92. He tallied 30-26-56 in 68 games, including the first hat trick in Blue Jackets history vs. Nashville on February 10, 2001.
- Center Espen Knutsen set a club record for points and assists in a game with five assists vs. Calgary on March 24 and set a club record by collecting a point in seven-straight games from Feb. 17 to Mar. 1 (3-7-10).
- Right wing David Vyborny became the first player in NHL history to score on more than one penalty shot as a rookie when he beat Chicago's Rob Tallas on Oct. 15 and Nashville's Tomas Vokoun at home on Mar. 19. He was also the only player in the NHL to score twice on penalty shots during the 2000-01 season.

GM	DATE	OPPONENT	RESULT	RECORD	SCORE	CBJ GOAL SCORERS	W/T GOAL	PP	PK	SF-SA	W-L GOALIE	ATTN.
1	10/7	CHI	L	0-1-0-0	3-5	25,9,57	Von Arx	0-6	3-4	21-25	Thibault/Tugnut	18,136
2	10/9	LA	L	0-2-0-0	1-7	28p	Schneider	1-6	5-7	28-39	Storr/Denis	18,136
3	10/12	at CGY	W	1-2-0-0	3-2	44,42,42	Adams	0-5	5-6	27-21	Tugnut/Vernon	15,706
4	10/14	at COL	L	1-3-0-0	1-3	9p	Klemm	1-2	6-8	15-33	Roy/Denis	18,007
5	10/15	at CHI	L	1-4-0-0	1-2	9ps	Amonte	0-2	6-7	16-31	Tallas/Tugnut	11,780
6	10/18	COL	L	1-5-0-0	1-5	28	Forsberg	0-4	5-7	21-41	Aebischer/Denis	16,576
7	10/21	at PIT	L	1-6-0-0	2-5	8,9p	Lang	1-8	4-7	37-36	Aubin/Tugnut	14,239
8	10/22	DET	OTL	1-6-0-1	1-2	57	Maltby	0-4	3-3	47-36	Osgood/Tugnut	18,136
9	10/25	SJ	L	1-7-0-1	1-3	44	Marleau	0-11	5-5	36-22	Nabokov/Tugnut	15,211
10	10/27	WSH	W	2-7-0-1	3-1	11,6p,57	Heward	1-9	6-7	19-33	Denis/Kolzig	16,128
11	10/28	at DET	L	2-8-0-1	1-4	5	Lapointe	0-4	4-5	15-36	Osgood/Tugnut	19,995
12	10/31	LA	W	3-8-0-1	4-1	10,8,6p,10	Sanderson	1-4	5-6	31-46	Tugnut/Storr	15,025
13	11/1	at DAL	L	3-9-0-1	0-4	-	Donato	0-1	2-2	14-29	Belfour/Denis	17,001
14	11/4	at OTT	T	3-9-1-1	2-2	8p,42	McEachern	1-2	5-5	18-27	Tugnut/Hurme	16,401
15	11/5	EDM	L	3-10-1-1	2-4	11,8	Smyth	0-6	5-8	29-30	Salo/Tugnut	16,041
16	11/9	SJ	W	4-10-1-1	5-2	8p,10,11,28,34	Dineen	1-5	3-4	31-31	Tugnut/Shields	15,310
17	11/11	PHX	W	5-10-1-1	2-1	9,57p	Heinze	1-4	2-2	35-25	Tugnut/Burke	18,136
18	11/14	DAL	W	6-10-1-1	3-2	3,57p,57p	Heinze	2-4	3-3	30-28	Tugnut/Belfour	15,732
19	11/16	at NSH	W	7-10-1-1	5-1	8,11,42,21,28	Dineen	0-3	3-3	27-31	Tugnut/Vokoun	14,143
20	11/17	FLA	L	7-11-1-1	0-3	-	Barrie	0-4	3-3	30-21	Kidd/Tugnut	17,615
21	11/19	VAN	L	7-12-1-1	1-6	5s	Naslund	0-4	3-4	29-39	Essensa/Denis	16,362
22	11/22	at COL	L	7-13-1-1	2-5	4,21	Nieminen	0-4	2-2	27-26	Roy/Tugnut	18,007
23	11/24	at DAL	L	7-14-1-1	0-3	-	Langenbrunner	0-1	3-4	23-25	Belfour/Denis	17,001
24	11/25	DAL	L	7-15-1-1	2-4	3,18	Lehtinen	0-3	5-7	21-24	Turco/Tugnut	18,136
25	11/29	PHI	L	7-16-1-1	3-4	28,10,33p	Recchi	1-2	2-2	26-31	Boucher/Tugnut	17,011
26	12/2	ATL	L	7-17-1-1	1-2	8	Guolla	0-2	3-3	29-26	Hnilicka/Denis	17,295
27	12/3	at CHI	L	7-18-1-1	0-5	-	Herperger	0-7	2-3	29-23	Thibault/Denis	12,065
28	12/6	ANA	W	8-18-1-1	5-2	8,57p,29p,6p,57p	Selivanov	4-8	3-3	22-38	Denis/Hebert	15,648
29	12/8	BOS	OTW	9-18-1-1	3-2	33,28,8	Sanderson	0-2	3-4	34-28	Denis/Skudra	18,136
30	12/10	at PHX	T	9-18-2-1	1-1	57p	Lumme	1-6	4-4	30-40	Denis/Burke	12,668
31	12/13	at ANA	OTL	9-18-2-2	4-5	29p,21p,8,28	Havelid	2-3	3-5	22-30	Hebert/Denis	11,630
32	12/14	at SJ	L	9-19-2-2	1-2	8	Matteau	0-5	3-4	21-29	Nabokov/Tugnut	17,387
33	12/16	at VAN	L	9-20-2-2	3-4	25,22,6p	Bertuzzi	1-6	2-3	27-26	Potvin/Tugnut	15,297
34	12/18	at MTL	W	10-20-2-2	2-0	22,42	Nielsen	0-4	6-6	16-27	Tugnut/Hackett	18,449
35	12/21	OTT	T	10-20-3-2	3-3	8,6p,10	Aubin	1-9	3-6	34-26	Tugnut/Hurme	18,136
36	12/23	at NYI	W	11-20-3-2	7-5	21p,11,8p,57p,10,8,10	Sanderson	3-5	1-3	28-27	Tugnut/Vanbiesbrouck	10,578
37	12/26	at STL	L	11-21-3-2	0-5	-	Young	0-5	4-6	24-31	Johnson/Tugnut	18,875
38	12/27	at NJ	T	11-21-4-2	2-2	21,42	Arnott	0-2	3-5	21-44	Denis/Brodeur	16,003
39	12/29	CAR	W	12-21-4-2	3-1	4p,15p,15	Maneluk	2-9	4-4	23-32	Denis/Irbe	18,136
40	12/31	NJ	L	12-22-4-2	3-6	10,29,9	Nemchinov	0-6	2-4	18-31	Brodeur/Denis	18,136
41	1/3	EDM	W	13-22-4-2	5-2	57,9,11,15p,10	Dineen	1-2	2-2	23-32	Denis/Salo	15,217
42	1/6	at VAN	L	13-23-4-2	3-4	57,8,22	Schaefer	0-3	2-3	25-17	Potvin/Denis	18,011
43	1/7	at EDM	L	13-24-4-2	2-4	21,6	Smyth	0-4	2-3	19-23	Salo/Denis	14,186
44	1/10	COL	L	13-25-4-2	2-4	8p,25	Deadmarsh	1-2	2-4	21-14	Roy/Denis	18,136
45	1/12	CHI	L	13-26-4-2	1-3	57	McAmmond	0-2	4-4	24-26	Thibault/Tugnut	18,136
46	1/15	MIN	W	14-26-4-2	3-0	8p,28,8	Sanderson	1-5	3-3	30-31	Tugnut/Fernandez	17,154
47	1/17	at MIN	OTL	14-26-4-3	2-3	29,8	O'Donnell	0-4	4-5	26-33	Fernandez/Tugnut	18,064
48	1/21	TB	W	15-26-4-3	3-1	8p,9,10	Vyborny	1-5	5-5	30-27	Tugnut/Weekes	17,652
49	1/23	at BUF	W	16-26-4-3	2-1	10,10	Aubin	0-2	2-2	18-23	Tugnut/Hasek	17,803
50	1/27	ANA	W	17-26-4-3	2-1	8,8p	Sanderson	1-5	5-5	21-28	Tugnut/Giguere	18,136
51	1/31	DET	OTL	17-26-4-4	2-3	21,57p	Yzerman	1-4	6-7	28-30	Osgood/Tugnut	18,136
52	2/1	at STL	T	17-26-5-4	2-2	28,8	Turgeon	0-2	4-4	16-30	Denis/Turek	19,560
53	2/6	STL	T	17-26-6-4	2-2	57p,18	Young	1-6	3-3	26-41	Tugnut/Johnson	18,136
54	2/8	at NSH	L	17-27-6-4	1-3	25	Johnson	0-6	3-5	29-36	Dunham/Denis	16,411
55	2/10	NSH	W	18-27-6-4	3-2	8p,8,8	Sanderson	1-3	4-4	28-27	Tugnut/Dunham	18,136
56	2/12	NYR	L	18-28-6-4	3-4	29p,42,57	Hlavac	2-4	5-5	40-24	Richter/Tugnut	18,136
57	2/14	at TOR	T	18-28-7-4	2-2	18,28	Wright	0-4	5-6	24-29	Tugnut/Healy	19,310
58	2/16	at DET	L	18-29-7-4	2-4	7p,57p	Kozlov	2-4	4-5	18-39	Osgood/Denis	19,995
59	2/17	PIT	OTL	18-29-7-5	2-3	18,11	Kovalev	0-4	4-4	34-27	Aubin/Tugnut	18,136
60	2/20	at SJ	OTL	18-29-7-6	2-3	57p,18	Sturm	1-2	6-7	22-43	Nabokov/Tugnut	17,496
61	2/21	at PHX	L	18-30-7-6	2-3	5,18	Letowski	0-6	1-2	33-33	Burke/Denis	16,210
62	2/24	at LA	L	18-31-7-6	1-3	21	Smolinski	0-5	2-2	17-32	Potvin/Tugnut	18,118
63	2/25	at ANA	W	19-31-7-6	5-2	21,8,57p,21,42	Heinze	1-3	2-3	19-25	Tugnut/Giguere	12,308
64	2/28	PHX	W	20-31-7-6	5-2	57p,9,10,7,37	Aubin	1-9	4-5	34-27	Denis/Burke	18,136
65	3/1	at NSH	W	21-31-7-6	5-2	8,57,8,57,33	Sanderson	0-3	5-7	33-29	Tugnut/Dunham	14,186
66	3/7	at CAR	L	21-32-7-6	1-2	29	Brind'Amour	0-2	1-2	17-26	Irbe/Tugnut	9,067
67	3/9	at FLA	OTW	22-32-7-6	7-6	8p,7,9,7,7,25,18s	Kron	1-9	5-5	34-29	Tugnut/Kidd	13,358
68	3/10	at TB	L	22-33-7-6	1-4	21	St. Louis	0-7	4-7	22-33	Weekes/Denis	17,111
69	3/14	CGY	W	23-33-7-6	3-0	37,28p,6p	Timander	2-6	3-3	23-30	Tugnut/Brathwaite	18,136
70	3/16	at ATL	W	24-33-7-6	3-0	28,28p,28s	Wright	1-6	7-7	27-34	Tugnut/Maracle	14,131
71	3/17	NYI	T	24-33-8-6	3-3	20,11,18	Muckalt	0-10	4-5	32-25	Denis/Terreri	18,136
72	3/19	NSH	L	24-34-8-6	1-2	9ps	Ronning	1-5	6-7	19-26	Vokoun/Tugnut	18,136
73	3/21	VAN	T	24-34-9-6	1-1	22	Nielsen	0-6	1-2	33-34	Tugnut/Cloutier	18,136
74	3/24	CGY	W	25-34-9-6	6-4	6p,9p,6,7p,29p,25	Selivanov	4-8	4-4	23-29	Tugnut/Vernon	18,136
75	3/26	at EDM	L	25-35-9-6	2-4	9p,4	Cleary	1-1	3-5	21-29	Salo/Denis	16,563
76	3/27	at CGY	L	25-36-9-6	0-3	-	Iginla	0-2	2-3	19-29	Brathwaite/Tugnut	16,455
77	3/29	at LA	L	25-37-9-6	0-3	-	Palffy	0-3	3-3	27-31	Potvin/Denis	15,582
78	4/1	STL	W	26-37-9-6	2-1	33p,25	Gardiner	1-8	3-4	17-30	Tugnut/Turek	18,136
79	4/3	DET	W	27-37-9-6	2-1	29p,15	Maneluk	1-5	2-2	25-36	Tugnut/Osgood	18,136
80	4/5	at STL	L	27-38-9-6	1-4	6p	Young	1-3	6-7	27-40	Turek/Denis	18,381
81	4/6	at MIN	L	27-39-9-6	2-3	15,28p	Hendrickson	1-6	3-3	19-32	McLennan/Tugnut	18,568
82	4/8	CHI	OTW	28-39-9-6	4-3	27,6p,7p,28	Wright	2-8	3-5	28-32	Tugnut/Passmore	18,136

The official web site of the Columbus Blue Jackets, BlueJackets.com, is the ULTIMATE source for all things Blue Jackets. The home for everything Blue Jackets, BlueJackets.com offers fans a comprehensive menu of feature stories, video and audio content, player bios, updated statistics, blogs, an on-line store, the most up to date news about the Jackets, the NHL and much more.

The screenshot shows the BlueJackets.com website interface. At the top, there's a navigation bar with links for TICKETS, TEAM, SCHEDULE, STATS, NEWS, MULTIMEDIA, FAN ZONE, SOCIAL, COMMUNITY, and SHOP. A search bar is also present. The main content area features a large banner for "2014-15 SEASON TICKETS ★ BUY NOW!" with a "CLICK HERE!" button. Below this, there's a section for "2014 TRAINING CAMP: DAY 5" with a "LIVE BLOG: DAY 5" link and a "PHOTO GALLERY" link. To the right, there's a "NEXT GAME VS. PENGUINS" section showing the game on Tuesday, 09/23/2014 at 7:00 PM. Below this, there's an "UPCOMING GAMES" section. At the bottom, there's a "JACKETS TV PRES. BY" section with a "SEAT VIEWER" link. A large image of a player's face in a helmet is on the left side of the page.

JACKETS TV

Jackets TV offers fans exclusive content including: off-ice player features, insider interviews with players, coaches, team management and broadcasters, extensive game day coverage, game highlights, live press conferences and more. If it is happening with the Blue Jackets, it is happening on Jackets TV.

EXTENSIVE GAME DAY COVERAGE

On game days, there is no better place for coverage before and after the action on the ice. Before the game, fans can read team game notes and BlueJackets.com's exclusive game preview, as well as watch team broadcasters' pre-game analysis that includes interviews with players and coaches. During the game, fans can listen or watch the game (NHL Center Ice subscribers) live, while keeping track of real time game statistics and scoring throughout. After the final horn sounds, Jackets TV goes into the dressing room for player reaction and carries Head Coach Todd Richards' post-game press conference after each home game.

LATEST BLUE JACKETS NEWS

Fans and media who log on to BlueJackets.com will also find all team press releases and announcements, as well as feature stories on players and prospects in the minor pro, major junior and college ranks, exclusive blogs, promotions, ticket and schedule information, as well as the latest news from around the NHL and world of hockey.

SOCIAL MEDIA PLATFORMS

Stay connected to the Blue Jackets, receive exclusive offers and enter special contests to win tickets, autographed merchandise and more through the team's official pages on Facebook, Twitter and YouTube. Visit the Social Media page on BlueJackets.com to learn more or follow us on:



facebook.com/
ColumbusBlueJackets



twitter.com/
BlueJacketsNHL



instagram/
BlueJacketsNHL



★ **COLUMBUS BLUE JACKETS** ★
PLAYOFFS



2014 PLAYOFF STATISTICS

PLAYER STATISTICS

PLAYERS	Pos	GP	G	A	P	+/-	PIM	PP	SH	GW	S	S%	TOI/G
Jack Johnson	D	6	3	4	7	-1	4	1	0	0	14	21.4	29:20
Ryan Johansen	C	6	2	4	6	-2	4	2	0	0	18	11.1	19:02
Brandon Dubinsky	C	6	1	5	6	-1	6	0	0	0	23	4.3	20:42
Boone Jenner	C	6	3	2	5	-4	4	2	0	0	16	18.8	17:14
Matt Calvert	L	6	2	2	4	2	4	0	1	1	13	15.4	17:35
David Savard	D	6	0	4	4	2	4	0	0	0	8	0	23:19
Artem Anisimov	C	6	1	2	3	-2	4	1	0	0	16	6.3	17:28
Cam Atkinson	R	6	1	2	3	1	0	0	0	0	13	7.7	16:45
Nick Foligno	L	4	2	0	2	0	4	0	0	1	3	66.7	14:56
Mark Letestu	C	6	1	1	2	-2	0	1	0	0	16	6.3	16:51
Fedor Tyutin	D	4	1	1	2	0	4	0	1	0	1	100	14:55
James Wisniewski	D	6	0	2	2	-7	10	0	0	0	12	0	24:45
Derek MacKenzie	C	6	1	0	1	-1	2	0	1	0	6	16.7	13:48
Ryan Murray	D	5	0	1	1	-1	0	0	0	0	9	0	22:43
Jack Skille	R	6	0	1	1	-2	0	0	0	0	8	0	11:00
R.J. Umberger	C	4	0	1	1	-2	2	0	0	0	3	0	12:47
Nikita Nikitin	D	5	0	0	0	0	0	0	0	0	8	0	16:20
Blake Comeau	L	6	0	0	0	-2	10	0	0	0	7	0	11:50
Dalton Prout	D	2	0	0	0	0	2	0	0	0	1	0	13:11
Nick Schultz	D	2	0	0	0	-1	0	0	0	0	0	0	9:44
Jared Boll	R	2	0	0	0	0	0	0	0	0	0	0	6:34
Corey Topp	R	2	0	0	0	0	0	0	0	0	1	0	6:10
TOTALS		6	18	32	50	-23	64	7	3	2	196	10.9	

GOALTENDERS	GP	W	L	SA	GA	GAA	SV	SV%	SO	A	PIM	TOI
Sergei Bobrovsky	6	2	4	218	20	3.17	198	.908	0	0	0	377:36
TOTALS	6	2	4	218	20	3.17	198	.908	0	0	0	377:36

GAME-BY-GAME

Gm	Date	Opponent	Dec	Record	Score	CBJ Goals	GWG	PP	PK	SF-SA	Goaltenders	ATT
1	4/16/14	at Pittsburgh	L	0-1	3-4	7,55p,24s	Sutter	1-4	1-3	34-32	Fleury/Bobrovsky	18,646
2	4/19/14	at Pittsburgh	W	1-1	4-3 (20T)	19p,11s,7p,11	Calvert	2-6	7-8	45-42	Bobrovsky/Fleury	18,619
3	4/21/14	vs. Pittsburgh	L	1-2	3-4	38,7,13	Jokinen	0-4	6-6	20-41	Fleury/Bobrovsky	19,148+
4	4/23/14	vs. Pittsburgh	W	2-2	4-3 (OT)	38p,19p,17,71	Foligno	2-6	3-4	46-25	Bobrovsky/Fleury	18,970+
5	4/26/14	at Pittsburgh	L	2-3	1-3	38p	Jokinen	1-2	3-4	24-51	Fleury/Bobrovsky	18,618
6	4/28/14	vs. Pittsburgh	L	2-4	3-4	51s,42p,71	Malkin	1-5	3-4	27-28	Fleury/Bobrovsky	19,189+

TEAM TOTALS

Scoring by Period	1st	2nd	3rd	OT	TOTAL
Pittsburgh	9	6	6	0	21
Columbus	7	3	6	2	18

Shots by Period	1st	2nd	3rd	OT	TOTAL
Pittsburgh	85	62	59	13	219
Columbus	54	71	52	19	196

Power Plays	Penalty Killing	Penalty Minutes
Pittsburgh 6-of-29	Pittsburgh 20-of-27	Pittsburgh 28-58
Columbus 7-of-27	Columbus 23-of-29	Columbus 32-64

PLAYER STATISTICS

PLAYERS	Pos	GP	G	A	P	+/-	PIM	PP	SH	GW	S	S%	TOI/G
R.J. Umberger	C	4	3	0	3	0	0	2	0	0	9	33.3	16:21
Rick Nash	LW	4	1	2	3	-4	2	0	0	0	13	7.7	20:51
Kristian Huselius	LW	4	1	1	2	-4	4	1	0	0	11	9.1	17:52
Kris Russell	D	4	1	1	2	0	2	0	0	0	5	20	16:40
Raffi Torres	LW	4	0	2	2	-3	2	0	0	0	4	0	12:03
Fredrik Modin	LW	4	1	0	1	-2	0	0	0	0	4	25	13:06
Aaron Rome	D	1	0	1	1	2	0	0	0	0	2	0	15:24
Jakub Voracek	R	4	0	1	1	0	8	0	0	0	12	0	12:06
Jason Williams	C	4	0	1	1	-2	2	0	0	0	5	0	14:11
Rostislav Klesla	D	4	0	1	1	0	0	0	0	0	3	0	21:21
Jason Chimera	LW	4	0	1	1	0	2	0	0	0	11	0	13:21
Antoine Vermette	C	4	0	0	0	-4	10	0	0	0	6	0	16:46
Derek Dorsett	RW	3	0	0	0	-1	2	0	0	0	7	0	9:11
Jared Boll	RW	1	0	0	0	-2	0	0	0	0	1	0	5:17
Marc Methot	D	4	0	0	0	-3	2	0	0	0	1	0	16:15
Jan Hejda	D	3	0	0	0	-5	2	0	0	0	1	0	16:53
Manny Malhotra	C	4	0	0	0	-2	0	0	0	0	4	0	17:53
Mike Commodore	D	4	0	0	0	-7	18	0	0	0	4	0	21:32
Fedor Tyutin	D	4	0	0	0	0	0	0	0	0	3	0	23:15
Michael Peca	C	4	0	0	0	1	2	0	0	0	4	0	12:39
TOTALS		4	7	11	18		58	3	0	0	110	6.3	
GOALTENDERS		GP	W	L	SA	GA	GAA	SV	SV%	SO	A	PIM	TOI
Steve Mason		4	0	4	139	17	4.27	122	.878	0	1	0	239:20
TOTALS		4	0	4	139	17	4.27	122	.878	0	1	0	239:20

GAME-BY-GAME

Gm	Date	Opponent	Dec	Record	Score	CBJ Goals	GWG	PP	PK	SF-SA	Goaltenders	ATT
1	4/16/09	at Detroit	L	0-1	1-4	18	Ericsson	0-5	3-4	21-34	Osgood/Mason	20,066
2	4/18/09	at Detroit	L	0-2	0-4	-	Rafalski	0-2	7-10	25-39	Osgood/Mason	20,066
3	4/21/09	Detroit	L	0-3	1-4	18	Cleary	1-4	2-2	32-26	Osgood/Mason	19,219+
4	4/23/09	Detroit	L	0-4	5-6	20, 61, 18, 10, 33	Franzen	2-2	3-6	32-41	Osgood/Mason	18,889+

TEAM TOTALS

Scoring by Period	1st	2nd	3rd	OT	TOTAL
Detroit	6	8	4	-	18
Columbus	1	5	1	-	7

Shots by Period	1st	2nd	3rd	OT	TOTAL
Detroit	52	51	37	-	140
Columbus	39	34	37	-	110

Power Plays	Penalty Killing	Penalty Minutes
Detroit 7-of-22	Detroit 10-of-13	Detroit 15-32
Columbus 3-of-13	Columbus 15-of-22	Columbus 26-60

ALL-TIME PLAYOFF STATISTICS

CBJ TOTALS

Games Played:	10	Goals:	25	Penalty Minutes:	124	Overtime Wins, Road:	1
Wins:	2	Goals, Home:	16	Power Play Goals:	10	Overtime Losses:	0
Wins, Home:	1	Goals, Road:	9	Shorthanded Goals:	3	Overtime Losses, Home:	0
Wins, Road:	1	Goals Against:	39	Overtime Games:	2	Overtime Losses, Road:	0
Losses:	8	Goals Against, Home:	21	Overtime Wins:	2	Shutouts For:	0
Losses, Home:	4	Goals Against, Road:	19	Overtime Wins, Home:	1	Shutouts Against:	1
Losses, Road:	4						

ATTENDANCE

Year	GP	Total Attendance	Average	Capacity	% of Capacity	Sellouts
2008-09	2	38,108	19,054	18,144	105.0 pct.	2
2013-14	3	57,307	19,102	18,144	105.2 pct.	3

INDIVIDUAL LEADERS BY SEASON

GAMES PLAYED

2008-09	16 players tied	4
2013-14	13 players tied with	6

POINTS

2008-09	Rick Nash	3
	R.J. Umberger	3
2013-14	Jack Johnson	7

GOALS

2008-09	R.J. Umberger	3
2013-14	Jack Johnson	3
	Boone Jenner	

ASSISTS

2008-09	Rick Nash	2
	Raffi Torres	2
2013-14	Brandon Dubinsky	5

PLUS/MINUS RATING

2008-09	Aaron Rome	2
2013-14	Matt Calvert	2
	David Savard	2

PENALTY MINUTES

2008-09	Mike Commodore	18
2013-14	James Wisniewski	10
	Blake Comeau	10

POWER PLAY GOALS

2008-09	R.J. Umberger	2
2013-14	Ryan Johansen	2
	Boone Jenner	2

SHORTHANDED GOALS

2008-09	-----	0
2013-14	Matt Calvert	1
	Fedor Tyutin	1
	Derek MacKenzie	1

GAME-WINNING GOALS

2008-09	-----	0
2013-14	Matt Calvert	1
	Nick Foligno	1

SHOTS ON GOAL

2008-09	Rick Nash	13
2013-14	Brandon Dubinsky	23

SHOOTING PERCENTAGE

2008-09	R.J. Umberger	33.3
2013-14	Jack Johnson	21.4

FACE-OFF WINNING PERCENTAGE

2008-09	Manny Malhotra	58.1
2013-14	Mark Letestu	57.4

POINTS BY DEFENSEMAN

2008-09	Kris Russell	2
2013-14	Jack Johnson	7

GOALS BY DEFENSEMAN

2008-09	Kris Russell	1
2013-14	Jack Johnson	3

HAT TRICKS

2008-09		0
2013-14		0

MULTI-POINT GAMES

2008-09	Kristian Huselius	1
	Rick Nash	1
	Kris Russell	1
	Raffi Torres	1
2013-14	Jack Johnson	2
	Brandon Dubinsky	2
	Ryan Johansen	2

MULTI-GOAL GAMES

2008-09		0
2013-14	Matt Calvert	1

ICE TIME - ALL PLAYERS

2008-09	Fedor Tyutin	23:15
2013-14	Jack Johnson	29:20

ICE TIME - FORWARDS

2008-09	Rick Nash	20:51
2013-14	Brandon Dubinsky	20:42

GOALTENDING

GAMES PLAYED

2008-09	Steve Mason	4
2013-14	Sergei Bobrovsky	6

MINUTES PLAYED

2008-09	Steve Mason	239
2013-14	Sergei Bobrovsky	378

GOALS-AGAINST AVERAGE

2008-09	Steve Mason	4.27
2013-14	Sergei Bobrovsky	3.17

SAVE PERCENTAGE

2008-09	Steve Mason	.878
2013-14	Sergei Bobrovsky	.908

WINS

2008-09		0
2013-14	Sergei Bobrovsky	2

LOSSES

2008-09	Steve Mason	4
2013-14	Sergei Bobrovsky	4

DECISIONS

2008-09	Steve Mason	4
2013-14	Sergei Bobrovsky	6

SHUTOUTS

2008-09		0
2013-14		0

ASSISTS

2008-09	Steve Mason	1
2013-14		0

PENALTY MINUTES

2008-09		0
2013-14		0

STREAKS

Longest Winning

Overall 1 - 4/19/14 & 4/23/19
Home 1 - 4/23/14
Road 1 - 4/19/14

Longest Losing

Overall 5 - 4/16/09-4/16/14
Home 3 - 4/21/09-4/21/14
Road 3 - 4/16/09-4/16/14

SINGLE GAME RECORDS

GOALS

Most Goals Scored

Overall 5 - 4/23/09 vs. Detroit (5-6 L)
Home 5 - 4/23/09 vs. Detroit (5-6 L)
Road 4 - 4/19/14 at Pittsburgh (4-3 W)

Most Goals Against

Overall 6 - 4/23/09 vs. Detroit (5-6 L)
Home 6 - 4/23/09 vs. Detroit (5-6 L)
Road 4 - 4x, most recent 4/16/14 at Pittsburgh

Most Goals Both Teams

Overall 11 - 4/23/09 vs. Detroit (5-6 L)
Home 11 - 4/23/09 vs. Detroit (5-6 L)
Road 7 - 2x, most recent 4/19/14 at Pittsburgh (4-3 W)

Largest Margin of Victory

Overall 1 - 4/19/14 at Pittsburgh
& 4/23/19 at Pittsburgh
Home 1 - 4/23/14 vs. Pittsburgh
Road 1 - 4/19/14 at Pittsburgh

Largest Margin of Defeat

Overall 4 - 4/18/09 at DET (0-4)
Home 3 - 4/21/09 vs. DET (1-4)
Road 4 - 4/18/09 at DET (0-4)

Most Consecutive Goals

Overall 3 - 2x, most recent - 4/28/14 vs. Pittsburgh (3-4 L)
Home 3 - 4/28/14 vs. Pittsburgh (3-4 L)
Road 3 - 4/19/14 at Pittsburgh (4-3 W)

Most Consecutive Goals Against

Overall 4 - 4/18/09 at DET (0-4 L)
Home 3 - 4/21/09 vs. DET (1-4 L)
Road 4 - 4/18/09 at DET (0-4 L)

Longest Shutout Streak

Overall 30:48 - 4/16/09
Home 27:47 - 4/21/09
Road 30:48 - 4/16/09

Longest Scoreless Streak

Overall 144:27 - 4/16-4/21/09
Home 56:07 - 4/21/09
Road 94:40 - 4/16/09-4/16/14

PENALTIES

Most Penalty Minutes

Overall 34 - 4/18/09 at Detroit (0-4 L), 13 pen.
Home 14 - 4/23/09 vs. Detroit (5-6 L), 7 pen.
Road 34 - 4/18/09 at Detroit (0-4 L), 13 pen

Most Penalty Minutes Against

Overall 14 - 4/23/14 vs. Pittsburgh (4-3 OTW), 6 pen.
Home 14 - 4/23/14 vs. Pittsburgh (4-3 OTW), 6 pen.
Road 12 - 4/19/14 at Pittsburgh (3-4 L), 6 pen.

Most Penalty Minutes, Both Teams

Overall 42 - 4/18/09 at DET (0-4 L), CBJ-34, DET-8
Home 20 - 4/23/09 vs. DET (5-6 L), CBJ-14, DET-8
Road 42 - 4/18/09 at DET (0-4 L), CBJ-34, DET-8

Most Penalties

Overall 13 - 4/18/09 at DET (0-4 L), 34 PIM
Home 7 - 4/23/09 vs. DET (5-6 L), 14 PIM
Road 13 - 4/18/09 at DET (0-4 L), 34 PIM

Most Penalties Against

Overall 6 - 4/19/14 at Pittsburgh (4-3 OTW), 12 PIM
Home 5 - 4/28/14 vs. Pittsburgh (3-4 L), 10 PIM
Road 6 - 4/19/14 at Pittsburgh (4-3 OTW), 12 PIM

Most Penalties, Both Teams

Overall 17 - 4/18/09 at Detroit (0-4 L),
Home 10(2x) - 4/23/09 vs. Detroit & 4/21/14 vs. Pittsburgh
Road 17 - 4/18/09 at Detroit (0-4 L)

Fewest Penalty Minutes

Overall 4 - 4/21/09 vs. Detroit (1-4 L), 2 pen.
Home 4 - 4/21/09 vs. Detroit (1-4 L), 2 pen.
Road 6 - 4/16/14 at Pittsburgh (3-4 L), 3 pen

Most Consecutive Games Scoring a Power Play Goal

Overall: 5 - 4/21/09-4/19/14 (7 goals)
Home: 2 - 4/21/09-current (3 goals)
Road: 1 - 4/16/14-current (1 goal)

Most Consecutive Games Allowing a Power Play Goal

Overall: 3 - 4/16-current (6 goals allowed)
Home: 1 - 4/23/09-current (3 goals allowed)
Road: 3 - 4/16-current (6 goals allowed)

Fewest Penalty Minutes Against

Overall 6 - 4/23/09 vs. Detroit (5-6 L), 3 pen.
Home 6 - 4/23/09 vs. Detroit (5-6 L), 3 pen.
Road 6 - 4/26/14 at Pittsburgh (1-3 L), 3 pen.

Fewest Penalty Minutes, Both Teams

Overall 12 - 4/21/09 vs. Detroit (1-4- L), CBJ-4, DET-8
Home 12 - 4/21/09 vs. Detroit (1-4- L), CBJ-4, DET-8
Road 14 - 4/16/14 at Pittsburgh (3-4 L), CBJ-6, PIT-8

SHOTS

Most Shots

Overall 46 - 4/23/14 vs. Pittsburgh (4-3 OTW)
Home 46 - 4/23/14 vs. Pittsburgh (4-3 OTW)
Road 45 - 4/19/14 at Pittsburgh (4-3 OTW)

Most Shots Against

Overall 51 - 4/26/14 at Pittsburgh (1-3 L)
Home 41 (2x) - 4/21/09 vs. Detroit & 4/21/14 vs. Pittsburgh
Road 51 - 4/26/14 at Pittsburgh (1-3 L)

Most Shots, Both Teams

Overall 87 - 4/19/14 at Pittsburgh (4-3 OTW), CBJ-45, PIT 42
Home 73 - 4/23/09 vs. Detroit (5-6 L), CBJ-32, DET-41
Road 87 - 4/19/14 at Pittsburgh (4-3 OTW), CBJ-45, PIT 42

Fewest Shots

Overall 20 - 4/21/14 vs. Pittsburgh (3-4 L)
Home 20 - 4/21/14 vs. Pittsburgh (3-4 L)
Road 21 - 4/16/09 at Detroit (1-4 L)

Fewest Shots Against

Overall 25 - 4/23/14 vs. Pittsburgh (4-3 OTW)
Home 25 - 4/23/14 vs. Pittsburgh (4-3 OTW)
Road 32 - 4/16/14 at Pittsburgh (3-4 L)

PLAYOFF SINGLE GAME RECORDS

SINGLE GAME RECORDS (CONT.)

Fewest Shots, Both Teams

Overall	55 -	4/16/09 at Detroit & 4/28/14 vs. Pittsburgh
Home	55 -	4/28/14 vs. Pittsburgh (3-4 L), CBJ-27, PIT 28
Road	55 -	4/16/09 at Detroit (1-4 L), CBJ-21, DET-34

POWER PLAY

Most Power Play Goals

Overall	2 (3x)-	4/23/14 vs. Pittsburgh, most recent
Home	2 (2x)-	4/23/14 vs. Pittsburgh, most recent
Road	2-	4/19/14 at Pittsburgh

Most Power Play Attempts

Overall	6 (2x) -	4/23/14 vs. Pittsburgh (2 PPG), most recent
Home	6 -	4/23/14 vs. Pittsburgh (2 PPG)
Road	6 -	4/19/14 at Pittsburgh (2 PPG)

Most Power Play Goals Against

Overall	3 -	4/18/09 at Detroit (0-4 L), 10 att. 4/23/09 vs. Detroit (5-6 L), 6 att.
Home	3 -	4/23/09 vs. Detroit (5-6 L), 6 att.
Road	3 -	4/18/09 at Detroit (0-4 L), 10 att.

Most Power Play Attempts Against

Overall	10 -	4/18/09 at Detroit (0-4 L), 3 PPG
Home	6 -	4/23/09 vs. Detroit (5-6 L), 3 PPG
Road	10 -	4/18/09 at Detroit (0-4 L), 3 PPG

Highest Power Play Efficiency (Multiple Attempts)

Overall	2-of-2	4/23/09 vs. Detroit (5-6 L)
Home	2-of-2	4/23/09 vs. Detroit (5-6 L)
Road	1-of-2	4/26/14 at Pittsburgh (1-3 L)

Lowest Power Play Efficiency

Overall	0-of-5	4/16/09 at Detroit (1-4 L)
Home	1-of-5	4/28/14 vs. Pittsburgh (3-4 L)
Road	0-of-5	4/16/09 at Detroit (1-4 L)

Highest Penalty Killing Efficiency

Overall	6-of-6	4/21/14 vs. Pittsburgh (3-4 L)
Home	6-of-6	4/21/14 vs. Pittsburgh (3-4 L)
Road	7-of-8	4/19/14 at Pittsburgh (4-3 OTL)

Lowest Penalty Killing Efficiency


Overall	1-of-3	4/16/14 at Pittsburgh (3-4 L)
Home	3-of-6	4/23/09 vs. Detroit (5-6 L)
Road	1-of-3	4/16/14 at Pittsburgh (3-4 L)

Most Shorthanded Goals Scored

Overall	1 -	4/16/14 & 4/19/14 at PIT, 4/28/14 vs. PIT
Home	1 -	4/28/14 vs. Pittsburgh
Road	1 -	4/16/14 at PIT & 4/19/14 at PIT

Most Shorthanded Goals Against

Overall	1 -	4/23/14 vs. Pittsburgh & 4/19/14 at Pittsburgh
Home	1 -	4/23/14 vs. Pittsburgh
Road	1 -	4/19/14 at Pittsburgh



PLAYOFF SINGLE PERIOD RECORDS

GOALS

Most Goals Scored

Overall	4	4/23/09 vs. Detroit, 2nd per. (5-6 L)
Home	4	4/23/09 vs. Detroit, 2nd per. (5-6 L)
Road	1	4/16/09 at Detroit, 2nd per. (1-4 L)

Most Goals Against

Overall	3	4/16/09 at Detroit, 2nd per. (1-4 L) 4/23/09 vs. Detroit, 1st per. (5-6 L)
Home	3	4/23/09 vs. Detroit, 1st per. (5-6 L)
Road	3	4/16/09 at Detroit, 2nd per. (1-4 L)

Most Goals, Both Teams

Overall	6	4/23/09 vs. Detroit, 2nd per. (5-6 L); DET, 4-2
Home	6	4/23/09 vs. Detroit, 2nd per. (5-6 L); DET, 4-2
Road	4	4/16/09 at Detroit, 2nd per. (1-4 L); DET, 3-1

FASTEST GOALS

Fastest Goal Start of Game

Overall	6:10	Jack Johnson - 4/16/14 at Pittsburgh (3-4 L)
Home	6:12	Kristian Huselius - 4/23/09 vs. Detroit (5-6 L)
Road	6:10	Jack Johnson - 4/16/14 at Pittsburgh (3-4 L)

Fastest Goal Against Start of Game

Overall	1:07	Tomas Holmstrom - 4/21/09 vs. Detroit (1-4 L)
Home	1:07	Tomas Holmstrom - 4/21/09 vs. Detroit (1-4 L)
Road	13:33	Brian Rafalski - 4/18/09 at Detroit (0-4 L)

Fastest Goal Start of Period

Overall	0:43	Derek MacKenzie - 4/16/14 at Pittsburgh in 2nd per. (3-4 L)
Home	1:44	Rick Nash - 4/23/09 vs. Detroit in 2nd per. (5-6 L)
Road	0:43	Derek MacKenzie - 4/16/14 at Pittsburgh in 2nd per. (3-4 L)

Fastest Goal Against Start of Period

Overall	1:07	Tomas Holmstrom - 4/21/09 vs. Detroit in 1st per. (1-4 L)
Home	1:07	Tomas Holmstrom - 4/21/09 vs. Detroit in 1st per. (1-4 L)
Road	2:54	Johan Franzen - 4/16/09 at Detroit in 3rd per. (1-4 L)

Fastest Goal Start of Overtime

Overall	2:49	Nick Foligno, 4/23/14 vs. PIT
Home	2:49	Nick Foligno, 4/23/14 vs. PIT
Road	21:10	Matt Calvert, 4/19/14 at Pittsburgh

PENALTIES

Most Penalty Minutes

Overall	26	4/18/09 at Detroit, 3rd per. (0-4 L); 9 pen.
Home	8	4/23/09 vs. Detroit, 1st per. (5-6 L); 4 pen.
Road	26	4/18/09 at Detroit, 3rd per. (0-4 L); 9 pen.

Most Penalty Minutes Against

Overall	8	4/16/09 at Detroit & 4/23/14 vs. Pittsburgh, 4/23/14 vs. Pittsburgh, 2nd per. (4-3 W), 3 pen.
Home	8	4/23/14 vs. Pittsburgh, 2nd per. (4-3 W), 3 pen.
Road	8	4/16/09 at Detroit, 1st per. (1-4 L); 4 pen.

Most Penalty Minutes, Both Teams

Overall	32	4/18/09 at Detroit, 3rd per. (0-4 L); CBJ-26, DET-6
Home	12	4/23/09 vs. Detroit, 1st per. (5-6 L); CBJ-8, DET-4 & 4/23/14 vs. Pittsburgh, 1st per. (4-3 W); CBJ-6, PIT-6
Road	32	4/18/09 at Detroit, 3rd per. (0-4 L); CBJ-26, DET-6

Most Penalties

Overall	9	4/18/09 at Detroit, 3rd per. (0-4 L); 26 PIM
Home	4	4/23/09 vs. Detroit, 1st per. (5-6 L); 8 PIM
Road	9	4/18/09 at Detroit, 3rd per. (0-4 L); 26 PIM

Most Penalties Against

Overall	4	4/16/09 at Detroit, 1st per. (1-4 L); 8 PIM
Home	3	4/21/14 vs. Pittsburgh, 2nd per. (3-4 L); 6 PIM, 4/23/14 vs. Pittsburgh, 1st per. -6 PIM & 2nd per. -8 PIM (4-3)
Road	4	4/16/09 at Detroit, 1st per. (1-4 L); 8 PIM

Most Penalties, Both Teams

Overall	12	4/18/09 at Detroit, 3rd per. (0-4 L); CBJ-9, DET-3
Home	6	4/23/09 vs. Detroit, 1st per. (5-6 L); CBJ-4, DET-2 & 4/23/14 vs. Pittsburgh, per. (4-3 W); CBJ-3,
1st PIT-3	Road	12 4/18/09 at Detroit, 3rd per. (0-4 L); CBJ-9, DET-3

SHOTS

Most Shots

Overall	18 -	4/23/14 vs. Pittsburgh in 2nd per. (4-3 W)
Home	18 -	4/23/14 vs. Pittsburgh in 2nd per. (4-3 W)
Road	15 -	4/19/14 at Pittsburgh in 2nd per. (4-3 W)

Most Shots Against

Overall	21	4/26/14 at Pittsburgh, 2nd per. (1-3 L)
Home	16	4/28/14 vs. Pittsburgh, 1st per. (3-4 L)
Road	21	4/26/14 at Pittsburgh, 2nd per. (1-3 L)

Most Shots, Both Teams

Overall	29	4/26/14 at Pittsburgh, 2nd per. (1-3 L); PIT-21, CBJ-8
Home	26	4/23/09 vs. Detroit, 2nd & 3rd per. (5-6 L); CBJ-14/11, DET-12/15
Road	29	4/26/14 at Pittsburgh, 2nd per. (1-3 L); PIT-21, CBJ-8

Fewest Shots

Overall	2	4/16/09 at Detroit, 3rd per. (1-4 L)
Home	5	4/21/14 vs. Pittsburgh, 3rd per. (3-4 L)
Road	2	4/16/09 at Detroit, 3rd per. (1-4 L)

Fewest Shots Against

Overall	5	4/28/14 vs. Pittsburgh, 3rd per. (3-4 L)
Home	5	4/28/14 vs. Pittsburgh, 3rd per. (3-4 L)
Road	7	4/19/14 at Pittsburgh, 3rd per. (4-3 W)

Fewest Shots, Both Teams

Overall	10	4/16/09 at Detroit, 3rd per. (1-4 L); DET, 8-2
Home	15	4/28/14 vs. Pittsburgh, 3rd per. (3-4 L); CBJ-10, PIT-5
Road	10	4/16/09 at Detroit, 3rd per. (1-4 L); DET, 8-2

Most Shots in Overtime

14 - 4/19/14 at Pittsburgh (20T)

Most Shots Against in Overtime

12 - 4/19/14 at Pittsburgh (20T)

Most Shots in Overtime, Both Teams

26 - 4/19/14 at Pittsburgh (20T)

INDIVIDUAL PLAYOFF RECORDS

SINGLE GAME

Most Goals

2 Matt Calvert – Apr. 19, 2014 at Pittsburgh

Most Goals - Defenseman

1 Multiple Players

Most Goals – Rookie

1 Boone Jenner (3x), Apr. 21/23, 2014 vs. Pittsburgh & Apr. 26, 2014 at Pittsburgh

Most Power Play Goals

1 Multiple Players

Most Assists

2 Raffi Torres – Apr. 23, 2009 vs. Detroit
Brandon Dubinsky – Apr. 21, 2014 vs. Pittsburgh
Jack Johnson – Apr. 28, 2014 vs. Pittsburgh

Most Assists - Defenseman

2 Jack Johnson – Apr. 28, 2014 vs. Pittsburgh
James Wisniewski – Apr. 23, 2014 vs. Pittsburgh
David Savard – Apr. 19, 2014 at Pittsburgh

Most Assists – Rookie

1 Multiple Players

Most Points

2 Multiple Players

Most Points - Defenseman

2 Kris Russell – Apr. 23, 2009 vs. Detroit; 1g, 1a
David Savard – Apr. 19, 2014 at Pittsburgh; 2a
James Wisniewski – Apr. 23, 2014 vs. Pittsburgh; 2a
Jack Johnson – Apr. 16, 2014 at Pittsburgh; 1g, 1a
Jack Johnson – Apr. 28, 2014 vs. Pittsburgh; 2a
Fedor Tyutin – Apr. 28, 2014 vs. Pittsburgh; 1g, 1a

Most Points – Rookie

1 Multiple Players

Most Shots

9 Brandon Dubinsky – Apr. 19, 2014 at Pittsburgh

Most Shots - Defenseman

7 James Wisniewski – Apr. 23, 2014 vs. Pittsburgh

Most Shots – Rookie

6 Jakub Voracek
Apr. 23 vs. Detroit (5-6 L); 0g

Most Penalty Minutes

12 Mike Commodore
Apr. 18, 2009 vs. Detroit (0-4 L); 2 pen.

Most Penalty Minutes - Defenseman

12 Mike Commodore
Apr. 18, 2009 vs. Detroit (0-4 L); 2 pen.

Most Penalty Minutes – Rookie

6 Jakub Voracek
Apr. 18, 2009 at Detroit (0-4 L); 3 pen.

Highest Plus/Minus

+2 Aaron Rome
Apr. 23, 2009 vs. Detroit (5-6 L)
Matt Calvert – Apr. 19, 2014 at Pittsburgh (4-3 OTW)

Highest Plus/Minus - Defenseman

+2 Aaron Rome
Apr. 23, 2009 vs. Detroit (5-6 L)

Highest Plus/Minus – Rookie

+1 Jakub Voracek
Apr. 16, 2009 at Detroit (1-4 L)
Ryan Murray – Apr. 16, 2014 at Pittsburgh (3-4 L)

Lowest Plus/Minus

-3 Jan Hejda
Apr. 16, 2009 at Detroit (1-4 L)
Kristian Huselius
Apr. 21, 2009 vs. Detroit (1-4 L)
Antoine Vermette
Apr. 21, 2009 vs. Detroit (1-4 L)

Most Ice Time – Forward (Regulation Game)

23:02 Kristian Huselius
Apr. 21, 2009 vs. Detroit (1-4 L)

Most Ice Time – Defenseman (Regulation Game)

30:47 Jack Johnson
Apr. 28, 2014 vs. Pittsburgh

Most Ice Time – Forward (Overtime Game)

23:57 Brandon Dubinsky – Apr. 19, 2014 at Pittsburgh

Most Ice Time – Defenseman (Overtime Game)

38:21 Jack Johnson – Apr. 19, 2014 at Pittsburgh

Most Face-offs Won

16 Manny Malhotra
Apr. 18, 2009 at Detroit (0-4 L)

Most Saves by a Goaltender

48 Sergei Bobrovsky – Apr. 26, 2014 at Pittsburgh (1-3 L)

STREAKS

Consecutive Games Played

6 Multiple Players

Consecutive Games With Goals

3 Jack Johnson, Apr. 16-21, 2014
Boone Jenner, Apr. 21-26, 2014

Consecutive Games With Assists

4 Ryan Johansen, Apr. 19-26, 2014
Brandon Dubinsky, Apr. 16-23, 2014

Consecutive Games With Points

5 Boone Jenner, Apr. 16-26, 2014

Most Consecutive Games with a Shot on Goal

6 Ryan Johansen, current
Artem Anisimov, current
Boone Jenner, current
Jack Skille, Apr. 16-28, 2014
Matt Calvert, current

Most Consecutive Games Played – Goaltender

6 Sergei Bobrovsky, Apr. 16, 2014
-current

Most Consecutive Games Started – Goaltender

6 Sergei Bobrovsky, Apr. 16, 2014-current

Consecutive Wins – Goaltender

1 Sergei Bobrovsky, 2x – Apr. 23, 2014, most recent

Consecutive Games Unbeaten – Goaltender

1 Sergei Bobrovsky, 2x – Apr. 23, 2014, most recent

Longest Shutout Streak

103:16 Sergei Bobrovsky, Apr. 19-21, 2014

Most Consecutive Games with SV% Above .900

2 Sergei Bobrovsky, Apr. 19-21, 2014

Most Consecutive Games with 30 or More Saves

2 Steve Mason – 4/16/09-4/18/09 (65 saves) & Sergei Bobrovsky, Apr. 19-21, 2014 (76 saves)

Most Consecutive Starts Allowing Three Goals or Less

1 Sergei Bobrovsky, 4/26/14 at Pittsburgh

FIRST GAME

HOME Apr. 21, 2009 vs. Detroit
AWAY Apr. 16, 2009 at Detroit

FIRST PLAYOFF GAME ROSTER

April 16, 2009 at Detroit

No.	Player	Position
1	Steve Mason	Goaltender
3	Marc Methot	Defense
8	Jan Hejda	Defense
10	Kris Russell	Defense
14	Raffi Torres	Left Wing
18	R.J. Umberger	Center
19	Micahel Peca	Center
20	Kristian Huselius	Left Wing
22	Mike Commodore	Defense
25	Jason Chimera	Left Wing
27	Manny Malhotra	Center
29	Jason Williams	Center
33	Fredrik Modin	Left Wing
34	Wade Dubielewicz	Goaltender
40	Jared Boll	Right Wing
50	Antoine Vermette	Center
51	Fedor Tyutin	Defense
61	Rick Nash	Left Wing
93	Jakub Voracek	Right Wing
97	Rotislav Klesla	Defense

FIRST STARTING LINEUP

Center: Manny Malhotra
Left Wing: Kristian Huselius
Right Wing: Rick Nash
Defense: Jan Hejda
Defense: Mike Commodore
Goaltender: Steve Mason

FIRST WIN

Home Apr. 23, 2014 vs. Pittsburgh (4-3, OT)
Road Apr. 19, 2014 at Pittsburgh (4-3, 2OT)

FIRST LOSS

Home Apr. 21, 2009 vs. Detroit (1-4)
Road Apr. 16, 2009 at Detroit (1-4)

FIRST OVERTIME WIN

Home Apr. 23, 2014 vs. Pittsburgh (4-3, OT)
Road Apr. 19, 2014 at Pittsburgh (4-3, 2OT)

FIRST OVERTIME LOSS

Home -
Road -

FIRST GOAL

Home R.J. Umberger (Rick Nash, Jason Williams), at 16:07 of 3rd period vs. Detroit's Chris Osgood on Apr. 21, 2009
Road R.J. Umberger (Jakub Voracek) at 11:40 of 2nd period at Detroit's Chris Osgood on Apr. 16, 2009

FIRST GOAL AGAINST

Home Thomas Holmstrom (Marian Hossa) at 1:07 of 1st period against Steve Mason vs. Detroit on Apr. 21, 2009
Road Jiri Hudler (Valterri Filppula, Mikael Samuelsson) at 10:48 of 2nd period against Steve Mason at Detroit on Apr. 16, 2009

FIRST GOAL BY DEFENSEMAN

Home Kris Russell (Raffi Torres) at 15:45 of 2nd period vs. Detroit's Chris Osgood on Apr. 21, 2009
Road Jack Johnson (Brandon Dubinsky) at 6:20 of 1st period at Pittsburgh's Marc-Andre Fleury on Apr. 16, 2014

FIRST POWER PLAY GOAL

Home R.J. Umberger (Rick Nash, Jason Williams), at 16:07 of 3rd period vs. Detroit's Chris Osgood on Apr. 21, 2009
Road Mark Letestu (Jack Johnson, Boone Jenner) at 17:58 of 1st period at Pittsburgh's Marc-Andre Fleury on Apr. 16, 2014

FIRST SHORTHANDED GOAL

Home Fedor Tyutin (Matt Calvert, Jack Johnson), at 10:21 of 3rd period vs. Pittsburgh's Marc-Andre Fleury on Apr. 28, 2014
Road Derek MacKenzie (unassisted) at 0:43 of the 2nd period at Pittsburgh's Marc-Andre Fleury on Apr. 16, 2014

FIRST GAME-WINNING GOAL

Home Nick Foligno at 2:49 of overtime on Apr. 19, 2014 vs. Pittsburgh's Marc-Andre Fleury
Road Matt Calvert at 21:10 of overtime on Apr. 19, 2014 at Pittsburgh's Marc-Andre Fleury

FIRST EMPTY NET GOAL

Home -
Road -

FIRST FACE-OFF

Manny Malhotra vs. Detroit's Henrik Zetterberg on Apr. 16, 2009 (won)

FIRST SHOT ON GOAL

Rotislav Klesla at 0:30 of 1st period at Detroit on Apr. 16, 2009

FIRST MINOR PENALTY

Antoine Vermette at 4:39 of 1st period at Detroit on Apr. 16, 2009 (Goaltender Interference)

PLAYOFF PERSONNEL & FRANCHISE FIRSTS

FIRST MAJOR PENALTY

-

FIRST MISCONDUCT PENALTY

Mike Commodore at 11:21 of 3rd period at Detroit on Apr. 16, 2009 (10-minute)

FIRST GOALTENDER WIN

Home Sergei Bobrovsky, 22 saves vs. Pittsburgh on Apr. 23, 2014
Road Sergei Bobrovsky, 39 saves at Pittsburgh on Apr. 19, 2014

FIRST GOALTENDER LOSS

Home Steve Mason, 22 saves vs. Detroit on Apr. 21, 2009
Road Steve Mason, 30 saves at Detroit on Apr. 16, 2009

FIRST SHUTOUT WIN

Home -
Road -

FIRST SHUTOUT AGAINST

Home -
Road Chris Osgood, 25 saves at Detroit on Apr. 18, 2009 (0-4)

FIRST MULTI-POINT GAME

Home Kristian Huselius (1g, 1a), Rick Nash (1g, 1a), Kris Russell (1g, 1a) & Raffi Torres (2a) vs. Detroit on Apr. 23, 2009
Road Jack Johnson (1g, 1a) at Pittsburgh on Apr. 16, 2014

FIRST TWO-GOAL GAME

Home -
Road Matt Calvert (2g) at Pittsburgh on Apr. 19, 2014

FIRST TWO-ASSIST GAME

Home Raffi Torres (2a) vs. Detroit on Apr. 23, 2009
Road David Savard (2a) at Pittsburgh on Apr. 20, 2014

FIRST HAT TRICK

Home -
Road -

FIRST HAT TRICK AGAINST

Home Evgeni Malkin, vs. Pittsburgh on Apr. 28, 2014 (3-4 L)
Road -

FIRST THREE-POINT GAME

Home -
Road -

FIRST THREE-ASSIST GAME

Home -
Road -

FIRST FOUR-POINT GAME

Home -
Road -

FIRST FIVE-POINT GAME

Home -
Road -

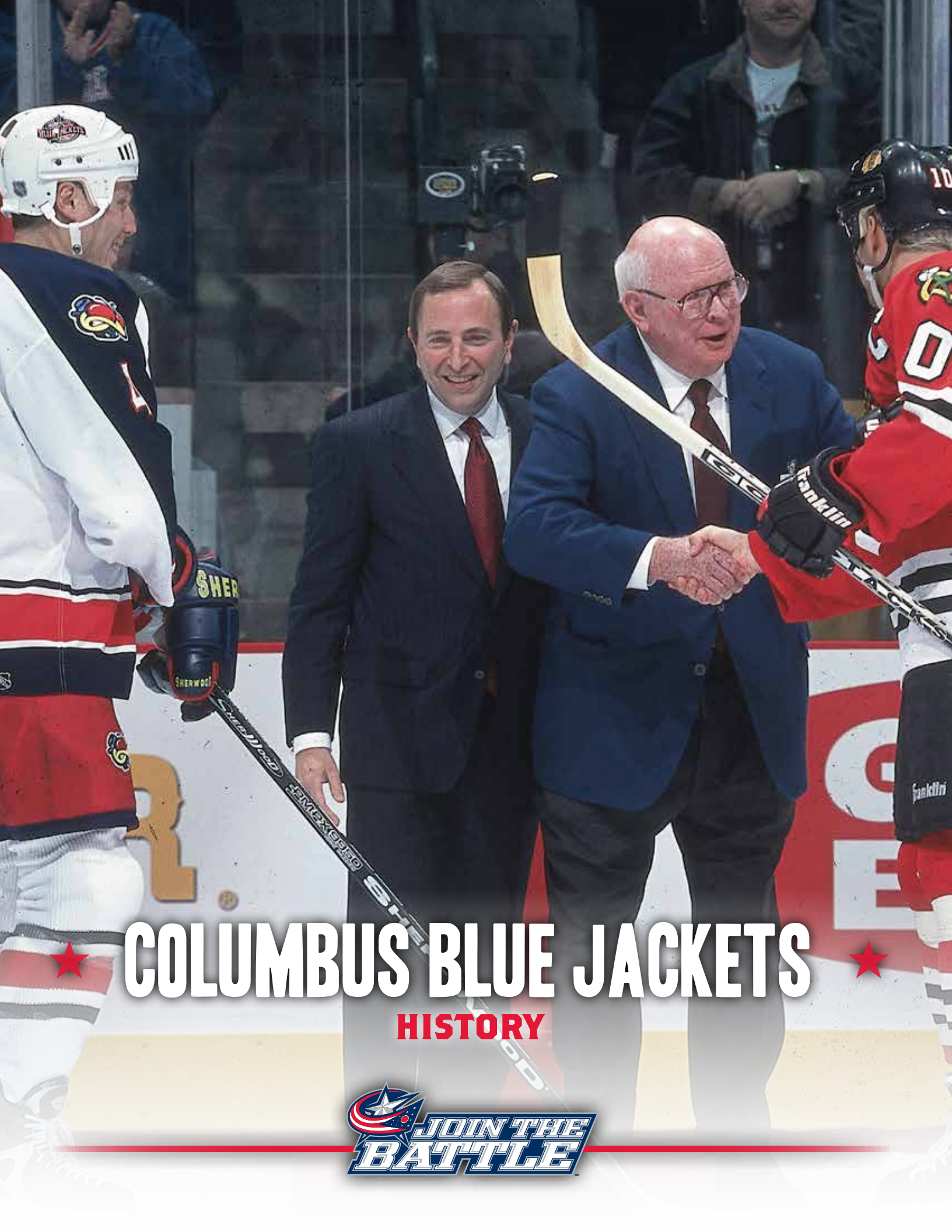
FIRST PENALTY SHOT

Home -
Road -

FIRST PENALTY SHOT AGAINST

Home -
Road -





★ COLUMBUS BLUE JACKETS ★

HISTORY





JOHN H. McCONNELL FOUNDER

John H. McConnell was the Columbus Blue Jackets' majority owner, chairman and governor. A highly respected business leader, philanthropist and founder of Worthington Industries, he passed away on April 25, 2008 at the age of 84.

Mr. McConnell, who was born on May 10, 1923, in Pughtown, West Virginia, was the son of a steel worker and grew up during the Great Depression. He served aboard the U.S.S. Saratoga during World War II and married his high school sweetheart, Peggy Rardin, upon discharge from the Navy. He then used the GI Bill to enter Michigan State University, where he studied business and played football.

While working for Weirton Steel Corp., Mr. McConnell identified a niche in the industry for custom steel processing services. He used his 1952 Oldsmobile as collateral for a loan and, in 1955, launched Worthington Industries and the steel processing industry. Today, the company he founded in Columbus is traded on the New York Stock Exchange and employs 10,000 people in 81 facilities in 10 countries. It has annual sales of approximately \$3 billion.

He served as chairman until 1996 and retired from the board in 2002. Although he stepped down from a formal leadership role in the company, Mr. McConnell's leadership style, which has been included in the business curriculum at Harvard University and praised by management guru Tom Peters, still drives the company's culture. That philosophy, based on the Golden Rule: "We treat our customers, employees, investors and suppliers as we would like to be treated," is the subject of Mr. McConnell's 2004 book, "Our Golden Rule."

Through his humanitarian and community efforts, Mr. McConnell became widely recognized as one of Columbus' most generous citizens. His charitable contributions led to the McConnell Heart Hospital at Riverside Hospital, which provides treatment and prevention services for heart-related illnesses. The more than \$15 million donation to develop the hospital was the largest gift ever received by Riverside Hospital or its parent company, OhioHealth.

In 1997, Mr. McConnell led a group of investors to bring the National Hockey League to Columbus. The Blue Jackets played their first game in September 2000. The arrival of the team brought an influx of development and community pride to Columbus. Before the team even took the ice, he made sure the Blue Jackets organization would serve its community in other ways, too. The Columbus Blue Jackets Foundation was established in March of 2000 to help improve the quality of life throughout central Ohio.

Mr. McConnell also was one of the early investors in the Columbus Crew Major League Soccer franchise and previously was a minority owner of the Pittsburgh Pirates baseball club and the Columbus Destroyers Arena Football League team.

Through his work ethic, business acumen, philanthropy, sense of community and genuine desire to do the right thing for his customers, employees and community, Mr. McConnell established himself as a leader, not only in Columbus, but also throughout the steel industry and the business world.

In September 2008, Mr. McConnell posthumously received from the United States Navy Memorial the Lone Sailor Award, "which is given to Sea Service veterans who have excelled with distinction in their respective careers while exemplifying the core values of Honor, Courage and Commitment." He had previously been named Chief Executive Officer of the Year by Financial World magazine, while Industry Week magazine recognized him for Excellence in Management. He was the recipient of the Horatio Alger Award and the National Football Foundation Gold Medal Award. He received the 33rd degree Scottish Rite Mason, the Ohio Governor's Award and the Michigan State University Outstanding Alumni Award. He was inducted into the Junior Achievement National Business Hall of Fame, the Central Ohio Business Hall of Fame and the Columbus Hall of Fame.

TEAM QUICK FACTS

National Hockey League Franchise Awarded: June 25, 1997
Inaugural Season: 2000-01
Team Colors:..... Union Blue, Goal Red, Capital Silver
Home Arena (capacity):..... Nationwide Arena (18,144)
Practice Facility:..... OhioHealth Ice Haus (located at Nationwide Arena)
200 W. Nationwide Blvd., Columbus, OH 43215; (614) 246-3380
Minor League Affiliates:..... Springfield Falcons (AHL), Kalamazoo Wings (ECHL)
Team Digital Properties:BlueJackets.com; Facebook.com/ColumbusBlueJackets; Twitter.com/BlueJacketsNHL
Television Affiliate: FOX Sports Ohio
Flagship Radio Stations:.....WBNS-FM 97.1 and CD102.5 FM

HISTORY BEHIND THE NAME

The Blue Jackets' name pays homage to Ohio's contributions to American history and the great pride and patriotism exhibited by its citizens, especially during the Civil War as both the state of Ohio and the city of Columbus were significantly influential on the Union Army. Ohio contributed more of its population to the Union Army than any other state, while many of the uniforms worn by the Union soldiers were manufactured in Columbus.

THE COLORS

The Blue Jackets' colors help define the team and tell its story. The colors consist of Union Blue, Goal Red and Capital Silver. Union Blue represents the color worn by the Union Army, while Goal Red references the most exciting moment in hockey and Capital Silver is reflected in the star on the logo, which signifies Columbus as the capital of Ohio.

THE LOGOS



PRIMARY LOGO

The club's primary logo is inspired by the state flag of Ohio, with its unique pennant shape, red, white & blue colors and white stars, in the shape of the letter C. That image overlays the familiar Blue Jackets' star. The official state flag of Ohio, called the Ohio burgee, is based upon the pennant used by the Ohio cavalry from 1862-65. Ohio's is the only American state flag that is not shaped in a rectangle.



SECONDARY LOGO

The Blue Jackets secondary logo was introduced in 2003. The mark contains a blue Union Army cap that features two crossed hockey sticks. The cap, inspired by those worn by soldiers during the Civil War, lies on a red with white trim background surrounded by a blue with silver trim oval containing two stars anchoring the words "Columbus Blue Jackets."



THIRD JERSEY LOGO

The Blue Jackets introduced their third jersey logo in 2010. The mark reinforces the connection between the team name and its Civil War heritage, depicting the hockey club's signature 1857 Napoleon cannon that fires each time the Blue Jackets score at Nationwide Arena. The team name "Columbus Blue Jackets" encircles the cannon in a ribbon inspired by Civil War medals, while a single star centered at the bottom of the crest signifies Columbus as Ohio's capital.

FRANCHISE TIMELINE

Nov. 1, 1996 – Columbus Hockey Limited, a partnership formed by five investors interested in attracting a National Hockey League expansion team to Columbus, Ohio, submits an application and a \$100,000 fee to the NHL office.

Jan. 13, 1997 – Columbus Hockey Limited makes a formal presentation to the NHL in New York.

May 31, 1997 – Nationwide Insurance announces plans to privately finance a \$150 million arena in downtown Columbus.

June 25, 1997 – The NHL awards the city of Columbus an expansion franchise along with Nashville, Tenn., Atlanta, Ga., and St. Paul, Minn.

Nov. 11, 1997 – Team officials announce that the name of the franchise will be the Blue Jackets, celebrating patriotism, pride and the rich Civil War history in the state of Ohio and, more specifically, the city of Columbus.

Feb. 11, 1998 – Doug MacLean, who led Florida to the 1996 Stanley Cup Final as the team's head coach, is named general manager of the Blue Jackets. Shortly after, he would also accept the role as the organization's president.

May 26, 1998 – Ground is broken in downtown Columbus on the site of Nationwide Arena, future home of the Blue Jackets.

July 13, 1998 – Jim Clark is named assistant general manager of the Blue Jackets.

Feb. 9, 1999 – The Columbus Blue Jackets Fan Preview Center opens. The state-of-the-art, interactive marketing facility is aimed at enhancing season ticket sales by simulating the Nationwide Arena experience to fans.

Feb. 25, 1999 – Don Boyd is named the director of amateur scouting for the Blue Jackets.

Sept. 30, 1999 – The Syracuse Crunch of the American Hockey League is named the minor-league affiliate of the Columbus Blue Jackets.

Oct. 14, 1999 – The team unveils its home and road jerseys with Mike Emrick, television voice of the New Jersey Devils, presiding over the event. Over 4,000 enthusiastic fans attend the unveiling at the Easton Town Center.

Mar. 29, 2000 – The team announces the formation of the Columbus Blue Jackets Foundation, a grant-making public charity that will orchestrate the team's community development and fund-raising programs.

May 1, 2000 – Team officials meet with NHL executives in New York and it is determined that the Blue Jackets have met all requirements for admission into the league, including the sale of over 12,000 season tickets. As a recognized franchise, the Blue Jackets may now officially actively participate in all NHL-related matters.

May 4, 2000 – The Blue Jackets sign the first player in the history of the organization, Niagara University goaltender Greg Gardner.

May 11, 2000 – The Blue Jackets negotiate the first trade in the history of the organization, sending their fourth and ninth round picks in the 2000 NHL Entry Draft to the New York Islanders for forward Chris Nielsen.

June 23, 2000 – The Blue Jackets and Minnesota Wild participate in the 2000 Expansion Draft in Calgary, Alberta.

June 24 - 25, 2000 – The Blue Jackets select 11 players in their first Entry Draft at the Saddledome in Calgary, Alberta. With the first pick in team history, the club tabs Brampton Battalion defenseman Rostislav Klesla with the fourth overall pick.

July 3 - 4, 2000 – Columbus makes its first significant splash in the free agent market by signing defenseman Lyle Odelein and goaltender Ron Tugnutt on back-to-back days.

July 5, 2000 – The Blue Jackets name former Calgary Flames and Team Canada bench boss Dave King as the first head coach in team history. Shortly thereafter, Newell Brown is named associate coach, Gerard Gallant assistant coach and Rick Wamsley goaltending coach.

Sept. 8, 2000 – The Blue Jackets open their training camp at the CoreComm Ice Haus, the only practice facility in the NHL housed where the team plays its games.

Sept. 8-9, 2000 – The grand opening of Nationwide Arena takes place and features a pair of sold out concerts by country music superstars Tim McGraw and Faith Hill.

Sept. 15, 2000 – Columbus plays its first preseason game at Mellon Arena in Pittsburgh. The Penguins defeat the Blue Jackets 3-2. Martin Spanhel scores the "unofficial" first goal in team history.

Oct. 7, 2000 – Welcome to the NHL, Columbus! The Blue Jackets jump out to a 3-0 first period lead, but suffer a 5-3 loss to the Chicago Blackhawks before a sellout crowd of 18,136 in their inaugural NHL game. Bruce Gardiner scores the first goal in team history at 7:34 of the first period.

Oct. 12, 2000 – Kevyn Adams scores two goals, including the game-winner at 4:13 of the second period, as the Blue Jackets post the first win in franchise history with a 3-2 victory over the Calgary Flames at the Pengrowth Saddledome.

Oct. 27, 2000 – Marc Denis makes 32 saves to lead the Blue Jackets to a 3-1 win over the Washington Capitals. The win is the first in club history at Nationwide Arena.

Dec. 18, 2000 – Ron Tugnutt makes 27 saves to record the first shutout in team history in a 2-0 win over the Canadiens at the Molson Centre in Montreal.

Feb. 10, 2001 – Geoff Sanderson collects the first hat trick in team history as he scores all of the Blue Jackets' goals in a 3-1 win over Nashville at Nationwide Arena.

Mar. 19, 2001 – David Vyborny becomes the first rookie in NHL history to score a pair of penalty shot goals in one season when he beats Nashville's Tomas Vokoun. He also scored on Chicago's Robbie Tallas on Oct. 15.

Mar. 24, 2001 – Espen Knutsen sets a club record for assists and points in a game with five in a 6-4 win over the Calgary Flames at Nationwide Arena.

Apr. 8, 2001 – Ron Tugnutt makes 29 saves to beat the Chicago Blackhawks 4-3 in overtime and picks up his 22nd win of the season to set a new NHL record for wins by a goaltender on an expansion team.

June 23 - 24, 2001 – The Blue Jackets select 11 players, including Montreal Rocket goaltender Pascal Leclaire with the eighth overall pick, at the 2001 Draft at National Car Rental Center in Sunrise, Fla.

July 6, 2001 – The Blue Jackets name assistant general manager Jim Clark executive vice-president and assistant general manager, Bob Strumm director of pro scouting and Paul Castron assistant director of amateur scouting.

Sept. 16, 2001 – The Blue Jackets hold a "Red, White & Blue" scrimmage at Nationwide Arena to raise money for victims of the 9/11 tragedies. Members of the Columbus Police and Fire Department hockey teams collect nearly \$35,000 at the event.

Oct. 4 - 8, 2001 – The Blue Jackets are fit to be tied as the club opens its second NHL season with three consecutive ties. Columbus battles St. Louis to a 3-3 tie at Nationwide Arena on Oct. 4 and then comes away with 3-3 and 2-2 stalemates in a home-and-home series against Philadelphia.

Nov. 21, 2001 – Columbus plays the first game in team history that ends in a scoreless tie following regulation play. However, Luc Robitaille's goal at 4:17 of overtime gives Detroit a 1-0 win. Columbus would suffer a similar fate vs. Nashville on Feb. 9.

Feb. 2, 2002 – Espen Knutsen becomes the first player to represent the Blue Jackets at the NHL All-Star Game. He tallies a goal and an assist to help the World Team to an 8-5 win over the North American squad at the STAPLES Center in Los Angeles. He is also the first native of Norway to play in the game.

Feb. 8, 2002 – David Vyborny's third period goal lifts the Blue Jackets past league-leading Detroit and gives Columbus its first-ever win at Joe Louis Arena. The loss was one of just seven suffered by the eventual Stanley Cup champions at home.

Mar. 16, 2002 – Brittanie Cecil, 13, is struck by a deflected puck while attending the Blue Jackets game against the Calgary Flames at Nationwide Arena. She dies two days later, becoming the first fan fatality in the NHL's 85-year history. The Blue Jackets honor her memory by wearing a heart shaped decal with her initials "BNC" on their helmets for the remainder of the season.

March 23 - 24, 2002 – The Blue Jackets host the Seventh Annual Willie O'Ree All-Star Weekend, which features kids ages 10-12 who are participants in the NHL Diversity Task Force™ program. The game on Mar. 24 draws a record crowd in excess of 4,000 fans at Nationwide Arena.

Apr. 12, 2002 – The Blue Jackets beat the Atlanta Thrashers 5-4 in overtime in the final home game of the 2001-02 season. The 18,136 fans in attendance mark the club's 56th-consecutive sellout at Nationwide Arena.

June 17, 2002 – Assistant Director of Amateur Scouting Paul Castron is named director of player development for the Blue Jackets.

June 22, 2002 – The Blue Jackets, who are expected to select third overall at the 2002 Draft at Air Canada Centre in Toronto, trade up to get the first overall pick and use it to select London Knights left wing Rick Nash.

June 22 - 23, 2002 – An active draft weekend finds the Blue Jackets making five trades and selecting 13 players at the 2002 Draft at Air Canada Centre in Toronto.

June 27, 2002 – The Blue Jackets' arrival in Columbus is voted the top moment in Columbus sports history by fans, it is announced at "Columbus Celebrates Sports," a fund-raising event hosted by the Greater Columbus Convention and Visitor's Bureau to kick off the newly formed Columbus Sports Commission.

July 17, 2002 – Gord Murphy is named assistant coach of the Blue Jackets.

Sept. 16, 2002 – For the first time, the Blue Jackets conduct a portion of training camp outside Columbus, traveling to Cahill Stadium in Summerside, PEI, Canada for five days of practices and scrimmages.

Oct. 10, 2002 – The Blue Jackets win their season and home-openers for the first time in club history, beating the Chicago Blackhawks 2-1 at Nationwide Arena. Rick Nash becomes the eighth first-overall NHL draft pick, and first since Eric Lindros in 1991, to score a goal in his first NHL game.

Oct. 19, 2002 – Columbus' home sellout streak of 58 consecutive games is snapped as a crowd of 17,424 is on hand to watch the Blue Jackets beat Florida 4-1 at Nationwide Arena. The streak began on Jan. 27, 2001 vs. Anaheim and ended on Oct. 14, 2002 vs. Phoenix.

Jan. 7, 2003 – The Blue Jackets fire head coach Dave King. President and General Manager Doug MacLean replaces him as interim head coach for the remainder of the season.

Jan. 8 - 11, 2003 – Columbus posts three-straight road wins for the first time in team history, beating Minnesota (2-1 on Jan. 8), Vancouver (3-2 on Jan. 10) and Calgary (7-2 on Jan. 11) in Doug MacLean's first three games behind the bench.

Feb. 1, 2003 – Rick Nash and Rostislav Klesla play in the Topps/NHL YoungStars Game during NHL All-Star Weekend in Sunrise, Fla. Nash notches 2-1-3 in the contest.

Feb. 2, 2003 – Ray Whitney becomes the second Blue Jacket to play in the NHL All-Star Game and tallies 0-1-1 to help the Western Conference to a 6-5 win at the Office Depot Center in Sunrise, Fla.

Mar. 20, 2003 – Tyler Wright scores three goals in a 4-3 OT win vs. Toronto to become the first player in Blue Jackets history to record two hat tricks in a season. He also scored three times in a 5-1 win vs. Los Angeles on Oct. 27, 2002.

Mar. 29, 2003 – Geoff Sanderson becomes the first player in team history to score four goals in a game in a 6-4 win at Calgary. Sanderson adds an assist and Andrew Cassels tallies 1-4-5 as each ties the club record for points in a game.

Apr. 4, 2003 – During the third period vs. Detroit, Marc Denis breaks the NHL single season record for minutes played by a goaltender (4,433 by New Jersey's Martin Brodeur in 1995-96). He finishes the season with a new standard of 4,511.

June 6, 2003 – The Blue Jackets announce that Doug MacLean will remain as the club's head coach.

June 21 - 22, 2003 – Columbus selects 10 players, including right wing Nikolai Zherdev with the fourth overall pick, at the 2003 Draft at the Gaylord Entertainment Center in Nashville, Tenn. Parma native Dan Fritzsche becomes the first Ohio-born player drafted by the Blue Jackets when the club selects him in the second round, 46th overall.

Oct. 9, 2003 – The Blue Jackets open on the road for the first time in club history, suffering a 2-1 defeat against the Atlanta Thrashers.

Oct. 11 - 16, 2003 – Marc Denis makes 25 saves as the Blue Jackets post their first shutout in a home opener with a 5-0 win against the New York Rangers. Coupled with wins against Vancouver and Chicago, the Blue Jackets open the season 3-0 at Nationwide Arena.

Oct. 13, 2003 – The Blue Jackets' "Third Jersey" is unveiled during a ceremony outside of Nationwide Arena. Later that night, the Blue Jackets defeat the Vancouver Canucks 3-2 in their first game wearing the "Third Jersey."

Jan. 1, 2004 – Gerard Gallant takes over as interim head coach after Doug MacLean relinquishes the role of head coach. A day later, Gallant wins his debut with a 2-0 victory at Tampa Bay.

Feb. 6, 2004 – Nikolai Zherdev represents the Blue Jackets in the NHL YoungStars Game during the NHL All-Star Game Weekend in St. Paul, MN. Zherdev records a goal and an assist in the game.

Feb. 7, 2004 – Nineteen-year old Rick Nash plays in the NHL All-Star Game for the Western Conference at the Excel Energy Center in St. Paul, MN. Nash is the first teenager to play in the game in 12 years and youngest to play in the game since 1986.

Feb. 20, 2004 – For the first time in franchise history, all four of the Blue Jackets' first round picks play in the same game. Rostislav Klesla, Pascal Leclaire, Rick Nash and Nikolai Zherdev play as the Jackets lose 3-2 at Phoenix in Leclaire's first-ever NHL game.

Mar. 21 - 27, 2004 – The Blue Jackets tie a team record with four consecutive victories culminated by a 3-2 overtime victory at Nashville on Mar. 27. The streak included wins at Vancouver, and home victories against Minnesota and Anaheim.

Apr. 3, 2004 – Rick Nash nets his 41st goal of the season in the Blue Jackets' final game of the season. Nash finishes the season tied with Atlanta's Ilya Kovalchuk and Calgary's Jarome Iginla for the NHL lead in goals, netting him a share of the Maurice "Rocket" Richard Trophy. He becomes the youngest player in NHL history to lead the League in goals. The Jackets defeated the Detroit Red Wings 4-1 at Joe Louis Arena.

June 25, 2004 – The Blue Jackets announce that Gerard Gallant will remain as head coach. Former University of North Dakota Head Coach Dean Blais is named associate coach.

June 26 - 27, 2004 – The Blue Jackets select 11 players, including Lewiston's Alexandre Picard with the eighth overall pick at the 2004 Draft at RBC Center in Raleigh, N.C.

Aug. 20 - 29, 2004 – Team USA holds its training camp for the 2004 World Cup of Hockey at Nationwide Arena, including pre-tournament games against Team Canada and Team Russia.

Sept. 15, 2004 – The Collective Bargaining Agreement between the National Hockey League and the National Hockey League Players' Association expires. NHL Commissioner Gary Bettman announces that the league will not resume play until a new CBA is reached.

Feb. 16, 2005 – NHL Commissioner Gary Bettman announces that due to the lack of a new Collective Bargaining Agreement between the league and its players, the 2004-05 season has been cancelled.

Apr. 30 - May 15, 2005 – Blue Jackets left wing Rick Nash leads Team Canada to a silver medal at the 2005 World Championships. He leads the tournament in goal scoring, ranks second in points and is named to the All-Tournament team as he tallies 9-6-15 with a +7 plus/minus rating in nine games.

July 13, 2005 – The NHL and NHLPA announce an agreement in principle on a new Collective Bargaining Agreement.

July 22, 2005 – NHL Commissioner Gary Bettman announces that a new Collective Bargaining Agreement between the league and its players has been reached and NHL hockey will return in October 2005.

July 30, 2005 – The Blue Jackets select eight players, including Vancouver Giants center Gilbert Brule with the sixth overall pick, at the 2005 Draft held at the Westin Hotel in Ottawa.

FRANCHISE TIMELINE

Aug. 1 – 10, 2005 – In the opening days of the first free agent signing period under the new CBA, the Blue Jackets agree to terms with several players, including defensemen Adam Foote and Bryan Berard, forward Jan Hrdina and goaltender Martin Prusek.

Aug. 8, 2005 – The Blue Jackets re-sign left wing Rick Nash to a five-year contract.

Aug. 30, 2005 – Director of Amateur Scouting Don Boyd is promoted to director of player personnel.

Oct. 28, 2005 – The Blue Jackets beat Minnesota 2-1 at Nationwide Arena in the first game decided by a shootout in team history. Trevor Letowski beats Wild goaltender Dwayne Roloson in the eighth round to give the Jackets the win.

Nov. 15, 2005 – The Blue Jackets acquire six-time All-Star Sergei Fedorov and a fifth round pick in the 2006 NHL Draft from Anaheim in exchange for Tyler Wright and Francois Beauchemin.

Dec. 6, 2005 – Adam Foote is named the fourth captain in franchise history.

Dec. 21, 2005 – David Vyborny misses his first game since Oct. 17, 2002, snapping his franchise-record streak of 194 consecutive games played. He suffered a rib injury vs. Detroit on Dec. 20.

Jan. 8, 2006 – Bryan Berard scores three goals to collect his first career hat trick in a 5-2 win at Phoenix.

February 14 – 25, 2006 – Four Blue Jackets compete at the Winter Olympics in Turin, Italy. David Vyborny leads the Czech Republic to a bronze medal, while Rick Nash (Canada), Adam Foote (Canada) and Radoslav Suchy (Slovakia) also participate.

Mar. 24 – Apr. 3, 2006 – The Blue Jackets set a franchise record for consecutive wins with six, culminating with a 3-1 win at Nashville. The club also had road wins at St. Louis and Detroit and home wins over Calgary, San Jose and Chicago during the streak that was snapped with a 6-5 shootout loss at Detroit on Apr. 7.

Mar. 25, 2006 – Trailing 3-0 entering the third period, the Blue Jackets rally for four goals in the span of 7:37 to take a 4-3 lead over the Detroit Red Wings at Joe Louis Arena and go on to win 5-4 in a shootout.

Apr. 7, 2006 – Rick Nash scores his third goal, including the game-tying goal at 19:27 of the third period, to record his first career hat trick in a 6-5 shootout loss at Detroit.

Apr. 18, 2006 – Sergei Fedorov scores at 0:35 of overtime to give Columbus a 5-4 win over Dallas in the season finale at Nationwide Arena. The goal is Fedorov's 14th career overtime goal, which is tied with Toronto's Mats Sundin for the all-time lead in NHL history. The Blue Jackets finish the season with the most wins (35) and points (74) in franchise history.

June 24, 2006 – The Blue Jackets select 10 players, including Drummondville Voltigeurs center Derick Brassard with the sixth overall pick, at the 2006 Draft held at General Motors Place in Vancouver.

July 7, 2006 – Syracuse Crunch Head Coach Gary Agnew is named assistant coach of the Blue Jackets.

July 21, 2006 – Paul Castron is promoted to director of amateur scouting of the Blue Jackets.

Aug. 1, 2006 – Clint Malarchuk is named goaltending coach of the Blue Jackets.

Nov. 13, 2006 – The Blue Jackets fire head coach Gerard Gallant. Assistant Coach Gary Agnew is named interim head coach the following day.

Nov. 22, 2006 – Ken Hitchcock is named the fourth head coach in Blue Jackets history.

Dec. 2 – 9, 2006 – First-year NHL goaltender Fredrik Norrena plays 155:28 without allowing a goal to set a franchise record for the longest shutout streak. The stretch includes back-to-back shutouts at Edmonton (4-0, 21 saves) and Colorado (3-0, 42 saves).

Jan. 5, 2007 – For just the second time in team history, the Blue Jackets rally from a three-goal third period deficit to beat the Anaheim Ducks 4-3 at Honda Center. Columbus scores three times in a span of 1:54 capped by Manny Malhotra's game-winner with 1:20 left in the period. Goaltender Fredrik Norrena preserves the win by stopping All-Star Teemu Selanne's penalty shot attempt at the 19:39 mark.

Jan. 24, 2007 – Rick Nash makes his second consecutive appearance at the NHL All-Star Game played at American Airlines Center in Dallas. He registers four points on two goals and two assists to lead the Western Conference to a 12-9 win.

Feb. 24, 2007 – Columbus scores two shorthanded goals in a game for the first time in team history to overcome a 2-0 deficit to beat the New York Rangers 3-2 at Madison Square Garden. Jason Chimera's shorthanded goal at 11:02 of the second period tied the game at 2-2 and Rick Nash's shorthanded tally just 4:52 later is the game-winner.

Apr. 19, 2007 – Blue Jackets announce that President/General Manager Doug MacLean has been relieved of his duties with the organization. Michael Priest is named president of the organization and Jim Clark will serve as interim general manager.

Apr. 27 – May 13, 2007 – Five Blue Jackets – Rick Nash (Canada), Jason Chimera (Canada), David Vyborny (Czech Republic), Rostislav Klesla (Czech Republic) and Fredrik Norrena (Finland) – and prospects Raffaele Sannitz (Switzerland) and Jaroslav Balastik (Czech Republic) participate in the 2007 World Championships in Russia. Nash, who is named MVP of the tournament, and Chimera win gold medals for Canada, while Norrena helps Finland capture the silver medal.

June 15, 2007 – Scott Howson is named the second general manager in Blue Jackets history.

June 22 – 23, 2007 – The Blue Jackets select seven players, including Halifax Mooseheads right wing Jakub Voracek with the seventh overall pick, at the 2007 Draft held at Nationwide Arena.

June 28, 2007 – Claude Noel is named assistant coach of the Blue Jackets.

July 26, 2007 – Former Blue Jackets player Tyler Wright is named the club's development coach.

Nov. 23, 2007 – Pascal Leclaire makes 32 saves in a 4-0 win at Minnesota to record his team record sixth shutout in just his 15th start of the season. He would end the season with nine, ranking second in the NHL.

Dec. 26, 2007 – Jan. 15, 2008 – The Blue Jackets set a franchise record by winning six consecutive home games. The club beats Atlanta, Carolina, Edmonton, St. Louis, Nashville and Vancouver at Nationwide Arena during that stretch.

Dec. 31, 2007 – Rick Nash scores three goals to collect the 12th hat trick in Blue Jackets history in a 4-2 win over the Edmonton Oilers at Nationwide Arena. It is Nash's second career hat trick.

Jan. 17, 2008 – Rick Nash scores one of the most dynamic goals in NHL history as he beats a pair of Phoenix defensemen and goaltender Mikael Tellqvist with 21.5 seconds left in regulation to lift Columbus to a 4-3 win at Jobing.com Arena.

Jan. 27, 2008 – Rick Nash sets an NHL All-Star Game record by scoring a goal just :12 into the game en route to collecting the 15th hat trick in All-Star Game history at Philips Arena in Atlanta. The game marks Nash's third-straight All-Star Game selection after combining for 5-2-7 in the previous two games.

Feb. 23, 2008 – Pascal Leclaire records his ninth shutout of the season with 31 saves to beat the Montreal Canadiens 3-0 at Bell Centre. The Jackets improve to 3-1-1 all-time at Montreal, including two shutouts.

Mar. 12, 2008 – Rick Nash is named the fifth captain in franchise history.

Apr. 5, 2008 – Ken Hitchcock becomes just the 20th head coach in NHL history to reach the 900-game milestone when the Blue Jackets take on the St. Louis Blues at Scottrade Center.

Apr. 6, 2008 – Jason Chimera misses the season finale due to a groin injury, which ends his franchise record for consecutive games played at 243. The streak began on Oct. 9, 2005 at Chicago in his first game with the club.

April 25, 2008 – Blue Jackets majority owner and chairman John H. McConnell passes away at the age of 84. His son, John P. McConnell, assumes the duties of majority owner, chairman and governor for the hockey club.

May 2 - 18, 2008 – Six Blue Jackets compete at the 2008 IIHF World Championships in Canada. Head Coach Ken Hitchcock, Rick Nash, Jason Chimera and Pascal Leclaire represent the host Canadians, while Jiri Novotny and Jan Hejda play for the Czech Republic. Canada wins the silver medal as Nash is named to the All-Tournament Team for the third consecutive year.

June 20, 2008 – The Blue Jackets acquire center R.J. Umberger and a fourth round pick in the 2008 Draft from the Philadelphia Flyers in exchange for first and third round picks in 2008. Umberger becomes the first Ohio State hockey player to join the Blue Jackets organization.

June 20 - 21, 2008 – The Blue Jackets select nine players, including CSKA forward Nikita Filatov with the sixth overall pick, at the 2008 Draft held at Scotiabank Place in Ottawa.

July 3, 2008 – Chris MacFarland is promoted to assistant general manager.

July 9, 2008 – The Blue Jackets sign Head Coach Ken Hitchcock to a three-year contract extension through 2011-12 season.

Oct. 17, 2008 – Rookies Nikita Filatov and Jakub Voracek set a franchise record for fastest two goals scored vs. Nashville. The duo scores just :08 apart as Filatov lights the lamp at 14:18 of the first period and Voracek follows suit at the 14:26 mark.

Dec. 23, 2008 - Jan. 2, 2009 – Rookie Steve Mason sets the franchise record for longest shutout streak at 199:19 and becomes the first Blue Jackets goaltender to record three-straight shutouts – Dec. 27 vs. Philadelphia, Dec. 29 at Los Angeles and Dec. 31 at Anaheim.

Jan. 9, 2009 – Steve Mason sets a franchise record for most saves in a shutout when he stops 45 shots in a 3-0 win at Washington.

Jan. 10, 2009 – Nikita Filatov scores three goals vs. Minnesota at Nationwide Arena to become the first rookie in Blue Jackets history to record a hat trick.

Jan. 25, 2009 – Rick Nash tallies 1-2-3 for the Western Conference in his fourth NHL All-Star Game, held at Bell Centre in Montreal.

Jan. 27, 2009 – Rick Nash collects his third career hat trick, scoring all three goals, including the game-winner in overtime, in a 3-2 win over Detroit at Nationwide Arena.

Feb. 19, 2009 – Ken Hitchcock becomes the 13th coach in NHL history to record 500 wins when the Blue Jackets beat the Toronto Maple Leafs 4-3 in a shootout at Air Canada Centre.

Mar. 7, 2009 – Rick Nash becomes the first player since Montreal's Maurice "Rocket" Richard in 1947-48 to record an unassisted hat trick as the Jackets set a franchise record for goals in a game in an 8-2 win at Detroit.

Mar. 12, 2009 – A regular season record crowd of 19,167 at Nationwide Arena is on hand to see the Blue Jackets defeat the Pittsburgh Penguins 4-3 in a shootout.

Apr. 8, 2009 – Rick Nash's goal at 14:30 of the third period erases a 3-2 Chicago lead and forces overtime, resulting in the Blue Jackets clinching the first playoff berth in franchise history. Fedor Tyutin's shootout goal is the game-winner as the Jackets beat the Blackhawks 4-3 at United Center.

Apr. 16, 2009 – The Blue Jackets drop a 4-1 decision at Detroit's Joe Louis Arena in the first Stanley Cup Playoff game in franchise history.

Apr. 21, 2009 – A Nationwide Arena record crowd of 19,219 is on hand for the first Stanley Cup Playoff game played in the state of Ohio. Detroit earns a 4-1 win in Game Three of the Western Conference Quarterfinals Series.

June 18, 2009 – Steve Mason wins the Calder Trophy as NHL Rookie of the Year and Rick Nash wins the NHL Foundation Player Award at the 2009 NHL Awards in Las Vegas.

June 26 - 27, 2009 – The Blue Jackets select six players, including Chicago (USHL) defenseman John Moore with the 21st overall pick, at the 2010 Draft held at Bell Centre in Montreal.

June 30, 2009 – The Blue Jackets name Dave Rook goaltending coach.

July 3, 2009 – The Blue Jackets sign captain Rick Nash to an eight-year contract extension.

Oct. 10, 2009 – Mathieu Garon becomes the first goaltender in franchise history to record a shutout in his first start with the Blue Jackets as he makes 36 saves in a 2-0 win at Phoenix.

Nov. 30, 2009 – R.J. Umberger records the 16th hat trick in franchise history with three goals in a 5-2 win over St. Louis at Nationwide Arena.

Feb. 3, 2010 – The Blue Jackets fire head coach Ken Hitchcock. Assistant coach Claude Noel is named interim head coach for the remainder of the regular season.

Feb. 13-28, 2010 – Six Blue Jackets participate in the 2010 Olympic Games in Vancouver, British Columbia. Rick Nash helps lead Canada to the gold medal, while Samuel Pahlsson (Sweden), Fredrik Modin (Sweden), Fedor Tyutin (Russia), Jan Hejda (Czech Republic) and Milan Jurcina (Slovakia) also participate.

Mar. 25, 2010 – The Blue Jackets tie the franchise record for goals in a game in an 8-3 win over Chicago at Nationwide Arena.

Apr. 9, 2010 – Steve Mason ties his franchise record for most saves in a shutout when he stops 45 shots through regulation play and overtime in a 1-0 SOL vs. Detroit.

May 7-23, 2010 – Blue Jackets forward Jakub Voracek (Czech Republic) and defenseman Kris Russell (Canada) compete at the 2010 IIHF World Championships in Germany. Voracek helps the Czech Republic win the gold medal.

June 8, 2010 – Scott Arniel is named the fifth head coach in Blue Jackets history.

June 23, 2010 – Brad Berry is named assistant coach of the Blue Jackets.

June 25 - 26, 2010 – The Blue Jackets select eight players, including Portland Winterhawks center Ryan Johansen with the fourth overall pick, at the 2010 Draft held at STAPLES Center in Los Angeles.

June 29, 2010 – Kevin Collins is named strength & conditioning coach of the Blue Jackets.

July 1, 2010 – Dan Hinote is named assistant coach of the Blue Jackets.

July 5, 2010 – Bob Boughner is named assistant coach of the Blue Jackets.

Oct. 8 - 9, 2010 – The Blue Jackets open their 10th NHL season with a pair of games vs. the San Jose Sharks at Ericsson Globe Arena in Stockholm, Sweden in the 2010 Compuware NHL Premiere. The Sharks win the opener 3-2, while the Jackets take the second game 3-2 on an overtime goal by Ethan Moreau.

Nov. 10, 2010 – The Blue Jackets tie the franchise record for goals and record the most lopsided win in club history when they beat the St. Louis Blues 8-1 at Nationwide Arena.

Nov. 20, 2010 – Rick Nash records the 17th hat trick in Blue Jackets history with three goals in a 3-0 win at San Jose.

Nov. 10 - Dec. 1, 2010 – R.J. Umberger sets a franchise record with points in 10-consecutive games (3-10-13).

Dec. 16, 2010 – Kristian Huselius collects the 18th hat trick in Blue Jackets history with three goals in a 6-3 loss at Edmonton.

Jan. 15 - 18, 2011 – Columbus sets a franchise record by posting an eight-game regulation unbeaten streak on the road (6-0-2), which includes a club-best six-straight road wins from Jan. 19-Feb. 18.

Jan. 30, 2011 – Rick Nash plays in his fifth-straight NHL All-Star Game, tallying 1-1-2 at RBC Center in Raleigh.

Feb. 25, 2011 – Matt Calvert becomes the second rookie in club history to collect a hat trick – the 19th by a Blue Jacket – when he scores three goals in a 5-3 win over Phoenix at Nationwide Arena.

FRANCHISE TIMELINE

June 6, 2011 – Ian Clark is named goaltending coach of the Blue Jackets.

June 20, 2011 – Todd Richards is named assistant coach of the Blue Jackets.

June 23, 2011 – Columbus acquires All-Star center Jeff Carter from Philadelphia in exchange for Jakub Voracek and first and third round picks in the 2011 Entry Draft.

June 24 - 25, 2011 – The Blue Jackets select six players in the 2011 Draft held at the Xcel Energy Center in St. Paul, Minn. The club's top pick is Oshawa Generals center Boone Jenner, who is taken in the second round, 37th overall.

July 1, 2011 – Two days after acquiring his rights from Montreal, the Blue Jackets sign defenseman James Wisniewski to a six-year contract.

Aug. 2, 2011 – The Blue Jackets promote Tyler Wright to director of amateur scouting and development coach, add Greg Drechsel as an amateur scout and hire Nolan Pratt as an assistant coach for the Springfield Falcons (AHL).

Nov. 19, 2011 – James Wisniewski scores 2:43 into overtime to give Columbus its first win at Nashville since Apr. 3, 2006, snapping a 17-game winless skid.

Dec. 7, 2011 – Craig Patrick is named senior advisor, hockey operations of the Blue Jackets.

Dec. 22, 2011 – Jeff Carter tallies the 20th hat trick in franchise history with three goals at Nashville's Bridgestone Arena.

Jan. 9, 2012 – The Blue Jackets fire Head Coach Scott Arniel. Assistant coach Todd Richards is named interim head coach for the remainder of the season.

Jan. 12, 2012 – Ryan Johansen is one of 12 rookies selected to participate in NHL All-Star Weekend Jan. 26-27 at Scotiabank Place in Ottawa, Ontario.

Feb. 21, 2012 – Jeff Carter registers the 21st hat trick in club history with three goals in a 6-3 win over San Jose at Nationwide Arena.

Feb. 23, 2012 – The Blue Jackets acquire defenseman Jack Johnson and a conditional first round pick from Los Angeles in exchange for Jeff Carter.

Mar. 23, 2012 – R.J. Umberger notches the 22nd hat trick in franchise history with three goals in a 5-1 win over Carolina at Nationwide Arena.

Apr. 5, 2012 – Cam Atkinson becomes the third rookie in club history to collect a hat trick – the 23rd by a Blue Jacket – when he scores three goals in a 5-2 win over Colorado at Pepsi Center.

May 4 - 20, 2012 – Five players participate in the 2012 World Championships in Finland and Sweden. Nikita Nikitin helps lead Russia to the gold medal, while Jack Johnson and Cam Atkinson (United States), Marc Methot (Canada) and prospect Thomas Larkin (Italy) also participate.

May 14, 2012 – The Blue Jackets announce that Todd Richards will remain as head coach.

May 21, 2012 – Brad Larsen is named head coach of the Springfield Falcons, Columbus' American Hockey League affiliate.

June 5, 2012 – Chris Clark is named development coach of the Blue Jackets.

June 20, 2012 – Craig Hartsburg is named associate coach, while Keith Acton is named assistant coach.

June 22 - 23, 2012 – The Blue Jackets select six players, including Everett Silvertips defenseman Ryan Murray with the second overall pick, at the 2012 Draft held at CONSOL Energy Center in Pittsburgh, Pennsylvania.

July 23, 2012 – The Blue Jackets acquire Artem Anisimov, Brandon Dubinsky, Tim Erixon and a 2013 first round pick in exchange for Rick Nash, Steven Delisle and a 2013 conditional third round pick.

Sept. 16, 2012 – The Collective Bargaining Agreement between the National Hockey League and the National Hockey League Players Association expires. NHL Commissioner Gary Bettman announces that the league will not resume play until a new CBA is reached.

Oct. 24, 2012 – John Davidson is named president of hockey operations and alternate governor of the Blue Jackets.

Jan. 6, 2013 – NHL Commissioner Gary Bettman announces that the tentative framework of a new Collective Bargaining Agreement between the league and its players has been reached.

Jan. 19, 2013 – Columbus opens the 12th season in franchise history with a 3-2 win at Nashville as Nick Foligno and Artem Anisimov each scored goals and Sergei Bobrovsky made 32 saves in their Blue Jackets' debuts.

Feb. 11, 2013 – Vinny Prospal and Mark Letestu tie a team record by scoring goals eight seconds apart during a 6-2 win over San Jose at Nationwide Arena.

Feb. 11-Mar. 31, 2013 – Columbus sets a team record for most consecutive home games earning at least one point, going 9-0-3 over 12 games.

Feb. 12, 2013 – The Blue Jackets announce that Executive Vice President and General Manager Scott Howson has been relieved of his duties with the club.

Feb. 13, 2013 – The Blue Jackets introduce Jarmo Kekalainen as the third general manager in franchise history. The Tampere, Finland native becomes the first European-born general manager in NHL history.

Feb. 26-Mar. 22, 2013 – The Blue Jackets set a franchise record by earning at least one point in 12 consecutive games, recording an 8-0-4 record during that span.

Mar. 14, 2013 – The National Hockey League announces a realignment plan that has Columbus playing in the Eastern Conference beginning in 2013-14. The Blue Jackets join a division featuring Carolina, New Jersey, NY Islanders, NY Rangers, Philadelphia, Pittsburgh and Washington.

Mar. 31, 2013 – Mark Letestu scores 4:00 into overtime to give Columbus a 2-1 home win over Anaheim and a 10-2-4 record in March, marking the winningest month in franchise history.

Apr. 3, 2013 – Columbus makes several moves prior to the trade deadling, highlighted by the acquisition of All-Star RW Marian Gaborik, Steven Delisle and Blake Partlett from the NY Rangers in exchange for Derick Brassard, Derek Dorsett, John Moore and a sixth round pick in the 2014 NHL Draft.

Apr. 27, 2013 – The Blue Jackets end the 2012-13 campaign with a 3-1 home win over Nashville, giving them a 24-17-7 record and finishing the season with a winning pct. of .573 – the best mark in franchise history.

June 15, 2013 – Sergei Bobrovsky is named the winner of the Vezina Trophy as the NHL's most outstanding goaltender for 2012-13 prior to Game 2 of the Stanley Cup Final at the United Center in Chicago.

June 30, 2013 – Columbus selects eight players at the 2013 NHL Entry Draft in Newark, New Jersey, including three first round picks: forwards Alexander Wennberg, Kerby Rychel and Marko Dano.

July 5, 2013 – The Jackets sign free agent forward Nathan Horton to a seven-year contract.

Jan. 6-23, 2014 – The Jackets win a franchise-record eight consecutive victories, defeating the Rangers, Hurricanes, Jets, Lightning, Capitals, Sabres, Kings and Flyers to set the new mark.

Apr. 9, 2014 – Columbus clinches the second playoff berth in franchise history with a 3-1 road win over the Dallas Stars.

Apr. 19, 2014 – Matt Calvert scores early in the second overtime period to give the Jackets the first postseason victory in franchise history, 4-3 over the Pittsburgh Penguins at CONSOL Energy Center.

Apr. 23, 2014 – Nick Foligno scores 2:49 into overtime to give the Jackets their first-ever home playoff win, 4-3 over Pittsburgh in front of 18,970 fans at Nationwide Arena.

June 16, 2014 – Brad Larsen is named assistant coach after leading the AHL Springfield Falcons to back-to-back division titles.

June 27-28 2014 – Columbus selects seven players, including USNDP forward Sonny Milano 16th overall, at the 2014 NHL Draft at Wells Fargo Center in Philadelphia.

2000

May 8	Signed LW Jonathan Schill as a free agent.
May 11	Acquired C Chris Nielsen from NY Islanders for fourth and ninth round picks in the 2000 Entry Draft.
May 16	Signed LW Mathieu Darche as a free agent.
May 16	Signed G Greg Gardner as a free agent.
May 17	Signed LW Jeremy Reich as a free agent.
May 25	Acquired C Espen Knutsen from Anaheim for a fourth round pick in the 2001 Draft.
May 26	Signed C Blake Bellefeuille as a free agent.
May 26	Claimed D Jamie Heward off waivers from NY Islanders.
May 29	Signed D Dan Watson as a free agent.
May 30	Signed LW Martin Spanhel as a free agent.
June 2	Signed RW Reggie Savage as a free agent.
June 5	Signed C Brad Moran as a free agent.
June 7	Acquired G Marc Denis from Colorado for a second round pick in the 2000 Entry Draft.
June 8	Signed RW David Vyborny as a free agent.
June 12	Acquired RW Jan Caloun, a ninth round pick in the 2000 Draft and future considerations from San Jose for future considerations.
June 12	Acquired LW Krzysztof Oliwa from New Jersey for third round pick in the 2001 Draft.
June 22	Selected 26 players in Expansion Draft.
June 23	Acquired D Jean-Luc Grand-Pierre, RW Matt Davidson, a fifth round pick in the 2000 Entry Draft and a fifth round pick in the 2001 Draft from Buffalo for past considerations.
June 23	Acquired D Deron Quint from New Jersey for past considerations.
June 29	Signed D Lyle Odelein as a free agent.
July 4	Signed G Ron Tugnutt as a free agent.
July 7	Signed D Frantisek Kucera as a free agent.
July 11	Signed C Serge Aubin as a free agent.
July 18	Signed D Michael Gaul as a free agent.
July 20	Signed D Petteri Nummelin.
July 24	Signed RW Jan Caloun.
Aug. 3	Signed C Bill Bowler as a free agent.
Aug. 3	Signed LW Sean Selmser as a free agent.
Aug. 3	Signed D Andrei Stryubko as a free agent.
Aug. 7	Signed D Sergei Klimentiev as a free agent.
Aug. 16	Acquired RW Kent McDonell from Detroit for a sixth round pick in the 2003 Draft.
Aug. 24	Signed D Kevin Dahl as a free agent.
Aug. 24	Signed RW Mike Maneluk as a free agent.
Aug. 31	Signed G Marc Denis, restricted free agent, to a multi-year contract.
Sept. 24	Signed D Tyler Sloan as a free agent.
Oct. 2	Signed D Rostislav Klesla, a first round draft pick in the 2000 Draft, to a three-year contract.
Oct. 6	Signed LW Steve Maltais as a free agent, to a one-year contract.
Nov. 9	Acquired G Jean-Francois Labbe from NY Rangers for D Bert Robertsson.
Nov. 23	Placed RW Jan Caloun on unconditional waivers.
Nov. 27	Signed RW Alexander Selivanov as a free agent, to a one-year contract.

2001

Jan. 14	Acquired a third round pick in the 2001 Draft from Pittsburgh for LW Krzysztof Oliwa.
Jan. 31	Signed LW Jody Shelley as a free agent.
Mar. 13	Acquired LW Ray Whitney and considerations from Florida for C Kevyn Adams and a fourth round pick in the 2001 Draft.
Mar. 13	Acquired a third round pick in the 2001 Draft from Buffalo for RW Steve Heinze.

Mar. 13	Acquired a sixth round pick in the 2001 Draft from Pittsburgh for D Frantisek Kucera.
Mar. 13	Claimed RW Blake Sloan off waivers from Dallas.
Mar. 14	Re-signed D Radim Bicanek, to a multi-year contract.
May 7	Signed G Karl Goehring as a free agent.
May 10	Signed D Duvie Westcott as a free agent.
May 18	Claimed C Sean Pronger off waivers from NY Islanders.
May 29	Signed C Brett Harkins as a free agent.
May 31	Signed D Jeff Ware as a free agent.
June 20	Signed C Andrej Nedorost.
June 20	Signed LW Martin Paroulek.
June 24	Acquired D Paul Manning from Calgary for a fifth round pick in the 2001 Draft.
July 7	Signed RW David Ling as a free agent.
July 7	Signed C Mike Sillinger as a free agent, to a multi-year contract.
July 9	Re-signed RW Blake Sloan to a multi-year contract.
July 10	Signed D Darrel Scoville as a free agent.
July 13	Re-signed C Tyler Wright, to a multi-year contract.
July 31	Re-signed D Mattias Timander.
July 31	Re-signed RW Matt Davidson.
July 31	Re-signed D Andrei Stryubko.
July 31	Re-signed G Greg Gardner.
Aug. 3	Re-signed D Jamie Pushor.
Aug. 23	Re-signed LW Geoff Sanderson to a one-year contract.
Aug. 29	Acquired RW Grant Marshall from Dallas for a second round pick in the 2003 Draft.
Sept. 17	Signed G Andrew Penner as a free agent.
Sept. 17	Signed D Derrick Walser as a free agent.
Sept. 24	Re-signed D Deron Quint to a two-year contract.
Sept. 28	Claimed LW Kirk Muller off waivers from Dallas.
Sept. 28	Acquired D Evgeny Petrochinin from Dallas for LW Kirk Muller.
Oct. 19	Signed G Shane Bendera to a multi-year contract.

2002

Mar. 15	Acquired a fourth round pick in the 2003 Draft from Pittsburgh for D Jamie Pushor.
Mar. 19	Acquired D Jaroslav Spacek and a second round pick in the 2003 Draft from Chicago for D Lyle Odelein.
Mar. 19	Acquired D Jamie Allison from Calgary for RW Blake Sloan.
Apr. 22	Re-signed LW Jody Shelley to a multi-year contract.
Apr. 23	Signed G Pascal Leclaire, first round pick and eighth overall, to a multi-year contract.
May 28	Re-signed RW David Vyborny to a one-year contract.
May 28	Signed C Sean Pronger to a multi-year deal.
May 28	Signed D Scott Heffernan to a multi-year deal.
June 2	Signed RW Ben Knopp to a multi-year contract.
June 18	Acquired 20th overall pick in the 2002 Draft from Dallas for G Ron Tugnutt and the 32nd pick in the 2002 Draft.
June 22	Acquired first overall pick in the 2002 Draft from Florida for third overall pick and future considerations.
June 22	Acquired rights to LW Mike Pandolfo and the 30th overall pick in the 2002 Draft from Buffalo for the 20th overall pick in the 2002 Draft.
June 22	Acquired the 41st and 96th picks overall in the 2002 Draft from Atlanta for the 30th overall in the 2002 Draft.
June 22	Acquired a fourth round pick in the 2002 Draft from NY Islanders for D Mattias Timander.
June 23	Acquired sixth and seventh round picks in the 2002 Draft from Philadelphia for a fifth round pick in the 2003 Draft.
June 23	Acquired ninth round pick in the 2002 Draft from Florida for ninth round pick in the 2003 Draft.
June 26	Re-signed RW Grant Marshall to a multi-year deal.
June 26	Signed C/LW Lasse Pirjeta to a one-year deal, with the option for a second season.

ALL-TIME TRANSACTIONS

June 27	Re-signed G Marc Denis to a multi-year contract.
July 2	Signed RW Tim Jackman to a multi-year contract.
July 4	Signed D Scott Lachance as a free agent, to a multi-year contract.
July 4	Signed D Luke Richardson as a free agent, to a multi-year contract.
July 8	Signed LW Mike Pandolfo to a multi-year deal.
July 8	Re-signed D Jamie Allison to a one-year contract.
July 17	Signed C Don MacLean as a free agent, to a one-year deal with a club option for a second season.
July 29	Re-signed C Espen Knutsen to a multi-year deal.
July 29	Re-signed D Jean-Luc Grand-Pierre to a multi-year deal.
July 29	Re-signed LW Geoff Sanderson to a one-year deal.
Aug. 15	Signed C Andrew Cassels as a free agent, to a multi-year contract.
Oct. 4	Claimed D Mathieu Biron from Tampa Bay in the 2002 Waiver Draft.
Oct. 4	Acquired RW Petr Tenkrat from Florida in exchange for D Mathieu Biron.
Oct. 5	Claimed RW Hannes Hyvonen off waivers from Florida.
Oct. 7	Signed LW Rick Nash to a three-year contract.
Dec. 2	Traded RW Chris Nielsen and the rights to D Peterri Nummelin to Atlanta for RW Tomi Kallio and D Pauli Levokari.

2003

Jan. 1	Announced LW Tomi Kallio was claimed off waivers by Philadelphia.
Jan. 20	Signed D Darren Van Impe as a free agent.
Feb. 10	Acquired D Brandon Buckley from Pittsburgh for D Pauli Levokari.
Mar. 10	Traded RW Grant Marshall to New Jersey for a conditional draft pick.
May 7	Re-signed LW Geoff Sanderson and RW David Vyborny.
May 15	Re-signed D Duvie Westcott.
May 15	Signed LW Joe Motzko as a free agent.
June 2	Signed G Fred Brathwaite as a free agent.
June 3	Signed D Aaron Johnson to a multi-year contract.
June 12	Re-signed C Don MacLean to a one-year contract with an option for a second season.
June 12	Re-signed D Pauli Levokari to a one-year contract with an option for a second season.
July 1	Re-signed C Andrew Cassels to a multi-year contract.
July 3	Signed C Todd Marchant as a free agent, to a multi-year contract.
July 3	Signed RW Trevor Letowski as a free agent, to a multi-year contract.
July 15	Signed C Mark Hartigan as a free agent, to a one-year contract.
July 15	Signed D Alexander Guskov to a multi-year deal.
July 18	Re-signed D Derrick Walser.
July 18	Re-signed D Darrel Scoville.
July 22	Acquired D Darryl Sydor from Dallas for C Mike Sillinger and a second round pick in the the 2004 Draft.
July 24	Re-signed D David Ling.
July 24	Re-signed C Brad Moran.
Aug. 14	Re-signed RW Kent McDonell.
Aug. 14	Re-signed LW Jeremy Reich.
Aug. 15	Signed RW Nikolai Zherdev to a multi-year contract.
Aug. 26	Re-signed G Karl Goehring.
Oct. 3	Claimed C Travis Green from Toronto in Waiver Draft.
Oct. 3	Acquired a sixth round choice in the 2004 Draft from Boston in exchange for C Travis Green.
Oct. 3	Announced RW Petr Tenkrat was claimed by Toronto in the Waiver Draft.
Oct. 6	Signed C Dan Fritsche to a multi-year contract.

Oct. 10	Signed D Anders Eriksson as a free agent, to a one-year, two-way NHL-AHL contract.
Oct. 30	Acquired D Zenith Komarniski from Vancouver for C Sean Pronger.
Nov. 21	Claimed C Manny Malhotra off waivers from Dallas.
Dec. 10	Signed D Jamie Pushor as a free agent to a one-year contract.
Dec. 16	Announced buy-out agreement had been reached with C Espen Knutsen.
Dec. 31	Announced RW Jean-Luc Grand-Pierre was claimed off waivers by Atlanta.

2004

Jan. 9	Announced D Todd Rohloff was claimed off waivers by Washington.
Jan. 23	Acquired an eighth round pick in the 2004 Draft from NY Rangers for D Jamie Pushor.
Jan. 27	Acquired C Alexander Svitov and a third round pick in the 2004 Draft for D Darryl Sydor and a fourth round pick in the 2004 Draft.
Mar. 9	Acquired a third round pick in the 2004 Draft from Vancouver for LW Geoff Sanderson.
Mar. 9	Acquired C Brian Holzinger from Pittsburgh for C Lasse Pirjeta.
Mar. 19	Signed RW Steven Goertzen to a multi-year contract.
Apr. 12	Signed D Prestin Ryan as a free agent.
Apr. 15	Signed C Greg Mauldin as a free agent to a multi-year deal.
Apr. 15	Signed RW Brandon Sugden as a free agent, to a one-year, two-way NHL-AHL contract.
June 1	Signed D Ole-Kristian Tollefsen to a multi-year contract.
June 1	Signed RW Tim Konsorada to a multi-year contract.
June 10	Re-signed D Rostislav Klesla to a one-year contract.
June 16	Acquired G Arturs Irbes from Carolina in exchange for future considerations.
June 28	Claimed LW Geoff Sanderson off waivers from Vancouver.
June 28	Re-signed G Karl Goehring.
June 30	Re-signed RW Kent McDonell.
June 30	Signed RW Tyler Kolarik to an entry level contract.
June 30	Signed C Raffaele Sannitz to an entry level contract.
July 6	Acquired D Rostislav Suchy and a sixth round pick in the 2005 Draft from Phoenix in exchange for a fourth round pick in the 2005 Draft.
July 7	Re-signed C Mark Hartigan.
July 7	Signed D Andre Lakos as a free agent.
July 7	Signed F Mattias Trattnig as a free agent.
July 22	Re-signed D Darrel Scoville.
Aug. 26	Re-signed LW Mike Pandolfo.
Aug. 31	Re-signed C Brad Moran.
Sept. 7	Claimed C Jeff Panzer off waivers from St. Louis.
Sept. 14	Re-signed RW David Vyborny and G Marc Denis to multi-year contracts.
Sept. 14	Claimed D Francois Beauchemin off waivers from Montreal.

2005

July 28	Exercised option on a one-year contract with D Radoslav Suchy.
July 28	Re-signed RW Joe Motzko to a two-year, two-way NHL-AHL contract.
July 28	Re-signed D Duvie Westcott to a two-year contract.
July 28	Signed C Philippe Dupuis to a three-year entry level contract.
July 28	Signed D Marc Methot to a three-year entry level contract.
July 30	Acquired a fourth round pick in the 2005 Draft from Carolina for a fourth round pick in the 2006 Draft and the rights to D Derrick Walser.
Aug. 1	Re-signed D Francois Beauchemin to a two-year contract.

ALL-TIME TRANSACTIONS

Aug. 2 Signed D Adam Foote as a free agent, to a three-year contract.
Aug. 3 Signed D Bryan Berard as a free agent, to a two-year contract.
Aug. 4 Signed G Martin Prusek as a free agent, to a one-year contract.
Aug. 8 Re-signed LW Rick Nash to a five-year contract.
Aug. 10 Signed C Jan Hrdina as a free agent, to a one-year contract.
Aug. 11 Signed C Ben Simon as a free agent, to a one-year contract.
Aug. 12 Re-signed D Jeff MacMillan as a free agent, to a one-year contract.
Aug. 15 Re-signed RW Tim Jackman to a one-year contract.
Aug. 15 Re-signed D Rostislav Klesla to a one-year contract.
Aug. 15 Re-signed G Pascal Leclaire to a one-year contract.
Aug. 15 Re-signed RW Brandon Sugden to a one-year contract.
Aug. 16 Signed C Andrew Murray to an entry level contract.
Aug. 19 Signed RW Jaroslav Balastik to a one-year contract.
Aug. 22 Re-signed C Mark Hartigan to a two-year, two-way NHL-AHL contract.
Aug. 22 Signed D Mark Flood as a free agent, to a three-year entry level contract.
Aug. 22 Signed C Peter Sarno as a free agent, to a one-year, two-way NHL-AHL deal.
Aug. 29 Signed RW Alexandre Picard to a three-year contract.
Aug. 29 Signed G Tomas Popperle to a three-year contract.
Oct. 3 Signed C Gilbert Brule to a three-year contract.
Oct. 4 Claimed D Andy Delmore off waivers from Detroit.
Oct. 8 Acquired D Cale Hulse, C Mike Rupp, LW Jason Chimera from Phoenix for LW Geoff Sanderson and RW Tim Jackman.
Nov. 15 Acquired C Sergei Fedorov, a fifth round pick in the 2006 Draft from Anaheim for D Francois Beauchemin and C Tyler Wright.
Nov. 25 Signed C Geoff Platt as a free agent, to a multi-year contract.
Nov. 29 Claimed D Ron Hainsey off waivers from Montreal.
Dec. 30 Signed LW Darcy Verot as a free agent, to a one-year contract.

2006

Feb. 3 Signed C Joakim Lindstrom to a three-year entry level contract.
Feb. 28 Acquired LW Cam Severson from Calgary for D Cale Hulse.
Mar. 8 Traded D Luke Richardson to Toronto for conditional draft pick.
Apr. 18 Re-signed D Rostislav Klesla to a four-year contract.
May 5 Re-signed RW David Vyborny to a two-year contract.
June 1 Signed G Dan LaCosta to a three-year entry level contract.
June 1 Signed RW Petr Pohl to a three-year entry level contract.
June 1 Signed D Kyle Wharton to a three-year entry level contract.
June 15 Re-signed LW Jody Shelley to a two-year contract.
June 20 Re-signed C Manny Malhotra to a three-year contract.
June 30 Acquired LW Fredrik Modin and G Fredrik Norrena from Tampa Bay for G Marc Denis.
July 1 Signed D Kris Russell to an entry level contract.
July 1 Signed D Anders Eriksson as a free agent, to a one-year contract.
July 1 Re-signed C Alexander Svitov to a multi-year contract.
July 6 Signed G Ty Conklin as a free agent to a one-year, two-way NHL-AHL contract.
July 6 Signed D Tomas Kloucek as a free agent to a one-year, two-way NHL-AHL contract.
July 11 Re-signed D Ron Hainsey to a two-year contract.
July 18 Re-signed G Pascal Leclaire to a two-year contract.
July 21 Signed C Janne Hauhtonen as a free agent to a one-year, two-way NHL-AHL contract.
July 21 Signed D Jamie Pushor as a free agent to a one-year, two-way NHL-AHL contract.
July 22 Re-signed LW Jason Chimera to a two-year contract.
Aug. 8 Signed D Filip Novak as a free agent, to a two-year, two-way NHL-AHL contract.
Aug. 22 Signed C Eric Boguniecki as a free agent to a one-year, two-way NHL-AHL contract.

Sept. 13 Signed RW Anson Carter as a free agent to a one-year contract.
Sept. 28 Re-signed RW Nikolai Zherdev to a three-year contract.
Oct. 25 Acquired D Ryan Caldwell from NY Islanders for C Eric Boguniecki.
Nov. 29 Acquired D Derrick Walser from Carolina for D Mark Flood.

2007

Jan. 26 Acquired LW Curtis Glencross, C Zenon Konopka and a conditional seventh round pick in either the 2007 or 2008 Draft from Anaheim in exchange for RW Joe Motzko, C Mark Hartigan and a fourth round pick in the 2007 Draft.
Feb. 11 Re-signed G Fredrik Norrena to a multi-year contract.
Feb. 23 Acquired a fifth round pick in the 2008 Draft from Carolina for RW Anson Carter.
Feb. 26 Re-signed LW Fredrik Modin to a multi-year contract.
Feb. 27 Acquired a fifth round pick in the 2007 Draft from Buffalo for G Ty Conklin.
Feb. 27 Claimed G Brian Boucher off waivers from Chicago.
Mar. 19 Signed D Jon Landry as a free agent, to a two-year entry level contract.
Mar. 24 Signed D Darcy Campbell as a free agent, to a two-year entry level contract.
Mar. 27 Signed LW Tom Sestito to a three-year entry level contract.
Apr. 7 Signed RW Jared Boll to a three-year entry level contract.
Apr. 7 Signed RW Derek Dorsett to a three-year entry level contract.
May 9 Signed G Steve Mason to a three-year entry level contract.
May 16 Acquired a fifth round pick in the 2007 Draft from Boston in exchange for the rights to D Adam McQuaid.
May 25 Signed LW Kirill Starkov to a three-year entry level contract.
June 1 Signed D Mikko Maenpaa as a free agent, to a one-year, two-way NHL-AHL contract.
July 1 Signed D Sheldon Brookbank as a free agent, to a one-year contract.
July 2 Re-signed D Ole-Kristian Tollefsen to a two-year contract.
July 2 Re-signed C Alexander Svitov to a two-year contract.
July 3 Signed C Jiri Novotny as a free agent, to a two-year contract.
July 5 Signed D Jan Hejda as a free agent, to a one-year contract.
July 10 Re-signed LW Curtis Glencross to a one-year, two-way NHL-AHL contract.
July 10 Re-signed LW Joakim Lindstrom to a one-year, two-way NHL-AHL contract.
July 10 Re-signed C Andrew Murray to a one-year, two-way NHL-AHL contract.
July 10 Re-signed RW Steve Goertzen to a two-year, two-way NHL-AHL contract.
July 11 Signed C Derek MacKenzie as a free agent, to a one-year, two-way NHL-AHL contract.
July 11 Signed D Dan Smith as a free agent, to a one-year, two-way NHL-AHL contract.
Aug. 3 Signed C Jakub Voracek to a three-year entry level contract.
Aug. 7 Signed C Kris Beech as a free agent to a one-year, two-way NHL-AHL contract.
Aug. 23 Signed C Michael Peca as a free agent to a one-year contract.
Sept. 13 Suspended C Alexander Svitov.
Nov. 6 Signed RW Stefan Legein to a three-year entry level contract.
Nov. 15 Acquired D Aaron Rome and D Clay Wilson from Anaheim in exchange for C Geoff Platt.

2008

Jan. 29 Acquired a sixth round pick in the 2009 Draft from San Jose in exchange for LW Jody Shelley.
Feb. 1 Acquired D Dick Tarnstrom from Edmonton in exchange for LW Curtis Glencross.

ALL-TIME TRANSACTIONS

Feb. 26 Acquired conditional first and fourth round picks from Colorado in exchange for D Adam Foote.

Feb. 26 Acquired D Theo Ruth from Washington in exchange for C Sergei Fedorov.

Feb. 28 Acquired LW Nate DiCasmirro from Phoenix in exchange for RW Steven Goertzen.

Mar. 7 Re-signed C Andrew Murray to three-year contract.

Mar. 28 Signed D Nick Holden to a three-year entry level contract.

Apr. 7 Signed D Grant Clitsome to a three-year entry level contract.

Apr. 29 Re-signed D Jan Hejda to a three-year contract.

May 27 Acquired D Jonathan Sigalet from Boston for the rights to LW Matt Marquardt.

June 20 Acquired C R.J. Umberger and a fourth round pick in the 2008 Draft from Philadelphia for first and third round picks in 2008 Draft.

June 21 Acquired a fourth and fifth round pick in the 2008 Draft from Boston for a fourth round pick in 2008 Draft.

July 1 Acquired LW Raffi Torres from Edmonton for C Gilbert Brule.

July 1 Signed D Mike Commodore as a free agent, to a five-year contract.

July 2 Acquired D Fedor Tyutin and D Christian Backman from NY Rangers for C Dan Fritsche and RW Nikolai Zherdev.

July 2 Signed RW Kristian Huselius as a free agent, to a four-year contract.

July 7 Signed C R.J. Umberger to a four-year contract.

July 7 Re-signed D Clay Wilson to a one-year, two-way NHL-AHL contract.

July 7 Re-signed D Andrey Plekhanov to a two-year, two-way NHL-AHL contract.

July 7 Signed LW John Vigilante as a free agent to a one-year, two-way NHL-AHL contract.

July 9 Signed C Nikita Filatov to a three-year entry level contract.

July 11 Re-signed C Michael Peca to a one-year contract.

July 14 Re-signed C Derek MacKenzie to a two-year, two-way NHL-AHL contract.

July 14 Signed LW Craig MacDonald to a one-year, two-way NHL-AHL contract.

July 15 Acquired conditional draft pick from Anaheim for LW Joakim Lindstrom.

July 16 Re-signed LW Alexandre Picard a one-year, two-way NHL-AHL contract.

July 16 Re-signed D Marc Methot a one-year, two-way NHL-AHL contract.

July 16 Signed C Steve Kelly as a free agent to a one-year, two-way NHL-AHL contract.

July 17 Re-signed D Aaron Rome to a one-year, two-way NHL-AHL contract.

July 25 Signed LW Mike York as a free agent to a one-year contract.

July 30 Re-signed G Pascal Leclaire to a three-year contract.

Aug. 29 Signed RW Maksim Mayorov to a three-year entry level contract.

2009

Jan. 10 Acquired RW Mike Blunden from Chicago for RW Adam Pineault.

Jan. 14 Acquired C Jason Williams from Atlanta for D Clay Wilson and San Jose's sixth round pick in the 2009 Draft.

Jan. 17 Claimed G Wade Dubielewicz off waivers from NY Islanders.

Feb. 21 Claimed C Chris Gratton off waivers from Tampa Bay.

Mar. 4 Acquired C Antoine Vermette from Ottawa for G Pascal Leclaire and a second round pick in the 2009 Draft.

Mar. 4 Acquired G Kevin Lalande from Calgary for a fourth round pick in the 2009 Draft.

July 1 Signed D Brent Regner to a three-year entry level contract.

July 1 Signed C Samuel Pahlsson as a free agent to a three-year contract.

July 1 Signed G Mathieu Garon as a free agent to a two-year contract.

July 3 Signed C Trevor Frischmon as a free agent to a one-year, two-way NHL-AHL contract.

July 3 Signed LW Rick Nash to eight-year contract extension.

July 6 Signed C Pascal Pelletier as a free agent to a one-year, two-way NHL-AHL contract.

July 10 Re-signed D Jonathan Sigalet to a two-year, two-way NHL-AHL contract.

July 14 Signed D Mathieu Roy as a free agent to a one-year, two-way NHL-AHL contract.

July 21 Re-signed RW Mike Blunden to a one-year, two-way NHL-AHL contract.

July 21 Signed D John Moore to a three-year entry level contract.

July 22 Re-signed D Marc Methot to a two-year contract.

July 28 Re-signed G Dan LaCosta to a one-year, two-way NHL-AHL contract.

Sept. 9 Re-signed LW Alexandre Picard to a one-year contract.

Sept. 12 Re-signed RW Derek Dorsett to a two-year contract extension.

Sept. 15 Re-signed C Antoine Vermette to a five-year contract extension.

Sept. 28 Acquired D Anton Stralman from Calgary for a third round pick in the 2010 Draft.

Oct. 8 Acquired LW Jordan LaVallee-Smotherman from Atlanta for future considerations.

Oct. 20 Acquired D Michael Ratchuk from Philadelphia for RW Stefan Legein.

Dec. 8 Acquired D Brandon Bell and F Tomas Kana from St. Louis for F Pascal Pelletier.

Dec. 28 Acquired D Milan Jurcina and RW Chris Clark from Washington for LW Jason Chimera.

2010

Mar. 1 Acquired C Greg Moore from NY Islanders in exchange for D Dylan Reese.

Mar. 3 Acquired conditional sixth round pick in the 2010 Draft from Washington for D Milan Jurcina.

Mar. 3 Acquired D Nathan Paetsh and a second round pick in the 2010 Draft from Buffalo for LW Raffi Torres.

Mar. 3 Acquired conditional seventh round pick in the 2010 Draft from Los Angeles for LW Fredrik Modin.

Mar. 3 Acquired C Chad Kolarik from Phoenix for LW Alexander Picard.

Mar. 3 Acquired the rights to C Matt Rust from Florida for D Mathieu Roy.

Mar. 18 Signed LW Matt Calvert to a three-year entry level contract.

Apr. 12 Signed D Theo Ruth to a three-year entry level contract.

Apr. 29 Signed D Cody Goloubef to a three-year entry level contract.

May 5 Signed G Gustaf Wesslau to a one-year, two-way NHL-AHL contract.

May 6 Signed D Steven Delisle to a three-year entry level contract.

May 18 Signed RW Tomas Kubalik to a three-year entry level contract.

June 3 Signed D David Savard to a three-year entry level contract.

June 9 Re-signed C Tomas Kana to a one-year, two-way, entry level contract.

June 30 Claimed LW Ethan Moreau off waivers from Edmonton.

July 1 Re-signed C Derek MacKenzie to a two-year, two-way NHL-AHL contract.

July 2 Re-signed C Trevor Frischmon to a one-year, two-way contract.

July 2 Signed D Nate Guenin as a free agent, to a one-year, two-way contract.

July 2 Signed C Kyle Wilson as a free agent, to a one-year, two-way contract.

ALL-TIME TRANSACTIONS

July 7 Signed G David LeNeveu as a free agent, to a one-year, two-way contract.

July 13 Re-signed RW Jared Boll to a two-year contract.

July 15 Re-signed LW Tom Sestito to a one-year, two-way NHL-AHL contract.

July 16 Re-signed C Chad Kolarik to a one-year two-way NHL-AHL contract.

July 22 Re-signed D Grant Clitsome to a one-year two-way NHL-AHL contract.

July 28 Re-signed D Anton Stralman to a one-year contract.

Aug. 10 Re-signed RW Mike Blunden to a one-year two-way NHL-AHL contract.

Aug. 18 Signed RW Ben Guite as a free agent to a one-year contract.

Sept. 9 Signed C Ryan Johansen to a three-year entry level contract.

Sept. 20 Signed G Steve Mason to two-year contract extension.

Oct. 7 Signed F Oliver Gabriel as a free agent to a three-year entry level contract.

2011

Jan. 4 Acquired C Trevor Smith from Anaheim in exchange for Nate Guenin.

Feb. 26 Claimed D Craig Rivet off waivers from Buffalo.

Feb. 28 Acquired LW Scottie Upshall and D Sami Lepisto from Phoenix in exchange for D Rostislav Klesla and C Dane Byers.

Feb. 28 Acquired RW Greg Moore and the rights to C Michael Chaput from Philadelphia in exchange for LW Tom Sestito.

Mar. 1 Acquired RW Petr Kalus from Minnesota in exchange for future considerations.

Mar. 17 Signed D Anton Blomqvist to a three-year entry level contract.

Mar. 27 Signed RW Cam Atkinson to two-year entry level contract.

Mar. 29 Signed G Allen York to a two-year entry level contract.

June 10 Re-signed D Grant Clitsome to a two-year contract.

June 20 Re-signed D Nick Holden to a one-year, two-way NHL-AHL contract.

June 23 Acquired C Jeff Carter from Philadelphia in exchange for Jakub Voracek and first and third round picks in the 2011 Draft.

June 25 Acquired a third round pick in the 2011 Draft from Ottawa in exchange for LW Nikita Filatov.

June 29 Acquired rights to D James Wisniewski from Montreal in exchange for a seventh round pick in the 2012 Draft (became fifth round pick when Wisniewski signed with CBJ).

June 29 Re-signed RW Mike Blunden to a one-year, two-way NHL-AHL contract.

July 1 Signed D James Wisniewski to a six-year contract.

July 1 Signed G Mark Dekanich as a free agent to a one-year contract.

July 1 Signed G Curtis Sanford as a free agent to a one-year, two-way NHL-AHL contract.

July 1 Signed D Dalton Prout to a three-year entry level contract.

July 1 Signed C Andrew Joudrey as a free agent to a two-year, two-way NHL-AHL contract.

July 1 Signed C Nick Drazenovic as a free agent to a one-year, two-way NHL-AHL contract.

July 4 Signed LW Alexandre Giroux as a free agent, to a one-year, two-way contract.

July 5 Signed D Aaron Johnson as a free agent, to a one-year, two-way NHL-AHL contract.

July 5 Re-signed D Marc Methot to a four-year contract.

July 6 Signed D Radek Martinek as a free agent, to a one-year contract.

July 7 Acquired C Ryan Russell from Montreal in exchange for RW Mike Blunden.

July 7 Signed LW Dane Byers as a free agent to a one-year, two-way NHL-AHL contract.

July 7 Signed C Martin St. Pierre as a free agent to a one-year, two-way NHL-AHL contract.

July 13 Signed C Cody Bass as a free agent to a one-way, NHL-AHL contract.

July 23 Signed C/LW Vinny Prospal as a free agent to a one-year contract.

Aug. 8 Signed LW Dalton Smith to a three-year, entry level contract.

Aug. 8 Signed RW Ryan Russell to a one-year, two-way NHL-AHL contract.

Aug. 31 Re-signed D Fedor Tyutin to a six-year contract.

Nov. 8 Acquired C Mark Letestu from Pittsburgh in exchange for a fourth round pick in the 2012 Draft.

Nov. 11 Acquired D Nikita Nikitin from St. Louis in exchange for D Kris Russell.

2012

Jan. 14 Claimed LW Colton Gillies off waivers from Minnesota.

Jan. 19 Signed D Brett Lebda to a one-year contract.

Feb. 8 Signed LW Vinny Prospal to one-year contract extension.

Feb. 22 Acquired a 2012 second round pick, conditional 2013 fifth round pick and G Curtis McElhinney from Phoenix in exchange for C Antoine Vermette.

Feb. 23 Acquired D Jack Johnson and a conditional first round pick from Los Angeles in exchange for C Jeff Carter.

Feb. 25 Claimed C Darryl Boyce off waivers from Toronto.

Feb. 27 Announced D Grant Clitsome was claimed off waivers by Winnipeg.

Feb. 27 Acquired two fourth round picks in the 2012 Entry Draft and D Taylor Ellington from Vancouver in exchange for C Samuel Pahlsson.

Mar. 28 Signed G Shawn Hunwick to an amateur tryout contract.

Mar. 29 Signed C Sean Collins to a two-year entry level contract.

Mar. 29 Signed G Shawn Hunwick to a one-year contract.

Apr. 6 Signed D Will Weber to a two-year entry level contract.

Apr. 12 Signed LW Jake Hansen to a two-year entry level contract.

Apr. 25 Signed C Nick Drazenovic to a one-year, two-way NHL-AHL contract.

Apr. 28 Signed C Michael Chaput to a three-year entry level contract.

May 19 Signed D Austin Madaisky to a three-year entry level contract.

May 23 Re-signed RW Derek Dorsett to a three-year contract.

May 24 Re-signed C Ryan Russell to a one-year, two-way NHL-AHL contract.

May 31 Re-signed C Derek MacKenzie to a two-year contract.

June 20 Acquired G Sergei Bobrovsky from Philadelphia in exchange for 2012 second and fourth round picks and 2013 fourth round pick.

June 28 Re-signed D Nikita Nikitin to a two-year contract.

June 30 Re-signed RW Jared Boll to a two-year contract.

June 30 Re-signed D Nick Holden to a one-year, two-way NHL-AHL contract.

July 1 Re-signed G Curtis McElhinney to a one-year, two-way NHL-AHL contract.

July 1 Signed LW Jonathan Audy-Marchessault to a three-year entry level contract.

July 1 Acquired LW Nick Foligno from Ottawa in exchange for D Marc Methot.

July 1 Signed D Adrian Aucoin as a free agent to a one-year contract.

July 6 Re-signed LW Nick Foligno to a three-year contract.

July 23 Acquired C Artem Anisimov, C Brandon Dubinsky, D Tim Erixon and a 2013 first round pick from NY Rangers in exchange for LW Rick Nash, D Steven Delisle and a 2013 conditional third round pick.

July 24 Signed D Ryan Murray to a three-year entry level contract.

ALL-TIME TRANSACTIONS

2013

Mar. 10 Acquired RW Spencer Machacek from Winnipeg in exchange for RW Tomas Kubalik.

Mar. 12 Acquired RW Matt Ford from Philadelphia in exchange for future considerations.

Apr. 2 Re-signed C Mark Letestu to a two-year contract extension.

Apr. 3 Acquired RW Marian Gaborik, D Steven Delisle and D Blake Parlett from NY Rangers in exchange for C Derek Dorsett, C Derick Brassard, D John Moore and a sixth round selection at the 2013 NHL Entry Draft.

Apr. 3 Acquired LW Blake Comeau from Calgary in exchange for a fifth round selection at the 2013 NHL Entry Draft.

Apr. 3 Acquired G Michael Leighton and a fifth round selection at the 2015 NHL Entry Draft from Philadelphia in exchange for G Steve Mason.

Apr. 3 Acquired G Patrick Killeen from Pittsburgh in exchange for future considerations.

Apr. 10 Signed C Lukas Sedlak to a three-year, entry-level contract.

Apr. 23 Re-signed LW Matt Calvert to a two-year contract extension.

Apr. 26 Re-signed RW Cam Atkinson to a two-year contract extension.

May 24 Signed G Curtis McElhinney to a one-year contract.

May 24 Signed D Ilari Melart to a one-year entry level contract.

May 28 Signed G Anton Forsberg to a three-year, entry level contract.

June 26 Re-signed C Artem Anisimov to a three-year contract extension.

July 1 Re-signed G Sergei Bobrovsky to a two-year contract extension.

July 5 Signed RW Nathan Horton to a seven-year contract.

July 5 Signed G Jeremy Smith to a one-year, two-way NHL-AHL contract.

July 5 Signed RW Cody Bass to a one-year, two-way NHL-AHL contract.

July 5 Signed RW Blake Comeau to a one-year contract extension.

July 5 Signed C Ryan Craig to a two-year, two-way NHL-AHL contract.

July 5 Signed G Mike McKenna to a one-year, two-way NHL-AHL contract.

July 5 Signed D Thomas Larkin to a two-year entry level contract.

July 6 Signed D Patrick McNeill to a one-year, two-way NHL-AHL contract.

July 7 Signed RW Jack Skille to a one-year, two-way NHL-AHL contract.

July 7 Signed D Frederic St. Denis to a one-year, two-way NHL-AHL contract.

July 15 Re-signed D David Savard to a one-year, two-way NHL-AHL contract extension.

July 19 Re-signed D Blake Parlett to a one-year, two-way NHL-AHL contract extension.

July 19 Re-signed RW Spencer Machacek to a one-year, two-way NHL-AHL contract extension.

July 25 Re-signed D Cody Goloubef to a one-year, two-way NHL-AHL contract extension.

Nov. 5 Signed RW Josh Anderson to a three-year, entry-level contract.

Nov. 28 Claimed RW Corey Tropp off waivers from Buffalo.

Dec. 26 Signed RW Oliver Bjorkstrand to three-year, entry-level contract.

Dec. 31 Signed LW Kerby Rychel to three-year, entry-level contract.

2014

Feb. 6 Acquired F Paul Thompson from Pittsburgh in exchange for F Spencer Machacek.

Feb. 7 Acquired F Carter Camper from Boston in exchange for D Blake Parlett.

Mar. 5 Acquired F Matt Frattin and two conditional draft picks from

Los Angeles in exchange for F Marian Gaborik.

Mar. 5 Acquired D Nick Schultz from Edmonton in exchange for a fifth round pick in the 2014 NHL Draft.

Mar. 5 Acquired D Matt Taormina and F Dana Tyrell from Tampa Bay in exchange for F Jonathan Marchessault and F Dalton Smith.

Mar. 14 Signed F Marko Dano to a three-year, entry-level contract.

Mar. 21 Signed G Joonas Korpiasalo to three year, entry-level contract.

Apr. 1 Signed F T.J. Tynan to two-year, entry-level contract.

May 8 Signed G Oscar Dansk to three-year, entry-level contract.

May 16 Signed F Alexander Wennberg to a three-year, entry-level contract.

May 30 Signed F Daniel Zaar to a three-year, entry-level contract.

June 4 Signed F Simon Hjalmarsson to a one-year, two-way contract.

June 23 Acquired F Scott Hartnell from Philadelphia in exchange for F R.J. Umberger and a fourth round pick in the 2015 NHL Entry Draft.

June 23 Signed G Curtis McElhinney to a one-year contract.

June 28 Signed D Dalton Prout to a two-year contract.

July 1 Acquired F Jerry D'Amigo and a conditional draft pick from Toronto in exchange for F Matt Frattin.

July 1 Signed D Frédéric St-Denis to a one-year, two-way contract.

July 4 Signed F Brian Gibbons to a one-year, two-way contract.

July 5 Signed D David Savard to a two-year contract.

July 7 Signed F Corey Tropp to a two-year contract.

July 7 Signed D Cody Goloubef to a one-year, two-way contract.

July 8 Signed F Sean Collins to a one-year, two-way contract.

July 9 Signed D Will Weber to a one-year, two-way contract.

July 11 Signed F Brandon Dubinsky to six-year extension.

July 15 Signed D Tim Erixon to a one-year contract.

July 28 Signed F Dana Tyrell to a one-year, two-way contract.

July 29 Signed F Jerry D'Amigo to one-year, two-way contract.

ALL-TIME PLAYER REGISTER

KEVYN ADAMS, C

Selected in the Expansion Draft on June 23, 2000. Traded to Florida with a fourth round pick in 2001 Draft for LW Ray Whitney and future considerations on Mar. 13, 2001.

Year	GP	G	A	PTS	+/-	PIM
2000-01	66	8	12	20	-4	52
Total	66	8	12	20	-4	52

JAMIE ALLISON, D

Acquired from Calgary for RW Blake Sloan on Mar. 19, 2002.

Year	GP	G	A	PTS	+/-	PIM
2001-02	7	0	0	0	-4	28
2002-03	48	0	1	1	-15	99
Total	55	0	1	1	-19	127

ARTEM ANISIMOV, C

Acquired from NY Rangers with C Brandon Dubinsky, D Tim Erixon and a 1st round entry draft pick on July 23, 2012 in exchange for LW Rick Nash, D Steven Delisle and a conditional 3rd round entry draft pick.

Year	GP	G	A	PTS	+/-	PIM
2012-13	35	11	7	18	-6	12
Total	35	11	7	18	-6	12

CAM ATKINSON, RW

Selected 157th overall in the 2008 Draft.

Year	GP	G	A	PTS	+/-	PIM
2011-12	27	7	7	14	1	14
2012-13	35	9	9	18	9	4
2013-14	79	21	19	40	-4	18
Total	141	37	35	72	6	36

SERGE AUBIN, C/LW

Signed as a free agent on July 11, 2000.

Year	GP	G	A	PTS	+/-	PIM
2000-01	81	13	17	30	-20	107
2001-02	71	8	8	16	-20	32
Total	152	21	25	46	-40	139

ADRIAN AUCOIN, D

Signed as a free agent on July 1, 2012.

Year	GP	G	A	PTS	+/-	PIM
2012-13	36	0	4	4	-8	16
Total	36	0	4	4	-8	16

JONATHAN AUDY-MARCHESSAULT, C

Signed as a free agent on July 1, 2012.

Year	GP	G	A	PTS	+/-	PIM
2012-13	2	0	0	0	-1	0
Total	2	0	0	0	-1	0

CHRISTIAN BACKMAN, D

Acquired with D Fedor Tyutin from NY Rangers for RW Nikolai Zherdev and RW Dan Fritsche on July 2, 2008.

Year	GP	G	A	PTS	+/-	PIM
2008-09	82	9	25	34	1	81
Total	82	9	25	34	1	81

JAROSLAV BALASTIK, LW

Selected 184th overall in the 2002 Draft.

Year	GP	G	A	PTS	+/-	PIM
2005-06	66	12	10	22	-1	26
2006-07	8	1	1	2	-3	4
Total	74	13	11	24	-4	30

CODY BASS, C

Signed as a free agent on July 13, 2011.

Year	GP	G	A	PTS	+/-	PIM
2011-12	14	0	1	1	0	32
2013-14	1	0	0	0	0	5
Total	15	0	1	1	0	37

FRANCOIS BEAUCHEMIN, D

Claimed off waivers from Montreal on Sept. 14, 2004. Traded to Anaheim with C Tyler Wright for C Sergei Fedorov and a fifth round pick in the 2005 Draft on Nov. 15, 2005.

Year	GP	G	A	PTS	+/-	PIM
2005-06	11	0	2	2	-6	11
Total	11	0	2	2	-6	11

KRIS BEECH, C

Signed as a free agent on Aug. 7, 2007. Claimed off waivers by Vancouver on Jan. 10, 2008.

Year	GP	G	A	PTS	+/-	PIM
2007-08	16	5	4	9	3	2
Total	16	5	4	9	3	2

BLAKE BELLEFEUILLE, C

Signed as a free agent on May 26, 2000.

Year	GP	G	A	PTS	+/-	PIM
2001-02	2	0	1	1	1	0
2002-03	3	0	0	0	0	0
Total	5	0	1	1	1	0

BRYAN BERARD, D

Signed as a free agent on Aug. 3, 2005.

Year	GP	G	A	PTS	+/-	PIM
2005-06	44	12	20	32	-29	32
2006-07	11	0	3	3	-4	8
Total	55	12	23	35	-33	40

RADIM BICANEK, D

Selected in the Expansion Draft on June 23, 2000.

Year	GP	G	A	PTS	+/-	PIM
2000-01	9	0	2	2	1	6
2001-02	60	1	5	6	-15	34
Total	69	1	7	8	-14	40

MIKE BLUNDEN, RW/C

Acquired from Chicago for RW Adam Pineault on Jan. 10, 2009. Traded to Montreal for C Ryan Russell on July 7, 2011.

Year	GP	G	A	PTS	+/-	PIM
2009-10	40	2	2	4	3	59
2010-11	1	0	0	0	-1	0
Total	41	2	2	4	2	59

SERGEI BOBROVSKY, G

Acquired from Philadelphia in exchange for two 4th round picks and a 2nd round pick on June 22, 2012.

Year	GP	G	A	PTS	+/-	PIM
2012-13	38	0	0	0	...	0
2013-14	58	0	1	0	...	2
Total	96	0	1	1	...	2

JARED BOLL, RW

Selected 101st overall in the 2005 Draft.

Year	GP	G	A	PTS	+/-	PIM
2007-08	75	5	5	10	-4	226
2008-09	75	4	10	14	-6	180
2009-10	68	4	3	7	-8	149
2010-11	73	7	5	12	-2	182
2011-12	54	2	1	3	-8	126
2012-13	43	2	4	6	1	100
2013-14	28	1	1	2	-6	62
Total	416	25	29	54	-33	1,025

BRIAN BOUCHER, G

Claimed off waivers from Chicago on Feb. 27, 2007.

Year	GP	G	A	PTS	+/-	PIM
2006-07	18	0	0	0	...	0
Total	18	0	0	0	...	0

BILL BOWLER, C

Signed as a free agent on Aug. 3, 2000.

Year	GP	G	A	PTS	+/-	PIM
2000-01	9	0	2	2	-3	8
Total	9	0	2	2	-3	8

ALL-TIME PLAYER REGISTER

DARRYL BOYCE, C

Claimed off waivers from Toronto on Feb. 25, 2012.

Year	GP	G	A	PTS	+/-	PIM
2011-12	20	0	3	3	-5	19
Total	20	0	3	3	-5	19

DERICK BRASSARD, C

Selected sixth overall in the 2006 Draft. Traded to NY Rangers with RW Derek Dorsett, D John Moore and a sixth round pick in 2014 for RW Marian Gaborik, D Steve Delisle and D Blake Parlett on Apr. 3, 2013.

Year	GP	G	A	PTS	+/-	PIM
2007-08	17	1	1	2	-4	6
2008-09	31	10	15	25	12	17
2009-10	79	9	27	36	-17	48
2010-11	74	17	30	47	-11	55
2011-12	74	14	27	41	-20	42
2012-13	34	7	11	18	-2	16
Total	309	58	111	169	-42	184

FRED BRATHWAITE, G

Signed as a free agent on June 2, 2003.

Year	GP	G	A	PTS	+/-	PIM
2003-04	21	0	0	0	...	2
Total	21	0	0	0	...	2

GILBERT BRULE, C

Selected sixth overall in the 2005 Draft. Traded to Edmonton for LW Raffi Torres on July 1, 2008.

Year	GP	G	A	PTS	+/-	PIM
2005-06	7	2	2	4	-2	0
2006-07	78	9	10	19	-21	28
2007-08	61	1	8	9	-4	24
Total	146	12	20	32	-27	52

DANE BYERS, LW

Signed as a free agent on July 7, 2011.

Year	GP	G	A	PTS	+/-	PIM
2011-12	8	0	0	0	0	29
Total	8	0	0	0	0	29

JAN CALOUN, RW

Rights acquired from San Jose for future considerations on June 12, 2000. Signed on July 24, 2000.

Year	GP	G	A	PTS	+/-	PIM
2000-01	11	0	3	3	-8	2
Total	11	0	3	3	-8	2

MATT CALVERT, LW

Selected 127th overall in 2008 Draft.

Year	GP	G	A	PTS	+/-	PIM
2010-11	42	11	9	20	3	12
2011-12	13	0	3	3	-5	16
2012-13	42	9	7	16	-9	32
2013-14	56	9	15	24	-1	53
Total	153	29	34	63	-12	113

DARCY CAMPBELL, D

Signed as a free agent on Mar. 24, 2007.

Year	GP	G	A	PTS	+/-	PIM
2006-07	1	0	0	0	0	0
Total	1	0	0	0	0	0

ANSON CARTER, RW

Signed as a free agent on Sept. 13, 2006. Traded to Carolina for a fifth round pick in the 2008 Draft on Feb. 23, 2007.

Year	GP	G	A	PTS	+/-	PIM
2006-07	54	10	17	27	-1	16
Total	54	10	17	27	-1	16

JEFF CARTER, C

Acquired from Philadelphia for RW Jakub Voracek and first and third round picks in the 2011 Draft on June 23, 2011. Traded to Los Angeles for D Jack Johnson and a first round pick in the 2013 Draft on Feb. 23, 2012.

Year	GP	G	A	PTS	+/-	PIM
2011-12	39	15	10	25	-11	14
Total	39	15	10	25	-11	14

ANDREW CASSELS, C

Signed as a free agent on Aug. 15, 2002.

Year	GP	G	A	PTS	+/-	PIM
2002-03	79	20	48	68	-4	30
2003-04	58	6	20	26	-24	26
Total	137	26	68	94	-28	56

JASON CHIMERA, LW

Acquired from Phoenix with C Mike Rupp and D Cale Hulse for LW Geoff Sanderson and RW Tim Jackman on Oct. 8, 2005. Traded to Washington for LW Chris Clark and D Milan Jurcina on Dec. 28, 2009.

Year	GP	G	A	PTS	+/-	PIM
2005-06	80	17	13	30	-10	95
2006-07	82	15	21	36	2	91
2007-08	81	14	17	31	-5	98
2008-09	49	8	14	22	8	41
2009-10	39	8	9	17	-7	47
Total	331	62	74	136	-12	372

MICHAEL CHAPUT, C

Acquired from Philadelphia along with RW Greg Moore in exchange for LW Tom Sestito on Feb. 28, 2011.

Year	GP	G	A	PTS	+/-	PIM
2013-14	17	0	1	1	...	4
Total	17	0	1	1	...	4

CHRIS CLARK, LW

Acquired from Washington with D Milan Jurcina for LW Jason Chimera on Dec. 28, 2009.

Year	GP	G	A	PTS	+/-	PIM
2009-10	36	3	2	5	-8	21
2010-11	53	5	10	15	-3	38
Total	89	8	12	20	-11	59

GRANT CLITSOME, D

Selected 271st overall in the 2004 Draft. Claimed off waivers by Winnipeg on Feb. 27, 2012.

Year	GP	G	A	PTS	+/-	PIM
2009-10	11	1	2	3	0	6
2010-11	31	4	15	19	2	16
2011-12	51	4	10	14	-6	24
Total	93	9	27	36	-4	46

SEAN COLLINS, C

Selected 187th overall in 2008 NHL Draft.

Year	GP	G	A	PTS	+/-	PIM
2012-13	5	0	0	0	-2	6
2013-14	6	0	1	1	1	0
Total	11	0	1	1	-1	6

BLAKE COMEAU, LW

Acquired from Calgary on April 3, 2013 in exchange for a fifth round entry draft selection.

Year	GP	G	A	PTS	+/-	PIM
2012-13	9	2	3	5	5	6
2013-14	61	5	11	16	-2	36
Total	70	7	13	21	3	42

MIKE COMMODORE, D

Signed as a free agent on July 1, 2008.

Year	GP	G	A	PTS	+/-	PIM
2008-09	81	5	19	24	11	100
2009-10	57	2	9	11	-9	62
2010-11	20	2	4	6	-8	44
Total	158	9	32	41	-6	206

TY CONKLIN, G

Signed as a free agent on July 6, 2007. Traded to Buffalo for a fifth round pick in the 2007 Draft on Feb. 27, 2007.

Year	GP	G	A	PTS	+/-	PIM
2006-07	11	0	0	0	...	0
Total	11	0	0	0	...	0

ALL-TIME PLAYER REGISTER

RYAN CRAIG, C

Signed as a free agent on July 5, 2013.

Year	GP	G	A	PTS	+/-	PIM
2013-14	6	0	0	0	-3	0
Total	6	0	0	0	-3	0

KEVIN DAHL, D

Signed as a free agent on Aug. 24, 2000.

Year	GP	G	A	PTS	+/-	PIM
2000-01	4	0	0	0	1	2
Total	4	0	0	0	1	2

MATHIEU DARCHÉ, LW

Signed as a free agent on May 16, 2000.

Year	GP	G	A	PTS	+/-	PIM
2000-01	9	0	0	0	-4	0
2001-02	14	1	1	2	-5	6
2002-03	1	0	0	0	-1	0
Total	24	1	1	2	-10	6

MATT DAVIDSON, RW

Acquired from Buffalo with D Jean-Luc Grand-Pierre, a fifth round pick in 2000 Draft and fifth round pick in the 2001 Draft for past considerations on June 23, 2000.

Year	GP	G	A	PTS	+/-	PIM
2000-01	5	0	0	0	2	0
2001-02	17	1	2	3	-11	10
2002-03	34	4	5	9	-12	18
Total	56	5	7	12	-21	28

ANDY DELMORE, D

Claimed off waivers from Detroit on Oct. 4, 2005.

Year	GP	G	A	PTS	+/-	PIM
2005-06	7	0	0	0	-1	2
Total	7	0	0	0	-1	2

MARC DENIS, G

Acquired from Colorado for a second round pick in the 2000 Draft on June 7, 2000.

Year	GP	G	A	PTS	+/-	PIM
2000-01	32	0	0	0	...	2
2001-02	42	0	1	1	...	2
2002-03	77	0	0	0	...	6
2003-04	66	0	2	2	...	10
2005-06	49	0	1	1	...	2
Total	266	0	4	4	...	22

KEVIN DINEEN, RW

Selected in the Expansion Draft on June 23, 2000.

Year	GP	G	A	PTS	+/-	PIM
2000-01	66	8	7	15	2	126
2001-02	59	5	8	13	-6	62
2002-03	4	0	0	0	0	12
Total	129	13	15	28	-4	200

DEREK DORSETT, RW

Selected 189th overall in the 2006 Draft. Traded to NY Rangers with C Derick Brassard, D John Moore and a sixth round pick in 2014 for RW Marian Gaborik, D Steve Delisle and D Blake Parlett on Apr. 3, 2013.

Year	GP	G	A	PTS	+/-	PIM
2008-09	52	4	1	5	-1	150
2009-10	51	4	10	14	6	105
2010-11	76	4	13	17	-15	184
2011-12	77	12	8	20	-11	235
2012-13	24	3	6	9	-11	53
Total	280	27	38	65	-32	727

NICK DRAZENOVIC, C

Signed as a free agent on July 1, 2011

Year	GP	G	A	PTS	+/-	PIM
2012-13	8	0	0	0	-2	4
Total	8	0	0	0	-2	4

TED DRURY, C

Selected in the Expansion Draft on June 23, 2000.

Year	GP	G	A	PTS	+/-	PIM
2000-01	1	0	0	0	-3	0
Total	1	0	0	0	-3	0

WADE DUBIELEWICZ, G

Claimed off waivers from NY Islanders on Jan. 17, 2009.

Year	GP	G	A	PTS	+/-	PIM
2008-09	3	0	0	0	...	0
Total	3	0	0	0	...	0

BRANDON DUBINSKY, C

Acquired from NY Rangers with C Artem Anisimov, D Tim Erixon and a 1st round entry draft pick on July 23, 2012 in exchange for LW Rick Nash, D Steven Delisle and a conditional 3rd round entry draft pick.

Year	GP	G	A	PTS	+/-	PIM
2012-13	29	2	18	20	+2	76
2013-14	76	16	34	50	+5	98
Total	105	18	52	70	+7	174

ANDERS ERIKSSON, D

Signed as a free agent on Oct. 10, 2003. Signed as a free agent on July 1, 2006.

Year	GP	G	A	PTS	+/-	PIM
2003-04	66	7	20	27	-6	18
2006-07	79	0	23	23	12	46
Total	145	7	43	50	6	64

TIM ERIXON, D

Acquired from NY Rangers with C Artem Anisimov, C Brandon Dubinsky and a 1st round entry draft pick on July 23, 2012 in exchange for LW Rick Nash, D Steven Delisle and a conditional 3rd round entry draft pick.

Year	GP	G	A	PTS	+/-	PIM
2012-13	31	0	5	5	+4	14
2013-14	2	0	0	0	+2	2
Total	33	0	5	5	+6	16

SERGEI FEDOROV, C

Acquired from Anaheim with a fifth round pick in the 2006 Draft for C Tyler Wright and D Francois Beauchemin on Nov. 15, 2005. Traded to Washington for D Theo Ruth on Feb. 6, 2008.

Year	GP	G	A	PTS	+/-	PIM
2005-06	62	12	31	43	-1	64
2006-07	73	18	24	42	-7	56
2007-08	50	9	19	28	-3	30
Total	185	39	74	113	-11	150



NIKITA FILATOV, LW

Selected sixth overall in the 2008 Draft. Traded to Ottawa for a third round pick in the 2011 Draft on June 25, 2011.

Year	GP	G	A	PTS	+/-	PIM
2008-09	8	4	0	4	3	0
2009-10	13	2	0	2	0	8
2010-11	23	0	7	7	3	8
Total	44	6	7	13	6	16

NICK FOLIGNO, LW

Acquired from Ottawa in exchange for D Marc Methot on July 1, 2012.

Year	GP	G	A	PTS	+/-	PIM
2012-13	45	6	13	19	+6	28
2013-14	70	18	21	39	+5	96
Total	115	24	34	58	+11	124

ALL-TIME PLAYER REGISTER

ADAM FOOTE, D

Signed as a free agent on Aug. 2, 2005. Traded to Colorado for a first round pick in the 2008 Draft and a fourth round pick in the 2009 Draft on Feb. 26, 2008.

Year	GP	G	A	PTS	+/-	PIM
2005-06	65	6	16	22	-16	89
2006-07	59	3	9	12	-17	71
2007-08	63	1	14	15	3	95
Total	187	10	39	49	-30	255

MATT FRATTIN, LW

Acquired along with a pair of conditional draft picks from Los Angeles in exchange for RW Marian Gaborik on Mar. 5, 2014. Traded to Toronto for F Jerry D'Amigo and a conditional draft pick on July 1, 2014.

Year	GP	G	A	PTS	+/-	PIM
2013-14	4	0	1	1	+2	0
Total	4	0	1	1	+2	0

TREVOR FRISCHMON, C

Signed as a free agent on July 3, 2009.

Year	GP	G	A	PTS	+/-	PIM
2009-10	3	0	0	0	0	4
Total	3	0	0	0	0	4

DAN FRITSCH, C

Selected 46th overall in the 2003 Draft. Traded to NY Rangers with RW Nikolai Zherdev for D Fedor Tyutin and D Christian Backman on July 2, 2008.

Year	GP	G	A	PTS	+/-	PIM
2003-04	19	1	0	1	-5	12
2005-06	59	6	7	13	-14	22
2006-07	59	12	15	27	3	35
2007-08	69	10	12	22	2	22
Total	206	29	34	63	-14	91

MARIAN GABORIK, RW

Acquired from NY Rangers with D Steven Delisle and D Blake Parlett on April 3, 2013 in exchange for C Derick Brassard, RW Derek Dorsett, D John Moore and a sixth round pick. Traded to Los Angeles for F Matt Frattin, a conditional 2nd round selection in 2014 or 2015 and a conditional 3rd round pick.

Year	GP	G	A	PTS	+/-	PIM
2012-13	12	3	5	8	+5	6
2013-14	22	6	8	14	0	6
Total	34	9	13	22	+5	12

BRUCE GARDINER, RW

Selected in the Expansion Draft on June 23, 2000.

Year	GP	G	A	PTS	+/-	PIM
2000-01	73	7	15	22	-1	78
Total	73	7	15	22	-1	78

MATHIEU GARON, G

Signed as a free agent on July 1, 2009.

Year	GP	G	A	PTS	+/-	PIM
2009-10	35	0	0	0	...	2
2010-11	36	0	1	1	...	2
Total	71	0	1	1	...	4

MICHAEL GAUL, D

Signed as a free agent on July 18, 2000.

Year	GP	G	A	PTS	+/-	PIM
2000-01	2	0	0	0	0	4
Total	2	0	0	0	0	4

COLTON GILLIES, LW

Claimed off waivers from Minnesota on Jan. 14, 2012.

Year	GP	G	A	PTS	+/-	PIM
2011-12	38	2	4	6	-4	25
2012-13	27	1	1	2	1	17
Total	65	3	5	8	-3	42

ALEXANDRE GIROUX, LW

Signed as a free agent on July 4, 2011.

Year	GP	G	A	PTS	+/-	PIM
2011-12	9	1	0	1	-2	8
Total	9	1	0	1	-2	8

CURTIS GLENCROSS, LW

Acquired with C Zenon Konopka and a seventh round pick in the 2007 Draft from Anaheim for RW Joe Motzko, C Mark Hartigan and a fourth round pick in the 2007 Draft on Jan. 26, 2007. Traded to Edmonton for D Dick Tarnstrom on Feb. 1, 2008.

Year	GP	G	A	PTS	+/-	PIM
2006-07	9	1	0	1	-5	2
2007-08	36	6	6	12	3	25
Total	45	7	6	13	-2	27

STEVEN GOERTZEN, RW

Selected 225th overall in the 2002 Entry Draft.

Year	GP	G	A	PTS	+/-	PIM
2005-06	39	0	0	0	-17	44
2006-07	7	0	0	0	0	10
Total	46	0	0	0	-17	54

CODY GOLOUBEFF, D

Selected 37th overall in the 2008 Draft.

Year	GP	G	A	PTS	+/-	PIM
2011-12	1	0	0	0	1	0
2012-13	11	1	0	1	-3	0
2013-14	5	0	0	0	0	2
Total	17	1	0	1	-2	2

JEAN-LUC GRAND-PIERRE, D

Acquired from Buffalo with RW Matt Davidson, a fifth round pick in the 2000 Draft and fifth round pick in the 2001 Draft for past considerations on June 23, 2000. Claimed off waivers by Atlanta on Dec. 31, 2003.

Year	GP	G	A	PTS	+/-	PIM
2000-01	64	1	4	5	-6	73
2001-02	81	2	6	8	-28	90
2002-03	41	1	0	1	-6	64
2003-04	16	0	0	0	-3	12
Total	202	4	10	14	-43	239

CHRIS GRATTON, C

Claimed off waivers from Tampa Bay on Feb. 21, 2009.

Year	GP	G	A	PTS	+/-	PIM
2008-09	6	0	1	1	2	2
Total	6	0	1	1	2	2

NATE GUENIN, D

Signed as a free agent on July 2, 2010. Traded to Anaheim for C Trevor Smith on Jan. 4, 2011.

Year	GP	G	A	PTS	+/-	PIM
2010-11	3	0	0	0	-3	2
Total	3	0	0	0	-3	2

RON HAINSEY, D

Claimed off waivers from Montreal on Nov. 29, 2005.

Year	GP	G	A	PTS	+/-	PIM
2005-06	55	2	15	17	13	43
2006-07	80	9	25	34	-19	69
2007-08	78	8	24	32	-7	25
Total	213	19	64	83	-13	137

BRETT HARKINS, C

Signed as a free agent on May 29, 2001.

Year	GP	G	A	PTS	+/-	PIM
2001-02	25	2	12	14	-5	8
Total	25	2	12	14	-5	8

MARK HARTIGAN, C

Signed as a free agent on July 16, 2003. Traded to Anaheim with RW Joe Motzko and a fourth round pick in the 2007 Draft for C Zenon Konopka and a seventh round pick in the 2007 Draft on Jan. 26, 2007.

Year	GP	G	A	PTS	+/-	PIM
2003-04	9	1	3	4	-2	6
2005-06	33	9	3	12	-1	22
2006-07	6	1	2	3	2	2
Total	48	11	8	19	-1	30

ALL-TIME PLAYER REGISTER

STEVE HEINZE, RW

Selected in the Expansion Draft on June 23, 2000. Traded to Buffalo for a third round pick in the 2001 Draft on Mar. 13, 2001.

Year	GP	G	A	PTS	+/-	PIM
2000-01	65	22	20	42	-19	38
Total	65	22	20	42	-19	38

JAN HEJDA, D

Signed as a free agent on July 5, 2007.

Year	GP	G	A	PTS	+/-	PIM
2007-08	81	0	13	13	20	61
2008-09	82	3	18	21	23	38
2009-10	62	3	10	13	-14	36
2010-11	77	5	15	20	-6	28
Total	302	11	56	67	23	163

JAMIE HEWARD, D

Claimed off waivers from NY Islanders on May 26, 2000.

Year	GP	G	A	PTS	+/-	PIM
2000-01	69	11	16	27	3	33
2001-02	28	1	2	3	-9	7
Total	97	12	18	30	-6	40

BRIAN HOLZINGER, C

Acquired from Pittsburgh for C Lasse Pirjeta on Mar. 9, 2004.

Year	GP	G	A	PTS	+/-	PIM
2003-04	13	1	0	1	-4	2
Total	13	1	0	1	-4	2

NICK HOLDEN, D

Signed as a free agent on Mar. 28, 2008.

Year	GP	G	A	PTS	+/-	PIM
2010-11	5	0	0	0	0	0
2012-13	2	0	0	0	1	0
Total	7	0	0	0	1	0

NATHAN HORTON, RW

Signed as a free agent on July 5, 2013.

Year	GP	G	A	PTS	+/-	PIM
2013-14	35	4	14	18	-3	24
Total	35	4	14	18	-3	24

JAN HRDINA, C

Signed as a free agent on Aug. 10, 2005.

Year	GP	G	A	PTS	+/-	PIM
2005-06	75	10	23	33	-8	78
Total	75	10	23	33	-8	78

CALE HULSE, D

Acquired from Phoenix with LW Jason Chimera and C Michael Rupp for LW Geoff Sanderson and RW Tim Jackman on Oct. 8, 2005. Traded to Calgary for LW Cam Severson on Feb. 28, 2006.

Year	GP	G	A	PTS	+/-	PIM
2005-06	27	0	3	3	-9	43
Total	27	0	3	3	-9	43

SHAWN HUNWICK, G

Signed as a free agent on Mar. 29, 2012.

Year	GP	G	A	PTS	+/-	PIM
2011-12	1	0	0	0	...	0
Total	1	0	0	0	...	0

KRISTIAN HUSELIUS, LW

Signed as a free agent on July 2, 2008.

Year	GP	G	A	PTS	+/-	PIM
2008-09	74	21	35	56	1	44
2009-10	74	23	40	63	-4	36
2010-11	39	14	9	23	-17	10
2011-12	2	0	0	0	-2	2
Total	189	58	84	142	-22	92

HANNES HYVONEN, RW

Claimed off waivers from Florida Panthers on Oct. 5, 2002.

Year	GP	G	A	PTS	+/-	PIM
2002-03	36	4	5	9	-11	22
Total	36	4	5	9	-11	22

TIM JACKMAN, RW

Selected 38th overall in the 2001 Draft. Traded to Phoenix with LW Geoff Sanderson for LW Jason Chimera, C Michael Rupp and D Cale Hulse on Oct. 8, 2005.

Year	GP	G	A	PTS	+/-	PIM
2003-04	19	1	2	3	-7	16
Total	19	1	2	3	-7	16

BOONE JENNER, LW

Selected 37th overall in the 2011 Draft.

Year	GP	G	A	PTS	+/-	PIM
2013-14	72	16	13	29	+6	45
Total	72	16	13	29	+6	45

RYAN JOHANSEN, C

Selected 4th overall in the 2010 Draft.

Year	GP	G	A	PTS	+/-	PIM
2011-12	67	9	12	21	-2	4
2012-13	40	5	7	12	-7	12
2013-14	82	33	30	63	+3	43
Total	189	47	49	96	-6	79

AARON JOHNSON, D

Selected 85th overall in the 2001 Draft. Signed as a free agent on July 5, 2012.

Year	GP	G	A	PTS	+/-	PIM
2003-04	29	2	6	8	-2	32
2005-06	26	2	6	8	9	23
2006-07	61	3	7	10	-9	38
2011-12	56	3	13	16	-12	26
Total	172	10	32	42	-14	119

JACK JOHNSON, D

Acquired from Los Angeles with a first round pick in the 2013 Draft for Jeff Carter on Feb. 23, 2012.

Year	GP	G	A	PTS	+/-	PIM
2011-12	21	4	10	14	5	15
2012-13	44	5	14	19	-5	12
2013-14	82	5	28	33	-7	48
Total	147	14	52	66	-7	75

ANDREW JOUDREY, C

Signed as a free agent on July 1, 2011.

Year	GP	G	A	PTS	+/-	PIM
2011-12	1	0	0	0	0	0
Total	1	0	0	0	0	0

MILAN JURCINA, D

Acquired from Washington with LW Chris Clark for LW Jason Chimera on Dec. 28, 2009. Traded to Washington for a conditional sixth round pick in the 2010 Draft on Mar. 3, 2010.

Year	GP	G	A	PTS	+/-	PIM
2009-10	17	1	2	3	2	10
Total	17	1	2	3	2	10

TOMI KALLIO, RW

Acquired from Atlanta with D Pauli Levokari for RW Chris Nielsen and D Petteri Nummelin on Dec. 2, 2002. Claimed off waivers by Philadelphia on Jan. 1, 2003.

Year	GP	G	A	PTS	+/-	PIM
2002-03	12	1	2	3	-7	8
Total	12	1	2	3	-7	8

TOMAS KANA, C

Acquired from St. Louis with D Brandon Bell for LW Pascal Pelletier on Dec. 8, 2009.

Year	GP	G	A	PTS	+/-	PIM
2009-10	6	0	2	2	2	2
Total	6	0	2	2	2	2

ALL-TIME PLAYER REGISTER

ROSTISLAV KLESIA, D

Selected fourth overall in the 2000 Draft. Traded to Phoenix with C Dane Byers for LW Scottie Upshall and D Sami Lepisto on Feb. 28, 2011.

Year	GP	G	A	PTS	+/-	PIM
2000-01	8	2	0	2	-1	6
2001-02	75	8	8	16	-6	74
2002-03	72	2	14	16	-22	71
2003-04	47	2	11	13	-16	27
2005-06	51	6	13	19	-4	75
2006-07	75	9	13	22	-13	105
2007-08	82	6	12	18	7	60
2008-09	34	1	8	9	2	38
2009-10	26	2	6	8	-7	26
2010-11	45	3	7	10	10	26
Total	515	41	92	133	-30	508



ESPEN KNUITSEN, C

Acquired from Anaheim for a fourth round pick in the 2001 Draft on May 25, 2000. Buy-out agreement reached on Dec. 16, 2003.

Year	GP	G	A	PTS	+/-	PIM
2000-01	66	11	42	53	-3	30
2001-02	77	11	31	42	-28	47
2002-03	31	5	4	9	-15	20
2003-04	14	0	4	4	-5	2
Total	188	27	81	108	-51	99

CHAD KOLARIK, C

Acquired from Phoenix for LW Alexandre Picard on Mar. 3, 2010.

Year	GP	G	A	PTS	+/-	PIM
2009-10	2	0	0	0	-1	0
Total	2	0	0	0	-1	0

ZENITH KOMARNISKI, D

Acquired from Vancouver for C Sean Pronger on Oct. 30, 2003.

Year	GP	G	A	PTS	+/-	PIM
2003-04	2	0	0	0	0	0
Total	2	0	0	0	0	0

ZENON KONOPKA, C

Acquired from Anaheim with LW Curtis Glencross and a seventh round pick in the 2007 Draft for C Mark Hartigan, RW Joe Motzko and a fourth round pick in the 2007 Draft on Jan. 26, 2007.

Year	GP	G	A	PTS	+/-	PIM
2006-07	6	0	0	0	-2	20
2007-08	3	0	0	0	0	15
Total	9	0	0	0	-2	35

ROBERT KRON, RW

Selected in the Expansion Draft on June 23, 2000.

Year	GP	G	A	PTS	+/-	PIM
2000-01	59	8	11	19	4	10
2001-02	59	4	11	15	-14	4
Total	118	12	22	34	-10	14

TOMAS KUBALIK, RW

Selected 135th overall in 2008 Draft.

Year	GP	G	A	PTS	+/-	PIM
2010-11	4	0	2	2	-3	0
2011-12	8	1	1	2	-3	6
Total	12	1	3	4	-6	6

FRANTISEK KUCERA, D

Signed as a free agent on July 7, 2000. Traded to Pittsburgh for a sixth round pick in the 2001 Draft on Mar. 13, 2001.

Year	GP	G	A	PTS	+/-	PIM
2000-01	48	2	5	7	-5	12
Total	48	2	5	7	-5	12

JEAN-FRANCOIS LABBE, G

Acquired from NY Rangers for D Bert Robertsson on Nov. 9, 2000.

Year	GP	G	A	PTS	+/-	PIM
2001-02	3	0	0	0	...	0
2002-03	11	0	0	0	...	2
Total	14	0	0	0	...	2

SCOTT LACHANCE, D

Signed as a free agent on July 4, 2002.

Year	GP	G	A	PTS	+/-	PIM
2002-03	61	0	1	1	-20	46
2003-04	77	0	4	4	-23	44
Total	138	0	5	5	-43	90

DAN LACOSTA, G

Selected 93rd overall in the 2004 Draft.

Year	GP	G	A	PTS	+/-	PIM
2007-08	1	0	0	0	...	0
2008-09	3	0	0	0	...	0
Total	4	0	0	0	...	0

BRETT LEBDA, D

Signed as a free agent on Jan. 19, 2012.

Year	GP	G	A	PTS	+/-	PIM
2011-12	30	1	3	4	-1	14
Total	30	1	3	4	-1	14

PASCAL LECLAIRE, G

Selected eighth overall in the 2001 Draft. Traded to Ottawa with a second round pick in the 2009 Draft for C Antoine Vermette on Mar. 4, 2009.

Year	GP	G	A	PTS	+/-	PIM
2003-04	2	0	0	0	...	0
2005-06	33	0	1	1	...	2
2006-07	24	0	0	0	...	2
2007-08	54	0	2	2	...	2
2008-09	12	0	1	1	...	0
Total	101	0	4	4	...	6

DAVID LENEVEU, G

Signed as a free agent on July 7, 2010.

Year	GP	G	A	PTS	+/-	PIM
2010-11	1	0	0	0	...	0
Total	1	0	0	0	...	0

SAMI LEPISTO, D

Acquired with LW Scottie Upshall from Phoenix for D Rostislav Klesla and C Dane Byers on Feb. 28, 2011.

Year	GP	G	A	PTS	+/-	PIM
2010-11	19	0	5	5	3	18
Total	19	0	5	5	3	18

MARK LETESTU, C

Acquired from Pittsburgh for a fourth round pick in the 2012 Draft on Nov. 8, 2011.

Year	GP	G	A	PTS	+/-	PIM
2011-12	51	11	13	24	-3	6
2012-13	46	13	14	27	7	10
2013-14	82	12	22	34	+1	20
Total	179	36	49	85	+5	36

ALL-TIME PLAYER REGISTER

TREVOR LETOWSKI, RW

Signed as a free agent on July 3, 2003.

Year	GP	G	A	PTS	+/-	PIM
2003-04	73	15	17	32	-12	16
2005-06	81	10	18	28	-2	36
Total	154	25	36	60	-14	52

JOAKIM LINDSTROM, C

Selected 41st overall in the 2002 Draft. Traded to Anaheim for a conditional draft pick on July 15, 2008.

Year	GP	G	A	PTS	+/-	PIM
2005-06	3	0	0	0	0	0
2006-07	9	1	0	1	-3	4
2007-08	25	3	4	7	0	14
Total	37	4	4	8	-3	18

DAVID LING, RW

Signed as a free agent on July 7, 2001.

Year	GP	G	A	PTS	+/-	PIM
2001-02	5	0	0	0	-1	7
2002-03	35	3	2	5	-6	86
2003-04	50	1	2	3	-3	98
Total	90	4	4	8	-10	191

CRAIG MACDONALD, C

Signed as a free agent on July 14, 2008.

Year	GP	G	A	PTS	+/-	PIM
2008-09	8	1	1	2	1	0
Total	8	1	1	2	1	0

DEREK MACKENZIE, C

Signed as a free agent on July 11, 2007.

Year	GP	G	A	PTS	+/-	PIM
2007-08	17	2	0	2	-2	8
2008-09	1	0	0	0	-1	2
2009-10	18	1	3	4	3	0
2010-11	63	9	14	23	14	22
2011-12	66	7	7	14	4	40
2012-13	43	3	5	8	1	36
2013-14	71	9	9	18	0	47
Total	279	31	38	69	+19	155

DON MACLEAN, C

Signed as a free agent on July 17, 2002.

Year	GP	G	A	PTS	+/-	PIM
2003-04	4	1	0	1	-1	0
Total	4	1	0	1	-1	0

MANNY MALHOTRA, C

Claimed off waivers from Dallas on Nov. 21, 2003.

Year	GP	G	A	PTS	+/-	PIM
2003-04	56	12	13	25	-7	24
2005-06	58	10	21	31	1	41
2006-07	82	9	16	25	-8	76
2007-08	71	11	18	29	-3	34
2008-09	77	11	24	35	9	28
Total	344	53	92	145	-8	203

STEVE MALTAIS, LW

Signed as a free agent on Oct. 6, 2000.

Year	GP	G	A	PTS	+/-	PIM
2000-01	26	0	3	3	-9	12
Total	26	0	3	3	-9	12

MIKE MANELUK, RW

Signed as a free agent on Aug. 24, 2000.

Year	GP	G	A	PTS	+/-	PIM
2000-01	39	5	1	6	-11	33
Total	39	5	1	6	-11	33

PAUL MANNING, D

Acquired from Calgary for a fifth round pick in the 2001 Draft on June 24, 2001.

Year	GP	G	A	PTS	+/-	PIM
2002-03	8	0	0	0	0	2
Total	8	0	0	0	0	2

TODD MARCHANT, C

Signed as a free agent on July 3, 2003. Claimed off waivers by Anaheim on Nov. 21, 2005.

Year	GP	G	A	PTS	+/-	PIM
2003-04	77	9	25	34	-17	34
2005-06	18	3	6	9	-1	20
Total	95	12	31	43	-18	54

GRANT MARSHALL, RW

Acquired from Dallas for a second round pick in the 2003 Draft on Aug. 29, 2001. Traded to New Jersey for a conditional draft pick on Mar. 10, 2003.

Year	GP	G	A	PTS	+/-	PIM
2001-02	81	15	18	33	-20	86
2002-03	66	8	20	28	-8	71
Total	147	23	38	61	-28	157

RADEK MARTINEK, D

Signed as a free agent on July 6, 2012.

Year	GP	G	A	PTS	+/-	PIM
2011-12	7	1	0	1	-3	0
Total	7	1	0	1	-3	0

STEVE MASON, G

Selected 69th overall in the 2006 Draft. Traded to Philadelphia for G Michael Leighton and a third round pick in the 2015 Draft on Apr. 3, 2013.

Year	GP	G	A	PTS	+/-	PIM
2008-09	61	0	0	0	...	2
2009-10	58	0	2	2	...	2
2010-11	54	0	1	1	...	2
2011-12	46	0	2	2	...	2
2012-13	13	0	0	0	...	0
Total	232	0	5	5	...	8

GREG MAULDIN, C

Selected 199th overall in the 2002 Draft.

Year	GP	G	A	PTS	+/-	PIM
2003-04	6	0	0	0	-2	4
Total	6	0	0	0	-2	4

MAKSIM MAYOROV, RW

Selected 94th overall in the 2007 Draft.

Year	GP	G	A	PTS	+/-	PIM
2008-09	3	0	0	0	0	0
2009-10	4	0	0	0	-1	0
2010-11	5	1	0	1	0	0
2011-12	10	1	1	2	-3	2
Total	22	2	1	3	-4	2

KENT MCDONELL, RW

Acquired from Detroit for a sixth round pick in the 2003 Draft on Aug. 16, 2000.

Year	GP	G	A	PTS	+/-	PIM
2002-03	3	0	0	0	-1	0
2003-04	29	1	2	3	-7	36
Total	32	1	2	3	-8	36

CURTIS MCELHINNEY, G

Acquired with a second round pick in the 2012 Draft and a fifth round pick in the 2013 Draft from Phoenix for Antoine Vermette on Feb. 22, 2012.

Year	GP	G	A	PTS	+/-	PIM
2013-14	28	0	1	1	...	0
Total	28	0	1	1	...	0

MARC METHOT, D

Selected 200th overall in the 2003 Draft. Traded to Ottawa for LW Nick Foligno on July 1, 2012.

Year	GP	G	A	PTS	+/-	PIM
2006-07	20	0	4	4	5	12
2007-08	9	0	0	0	-1	8
2008-09	66	4	13	17	7	55
2009-10	60	2	6	8	-8	51
2010-11	74	0	15	15	2	58
2011-12	46	1	6	7	-11	24
Total	275	7	44	51	-6	208

ALL-TIME PLAYER REGISTER

FREDRIK MODIN, LW

Acquired from Tampa Bay with G Fredrik Norrena for G Marc Denis on June 30, 2006. Traded to Los Angeles for a conditional seventh round pick in the 2010 Draft on Mar. 3, 2010.

Year	GP	G	A	PTS	+/-	PIM
2006-07	79	22	20	42	-3	50
2007-08	23	6	6	12	1	20
2008-09	50	9	16	25	2	28
2009-10	24	2	4	6	-6	12
Total	176	39	46	85	-6	110

GREG MOORE, C

Acquired from NY Islanders for D Dylan Reece on Mar. 1, 2010.

Year	GP	G	A	PTS	+/-	PIM
2009-10	4	0	0	0	0	0
Total	4	0	0	0	0	0

JOHN MOORE, D

Selected 21st overall in the 2009 Draft. Traded to NY Rangers with C Derick Brassard, RW Derek Dorsett and a sixth round pick in the 2014 Draft for RW Marian Gaborik, D Steve Delisle and D Blake Parlett on Apr. 3, 2013.

Year	GP	G	A	PTS	+/-	PIM
2010-11	2	0	0	0	0	0
2011-12	67	2	5	7	-23	8
2012-13	17	0	1	1	-5	2
Total	86	2	6	8	-28	10

ETHAN MOREAU, LW

Claimed off waivers from Edmonton on June 30, 2010.

Year	GP	G	A	PTS	+/-	PIM
2010-11	37	1	5	6	-9	24
Total	37	1	5	6	-9	24

BRAD MORAN, C

Signed as a free agent on June 5, 2000.

Year	GP	G	A	PTS	+/-	PIM
2001-02	3	0	0	0	0	0
2003-04	2	1	1	2	-1	2
Total	5	1	1	2	-1	2

JOE MOTZKO, RW

Signed as a free agent on May 15, 2003. Traded to Anaheim with C Mark Hartigan and a fourth round pick in the 2007 Draft for C Zenon Konopka and a conditional seventh round pick in the 2007 Draft on Jan. 26, 2007.

Year	GP	G	A	PTS	+/-	PIM
2003-04	2	0	0	0	0	0
2005-06	2	0	0	0	-2	0
2006-07	7	1	0	1	0	0
Total	11	1	0	1	-2	0

ANDREW MURRAY, C

Selected 242nd overall in the 2001 Draft.

Year	GP	G	A	PTS	+/-	PIM
2007-08	39	6	4	10	0	12
2008-09	67	8	3	11	-6	10
2009-10	46	5	2	7	-6	6
2010-11	29	4	4	8	2	4
Total	181	23	13	36	-10	32

RYAN MURRAY, D

Selected second overall in the 2012 Draft.

Year	GP	G	A	PTS	+/-	PIM
2013-14	66	4	17	21	+4	10
Total	66	4	17	21	+4	10

RICK NASH, LW

Selected first overall in the 2002 Draft. Traded to NY Rangers with D Steve Delisle and a conditional third round pick for C Brandon Dubinsky, C Artem Anisimov, D Tim Erixon and a first round pick in the 2013 draft on July 23, 2012.

Year	GP	G	A	PTS	+/-	PIM
2002-03	74	17	22	39	-27	78
2003-04	80	41	16	57	-35	87
2005-06	54	31	23	54	5	51
2006-07	75	27	30	57	-8	73
2007-08	80	38	31	69	2	95
2008-09	78	40	39	79	11	52
2009-10	76	33	34	67	-2	58
2010-11	75	32	34	66	2	34
2011-12	82	30	29	59	-19	40
Total	674	289	258	547	-71	568

ANDREJ NEDOROST, C

Selected 286th overall in the 2000 Draft.

Year	GP	G	A	PTS	+/-	PIM
2001-02	7	0	2	2	-3	2
2002-03	12	0	1	1	-6	4
2003-04	9	2	0	2	0	6
Total	28	2	3	5	-9	12

CHRIS NIELSEN, RW

Acquired from NY Islanders for fourth and ninth round picks in the 2000 Draft on May 11, 2000. Traded to Atlanta with the rights of D Petteri Nummelin for RW Tomi Kallio and D Pauli Levokari on Dec. 2, 2002.

Year	GP	G	A	PTS	+/-	PIM
2000-01	29	4	5	9	4	4
2001-02	23	2	3	5	-3	4
Total	52	6	8	14	1	8

NIKITA NIKITIN, D

Acquired from St. Louis for D Kris Russell on Nov. 11, 2011. Traded to Edmonton for a fifth round pick in the 2014 Draft on June 25, 2014.

Year	GP	G	A	PTS	+/-	PIM
2011-12	54	7	25	32	-5	14
2012-13	38	3	6	9	2	17
2013-14	66	2	13	15	9	20
Total	158	12	44	56	6	51

FREDRIK NORRENA, G

Acquired from Tampa Bay with LW Fredrik Modin for G Marc Denis on June 20, 2006.

Year	GP	G	A	PTS	+/-	PIM
2006-07	55	0	0	0	...	6
2007-08	37	0	1	1	...	0
2008-09	8	0	0	0	...	0
Total	100	0	1	1	...	6

FILIP NOVAK, D

Signed as a free agent on Aug. 8, 2006.

Year	GP	G	A	PTS	+/-	PIM
2006-07	6	0	0	0	1	2
Total	6	0	0	0	1	2

JIRI NOVOTNY, C

Signed as a free agent on July 3, 2007.

Year	GP	G	A	PTS	+/-	PIM
2007-08	65	8	14	22	-10	24
2008-09	42	4	3	7	4	14
Total	107	12	17	29	-6	38

PETTERI NUMMELIN, D

Selected 133rd overall in the 2000 Draft. Traded to Atlanta with RW Chris Nielsen for RW Tomi Kallio and D Pauli Levokari on Dec. 2, 2002.

Year	GP	G	A	PTS	+/-	PIM
2000-01	61	4	12	16	-11	10
Total	61	4	12	16	-11	10

ALL-TIME PLAYER REGISTER

LYLE ODELEIN, D

Selected in the Expansion Draft on June 23, 2000. Signed on June 29, 2000. Traded to Chicago for D Jaroslav Spacek and a second round pick in the 2003 Draft on Mar. 19, 2002.

Year	GP	G	A	PTS	+/-	PIM
2000-01	81	3	14	17	-16	118
2001-02	65	2	14	16	-28	89
Total	146	5	28	33	-44	207

KRZYSZTOF OLIWA, LW

Acquired from New Jersey for third round pick in the 2001 Draft and future considerations on June 12, 2000. Traded to Pittsburgh for third round pick in the 2001 Draft on Jan. 14, 2001.

Year	GP	G	A	PTS	+/-	PIM
2000-01	10	0	2	2	1	34
Total	10	0	2	2	1	34

NATHAN PAETSCH, D

Acquired from Buffalo with a second round pick in 2010 Draft for LW Raffi Torres on Mar. 3, 2010.

Year	GP	G	A	PTS	+/-	PIM
2009-10	10	0	0	0	-5	6
Total	10	0	0	0	-5	6

SAMUEL PAHLSSON, C

Signed as a free agent on July 1, 2009. Traded to Vancouver for D Taylor Ellington and two fourth round picks in the 2012 Draft on Feb. 27, 2012.

Year	GP	G	A	PTS	+/-	PIM
2009-10	79	3	13	16	-9	32
2010-11	82	7	13	20	-13	30
2011-12	61	2	9	11	-6	22
Total	222	12	35	47	-28	84

MIKE PANDOLFO, LW

Rights acquired from Buffalo along with the 30th overall pick in the 2002 Draft for the 20th overall pick in the 2002 Draft on June 22, 2002. Signed on July 8, 2002.

Year	GP	G	A	PTS	+/-	PIM
2003-04	3	0	0	0	-2	0
Total	3	0	0	0	-2	0

MICHAEL PECA, C

Signed as a free agent on Aug. 23, 2007.

Year	GP	G	A	PTS	+/-	PIM
2007-08	75	8	26	34	-1	64
2008-09	71	4	18	22	-6	58
Total	146	12	44	56	-7	122

ALEXANDRE PICARD, LW

Selected eighth overall in the 2004 Draft. Traded to Phoenix for C Chad Kolarik on Mar. 3, 2010.

Year	GP	G	A	PTS	+/-	PIM
2005-06	17	0	0	0	-2	14
2006-07	23	0	1	1	-3	6
2007-08	3	0	0	0	0	2
2008-09	15	0	1	1	-1	26
2009-10	9	0	0	0	-3	10
Total	67	0	2	2	-9	58

ADAM PINEAULT, RW

Selected 46th overall in the 2004 Draft. Traded to Chicago for RW Michael Blunden on Jan. 10, 2009.

Year	GP	G	A	PTS	+/-	PIM
2007-08	3	0	0	0	-2	0
Total	3	0	0	0	-2	0

LASSE PIRJETA, LW

Selected 133rd overall in the 2002 Draft. Traded to Pittsburgh for C Brian Holzinger on Mar. 9, 2004.

Year	GP	G	A	PTS	+/-	PIM
2002-03	51	11	10	21	-4	12
2003-04	57	2	8	10	-6	20
Total	108	13	18	31	-10	32

GEOFF PLATT, C

Signed as a free agent on Nov. 25, 2005. Traded to Anaheim for D Clay Wilson and D Aaron Rome on Nov. 15, 2007.

Year	GP	G	A	PTS	+/-	PIM
2005-06	15	0	5	5	-4	16
2006-07	26	4	5	9	1	10
Total	41	4	10	14	-3	26

TOMAS POPPERLE, G

Selected 131st overall in the 2005 Draft.

Year	GP	G	A	PTS	+/-	PIM
2006-07	2	0	0	0	...	0
Total	2	0	0	0	...	0

SEAN PRONGER, C

Claimed off waivers from NY Islanders on May 18, 2001. Traded to Vancouver for D Zenith Komarniski on Oct. 30, 2003.

Year	GP	G	A	PTS	+/-	PIM
2001-02	26	3	1	4	-4	4
2002-03	78	7	6	13	-26	72
Total	104	10	7	17	-30	76

VINNY PROSPAL, LW

Signed as a free agent on July 23, 2011.

Year	GP	G	A	PTS	+/-	PIM
2011-12	82	16	39	55	-11	36
2012-13	38	12	18	30	3	32
Total	130	28	57	85	-8	68

DALTON PROUT, D

Selected 154th overall in the 2010 Draft.

Year	GP	G	A	PTS	+/-	PIM
2011-12	5	0	0	0	1	0
2012-13	28	1	6	7	15	25
2013-14	49	2	4	6	-7	37
Total	82	3	10	13	+9	62

MARTIN PRUSEK, G

Signed as a free agent on Aug. 4, 2005.

Year	GP	G	A	PTS	+/-	PIM
2005-06	9	0	0	0	...	0
Total	9	0	0	0	...	0

JAMIE PUSHOR, D

Selected in the Expansion Draft on June 23, 2000. Traded to Pittsburgh for a fourth round pick in the 2003 Draft on Mar. 15, 2002. Signed as a free agent on Dec. 10, 2003. Traded to NY Rangers for an eighth round pick in the 2004 Draft on Jan. 23, 2004.

Year	GP	G	A	PTS	+/-	PIM
2000-01	75	3	10	13	7	94
2001-02	61	0	6	6	-10	54
2003-04	7	0	0	0	-2	2
2005-06	4	1	2	3	1	0
Total	147	4	18	22	-4	150

DERON QUINT, D

Acquired from New Jersey for past considerations on June 23, 2000.

Year	GP	G	A	PTS	+/-	PIM
2000-01	57	7	16	23	-19	16
2001-02	75	7	18	25	-34	26
Total	132	14	34	48	-53	42

JEREMY REICH, LW

Signed as a free agent on May 17, 2000.

Year	GP	G	A	PTS	+/-	PIM
2003-04	9	0	1	1	-3	20
Total	9	0	1	1	-3	20

LUKE RICHARDSON, D

Signed as a free agent on July 4, 2002. Traded to Toronto for a conditional pick on March 8, 2006.

Year	GP	G	A	PTS	+/-	PIM
2002-03	82	0	13	13	-16	73
2003-04	64	1	5	6	-11	48
2005-06	44	1	6	7	-18	30
Total	190	2	24	26	-45	151

ALL-TIME PLAYER REGISTER

CRAIG RIVET, D

Claimed off waivers from Buffalo on Feb. 26, 2011.

Year	GP	G	A	PTS	+/-	PIM
2010-11	14	1	0	1	-7	23
Total	14	1	0	1	-7	23

TODD ROHLOFF, D

Signed as a free agent on Sept. 5, 2003. Claimed off waivers by Washington on Jan. 9, 2004.

Year	GP	G	A	PTS	+/-	PIM
2003-04	24	0	2	2	-12	8
Total	24	0	2	2	-12	8

AARON ROME, D

Acquired with D Clay Wilson from Anaheim for C Geoff Platt on Nov. 15, 2007.

Year	GP	G	A	PTS	+/-	PIM
2007-08	17	1	1	2	-4	33
2008-09	8	0	1	1	1	0
Total	25	1	2	3	-3	33

MATHIEU ROY, D

Signed as a free agent on July 14, 2009.

Year	GP	G	A	PTS	+/-	PIM
2009-10	31	0	10	10	-2	17
Total	31	0	10	10	-2	17

MICHAEL RUPP, C

Acquired from Phoenix with LW Jason Chimera and D Cale Hulse for LW Geoff Sanderson and RW Tim Jackman on Oct. 8, 2005.

Year	GP	G	A	PTS	+/-	PIM
2005-06	39	4	2	6	-3	58
Total	39	4	2	6	-3	58

KRIS RUSSELL, D

Selected 67th overall in the 2005 Draft. Traded to St. Louis for D Nikita Nikitin on Nov. 11, 2012.

Year	GP	G	A	PTS	+/-	PIM
2007-08	67	2	8	10	-12	14
2008-09	66	2	19	21	-10	28
2009-10	70	7	15	22	3	32
2010-11	73	5	18	23	-9	37
2011-12	12	2	1	3	-1	13
Total	288	18	61	79	-29	124

RYAN RUSSELL, LW

Acquired from Montreal for RW Mike Blunden on July 7, 2011.

Year	GP	G	A	PTS	+/-	PIM
2011-12	41	2	0	2	-7	2
Total	41	2	0	2	-7	2

GEOFF SANDERSON, LW

Selected in the Expansion Draft on June 23, 2000. Traded to Vancouver for a third round pick in the 2004 Draft on Mar. 9, 2004. Claimed off waivers from Vancouver on June 28, 2004. Traded to Phoenix with RW Tim Jackman for LW Jason Chimera, C Michael Rupp and D Cale Hulse on Oct. 8, 2005.

Year	GP	G	A	PTS	+/-	PIM
2000-01	68	30	26	56	4	46
2001-02	42	11	5	16	-15	12
2002-03	82	34	33	67	-4	34
2003-04	67	13	16	29	-9	34
2005-06	2	0	0	0	-1	0
Total	261	88	80	168	-25	126

CURTIS SANFORD, G

Signed as a free agent on July 1, 2011.

Year	GP	G	A	PTS	+/-	PIM
2011-12	36	0	0	0	...	0
Total	36	0	0	0	...	0

PETER SARNO, C

Signed as a free agent on Aug. 22, 2005.

Year	GP	G	A	PTS	+/-	PIM
2005-06	1	0	0	0	0	0
Total	1	0	0	0	0	0

DAVID SAVARD, D

Selected 94th overall in the 2009 Draft.

Year	GP	G	A	PTS	+/-	PIM
2011-12	31	2	8	10	0	16
2012-13	4	0	0	0	-3	0
2013-14	70	5	10	15	+2	28
Total	105	7	18	25	-1	44

DARREL SCOVILLE, D

Signed as a free agent on July 10, 2001.

Year	GP	G	A	PTS	+/-	PIM
2002-03	2	0	0	0	0	4
2003-04	8	0	1	1	-4	6
Total	10	0	1	1	-4	10

ALEXANDER SELIVANOV, RW

Signed as a free agent on Nov. 27, 2000.

Year	GP	G	A	PTS	+/-	PIM
2000-01	59	8	11	19	-11	38
Total	59	8	11	19	-11	38

SEAN SELMSER, LW

Signed as a free agent on Aug. 3, 2000.

Year	GP	G	A	PTS	+/-	PIM
2000-01	1	0	0	0	0	5
Total	1	0	0	0	0	5

TOM SESTITO, LW

Selected 85th overall in the 2006 Draft. Traded to Philadelphia for RW Greg Moore and C Michael Chaput on Feb. 28, 2011.

Year	GP	G	A	PTS	+/-	PIM
2007-08	1	0	0	0	0	17
2009-10	3	0	0	0	0	7
2010-11	9	2	2	4	-4	40
Total	13	2	2	4	-4	64

CAM SEVERSON, LW

Acquired from Calgary for D Cale Hulse on Feb. 28, 2006.

Year	GP	G	A	PTS	+/-	PIM
2005-06	4	0	0	0	0	5
Total	4	0	0	0	0	5

JODY SHELLEY, LW

Signed as a free agent on Jan. 31, 2001. Traded to San Jose for a sixth round pick in the 2009 Draft on Jan. 29, 2008.

Year	GP	G	A	PTS	+/-	PIM
2000-01	1	0	0	0	0	10
2001-02	52	3	3	6	1	206
2002-03	68	1	4	5	-5	249
2003-04	76	3	3	6	-10	228
2005-06	80	3	7	10	-4	163
2006-07	72	1	1	2	-6	125
2007-08	31	0	0	0	-2	44
Total	380	11	18	29	-26	1,025

MIKE SILLINGER, C

Signed as a free agent on July 7, 2001. Traded to Dallas with a second round draft pick in the 2004 Draft for D Darryl Sydor on July 22, 2003.

Year	GP	G	A	PTS	+/-	PIM
2001-02	80	20	23	43	-35	54
2002-03	75	18	25	43	-21	52
Total	155	38	48	86	-56	106

BEN SIMON, C

Signed as a free agent on Aug. 11, 2005.

Year	GP	G	A	PTS	+/-	PIM
2005-06	13	0	0	0	-4	4
Total	13	0	0	0	-4	4

JACK SKILLE, RW

Signed as a free agent on July 7, 2013.

Year	GP	G	A	PTS	+/-	PIM
2013-14	16	4	0	4	+2	6
Total	16	4	0	4	+2	6

ALL-TIME PLAYER REGISTER

BLAKE SLOAN, RW

Claimed off waivers from Dallas on Mar. 13, 2001. Traded to Calgary for D Jamie Allison on Mar. 19, 2002.

Year	GP	G	A	PTS	+/-	PIM
2000-01	14	1	0	1	-2	13
2001-02	60	2	7	9	-18	46
Total	74	3	7	10	-20	59

JAROSLAV SPACEK, D

Acquired from Chicago with a second round pick in the 2003 Draft for D Lyle Odelein on Mar. 19, 2002.

Year	GP	G	A	PTS	+/-	PIM
2001-02	14	2	3	5	-9	24
2002-03	81	9	36	45	-23	70
2003-04	58	5	17	22	-13	45
Total	153	16	56	72	-45	139

MARTIN SPANHEL, LW

Signed as a free agent on May 30, 2000.

Year	GP	G	A	PTS	+/-	PIM
2000-01	6	1	0	1	-1	2
2001-02	4	1	0	1	-2	2
Total	10	2	0	2	-3	4

ANTON STRALMAN, D

Acquired from Calgary for a third round pick in the 2010 Draft on Sept. 28, 2009.

Year	GP	G	A	PTS	+/-	PIM
2009-10	73	6	28	34	-17	37
2010-11	51	1	17	18	-11	22
Total	124	7	45	52	-28	59

RADOSLAV SUCHY, D

Acquired from Phoenix with a sixth round pick in the 2005 Draft for a fourth round pick in the 2005 Draft.

Year	GP	G	A	PTS	+/-	PIM
2005-06	79	1	7	8	-8	30
Total	79	1	7	8	-8	30

ALEXANDER SVITOV, C

Acquired from Tampa Bay along with a third round pick in the 2004 Draft for D Darryl Sydor and a fourth round pick in the 2004 Draft on Jan. 27, 2004.

Year	GP	G	A	PTS	+/-	PIM
2003-04	29	2	6	8	-8	16
2006-07	76	7	11	18	-10	145
Total	105	9	17	26	-18	161

DARRYL SYDOR, D

Acquired from Dallas for Mike Sillinger and a second round pick in the 2004 Draft on July 22, 2003. Traded to Tampa Bay along with a fourth round pick in the 2004 Draft for C Alexander Svitov and a third round pick in the 2004 Draft on Jan. 27, 2004.

Year	GP	G	A	PTS	+/-	PIM
2003-04	49	2	13	15	-19	26
Total	49	2	13	15	-19	26

DICK TARNSTROM, D

Acquired from Edmonton for LW Curtis Glencross on Feb. 1, 2008.

Year	GP	G	A	PTS	+/-	PIM
2007-08	48	3	11	14	-11	52
Total	48	3	11	14	-11	52

MATTIAS TIMANDER, D

Selected in the Expansion Draft on June 23, 2000. Traded to NY Islanders for a fourth round pick in 2002 Draft on June 22, 2002.

Year	GP	G	A	PTS	+/-	PIM
2000-01	76	2	9	11	-8	24
2001-02	78	4	7	11	-34	44
Total	154	6	16	22	-42	68

OLE-KRISTIAN TOLLEFSEN, D

Selected 65th overall in the 2002 Draft.

Year	GP	G	A	PTS	+/-	PIM
2005-06	5	0	0	0	-2	2
2006-07	70	2	3	5	2	123
2007-08	51	2	2	4	-3	111
2008-09	19	0	1	1	-4	37
Total	145	4	6	10	-7	273

RAFFI TORRES, LW

Acquired from Edmonton for C Gilbert Brule on July 1, 2008. Traded to Buffalo for D Nathan Paetsch and a second round pick in the 2010 Draft on Mar. 3, 2010.

Year	GP	G	A	PTS	+/-	PIM
2008-09	51	12	8	20	-4	23
2009-10	60	19	12	31	-8	32
Total	111	31	20	51	-12	55

RON TUGNUTT, G

Signed as a free agent on July 4, 2000. Traded to Dallas with a second round pick in the 2002 Draft for a first round pick in the 2002 Draft on June 17, 2002.

Year	GP	G	A	PTS	+/-	PIM
2000-01	53	0	1	1	...	2
2001-02	44	0	1	1	...	0
Total	97	0	2	2	...	2

FEDOR TYUTIN, D

Acquired with D Christian Backman from NY Rangers for RW Nikolai Zherdev and RW Dan Fritsche on July 2, 2008.

Year	GP	G	A	PTS	+/-	PIM
2008-09	82	9	25	34	1	81
2009-10	80	6	26	32	-7	49
2010-11	80	7	20	27	-12	32
2011-12	66	5	21	26	-21	49
2012-13	48	4	18	22	9	28
2013-14	69	4	22	26	6	44
Total	475	35	132	167	-24	283

R.J. UMBERGER, C

Acquired with a fourth round pick in the 2008 Draft from Philadelphia for a first round pick and a third round pick in the 2008 Draft on June 20, 2008.

Year	GP	G	A	PTS	+/-	PIM
2008-09	82	26	20	46	-10	53
2009-10	82	23	32	55	-16	40
2010-11	82	25	32	57	3	38
2011-12	77	20	20	40	-10	27
2012-13	48	8	10	18	3	16
2013-14	74	18	16	34	-3	26
Total	446	120	130	250	-27	200

SCOTTIE UPSHALL, RW

Acquired with D Sami Lepisto from Phoenix for D Rostislav Klesla and C Dane Byers on Feb. 28, 2011.

Year	GP	G	A	PTS	+/-	PIM
2010-11	21	6	1	7	-12	10
Total	21	6	1	7	-12	10

DARREN VAN IMPE, D

Signed as a free agent on Jan. 20, 2003.

Year	GP	G	A	PTS	+/-	PIM
2002-03	14	1	1	2	-6	10
Total	14	1	1	2	-6	10

ANTOINE VERMETTE, C

Acquired from Ottawa for G Pascal Leclaire and a second round pick in the 2009 Draft on Mar. 4, 2009. Traded to Phoenix for G Curtis McElhinney, a second round pick in 2012 and a conditional fifth round pick in 2013 on Feb. 22, 2012.

Year	GP	G	A	PTS	+/-	PIM
2008-09	17	7	6	13	5	8
2009-10	82	27	38	65	2	32
2010-11	82	19	28	47	0	60
2011-12	60	8	19	27	-17	12
Total	241	61	91	152	-10	112

JAKUB VORACEK, RW

Selected seventh overall in the 2006 Draft. Traded to Philadelphia with a first round pick and a third round pick in the 2011 Draft for C Jeff Carter on June 22, 2007.

Year	GP	G	A	PTS	+/-	PIM
2008-09	80	9	29	38	11	44
2009-10	81	16	34	50	-7	26
2010-11	80	14	32	46	-3	26
Total	241	39	95	134	1	96

ALL-TIME PLAYER REGISTER

DAVID VYBORNÝ, RW

Signed as a free agent on June 8, 2000.

Year	GP	G	A	PTS	+/-	PIM
2000-01	79	13	19	32	-9	22
2001-02	75	13	18	31	-14	6
2002-03	79	20	26	46	12	16
2003-04	82	22	31	53	-26	40
2005-06	80	22	43	65	-9	50
2006-07	82	16	48	64	6	60
2007-08	66	7	19	26	-8	34
Total	543	113	204	317	-48	228



DERRICK WALSER, D

Signed as a free agent on Sept. 17, 2001. Traded to Carolina with a fourth round pick in the 2006 Draft for a fourth round pick in the 2005 Draft on July 30, 2005. Acquired from Carolina for D Mark Flood on Nov. 29, 2006.

Year	GP	G	A	PTS	+/-	PIM
2001-02	2	1	0	1	-2	0
2002-03	53	4	13	17	-9	34
2003-04	27	1	8	9	-6	22
2006-07	9	2	0	2	-1	0
Total	91	8	21	29	-18	56

DUVIE WESTCOTT, D

Signed as a free agent on May 10, 2001.

Year	GP	G	A	PTS	+/-	PIM
2001-02	4	0	0	0	-2	2
2002-03	39	0	7	7	-3	77
2003-04	34	0	7	7	-15	39
2005-06	78	6	22	28	1	133
2006-07	23	4	6	10	-13	18
2007-08	23	1	3	4	-10	30
Total	211	11	45	56	-42	299

KYLE WILSON, C

Signed as a free agent on July 2, 2010.

Year	GP	G	A	PTS	+/-	PIM
2010-11	32	4	7	11	-3	12
Total	32	4	7	11	-3	12

RAY WHITNEY, LW

Acquired from Florida with future considerations for C Kevyn Adams and a fourth round pick in the 2001 Draft on Mar. 13, 2001.

Year	GP	G	A	PTS	+/-	PIM
2000-01	3	0	3	3	-1	2
2001-02	67	21	40	61	-22	12
2002-03	81	24	52	76	-26	22
Total	151	45	95	140	-49	36

JASON WILLIAMS, C

Acquired from Atlanta for D Clay Wilson and a sixth round pick in the 2009 Draft on Jan. 14, 2009.

Year	GP	G	A	PTS	+/-	PIM
2008-09	39	12	17	29	5	16
Total	39	12	17	29	5	16

CLAY WILSON, D

Acquired with D Aaron Rome from Anaheim for C Geoff Platt on Nov. 15, 2007. Traded to Atlanta with a sixth round pick in the 2009 Draft in exchange for C Jason Williams on Jan. 14, 2009.

Year	GP	G	A	PTS	+/-	PIM
2007-08	7	1	1	2	3	2
2008-09	5	0	1	1	-2	0
Total	12	1	2	3	1	2

JAMES WISNIEWSKI, D

Rights acquired from Montreal for a fifth round pick in the 2012 Draft on June 29, 2011. Signed on July 1, 2011.

Year	GP	G	A	PTS	+/-	PIM
2011-12	48	6	21	27	-13	37
2012-13	30	5	9	14	-1	15
2013-14	75	7	44	51	0	61
Total	153	18	74	92	-14	113

TYLER WRIGHT, C

Selected in the Expansion Draft on June 23, 2000. Traded to Anaheim with D Francois Beauchemin for C Sergei Fedorov and a fifth round pick in the 2006 Draft on Nov. 15, 2005.

Year	GP	G	A	PTS	+/-	PIM
2000-01	76	16	16	32	-9	140
2001-02	77	13	11	24	-40	100
2002-03	70	19	11	30	-25	113
2003-04	68	9	9	18	-19	63
2005-06	18	0	4	4	-3	20
Total	309	57	51	108	-96	436

MIKE YORK, C

Signed as a free agent on July 25, 2008.

Year	GP	G	A	PTS	+/-	PIM
2008-09	1	0	0	0	0	0
Total	1	0	0	0	0	0

NIKOLAI ZHERDEV, RW

Selected fourth overall in the 2003 Draft. Traded to NY Rangers with RW Dan Fritsche for D Fedor Tyutin and D Christian Backman on July 2, 2008.

Year	GP	G	A	PTS	+/-	PIM
2003-04	57	13	21	34	-11	54
2005-06	73	27	27	54	-13	50
2006-07	71	10	22	32	-19	26
2007-08	82	26	35	61	-9	34
Total	283	76	105	181	-33	164

GOALTENDERS

SERGEI BOBROVSKY

Acquired from Philadelphia in exchange for two 4th round picks and a 2nd round pick on June 22, 2012.

Year	GP	MIN	W	L	OT	SO	GA	SV	GAA	SV%
2012-13	38	2219	21	11	6	4	74	1010	2.00	.932
2013-14	58	3299	32	20	5	5	131	1568	2.38	.923
Total	96	2784	53	31	11	9	205	2578	2.23	.926

BRIAN BOUCHER

Claimed off waivers from Chicago on Feb. 27, 2007.

Year	GP	MIN	W	L	OT	SO	GA	SV	GAA	SV%
2006-07	18	969	2	11	3	1	54	402	3.34	.882
Total	18	969	2	11	3	1	54	402	3.34	.882

FRED BRATHWAITE

Signed as a free agent on June 2, 2003.

Year	GP	MIN	W	L	OT	SO	GA	SV	GAA	SV%
2003-04	21	1050	4	11	1	0	59	574	3.37	.897
Total	21	1050	4	11	1	0	59	574	3.37	.897

TY CONKLIN

Signed as a free agent on July 6, 2007. Traded to Buffalo for a fifth round pick in the 2007 Draft on Feb. 27.

Year	GP	MIN	W	L	OT	SO	GA	SV	GAA	SV%
2006-07	11	491	2	3	2	0	27	183	3.30	.871
Total	11	491	2	3	2	0	27	183	3.30	.871

ALL-TIME PLAYER REGISTER

MARC DENIS

Acquired from Colorado for a second round pick in the 2000 Draft on June 7, 2000. Traded to Tampa Bay for LW Fredrik Modin and G Fredrik Norrena on June 30, 2006.

Year	GP	MIN	W	L	OT	SO	GA	SV	GAA	SV%
2000-01	32	1830	6	20	4	0	99	841	3.25	.895
2001-02	42	2335	9	24	5	1	121	1076	3.11	.899
2002-03	77	4511	27	41	8	5	232	2172	3.09	.903
2003-04	66	3796	21	36	7	5	162	1970	2.56	.918
2005-06	49	2786	21	25	1	1	151	1354	3.25	.900
Total	266	15258	84	146	25	12	765	7413	3.01	.905

WADE DUBIELEWICZ

Claimed off waivers from NY Islanders on Jan. 17, 2009.

Year	GP	MIN	W	L	OT	SO	GA	SV	GAA	SV%
2008-09	3	169	1	2	0	0	10	67	3.55	.870
Total	3	169	1	2	0	0	10	67	3.55	.870

MATHIEU GARON

Signed as a free agent on July 1, 2009.

Year	GP	MIN	W	L	OT	SO	GA	SV	GAA	SV%
2009-10	35	1771	12	9	6	2	83	775	2.81	.903
2010-11	36	1938	10	14	6	3	88	799	2.72	.901
Total	71	3709	22	23	12	5	171	1574	2.77	.902

SHAWN HUNWICK

Signed as a free agent Mar. 29, 2012.

Year	GP	MIN	W	L	OT	SO	GA	SV	GAA	SV%
2011-12	1	3	0	0	0	0	0	0	0.00	.000
Total	1	3	0	0	0	0	0	0	0.00	.000

JEAN-FRANCOIS LABBE

Acquired from NY Rangers for D Bert Robertsson on Nov. 9, 2000.

Year	GP	MIN	W	L	OT	SO	GA	SV	GAA	SV%
2001-02	3	117	1	1	0	0	6	62	3.08	.912
2002-03	11	451	2	4	0	0	27	206	3.59	.884
Total	14	568	3	5	0	0	33	268	3.49	.890

DAN LACOSTA

Selected 93rd overall in the 2004 Draft.

Year	GP	MIN	W	L	OT	SO	GA	SV	GAA	SV%
2007-08	1	13	0	0	0	0	0	5	0.00	1.000
2008-09	3	156	2	0	0	1	4	76	1.54	.950
Total	4	169	2	0	0	1	4	81	1.42	.953

PASCAL LECLAIRE

Selected eighth overall in the 2001 Draft. Traded to Ottawa with a second round pick in the 2009 Draft for C Antoine Vermette on Mar. 4, 2009.

Year	GP	MIN	W	L	OT	SO	GA	SV	GAA	SV%
2003-04	2	119	0	2	0	0	7	62	3.53	.899
2005-06	33	1804	11	15	3	0	97	987	3.23	.911
2006-07	24	1315	6	15	2	1	65	564	2.97	.897
2007-08	54	2986	24	17	6	9	112	1267	2.25	.919
2008-09	12	674	4	6	1	0	43	281	3.83	.867
Total	125	6898	45	55	12	10	324	3161	2.82	.907

DAVID LENEVEU

Signed as a free agent on July 7, 2010.

Year	GP	MIN	W	L	OT	SO	GA	SV	GAA	SV%
2010-11	1	20	0	0	0	0	2	10	6.00	.833
Total	1	20	0	0	0	0	2	10	6.00	.833

STEVE MASON

Selected 69th overall in the 2006 Draft. Traded to Philadelphia for G Michael Leighton and a third round pick in the 2015 Draft on Apr. 3, 2013.

Year	GP	MIN	W	L	OT	SO	GA	SV	GAA	SV%
2008-09	61	3664	33	20	7	10	140	1518	2.29	.916
2009-10	58	3201	20	26	9	5	163	1490	3.06	.901
2010-11	54	3027	24	21	7	3	153	1388	3.03	.901
2011-12	46	2534	16	26	3	1	143	1212	3.39	.894
2012-13	13	712	3	6	1	0	35	311	2.95	.899
Total	232	13,137	96	99	26	27	634	5919	2.90	.903

CURTIS McELHINNEY

Acquired from Phoenix along with two draft picks on Feb. 22, 2012 in exchange for C Antoine Vermette.

Year	GP	MIN	W	L	OT	SO	GA	SV	GAA	SV%
2013-14	1	20	0	0	0	0	2	10	6.00	.833
Total	1	20	0	0	0	0	2	10	6.00	.833

MIKE McKENNA

Signed as a free agent on July 5, 2014.

Year	GP	MIN	W	L	OT	SO	GA	SV	GAA	SV%
2013-14	1	20	0	0	0	0	2	10	6.00	.833
Total	1	20	0	0	0	0	2	10	6.00	.833

FREDRIK NORRENA

Acquired from Tampa Bay with LW Fredrik Modin for G Marc Denis on June 20, 2006.

Year	GP	MIN	W	L	OT	SO	GA	SV	GAA	SV%
2006-07	55	2952	24	23	3	3	137	1283	2.78	.904
2007-08	37	1960	10	19	6	2	89	767	2.72	.896
2008-09	8	323	1	3	2	0	17	116	3.16	.872
Total	100	5235	35	45	11	5	243	2166	2.79	.899



TOMAS POPPERLE

Selected 131st overall in the 2005 Draft.

Year	GP	MIN	W	L	OT	SO	GA	SV	GAA	SV%
2006-07	2	44	0	0	0	0	1	13	1.33	.929
Total	2	44	0	0	0	0	1	13	1.33	.929

MARTIN PRUSEK

Signed as a free agent on Aug. 4, 2005.

Year	GP	MIN	W	L	OT	SO	GA	SV	GAA	SV%
2005-06	9	373	3	3	0	0	20	165	3.22	.870
Total	9	373	3	3	0	0	20	165	3.22	.870

CURTIS SANFORD

Signed as a free agent on July 1, 2011.

Year	GP	MIN	W	L	OT	SO	GA	SV	GAA	SV%
2011-12	36	1983	10	18	4	1	86	885	2.60	.911
Total	36	1983	10	18	4	1	86	885	2.60	.911

RON TUGNUTT

Signed as a free agent on July 4, 2000. Traded to Dallas with a second round pick in the 2002 Draft for a first round pick in the 2002 Draft on June 17, 2002.

Year	GP	MIN	W	L	OT	SO	GA	SV	GAA	SV%
2000-01	53	3129	22	25	5	4	127	1401	2.44	.917
2001-02	44	2502	12	27	3	2	119	1076	2.85	.900
Total	97	5631	34	52	8	6	246	2477	2.62	.910

ALLEN YORK

Selected 158th overall in the 2007 Draft.

Year	GP	MIN	W	L	OT	SO	GA	SV	GAA	SV%
2011-12	11	417	3	2	0	0	16	183	2.30	.920
Total	11	417	3	2	0	0	16	183	2.30	.920

ALL-TIME NUMERICAL ROSTER

1

J.F. Labbe, 2001-02
Tomas Popperle, 2006-07
Steve Mason, 2008-13

2

Anders Eriksson, 2003-04; 2006-07
Kris Russell, 2007-08
Nate Guenin, 2010-11

3

Frantisek Kucera, 2000-01
Jaroslav Spacek, 2001-04
Marc Methot, 2008-12

4

Lyle Odelein, 2000-02
Bryan Berard, 2005-07
Clay Wilson, 2007-09
Nathan Paetsch, 2009-10
Sami Lepisto, 2010-11
John Moore, 2011-13

5

Jamie Pushor, 2000-02; 2005-06
Darryl Sydor, 2003-04
Christian Backman, 2008-09
Aaron Johnson, 2011-12
Jack Skille, 2013-14

6

Jamie Heward, 2000-02
Jamie Pushor, 2003-04
Ron Hainsey, 2005-08
Anton Stralman, 2009-11
Nikita Nikitin, 2011-14

7

Deron Quint, 2000-02
Scott Lachance, 2002-04
John Moore, 2010-11
Jeff Carter, 2011-12
Jack Johnson, 2011-

8

Geoff Sanderson, 2000-06
Jan Hejda, 2007-10
Maksim Mayorov, 2011-12
Nathan Horton, 2013-

9

David Vyborny, 2000-08
Scottie Upshall, 2010-11
Colton Gillies, 2011-13

10

Serge Aubin, 2000-02
Trevor Letowski, 2003-06
Duvie Westcott, 2006-08
Kris Russell, 2008-11
Mark Letestu, 2012-13
Marian Gaborik, 2013-14

11

Kevin Dineen, 2000-03
Curtis Glencross, 2007-08
Craig MacDonald, 2008-09
Chris Clark, 2009-10
Matt Calvert, 2010-

12

Ted Drury, 2000-01
Sean Pronger, 2001-02
Mathieu Darche, 2002-03
Jiri Novotny, 2007-09
Mike Blunden, 2009-11
Ryan Craig, 2013-

13

Nikolai Zherdev, 2003-08
Cam Atkinson, 2011-

14

Ray Whitney, 2000-03
Greg Mauldin, 2003-04
Raffi Torres, 2008-10
Grant Clitsome, 2010-12
Blake Comeau, 2013-14

15

Mike Maneluk, 2000-01
Kent McDonell, 2002-03
Duvie Westcott, 2003-06
Derek Dorsett, 2008-13
Nick Schultz, 2014

16

Mike Sillinger, 2001-03
Alexander Svitov, 2003-04; 2006-07
Derick Brassard, 2007-13

17

Steve Maltais, 2000-01
Paul Manning, 2002-03
Tomi Kallio, 2002-03
David Ling, 2003-04
Gilbert Brule, 2005-08
Andrew Murray, 2008-11
Mark Letestu, 2011-12
Brandon Dubinsky, 2013-

18

Robert Kron, 2000-02
Zenith Komarniski, 2003-04
Geoff Platt, 2005-06
R.J. Umberger, 2008-14

19

Mathieu Darche, 2000-02
Sean Pronger, 2002-03
Joe Motzko, 2003-04
Brian Holzinger, 2003-04
Alexandre Picard, 2005-07
Michael Peca, 2007-09
Ethan Moreau, 2010-11
Ryan Johansen, 2011-

20

Martin Spanhel, 2000-02
Lasse Pirjeta, 2002-04
Michael Rupp, 2005-06
Curtis Glencross, 2006-07
Kristian Huselius, 2008-12
Tim Erixon, 2013-

21

Espen Knutsen, 2000-04
Radoslav Suchy, 2005-06
Alexandre Picard, 2007-10
James Wisniewski, 2011-

22

Chris Nielsen, 2000-02
Luke Richardson, 2002-06
Mike Commodore, 2008-11
Vinny Prospal, 2011-13

23

Kevin Dahl, 2000-01
Alex Selivanov, 2000-01
Derrick Walser, 2001-04; 2006-07
Dick Tarnstrom, 2007-08
Milan Jurcina, 2009-10
Tom Sestito, 2009-11
Andrew Joudrey, 2011-12
Brett Lebda, 2011-12
Matt Frattin, 2014

24

Michael Gaul, 2000-01
Hannes Hyvonen, 2002-03
Todd Rohloff, 2003-04
Francois Beauchemin, 2005-06
Cam Severson, 2005-06
Kris Beech, 2007-08
Aaron Rome, 2008-09
Derek MacKenzie, 2009-14

25

Bruce Gardiner, 2000-01
Andrew Cassels, 2002-04
Jason Chimera, 2005-10
Kyle Wilson, 2010-11
Ryan Russell, 2011-12

26

Andrej Nedorost, 2001-03
Todd Marchant, 2003-06
Derek MacKenzie, 2007-09
Samuel Pahlsson, 2009-12

27

Blake Sloan, 2000-02
Darren Van Impe, 2002-03
Manny Malhotra, 2003-09
Ryan Murray, 2013-

28

Tyler Wright, 2000-06
Zenon Konopka, 2006-08
Nikita Filatov, 2008-11
Frédéric St-Denis, 2013-

29

Krzysztof Oliwa, 2000-01
Alex Selivanov, 2000-01
Grant Marshall, 2001-03
Marc Methot, 2007-08
Jason Williams, 2008-09
Nick Holden, 2010-13

30

Marc Denis, 2000-06
Fredrik Norrena, 2006-08
Curtis Sanford, 2011-12
Mike McKenna, 2013-14

31

Ron Tugnut, 2000-02
Pascal Leclaire, 2003-08
David LeNeveu, 2010-11
Shawn Hunwick, 2011-12
Curtis McElhinney, 2013-

32

Radim Bicanek, 2000-02
Kent McDonell, 2003-04
Cale Hulse, 2005-06
Mathieu Garon, 2009-11
Cody Bass, 2011-14

33

Petteri Nummelin, 2000-01
Jamie Allison, 2001-03
Jeremy Reich, 2003-04
Fredrik Modin, 2006-10
Tomas Kubalik, 2010-12
Adrian Aucoin, 2012-13

34

J.L. Grand-Pierre, 2000-04
Dan LaCosta, 2007-08
Dane Byers, 2011-12
Nick Drazenovic, 2012-13

35

J.F. Labbe, 2002-03
Martin Prusek, 2005-06
Ty Conklin, 2006-07
Brian Boucher, 2006-07
Jan Hejda, 2010-11
Jeremy Smith, 2013-14

36

Sean Selmser, 2000-01
Don MacLean, 2003-04
Mathieu Roy, 2009-10
Jonathan Audy-Marchessault, 2012-14

37

Mattias Timander, 2000-02
Darrel Scoville, 2002-04
Joe Motzko, 2005-07
Darcy Campbell, 2006-07

38

Blake Bellefeuille, 2001-03
Jan Hrdina, 2005-06
Andrej Nedorost, 2003-04
Joakim Lindstrom, 2006-08
Trevor Frischmon, 2009-10
Boone Jenner, 2013-

39

Mike Pandolfo, 2003-04
Steven Goertzen, 2005-07
Greg Moore, 2009-10
Michael Chaput, 2013-

40

Bill Bowler, 2000-01
Brad Moran, 2001-02
Duvie Westcott, 2001-02
Fred Brathwaite, 2003-04
Jaroslav Balastik, 2005-07
Jared Boll, 2007-

41

Matt Davidson, 2000-03
Brad Moran, 2003-04
Ben Simon, 2005-06
Adam Pineault, 2007-08
Allen York, 2011-12

42

Kevyn Adams, 2000-01
Brett Harkins, 2001-02
Duvie Westcott, 2002-03
Mark Hartigan, 2003-06
Chad Kolarik, 2009-11
Artem Anisimov, 2012-

43

Jan Caloun, 2000-01
David Ling, 2001-03
Tom Sestito, 2007-08
Maksim Mayorov, 2008-11
Darryl Boyce, 2011-12
Sean Collins, 2012-

44

Rostislav Klesla, 2000-04
Peter Sarno, 2005-06
Aaron Johnson, 2006-07
Aaron Rome, 2007-08
Grant Clitsome, 2009-10

45

Jody Shelley, 2000-08

46

Tim Jackman, 2003-04
Filip Novak, 2006-07
Tomas Kana, 2009-10

47

Aaron Johnson, 2003-06
Geoff Platt, 2006-07
Dalton Prout, 2011-

48

Cody Goloubef, 2011-

49

Dan Fritsche, 2003-08
Michael Leighton, 2013

50

Joakim Lindstrom, 2005-06
Antoine Vermette, 2008-12

51

Andy Delmore, 2005-06
Andrew Murray, 2007-08
Fedor Tyutin, 2008-

52

Adam Foote, 2005-08
Craig Rivet, 2010-11

55

Ole-Kristian Tollefsen, 2005-09
Mark Letestu, 2013-

57

Steve Heinze, 2000-01

58

David Savard, 2011-

61

Rick Nash, 2002-12

71

Chris Clark, 2010-11
Nick Foligno, 2012-

72

Sergei Bobrovsky, 2012-

77

Anson Carter, 2006-07
Chris Gratton, 2008-09

78

Mike York, 2008-09

91

Sergei Fedorov, 2005-08

93

Jakub Voracek, 2008-11

97

Rostislav Klesla, 2005-11

NHL DRAFT HISTORY

2014 DRAFT

June 27-28, Philadelphia, Pennsylvania (Wells Fargo Center)

Player	Position	Round	Overall	Team
Sonny Milano	LW	1	16	USNDP (USHL)
Ryan Collins	D	2	47	USNDP (USHL)
Elvis Merzlikins	G	3	76*	Lugano (Swiss-1)
Blake Siebenaler	D	3	77	Niagara (OHL)
Julien Pelletier	LW	4	107	Cape Breton (QMJHL)
Tyler Bird	RW	5	137	Kimball Union (USHS)
Olivier LeBlanc	D	7	197	Saint John (QMJHL)

* Acquired from Detroit

2013 DRAFT

June 30, Newark, New Jersey (Prudential Center)

Player	Position	Round	Overall	Team
Alexander Wennberg	C	1	14	Djurgarden (SWE-1)
Kerby Rychel	LW	1	19*	Windsor (OHL)
Marko Dano	C	1	27 ^Q	Bratislava (KHL)
Dillon Heatherington	D	2	50^	Swift Current (WHL)
Oliver Bjorkstrand	RW	3	89^	Portland (WHL)
Nick Moutrey	C	4	105	Saginaw (OHL)
Marcus Soberg	LW	6	165	Frolunda (SWE Jr.)
Peter Quenneville	C	7	195	Dubuque (USHL)

* Acquired from NY Rangers

^Q Acquired from Los Angeles

^ Acquired from Pittsburgh

2012 DRAFT

June 22-23, Pittsburgh, Pennsylvania (CONSOL Energy Center)

Player	Position	Round	Overall	Team
Ryan Murray	D	1	2	Everett (WHL)
Oscar Dansk	G	2	31	Brynäs Jr. (Sweden Jr.)
Joonas Korpisalo	G	3	62	Jokerit Jr. (Finland Jr.)
Josh Anderson	LW	4	95*	London (OHL)
Daniel Zaar	RW	6	152	Rogle Jr. (Sweden Jr.)
Gianluca Curcuruto	D	7	182	Sault Ste. Marie (OHL)

* Acquired from Vancouver

2011 DRAFT

June 24-25, St. Paul, Minnesota (Xcel Energy Center)

Player	Position	Round	Overall	Team
Boone Jenner	C	2	37	Oshawa (OHL)
T.J. Tynan	C	3	66*	Notre Dame (CCHA)
Mike Reilly	D	4	98	St. Mary's (High-MN)
Seth Ambroz	RW	5	128	Omaha (USHL)
Lukas Sedlak	C	6	158	Ceske (Czech U-20)
Anton Forsberg	G	7	188	MODO (Sweden Jr.)

* Acquired from Ottawa

2010 DRAFT

June 25-26, Los Angeles, California (STAPLES Center)

Player	Position	Round	Overall	Team
Ryan Johansen	C	1	4	Portland (WHL)
Dalton Smith	LW	2	34	Ottawa (OHL)
Petr Straka	RW	2	55*	Rimouski (QMJHL)
Brandon Archibald	D	4	94	Sault Ste. Marie (OHL)
Mathieu Corbeil	G	4	102 ^Q	Halifax (QMJHL)
Austin Madaisky	D	5	124	Kamloops (WHL)
Dalton Prout	D	6	154	Barrie (OHL)
Martin Ouellette	G	7	184	Kimball Union (High-NH)

* Acquired from Buffalo

^Q Acquired from Anaheim

2009 DRAFT

June 26-27, Montreal, Quebec (Bell Centre)

Player	Position	Round	Overall	Team
John Moore	D	1	21*	Chicago (USHL)
Kevin Lynch	C	2	56@	USA U-18 (USDP)
David Savard	D	4	94#	Moncton (QMJHL)
Thomas Larkin	D	5	137	Exeter (USHS-NH)
Anton Blomqvist	D	6	167	Malmo Jr. (Sweden Jr.)
Kyle Neuber	RW	7	197	Mississauga (OHL)

* Acquired from Anaheim

@ Acquired from NY Islanders

Acquired from Colorado

2008 DRAFT

June 20-21, Ottawa, Ontario (Scotiabank Place)

Player	Position	Round	Overall	Team
Nikita Filatov	LW	1	6	CSKA (RUS)
Cody Goloubef	D	2	37	Wisconsin (WCHA)
Steven Delisle	D	4	107*	Gatineau (QMJHL)
Drew Olson	D	4	118@	Brainerd (USHS)
Matt Calvert	LW	5	127	Brandon (WHL)
Tomas Kubalik	C/RW	5	135#	Plzen (CZE)
Brent Regner	D	5	137*	Vancouver (WHL)
Cam Atkinson	RW	6	157	Avon Old Farms (USHS)
Sean Collins	LW	7	187	Waywayseecappo (MJHL)

* Acquired from Boston

@ Acquired from Philadelphia

Acquired from Carolina

2007 DRAFT

June 22-23, Columbus, Ohio (Nationwide Arena)

Player	Position	Round	Overall	Team
Jakub Voracek	RW	1	7	Halifax (QMJHL)
Stefan Legein	RW	2	37	Niagara (OHL)
Will Weber	D	2	53*	Gaylord, MI (USHS)
Jake Hansen	RW/LW	3	68	Sioux Falls (USHL)
Maksim Mayorov	RW/LW	4	94@	Leninogorsk (Russia)
Allen York	G	6	158	Camrose (AJHL)
Trent Vogelhuber	RW	7	211#	St. Louis (NAHL)

* Acquired from San Jose

@ Acquired from Dallas

Acquired from Anaheim (conditional)

2006 DRAFT

June 24, Vancouver, British Columbia (General Motors Place)

Player	Position	Round	Overall	Team
Derick Brassard	C	1	6	Drummondville (QMJHL)
Steve Mason	G	3	69	London (OHL)
Tom Sestito	LW	3	85	Plymouth (OHL)
Ben Wright	D	4	113*	Lethbridge (WHL)
Robert Nyholm	D	5	129	IFK Jr. (Finland)
Nick Sucharski	LW	5	136@	Michigan State (CCHA)
Maxime Frechette	D	5	142#	Drummondville (QMJHL)
Jesse Dudas	D	6	159	Prince George (WHL)
Derek Dorsett	RW	7	189	Medicine Hat (WHL)
Matt Marquardt	LW	7	194^	Moncton (QMJHL)

* Acquired from San Jose

@ Acquired from Los Angeles

Acquired from Anaheim

^ Acquired from Toronto

NHL DRAFT HISTORY

2005 DRAFT

June 30, Ottawa, Ontario (Westin Hotel)

Player	Position	Round	Overall	Team
Gilbert Brule	C	1	6	Vancouver (WHL)
Adam McQuaid	D	2	55	Sudbury (OHL)
Kris Russell	D	3	67	Medicine Hat (WHL)
Jared Boll	RW	4	101*	Lincoln (USHL)
Tomas Popperle	G	5	131	Sparta (Czech)
Derek Reinhart	D	6	177+	Regina (WHL)
Kirill Starkov	C	6	189	Frolunda Jr. (Sweden)
Trevor Hendriks	D	7	201	Peterborough (OHL)

* Acquired from Carolina

+ Acquired from Phoenix

2004 DRAFT

June 26-27, Raleigh, North Carolina (RBC Center)

Player	Position	Round	Overall	Team
Alexandre Picard	LW	1	8*	Lewiston (QMJHL)
Adam Pineault	RW	2	46+	Boston College (HEA)
Kyle Wharton	D	2	59*	Ottawa (OHL)
Dan LaCosta	G	3	93#	Owen Sound (OHL)
Andrey Plekhanov	D	3	96	Nizhnekamsk 2 (Russia)
Petr Pohl	RW	5	133	Gatineau (QMJHL)
Rob Page	D	6	167	Blake School (USHS)
Lennart Petrell	C	6	190 ^Q	IFK Jr. (Finland)
Justin Vienneau	D	7	198	Shawinigan (WMJHL)
Brian McGuirk	LW	8	231	Gov. Drummer Aca. (USHS)
Matt Greer	LW	8	233-	White Bear Lake (USHS)
Grant Clitsome	D	9	271^	Nepean (CJHL)

* Acquired from Carolina

+ Acquired from Calgary

^Q Acquired from Boston

Acquired from Vancouver

- Acquired from NY Rangers

^ Acquired from Los Angeles

2003 DRAFT

June 21-22, Nashville, Tennessee (Gaylord Entertainment Center)

Player	Position	Round	Overall	Team
Nikolai Zherdev	RW	1	4	CSKA (Russia)
Dan Fritsche	C	2	46*	Sarnia (OHL)
Dmitry Kosmachev	D	3	71	CSKA (Russia)
Kevin Jarman	LW	4	103#	Stouffville (Ont. Jr. A)
Philippe Dupuis	C	4	104	Hull (QMJHL)
Arsi Piiapanen	RW	5	138+	Jokerit (Finland)
Marc Methot	D	6	168+	London (OHL)
Alexander Guskov	D	7	200	Yaroslavl (Russia)
Mathieu Gravel	LW	8	233	Shawinigan (QMJHL)
Trevor Hendriks	D	9	283^	Peterborough (OHL)

* Acquired from Chicago

Acquired from Pittsburgh

+ Acquired from Carolina

^ Acquired from Los Angeles

2002 DRAFT

June 22-23, Toronto, Ontario (Air Canada Centre)

Player	Position	Round	Overall	Team
Rick Nash	LW	1	1*	London (OHL)
Joakim Lindstrom	LW/RW	2	41#	MODO (Sweden)
Ole-Kristian Tollefsen	D	3	65	Lillehammer (Norway)
Jeff Genov	LW	3	96#	Des Moines (USHL)
Ivan Tkachenko	LW	4	98	Yaroslavl (Russia)
Jekabs Redlihs	D	4	119+	Apple Core, N.Y. (EJHL)
Lasse Pirjeta	LW/C	5	133	Karpat (Finland)
Tim Konsorada	RW	6	168	Brandon (WHL)
Jaroslav Balastik	RW	6	184^	Zlin (Czech)
Greg Mauldin	C	7	199	UMass-Amherst (HEA)
Steven Goertzen	RW	7	225^	Seattle (WHL)
Jaroslav Kracik	RW	8	231	Plzen Jr. (Czech)
Sergei Mozyakin	LW	9	263*	CSKA (Russia)

* Acquired from Florida

Acquired from Atlanta

+ Acquired from NY Islanders

^ Acquired from Philadelphia

2001 DRAFT

June 23-24, Sunrise, Florida (National Car Rental Center)

Player	Position	Round	Overall	Team
Pascal Leclaire	G	1	8	Montreal (QMJHL)
Tim Jackman	RW	2	38	Minn-Mankato (WCHA)
Kiel McLeod	C	2	53*	Kelowna (WHL)
Aaron Johnson	D	3	85*	Rimouski (QMJHL)
Per Mars	C	3	87#	Brynäs (Sweden)
Cole Jarrett	D	5	141	Plymouth (OHL)
Justin Aikins	C	6	173	Langley (BCJHL)
Artem Vostrikov	C	6	187+	Togliatti (Russia Jr.)
Raffaele Sannitz	C	7	204	Lugano (Switz.)
Ryan Bowness	RW	8	236	Brampton (OHL)
Andrew Murray	C	8	242	Selkirk (MJHL)

* Acquired from Montreal (Originally San Jose's pick)

Acquired from Buffalo

+ Acquired from Pittsburgh

2000 ENTRY DRAFT

June 24-25, Calgary, Alberta (Saddledome)

Player	Position	Round	Overall	Team
Rostislav Klesla	D	1	4	Brampton (OHL)
Ben Knopp	RW	3	69	Moose Jaw (WHL)
Petteri Nummelin	D	5	133	HC Davos (Switz.)
Scott Heffernan	D	5	138*	Sarnia (OHL)
Tyler Kolarik	C	5	150	Deerfield Academy (USHSE)
Shane Bendera	G	6	169	Red Deer (WHL)
Janne Jokila	LW	7	200	TPS (Finland)
Peter Zingoni	C	8	231	New England (EJHL)
Martin Paroulek	LW	9	278#	Vsetin HC (Czech)
Andrej Nedorost	C	9	286+	ESC Essen (Germany)
Louis Mandeville	D	9	292^	Rouyn-Noranda (QMJHL)

* Acquired from Boston

Acquired from San Jose

+ Acquired from Florida

^ Acquired from Detroit

2000 EXPANSION DRAFT

June 23, 2000 (Calgary, Alberta)

Goaltenders	Pick	Overall	Team
Rick Tabaracci	1	1	Colorado
Frederic Chabot	2	4	Montreal
Dwayne Roloson	3	5	Buffalo

Defensemen	Pick	Overall	Team
Mattias Timander	1	2	Boston
Bert Robertsson	2	3	Edmonton
Tommi Rajamaki	3	5	Toronto
Jamie Pushor	4	8	Dallas
Lyle Odelein	5	10	Phoenix
Radim Bicanek	6	11	Chicago
Mathieu Schneider	7	13	NY Rangers
Jonas Andersson-Junkka	8	16	Pittsburgh

Forwards	Pick	Overall	Team
Geoff Sanderson	1	1	Buffalo
Turner Stevenson	2	4	Montreal
Robert Kron	3	6	Carolina
Steve Heinze	4	7	Boston
Tyler Wright	5	9	Pittsburgh
Kevyn Adams	6	12	Toronto
Dmitri Subbotin	7	14	NY Rangers
Dallas Drake	8	16	Phoenix
Bruce Gardiner	9	17	Tampa Bay
Barrie Moore	10	20	Washington
Martin Streit	11	22	Philadelphia
Kevin Dineen	12	23	Ottawa
Jeff Williams	13	25	New Jersey

Additional Players	Pick	Overall	Team
Sergei Luchinkin	1	2	Dallas
Ted Drury	2	4	NY Islanders

PERSONNEL & FRANCHISE FIRSTS

GENERAL MANAGERS

Doug MacLean
Scott Howson
Jarmo Kekalainen

Feb. 11, 1998-April 19, 2007
June 15, 2007-Feb. 12, 2013
Feb. 13, 2013 -

HEAD COACHES

Dave King
Doug MacLean
Gerard Gallant
Gary Agnew (Interim)
Ken Hitchcock
Claude Noel (Interim)
Scott Arniel
Todd Richards

July 5, 2000-Jan. 7, 2003
Jan. 7, 2003-Jan. 1, 2004
Jan. 1, 2004-Nov. 13, 2006
Nov. 14, 2006-Nov. 22, 2006
Nov. 22, 2006-Feb. 3, 2010
Feb. 3, 2010-Apr. 9, 2010
June 8, 2010-Jan. 9, 2012
Jan. 9, 2012-

ASSISTANT COACHES

Newell Brown
Gerard Gallant
Rick Wamsley (goaltenders)
Dean Blais
Gord Murphy
Gary Agnew
Clint Malarchuk (goaltenders)
Claude Noel
Dave Rook (goaltenders)
Bob Boughner
Brad Berry
Todd Richards
Dan Hinote
Ian Clark (goaltenders)
Craig Hartsburg
Keith Acton
Brad Larsen

2000-Jan. 6, 2004
2000-Jan. 1, 2004
2000-06
2004-06
2002-10
2006-10
2006-09
2007-10
2009-11
2010-11
2010-12
2011-12
2010-14
2011-
2012-
2012-13
2014-

TEAM CAPTAINS

Lyle Odelein
Ray Whitney
Luke Richardson
Adam Foote
Rick Nash

2000-02
2002-03
2003-05
2005-08
2008-12

ALTERNATE CAPTAINS

Geoff Sanderson
Tyler Wright
Luke Richardson
Andrew Cassels
Todd Marchant
Darryl Sydor
Adam Foote
Rick Nash
David Vyborny
Sergei Fedorov
Manny Malhotra
Michael Peca
Rostislav Klesla
Fredrik Modin
R.J. Umberger
Antoine Vermette
Ethan Moreau
Jeff Carter
Derek Dorsett
Vinny Prospal
James Wisniewski
Adrian Aucoin

2000-04
2000-02, 2003-04
2002-03
2003-04
2003-04
2005-06
2005-08
2005-08
2008-09
2008-09
2008-10
2008-10
2009-12
2009-12
2010-11
2011-12
2011-12
2011-12
2011-12
2012-13

ALTERNATE CAPTAINS

Brandon Dubinsky
Jared Boll
Jack Johnson
Mark Letestu

2012-
2012-
2012-
2013-

FIRST GAME

Home - Oct. 7, 2000 vs. Chicago
Road - Oct. 12, 2000 at Calgary

OPENING NIGHT ROSTER

No.	Player	Position
3	Frantisek Kucera	Defense
4	Lyle Odelein	Defense
5	Jamie Pushor	Defense
6	Jamie Heward	Defense
8	Geoff Sanderson	Left Wing
9	David Vyborny	Right Wing
10	Serge Aubin	Center
11	Kevin Dineen	Right Wing
12	Ted Drury	Center
17	Steve Maltais	Left Wing
18	Robert Kron	Center
21	Espen Knutsen (Injured)	Center
25	Bruce Gardiner	Right Wing
28	Tyler Wright	Center
29	Krzysztof Oliwa	Left Wing
30	Marc Denis	Goaltender
31	Ron Tugnutt	Goaltender
32	Radim Bicanek	Defense
33	Petteri Nummelin	Defense
34	Jean-Luc Grand-Pierre	Defense
37	Mattias Timander	Defense
42	Kevyn Adams	Center
43	Jan Caloun	Right Wing
44	Rostislav Klesla	Defense
57	Steve Heinze	Right Wing

FIRST STARTING LINEUP

Center: Robert Kron
Left Wing: Geoff Sanderson
Right Wing: Steve Heinze
Defense: Lyle Odelein
Defense: Mattias Timander
Goaltender: Ron Tugnutt

FIRST WIN

Home - Oct. 27, 2000 vs. Washington (3-1)
Road - Oct. 12, 2000 at Calgary (3-2)

FIRST LOSS

Home - Oct. 7, 2000 vs. Chicago (3-5)
Road - Oct. 14, 2000 at Colorado (1-3)

FIRST TIE

Home - Dec. 21, 2000 vs. Ottawa (3-3)
Road - Nov. 4, 2000 at Ottawa (2-2)

FIRST OVERTIME WIN

Home - Dec. 8, 2000 vs. Boston (3-2)
Road - Mar. 9, 2001 at Florida (7-6)

FIRST OVERTIME LOSS

Home - Oct. 22, 2000 vs. Detroit (1-2)
Road - Dec. 13, 2000 at Anaheim (4-5)

FIRST SHOOTOUT WIN

Home - Oct. 28, 2005 vs. Minnesota (2-1)
G - Martin Prusek, 7 saves, 8 attempts
Road - Nov. 30, 2005 at Minnesota (1-0)
G - Pascal Leclaire, 3 saves, 3 attempts

FIRST SHOOTOUT LOSS

Home - Nov. 22, 2006 vs. St. Louis (0-1)
G - Pascal Leclaire, 3 saves, 4 attempts
Road - Dec. 20, 2005 at Detroit (1-2)
G - Pascal Leclaire, 0 saves, 2 attempts

FIRST GOAL

Home - Bruce Gardiner (Krzysztof Oliwa, Kevyn Adams) at 7:34 of 1st period vs. Chicago's Jocelyn Thibault on Oct. 7, 2000
Road - Rostislav Klesla (Serge Aubin, Kevin Dineen) at 2:25 of 1st period at Calgary's Mike Vernon on Oct. 12, 2000

FIRST GOAL AGAINST

Home - Reto Von Arx at 6:10 of 2nd period against Ron Tugnutt vs. Chicago on Oct. 7, 2000
Road - Jarome Iginla at 10:10 of 1st period against Ron Tugnutt at Calgary on Oct. 12, 2000

FIRST GOAL BY DEFENSEMAN

Home - Rostislav Klesla (Robert Kron, Mattias Timander) at 14:33 of 3rd period vs. San Jose's Evgeni Nabokov on Oct. 25, 2000
Road - Rostislav Klesla (Serge Aubin, Kevin Dineen) at 2:25 of 1st period at Calgary's Mike Vernon on Oct. 12, 2000

FIRST POWER PLAY GOAL

Home - Tyler Wright (Petteri Nummelin, Mattias Timander) at 2:19 of 3rd period vs. Los Angeles on Oct. 9, 2000
Road - David Vyborny (Jamie Heward, Tyler Wright) at 17:43 of 1st period at Colorado on Oct. 14, 2000

FIRST SHORTHANDED GOAL

Home - Jamie Pushor (Serge Aubin, Kevyn Adams) at 7:32 of 2nd period vs. Vancouver on Nov. 19, 2000
Road - Robert Kron (Jamie Pushor) at 0:43 of OT at Florida on Mar. 9, 2001

FIRST GAME-WINNING GOAL

Home - Jamie Heward (Petteri Nummelin, Tyler Wright) at 6:37 of 1st period vs. Washington on Oct. 27, 2000
Road - Kevyn Adams (David Vyborny) at 4:13 of 3rd period at Calgary on Oct. 12, 2000

FIRST GAME-TYING GOAL

Home - Serge Aubin (Kevin Dineen, Bruce Gardiner) at 5:12 of 3rd period vs. Ottawa on Dec. 21, 2000
Road - Tyler Wright (Jamie Pushor, Steve Heinze) at 10:22 of 3rd period at Toronto on Feb. 14, 2001

FIRST EMPTY NET GOAL

Home - Serge Aubin (Kevyn Adams, Steve Heinze) at 19:40 of 3rd period vs. Los Angeles on Oct. 31, 2000
Road - Serge Aubin (Steve Heinze, Bruce Gardiner) at 19:52 of 3rd period at NY Islanders on Dec. 23, 2000

FIRST OVERTIME GOAL

Home - Geoff Sanderson (Frantisek Kucera, Lyle Odelein) at 4:51 of OT vs. Boston on Dec. 8, 2000
Road - Robert Kron (Jamie Pushor) at 0:43 of OT at Florida on Mar. 9, 2001

FIRST SHOOTOUT GOAL

Home - Mark Hartigan (against Dwayne Roloson, 3rd round) vs. Minnesota on Oct. 28, 2005
Road - Jaroslav Balastik (against Manny Fernandez, 3rd round) at Minnesota on Nov. 30, 2005

FIRST SHOOTOUT GAME-WINNING GOAL

Home - Trevor Letowski (against Dwayne Roloson, 3rd round) vs. Minnesota on Oct. 28, 2005
Road - Jaroslav Balastik (against Manny Fernandez, 3rd round) at Minnesota on Nov. 30, 2005

FIRST FACE-OFF

Robert Kron vs. Chicago's Alexei Zhamnov on Oct. 7, 2000 (won)

FIRST SHOT ON GOAL

Kevyn Adams at 1:41 of 1st period vs. Chicago on Oct. 7, 2000

FIRST MINOR PENALTY

Serge Aubin at 10:59 of 1st period vs. Chicago on Oct. 7, 2000 (Boarding)

FIRST MAJOR PENALTY

Jamie Pushor at 17:14 of 2nd period vs. Chicago on Oct. 7, 2000 (Fighting Vandenbussche)

FIRST MISCONDUCT PENALTY

Kevin Dineen at 20:00 of 3rd period at Colorado on Oct. 14, 2000 (Game)

FIRST GOALTENDER WIN

Home - Marc Denis, 32 saves vs. Washington on Oct. 27, 2000 (3-1)
Road - Ron Tugnutt, 19 saves at Calgary on Oct. 12, 2000 (3-2)

FIRST GOALTENDER LOSS

Home - Ron Tugnutt, 20 saves vs. Chicago on Oct. 7, 2000 (3-5)
Road - Marc Denis, 30 saves at Colorado on Oct. 14, 2000 (1-3)

FIRST SHUTOUT WIN

Home - Ron Tugnutt, 31 saves vs. Minnesota on Jan. 15, 2001 (3-0)
Road - Ron Tugnutt, 27 saves at Montreal on Dec. 18, 2000 (2-0)

FIRST SHUTOUT AGAINST

Home - Trevor Kidd, 30 saves vs. Florida on Nov. 17, 2000 (0-3)
Road - Ed Belfour, 14 saves at Dallas on Nov. 1, 2000 (0-4)

FRANCHISE FIRSTS

FIRST MULTI-POINT GAME

Home - Serge Aubin (2g) vs. Los Angeles on Oct. 31, 2000
Road - Kevyn Adams (2g) at Calgary on Oct. 12, 2000

FIRST TWO-GOAL GAME

Home - Serge Aubin vs. Los Angeles on Oct. 31, 2000
Road - Kevyn Adams at Calgary on Oct. 12, 2000

FIRST TWO-ASSIST GAME

Home - Steve Heinze (2a) vs. San Jose on Nov. 9, 2000
Road - Jan Caloun (2a) at Pittsburgh on Oct. 21, 2000

FIRST HAT TRICK

Home - Geoff Sanderson (3g) vs. Nashville on Feb. 10, 2001
Road - Deron Quint (3g) at Florida on Mar. 9, 2001

FIRST HAT TRICK AGAINST

Home - Bill Guerin (3g) vs. Boston on Feb. 4, 2002
Road - Marian Gaborik (3g) at Minnesota on Mar. 10, 2002

FIRST THREE-POINT GAME

Home - Geoff Sanderson (3g) vs. Nashville on Feb. 10, 2001
Road - Espen Knutsen (1g, 3a), Geoff Sanderson (2g, 1a), Serge Aubin (2g, 1a) and Steve Heinze (1g, 2a) at NY Islanders on Dec. 23, 2000

FIRST THREE-ASSIST GAME

Home - Robert Kron (3a) vs. Phoenix on Feb. 28, 2001
Road - Espen Knutsen (3a) at NY Islanders on Dec. 23, 2000

FIRST FOUR-GOAL GAME

Home - none
Road - Geoff Sanderson (4g) at Calgary on Mar. 29, 2003

FIRST FOUR-POINT GAME

Home - Espen Knutsen (5a) vs. Calgary on Mar. 24, 2001
Road - Espen Knutsen (1g, 3a) at NY Islanders on Dec. 23, 2000

FIRST FOUR-ASSIST GAME

Home - Espen Knutsen (5a) vs. Calgary on Mar. 24, 2001
Road - Andrew Cassels (4a) at Calgary on Mar. 29, 2003

FIRST FIVE-POINT GAME

Home - Espen Knutsen (5a) vs. Calgary on Mar. 24, 2001
Road - Andrew Cassels (1g, 4a) and Geoff Sanderson (4g, 1a) at Calgary on Mar. 29, 2003

FIRST FIVE-ASSIST GAME

Home - Espen Knutsen (5a) vs. Calgary on Mar. 24, 2001
Road - None

FIRST PENALTY SHOT

Home - Robert Kron (against Steve Shields at 5:34 of 1st period) vs. San Jose on Nov. 9, 2000 (No Goal)
David Vyborny (against Tomas Vokoun at 18:01 of 3rd period) vs. Nashville on Mar. 19, 2001 (Goal)
Road - David Vyborny (against Robbie Tallas at 7:16 of 2nd period) at Chicago on Oct. 15, 2000 (Goal)
Andrej Nedorost (against Cristobal Huet at 16:09 of 2nd period) at Los Angeles on Mar. 25, 2003 (No Goal)

FIRST PENALTY SHOT AGAINST

Home - Jeremy Roenick (against Marc Denis at 17:06 of 2nd period) vs. Phoenix on Feb. 28, 2001 (No Goal)
Tony Hrkac (against Marc Denis at 16:23 of 3rd period) vs. Atlanta on Apr. 12, 2002 (Goal)
Road - Shjon Podein (against Marc Denis at 13:42 of 2nd period) at Colorado on Dec. 12, 2001 (No Goal)
Jonathan Cheechoo (against Pascal Leclaire at 0:32 of 3rd period) at San Jose, Feb. 23, 2004 (Goal)



NHL ALL-STAR GAME PARTICIPANTS

Year	Site	Player	Team	Statistics	Results
2002	Los Angeles, CA – STAPLES Center	Espen Knutsen	World	1g-2a=3pts	Won, 8-5
2003	Sunrise, FL – Office Depot Center	Ray Whitney	West	0g-1a=1pt	Won, 6-5 SO
2004	St. Paul, MN – Xcel Energy Center	Rick Nash	West	0g-0a=0pts	Lost, 6-4
2007	Dallas, TX – American Airlines Center	Rick Nash	West	2g-2a=4pts	Won, 12-9
2008	Atlanta GA – Philips Arena	Rick Nash	West	3g-0a=3pts	Lost, 8-7
2009	Montreal, PQ – Bell Centre	Rick Nash	West	1g-2a=3pts	Lost, 12-11 SO
2011	Raleigh, NC – RBC Center	Rick Nash	Team Staal	1g-1a=3pts	Lost, 11-10

NHL YOUNGSTARS GAME PARTICIPANTS

Year	Site	Player	Team	Statistics	Results
2002	Los Angeles, CA – STAPLES Center	Rostislav Klesla	West	unable to play due to injury	
2003	Sunrise, FL – Office Depot Center	Rostislav Klesla	West	0g-0a=0pts	Lost, 8-3
		Rick Nash	West	2g-1a=3pts	Lost, 8-3
2004	St. Paul, MN – Xcel Energy Center	Nikolai Zherdev	West	1g-1a=2pts	Won, 7-3
2009	Montreal, PQ – Bell Centre	Steve Mason	West	unable to play due to injury	

NHL ALL-STAR WEEKEND ROOKIE PARTICIPANTS

Year	Site	Player	Team
2012	Ottawa, ON – Scotiabank Place	Ryan Johansen	Team Chara

NHL ALL-STAR TEAM

Year	Player	Position	Team
2008-09	Steve Mason	Goaltender	Second Team
2012-13	Sergei Bobrovsky	Goaltender	First Team

MAURICE “ROCKET” RICHARD TROPHY

The Maurice “Rocket” Richard Trophy is presented annually “to the player finishing the regular season as the League’s goal-scoring leader.”

2003-04 Rick Nash (41 goals) Shared with Atlanta’s Ilya Kovalchuk and Calgary’s Jarome Iginla

CALDER MEMORIAL TROPHY

The Calder Memorial Trophy is presented annually “to the player selected as the most proficient in his first year of competition in the National Hockey League.” Winner selected in a poll by the Professional Hockey Writers’ Association at the end of the regular schedule.

2002-03 Rick Nash (Finalist) Winner – Barret Jackman, St. Louis; Other Finalist – Henrik Zetterberg, Detroit
2008-09 Steve Mason Finalists – Bobby Ryan, Anaheim; Kris Versteeg, Chicago

NHL FOUNDATION PLAYER AWARD

The NHL Foundation Player Award is presented annually to a player “in recognition of his commitment and service to charities in his community.”

2008-09 Rick Nash Finalists – Dustin Brown, Los Angeles; Alex Kovalev, Montreal

VEZINA TROPHY

The Vezina Trophy is presented to the “goalkeeper adjudged to be the best at his position” as voted by the general managers of each of the 30 clubs.

2008-09 Steve Mason (Runner-Up) Winner – Tim Thomas, Boston
2012-13 Sergei Bobrovsky Finalists – Henrik Lundqvist, NY Rangers; Antti Niemi, San Jose

BILL MASTERSON TROPHY

2000-01 Kevin Dineen (Finalist) Winner – Adam Graves, NY Rangers; Other Finalist – Ray Ferraro, Atlanta
2001-02 Kevin Dineen (Finalist) Winner – Saku Koivu, Montreal; Other Finalist – Ron Francis, Carolina

BILL MASTERSON TROPHY NOMINEES

The Columbus chapter of the Professional Hockey Writers’ Association nominates players for the award, which is given annually to the player who best exemplifies the qualities of perseverance, sportsmanship and dedication to hockey.

2000-01	Kevin Dineen	2007-08	Pascal Leclaire
2001-02	Kevin Dineen	2008-09	Raffi Torres
2002-03	Luke Richardson	2009-10	Jared Boll
2003-04	Manny Malhotra	2010-11	Derek MacKenzie
2005-06	Duvie Westcott	2011-12	Curtis Sanford
2006-07	Fredrik Norrena	2012-13	Vinny Prospal
		2013-14	Nick Foligno

HONOR ROLL & TEAM AWARDS

KING CLANCY MEMORIAL TROPHY NOMINEES

The King Clancy Memorial Trophy is presented to "the player who best exemplifies leadership qualities on and off the ice and has made a noteworthy contribution in his community." Team members nominate a player to represent each club in league-wide voting.

2000-01	Ron Tugnutt
2001-02	Tyler Wright
2002-03	Tyler Wright
2003-04	Tyler Wright
2005-06	Manny Malhotra
2006-07	Manny Malhotra
2007-08	Manny Malhotra
2008-09	Rick Nash
2009-10	Rick Nash
2010-11	Rick Nash
2011-12	Derek Dorsett
2012-13	Adrian Aucoin
2013-14	Derek MacKenzie

NHL THREE STARS OF THE MONTH

Month	Player	Notes
March 2009	Rick Nash	3rd Star – Tallied 10-7-17 in 15 games, including unassisted hat trick at Detroit on Mar. 7.
March 2013	Sergei Bobrovsky	3rd Star – Went 9-2-3 with a 1.49 GAA, .950 SV% and 3 SO in 14 games

NHL ROOKIE OF THE MONTH

Month	Player	Notes
November 2002	Rick Nash	Tallied 4-5-9 in 14 games and had first career two-goal game vs. NY Rangers on Nov. 9.
October 2008	Derick Brassard	Collected 4-5-9 in 10 games to lead all rookies in scoring during the month.
November 2008	Steve Mason	Went 5-2-1 with a 2.09 GAA, .919 SV% and two shutouts in eight games.
December 2008	Steve Mason	Went 7-5-0 with a 1.41 GAA, .950 SV% and three shutouts in 12 games.

NHL PLAYER/THREE STARS OF THE WEEK

Week	Player	Notes
Dec. 4-10, 2000	Marc Denis	2-0-1, 1.58 GAA, .953 SV% in three games
Mar. 12-18, 2001	Ron Tugnutt	2-0-0, 0.00 GAA, 1.000 SV% in two games
Feb. 23-29, 2004	David Vyborny	3-6-9 in four games
Jan. 23-29, 2006	David Vyborny	3-6-9 in four games
Jan. 22-28, 2007	Fredrik Norrena	2nd Star – 2-0-0, 1.88 GAA, .949 SV% in two games
Jan. 21-27, 2008	Pascal Leclaire	3rd Star – 2-0-0, .1.00 GAA, .968 SV% in two games
Nov. 3-9, 2008	Steve Mason	2nd Star – 3-0-0, 2.61 GAA, .907 SV% in three games
Dec. 29-Jan. 4, 2009	Rick Nash	1st Star – 2-7-9 in four games
Mar. 2-8, 2009	Rick Nash	3rd Star – 4-2-6 in three games
Jan. 4-10, 2010	Mathieu Garon	3rd Star – 3-0-0, 1.46 GAA, .940 SV% in three games
Nov. 1-7, 2010	Mathieu Garon	2nd Star – 2-1-0, 1.01 GAA, .962 SV% in three games
Nov. 15-21, 2010	Rick Nash	1st Star – 6-0-6 in three games
Dec. 6-12, 2010	Rick Nash	3rd Star – 3-3-6 in three games
Feb. 21-27, 2011	Matt Calvert	3rd Star – 5-1-6 in three games
Mar. 4-10, 2013	Sergei Bobrovsky	1st Star – 4-0-0, 0.77 GAA, .972 SV% in four games
Mar. 11-17, 2013	Sergei Bobrovsky	3rd Star – 1-0-2, 0.62 GAA, .982 SV% in three games
Apr. 8-14, 2013	Sergei Bobrovsky	1st Star – 3-0-0, 0.97 GAA, .971 SV% in three games
Mar. 3-9, 2014	Artem Anisimov	2nd Star -4-0-4 (incl. 3 GWG) in four games
Mar. 10-16, 2014	Sergei Bobrovsky	1st Star - 2-0-1, 1.58 GAA, .950 SV% in three games

OLYMPIC GAMES PARTICIPANTS

Year	Player	Team	Statistics (medal)	Year	Player	Team	Statistics (medal)
2006	Adam Foote	Canada	0g-1a=1pt	2010	Samuel Pahlsson	Sweden	0g-1a-1pt
2006	Rick Nash	Canada	0g-1a=1pt	2010	Fedor Tyutin	Russia	0g-2a=2pts
2006	Radoslav Suchy	Slovakia	1g-1a=2pts	2014	Fedor Tyutin	Russia	0g-0a=0pts
2006	David Vyborny	Czech Republic	1g-3a=4pts (bronze)	2014	Artem Anisimov	Russia	0g-0a=0pts
2010	Jan Hejda	Czech Republic	0g-0a=0pts	2014	Sergei Bobrovsky	Russia	1-0-1, 1.15 GAA, .952 SV%
2010	Milan Jurcina	Slovakia	0g-0a=0pts	2014	Nikita Nikitin	Russia	0g-1a=1pt
2010	Fredrik Modin	Sweden	0g-1a=1pt	2014	Marian Gaborik	Slovakia	DNP (Injured)
2010	Rick Nash	Canada	2g-3a=5pts (gold)				

“JACKETS FANS”

MOST VALUABLE PLAYER AWARD

Awarded to the player deemed “most valuable” to the team as voted by fans via on-line voting since 2006-07.

2006-07: Fredric Norrena
2007-08: Rick Nash
2008-09: Steve Mason
2009-10: Rick Nash
2010-11: R.J. Umberger
2011-12: Derek Dorsett
2012-13: Sergei Bobrovsky
2013-14: Ryan Johansen

“JOHN H. McCONNELL” MOST COURAGEOUS PLAYER AWARD

Awarded to the player who “day in and day out exhibited hard work, dedication and a willingness to overcome obstacles in his commitment to the team”, as voted by Blue Jackets players since 2006-07.

2006-07: Fredrik Modin
2007-08: Rick Nash
2008-09: Andrew Murray
2009-10: Jared Boll
2010-11: R.J. Umberger
2011-12: Derek Dorsett
2012-13: Sergei Bobrovsky
2013-14: Derek MacKenzie

OUTSTANDING DEFENSEMAN AWARD

Awarded to the team’s top defenseman, as voted on by members of the local media since 2006-07.

2006-07: Rostislav Klesla
2007-08: Jan Hejda
2008-09: Jan Hejda
2009-10: Kris Russell
2010-11: Fedor Tyutin
2011-12: Nikita Nikitin
2012-13: Fedor Tyutin
2013-14: James Wisniewski

MOST IMPROVED PLAYER AWARD

Awarded to the player deemed to have improved the most during the course of the regular season, as voted by the team’s television and radio broadcasters since 2006-07.

2006-07: Ole-Kristian Tollefsen
2007-08: Pascal Leclaire
2008-09: Marc Methot
2009-10: Kris Russell
2010-11: Derek MacKenzie
2011-12: Derek Dorsett
2012-13: Matt Calvert
2013-14: Ryan Johansen

THREE STARS AWARD

Awarded to the player who accumulated the most points in voting for the Three Stars of the Game throughout the course of the regular season (1st Star – 5 pts., 2nd Star – 3 pts., 3rd Star – 1 pt.) since 2000-01.

2000-01: Ron Tugnutt
2001-02: Ray Whitney
2002-03: Marc Denis
2003-04: Rick Nash
2005-06: Rick Nash
2006-07: Rick Nash
2007-08: Rick Nash
2008-09: Steve Mason
2009-10: Steve Mason
2010-11: Rick Nash
2011-12: Steve Mason
2012-13: Sergei Bobrovsky
2013-14: Sergei Bobrovsky

COLUMBUS BLUE JACKETS PLAYER COMMUNITY SERVICE AWARD

Awarded to the player who went above and beyond off the ice in support of charitable initiatives benefiting those in need throughout the community, as selected by the Blue Jackets Foundation and community development staff since 2002-03.

2002-03: Tyler Wright
2003-04: Luke Richardson
2005-06: Manny Malhotra
2006-07: Jody Shelley
2007-08: Dan Fritsche
2008-09: Rick Nash
2009-10: R.J. Umberger
2010-11: Jared Boll
2011-12: Marc Methot
2012-13: Derek MacKenzie
2013-14: Derek MacKenzie



COLUMBUS BLUE JACKETS



MEDIA INFORMATION





KAREN DAVIS DIRECTOR OF COMMUNICATIONS

Karen Davis is the director of communications for the Columbus Blue Jackets and has spent the last 14 years leading and supporting publicity efforts of the club and Nationwide Arena. In her current role, she is responsible for non-hockey media relations and publicity efforts. She also supports the club's team services initiatives, including the management of player appearance requests.

Davis originally joined Nationwide Arena as public relations manager in June 2000, three months prior to the facility's grand opening. During her first ten years with the organization, she orchestrated public relations campaigns and served as the venue's primary media contact for the arena's numerous concerts, family shows and sporting events.

Before moving to Columbus, Davis spent six years with the Detroit Red Wings and two years at Detroit's Joe Louis Arena. She served in a variety of capacities with the club during her tenure that included back-to-back Stanley Cup championship seasons in 1996-97 and 1997-98.

A native of suburban Detroit, Davis is a graduate of Michigan State University.



GLENN ODEBRALSKI MANAGER OF COMMUNICATIONS

Glenn Odebralski joined the Columbus Blue Jackets as manager of communications in August 2014 after spending the previous seven seasons with the Florida Panthers. In his current role, he assists in the creation of all hockey related media content including game notes and releases as well as the management of interview requests and other initiatives.

Prior to joining the Blue Jackets organization, Odebralski served as the senior manager of communications and digital media for Sunrise Sports & Entertainment, the Florida Panthers and BB&T Center, overseeing various SS&E websites; creating and updating them with new written, video, photo, and other content. He also helped direct media relations activities at home and on the road while providing daily hockey information.

A native of Corfu, N.Y., Odebralski, graduated from the State University of New York at Cortland with Bachelor's Degrees in sport management and business economics. He has also spent time in various grad assistant programs and internships; working for the Buffalo Sabres, Buffalo Bills, Batavia Muckdogs and the SUNY Cortland football team.

MEDIA CREDENTIALS

Press box seating at Nationwide Arena is assigned for each game. Requests for individual game passes will be issued on a priority basis to media on specific assignments only. Such requests should be submitted via email to Karen Davis at kdavis@BlueJackets.com no later than 5 p.m. the day before a home game. Photo ID will be required when picking up credentials. Media must visibly wear credentials at all times.

MEDIA ENTRANCE/CREDENTIAL PICKUP

Credentials can be picked up at the Tower Entrance, located on the south side of Nationwide Arena (corner of Nationwide and Marconi Bldvs.) starting two hours prior to game time. After the game begins, credentials will be available at the Big Lots Box Office Will Call Window located at the southwest corner of the arena.

MEDIA PARKING

Media parking is available at the cinema garage behind the Cinema Garage, located at 245 Marconi Blvd., for a reduced charge of \$4. Please show media identification to the garage attendant upon arrival.

DINING FACILITIES

The Media Dining Room is located on the event level of Nationwide Arena. Admittance to this area is restricted to CBJ game night staff, working media, visiting team and League officials. Please show your credential to the attendant for entrance. Meals will be served prior to all home games. The cost is \$10 per person.

GAME DAY INTERVIEWS

The best time to conduct interviews on game days is following the morning skate, which typically is scheduled for 10 a.m. and lasts 30 to 60 minutes. Blue Jackets players will also be available for 30 minutes up to two and a half hours prior to game time (i.e. 4:30-5 p.m. for a 7 p.m. start) outside the team dressing room. **NO AUTOGRAPHS DURING MEDIA ACCESS PERIODS.**

BROADCAST & LIVE SHOTS

Blue Jackets player and coach requests for that night's broadcast or live shots should be arranged prior to the end of the team's morning skate on game day if at all possible. If an intermission request is to be made during the course of the game, please notify a member of the Communications Department staff as soon as possible prior to the end of the period.

POST-GAME INTERVIEWS

Both team dressing rooms will be open to the media no later than five minutes after the game. Head Coach Todd Richards will meet with the media in the press conference room, located down the hall from team dressing rooms, as soon as all player interviews have concluded.

PRESS BOX

The press box is located above sections 213-219 on the south/southeast side of Nationwide Arena. An elevator is located near the ticket office. Private booths are assigned for NHL off-ice officials (PL023), video replay officials (PL027), home TV (PL019) and radio (PL018), visiting TV (PL020) and radio (PL021), as well as visiting team management (PL022). On most nights, three booths (PL014, PL015, PL016) will be designated for print media.

STATISTICIANS

Television and radio rightsholders who need statisticians to assist with their broadcasts must contact the Blue Jackets Communications Department at least 24 hours in advance of the game. Statisticians will be available and require compensation for their services.

PHOTOGRAPHY

Requests for photo credentials will be handled the same way as media passes. Photo positions are limited and will be assigned by the Blue Jackets Communications Department. Photographers must comply with space assignments and shooting regulations established by the club and the NHL and shoot from designated areas only. Photographers requiring additional information, including equipment and strobe rental, should contact Team Photographer Jamie Sabau at (614) 284-2205.

PRACTICES

The Blue Jackets conduct most practices at the OhioHealth Ice Haus, the club's official practice facility located on the west side of Nationwide Arena. Unless a team meeting is called, the dressing room will be open to the media immediately after the first player leaves the ice. Requests for interviews to be conducted at a location other than Nationwide Arena or outside regularly scheduled accessibility periods must be arranged through the Blue Jackets Communications Department.

PRESS BOX MICROSITE ON BLUEJACKETS.COM

The Blue Jackets "Press Box" microsite on BlueJackets.com provides media and fans the latest comprehensive information on the team in one place. The "Press Box" contains links to club press releases, recent news articles, daily clips, game notes, post-game notes, Jackets TV video features, post-game audio, weekly reports, media guide, season in review guide, as well as apply for season or single game credentials. Visit the site at bluejackets.com/pressbox.

GAME NOTES

Complete sets of NHL game notes will be available in the Press Room and Press Box on game nights. NHL game notes, along with League statistics, will also be available online at www.BlueJackets.com and NHLmedia.com. A weekly release will also be distributed and available online each Monday during the season by 5 p.m. ET. If members of the media are not currently receiving team news via e-mail and would like to be added to the club's distribution list, please contact Glenn Odebralski at godebralski@BlueJackets.com.

STAFF CONTACT INFORMATION

The Blue Jackets office number is (614) 246-4625 and the PR fax number is (614) 246-4302. To reach members of the Communications Department:

Todd Sharrock

Vice President of Communications & Team Services
(614) 246-4157 / tsharrock@BlueJackets.com
Twitter: @ToddSharrock

Karen Davis

Director of Communications
(614) 246-4310 / kdavis@BlueJackets.com
Twitter: @KarenDavisCBJ

Glenn Odebralski

Manager of Communications
(614) 246-0288 / godebralski@BlueJackets.com
Twitter: @glennodebralski

NHL DIRECTORY/OFFICIALS



NHL NEW YORK OFFICE & NHL ENTERPRISES, L.P.
1185 Avenue of the Americas
New York, NY 10036
Phone: 212-789-2000
Fax: 212-789-2020

NHL MONTREAL OFFICE
1800 McGill College Avenue
Suite 2600
Montreal, Que. H3A 3J6
Phone: 514-841-9220
Fax: 514-841-1070

NHL TORONTO OFFICE & NHL CANADA, L.P.
50 Bay Street, 11th Floor
Toronto, Ont. M5J 2X8
Phone: 416-359-7900
Fax: 416-981-2779
PR Fax: 416-981-2769



**NHL COMMISSIONER
GARY B. BETTMAN**



**DEPUTY COMMISSIONER
BILL DALY**

EXECUTIVE

Commissioner:.....Gary B. Bettman
Deputy Commissioner:.....William Daly
Chief Operating Officer:.....John Collins
Senior Executive Vice President of Hockey Operations:.....Colin Campbell

COMMUNICATIONS

Executive Vice President, Communications (Toronto).....Gary Meagher
Group Vice President, Communications.....Frank Brown
Group Vice President, Player Development & Event Communications.....Jamey Horan
Group Vice President, Communications.....John Dellapina
Statistician & Information Officer.....Benny Ercolani
Senior Director, News Services.....Greg Inglis
Director, Player Development & Event Communications.....Schuyler Baehman
Director, Communications.....Nirva Milord
Director, Communications (Toronto).....Jennifer Moad
Director, Communications (Toronto).....Julie Young
Senior Manager, Communications (Toronto).....David Keon
Manager, Communications (Toronto).....Trevor Bjergso
Manager, Communications.....Brendon Crossman
Manager, Communications.....Jasmine Ghafour
Coordinator, Communications.....Josh Bernstein
Coordinator, Player Development & Event Communications.....Nicole Buckley
Assistant, Player Development & Event Communications.....Lauren Wolman

REFEREES

Name	Number
*Burchell, Darcy	42
Charron, Francis	6
*Chmielewski, Tom	43
Devorski, Paul	10
Dwyer, Gord	19
Furlatt, Eric	27
*Hanson, Trevor	47
Hasenfratz, Mike	2
Hebert, Ghislain	22
Hebert, Jean	15
Jackson, Dave	8
Joannette, Marc	25
Kimmerly, Greg	18
Kowal, Tom	32

Name	Number
Kozari, Steve	40
L'Ecuier, Frederick	17
LaRue, Dennis	14
Lee, Chris	28
Leggo, Mike	3
*Lemelin, Mark	41
*Lewis, Dave	46
*Luxmore, Thomas John	49
Martell, Rob	26
McCauley, Wes	4
*McIsaac, Jon	45
Meier, Brad	34
Morton, Dean	36
Nicholson, Kendrick	44

Name	Number
O'Halloran, Dan	13
O'Rourke, Dan	9
Peel, Tim	20
Pochmara, Brian	16
Pollock, Kevin	33
Rank, Garrett	48
Rehman, Kyle	37
Rooney, Chris	5
Skilliter, Graham	24
St. Pierre, Justin	12
St-Laurent, Francois	38
Sutherland, Kelly	11
Walsh, Ian	29
Watson, Brad	23

LINESMEN

Name	Number
Amell, Derek	75
Barton, Steve	59
Brisebois, David	96
Cameron, Lonnie	74
Cherrey, Scott	50
Cormier, Michel	76
Cvik, Mike	88
Devorski, Greg	54
Driscoll, Scott	68
Galloway, Ryan	82
Gibbs, Darren	66
*Grandt, John	98

Name	Number
Henderson, Don	91
Heyer, Shane	55
Kovachik, Brad	71
*Knorr, Trent	63
Lazarowich, Brad	86
Mach, Brian	78
MacPherson, Matt	83
McElman, Andy	90
Miller, Steve	89
Morin, Jean	97
Murchison, Kiel	79
Murphy, Brian	93

Name	Number
Murray, Jonny	95
Nansen, Derek	70
Nelson, Thor	80
Nowak, Tim	77
Pancich, Bryan	94
Racicot, Pierre	65
Rody, Vaughan	73
Sericolo, Anthony	84
Sharrers, Jay	57
Shewchuk, Mark	92
Wheler, Mark	56

* indicates minor league official

SEPTEMBER

- 11 Rookie camps open
- 18 Training camps open
- 21 Preseason schedule begins
- 24 Kraft Hockeyville: Arizona Coyotes at Calgary Flames (Sylvan Lake, Alta.)
- 25 CCM/USA Hockey All-American Prospects Game (Buffalo, N.Y.)
- 30 NHL Board of Governors Meeting (New York, N.Y.)

OCTOBER

- 7 Opening day playing rosters set (5:00 p.m. ET)
- 8 Opening night – Regular Season begins
- 8 2014 Molson Canadian NHL Face-Off™ (Toronto, Ont.)
- 8 Kings raise Stanley Cup banner: San Jose Sharks at Los Angeles Kings
- 11 NHL Game Night (all teams in action)
- 20-Nov. 17 Hockey Fights Cancer Awareness Month

NOVEMBER

- 14 Hockey Hall of Fame Game: Pittsburgh Penguins at Toronto Maple Leafs (Air Canada Centre, Toronto, Ont.)
- 17 Hockey Hall of Fame induction ceremony (Toronto, Ont.)
Inductees: Rob Blake, Peter Forsberg, Dominik Hasek, Mike Modano (Player category); Pat Burns (Builder category), Bill McCreary (Referee/Linesman category); Media honorees: Kevin Allen, Pat Foley.
- 18 General Managers' Meeting (Toronto, Ont.)
- 26 NHL Founders Day (1917) – 9 games on schedule
- 28 2014 Discover NHL Thanksgiving Showdown™:
New York Rangers at Philadelphia Flyers (1:00 p.m. ET)

DECEMBER

- 1 Signing deadline for Group 2 free agents (5:00 p.m. ET)
- 4 U.S. Hockey Hall of Fame induction & Celebration of Lester Patrick (Minn/St. Paul, Minn.). Inductees: Karyn Bye Dietz, Brian Rafalski, Jeff Sauer, Lou Vairo.
- 8-9 NHL Board of Governors Meeting (Boca Raton, Fla.)
- 19-27 Holiday roster freeze in effect: For all players on an NHL active roster, injured reserve, or with non-roster and injured non-roster status as of midnight (local time) Dec. 19, a roster freeze shall apply through midnight (local time) Dec. 27, with respect to waivers, trades and loans, subject to the exceptions provided for in CBA Article 16.5 (d).
- 24-26 Holiday break (no scheduled practices – dressing rooms closed)
- 26-Jan. 5 IIHF World Junior Championship (Montreal, Que. & Toronto, Ont.)

JANUARY

- 1 2015 Bridgestone NHL Winter Classic®:
Chicago Blackhawks at Washington Capitals
(Nationals Park, Washington, D.C.)
- 13 USHL/NHL Top Prospects Game (Dubuque, Iowa)
- 21 CCM/ECHL All-Star Classic (Orlando, Fla.)
- 22 CHL/NHL Top Prospects Game (St. Catharines, Ont.)

JANUARY (CONTINUED)

- 22-26 NHL All-Star Break (no games played)
- 22-25 No scheduled practices – dressing rooms closed
- 24 NHL All-Star Skills Competition™ (Nationwide Arena, Columbus, Ohio)
- 25 60th NHL All-Star Game (Nationwide Arena, Columbus, Ohio)
- 27 NHL Regular Season resumes

FEBRUARY

- 1 Hockey is for Everyone Month begins
- 14 Scotiabank Hockey Day in Canada (host: Halifax, N.S.)
- 21 2015 Coors Light NHL Stadium Series™: Los Angeles Kings at San Jose Sharks (Levi's® Stadium, Santa Clara, Calif.)
- 20-22 8th Annual Hockey Weekend Across America presented by CCM (USA Hockey)

MARCH

- 2 Trade deadline (3:00 p.m. ET)

APRIL

- 9-11 NCAA Frozen Four (TD Garden, Boston, Mass.)
- 11 Last day of regular season (all teams in action)
- 15 Stanley Cup Playoffs begin
- 16-26 IIHF Under-18 World Championship (Zug and Lucerne, Switzerland)

MAY

- 1-17 IIHF World Championship (Prague and Ostrava, Czech Republic)
- 21-31 CHL Memorial Cup (Quebec City, Que.)
- 31-June 6 NHL Combine (Buffalo, N.Y.)

JUNE

- 20 Last possible day for 2014 Stanley Cup Final
- TBA Deadline for first club-elected salary arbitration (later of June 15 or 48 hours after the conclusion of the Stanley Cup Final, 5:00 p.m. ET)
- 26-27 NHL Draft (BB&T Center, Sunrise, Fla.)

JULY

- 1 Free agency begins (12:00 p.m. ET)
- 5 Deadline for player-elected salary arbitration notification (5:00 p.m. ET)
- 6 Deadline for club-elected salary arbitration notification (5:00 p.m. ET)
- 20-Aug. 4 Salary arbitration hearings held

AUGUST

- 6 Deadline for salary arbitration decisions to be rendered



www.BlueJackets.com

