



2018-2019

DALLAS STARS MEDIA GUIDE





Your team. Your airline.



Proud to be the Official Airline of the Dallas Stars.
#GoStars

American Airlines and the Flight Symbol logo are marks of American Airlines, Inc.
oneworld is a mark of the world Alliance, LLC. © 2018 American Airlines, Inc. All rights reserved.



From June 22 – 23, 2018, the National Hockey League descended on Dallas as the Stars organization hosted the 2018 NHL Draft at American Airlines Center. This marked the first time that the Stars have hosted the NHL Draft and was the first League event in Dallas since the club hosted the 2007 NHL All-Star Game, also at American Airlines Center.





MEDIA GUIDE PRODUCTION

Editor-in-Chief	Ben Fromstein
Managing Editor	Tom Holy
Deputy Editors	Joe Calvillo, Christa Melia, Faith Whiteley, Taylor Hernandez
Images	Glenn James, Tim Heitman, Brandon Colston, Sean Berry, Getty Images, Hockey Hall of Fame
Printing	John Sons Press, Fort Worth, Texas
Statistical Assistance.....	Bob Waterman & Randy Robles (Elias Sports Bureau)
.....	Hockey Hall of Fame and Tom and Irma Coucill

LEADERSHIP/FRONT OFFICE

Staff Directory	6
R. Thomas Gagliardi	9
James R. Lites	10
Brad Alberts.....	11
Jim Nill	12
Les Jackson/Scott White.....	13
Mark Janko	14
Player Development	15
Jason Rademan/Lisa Smail	16
Scouting Staff.....	17
Jim Montgomery	19
Rick Bowness/Stu Barnes.....	20
Todd Nelson/Jeff Reese	21
Kelly Forbes/Sean Andrade	22
Derek Laxdal/Karl Taylor.....	23
Equipment Staff	24
Training Staff	25
Medical Staff	26

VENUES AND INITIATIVES

American Airlines Center	27
H-E-B Center at Cedar Park.....	28
Dr Pepper Arena	29
StarCenters.....	30
Dallas Stars Foundation.....	31
Youth Hockey Programs.....	32

2017-18 SEASON-IN-REVIEW

Notes	35
Final Scoring	39
Home/Road Final Scoring	40
Division/Conference Final Standings	41
Special Teams Rankings	42
2017-18 Game-by-Game Summary	43
2017-18 Period-by-Period Summary	45
Records Set in 2017-18	48
Highs and Lows	51
Statistical Breakdown	52
Hat Tricks, Penalty Shots, Shutouts	53
2017-18 Man Games Lost	54
2017-18 Transactions	55

2018-19 DALLAS STARS

Jamie Benn	57
Ben Bishop	61
Blake Comeau	65
Remi Elie	67
Radek Faksa	69
Martin Hanzal	71
Julius Honka	75
Mattias Janmark	77
Stephen Johns	79
Anton Khudobin	81
John Klingberg	83
Esa Lindell	87
Marc Methot	89
Valeri Nichushkin	93
Tyler Pittlick	95
Roman Polak	97
Alexander Radulov	99
Brett Ritchie	103
Tyler Seguin	105
Devin Shore	109
Gemel Smith	111
Jason Spezza	113

DEVELOPMENT AFFILIATES

Texas Stars	117
Idaho Steelheads	118

IN THE SYSTEM 119**DRAFT HISTORY** 138**RESERVE LIST** 143**OPPONENTS** 145

All-Time Records vs. Opponents	176
--------------------------------------	-----

SEASON-BY-SEASON RECAPS 177

HISTORY & ACCOLADES

Retired Numbers	229
Team Awards and Nominees	234
NHL Team Awards	237
NHL Individual Awards	239
Division Championships	243
Franchise Captains	244
Hockey Hall of Fame	245
All Star Game	247
Brand History	249

RECORD BOOK

Franchise Records	251
Dallas Records	257
Youngest/Oldest Players	267
Holiday Records	268
Team Record by Game (Best)	269
Team Record by Game (Worst)	270
Top-10 Rankings	271
Top-10 Rankings - Defensemen	273
Top-10 Rankings - Rookies	275
Top-10 Rankings - Goaltenders	277
Seasonal Attendance Figures	279
Top-50 Franchise Scoring Leaders	280
All-Time Coaching Records	281
Home/Road Seasonal Records	283
Special Teams Seasonal Records	284
Seasonal Streaks	285
Seasonal Leaders by Category	286
Goaltenders: Season-by-Season	287
Shutout Wins	291
Shutout Losses/Scoreless Ties	293
Hat Tricks	295
Overtime Goals	298
Shootout History	301
Penalty Shots	305
Penalty Shots Against	306
All-Time Roster	307
All-Time Sweater Numbers	316

PLAYOFF RECORD BOOK

All-Time Playoff vs. Opponents	319
Game Sevens	319
Longest Overtime Games	319
Top-10 Playoffs	320
Playoff Record Book	321
Playoff Game-by-Game	323
Playoff Overtime	329
Hat Tricks and Penalty Shots	330
Playoff Shutouts	331
All-Time Roster	332

MEDIA INFORMATION

Information	337
Television and Radio Broadcast	339
Website Staff	342
Communications Staff	343
American Airlines Center Seating Chart	344
American Airlines Center Parking Map	345
2018-19 Season Schedule	346

EXECUTIVES

Owner & Governor	R. Thomas Gaglardi
CEO & Alternate Governor	James R. Lites
President	Brad Alberts
Executive Vice President, Chief Sales & Marketing Officer.....	Matt Bowman
Executive Vice President, Business Operations & General Council	Alana Matthews
Executive Assistant to the CEO	Brittany McMullen

HOCKEY OPERATIONS

General Manager	Jim Nill
Senior Advisor to the General Manager	Les Jackson
Assistant General Manager/Texas Stars General Manager.....	Scott White
Assistant General Manager	Mark Janko
Head Coach	Jim Montgomery
Assistant Coaches	Stu Barnes, Rick Bowness, Todd Nelson
Goaltending Coach	Jeff Reese
Video Coach	Kelly Forbes
Assistant Video Coach	Sean Andrade
Organizational Coach	Vernon Fiddler
Skills Coach	Stan Togulukov
Player Development Coordinators.....	J.J. McQueen, Rich Peverley
Goaltending Development Coach.....	Jim Bedard
Director, Team Services	Jason Rademan
Executive Assistant, Hockey Operations.....	Lisa Smail
Director, Amateur Scouting	Joe McDonnell
Director, European Scouting	Kari Takko
Head Professional Scout	Paul McIntosh
Professional Scouts	Craig Bonner, Alex LePore, Danny O'Brien
Amateur Scouts	Dennis Holland, Jiri Hrdina, Jimmy Johnston, David Kolb, Stu MacGregor, Mark Leach, Sam Lites, Rickard Oquist, Buddy Powers, Borys Protsenko, Evgueni Tsybouk, Shane Turner
Head Athletic Trainer.....	Dave Zeis
Associate Athletic Trainer.....	Craig Lowry
Head Equipment Manager.....	Steve Sumner
Assistant Equipment Manager.....	Dennis Soetaert
Equipment Assistants	Ryan Martin, Justin Siegel
Strength and Conditioning Coach	Brad Jellis
Massage Therapist.....	Daniel Garcia

MEDICAL STAFF

Medical Director, Orthopedic Surgery	William J. Robertson, MD
Head Team Physician.....	Robert J. Dimeff, MD
Plastic Surgery	Jeffrey M. Kenkel, MD
Dentist	Wayne Scott, DDS
Emergency Medicine	Alexander Eastman, MD, Jeffery C. Metzger, MD
Neuropsychology.....	Munro Cullum, PhD
Assistant Team Physicians.....	Jesse Even, MD, Shane Miller, MD, Rathna Nuti, MD
Physical Therapy	Nick Andreas, DPT
Ophthalmology.....	R. Wayne Bowman, MD
Chiropractor	Mary Collings

ALUMNI ASSOCIATION

Director, Alumni Association	Bob Bassen
------------------------------------	------------

COMMUNICATIONS

Vice President, Communications.....	Tom Holy
Media Relations Manager.....	Ben Fromstein
Corporate Communications Manager	Joe Calvillo
Player Relations Manager	Christa Melia
Team Photographers	Glenn James, Tim Heitman, Brandon Colston

CORPORATE OPERATIONS

Director, Facilities	Jack Cooper
Technology Engineers.....	Alex Cheng, Jonathan Geremia, Corbin Lewis
Facility Engineers	Stephen Drown, Lee Savage
DBA/Data Administrator.....	Patrick Westbrook
Business Operations Assistant	Jamie Silva
Front Desk Receptionist.....	Jae Gary

CORPORATE PARTNERSHIPS

Vice President, Corporate Partnerships	Grady Raskin
Director, Corporate Partnerships	Andrew Durbin
Managers, Corporate Partnerships	Geoffrey Aultz, Kristin Harwood
Activation Manager	Ann Marie Waltrip
Activation Coordinators	Catherine Freeman, Kelcie Holloway, Alexa Schnoor
Partnership Coordinator	Sydney Loutit

DALLAS STARS FOUNDATION

President	Marty Turco
Coordinator, Foundation	Chelsea Livingston
Coordinator, Education	Allie Helm
Coordinator, 50/50 Raffle Sales	Cheryl Swain

LEGAL AND HUMAN RESOURCES

Legal Counsel	Cara Martin
Vice President, Human Resources.....	Lindsay Dowdy
Human Resources Manager	Megan Lippe
Organizational Design Manager.....	Jessica Nemerlut

FINANCE AND ADMINISTRATION

Chief Financial Officer	Therese Baird
Accounting Manager.....	Michael Beener
Controller.....	Matthew Lillestol
Accounts Payable Manager	Tina Forbes
Accounts Payable Clerk	Felicia Parker
Senior Accountant.....	Lindsay Pacatte
Staff Accountants	Morgan Clark, Ashlyn Evans, Maren Garcia, Ashlee Gaston
Payroll Administrator	Jenny Thompson

BRAND DEVELOPMENT & BROADCASTING

Vice President, Brand Development & Broadcasting	Dan Stuchal
Director, Event Operations	Steve Phillips
Director, Creative.....	Jeff Neal
Director, Production.....	Cody Eastwood
Editors, Digital Content.....	Kevin Harp, Hunter Harrington
Producer/Editor, Digital Content	Jonathan Maniet, Jeff Toates
Senior Graphic Designer	Tiffany Brown
Graphic Designer	Nika Tatarroji
Game Night Associate	Chandler Smith
Sr. Director, Game Presentation	Jason Danby
Director, Ice Girls	Robbyn Dougherty
Manager, Promotions	Kevin Hardey
Mascot Coordinator.....	Wade Shapp
Play-By-Play Announcer	Josh Bogorad
Color Commentator	Daryl Reaugh
Rinkside Reporter	Sarah Merrifield
Television Host.....	Brien Rea
Television Analysts.....	Brent Severyn
Radio Analysts	Bruce LeVine, Owen Newkirk
Television Producer.....	Mike Leary
Television Director	Mark Vittorio

Associate Director.....	Doug Foster
Broadcast Manager.....	John Sponsler
Production Coordinator.....	Shae Strausborger
Director, Merchandise.....	Kristopher Smith
Coordinator, Merchandise.....	Katie Hagood

MARKETING

Vice President, Marketing.....	Trent Morton
Director, Marketing.....	Colleen Hamilton
Manager, Digital & Social Media.....	Bryan Renahan
Manager, Website.....	Jeff Odom
Coordinator, Marketing.....	Hannah Helms
Senior Staff Writer, DallasStars.com.....	Mike Heika
Staff Writer, DallasStars.com.....	Mark Stepneski
Digital Assistant.....	Sara Giles

TICKET SALES & OPERATIONS

Vice President, Ticket Sales & Service.....	Daniel Venegas
Director, New Business and Premium Seating.....	Michael Montgomery
Manager, Group Sales & Inside Sales.....	Colby Carter
Manager, Premium Sales.....	Derek Branson
Account Executives, New Business Development.....	Joseph Harvey, Nate Hoag, Lance Kay, Jordan Martin
Inside Sales Representatives.....	Kaeley Brown, Luke Rockwell, Cody Strull, Kendall Washington
Account Executives, Group Sales.....	Lauren Ball, Ashley Castillo, Todd Streets
Coordinator, Group Sales.....	Cooper Hudspeth
Director, Client Relations & Retention.....	Kamryn Berard
Account Executives, Client Relations.....	Trent Barnes, Lauren Carranza, Chris Cesario, Joanie Garlich
Suite Coordinator.....	Chris Kelly, Mika Kelly, Chris Langan, Danielle LaSor
Manager, Business Intelligence.....	Robbyn Dougherty
Manager, CRM & Analytics.....	Julian Creel
Business Development.....	Mike McKie
Director, Ticket Operations.....	Chase Smith
Manager, Ticket Operations.....	Ricky Hernandez
Coordinator, Ticket Operations.....	Jeff Gogerty
Coordinators, Box Office.....	Daniel Davila
	Joseph Denny, Chase Paskert

STARCENTERS

Vice President.....	Damon Boettcher
Director, Operations.....	David Copland
Corporate Operations Team.....	Dan Sawyers
Amateur Hockey Partnership Development.....	Lucas Reid
Director of Hockey Development.....	Dwight Mullins
Manager, Programs.....	Shelley Myers
Marketing Coordinator.....	Kendall Cogen
Tournament Series Director.....	Brad Buckland
General Manager, Frisco.....	Keith Andresen
Senior General Manager, Euless & Plano.....	Dan Morris
General Manager, McKinney.....	Todd Cochran
General Manager, Richardson.....	Kenny Carroll
General Manager, Farmers Branch.....	Mark Stevens
General Manager, Mansfield.....	Bryan Lee
General Manager, Euless.....	Jerid Nemergut

DR PEPPER ARENA

General Manager, Dr Pepper Arena.....	Michael Landin
Director, Operations.....	Dave Copland
Manager, Box Office.....	Jeff Gogerty
Manager, Event Services.....	James Stocum
Coordinator, Marketing.....	Becca Berger



R. THOMAS GAGLARDI
OWNER AND GOVERNOR

R. Thomas (Tom) Gaglardi is the owner and governor of the Dallas Stars Hockey Club and the president of Northland Properties Corporation, the largest family-owned hospitality company in Canada with its head offices located in Vancouver, B.C. He was officially introduced as the sixth owner in franchise history on November 21, 2011.

Since acquiring the club, Gaglardi has revitalized hockey in the Dallas-Fort Worth Metroplex, overhauling the team's front office by hiring veteran administrator Jim Lites to serve as president and installing one of the most respected hockey minds in Jim Nill as general manager. He also spearheaded the overhaul of the team's logo and uniform, forging a new identity for the club to fit his vision. Under his watch, industry insiders have consistently identified the Stars as a team "on the rise" for both the business and hockey

operations side of the organization. During the 2014-15 season, Gaglardi purchased the Texas Stars of the American Hockey League (AHL) and acquired the operating rights to H-E-B Center at Cedar Park in Cedar Park, Texas. The move reinforced his commitment to sustaining and growing the sport of hockey in the state of Texas and creating a seamless organizational process to develop and train NHL-caliber players, coaches and front office staff.

A passionate and knowledgeable leader who is deeply involved in all aspects of the family's business, Gaglardi began his career in the hospitality industry at age 13 as a busboy and has worked in virtually every area of his business since that time. He spent considerable time in construction, hotel and restaurant operations, real estate development and finance. At age 23, he was promoted to president of the Sandman Hotel Group, and at 26 he became president of Northland Properties Corporation, the Gaglardi family's umbrella company.

Under his direction, Northland has grown to be the largest family-owned hospitality company in Canada including a large portfolio of hotels with the Sandman Hotel Group and the Sutton Place Hotels & Resorts, several restaurant chains including Denny's Restaurants of Canada, Moxie's Classic Grill, Chop Steakhouse & Bar and Shark Club Bar & Grill. In 2009, Gaglardi began expanding his brand of hospitality to the United Kingdom and will soon be operating in North Texas with the planned opening of the first Sandman Hotel and Moxie's Classic Grill in the United States. The family also owns and operates a large real estate portfolio and the world renowned Revelstoke Mountain Resort. In addition to his role with the Stars, Gaglardi is a co-owner of the Kamloops Blazers Hockey Club of the Western Hockey League and serves as its governor.

An active member of the community, Gaglardi founded the Sandman Harvest Foundation, which has raised over \$1 million for disadvantaged and medically challenged children living in the Okanagan Valley of British Columbia. He also serves as trustee for the PA and JM Gaglardi Senior Citizens Society, a non-profit society providing housing for seniors in Kamloops, B. C. and serves on the board of St. George's School in Vancouver. He founded the Josh Dyck Foundation to assist Josh with his recovery from an auto accident in October 2006, which left him paralyzed and confined to a wheelchair.

Gaglardi and his wife Brittney have three sons, Charlie, Bennett and Wilson, all of whom play competitive hockey. In addition to his own participation on his hockey team, Gaglardi enjoys playing golf and spending time with his family at their cottage on the shores of Kamloops Lake near Savona, B.C.



JAMES R. LITES
CEO

Dallas Stars owner Tom Gaglardi appointed Jim Lites President and CEO of the Stars on Nov. 18, 2011. Lites is very familiar with the position having held it twice previously under prior owners Norm Green and Tom Hicks.

Shifting his role to solely serve as the team's CEO in 2018, Lites boasts a reputation as one of the finest administrators in professional sports. He continues to work with Mr. Gaglardi on the day-to-day business activities of the Stars, while overseeing the hockey operations department and continuing to chair the Dallas Stars Ownership Advisory Group. Lites also maintains his role as the organization's Alternate Governor, a role he held from 1982-2007. Over the years Lites has served on the Board's marketing, broadcasting, expansion and game committees.

Over the course of Lites' two prior stints with the Stars (1993-02; 2003-07), the team won seven division championships, two Western Conference championships, two Presidents' Trophies, and the 1999 Stanley Cup. He played an active role in the conception, design, construction and on-going business operations of American Airlines Center and Dr Pepper StarCenter ice facilities. Most recently, Lites played a significant role in hiring General Manager Jim Nill, purchasing the Texas Stars of the American Hockey League (AHL) and the operating lease of the H-E-B Center at Cedar Park in Cedar Park, Texas.

From 1999-02, Lites also served as president of MLB's Texas Rangers, becoming one of only four executives at the time to simultaneously manage the affairs of two major league franchises. He served three years on MLB's Executive Council and was President when the Rangers captured the 1999 American League West championship.

Prior to joining the Stars in 1993, Lites served 11 years as chief operating officer of the Detroit Red Wings, who during his stint, won three Norris Division championships and two Norris Division Playoff championships after having missed the playoffs in 10 of the 11 seasons before his hiring. During his tenure, the Red Wings were named by Financial World magazine as the most valuable franchise in the NHL in 1990, 1991, 1992 and 1993. Lites was also instrumental in the defection of former Soviet stars Sergei Fedorov, Vyacheslav Kozlov and Vladimir Konstantinov, each of whom played important parts of the Red Wings' record-setting and Stanley Cup champion hockey clubs.

While with Detroit, Lites also served as chief operating officer of Olympia Arenas, Inc., one of the Midwest's largest facility management companies. He was also responsible for the redevelopment of Detroit's historic Fox Theatre, now the most successful entertainment venue of its type in the United States and the cornerstone of Detroit's growing northside sports, entertainment and gaming complexes.

From 2007 until being rehired by the Stars in 2011, Lites managed the New York Football Giants' Personal Seat License program at MetLife Stadium in East Rutherford, N.J. That program was one of the most successful of its type in history.

Born and raised in Pentwater, Mich., Lites received a bachelor of arts degree with highest honors from the University of Michigan in 1975 and graduated cum laude from Wayne State (MI) University Law School in 1978. He specialized in litigation and labor contract negotiations when he practiced law. Jim and his wife Kim reside in Frisco. They have four children, sons Chase, Sam, Chandler, and daughter, Brooke.



BRAD ALBERTS
PRESIDENT

Brad Alberts is in his second tenure with the Dallas Stars and currently serves as President after rejoining the team in February, 2011.

Named team President on March 2, 2018, Alberts oversees all aspects of the Stars business operations. Previously leading all sales and marketing, he is also in charge of all aspects of the organization's finance and administration, box office, human resources and information technology. Additionally, Alberts serves alongside Stars CEO Jim Lites on the American Airlines Center Board of Directors, assisting in the management of one of the busiest arenas in the United States. Alberts will also continue to act as president and alternate governor of the Texas Stars, Dallas' top development affiliate in the American Hockey League, roles which he has served in since July 1, 2017.

Alberts' career includes nearly two decades of professional sports experience selling tickets, suites, premium seating, and sponsorships. From 1996-2009, Alberts worked for the Dallas Stars and Texas Rangers in various sales management roles in tickets, suites and corporate sponsorships. From 2006-09, Alberts served as the Executive Vice President of the Hicks Sports Marketing Group, the in-house sponsorship sales group for the Stars, Texas Rangers, and Liverpool Football Club. In 2009, Alberts took over as the Vice President of Sponsorship and Sales at Legends/CSL, overseeing a number of events at numerous venues around the country, most notably the Circuit of The Americas, a Formula One racing track in Austin, Texas.

Since rejoining the team in 2011, Alberts has played an integral role in the resurgence of the Stars in the Dallas-Fort Worth Metroplex, helping lead the organization to tremendous growth in brand visibility, attendance and sponsorship sales. Alberts and his leadership team were instrumental in the sweeping rebrand of the team, retiring the numbers of Mike Modano and Jere Lehtinen and creating tremendous sponsorship value for the team and its partners.

Alberts received his bachelor's degree from Ripon College in 1992 where he was a four-year letterman and co-captain of the basketball team, earning an induction into the Ripon College Athletic Hall of Fame in 2002. He received a master's degree in sports administration from Northern Colorado in 1995. Alberts is an avid golfer, and fitness enthusiast. He resides with his wife and their daughter, Grace, in Southlake, Texas.

**JIM NILL***GENERAL MANAGER / ALTERNATE GOVERNOR*

In five seasons as general manager of the Dallas Stars, Jim Nill guided the team to the 2015-16 Central Division title for its first division title since the 2005-06 season. The Stars also earned the top playoff seed in the West in 2015-16 as the team's 50-23-9 record (109 points) led the Western Conference during the regular season. Nill, who was appointed to the position on April 29, 2013 by owner and governor, Tom Gaglardi, is the 11th general manager in franchise history and the sixth since the team moved to Dallas.

Since joining the Stars, Nill has dramatically re-shaped the team's culture and roster with a series of trades and acquisitions. In the summer of 2013, he began to make his mark on the club by acquiring young superstar center, Tyler Seguin, in a blockbuster, seven-player deal with the Boston Bruins. Seeing the need for continued depth at the center position, Nill once again made headlines in the 2014 offseason by bringing in center Jason Spezza via trade with Ottawa to give the Stars one of the most dynamic one-two combinations in the NHL. In 2015, he acquired three-time Stanley Cup champion Patrick Sharp in a trade with the Chicago Blackhawks, and after leading the team to regular-season Central Division and Western Conference championships in 2015-16, Nill was named a finalist for GM of the Year, marking his first career nomination. After a disappointing 2017-18 campaign, Nill spearheaded the search for a new head coach before hiring Jim Montgomery, an accomplished bench boss most recently with the University of Denver.

At the end of the 2014-15 season, Nill was named general manager of Canada's National Team for the 2015 IIHF World Championship in the Czech Republic and constructed a roster that captured the gold medal at the tournament. Under his leadership, Team Canada touted a perfect 10-0 record and featured Dallas Stars players Tyler Seguin, Cody Eakin and Jason Spezza, who was named the top forward of the tournament by the IIHF directorate. Previously, Nill has won gold medals when he served as general manager for Team Canada at the 2004 IIHF World Championship and as assistant general manager at the 2003 IIHF World Championship.

Prior to joining the Stars, Nill spent a total of 19 seasons as a member of the Detroit Red Wings management team, the last 15 of those as the team's assistant general manager. His responsibilities with Detroit included directing the amateur scouting department, overseeing all selections at the NHL Draft, as well as managing the development of the organization's prospects at both the professional and amateur levels. During Nill's tenure in Detroit, the Red Wings had more wins than any other franchise in the National Hockey League, won four Stanley Cups (1997, 1998, 2002 and 2008), six Presidents' Trophies (1995, 1996, 2002, 2004, 2006 and 2008), 12 Central Division titles (1995, 1996, 1999, 2001, 2002, 2003, 2004, 2006, 2007, 2008, 2009 and 2011), seven regular season Western Conference titles (1995, 1996, 2002, 2004, 2006, 2007 and 2008), and never missed the playoffs. He was an integral part of Detroit's drafting of Pavel Datsyuk, Henrik Zetterberg, Niklas Kronwall, Valtteri Filppula, Jimmy Howard and Johan Franzen, amongst others.

The Hanna, Alta., native joined the Red Wings' front office in the summer of 1994 following three seasons with the Ottawa Senators. Previously, Nill enjoyed a nine-season NHL career as a right wing with the Boston Bruins, Vancouver Canucks, St. Louis Blues, Winnipeg Jets and Red Wings. He collected 58 goals, 87 assists and 854 penalty minutes in 524 regular-season games. Nill later went to Adirondack as a player/coach, retiring as a player after the 1990-91 season. A member of the 1979-80 Canadian National and Olympic teams, he was a fifth-round pick of the St. Louis Blues (89th overall) in the 1978 NHL Draft.

Jim and his wife, Rebecca, reside in Frisco, Texas and have three children: Jenna, Trevor and Kristin, and two grandchildren: Cael and Hazel.

**LES JACKSON***SENIOR ADVISOR TO THE GENERAL MANAGER*

Les Jackson is in his 31st season with the Stars, dating back to the club's days in Minnesota. Entering his second season as senior advisor to the general manager, Jackson will be responsible for observing and evaluating talent from the amateur and professional ranks all around the world and will serve as counsel regarding the draft, free agency and trades.

Jackson, 64, is widely respected as one of the best talent evaluators in hockey, having helped build the Stars into the consistently competitive hockey club that it has become over the last two decades. Learning from the tutelage of respected general managers such as Bob Clarke, Bob Gainey and Lou Nanne, Jackson also assisted in the evaluation of players as it related to movement within the organization, including the entry draft, trades

and free agent signings. During Jackson's tenure, the Stars have selected future NHL stars such as Mike Modano, Derian Hatcher, Jere Lehtinen, Jarome Iginla, Marty Turco, Brenden Morrow, Jamie Benn, John Klingberg, Valeri Nichushkin and Loui Eriksson among others.

Jackson, a native of Manning, Alta., was drafted by the Boston Bruins in 1972 and played two seasons in the minors prior to his career as a hockey executive. His minor professional coaching career included stints in Billings and Great Falls, Mont., Tucson, Ariz. and New Westminster and Revelstoke, B.C. He also spent five years as assistant coach and general manager of the Western Hockey League's Brandon Wheat Kings.

**SCOTT WHITE***ASSISTANT GENERAL MANAGER/TEXAS STARS GM*

Scott White is in his third season as assistant general manager, having spent the previous three seasons as the team's director of hockey operations. He also serves as the General Manager for the Texas Stars, Dallas' development affiliate in the American Hockey League (AHL). He was the architect behind the 2015 Calder Cup-winning Texas Stars, a team that set a franchise record with 48 wins, claiming the Macgregor Kilpatrick Trophy as the AHL's regular-season points champion, as well as the John D. Chick Trophy as the West Division champions. He also manufactured the team's second John D. Chick Trophy win in 2018 as Texas fell to the Toronto Marlies, four-games-to-three, in the Calder Cup Final. The only General Manager in the history of the Texas Stars Hockey Club, White was selected by Hockey Canada to serve as a member of the management group for

Canada's National Men's Team at the 2014 Deutschland Cup and 2014 Spengler Cup.

A member of the Dallas Stars organization since 2005, White, 49, previously served as a professional scout and director of minor league operations. He headed up the hockey department for the Iowa Stars, Dallas' then-primary affiliate, for three seasons. Prior to joining the Stars organization, he served as head coach of the Columbia Inferno of the ECHL for four seasons, qualifying for a playoff berth each year. He also guided Columbia to a Kelly Cup Final appearance in 2003 and finished with a 165-87-36 record (.635) in over four seasons with the Inferno. In Columbia, he was responsible for all the club's hockey operation activities, including recruiting, scouting, trades and roster moves. White worked as an assistant coach with the Greensboro Monarchs (ECHL) for a season and a half, and was an assistant coach at his alma mater, Michigan Tech University, from 1994-99.

White played five years of professional hockey from 1989-94, including three seasons with Greensboro, where he won the 1990 ECHL Championship and earned ECHL Defenseman of the Year and First-Team All-ECHL honors for the 1991-92 season. He signed with the Ottawa Senators in 1992 and played the entire season with the club's developmental affiliate in New Haven, capturing team MVP honors after posting 54 points (10-44=54) in 80 games. The Quebec native finished his professional career with 235 points (55-180=235) in 190 regular-season games and 40 points (8-32=40) in 41 postseason games.

White and his wife, Kathy, have four children: Emily, Katie, William, Madelyn and two grandsons, Corbin and Cooper.

**MARK JANKO***ASSISTANT GENERAL MANAGER*

Mark Janko is in his 19th season with the Dallas Stars organization, and his third as assistant general manager. Janko has spent the past eight seasons in Hockey Operations after previously working in the Stars public relations department for eight years. Janko is currently responsible for player and staff contract negotiations, preseason and regular-season scheduling, Collective Bargaining Agreement compliance, cap and budget management, salary arbitration, strategic planning and works closely with Dallas' scouting staff, with an emphasis on the professional level. He also serves as the team's liaison for all player transactions with NHL's Central Registry.

Janko, 41, joined the Stars in 1999 after serving in the media relations department for the Mighty Ducks of Anaheim during the 1998-99 season. A 1998 graduate of the University of California at Santa Barbara with a degree in communications, Janko is a native of Mission Viejo, Calif. He and his wife, Jessica, their daughters, Reese and Hayden, and son, Carson, reside in Highland Village, Texas.





J.J. MCQUEEN

PLAYER DEVELOPMENT COORDINATOR

J.J. McQueen is in his 24th season with the Dallas Stars organization. His current job duties as player development coordinator include monitoring all Dallas Stars prospects, both at the amateur and professional levels, as well as coordinating Dallas' annual Development Camp in July. Prior to moving into his current role, McQueen spent 18 seasons as the club's Strength and Conditioning Coach.

He previously spent 10 years with the three-time Memorial Cup champion Kamloops Blazers of the Western Hockey League as a strength and conditioning coach and scout. McQueen graduated from the Canadian Forces School of Physical Education and Recreation in 1974 and spent 21 years with the Canadian Army as a Phys-Ed instructor. McQueen also served as head coach for both the soccer and wrestling teams at Canada's Royal Roads Military College.

McQueen resides in Coppell, Texas with his wife, Claudia, and their daughter, Erin.



RICH PEVERLEY

PLAYER DEVELOPMENT COORDINATOR

Rich Peverley is in his fourth season as player development coordinator for the Dallas Stars. In his role with the team, Peverley will monitor the development of drafted Dallas Stars prospects, with an emphasis on the amateur level, and will assist J.J. McQueen in the coordination of Dallas' summer Development Camp.

Peverley played nine seasons in the National Hockey League, spending time with Nashville, Atlanta, Boston and Dallas. He finished his career having tallied 241 points (84-157=241), including 20 game-winning goals, in 442 regular-season contests. A member of the 2011 Stanley Cup champion Boston Bruins, Peverley accumulated 21 points (9-12=21) in 59 postseason contests with two trips to the Stanley Cup Final, both with Boston. Prior to breaking into the League, Peverley went undrafted after splaying four seasons of college hockey with St. Lawrence (ECAC). Peverley skated in 138 games for the Saints, registering 117 points (44-73=117).

A native of Kingston, Ont., Peverley currently resides in his native Ontario with his wife Nathalie, and their three children Isabelle, Frederik and Elena. In addition to his work in hockey, Peverley is also extremely active with the American Heart Association, and created PEVS Protects, aimed at raising funds AED purchases and training in the community, as well as CPR training.



JIM BEDARD

DIRECTOR OF GOALTENDING DEVELOPMENT

Jim Bedard enters his second season as the club's director of goaltending development. In his position, Bedard works with goaltenders at every level within the team's system, splitting time between Dallas and the team's development affiliates in the American Hockey League and East Coast Hockey League, the Texas Stars and Idaho Steelheads. He also scouts goaltenders currently playing in the minors, as well as the junior and college ranks.

Prior to joining the Stars, Bedard spent 18 years with the Detroit Red Wings organization and was part of three Stanley Cup championships (1998, 2002 and 2008). He also spent the 2016-17 campaign as the goaltending coach for the Windsor Spitfires of the Ontario Hockey League (OHL), helping the club capture the 2017 MasterCard Memorial Cup.

Bedard was drafted by the Washington Capitals in the 1976 NHL Draft, and logged a 17-40-13 record in 73 career NHL games with the team. Following his playing career, Bedard worked as a goaltending coach for the Niagara Falls Thunder of the Ontario Hockey League before being named an assistant coach with the Erie Otters (OHL). In addition, he served as a goaltending consultant for various elite league teams in Europe.

Bedard spends the off-season in Windsor, Ont., with his wife, Arja. The couple has one daughter, Seija.

**JASON RADEMAN***DIRECTOR OF TEAM SERVICES*

Jason Rademan is in his 10th season as director of team services for the Dallas Stars and his 13th overall for the club. He has previously served in several capacities for the Stars media relations staff, including most recently as the head of the department during the 2012-13 season.

Rademan worked with the Chinese national basketball team during their pre-Olympics training camp in North Texas in 2004. He came to the Stars after spending a year in the University of Oklahoma's athletic media relations department from 2001-02, and worked in the Orlando Magic's PR staff during the 2000-01 NBA season.

Rademan, 37, graduated from Pennsylvania State University in 2000 with a bachelor's degree in kinesiology. While at Penn State, Rademan was a student athletic trainer for the Nittany Lions football team and a sports writer for The Daily Collegian.

**LISA SMAIL***EXECUTIVE ASSISTANT, HOCKEY OPERATIONS*

Lisa Smail is in her second season with the Stars as the team's executive assistant of hockey operations. Lisa has had a multi-faceted career in the airline industry, completed training and certification in the health and nutrition field, including product formulation, held positions in Research & Development, attended the Masters program in Counseling in Otterburne, Manitoba, Canada, and served as Director of Marketing and Communications in the private sector.



JOE MCDONNELL
DIRECTOR, AMATEUR SCOUTING

Joe McDonnell enters his sixth season as Director of amateur scouting for the Stars. In his role, McDonnell oversees all facets of the team's amateur scouting operations, including running the Stars efforts at the NHL Draft, while working closely with General Manager Jim Nill and his staff. McDonnell has drafted Valeri Nichushkin, Julius Honka, Jason Dickinson, Denis Gurianov, Riley Tufte, Miro Heiskanen and Jake Oettinger with his first round selections.

McDonnell was a member of the Detroit Red Wings organization for 18 years, winning four Stanley Cups (1997, 1998, 2002, 2008). He was appointed the club's Director of amateur scouting in 2003 and served in that role until he joined the Stars. He was hired as an amateur scout by Detroit in 1995 and was an integral part in drafting Pavel Datsyuk, Henrik Zetterberg, Niklas Kronwall, Valtteri Filppula, Jimmy Howard and Johan Franzen, amongst others.

The Kitchener, Ont. native played professional hockey for seven seasons, including three in the NHL with the Vancouver Canucks and Pittsburgh Penguins. In 50 career NHL contests, he recorded 12 points (2-10=12) and 34 penalty minutes. Additionally, McDonnell served as head coach of the Kitchener Rangers (OHL) from 1986-95, qualifying for the postseason in each of his nine seasons.



KARI TAKKO
DIRECTOR, EUROPEAN SCOUTING

Kari Takko is in his 19th season with the Dallas Stars as the Director of European scouting. In his role with the club, Takko is responsible for both professional and amateur scouting in Europe, working closely with Director of amateur scouting, Joe McDonnell, and European scouts Rickard Oquist, Jiri Hrdina and Evgueni Tsyboub.

The native of Uusikaupunki, Finland has been responsible for helping draft NHL players such as John Klingberg, Valeri Nichushkin, Miro Heiskanen, Patrik Nemeth, Loui Eriksson and Nicklas Grossmann.

Originally selected with the 97th overall pick in the 1984 NHL Draft by the Minnesota North Stars, Takko appeared in 131 games over six seasons with the Stars organization. Takko represented Finland numerous times on the international stage, including the 1984

Winter Olympic Games in Sarajevo. He helped lead Finland to a silver medal at the 1981 IIHF World Junior Championship in West Germany and a bronze medal at the 1982 IIHF World Junior Championship in North America.



PAUL MCINTOSH
HEAD PROFESSIONAL SCOUT

Paul McIntosh enters his 18th season with the Dallas Stars organization and his sixth as the club's Head professional scout. McIntosh served as a professional scout in the ten seasons prior. In his expanded role, McIntosh coordinates the club's professional scouting initiatives, including covering the NHL, AHL, and European and college tournaments.

Prior to joining the Stars, McIntosh served as General Manager of the London Knights (OHL) from 1995-2000. He was named CHL Executive of the Year following the 1997-98 season, as the Knights improved from a 13-51-2 record in 1996-97 to 40-21-5 in 1997-98, capturing their first division title in eight years. The following season of 1998-99 saw London advance to the OHL Championship, with the team falling to the Belleville Bulls in seven games.

The Listowel, Ont. native played professional hockey for six seasons including two stints with the Buffalo Sabres in the 1974-75 and 1975-76 seasons. In 48 career NHL contests, he recorded two assists (0-2=2) and 66 penalty minutes. After retiring, McIntosh coached the London Knights from 1980-83 and then again in an interim role during the 1996-97 season.

AMATEUR SCOUTS



DENNIS HOLLAND



JIRI HRDINA



JIMMY JOHNSTON



DAVID KOLB



MARK LEACH



SAM LITES



STU MacGREGOR



RICKARD OQUIST



BUDDY POWERS



BORYS PROTSENKO



EVGUENI TSYBOUK



SHANE TURNER

PROFESSIONAL SCOUTS



CRAIG BONNER



ALEX LEPORE



DANNY O'BRIEN



JIM MONTGOMERY
HEAD COACH

Jim Montgomery was named as the 23rd head coach in Stars franchise history and the eighth in Dallas Stars history on May 4, 2018.

Montgomery, 49, joins the Stars after spending the previous five seasons as the head coach of the University of Denver men's hockey team. He amassed a 125-57-26 record and was the second-winningest coach in college hockey during that span. Montgomery led Denver to back-to-back trips to the Frozen Four (2016, 2017) and helped the Pioneers capture the 2017 National Championship. Additionally, he guided Denver to five consecutive NCAA Tournament appearances as the team reached the NCAA Tournament every season he was at the helm. Montgomery posted a 70-35-15-9 mark within the National Collegiate Hockey Conference (NCHC) over those five seasons to make the

Pioneers the winningest program in the five-year history of the conference. During his tenure at Denver, the team also earned two NCHC Tournament Championships in 2014 and 2018, as well as being crowned NCHC Regular Season Champions during the 2013-14 regular-season. The 2017 Spencer Penrose Award winner as national coach of the year, Montgomery was also named a finalist for the Herb Brooks Award as NCHC Coach of the Year in 2016 and 2017.

Prior to his time at the University of Denver, the native of Montreal, Que. spent three seasons as head coach and General Manager of the Dubuque Fighting Saints of the United States Hockey League (USHL) from 2010-13. In his three seasons, Montgomery accrued a 118-45-21 record, while leading Dubuque to two Clark Cup championships in 2011 and 2013 as well as an Anderson Cup as the USHL's regular season champions for the 2012-13 season. Montgomery was twice named USHL General Manager of the Year with Dubuque in 2010-11 and 2012-13.

He also spent four seasons as an assistant coach at Rensselaer Polytechnic Institute of the NCAA's ECAC from 2006-10. Montgomery began his coaching career at Notre Dame of the then-Central Collegiate Hockey Association, serving as an assistant coach for the 2005-06 campaign.

A former center, Montgomery played in 122 career NHL games with St. Louis, Montreal, Philadelphia, San Jose and Dallas, recording 34 points (9-25=34) and 80 penalty minutes. He also registered 493 points (165-328=493) and 538 penalty minutes in 451 career American Hockey League contests with Hershey, Philadelphia, Kentucky and Utah. Before starting his professional career, Montgomery played four seasons at the University of Maine of Hockey East from 1989-93. During his time at Maine, he helped the Black Bears win two Hockey East Tournament championships (1992, 1993) and the 1993 National Championship, marking the first national championship in school history. During his senior season at Maine in 1993, he served as the team's captain and was selected as a Hobey Baker Memorial Award finalist, along with being named the NCAA Tournament Championship MVP. He finished his collegiate career ranked first in program history with 198 assists and 301 points (103-198=301), both of which still stand today. Montgomery was inducted into the University of Maine Athletics Hall of Fame in 1998 and once again in 2017 as a member of the 1993 National Championship Team. His number #19 that he wore as a player at Maine is one of three numbers to be retired by the men's hockey program.

Montgomery and his wife, Emily, have four children: JP, Colin, Ava and Olivia.

AS A HEAD COACH

REGULAR SEASON								POSTSEASON				NOTES
YEAR	TEAM	LEAGUE	GMS	W	L	T	OTL	GMS	W	L		
2010-11	Dubuque	USHL	60	37	14	-	9	11	9	2	WON CLARK CUP	
2011-12	Dubuque	USHL	60	36	20	-	4	5	2	3	Reached USHL Quarterfinals	
2012-13	Dubuque	USHL	64	45	11	-	8	11	9	2	WON CLARK CUP	
2013-14	Univ. of Denver	NCAA/NCHC	42	20	16	6	-	-	-	-	Reached NCAA Northeast Regional Semifinals	
2014-15	Univ. of Denver	NCAA/NCHC	40	24	14	2	-	-	-	-	Reached NCAA East Regional Final	
2015-16	Univ. of Denver	NCAA/NCHC	41	25	10	6	-	-	-	-	Reached NCAA Frozen Four	
2016-17	Univ. of Denver	NCAA/NCHC	44	33	7	4	-	-	-	-	WON NCAA CHAMPIONSHIP	
2017-18	Univ. of Denver	NCAA/NCHC	41	23	10	8	-	-	-	-	Reached NCAA Midwest Regional Final	



RICK BOWNESS
ASSISTANT COACH

Rick Bowness joins the Stars as an assistant coach for the 2018-19 campaign, bringing over 30 years of coaching experience with him to the Dallas bench.

Bowness, 63, spent the previous five seasons with the Tampa Bay Lightning where he served as the team's associate coach. During his time in Tampa Bay, the team posted a 238-135-37 record while making four appearances in the Stanley Cup Playoffs, including three trips to the Eastern Conference Final and one trip to the Stanley Cup Final in 2015.

Over his coaching career, Bowness has served in a number of different coaching capacities at the NHL level for the Winnipeg Jets, Boston Bruins, Ottawa Senators, New York Islanders, Phoenix Coyotes, Vancouver Canucks and Tampa Bay Lightning. He also served as an NHL head coach for parts of nine seasons with Winnipeg (1988-89), Boston (1991-92), Ottawa (1992-96), the New York Islanders (1996-98) and Phoenix (2003-04). Bowness owns a 123-289-48-3 record over his head coaching career.

Originally selected by the Atlanta Flames in the second round (26th overall) of the 1975 NHL Draft, Bowness also played in parts of six NHL seasons for Atlanta, Detroit, St. Louis and Winnipeg. He logged 55 points (18-37-55) and 191 penalty minutes in 173 regular-season games in his NHL career. The Moncton, New Brunswick native began his coaching career as a player/coach for the Sherbrooke Jets of the American Hockey League (AHL) for the 1982-83 season. He also served as head coach and general manager of the Moncton Hawks (AHL) from 1987-89 before taking over as head coach in Winnipeg midway through the 1988-89 campaign. Bowness also acted as head coach of the Maine Mariners (AHL) for two seasons from 1989-91.

Rick and his wife, Judy, have two sons and a daughter.



STU BARNES
ASSISTANT COACH

Stu Barnes rejoined the Stars as assistant coach for the 2017-18 season, serving in the same role he previously held with the club for three seasons from 2008-11. The 2018-19 season marks his second season in his second stint behind the Stars bench.

Barnes, 47, spent 16 seasons as a player in the NHL, amassing 597 points (261-336-597) in 1,136 career regular-season games with Winnipeg, Florida, Pittsburgh, Buffalo and Dallas. He also skated in 116 career games in the Stanley Cup Playoffs, registering 62 points (30-32-62) in 12 trips to the postseason. Barnes also appeared in two Stanley Cup Finals with Florida in 1996 and Buffalo in 1999.

The Spruce Grove, Alta. native finished his playing career with the Stars, having recorded 120 points (53-67-120) in 329 regular-season games over parts of five seasons.

Barnes was acquired by Dallas via trade with Buffalo on March 10, 2003 in exchange for forward Michael Ryan and the second-round selection in the 2003 NHL Draft (Branislav Fabry). He was originally selected by Winnipeg in the first round (4th overall) of the 1989 NHL Draft. Prior to his time in the NHL, Barnes enjoyed a stellar career with the Tri-City Americans of the Western Hockey League. He currently co-owns the team with his former junior teammate, goaltender Olaf Kolzig.

Barnes and his wife, Julie, have two children: daughter, Riley, and son, Jack.



TODD NELSON
ASSISTANT COACH

Todd Nelson joins the Stars organization as an assistant coach for the 2018-19 season.

Nelson, 49, spent the previous three seasons with the Grand Rapids Griffins of the American Hockey League (AHL), where he served as the team's head coach from 2015-18. During his time in Grand Rapids, Nelson amassed a 133-78-17 record in regular-season play, while leading the Griffins to three consecutive trips to the Calder Cup Playoffs and the 2017 Calder Cup championship.

This marks the Prince Albert, Sask. native's third stint behind an NHL bench. Nelson assumed the role of head coach of the Edmonton Oilers midway through the 2014-15 campaign, posting a 17-22-7 record in 46 games. He also spent two seasons as an assistant coach with the Chicago Thrashers from 2008-10, during which time the Thrashers earned a 70-75-19 record. In addition

to his time in the NHL, Nelson served as head coach of the AHL's Oklahoma City Barons from 2010-15. Under his tutelage, the Barons logged a 176-111-46 record and reached the playoffs in each of his five seasons with the club. He also served as an assistant coach with the Chicago Wolves from 2006-08, winning the 2008 Calder Cup. Nelson began his coaching career as a player-assistant coach with the United Hockey League's (UHL) Muskegon Fury during the 2001-02 season before returning as the team's head coach from 2003-06, helping the Fury to back-to-back UHL championships in 2004 and 2005.

Originally selected by the Pittsburgh Penguins in the fourth round (79th overall) of the 1989 NHL Draft, Nelson recorded one goal (1-0-1) in three career NHL regular-season games with Pittsburgh and Washington, while also skating in four Stanley Cup Playoff contests with Washington.



JEFF REESE
GOALTENDING COACH

Jeff Reese enters his third season as the Stars goaltending coach in 2018-19.

He joined the Stars in June, 2015 after spending the previous six seasons in the same role with the Philadelphia Flyers. Prior to the Flyers, he spent 10 seasons with the Tampa Bay Lightning coaching staff, where he was responsible for working with all goaltenders in the Lightning organization, as well as assisting in the assessment of amateur goaltenders for the NHL Entry Draft. His time with the Lightning included their 2004 Stanley Cup championship.

Over parts of 11 seasons in the NHL with the Toronto Maple Leafs (1987-92, 1998-99), Calgary Flames (1991-94), Hartford Whalers (1993-96), Tampa Bay (1995-96) and New Jersey Devils (1996-97), Reese posted a 53-65-17 record with a 3.66 goals against average

and five shutouts in 174 career regular-season contests. In 11 appearances in the Stanley Cup Playoffs, Reese posted a 3-5 mark with a 4.08 GAA.

Reese holds NHL records for most assists and most points by a goaltender in a single game, set when he had three assists for the Calgary Flames in a game against the San Jose Sharks on Feb. 10, 1993. He was selected by Toronto in the fourth round (67th overall) of the 1984 NHL Entry Draft.



KELLY FORBES
VIDEO COACH

Kelly Forbes enters up his ninth season as video coach for the Dallas Stars in 2018-19. Kelly works closely with the coaching staff and players, breaking down film both in-game and post-game. He also organizes video scouting reports of opposing teams for game preparation.

Forbes interned with the Dallas Stars broadcast department during the 2006-07 season and worked as a freelance television professional for teams from the NHL, NBA, MLB and NFL for three years. The Nanaimo, B.C. native graduated from the University of Oklahoma in 2006 with a degree in broadcasting and electronic media. Forbes played hockey at OU from 2003-06 and also skated for the Oklahoma City Blazers of the CHL in 2006.

Forbes resides in Dallas with his wife, Julie, and has three children: sons Isaac and Ryder, and daughter Anna.



SEAN ANDRAKE
ASSISTANT VIDEO COACH

Sean Andrade begins his first season with the Dallas Stars as the team's assistant video coach. In his role, Andrade will assist video coach Kelly Forbes in breaking down film both in-game and post-game. He will also aid in the video scouting reports of opposing teams for game preparation.

Andrade comes to Dallas after spending the previous two seasons serving as the video coach of the Texas Stars, Dallas' primary development affiliate in the American Hockey League (AHL). Prior to joining Texas in 2016, the native of Glen Rock, N.J. also handled the video duties for the Wilkes-Barre/Scranton Penguins, Albany Devils, Worcester Sharks and Portland Pirates between 2011 and 2014. Additionally, Andrade has previously worked at the NHL level with the New Jersey Devils, Arizona Coyotes and New York Rangers.

Andrade graduated from the University of New Hampshire with a degree in Kinesiology in 2011, where he also served as a student manager for the men's hockey team. He currently resides in Plano.

SKILLS COACHES



VERNON FIDDLER



STAN TUGULUKOV



DEREK LAXDAL
TEXAS STARS HEAD COACH

Derek Laxdal was named the fourth head coach in Texas Stars franchise history on July 3, 2014 to begin his American Hockey League head coaching career. In his first season behind the bench for Texas, Laxdal guided the club to its fifth playoff appearance in its six-year history with a 40-22-13-1 record. It was also Laxdal's 12th trip to the postseason, and his 10th 40-win regular season, in his 13-year head coaching career. In 2017-18, he led Texas to the Calder Cup Final where the team fell to the Toronto Marlies in seven games.

Laxdal joined the Texas Stars after concluding a four-year stretch (2010-14) as head coach of the Western Hockey League's Edmonton Oil Kings, highlighted by winning the 2014 Memorial Cup as Canadian Hockey League champions. During his final campaign in Edmonton, Laxdal guided his team to a 50-19-3 record and the Ed Chynoweth Cup as

playoff champions of the WHL – the second of his career after claiming the honor in 2012. In his four seasons coaching the Oil Kings, Laxdal led the club to three 50-win seasons and finished with an overall record of 182-82-23.

In joining the Texas Stars, Laxdal returns for a second stint with the Dallas Stars organization. He spent five seasons (2005-10) as the head coach of Dallas' ECHL affiliate, the Idaho Steelheads, and won the 2007 Kelly Cup. Laxdal guided the Steelheads to a 219-108-35 record during his tenure as head coach, winning 40-or-more games and qualifying for the postseason in each of his five years behind the bench. The Steelheads made a return trip to the Kelly Cup Final in 2010, falling to the Cincinnati Cyclones in five games.

His coaching career began in 2002 as a mid-season replacement for the Central Hockey League's (CHL) Wichita Thunder. In the following two seasons, Laxdal guided the Thunder to a semifinal appearance each year and a combined regular-season record of 75-41-8 before shifting his career to Idaho.

Laxdal was originally selected by the Toronto Maple Leafs in the eighth round (151st overall) of the 1984 NHL Draft. He spent parts of six NHL seasons with the Leafs and the New York Islanders, tallying 19 points (12-7=19) in 67 career regular-season games. His professional playing career spanned 15 seasons, and Laxdal appeared in 356 contests at the AHL level – compiling 230 points (108-122=230). He won the 1990 Calder Cup as a member of the Springfield Indians (AHL), and also claimed the 1997 B&H Cup with the Nottingham Panthers of the British Ice Hockey Superleague (BISL).



BOB JONES
TEXAS STARS ASSISTANT COACH

Bob Jones was appointed to the role of assistant coach of the Texas Stars for the 2018-19 season.

Jones, 48, spent the previous three seasons as head coach of the Oshawa Generals of the Ontario Hockey League (OHL). Over that span, he amassed a 103-85-16 record and qualified for the OHL Playoffs in all three campaigns, logging a 7-14 postseason record. Prior to his time in Oshawa, Jones spent eight seasons behind the bench for the Windsor Spitfires, serving as an associate coach for seven seasons (2007-10, 2011-15) and as head coach for the 2010-11 campaign. During his time with Windsor, the team qualified for the postseason in every season, while also posting back-to-back OHL championships in 2009 and 2010. In his lone campaign as head coach in 2010-11, Jones compiled a 39-23-6 regular-season

record and helped the Spitfires reach the third round of the 2011 OHL Playoffs.

Jones has also coached in numerous capacities across the OHL, including as an assistant coach for the Sudbury Wolves (2004-07), an associate coach for Toronto St. Michael's Majors (2000-01, 2002-04), and an assistant coach for the Brampton Battalion (1999-00) and the Sault Ste. Marie Greyhounds (1995-99).

The native of Sault Ste. Marie, Ont. was originally selected by the Detroit Red Wings in the ninth round (179th overall) of the 1989 NHL Draft and played six seasons of professional hockey with the Adirondack Red Wings (AHL), San Diego Gulls (IHL), Fort Wayne Komets (IHL), Muskegon Fury (CoHL) and the Saginaw Wheels (CoHL).



STEVE SUMNER
HEAD EQUIPMENT MANAGER

Steve Sumner is in his 14th season as head equipment manager and his 17th season with the Stars, serving his first four years with the team as assistant equipment manager. Prior to coming to Dallas, Sumner spent six years as the equipment manager with the Houston Aeros of the International Hockey League, where he was a part of the club's 1999 Turner Cup championship. Sumner has also served on the equipment staffs for the St. Louis Blues and the Dallas Freeze of the CHL. He is a member of the Athletic Equipment Managers Association. Sumner and his wife, April, and their daughters, Sierra and Taylor, reside in Lewisville, Texas.



DENNIS SOETAERT
ASSISTANT EQUIPMENT MANAGER

Dennis Soetaert is in his 13th season with the Dallas Stars and his ninth as assistant equipment manager. He spent the first four seasons (2006-10) with the club as equipment assistant. Before joining the Stars, Soetaert, spent two seasons as head equipment manager of the Columbia Inferno in the ECHL and one with the Florence Pride, also in the ECHL. As assistant equipment manager with the AHL Houston Aeros, Soetaert was a part of the club's 2003 Calder Cup championship squad. Soetaert is a native of White Plains, N.Y. and currently resides in Frisco, Texas.



RYAN MARTIN
EQUIPMENT ASSISTANT

Ryan Martin enters his third season as equipment assistant for the Stars. Martin spent the previous six seasons as head equipment managers for the ECHL's Greenville Swamp Rabbits. He was named the ECHL Equipment Manager of the Year for the 2011-12 season. Before joining Greenville in 2010-11, Martin served as the assistant equipment manager for the Houston Aeros of the American Hockey League for three seasons. Prior to Houston, he spent the 2006-07 season with the ECHL's Dayton Bombers, volunteering as the assistant equipment manager. Martin is a native of Cincinnati, Ohio and currently resides in Frisco.



JUSTIN SIEGEL
EQUIPMENT ASSISTANT

Justin Siegel enters his first season as equipment assistant for the Stars and his fifth season with the team, having spent the previous four seasons assisting the club's equipment staff on a part time basis. He has also worked for the past two seasons on the equipment staff of the Frisco Roughriders, the Double-A affiliate of the Texas Rangers. Prior to his time in Texas, Siegel aided the Wilkes Barre/Scranton Penguins, the AHL affiliate of the Pittsburgh Penguins, on a voluntary basis. Originally from Wilkes Barre/Scranton, Penn., Siegel was a four-sport varsity athlete in high school. He currently resides in The Colony.



DAVE ZEIS
HEAD ATHLETIC TRAINER

Dave Zeis returns as head athletic trainer in his 12th season with the Dallas Stars. Prior to that, he spent seven seasons as a head athletic trainer in the ECHL. Dave has been certified by the National Athletic Trainers Association since 1995.

Zeis earned a bachelor of science degree from SUNY Brockport in New York where he also played collegiate hockey. He also worked at University Sports Medicine at the University of Buffalo from 1993-95 as a clinical therapist and research coordinator.

Zeis and his wife, Michelle, live in Prosper, Texas with their son, Brendon.



CRAIG LOWRY
ASSOCIATE ATHLETIC TRAINER

Craig Lowry is in his 16th season with the Stars and his ninth as associate athletic trainer. Lowry served as head athletic trainer for four seasons with Dallas' then-American Hockey League affiliates in Utah (2003-04) and Iowa (2005-08). He was also part of the Stars' Stanley Cup championship team in 1999.

Lowry earned a bachelor's degree from Abilene Christian University and a master's degree from Central State University in Edmond, Okla. Lowry worked as the assistant athletic trainer for the Amsterdam Admirals in the World League of American Football and as the head athletic trainer for the Rhein Fire, also in the WLAF. Lowry resides in his native Dallas with his wife, Toni. They have three children: Matthew, Spencer and Morgan.



BRAD JELLIS
STRENGTH & CONDITIONING COACH

Brad Jellis is in his eighth season as the team's strength and conditioning coach after spending the 2010-11 season as the club's assistant strength coach and rehabilitation therapist. During the 2009-10 season, Jellis was the head athletic trainer for the Texas Stars in their inaugural season in the AHL. He spent the previous two years working with Dallas' ECHL Affiliate, the Idaho Steelheads, as the head of the training department. From 2005-07, Jellis also worked as the head athletic trainer for the ECHL's Fresno Falcons.


The Creston, B.C. native obtained his master's degree in sports science in 2004. Prior to attending Bemidji State, Jellis graduated from the University of North Dakota in 2002 with a degree in athletic training. Jellis resides in Frisco, Texas with his wife, Robin, and son, Hudson.



DANIEL GARCIA
MASSAGE THERAPIST

Daniel Garcia is in his third season as the club's massage therapist. He joined the Stars after having spent the last 21 years providing care in the DFW area, including working for the past 12 years with the Southern Methodist University's Sports Medicine department. During that span, Garcia has also spent the last three years working with EXOS, a sports agency specializing in athletic development and recovery. Additionally, he has treated a number of professional athletes nationwide, such as PGA tour golfers, collegiate and high school athletes and body building champions.

The Dallas native is an Active Release Techniques instructor and provider, and has earned certifications in Biomechanics Performance Care and Nerve Entrapment, in addition to being a Complex Protocols and Active Palpation with SFMA specialist.



DR. WILLIAM ROBERTSON
MEDICAL DIRECTOR

Dr. William Robertson is an orthopedic surgeon who works in sports medicine and joint preservation at TMI Sports Medicine, and is also an associate professor of orthopedic surgery at UT Southwestern Medical Center. He will serve as the Stars' head team physician. The former all-Ivy League football player at Brown University previously served on the medical staff of the Boston Red Sox (MLB), the New England Patriots (NFL), and the NHL's Boston Bruins.



DR. ROBERT DIMEFF
HEAD TEAM PHYSICIAN

Dr. Robert Dimeff, is a professor with appointments in orthopaedic surgery, family and community medicine, and pediatrics. He also is a specialist in non-operative orthopedics and regenerative medicine at Texas Orthopaedic Associates. Dr. Dimeff serves as the head team physician for the Stars. Dr. Dimeff is a former head team physician for the Cleveland Cavaliers of the National Basketball Association (NBA) and for the National Football League's (NFL) Cleveland Browns. He is past president of the American Medical Society for Sports Medicine and a fellow of the American Academy of Family Physicians.

MEDICAL STAFF

Medical Director, Orthopedic Surgery	William J. Robertson, MD
Head Team Physician.....	Robert J. Dimeff, MD
Plastic Surgery	Jeffery M. Kenkel, MD
Dentist	Wayne Scott, DDS
Emergency Medicine	Alexander Eastman, MD, Jeffrey C. Metzger, MD
Neuropsychology.....	Munro Cullum, PhD
Assistant Team Physicians.....	Jesse Even, MD, Shane Miller, MD, Rathna Nuti, MD
Physical Therapy	Nick Andreas, DPT
Ophthalmology.....	Wayne Bowman, MD
Chiropractor	Mary Collings



AMERICAN AIRLINES CENTER

One of the finest multi-purpose venues in the world, American Airlines Center has served as the home of the Dallas Stars since 2001, playing host to over half-a-million hockey spectators annually and over 2 million spectators total annually.

Designed by world-renowned architect, David M. Schwarz and Dallas-based HKS Inc., American Airlines Center encompasses over 800,000 square feet and includes 105 luxury suites, 36 Service King Lounge theatre-box suites, 25 Cyrus One Club loge boxes, 17 Loft seating boxes, two fifty-person Ford Party boxes and room for 18,532 hockey fans. Its brick and glass façade, sweeping vistas of downtown Dallas, double-vaulted ceilings and welcoming signature arches give the Center a unique combination of a modern, yet classically-elegant design that is perfectly suited for Dallas' "larger-than-life" Texas spirit.

No stranger to hosting major sporting events, the American Airlines Center, in conjunction with the Dallas Stars and National Hockey League, hosted the 2018 NHL Draft from June 22-23, 2018. The venue has also hosted the 2017 NCAA Women's Final Four, 2002 & 2006 NCAA first and second Round Men's Basketball Tournaments, The Phillips 66 2003, 2004, & 2006 Men's Big 12 Basketball Tournaments, 2009 U.S.A. Gymnastics Visa Championships and other events such as Boxing and Ultimate Fighting Championships. It was also a proud host of the 2007 NHL All-Star Game, 2006 and 2011 NBA Finals and hosted events during the 2010 NBA All-Star Weekend.

Not solely a sports mecca, Pollstar and Billboard consistently rank American Airlines Center among the top-10 arenas of its kind in the world for concerts. It has hosted major concerts and events, such as Coldplay, Garth Brooks, U2, The Rolling Stones, Billy Joel, Elton John, Taylor Swift, George Strait, Tom Petty, Imagine Dragons, Madonna, Justin Timberlake, and Bruce Springsteen, among others.

American Airlines Center was designed to keep ice in perfect condition, even when the Texas heat blazes outside. To maintain a constant temperature of 64-68 degrees, the building has a separate chiller system just for the slab, eight miles of one-inch pipe and 300 tons of refrigeration. In addition, a 4,200-ton air-conditioning system and a dehumidification system extract 500 gallons of moisture per hour during the season. The ice is put into place each September and takes 24 hours to build up to the 1-inch depth the players are accustomed to. The ice stays in the Center until the playoffs are complete and is covered up during the season with a special material called Polar Floor, a fiberglass product that keeps the ice cold and allows the air temperature above to rise without affecting the ice. The Zamboni is retrofitted with a Fast Ice system, the latest technology that allows the ice maintenance crew to cut the ice quickly in order to keep the ice smooth and fast.

In its 17th year, American Airlines Center still pushes the envelope with technology. In 2009, the Center set the standard for hockey and basketball arenas by installing the first 1080 high-definition center scoreboard in the NHL and NBA, increasing digital video throughout the arena bowl by 300 percent. Matching the spectacular HD video experience is a state-of-the-art concert quality sound system. The digital line array audio system delivers audio effects that the American Airlines Center visitor can both feel and hear. Using a patented retractable seating system, the Center can convert from an ice rink to a basketball court or concert setting in less than two hours.



H-E-B CENTER AT CEDAR PARK

Northland Properties Corporation, the parent holding company of the Dallas Stars, purchased the Texas Stars, Dallas' development affiliate in the American Hockey League (AHL), in December, 2014, announcing that the transfer of ownership from Hicks Cedar Park, LLC had been successful and was approved by the AHL Board of Governors. Texas Stars, L.P. now operates the city-owned H-E-B Center at Cedar Park, located in Cedar Park, Texas, under a long-term lease running through 2034.

"H-E-B Center at Cedar Park, and the land surrounding it, is located in one of the fastest growing regions of the United States," Northland President and Dallas Stars Owner Tom Gaglardi said. "The opportunity to grow the area's footprint as the top-flight entertainment region in Central Texas is immense, and we are looking forward to engaging with the city of Cedar Park to make that happen."

H-E-B Center at Cedar Park holds 6,863 seats for hockey, 7,200 for basketball and up to 8,700 for concerts and other events. The state-of-the-art arena has 24 suites (including four party suites) and 545 club seats with a private club lounge. The building hosts more than 130 events per year including sporting events, concerts, and family shows. H-E-B Center at Cedar Park is home to the 2014 AHL Calder Cup champion Texas Stars. The building also serves as the home court to the Austin Spurs, the G League affiliate of the 2014 NBA champion San Antonio Spurs. Since opening in September of 2009, H-E-B Center at Cedar Park has hosted world-class performers and events such as George Strait, Rascal Flatts, Alan Jackson, Tool, Jason Aldean, Def Leppard, Eric Church, Cirque du Soleil and Disney On Ice.

"Since coming to Cedar Park, the Texas Stars have been a wonderful partner of ours in bringing world-class sports and entertainment to the area," said former Cedar Park Mayor Matt Powell. "We look forward to working closely with Northland Properties and the Dallas Stars in this outstanding partnership as we continue to fulfill the vision of H-E-B Center at Cedar Park and the city."

In its first nine seasons of existence, all of which have been as the affiliate of the Dallas Stars, the Texas Stars have proved to be one of the most successful franchises in the AHL. The team captured its first Calder Cup championship in 2014. The club has made three trips to the Calder Cup Final (2010, 2014, 2018), qualifying for the postseason in seven of its nine seasons (2010, 2011, 2013, 2014, 2015, 2016, 2018), and has posted 40-win campaigns four times. Many of the Dallas Stars' young core of NHL players have spent time skating for the Texas Stars including captain Jamie Benn, defensemen John Klingberg and Esa Lindell, and forwards Radek Faksa and Devin Shore.

"Since Northland Properties purchased the Texas Stars, we've been thrilled with the tremendous opportunities H-E-B Center at Cedar Park has provided for our organization," said Texas Stars President Brad Alberts. "Owning and operating our own AHL affiliate and the venue in which it plays has been immensely beneficial in creating a seamless process to develop not only the future stars of the NHL, but our coaching and front office staffs, as well. The state-of-the-art facility provides an incredible experience for fans and teams alike, and has been the driving force in bringing top-name performers to the heart of Texas."





DR PEPPER ARENA

The Dallas Stars Organization opened Dr Pepper Arena in June 2009. The arena is located in the flourishing community of Frisco, Texas and is surrounded by a number of retail shops, restaurants and hotels, and has become a premiere entertainment venue in Collin County.

Home to the Dallas Stars Executive Offices and the Texas Legends, the Dallas Mavericks' G-League affiliate, Dr Pepper Arena seats up to 6,000 people and features amenities such as a state-of-the-art sound system, three 11'X19' HD video screens, 12 suites and a private lounge area.

Formerly known as Deja Blue Arena at Dr Pepper StarCenter, the original facility, which was opened in 2003, underwent a major renovation through a partnership between the Dallas Stars, the City of Frisco and the Frisco ISD. Dr Pepper Arena's capacity nearly doubled, increasing from 3,500 to just over 6,000.

Nearly ten years later, the arena is again undergoing renovations to the concourse while also introducing a new concessionaire, RS3, as it continues to remain at the forefront of the entertainment industry. The renovations will feature state-of-the-art food and beverage services specifically tailored to highlight the unique atmospheres of each event. RS3 will also offer a wide selection of beers, wine and spirits at different bars located throughout the arena.

The venue hosts a variety of sporting events, concerts, family shows and trade and corporate conventions. Its versatility and intimate environment creates an environment that allows patrons to get the full experience of every event, while simultaneously providing an ideal venue for entertainers. Dr Pepper Arena welcomed more than 250,000 people through its doors for over 110 events in 2017-18, including Frisco ISD graduations which have been held annually at the arena since 2009. Additionally, the Harlem Globetrotters and Cirque Du Soleil, who have performed at Dr Pepper Arena in the past, will both be returning in 2019, as will the Men's and Women's Lone Star Conference Basketball Championship.



STARCENTERS

When the Stars moved from Minnesota to Texas, the Club made exposing the Dallas/Fort Worth community to hockey an organizational priority. By constructing and operating several StarCenters throughout the Metroplex, the team has been able to have direct involvement with developing and growing the game of hockey in the greater Southwest region.

The Dallas Stars are one of the few teams in the NHL to design and build their own practice facility and arena, run in partnership with the City of Frisco. The team also sets the pace in the NHL among clubs that form partnerships with communities to create public skating facilities, a trend which is picking up momentum around the League. The facilities in Euless, Farmers Branch, Frisco and McKinney, as well as the recently-opened StarCenter in Mansfield, were all built in partnership with those respective cities, while there are also StarCenters in Plano, Richardson and Valley Ranch. Additionally, the StarCenter in McKinney is expanding their facility to include a third ice sheet.

The Stars have come a long way since moving to Dallas in 1993. When the team first set foot in Texas, there were five total sheets of ice in the area (two of which were at shopping malls and didn't host hockey). At that time, there were no high school or travel hockey teams, while only 200 local children were playing the sport and just 225 adults playing in recreational leagues.

As of the Summer of 2018, there were more than 13,000 North Texas kids and nearly 8,000 adults skating and playing recreational hockey on over 20 sheets of ice in the area, including more than 40 high school hockey teams participating in the Stars-run AT&T Metroplex High School Hockey League.

With all the success the Stars have had growing the game and working with USA Hockey & TAHA, it's no surprise that the Lone Star State is beginning to produce world-class hockey talent. Since 2005, 14 native Texans have been drafted into the National Hockey League, including eight who hail directly from the Metroplex (Dallas, Plano, Coppell, Arlington and Lewisville). Ten of those players have been selected since 2008, making Texas a top-15 producer of American NHL draftees in that span. In the summer of 2013, Plano native Seth Jones was selected fourth overall in the NHL Draft by the Nashville Predators, the highest a native Texan has ever been selected.

The Dallas Stars continue to play a crucial role in the grass roots development of the sport in Texas through Rookies, a four-week, try-hockey-for-free program, and Fitness Stars, a physical education program dedicated to reinforcing the importance of a healthy lifestyle through clean eating and unique physical activities. Through these programs, kids will be introduced to the sport of hockey and invited to be part of the Dallas Stars' family for the rest of their lives.



The Dallas Stars Foundation was established in 1998 to serve as a positive force throughout the Dallas/Fort Worth Metroplex. The heart of the Dallas Stars Foundation is to invest in our communities by creating unique programs that nurture and enrich the lives of those in need.

Since 1998, the Foundation has awarded more than \$5 million to local charities through their charitable grants program. Over the years, the Foundation has partnered with numerous non-profit agencies that focus on a myriad of worthwhile causes, including youth hockey, medical and other basic needs for disadvantaged youth, educational and social issues, family support and crisis intervention.

The Dallas Stars Foundation has three pillars of focus for their giving, programs and partnerships: youth hockey, community engagement and health and education. To date, the Foundation has made in-kind and ticket donations to over 1,300 different organizations including schools, non-profit organizations and sports related programs.

Through donations made by the Dallas Stars, Dallas Stars players, season ticket holders and the Dallas Stars Foundation via the community tickets program, nearly \$500,000 in tickets were donated to local charitable organizations in 2017-18.

Dallas Stars players and staff actively participated in various fundraising events and community events including school and hospital visits, totaling over 690 hours volunteered this past season.

Through the continued work of the Foundation, the Dallas Stars organization pledges to support the Metroplex and the state of Texas in order to support community efforts through the great game of hockey.



YOUTH HOCKEY PROGRAMS

The Dallas Stars launched the Rookies program in October 2013 and focuses on teaching children the fundamentals of hockey, the program provided them with all the necessary equipment for the duration of the four-week period. By giving children the opportunity to try the sport of hockey with no strings attached, the program has been the catalyst for growing the sport in Texas.

The Rookies program was influenced and designed by former Stars forward Mike Modano and initially offered for children ages 4-8. Since the inception of the first-of-its-kind program in September 2013, over 4,700 children across 11 ice rinks in Dallas, Austin and College Station have been introduced to the sport of hockey. As a result of its overwhelming success, the Rookies program expanded to include boys ages 9-14 and girls ages 4-14 in 2016. Throughout the duration of the program, over 40% of enrolled participants made the commitment to continue with a paid hockey program following the four-week session.

As of the Summer of 2017, the Rookies program extended outside of the Metroplex to include Austin College Station and Shreveport, La., offering more children the opportunity to try the sport of hockey for free. The Dallas Stars organization is actively looking to expand the program in the current markets as well as finding new ice facilities in the Southwest to grow Little Rookies beyond the state of Texas.



FITNESS STARS

Fitness Stars enters its sixth season after launching at the start of the 2013-14 season. Originally created as a physical education program aimed at fighting childhood obesity through hockey-based fitness challenges, Fitness Stars was offered at 28 DFW area schools in its inaugural season, reaching over 15,000 children.

Due to the program's overwhelming success, Fitness Stars has since expanded and is now offered in over 300 schools in the Dallas/Fort Worth Metroplex and is expected to impact over 206,000 children. Participating schools include Allen ISD, Carrollton-Farmers Branch ISD, Forney ISD, Fort Worth ISD, Frisco ISD, Garland ISD, Grand Prairie ISD, Irving ISD, Lewisville ISD, McKinney ISD, Wolfe City ISD, Wylie ISD, in addition to two individual charter schools.

The Fitness Stars Program is dedicated to reinforcing the importance of a healthy lifestyle through clean eating and unique physical activities. The program is designed to fit within the current curriculum of Physical Education teachers to help emphasize the programs and healthy options already in practice.

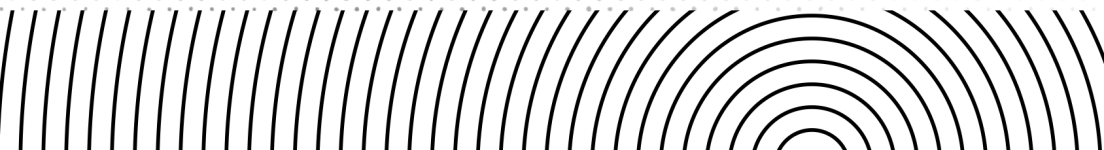






2017-18

SEASON REVIEW



GETTING HITCHED

Stars head coach Ken Hitchcock earned his 800th career win on Dec. 21 against Chicago, becoming just the third coach in NHL history to reach the 800-win mark. Hitchcock joins Scotty Bowman (1,244) and current Blackhawks head coach Joel Quenneville (884) as the only three coaches in NHL history to record 800 wins in their careers.

The Edmonton, Alta. native recorded his 783rd career win on Oct. 14 against the Colorado Avalanche, moving him into sole possession of third place on the NHL all-time wins list. Hitchcock also coached his 1,500th career NHL game on Jan. 16 at Detroit, becoming just the fifth coach in NHL history to appear in 1,500 games behind the bench. Hitchcock also ranks fourth all-time with 1,536 career games behind the bench over 21 seasons with Dallas, Philadelphia, Columbus and St. Louis, posting an 823-506-88-119 record over his coaching career. He currently ranks first in Stars franchise history in games coached (585) and wins (319) and points percentage (.614).

THE CAT IN THE HAT

Stars captain Jamie Benn wrapped up the 2017-18 campaign by recording eight points (7-1=8) over the final three games of the season, securing the NHL's First Star of the Week honors. Over that three game span, Benn scored a hat trick in two of them – on April 3 at San Jose and April 7 at Los Angeles, notching the game-winning goal in both.

Benn is the first Stars player to score three-or-more goals twice in a span of three games since the 2003-04 season when Bill Guerin notched hat tricks on Oct. 29 and Nov. 2. The Victoria, B.C. native becomes the fourth player in Dallas Stars history, and the seventh player in franchise history, to record two hat tricks over three games.

STARS PLAYERS TO SCORE TWO HAT TRICKS OVER THREE GAMES

SEASON	PLAYER	DATE	DATE
1969-70	Bill Collins	March 1 vs. Toronto	March 7 at Toronto
1970-71	Bill Goldsworthy	March 16 at Los Angeles	March 21 at Vancouver
1983-84	Dino Ciccarelli	Nov. 5 vs. Chicago	Nov. 9 at Detroit
1998-99	Mike Modano	Feb. 19 vs. Chicago	Feb. 23 at Nashville
2000-01	Brett Hull	March 18 vs. Ottawa	March 21 vs. Anaheim
2003-04	Bill Guerin	Oct. 29 vs. Calgary	Nov. 2 vs. Nashville
2017-18	Jamie Benn	April 3 at San Jose	April 7 at Los Angeles

START ME UP

On Feb. 24, Stars forward Tyler Pitlick opened the scoring just 10 seconds into the first period against the Winnipeg Jets at American Airlines Center. The goal 10 seconds in established a new record for the fastest goal scored on home ice after the opening faceoff in Stars franchise history, besting the previous record of 12 seconds which was set by Roland Eriksson on Oct. 20, 1977 against Cleveland.

ONE KLING TO RULE THEM ALL

Defenseman John Klingberg finished the 2017-18 season tied for ninth among all NHL skaters and led League defensemen with a career-high 59 assists. He also finished tied for second among NHL blueliners with 67 points (8-59=67) in 82 regular-season games, also new career bests. The Gothenburg, Sweden native's 67 points are the second-most recorded by a defenseman in Dallas Stars history and the fifth-most in franchise history, while it's the most recorded by a Stars blueliner since Sergei Zubov recorded 71 points (13-58=71) in 2005-06.

Klingberg reached the 50-point plateau just 53 games into the 2017-18 campaign, becoming the third-fastest defenseman in franchise history to record 50 points in a season. He also is just the fourth NHL defenseman to record 50+ points in 53 games since the start of the 2007-08 season, joining Brent Burns (San Jose), Erik Karlsson (Ottawa), Mike Green (Washington) and Nicklas Lidstrom (Detroit).

MR. 200

John Klingberg tallied an assist (0-1-1) against the Blues on Feb. 18 for the 200th point of his NHL career, reaching the milestone in just 279 career NHL regular-season games. The 25-year-old is the second-fastest blueliner in Dallas Stars history (since 1993-94) to reach the 200-point plateau, trailing only Craig Hartsburg who accomplished the feat in 276 games. Among all European-born defensemen in NHL history, Klingberg is the seventh-fastest in NHL history to record 200 points, while he ranks second among active European blueliners behind Erik Karlsson (272 games).

FASTEST EUROPEAN-BORN DEFENSEMAN TO 200 POINTS

PLAYER	TEAM	# OF GAMES
1. Sergei Zubov	NY Rangers/Pittsburgh	207
2. Reijo Ruotsalainen	NY Rangers	250
3. Stefan Persson	NY Islanders	268
4. Erik Karlsson	Ottawa	272
5. Sandis Ozolinsh	San Jose/Colorado	274
6. Borje Salming	Toronto	276
7. John Klingberg	Dallas	279

ALEXANDER THE GREAT

Forward Alexander Radulov established multiple career highs in his first season in a Stars sweater in 2017-18. Finishing the campaign ranked second on the team with 45 assists and third with 27 goals and 72 points, Radulov set new career marks in each category. He was also one of five Stars skaters to appear in all 82 regular-season games, marking the first time in his career he's played in every game in the regular season. He also set new career bests with seven power play goals and 23 power play points (7-16=23), finishing third and tied for second on the team, respectively.

Radulov also established a new career long with a nine-game point streak (5-8=13) from Oct. 26 - Nov. 14. He then went on to record another nine-game point streak (6-10=16) from Jan. 4 - 25, becoming the first player in Dallas Stars history to register multiple point streaks of at least nine games. He is just the third player in franchise history to do so, while it is the fourth time in franchise history the feat has been accomplished as Neal Broten did so in both the 1981-82 and 1985-86 seasons.

STARS PLAYERS WITH 2+ NINE-GAME POINT STREAKS

PLAYER	SEASON	# OF GAMES	DATE
Neal Broten	1981-82	11	Jan. 16 - Feb. 4 (8-16=24)
		11	Feb. 11 - March 3 (9-12=21)
		15	Dec. 9 - Jan. 11 (3-19=22)
Neal Broten	1985-86	10	Jan. 23 - Feb. 13 (6-11=17)
		9	Feb. 21 - March 11 (2-10=12)
		9	Dec. 16 - Jan. 3 (8-4=12)
Dave Gagner	1990-91	11	Feb. 2 - March 1 (7-16=23)
		9	Oct. 26 - Nov. 14 (5-8=12)
Alexander Radulov	2017-18	9	Jan. 4 - Jan. 25 (6-10=16)
		9	

HAMMER TIME

Stars defenseman Dan Hamhuis skated in his 1,000th career NHL regular-season game on Jan. 30 against the Los Angeles Kings, becoming the 318th player, and just the 106th defenseman, in NHL history to reach 1,000 regular-season games played. The Smithers, B.C. native has skated in 159 games over two seasons as a member of the Dallas Stars, 389 games in six seasons with Vancouver and 483 games in six seasons in Nashville. In his 1,031 career regular-season games played, Hamhuis has recorded 343 points (59-284=343), while his teams have posted a 546-368-117 record with him in the lineup.

TWO FOR THE SHOW

Stars captain Jamie Benn finished the 2017-18 season ranked 22nd in the NHL with 79 points (36-43=79), while forward Tyler Seguin finished tied for 23rd in the League with 78 points (40-38=78). Since the two became teammates in 2013-14, Benn and Seguin have registered the second-most points of any pair of teammates in the NHL. The duo has combined for 787 points (345-442=787) in 791 total games played over that span, second only to Pittsburgh's Sidney Crosby and Evgeni Malkin, who have recorded 821 total points (326-495=821).

In 2017-18, Seguin finished the season tied for seventh in the NHL and first on the Stars with a career-high 40 goals, while Benn shared 13th in the League and ranked second on Dallas with 36 markers. Since Seguin joined the Stars prior to the start of the 2013-14 campaign, the two have combined to score 345 goals, the most combined goals scored by any two teammates in the NHL over that span.

MOST GOALS BY TEAMMATES SINCE 2013-14

PLAYERS	TEAM	GOALS
1. Tyler Seguin and Jamie Benn	Dallas	345
2. Alex Ovechkin and Nicklas Backstrom	Washington	336
3. Sidney Crosby and Evgeni Malkin	Pittsburgh	326
4. Brad Marchand and Patrice Bergeron	Boston	295
5. Joe Pavelski and Logan Couture	San Jose	291

MOST POINTS BY TEAMMATES SINCE 2013-14

PLAYERS	TEAM	POINTS
1. Sidney Crosby and Evgeni Malkin	Pittsburgh	821
2. Jamie Benn and Tyler Seguin	Dallas	787
3. Alex Ovechkin and Nicklas Backstrom	Washington	771
4. Claude Giroux and Jakub Voracek	Philadelphia	730
5. Joe Pavelski and Brent Burns	San Jose	687

SENIOR DISCOUNT

The Stars boasted four players who each recorded at least 65 points during the 2017-18 campaign in captain Jamie Benn (36-43=79), forwards Tyler Seguin (40-38=78) and Alexander Radulov (27-45=72), and defenseman John Klingberg (8-59=67). Dallas' four 65-plus point scorers were the most by any team in the Western Conference and tied for the most on any team in the League, joining the Philadelphia Flyers, Washington Capitals and Florida Panthers.

This marks just the second time in Dallas Stars history that the team has had at least four players record 65-or-more points in a single season, and is the first since the 2005-06 season when Mike Modano (27-50=77), Jason Arnott (32-44=76), Sergei Zubov (13-58=87) and Brenden Morrow (23-42=65) all reached the 65-point mark. It is also the 12th time in franchise history (since 1967-68) the team has had at least four 65-point scorers, while the four are tied for the most since the 1989-90 campaign when the Minnesota North Stars had six players record at least 65 points.

TYLER THE CREATOR

Forward Tyler Seguin established new career highs in 2017-18 with 40 goals and 14 power play goals, pacing the Stars in both categories. Seguin's 40 goals in 2017-18 were tied for seventh in the NHL, while he shared sixth in the League in power play goals. The native of Brampton, Ont. finished the season second on Dallas with 78 points (40-38-78) and was one of five Stars players to appear in all 82 games of the regular season.

Seguin also established a new career high in time on ice as he averaged 20:55 of ice time per game, almost a full 1:30 more than the previous high of 19:33 (2014-15). He also wrapped up the 2017-18 season with a team-best 54.9% faceoff win percentage, posting new career marks in faceoff wins (790) and total faceoffs taken (1440).

30 FOR 30

With his 40 goals in 2017-18, Seguin has now eclipsed the 30-goal plateau for the fourth time in his career, all of which have come in the five seasons since joining the Stars. He becomes just the third player in franchise history to join the organization and record at least 30 goals four times in his first five seasons, joining Dave Gagner and Steve Payne.

Seguin has now scored 173 goals in a Stars sweater and is tied with Mike Modano for the most goals scored by a Stars player in his first five seasons with the club. The forward is also just one of three active NHLers to score 30+ goals in at least four of the past five seasons, joining Alex Ovechkin (Washington) and Max Pacioretty (Montreal).

MOST GOALS, FIRST FIVE SEASONS WITH STARS

PLAYER	# OF GOALS	# OF GAMES	SEASONS
T-1. Tyler Seguin	173	385	2013-18
T-1. Mike Modano	173	393	1989-94
3. Dino Ciccarelli	163	315	1980-85
4. Brian Bellows	159	376	1982-87
5. Steve Payne	158	380	1978-83



FINAL SCORING

PLAYER	GP	G	A	PTS	+/-	PIM	PP	SHG	GWG	OT	S
Jamie Benn	82	36	43	79	20	54	9	1	7	1	241
Tyler Seguin	82	40	38	78	12	43	14	1	6	1	335
Alexander Radulov	82	27	45	72	4	72	7	0	4	2	217
John Klingberg	82	8	59	67	10	26	1	0	3	0	204
Mattias Janmark	81	19	15	34	-13	24	4	2	4	1	136
Radek Faksa	79	17	16	33	21	36	0	2	3	0	118
Devin Shore	82	11	21	32	-30	14	2	1	1	0	123
Tyler Pittick	80	14	13	27	9	34	0	0	2	0	129
Esa Lindell	80	7	20	27	19	24	2	0	0	0	137
Jason Spezza	78	8	18	26	-12	12	4	0	3	0	138
Dan Hamhuis	80	3	21	24	-6	33	0	0	1	0	66
Antoine Roussel	73	5	12	17	1	126	0	0	0	0	85
Stephen Johns	75	8	7	15	10	41	0	0	2	0	121
Brett Ritchie	71	7	7	14	1	42	2	0	0	0	117
Remi Elie**	72	6	8	14	5	18	0	0	1	0	70
Greg Pateryn	73	1	12	13	6	50	0	0	0	0	100
Gemel Smith**	46	6	5	11	5	17	0	0	0	0	42
Martin Hanzal	38	5	5	10	-14	23	2	0	1	0	62
Julius Honka**	42	1	3	4	-1	14	0	0	0	0	42
Jamie Oleksiak*	21	1	2	3	-6	18	0	0	0	0	17
Marc Methot	36	1	2	3	11	31	0	0	0	0	25
Curtis McKenzie	7	0	2	2	3	11	0	0	0	0	11
Jason Dickinson**	27	0	2	2	-2	17	0	0	0	0	16
Dillon Heatherington**	6	0	1	1	3	26	0	0	0	0	6
Adam Cracknell*	1	0	0	0	0	0	0	0	0	0	2

GOALTENDER	GP	W	L	OT/SOL	SA	SV	SV%	GA	GAA	SO	TOI	A	PIM
Ben Bishop	53	26	17	5	1437	1317	.916	120	2.49	5	2,886:50	1	4
Kari Lehtonen	37	15	14	3	946	863	.912	83	2.56	1	1,944:18	0	4
Mike McKenna	2	1	1	0	50	45	.900	5	2.97	0	101:20	0	0

* Denotes player did not finish the season with the club (Stats reflect only his time in Dallas)

** Denotes rookie player



HOME FINAL SCORING

PLAYER	GP	G	A	PTS	+/-	PIM	PP	SHG	GWG	OT	S
Tyler Seguin	41	26	24	50	19	25	10	1	2	0	183
Alexander Radulov	41	15	25	40	14	30	3	0	2	1	117
John Klingberg	41	6	32	38	10	16	0	0	3	0	98
Jamie Benn	41	15	22	37	11	22	4	1	5	1	130
Mattias Janmark	40	10	9	19	7	12	2	2	2	0	65
Devin Shore	41	7	9	16	-11	4	2	0	1	0	56
Radek Faksa	39	6	10	16	5	24	0	1	2	0	72
Dan Hamhuis	40	3	12	15	5	12	0	0	1	0	38
Tyler Pitlick	39	8	6	14	3	24	0	0	1	0	60
Antoine Roussel	37	5	9	14	1	88	0	0	0	0	55
Esa Lindell	40	3	10	13	16	18	0	0	0	0	67
Jason Spezza	39	5	8	13	-4	4	2	0	1	0	71
Stephen Johns	40	5	3	8	9	19	0	0	2	0	73
Brett Ritchie	36	3	3	6	-2	23	2	0	0	0	54
Gemel Smith**	22	3	3	6	2	2	0	0	0	0	18
Martin Hanzal	18	3	3	6	0	8	1	0	1	0	34
Remi Elie**	36	1	4	5	2	8	0	0	0	0	26
Greg Pateryn	36	0	5	5	6	27	0	0	0	0	53
Jamie Oleksiak*	9	1	2	3	0	10	0	0	0	0	10
Julius Honka**	21	0	2	2	2	6	0	0	0	0	26
Jason Dickinson**	16	0	2	2	2	6	0	0	0	0	12
Marc Methot	18	0	1	1	4	13	0	0	0	0	10
Curtis McKenzie	4	0	1	1	1	9	0	0	0	0	5
Dillon Heatherington**	3	0	1	1	1	15	0	0	0	0	3

GOALTENDER	GP	W	L	OT/SOL	SA	SV	SV%	GA	GAA	SO	TOI	A	PIM
Ben Bishop	33	20	8	2	925	861	0.931	64	2.12	4	1808	1	0
Kari Lehtonen	14	6	4	1	352	321	0.912	31	2.81	0	662	0	2

ROAD FINAL SCORING

PLAYER	GP	G	A	PTS	+/-	PIM	PP	SHG	GWG	OT	S
Jamie Benn	41	21	21	42	9	32	5	0	2	0	111
Alexander Radulov	41	12	20	32	-10	42	4	0	2	1	100
John Klingberg	41	2	27	29	0	10	1	0	0	0	106
Tyler Seguin	41	14	14	28	-7	18	4	0	4	1	152
Radek Faksa	40	11	6	17	16	12	0	1	1	0	46
Devin Shore	41	4	12	16	-19	10	0	1	0	0	67
Mattias Janmark	41	9	6	15	-20	12	2	0	2	1	71
Esa Lindell	40	4	10	14	3	6	2	0	0	0	70
Tyler Pitlick	41	6	7	13	6	10	0	0	1	0	69
Jason Spezza	39	3	10	13	-8	8	2	0	2	0	67
Dan Hamhuis	40	0	9	9	-11	21	0	0	0	0	28
Remi Elie**	36	5	4	9	3	10	0	0	1	0	44
Greg Pateryn	37	1	7	8	0	23	0	0	0	0	47
Brett Ritchie	35	4	4	8	3	19	0	0	0	0	63
Stephen Johns	35	3	4	7	1	22	0	0	0	0	48
Gemel Smith**	24	3	2	5	3	15	0	0	0	0	24
Martin Hanzal	20	2	2	4	-14	15	1	0	0	0	28
Antoine Roussel	36	0	3	3	0	38	0	0	0	0	30
Julius Honka**	21	1	1	2	-3	8	0	0	0	0	16
Marc Methot	18	1	1	2	7	18	0	0	0	0	15
Curtis McKenzie	3	0	1	1	2	2	0	0	0	0	6
Jamie Oleksiak*	12	0	0	0	-6	8	0	0	0	0	7
Jason Dickinson**	11	0	0	0	-4	11	0	0	0	0	4
Dillon Heatherington**	3	0	0	0	2	11	0	0	0	0	3
Adam Cracknell*	1	0	0	0	0	0	0	0	0	0	2

GOALTENDER	GP	W	L	OT/SOL	SA	SV	SV%	GA	GAA	SO	TOI	A	PIM
Kari Lehtonen	23	9	10	2	594	542	0.912	52	2.43	1	1,282	0	2
Ben Bishop	20	6	9	3	512	456	0.891	56	3.11	1	1,079	0	4
Mike McKenna	2	1	1	0	50	45	0.9	5	2.96	0	101	0	0

2017-18 SEASON IN REVIEW // DALLAS STARS HOCKEY CLUB

DIVISION STANDINGS

TEAM	GP	W	L	OT	PTS	GF	GA	HOME	ROAD
ATLANTIC DIVISION -- EASTERN CONFERENCE									
Z - TAMPA BAY LIGHTNING	82	54	23	5	113	296	236	29-10-2	25-13-3
X - BOSTON BRUINS	82	50	20	12	112	270	214	28-8-5	22-12-7
X - TORONTO MAPLE LEAFS	82	49	26	7	105	277	232	29-10-2	20-16-5
FLORIDA PANTHERS	82	44	30	8	96	248	246	27-11-3	17-19-5
DETROIT RED WINGS	82	30	39	13	73	217	255	16-16-9	14-23-4
MONTREAL CANADIENS	82	29	40	13	71	209	264	18-14-9	11-26-4
OTTAWA SENATORS	82	28	43	11	67	221	291	16-19-6	12-24-5
BUFFALO SABRES	82	25	45	12	62	199	280	11-25-5	14-20-7
METROPOLITAN DIVISION -- EASTERN CONFERENCE									
Y - WASHINGTON CAPITALS	82	49	26	7	105	259	239	28-11-2	21-15-5
X - PITTSBURGH PENGUINS	82	47	29	6	100	272	250	30-9-2	17-20-4
X - PHILADELPHIA FLYERS	82	42	26	14	98	251	243	22-13-6	20-13-8
X - COLUMBUS BLUE JACKETS	82	45	30	7	97	242	230	26-12-3	19-18-4
X - NEW JERSEY DEVILS	82	44	29	9	97	248	244	23-14-4	21-15-5
CAROLINA HURRICANES	82	36	35	11	83	228	256	19-16-6	17-19-5
NEW YORK ISLANDERS	82	35	37	10	80	264	296	19-18-4	16-19-6
NEW YORK RANGERS	82	34	39	9	77	231	268	21-16-4	13-23-5
CENTRAL DIVISION -- WESTERN CONFERENCE									
P - NASHVILLE PREDATORS	82	53	18	11	117	267	211	28-9-4	25-9-7
X - WINNIPEG JETS	82	52	20	10	114	277	218	32-7-2	20-13-8
X - MINNESOTA WILD	82	45	26	11	101	253	232	27-6-8	18-20-3
X - COLORADO AVALANCHE	82	43	30	9	95	257	237	28-11-2	15-19-7
ST. LOUIS BLUES	82	44	32	6	94	226	222	24-17-0	20-15-6
DALLAS STARS	82	42	32	8	92	235	225	26-12-3	16-20-5
CHICAGO BLACKHAWKS	82	33	39	10	76	229	256	18-18-5	15-21-5
PACIFIC DIVISION -- WESTERN CONFERENCE									
Y - VEGAS GOLDEN KNIGHTS	82	51	24	7	109	272	228	29-10-2	22-14-5
X - ANAHEIM DUCKS	82	44	25	13	101	235	216	26-10-5	18-15-8
X - SAN JOSE SHARKS	82	45	27	10	100	252	229	25-13-3	20-14-7
X - LOS ANGELES KINGS	82	45	29	8	98	239	203	23-15-3	22-14-5
CALGARY FLAMES	82	37	35	10	84	218	248	17-20-4	20-15-6
EDMONTON OILERS	82	36	40	6	78	234	263	19-18-4	17-22-2
VANCOUVER CANUCKS	82	31	40	11	73	218	264	16-18-7	15-22-4
ARIZONA COYOTES	82	29	41	12	70	208	256	16-21-4	13-20-8

CONFERENCE STANDINGS

TEAM	GP	W	L	OT	PTS	GF	GA	HOME	ROAD
EASTERN CONFERENCE									
Z - TAMPA BAY LIGHTNING	82	54	23	5	113	296	236	29-10-2	25-13-3
X - BOSTON BRUINS	82	50	20	12	112	270	214	28-8-5	22-12-7
Y - WASHINGTON CAPITALS	82	49	26	7	105	259	239	28-11-2	21-15-5
X - TORONTO MAPLE LEAFS	82	49	26	7	105	277	232	29-10-2	20-16-5
X - PITTSBURGH PENGUINS	82	47	29	6	100	272	250	30-9-2	17-20-4
X - PHILADELPHIA FLYERS	82	42	26	14	98	251	243	22-13-6	20-13-8
X - COLUMBUS BLUE JACKETS	82	45	30	7	97	242	230	26-12-3	19-18-4
X - NEW JERSEY DEVILS	82	44	29	9	97	248	244	23-14-4	21-15-5
FLORIDA PANTHERS	82	44	30	8	96	248	246	27-11-3	17-19-5
CAROLINA HURRICANES	82	36	35	11	83	228	256	19-16-6	17-19-5
NEW YORK ISLANDERS	82	35	37	10	80	264	296	19-18-4	16-19-6
NEW YORK RANGERS	82	34	39	9	77	231	268	21-16-4	13-23-5
DETROIT RED WINGS	82	30	39	13	73	217	255	16-16-9	14-23-4
MONTREAL CANADIENS	82	29	40	13	71	209	264	18-14-9	11-26-4
OTTAWA SENATORS	82	28	43	11	67	221	291	16-19-6	12-24-5
BUFFALO SABRES	82	25	45	12	62	199	280	11-25-5	14-20-7
WESTERN CONFERENCE									
P - NASHVILLE PREDATORS	82	53	18	11	117	267	211	28-9-4	25-9-7
X - WINNIPEG JETS	82	52	20	10	114	277	218	32-7-2	20-13-8
Y - VEGAS GOLDEN KNIGHTS	82	51	24	7	109	272	228	29-10-2	22-14-5
X - MINNESOTA WILD	82	45	26	11	101	253	232	27-6-8	18-20-3
X - ANAHEIM DUCKS	82	44	25	13	101	235	216	26-10-5	18-15-8
X - SAN JOSE SHARKS	82	45	27	10	100	252	229	25-13-3	20-14-7
X - LOS ANGELES KINGS	82	45	29	8	98	239	203	23-15-3	22-14-5
X - COLORADO AVALANCHE	82	43	30	9	95	257	237	28-11-2	15-19-7
ST. LOUIS BLUES	82	44	32	6	94	226	222	24-17-0	20-15-6
DALLAS STARS	82	42	32	8	92	235	225	26-12-3	16-20-5
CALGARY FLAMES	82	37	35	10	84	218	248	17-20-4	20-15-6
EDMONTON OILERS	82	36	40	6	78	234	263	19-18-4	17-22-2
CHICAGO BLACKHAWKS	82	33	39	10	76	229	256	18-18-5	15-21-5
VANCOUVER CANUCKS	82	31	40	11	73	218	264	16-18-7	15-22-4
ARIZONA COYOTES	82	29	41	12	70	208	256	16-21-4	13-20-8

X=Playoffs/Y=Division Champion/Z=Clinched Conference/P=Presidents' Trophy

POWER PLAY RANKINGS

RANK	TEAM	OPP	PPG	PP%	SHGA
1	PITTSBURGH PENGUINS	260	68	26.1	3
2	TORONTO MAPLE LEAFS	224	56	25.0	5
3	TAMPA BAY LIGHTNING	276	66	23.9	3
4	BOSTON BRUINS	259	61	23.6	10
5	WINNIPEG JETS	274	64	23.4	7
6	NEW YORK ISLANDERS	250	58	23.2	11
7	WASHINGTON CAPITALS	244	55	22.5	8
8	COLORADO AVALANCHE	296	65	22.0	13
9	VANCOUVER CANUCKS	247	53	21.5	10
10	VEGAS GOLDEN KNIGHTS	248	53	21.4	5
11	NEW JERSEY DEVILS	252	54	21.4	6
12	NASHVILLE PREDATORS	273	58	21.3	5
13	MONTREAL CANADIENS	245	52	21.2	6
14	NEW YORK RANGERS	241	51	21.2	5
15	PHILADELPHIA FLYERS	261	54	20.7	10
16	SAN JOSE SHARKS	257	53	20.6	3
17	LOS ANGELES KINGS	240	49	20.4	4
18	MINNESOTA WILD	240	49	20.4	6
19	DALLAS STARS	244	47	19.3	10
20	BUFFALO SABRES	257	49	19.1	10
21	FLORIDA PANTHERS	249	47	18.9	5
22	CAROLINA HURRICANES	239	44	18.4	6
23	ANAHEIM DUCKS	214	38	17.8	4
24	DETROIT RED WINGS	234	41	17.5	5
25	COLUMBUS BLUE JACKETS	227	39	17.2	7
26	ARIZONA COYOTES	243	41	16.9	10
27	OTTAWA SENATORS	247	41	16.6	6
28	CHICAGO BLACKHAWKS	269	43	16.0	7
29	CALGARY FLAMES	269	43	16.0	7
30	ST. LOUIS BLUES	246	38	15.4	9
31	EDMONTON OILERS	210	31	14.8	5

PENALTY KILL RANKINGS

RANK	TEAM	TS	PPGA	PK%	SHG
1	LOS ANGELES KINGS	260	39	85.0	5
2	SAN JOSE SHARKS	224	34	84.8	8
3	BOSTON BRUINS	245	40	83.7	9
4	COLORADO AVALANCHE	269	45	83.3	7
5	ANAHEIM DUCKS	274	46	83.2	10
6	NASHVILLE PREDATORS	299	54	81.9	10
7	CALGARY FLAMES	269	49	81.8	7
8	WINNIPEG JETS	274	50	81.8	9
9	NEW JERSEY DEVILS	258	47	81.8	12
10	TORONTO MAPLE LEAFS	231	43	81.4	4
11	NEW YORK RANGERS	247	46	81.4	5
12	VEGAS GOLDEN KNIGHTS	237	44	81.4	8
13	MINNESOTA WILD	272	51	81.3	7
14	DALLAS STARS	281	54	80.8	7
15	WASHINGTON CAPITALS	269	53	80.3	4
16	FLORIDA PANTHERS	227	45	80.2	10
17	PITTSBURGH PENGUINS	265	53	80.0	6
18	ST. LOUIS BLUES	231	47	79.7	5
19	ARIZONA COYOTES	225	46	79.6	2
20	CHICAGO BLACKHAWKS	235	49	79.2	5
21	VANCOUVER CANUCKS	276	60	78.3	7
22	BUFFALO SABRES	235	52	77.9	9
23	DETROIT RED WINGS	258	58	77.5	9
24	CAROLINA HURRICANES	191	43	77.5	3
25	EDMONTON OILERS	245	57	76.7	11
26	OTTAWA SENATORS	235	56	76.2	4
27	COLUMBUS BLUE JACKETS	214	51	76.2	4
28	TAMPA BAY LIGHTNING	268	64	76.1	9
29	PHILADELPHIA FLYERS	223	54	75.8	3
30	MONTREAL CANADIENS	263	68	74.1	7
31	NEW YORK ISLANDERS	235	63	73.2	5



#	Date	Team	W-L-OT	Record	GF-GA	Scores	W Goal	PP	PK	SF-SA	W-L Gldtr.	Attend.
1	10/06/2017	Vegas Golden Knights	L	00-01-00	1-2	9ip	18	1-4	7-7	46-30	29 / 32	18532+
2	10/07/2017	@ St. Louis Blues	L	00-02-00	2-4	3p, 13	17	1-4	1-2	40-21	34 / 32	18858
3	10/10/2017	Detroit Red Wings	W	01-02-00	4-2	3,91p,13,10	13	1-3	4-5	33-25	30 / 34	18119
4	10/12/2017	@ Nashville Predators	L	01-03-00	1-4	14p	9	1-1	2-3	31-31	35 / 30	17113+
5	10/14/2017	Colorado Avalanche	W	02-03-00	3-1	14,91p,23	91	1-6	4-4	36-23	30 / 1	17967
6	10/17/2017	Arizona Coyotes	W	03-03-00	3-1	12,2,47	2	0-1	2-2	34-28	30 / 31	16007
7	10/19/2017	@ Arizona Coyotes	W	04-03-00	5-4	14p,12,28,91,91	91	1-2	4-4	30-31	30 / 31	11225
8	10/21/2017	Carolina Hurricanes	W	05-03-00	4-3	14,18,91,18	18	0-2	3-3	26-39	30 / 33	18023
9	10/24/2017	@ Colorado Avalanche	L	05-04-00	3-5	14,25,3	44	0-3	3-3	37-33	1 / 32	12823
10	10/26/2017	@ Edmonton Oilers	L	05-05-00	4-5	14,47p,14p,23p	83	3-5	3-3	32-35	33 / 30	18347
11	10/27/2017	@ Calgary Flames	W	06-05-00	2-1	23p,47p	47	2-3	2-2	24-30	32 / 41	18873
12	10/30/2017	@ Vancouver Canucks	W*	07-05-00	2-1	91p,47	47	1-5	3-4	29-39	30 / 25	17109
13	11/02/2017	@ Winnipeg Jets	L	07-06-00	2-5	47,13	57	0-0	1-3	23-27	37 / 30	15321+
14	11/04/2017	Buffalo Sabres	W	08-06-00	5-1	40,12,28,91p,21	12	1-1	4-4	22-28	32 / 40	18236
15	11/06/2017	Winnipeg Jets	L	08-07-00	1-4	14p	29	1-4	2-3	34-26	37 / 30	17895
16	11/10/2017	New York Islanders	W	09-07-00	5-0	3,46,23,13s,90p	3	1-4	4-4	29-14	30 / 41	18342
17	11/13/2017	@ Carolina Hurricanes	L	09-08-00	1-5	47p	86	1-3	3-4	26-28	33 / 30	7968
18	11/14/2017	@ Florida Panthers	O**	09-08-01	3-4	14,14,40	21	0-2	3-5	43-29	1 / 32	10028
19	11/16/2017	@ Tampa Bay Lightning	L	09-09-01	1-6	12	98	0-3	3-4	28-28	88 / 30	19092+
20	11/18/2017	Edmonton Oilers	W	10-09-01	6-3	21,47,17,12,14,90p	12	1-6	2-3	21-30	30 / 33	18312
21	11/21/2017	Montreal Canadiens	W	11-09-01	3-1	17,90,91	90	0-3	4-5	29-30	30 / 39	18532+
22	11/22/2017	@ Colorado Avalanche	L	11-10-01	0-3		6	0-2	3-3	28-32	45 / 30	14874
23	11/24/2017	Calgary Flames	W	12-10-01	6-4	21,91,47,46,91,91	91	0-4	2-3	41-38	30 / 41	18532+
24	11/28/2017	@ Vegas Golden Knights	W	13-10-01	3-0	12,12,12	12	0-3	2-2	30-34	30 / 30	17579+
25	11/30/2017	@ Chicago Blackhawks	W*	14-10-01	4-3	13,12s,40,13	13	0-3	6-7	35-22	30 / 50	21589+
26	12/02/2017	Chicago Blackhawks	W**	15-10-01	3-2	47p,12	47	1-5	3-3	35-34	30 / 31	18532+
27	12/05/2017	@ Colorado Avalanche	W	16-10-01	7-2	91,91,90,29,25,17s,25	90	0-4	3-3	28-27	32 / 45	13194
28	12/05/2017	Nashville Predators	L	16-11-01	2-5	28,5	46	0-2	1-3	45-32	74 / 30	18023
29	12/07/2017	@ St. Louis Blues	L	16-12-01	0-3		10	0-2	5-7	29-27	34 / 32	16341
30	12/09/2017	Vegas Golden Knights	L	16-13-01	2-5	18,90,14	3	0-3	1-2	39-39	33 / 30	18532+
31	12/11/2017	@ New York Rangers	W**	17-13-01	3-1	6	90	0-3	0-0	45-25	32 / 31	17687+
32	12/13/2017	@ New York Islanders	W	18-13-01	5-2	18,47,40,14,18	40	0-1	1-2	27-34	32 / 41	10316
33	12/15/2017	@ New Jersey Devils	L	18-14-01	2-5	10p,47	11	1-3	4-5	30-26	35 / 32	13171
34	12/16/2017	@ Philadelphia Flyers	O*	18-14-02	1-2	46	53	0-1	4-6	28-30	37 / 30	19477
35	12/19/2017	Washington Capitals	O*	18-14-03	3-4	14p,46,47	65	1-4	3-3	36-28	70 / 30	18112
36	12/21/2017	Chicago Blackhawks	W	19-14-03	4-0	14,21,91p,91	14	1-3	1-1	22-24	30 / 50	18532+
37	12/23/2017	Nashville Predators	W**	20-14-03	4-3	91p,21,10	47	1-4	3-4	28-32	30 / 74	18532+
38	12/27/2017	@ Minnesota Wild	L	20-15-03	2-4	91,13p	64	1-4	2-3	26-31	32 / 30	19107+
39	12/29/2017	St. Louis Blues	W	21-15-03	4-2	13,14,47p,47	47	1-4	4-4	31-37	30 / 34	18532+
40	12/31/2017	San Jose Sharks	W	22-15-03	6-0	3,18,28,91p,17,18	3	1-3	3-3	32-26	30 / 31	18532+

GAME-BY-GAME SUMMARIES

41	01/02/2018	Columbus Blue Jackets	L	22-16-03	1-2	17	28	0-0	1-1	22-26	72 / 30	17235
42	01/04/2018	New Jersey Devils	W	23-16-03	4-3	47,25p,91s,13	13	1-4	3-5	33-42	30 / 35	18114
43	01/06/2018	Edmonton Oilers	W	24-16-03	5-1	47,14,91,13,3	14	0-2	2-3	33-38	30 / 33	18532+
44	01/13/2018	Colorado Avalanche	L	24-17-03	1-4	14	29	0-4	1-1	32-33	45 / 30	18532+
45	01/15/2018	@ Boston Bruins	W*	25-17-03	3-2	28,47,91	91	0-2	4-4	28-32	32 / 35	17565+
46	01/16/2018	@ Detroit Red Wings	W	26-17-03	4-2	12,90p,90p,10	90	2-3	2-2	26-15	30 / 35	19515+
47	01/18/2018	@ Columbus Blue Jackets	O**	26-17-04	1-2	47	9	0-4	2-2	36-26	70 / 30	17574
48	01/20/2018	@ Buffalo Sabres	W	27-17-04	7-1	40,13p,13,14,23,12,18	13	1-2	3-4	32-27	32 / 40	19070+
49	01/23/2018	Florida Panthers	W	28-17-04	6-1	17p,14,47p,13,47,18	14	2-6	5-6	39-34	30 / 29	17987
50	01/25/2018	Toronto Maple Leafs	L	28-18-04	1-4	91	11	0-3	1-2	40-29	35 / 30	18225
51	01/30/2018	Los Angeles Kings	L	28-19-04	0-3		38	0-4	2-3	28-42	35 / 30	17655
52	02/01/2018	@ Arizona Coyotes	W	29-19-04	4-1	17,91p,13,23	91	1-6	6-6	25-18	32 / 31	10998
53	02/03/2018	Minnesota Wild	W	30-19-04	6-1	13p,28,14p,91,47,2	28	2-2	2-2	38-31	32 / 32	18532+
54	02/05/2018	New York Rangers	W	31-19-04	2-1	91,10p	10	1-5	3-3	41-32	30 / 30	17543
55	02/08/2018	@ Chicago Blackhawks	W	32-19-04	4-2	91,28,18,91	18	0-1	3-4	30-39	30 / 31	21422+
56	02/09/2018	Pittsburgh Penguins	W**	33-19-04	4-3	91,3,2	91	0-3	2-2	36-37	32 / 30	18532+
57	02/11/2018	Vancouver Canucks	L	33-20-04	0-6		24	0-1	5-6	30-41	25 / 30	17889
58	02/16/2018	St. Louis Blues	W	34-20-04	2-1	13p,28	28	1-4	4-5	16-29	30 / 34	18532+
59	02/18/2018	@ San Jose Sharks	L	34-21-04	2-5	46,18	89	0-0	2-2	28-28	31 / 30	17562+
60	02/21/2018	@ Anaheim Ducks	L	34-22-04	0-2		47	0-4	2-3	41-17	30 / 30	16609
61	02/22/2018	@ Los Angeles Kings	W	35-22-04	2-0	91,47	91	0-1	2-2	28-18	32 / 32	18230+
62	02/24/2018	Winnipeg Jets	L	35-23-04	3-5	18,91,47	29	0-4	1-2	36-27	34 / 32	18532+
63	02/27/2018	Calgary Flames	W	36-23-04	2-0	17,91p	17	1-6	6-6	26-38	30 / 32	17124
64	03/01/2018	Tampa Bay Lightning	O*	36-23-05	4-5	91p,91,25,13	89	1-3	3-3	35-25	70 / 30	17337
65	03/03/2018	St. Louis Blues	W*	37-23-05	3-2	18,47,14	14	0-1	4-4	34-37	30 / 40	18321
66	03/05/2018	Ottawa Senators	O*	37-23-06	2-3	91p,91	65	1-4	1-2	33-30	41 / 32	17110
67	03/06/2018	@ Nashville Predators	L	37-24-06	0-2		38	0-4	5-5	26-34	35 / 32	17342+
68	03/09/2018	Anaheim Ducks	W	38-24-06	2-1	17p,14p	14	2-2	3-3	37-27	32 / 30	18532+
69	03/11/2018	@ Pittsburgh Penguins	L	38-25-06	1-3	47p	6	1-4	4-5	18-30	1 / 32	18637+
70	03/13/2018	@ Montreal Canadiens	L	38-26-06	2-4	12,14p	11	1-4	2-5	38-26	37 / 32	21302+
71	03/14/2018	@ Toronto Maple Leafs	O**	38-26-07	5-6	14,12,91,40,25	42	0-1	3-1	35-33	35 / 32	18918+
72	03/16/2018	@ Ottawa Senators	O*	38-26-08	2-3	91p,18	68	1-1	3-4	25-25	41 / 30	15642
73	03/18/2018	@ Winnipeg Jets	L	38-27-08	2-4	13,14p	29	1-3	3-4	30-24	37 / 32	15321+
74	03/20/2018	@ Washington Capitals	L	38-28-08	3-4	91p,47,14	74	1-4	2-3	27-32	70 / 32	18506+
75	03/23/2018	Boston Bruins	L	38-29-08	2-3	23,14s	88	0-4	3-3	42-36	40 / 32	18532+
76	03/25/2018	Vancouver Canucks	L	38-30-08	1-4	13s	17	0-3	4-6	31-27	25 / 32	18112
77	03/27/2018	Philadelphia Flyers	W*	39-30-08	3-2	12,25p,47	47	1-2	2-2	23-33	32 / 34	17247
78	03/29/2018	@ Minnesota Wild	L	40-31-08	2-5	14,17	11	0-4	1-3	31-22	40 / 32	19350+
79	03/31/2018	Minnesota Wild	W	40-31-08	4-1	90,3,12s,91	3	0-3	2-3	36-34	32 / 40	18532+
80	04/03/2018	@ San Jose Sharks	W	41-31-08	4-2	14,46,14,14	14	0-1	0-1	23-31	35 / 31	17451
81	04/06/2018	@ Anaheim Ducks	L	41-32-08	3-5	33,12,14	42	0-1	3-4	26-33	30 / 35	17355+
82	04/07/2018	@ Los Angeles Kings	W	42-32-08	4-2	17,14,14,14	14	0-1	3-3	18-36	32 / 32	18230+

PERIOD-BY-PERIOD SUMMARIES

Date	Opp.	Scoring by Period					Shots by Period				Power Plays	Penalties/ Minutes	GW Goal	Goalie (Saves-Shots)	Attn.
		1	2	3	OT	F	1	2	3	OT	F				
10/6	vs. VGK	0	0	2	-	2	10	8	12	-	30	0/7	5-10	J. Neal	M-A Fleury (45/46)
L	DAL	0	1	0	-	1	14	21	11	-	46	1/4	8-16	B. Bishop (19/19)/K. LEHTONEN (9/11)	\$18,532
10/7	@ STL	3	0	1	-	4	9	8	4	-	21	1/2	5-10	J. Edmundson	J. Allen (38/40)
L	DAL	0	0	2	-	2	12	16	12	-	40	1/4	3-6	K. Lehtonen (17/21)	18,858
10/10	vs. DET	0	1	1	-	2	6	9	10	-	25	1/5	4-8	P. Mrazek (29/32)	
W	DAL	2	1	1	-	4	11	16	6	-	33	1/3	5-10	M. Janmark	B. Bishop (23/25)
10/12	@ NSH	0	2	2	-	4	10	10	11	-	31	1/3	2-7	F. Forsberg	P. Rinne (30/31)
L	DAL	1	0	0	-	1	13	10	8	-	31	1/1	4-14	B. Bishop (27/30)	17,113
10/14	vs. COL	0	0	1	-	1	4	8	11	-	23	0/4	7-17	S. Varlamov (33/35)	
W	DAL	0	2	1	-	3	14	14	8	-	36	1/6	5-13	T. Seguin	B. Bishop (22/23)
10/17	vs. ARI	0	1	0	-	1	6	7	15	-	28	0/2	2-7	A. Hill (31/33)	
W	DAL	1	1	1	-	3	12	13	9	-	34	0/1	3-9	D. Hamhuis	B. Bishop (27/28)
10/19	@ ARI	1	1	2	-	4	12	10	9	-	31	0/4	2-4	A. Hill (25/30)	11,225
W	DAL	2	0	3	-	5	9	13	8	-	30	1/2	4-8	T. Seguin	B. Bishop (27/31)
10/21	vs. CAR	0	1	2	-	3	11	14	14	-	39	0/3	2-4	S. Darling (22/26)	
W	DAL	2	2	0	-	4	14	9	3	-	26	0/2	3-6	T. Pitlick	B. Bishop (36/39)
10/24	@ COL	1	3	1	-	5	11	15	7	-	33	0/3	2-6	M. Barberio	S. Varlamov (34/37)
L	DAL	1	1	1	-	3	10	13	14	-	37	0/3	3-6	B. Bishop (14/17)/K. LEHTONEN (14/15)	12,823
10/26	@ EDM	2	1	2	-	5	14	10	11	-	35	0/3	6-15	M. Benning	C. Talbot (28/32)
L	DAL	1	2	1	-	4	12	14	6	-	32	3/5	4-11	B. Bishop (30/35)	18,347
10/27	@ CGY	0	1	0	-	1	11	11	8	-	30	0/2	4-8	M. Smith (22/24)	
W	DAL	0	1	1	-	2	8	9	7	-	24	2/3	3-6	A. Radulov	K. Lehtonen (29/30)
10/30	@ VAN	0	0	1	0	1	16	11	11	1	39	1/4	5-10	J. Markstrom (27/29)	17,109
W*	DAL	0	1	0	1	2	9	10	7	3	29	1/5	4-8	A. Radulov (OT)	B. Bishop (38/39)
11/2	@ WPG	3	0	2	-	5	12	9	6	-	27	2/3	3-12	T. Myers	C. Hellebuyck (21/23)
L	DAL	1	1	0	-	2	9	9	5	-	23	0/0	6-18	B. Bishop (22/26)	15,321
11/4	vs. BUF	0	1	0	-	1	8	11	9	-	28	0/4	2-4	R. LEHNER (4/7)/C. Johnson (13/15)	
W	DAL	4	1	0	-	5	9	4	9	-	22	1/1	5-10	R. Faksa	K. Lehtonen (27/28)
11/6	vs. WPG	3	0	1	-	4	13	7	6	-	26	1/3	4-8	P. Laine	C. Hellebuyck (33/34)
L	DAL	0	1	0	-	1	11	14	9	-	34	1/4	3-6	B. Bishop (22/25)	17,895
11/10	vs. NYI	0	0	0	-	0	4	6	4	-	14	0/4	4-8	J. Halak (24/29)	
W	DAL	3	2	0	-	5	13	10	6	-	29	1/4	4-8	J. Klingberg	B. Bishop (14/14)
11/13	@ CAR	1	0	4	-	5	9	10	9	-	28	1/4	3-6	T. Teravainen	S. Darling (25/26)
L	DAL	0	1	0	-	1	9	6	11	-	26	1/3	4-8	B. Bishop (23/28)	7,968
11/14	@ FLA	2	0	1	1	4	9	4	16	0	29	2/5	4-11	V. Trocheck (SO)	R. Luongo (40/43)
L**	DAL	1	2	0	0	3	10	18	11	4	43	0/2	7-17	K. Lehtonen (26/29)	10,928
11/16	@ TB	0	3	3	-	6	13	8	7	-	28	1/4	4-11	M. Sergachev	A. Vasilevskiy (27/28)
L	DAL	0	1	0	-	1	6	15	7	-	28	0/3	5-10	B. Bishop (22/28)	19,092
11/18	vs. EDM	2	1	0	-	3	10	8	12	-	30	1/3	12-38	C. Talbot (15/21)	
W	DAL	2	2	2	-	6	10	6	5	-	21	1/6	9-32	R. Faksa	K. Lehtonen (9/12)/B. BISHOP (18/18)
11/21	vs. MTL	0	1	0	-	1	7	14	9	-	30	1/5	4-8	C. Lindgren (26/28)	18,312
W	DAL	0	2	1	-	3	9	15	5	-	29	0/3	6-12	J. Spezza	B. Bishop (29/30)
11/22	@ COL	0	2	1	-	3	14	12	6	-	32	0/3	2-4	E. Johnson	J. Bernier (28/28)
L	DAL	0	0	0	-	0	9	7	12	-	28	0/2	3-6	B. Bishop (29/32)	14,874
11/24	vs. CGY	0	3	1	-	4	12	14	12	-	38	1/3	5-10	M. Smith (35/40)	
W	DAL	1	2	3	-	6	13	18	10	-	41	0/4	4-8	T. Seguin	B. Bishop (34/38)
11/28	@ VGK	0	0	0	-	0	15	8	11	-	34	0/2	4-8	M. Subban (27/30)	\$18,532
W	DAL	0	3	0	-	3	10	11	9	-	30	0/3	3-6	R. Faksa	B. Bishop (34/34)
11/30	@ CHI	1	1	1	0	3	7	3	12	0	22	1/7	3-6	C. Crawford (31/35)	21,589
W*	DAL	2	1	0	1	4	15	6	13	1	35	0/3	6-14	M. Janmark (OT)	B. Bishop (19/22)
12/2	vs. CHI	1	1	0	0	2	11	12	9	2	34	0/3	6-12	A. Forsberg (33/35)	
W**	DAL	1	1	0	1	3	11	15	5	4	35	1/5	4-8	A. Radulov (SO)	B. Bishop (32/34)
12/3	@ COL	0	2	0	-	2	11	8	8	-	27	0/3	4-8	J. BERNIER (5/9)/S. Varlamov (16/18)	13,194
W	DAL	2	2	3	-	7	5	12	11	-	28	0/4	3-6	J. Spezza	K. Lehtonen (25/27)
12/5	vs. NSH	1	4	0	-	5	12	13	7	-	32	2/3	5-16	P. Aberg	J. Saros (43/45)
L	DAL	0	0	2	-	2	20	21	14	-	45	0/2	6-18	B. BISHOP (12/15)/K. Lehtonen (15/17)	18,023
12/7	@ STL	1	0	2	-	3	10	6	11	-	27	2/7	2-4	B. Schenn	J. Allen (29/29)
L	DAL	0	0	0	-	0	5	12	12	-	29	0/2	7-14	K. Lehtonen (24/26)	16,341
12/9	vs. VGK	1	3	1	-	5	14	15	10	-	39	1/2	3-6	B. McNabb	M. Lagace (36/39)
L	DAL	1	1	1	-	3	15	8	16	-	39	0/3	2-4	B. Bishop (34/38)	\$18,532
12/11	@ NYR	0	0	1	0	1	5	5	9	6	25	0/0	3-6	O. Pavelec (44/45)	17,667
W**	DAL	0	1	0	1	2	16	17	8	4	45	0/3	0-0	J. Spezza (SO)	K. Lehtonen (24/25)
12/13	@ NYI	0	0	2	-	2	15	5	14	-	34	1/2	2-4	J. HALAK (16/20)/T. Greiss (6/7)	10,316
W	DAL	2	2	1	-	5	14	10	3	-	27	0/1	3-6	R. Elie	K. Lehtonen (32/34)
12/15	@ NJ	2	1	2	-	5	9	9	8	-	26	1/5	5-18	B. Boyle	C. Schneider (28/30)
L	DAL	1	1	0	-	2	12	5	13	-	30	1/3	6-22	K. Lehtonen (21/25)	13,171
12/17	@ PHI	0	1	0	1	2	9	10	7	4	30	2/6	3-6	S. Gostisbehere (OT)	B. Elliott (27/28)
L*	DAL	1	0	0	0	1	11	6	7	4	28	0/1	7-14	B. Bishop (28/30)	19,477
12/19	vs. WSH	1	1	1	1	4	9	5	12	2	28	0/3	7-14	A. Burakovsky (OT)	B. Holtby (33/36)
L*	DAL	1	1	1	0	3	11	14	10	1	36	1/4	6-12	B. Bishop (24/28)	18,112
12/21	vs. CHI	0	0	0	-	0	11	6	7	-	24	0/1	4-8	C. Crawford (18/22)	
W	DAL	1	3	0	-	4	7	9	6	-	22	1/3	2-4	J. Benn	B. Bishop (24/24)
12/23	vs. NSH	2	0	1	0	3	8	8	11	5	32	1/4	4-8	J. Saros (25/28)	\$18,532
W**	DAL	1	2	0	1	4	10	13	4	1	28	1/4	4-8	A. Radulov (SO)	B. Bishop (29/32)

PERIOD-BY-PERIOD SUMMARIES

Date	Opp.	Scoring by Period					Shots by Period					Power Plays	Penalties/ Minutes	GW Goal	Goalie (Saves-Shots)	Attn.
		1	2	3	OT	F	1	2	3	OT	F					
12/23	vs. NSH	2	0	1	0	3	8	8	11	5	32	1/4	4-8		J. Saros (25/28)	
W**	DAL	1	2	0	1	4	10	13	4	1	28	1/4	4-8	A. Radulov (SO)	B. Bishop (29/32)	\$18,532
12/27	@ MIN	1	2	1	-	4	10	10	11	-	31	1/3	4-8	M. Granlund	A. Stalock (24/26)	19,107
L	DAL	1	1	0	-	2	11	9	6	-	26	1/4	3-6		B. Bishop (27/30)	
12/29	vs. STL	0	0	2	-	2	15	15	7	-	37	0/4	6-20		J. ALLEN (25/28)/C. Hutton (2/2)	
W	DAL	0	1	3	-	4	12	8	11	-	31	1/4	5-10	A. Radulov	B. Bishop (35/37)	\$18,532
12/31	vs. SJ	0	0	0	-	0	5	12	9	-	26	0/3	4-8	M. JONES (18/22)/A. Dell (8/10)		
W	DAL	2	2	2	-	6	17	5	10	-	32	1/3	5-18	J. Klingberg	B. Bishop (26/26)	\$18,532
1/2	vs. CBJ	0	0	2	-	2	8	9	9	-	26	0/1	0-0	O. Bjorkstrand	S. Bobrovsky (21/22)	
L	DAL	0	0	1	-	1	7	7	8	-	22	0/0	1-2		B. Bishop (24/26)	17,235
1/4	vs. NJ	1	1	1	-	3	16	13	13	-	42	2/5	4-8		C. Schneider (29/33)	
W	DAL	0	3	1	-	4	14	12	7	-	33	1/4	5-10	M. Janmark	B. Bishop (39/42)	18,114
1/6	vs. EDM	0	0	1	-	1	14	16	8	-	38	1/3	3-6		C. TALBOT (15/19)/A. Montoya (13/14)	
W	DAL	3	1	1	-	5	11	9	13	-	33	0/2	4-8	J. Benn	B. Bishop (37/38)	\$18,532
1/13	vs. COL	1	0	3	-	4	6	9	8	-	23	0/1	5-10	N. MacKinnon	J. Bernier (27/28)	
L	DAL	0	1	0	-	1	9	5	14	-	28	0/4	2-4		B. Bishop (19/22)	\$18,532
1/15	@ BOS	0	1	1	0	2	10	13	9	0	32	0/4	2-4		A. Khudobin (29/32)	17,565
W*	DAL	0	2	0	1	3	12	10	8	2	32	0/2	4-8	T. Seguin (OT)	K. Lehtonen (30/32)	
1/16	@ DET	1	1	0	-	2	6	4	5	-	15	0/2	4-11	J. Howard (22/26)		19,515
W	DAL	2	1	1	-	4	10	13	3	-	26	2/3	4-11	J. Spezza	B. Bishop (13/15)	
1/18	@ CBJ	1	0	0	1	2	11	6	8	1	26	0/2	5-10	A. Panarin (SO)	J. Korpisalo (35/36)	17,574
L**	DAL	0	0	1	0	1	7	13	12	4	36	0/4	3-6		B. Bishop (25/26)	
1/20	@ BUF	0	1	0	-	1	10	10	7	-	27	1/4	4-11		R. LEHNER (15/19)/C. Johnson (10/13)	19,070
W	DAL	2	4	1	-	7	13	12	7	-	32	1/2	6-15	M. Janmark	K. Lehtonen (26/27)	
1/23	vs. FLA	0	1	0	-	1	9	12	13	-	34	1/6	17-84		J. Reimer (3/3)/H. SATERI (30/36)	
W	DAL	1	2	3	-	6	12	12	15	-	39	2/6	14-54	J. Benn	B. Bishop (33/34)	17,987
1/25	vs. TOR	1	2	1	-	4	8	15	6	-	29	1/2	4-11	Z. Hyman	C. McElhinney (39/40)	
L	DAL	0	1	0	-	1	8	15	17	-	40	0/3	3-9		B. Bishop (25/29)	18,225
1/30	vs. LA	1	1	1	-	3	12	15	15	-	42	1/3	4-8	P. Ladue	D. Kuemper (28/28)	
L	DAL	0	0	0	-	0	8	12	8	-	28	0/4	3-6		B. Bishop (39/42)	17,655
2/1	@ ARI	1	0	0	-	1	6	4	8	-	18	0/6	7-14	S. Wedgewood (21/24)		10,998
W	DAL	0	3	1	-	4	5	17	3	-	25	1/6	6-14	T. Seguin	K. Lehtonen (17/18)	
2/3	vs. MIN	0	0	1	-	1	10	15	6	-	31	0/2	2-4	A. STALOCK (25/29)/D. Dubnyk (7/9)		
W	DAL	0	4	2	-	6	9	20	9	-	38	2/2	2-4	J. Benn	K. Lehtonen (30/31)	\$18,532
2/5	vs. NYR	1	0	0	-	1	9	12	11	-	32	0/3	5-10		H. Lundqvist (39/41)	
W	DAL	0	1	1	-	2	21	13	7	-	41	1/5	3-6	M. Hanzal	B. Bishop (31/32)	17,543
2/8	@ CHI	1	1	0	-	2	12	17	10	-	39	1/4	1-2	A. Forsberg (26/29)		21,422
W	DAL	0	3	1	-	4	14	9	7	-	30	0/1	4-8	T. Pitlick	B. Bishop (37/39)	
2/9	vs. PIT	2	0	1	0	3	13	7	15	2	37	0/2	4-8		M. Murray (33/36)	
W**	DAL	1	0	2	1	4	9	12	10	5	36	0/3	3-6	T. Seguin (SO)	K. Lehtonen (34/37)	\$18,532
2/11	vs. VAN	3	2	1	-	6	16	17	8	-	41	1/6	1-2	R. Boucher	J. Markstrom (30/30)	
L	DAL	0	0	0	-	0	6	11	13	-	30	0/1	6-12		B. BISHOP (16/20)/K. Lehtonen (19/21)	17,889
2/16	vs. STL	0	0	1	-	1	8	12	9	-	29	1/5	5-13	J. Allen (14/16)		
W	DAL	0	1	1	-	2	3	7	6	-	16	1/4	7-17	S. Johns	B. Bishop (28/29)	\$18,532
2/18	@ SJ	4	1	0	-	5	6	14	8	-	28	0/2	0-0	M. Boedker	M. Jones (26/28)	17,562
L	DAL	0	0	2	-	2	11	5	12	-	28	0/0	2-4		B. BISHOP (15/5)/K. Lehtonen (22/23)	
2/21	@ ANA	1	0	1	-	2	4	8	5	-	17	1/3	6-15	H. Lindholm	R. Miller (41/41)	16,609
L	DAL	0	0	0	-	0	10	7	24	-	41	0/4	4-11		B. Bishop (15/17)	
2/22	@ LA	0	0	0	-	0	8	5	5	-	18	0/2	1-2		J. Quick (26/27)	18,230
W	DAL	0	0	2	-	2	2	13	13	-	28	0/1	2-4	T. Seguin	K. Lehtonen (18/18)	
2/24	vs. WPG	0	5	0	-	5	13	9	5	-	27	1/2	4-8	P. Laine	M. Hutchinson (33/36)	
L	DAL	1	1	1	-	3	11	9	16	-	36	0/4	2-4		K. LEHTONEN (17/21)/B. Bishop (5/6)	\$18,532
2/27	vs. CGY	0	0	0	-	0	8	17	13	-	38	0/6	7-14		J. Gillies (24/26)	
W	DAL	1	1	0	-	2	10	8	8	0	26	1/6	7-14	D. Shore	B. Bishop (38/38)	17,124
3/1	vs. TB	1	3	0	1	5	6	13	3	3	25	0/3	3-6	C. Conacher (OT)	L. Domingue (31/35)	
L*	DAL	1	1	2	0	4	13	6	14	2	35	1/3	3-6		B. Bishop (20/25)	17,337
3/3	vs. STL	0	1	1	0	2	9	15	13	0	37	0/4	4-19		C. Hutton (31/34)	
W*	DAL	0	1	1	1	3	6	14	11	3	34	0/1	7-25	J. Benn (OT)	B. Bishop (35/37)	18,321
3/5	vs. OTT	0	1	1	1	3	12	8	9	1	30	1/2	4-8	E. Karlsson	C. Anderson (31/33)	
L*	DAL	1	0	1	0	2	8	15	10	0	33	1/4	2-4		B. Bishop (12/12)/K. LEHTONEN (15/18)	17,110
3/6	@ NSH	0	0	2	-	2	9	14	11	-	34	0/5	5-10	R. Hartman	P. Rinne (26/26)	17,342
L	DAL	0	0	0	-	0	9	7	10	-	26	0/4	6-12		K. Lehtonen (32/33)	
3/9	vs. ANA	1	0	0	-	1	10	5	12	-	27	0/3	2-4		R. Miller (35/37)	
W	DAL	0	0	2	-	2	9	17	11	-	37	2/2	3-6	J. Benn	K. Lehtonen (26/27)	\$18,532
3/11	@ PIT	2	0	1	-	3	11	13	6	-	30	1/5	4-8	J. Oleksiak	C. DeSmith (17/18)	18,637
L	DAL	0	1	0	-	1	8	6	4	-	18	1/4	5-10		K. Lehtonen (27/29)	
3/13	@ MTL	1	2	1	-	4	8	11	7	-	26	3/5	7-20	B. Gallagher	A. Niemi (36/38)	21,302
L	DAL	1	1	0	-	2	15	7	16	-	38	1/4	7-22		K. Lehtonen (22/26)	
3/14	@ TOR	2	0	3	1	6	11	4	15	3	33	1/1	2-4	T. Bozak (SO)	F. Andersen (17/20)/C. McELHINNEY (13/15)	18,918
L**	DAL	2	2	1	0	5	9	16	3	7	35	0/1	2-4		K. Lehtonen (28/33)	
3/16	@ OTT	0	0	2	1	3	6	6	11	2	25	1/4	2-7	M. Hoffman (OT)	C. Anderson (23/25)	15,842
L*	DAL	1	0	1	0	2	9	7	7	2	25	1/1	4-13		B. Bishop (22/25)	
3/18	@ WPG	1	2	1	-	4	8	7	9	-	24	1/4	3-6	P. Laine	C. Hellebuyck (28/30)	15,321
L	DAL	0	2	0	-	2	14	8	8	-	30	1/3	4-8		B. Bishop (3/3)/K. LEHTONEN (17/20)	

PERIOD-BY-PERIOD SUMMARIES

Date	Opp.	Scoring by Period					Shots by Period					Power Plays	Penalties/ Minutes	GW Goal	Goalie (Saves-Shots)	Attn.
		1	2	3	OT	F	1	2	3	OT	F					
3/20	@ WSH	0	3	1	-	4	5	16	11	-	32	1/3	5-10	J. Carlson	B. Holtby (24/27)	18,506
L	DAL	1	2	0	-	3	4	13	10	-	27	1/4	4-8		K. Lehtonen (28/32)	
3/23	vs. BOS	0	0	3	-	3	10	16	10	-	36	0/3	4-8	D. Pastrnak	T. Rask (40/42)	\$18,532
L	DAL	1	1	0	-	2	17	13	12	-	42	0/4	3-6		K. Lehtonen (33/36)	
3/25	vs. VAN	1	1	2	-	4	11	8	8	-	27	2/6	3-6	N. Dowd	J. Markstrom (30/31)	18,112
L	DAL	1	0	0	-	1	11	11	9	-	31	0/3	6-12		K. Lehtonen (23/26)	
3/27	vs. PHI	1	1	0	0	2	11	8	14	0	33	0/2	3-6		P. Mrazek (20/23)	17,247
W*	DAL	1	1	0	1	3	10	5	6	2	23	1/2	3-6	A. Radulov (OT)	K. Lehtonen (31/33)	
3/29	@ MIN	1	3	1	-	5	7	11	4	-	22	2/3	4-10	Z. Parise	D. Dubnyk (29/31)	19,350
L	DAL	1	1	0	-	2	7	11	13	-	31	0/4	4-8		K. Lehtonen (17/21)	
3/31	vs. MIN	0	0	1	-	1	10	11	13	-	34	1/3	3-6		D. Dubnyk (32/35)	\$18,532
W	DAL	1	1	2	-	4	13	15	8	-	36	0/3	3-6	J. Klingberg	K. Lehtonen (33/34)	
4/3	@ SJ	2	0	0	-	2	18	12	1	-	31	1/1	1-2		M. Jones (19/22)	17,451
W	DAL	0	1	3	-	4	5	6	12	-	23	0/1	1-2	J. Benn	K. Lehtonen (12/14)/M. McKenna (17/17)	
4/6	@ ANA	3	1	1	-	5	13	15	5	-	33	1/4	1-2	J. Manson	R. Miller (23/26)	17,355
L	DAL	1	1	1	-	3	7	5	14	-	26	0/1	4-8		M. McKenna (28/33)	
4/7	@ LA	0	2	0	-	2	8	18	10	-	36	0/3	1-2		J. Quick (14/18)	18,230
W	DAL	4	0	0	-	4	10	2	6	0	18	0/1	3-6	J. Benn	K. Lehtonen (34/36)	



FRANCHISE RECORDS SET IN 2017-18

TEAM STREAKS

CONSECUTIVE OT GAMES PLAYED IN

Dallas Home: 3, many times, last: March 1-5, 2018

CONSECUTIVE GAMES SCORING A SHORTHANDED GOAL

Dallas Road: 2, many times, last: Nov. 30 - Dec. 3, 2017

TEAM RECORDS - GAME

MOST PENALTY SHOTS AGAINST

Dallas Overall: 1, many times, last: Feb. 24, 2018 vs. WPG (P. Laine, No Goal)

Dallas Home: 1, many times, last: Feb. 24, 2018 vs. WPG (P. Laine, No Goal)

Dallas Road: 1, many times, last: Nov. 2, 2017 at WPG (K. Connor, No Goal)

MOST PENALTY SHOTS, COMBINED

Dallas Overall: 1, many times, last: Feb. 24, 2018 vs. WPG (P. Laine, No Goal)

Dallas Home: 1, many times, last: Feb. 24, 2018 vs. WPG (P. Laine, No Goal)

Dallas Road: 1, many times, last: Nov. 2, 2017 at WPG (K. Connor, No Goal)

MOST BLOCKS

Dallas Overall: 32, Feb. 22, 2018 at Los Angeles [2-0 DAL]

Dallas Road: 32, Feb. 22, 2018 at Los Angeles [2-0 DAL]

TEAM RECORDS - PERIOD

SHOTS-ON-GOAL FOR

Dallas Road: 24, Feb. 21, 2018 @ ANA, 3rd pd [2-0 ANA]

MOST SAVES AGAINST

Dallas Road: 24, Feb. 21, 2018 @ ANA [1, 0-2] 3rd pd

FATEST GOAL - TEAM

AFTER OPENING FACEOFF

Home

For: 10 secs., Feb. 24, 2018 vs. WPG (T. Pittlick)

PLAYER RECORDS - GAME

MOST SHORTHANDED GOALS

Dallas Overall: 1, many times, last: Radek Faksa, March 31, 2018 vs. MIN (W, 4-1)

MOST SHOTS, GOAL BY AN OPPONENT

Dallas Home: 11 (3X), last: Dustin Brown, LAK, Jan. 30, 2018

PLAYER RECORDS - PERIOD

MOST GOALS

Dallas Overall: 3 (5X), last: Jamie Benn, April 7, 2018 vs. LAK (1st)

Dallas Road: 3 (3X), last: Jamie Benn, April 7, 2018 vs. LAK (1st)

MOST ASSISTS

Dallas Overall: 3, many times, last: Alexander Radulov, April 7, 2018 vs. LAK (1st)

Dallas Road: 3, many times, last: Alexander Radulov, April 7, 2018 vs. LAK (1st)

MOST SHORTHANDED GOALS

Dallas Home: 1, many times, last: Radek Faksa, March 31, 2018 vs. MIN (W, 4-1)

MOST GOALS BY AN OPPONENT

Dallas Overall: 3, many times, last: Teuvo Teravainen, Nov. 13, 2017 @ CAR (3rd)

Dallas Road: 3, Teuvo Teravainen, Nov. 13, 2017 @ CAR (3rd)

MOST ASSISTS BY AN OPPONENT

Dallas Home: 3, many times, last: Dustin Byfuglien, Feb. 24, 2018 vs. WPG (2nd)

GOALTENDER RECORDS - PERIOD

GOALTENDER: MOST SAVES BY AN OPPONENT

Dallas Overall: 24, Ryan Miller, ANA, Feb. 21, 2018 (3rd)

Dallas Road: 24, Ryan Miller, ANA, Feb. 21, 2018 (3rd)

DALLAS ONLY RECORDS SET IN 2017-18

TEAM STREAKS

LONGEST WINLESS STREAK

Dallas Overall: 8, March 11 - 25, 2018 (0-6-2)

CONSECUTIVE OT GAMES PLAYED IN

Dallas Home: 3, many times, last: March 1-5, 2018

CONSECUTIVE GAMES SCORING A SHORTHANDED GOAL

Dallas Overall: 2, many times, last: March 23-25, 2018

Dallas Home: 2, many times, last: March 23-25, 2018

Dallas Road: 2, many times, last: Nov. 30 - Dec. 3, 2017

TEAM RECORDS - GAME

MARGIN OF VICTORY

Dallas Road: 6 (4X), last: Jan. 20, 2018 @ BUF (W, 7-1)

MOST PENALTY SHOTS FOR

Dallas Overall: 1, many times, last: Nov. 30, 2017 @ CHI

(R. Faksa, Goal)

Dallas Road: 1, many times, last: Nov. 30, 2017 @ CHI

(R. Faksa, Goal)

MOST PENALTY SHOTS AGAINST

Dallas Overall: 1, many times, last: Feb. 24, 2018 vs. WPG

(P. Laine, No Goal)

Dallas Home: 1, many times, last: Feb. 24, 2018 vs. WPG

(P. Laine, No Goal)

Dallas Road: 1, many times, last: Nov. 2, 2017 at WPG

(K. Connor, No Goal)

MOST PENALTY SHOTS, COMBINED

Dallas Overall: 1, many times, last: Feb. 24, 2018 vs. WPG

(P. Laine, No Goal)

Dallas Home: 1, many times, last: Feb. 24, 2018 vs. WPG

(P. Laine, No Goal)

Dallas Road: 1, many times, last: Nov. 2, 2017 @ WPG

(K. Connor, No Goal)

MOST BLOCKS

Dallas Overall: 32, Feb. 22, 2018 @ LAK [2-0 DAL]

Dallas Road: 32, Feb. 22, 2018 @ LAK [2-0 DAL]

TEAM RECORDS - PERIOD

MOST GOALS AGAINST

Dallas Home: 5 (3X), last: Feb. 24, 2018 vs. WPG, 2nd pd

SHOTS-ON-GOAL FOR

Dallas Road: 24, Feb. 21, 2018 @ ANA, 3rd pd [2-0 ANA]

MOST SAVES AGAINST

Dallas Road: 24, Feb. 21, 2018 @ ANA [L, 0-2] 3rd pd

MOST ASSISTS AGAINST

Dallas Home: 8 (3X), last: Feb. 24, 2018 vs WPG (L, 3-5), 2nd pd

MOST POINTS AGAINST

Dallas Home: 13, Feb. 24, 2018 vs WPG (L, 3-5), 2nd pd [5G-8A]

MOST CONSECUTIVE GOALS AGAINST

Dallas Home: 5, Feb. 24, 2018 vs. WPG (L, 3-5), 2nd

FATEST GOAL - TEAM

AFTER OPENING FACEOFF

Home

For: 10 secs., Feb. 24, 2018 vs. WPG (T. Pitlick)

ALL-TIME GOALTENDER

MOST GOALS ALLOWED

Dallas Home: 556, Kari Lehtonen

PLAYER RECORDS - GAME

MOST POWER PLAY GOALS

Dallas Road: 2, many times, last: Jason Spezza, Jan. 16, 2018 @ DET (W, 4-2)

MOST SHORTHANDED GOALS

Dallas Overall: 1, many times, last: Radek Faksa, March 31, 2018

vs. MIN (W, 4-1)

Dallas Home: 1, many times, last: Radek Faksa, March 31, 2018

vs. MIN (W, 4-1)

Dallas Road: 1, many times, last: Devin Shore, Dec. 3, 2017

@ COL (W, 7-2)

MOST SHOTS, GOAL

Dallas Overall: 11 (5X), last: Jamie Benn, Nov. 6, 2017

vs. WPG (L, 1-4)

Dallas Home: 11 (3X), last: Jamie Benn, Nov. 6, 2017

vs. WPG (L, 1-4)

MOST GOALS BY AN OPPONENT

Dallas Road: 3 (26X), last: J. Van Riemsdyk, March 14, 2018

@ TOR (0, 5-6)

MOST ASSISTS BY AN OPPONENT

Dallas Overall: 4 (13X), last: Jordan Staal, Nov. 13, 2017 @ CAR

Dallas Home: 4 (5X), last: Blake Wheeler, Nov. 6, 2017 vs. WPG

Dallas Road: 4 (8X), last: Jordan Staal, Nov. 13, 2017 @ CAR

MOST SHORTHANDED GOALS BY AN OPPONENT

Dallas Road: 1, many times, last: Mikael Granlund, March 29, 2018

@ MIN (L, 2-5)

MOST SHOTS, GOAL BY AN OPPONENT

Dallas Home: 11 (3X), last: Dustin Brown, LAK, Jan. 30, 2018

PLAYER RECORDS - PERIOD

MOST GOALS

Dallas Overall: 3 (5X), last: Jamie Benn, April 7, 2018 vs. LAK (1st)

Dallas Road: 3 (3X), last: Jamie Benn, April 7, 2018 vs. LAK (1st)

MOST ASSISTS

Dallas Overall: 3, many times, last: Alexander Radulov, April 7, 2018

vs. LAK (1st)

Dallas Road: 3, many times, last: Alexander Radulov, April 7, 2018

vs. LAK (1st)

MOST POINTS

Dallas Road: 3, many times, last: Alexander Radulov, April 7, 2018

@ LAK (1st)

MOST SHORTHANDED GOALS

Dallas Overall: 1, many times, last: Radek Faksa, March 31, 2018

vs. MIN (W, 4-1)

Dallas Home: 1, many times, last: Radek Faksa, March 31, 2018

vs. MIN (W, 4-1)

Dallas Road: 1, many times, last: Devin Shore, Dec. 3, 2017

@ COL (W, 7-2)

DALLAS ONLY RECORDS SET IN 2017-18

MOST GOALS BY AN OPPONENT

Dallas Overall: 3, many times, last: Teuvo Teravainen, Nov. 13, 2017
@ CAR (3rd)
Dallas Road: 3, Teuvo Teravainen, Nov. 13, 2017
@ CAR (3rd)

MOST ASSISTS BY AN OPPONENT

Dallas Overall: 3, many times, last: Matt Dumba, March 29, 2018
@ MIN (2nd)
Dallas Home: 3, many times, last: Dustin Byfuglien, Feb. 24, 2018
vs. WPG (2nd)
Dallas Road: 3, many times, last: Matt Dumba, March 29, 2018
@ MIN (2nd)

MOST POINTS BY AN OPPONENT

Dallas Home: 3, many times, last: Brad Marchand, Boston,
March 23, 2018 (3rd)

MOST POWER PLAY GOALS BY AN OPPONENT

Dallas Overall: 2, many times, last: Jonathan Huberdeau, @ FLA
Nov. 14, 2017 (0, 3-4) 1st
Dallas Road: 2 (4X), last: Jonathan Huberdeau, @ FLA
Nov. 14, 2017 (0, 3-4) 1st

MOST SHORTHANDED GOALS BY AN OPPONENT

Dallas Road: 1, many times, last: Mikael Granlund, at MIN
March 29, 2018 (1st)


GOALTENDER RECORDS - PERIOD

MOST GOALS ALLOWED

Dallas Home: 4, many times, last: Kari Lehtonen, Feb. 24, 2018
vs. WPG (2nd)

GOALTENDER: MOST SAVES BY AN OPPONENT

Dallas Overall: 24, Ryan Miller, ANA, Feb. 21, 2018 (3rd)
Dallas Road: 24, Ryan Miller, ANA, Feb. 21, 2018 (3rd)



SEASON HIGHS AND LOWS

GOALS	DATE
Most, Game	7 (2X), last: 1/20/18 at Buffalo (7-1 W)
Fewest, Game	0 (5X), last: 3/6/18 at Nashville (0-2 L)
Most Allowed	6 (3X), last: 3/14/18 at Montreal (5-6 0**)
Fewest Allowed	0 (6X), last: 2/27/18 vs. Calgary (2-0 W)
Most, Period	4 (4X), last: 4/7/18 at Los Angeles (4-2 W), 1st Pd.
Most Allowed, Period	5, 2/24/17 vs. Winnipeg (3-5 L), 2nd Pd.

SHOTS	DATE
Most, Game	46, 10/6/17 vs. Vegas (1-2 L)
Fewest, Game	16, 2/16/18 vs. St. Louis (2-1 W)
Most Faced, Game	42 (2X), last: 1/30/18 vs. Los Angeles (0-3 L)
Fewest Faced, Game	14, 11/10/17 vs. NY Islanders (5-0 W)
Most, Period	24, 2/21/18 at Anaheim (0-2 L), 3rd Pd.
Fewest, Period	2 (2X), last: 4/7/18 at Los Angeles (4-2 W), 2nd Pd.
Most Faced, Period	17 (3X), last: 2/27/18 vs. Calgary (2-0 W), 2nd Pd.
Fewest Faced, Period	1, 4/3/18 at San Jose (4-2 W), 3rd Pd.

SPECIAL TEAMS	DATE
Most PPG, Game	3, 10/26/17 at Edmonton (4-5 L)
Most PPG Allowed, Game	3, 3/13/18 at Montreal (2-4 L)
Most SHG, Game	1 (7X), last: 3/31/18 vs. Minnesota (4-1 W)
Most SHG Allowed, Game	1 (10X), last: 3/29/18 at Minnesota (2-5 L)
Most Penalties For, Game	14, 1/23/18 vs. Florida (6-1 W)
Most Penalties by Opp., Game	17, 1/23/18 vs. Florida (6-1 W)
Fewest Penalties For, Game	0, 12/11/17 at NY Rangers (2-1 W**)
Fewest Penalties by Opp., Game	0 (2X), last: 2/18/18 at San Jose (2-5 L)
Most PIM, Game	54, 1/23/18 vs. Florida (6-1 W)
Fewest PIM, Game	0, 12/11/17 at NY Rangers (2-1 W**)

RTSS STATS	DATE
Hits, Game	41, 2/22/18 at Los Angeles (2-0 W)
Blocked Shots, Game	32, 2/8/18 at Chicago (4-2 W)
Takeaways, Game	14, 10/10/17 vs. Detroit (4-2 W)

OVERALL STREAKS	DATE
Longest Winning	5 games (2X), last: 2/1/18 - 2/9/18 (5-0-0)
Longest Unbeaten	5 games (2X), last: 2/1/18 - 2/9/18 (5-0-0)
Most Games Recording a Point	5 games (3X), last: 2/1/18 - 2/9/18 (5-0-0)
Longest Losing in Regulation	4 games: 3/18/18 - 3/25/18
Longest Winless	8 games: 3/11/18 - 3/25/18

STARS INDIVIDUAL	DATE
Most Points, Game	3 (25X), last: J. Benn/A Radulov, 4/7/18 at Los Angeles (4-2 W)
Most Goals, Game	3 (4X), last: J. Benn, 4/7/18 at Los Angeles (4-2 W)
Most Assists, Game	3 (5X), last: A. Radulov, 4/7/18 at Los Angeles (4-2 W)
Most Saves, Game	39 (2X), last: B. Bishop, 1/30/18 vs. Los Angeles (0-3 L)
Most Shots, Game	11, J. Benn, 11/6/17 vs. Winnipeg (1-4 L)
Most Hits, Game	10, S. Johns, 2/1/18 at Arizona (4-1 W)
Most Blocked Shots, Game	8, G. Pateryn, 3/23/18 vs. Boston (2-3 L)
Most Takeaways, Game	4 (2X), last: M. Janmark, 2/8/18 at Chicago (4-2 W)
Most PIM, Game	17, A. Roussel, 3/3/18 vs. St. Louis (3-2 W*)

OPPONENTS INDIVIDUAL	DATE
Most Points, Game	4 (2X), last: M. Dumba, 3/29/18 at Minnesota (2-5 L)
Most Goals, Game	3 (4X), last: J. Van Riemsdyk at Toronto (5-6 0**)
Most Assists, Game	4, B. Wheeler, 11/6/17 vs. Winnipeg (1-4 L)
Most Saves, Game	45, M. Fleury, 10/6/17 vs. Vegas (1-2 L)

STATISTICAL BREAKDOWN

OVERALL RECORD	42-32-8
HOME RECORD	26-12-3
ROAD RECORD	16-20-5
LAST 5 GAMES	3-2-0
LAST 10 GAMES	4-6-0
1-GOAL GAMES:	16-5-8
2-GOAL GAMES	12-11
3-GOAL GAMES	14-16
SCORING FIRST	30-11-3
OPPONENT SCORING FIRST	12-21-5
LEADING AFTER 1 PERIOD	19-4-3
TRAILING AFTER 1 PERIOD	8-17-2
TIED AFTER 1 PERIOD	15-11-3
LEADING AFTER 2 PERIODS	31-2-3
TRAILING AFTER 2 PERIODS	3-24-2
TIED AFTER 2 PERIODS	8-6-3
OT RECORD:	5-5
SHOOTOUT RECORD	4-3

GOALS BY PERIOD

	1	2	3	OT	T	AVG
Dallas Stars:	66	94	66	5	231	2.82 avg. (T-18th NHL)
Opponents:	64	75	78	5	222	2.71 avg. (T-25th NHL)

SHOTS BY PERIOD

	1	2	3	OT	T	AVG
Dallas Stars:	845	896	771	49	2561	31.2 avg. (T-20th NHL)
Opponents:	813	844	758	32	2447	29.8 avg. (28th NHL)

SITUATIONAL GOALS FOR AND AGAINST

	FOR	AGAINST
5 on 5:	148	135
5 on 4:	44	7
5 on 3:	3	0
4 on 4:	8	3
4 on 3:	1	1
3 on 3:	4	4
3 on 4:	0	2
3 on 5:	0	1
3 on 6:	0	0
4 on 5:	5	50
4 on 6:	1	1
5 on 6:	11	4
6 on 5:	5	12
6 on 4:	0	2
6 on 3:	0	0
PS:	1	0
EN:	12	14

	231 (2.82)	222 (2.71)
Empty Net:	24	5
Penalty Shots:	0	1
Total:	265	228

OUTSHOOTING OPPONENT	19-16-6
OUTSHOT BY OPPONENT	22-12-1
EVEN SHOTS	1-4-1
VS. WESTERN CONFERENCE	27-23-0
VS. CENTRAL	12-14-0
VS. PACIFIC	15-9-0
VS. EASTERN CONFERENCE	15-9-8
VS. ATLANTIC	7-4-5
VS. METROPOLITAN	8-5-3

MONTH BY MONTH RECORD

	W-L-OT	PTS
October	7-5-0	14
November	6-5-1	13
December	7-5-2	16
January	6-4-1	13
February	8-4-0	16
March	3-8-4	10
April	2-1-0	4
TOTALS	42-32-8	92

POWER PLAY

	G/ATT	PERCENTAGE
Overall:	47/244	19.3 (19th NHL)
Home:	26/136	19.1 (T-19th NHL)
Road:	21/108	19.4 (16th NHL)

10 Shorthanded Goals Allowed (T-3rd NHL)

PENALTY KILLING

	G/ATT	PERCENTAGE
Overall:	54/281	80.8 (14th NHL)
Home:	22/139	84.2 (6th NHL)
Road:	32/142	77.5 (21st NHL)

7 Shorthanded Goals Scored (T-13th NHL)

PENALTIES

GP	MIN	AVG/RANK
82	830	10.1 (4th NHL)

SUMMARY OF BACK-TO-BACKS

DATE	OPPONENT	RESULT	SCORE
Oct. 6	vs. Vegas	L	1-2
Oct. 26	at Edmonton	L	4-5
Nov. 13	at Carolina	L	1-5
Nov. 21	vs. Montreal	W	3-1
Dec. 2	vs. Chicago	W	3-2
Dec. 15	at New Jersey	L	2-5
Feb. 8	at Chicago	W	4-2
Feb. 21	at Anaheim	L	0-2
March 5	vs. Ottawa	O*	2-3
March 13	at Montreal	L	2-4
April 6	at Anaheim	L	3-5

DATE	OPPONENT	RESULT	SCORE
Oct. 7	at St. Louis	L	2-4
Oct. 27	at Calgary	W	2-1
Nov. 14	at Florida	O**	3-4
Nov. 22	at Colorado	L	0-3
Dec. 3	at Colorado	W	7-2
Dec. 16	at Philadelphia	O*	1-2
Feb. 9	vs. Pittsburgh	W**	4-3
Feb. 22	at Los Angeles	W	2-0
March 6	at Nashville	L	0-2
March 14	at Toronto	O**	5-6
April 7	at Los Angeles	W	4-2

HAT TRICKS, PENALTY SHOTS & SHUTOUTS

HAT TRICKS FOR

DATE	PLAYER	SCORE	GOALTENDER(S)
Nov. 24, 2017	Tyler Seguin	DAL 6 vs. CGY 4	Mike Smith
Nov. 28, 2017	Radek Faksa	DAL 3 @ VGK 0	Malcolm Subban
April 3, 2018	Jamie Benn	DAL 4 @ SJS 2	Martin Jones
April 7, 2018	Jamie Benn	DAL 4 @ LAK 2	Jonathan Quick

HAT TRICKS AGAINST

DATE	PLAYER	SCORE	GOALTENDER(S)
Oct. 24, 2017	Matthew Nieto	DAL 3 @ COL 5	Ben Bishop
Nov. 2, 2017	Mark Scheifele	DAL 2 @ WPG 5	Ben Bishop
Nov. 13, 2017	Teuvo Teravainen	DAL 1 @ CAR 5	Ben Bishop
March 14, 2018	James van Riemsdyk	DAL 5 @ TOR 6	Kari Lehtonen

PENALTY SHOTS FOR

DATE	PLAYER	SCORE	GOALTENDER	RESULT
Nov. 30, 2017	Radek Faksa	DAL 4 @ CHI 3	Corey Crawford	Goal

PENALTY SHOTS AGAINST

DATE	PLAYER	SCORE	GOALTENDER	RESULT
Nov. 2, 2017	Kyle Connor	DAL 2 @ WPG 5	Ben Bishop	No Goal
Feb. 24, 2018	Patrik Laine	DAL 3 vs. WPG 5	Kari Lehtonen	No Goal

SHUTOUT WINS

DATE	SCORE	GOALTENDER
Nov. 10, 2017	DAL 5 vs. NYI 0	Ben Bishop (14 saves)
Nov. 28, 2017	DAL 3 @ VGK 0	Ben Bishop (34 saves)
Dec. 21, 2017	DAL 4 vs. CHI 0	Ben Bishop (24 saves)
Dec. 31, 2017	DAL 6 vs. SJS 0	Ben Bishop (26 saves)
Feb. 22, 2018	DAL 2 @ LAK 0	Kari Lehtonen (18 saves)
Feb. 27, 2018	DAL 2 vs. CGY 0	Ben Bishop (38 saves)

SHUTOUT LOSSES

DATE	SCORE	GOALTENDER
Nov. 22, 2017	DAL 0 @ COL 3	Jonathan Bernier (28 saves)
Dec. 7, 2017	DAL 0 @ STL 3	Jake Allen (29 saves)
Jan. 30, 2018	DAL 0 @ LAK 3	Darcy Kuemper (28 saves)
Feb. 11, 2018	DAL 0 @ VAN 6	Jacob Markstrom (30 saves)
Feb. 21, 2018	DAL 0 @ ANA 2	Ryan Miller (41 saves)
March 6, 2018	DAL 0 @ NSH 2	Pekka Rinne (26 saves)

MAN-GAMES LOST

NAME	POSITION	INJURY	# OF GMS	DATE
Remi Elie	Forward	Lower Body	1	April 7
		Illness	1	Jan. 2
Stephen Johns	Defenseman	Upper Body	4	March 31-April 7
		Concussion Symptoms	3	Oct. 26-30
Ben Bishop	Goaltender	Knee	9	March 20-April 7
		Knee	5	March 6-14
		Face	1	Feb. 3
Martin Hanzal	Forward	Back	18	Feb. 22-Pres.
		General Soreness	1	Feb. 18
		Lower Body	1	Feb. 9
		Muscle Strain	5	Jan. 23-Feb. 3
		Lower Body	3	Dec. 29-Jan. 2
		Hamstring	6	Nov. 30-Dec. 11
		Hand	2	Nov. 21-24
		Lower Body	3	Oct. 30-Nov. 4
Jason Spezza	Forward	Back	3	March 20-25
Brett Ritchie	Forward	Lower Body	1	March 20
		Lower Body	1	March 16
		Upper Body	3	Nov. 2-6
Marc Methot	Defenseman	Hand	4	March 14-20
		Lower Body	1	March 9
		Knee	15	Jan. 6-Feb. 11
		Knee	26	Nov. 10-Jan. 2
Mattias Janmark	Forward	Illness	1	March 9
D Esa Lindell	Defenseman	Illness	2	March 5-6
Radek Faksa	Forward	Foot	2	March 5-6
		Lower Body	1	Nov. 6
Antoine Roussel	Forward	Back Spasms	1	Feb. 16
		Nasal Infection	2	Jan. 30-Feb. 1
		Elbow	2	Dec. 11-13
		Flu	3	Dec. 2-7
Julius Honka	Defenseman	Upper Body	1	Feb. 9
Remi Elie	Forward	Illness	1	Jan. 2
Tyler Pittlick	Forward	Upper Body	2	Nov. 6-10
Dan Hamhuis	Defenseman	Lower Body	2	Oct. 10-12

TOTAL MAN GAMES LOST TO INJURY: 137

TRANSACTIONS LIST

DATE	TRANSACTION
Oct. 10	Recalled forward Remi Elie from Texas (AHL)
Oct. 31	Reassigned defenseman Julius Honka to Texas (AHL)
Nov. 1	Recalled forward Jason Dickinson from Texas (AHL)
Nov. 4	Placed forward Tyler Pittlick on injured reserve (upper body)
Nov. 10	Recalled forward Curtis McKenzie from Texas (AHL)
Nov. 10	Activated forward Brett Ritchie from injured reserve
Nov. 11	Reassigned forward Curtis McKenzie to Texas (AHL)
Nov. 15	Reassigned forward Jason Dickinson to Texas (AHL)
Nov. 20	Recalled defenseman Julius Honka and goaltender Mike McKenna from Texas (AHL), placed defenseman Marc Methot on injured reserve (knee)
Nov. 22	Recalled forward Curtis McKenzie, reassigned defenseman Julius Honka to Texas (AHL)
Nov. 23	Recalled defenseman Julius Honka, reassigned forward Curtis McKenzie and goaltender Mike McKenna to Texas (AHL)
Dec. 2	Recalled forward Curtis McKenzie from Texas (AHL)
Dec. 3	Recalled forward Jason Dickinson from Texas (AHL), placed forward Martin Hanzal on injured reserve
Dec. 4	Reassigned forward Jason Dickinson to Texas (AHL)
Dec. 6	Recalled goaltender Mike McKenna from Texas (AHL)
Dec. 9	Reassigned goaltender Mike McKenna and forward Curtis McKenzie to Texas (AHL)
Dec. 10	Recalled forward Jason Dickinson from Texas (AHL)
Dec. 13	Activated forward Martin Hanzal from injured reserve
Dec. 16	Reassigned forward Jason Dickinson to Texas (AHL)
Dec. 19	Acquired a conditional fourth-round selection in the 2019 NHL Draft from the Pittsburgh Penguins in exchange for defenseman Jamie Oleksiak
Dec. 29	Recalled forward Jason Dickinson from Texas (AHL)
Jan. 4	Activated defenseman Marc Methot from injured reserve (knee)
Jan. 5	Reassigned forward Jason Dickinson to Texas (AHL)
Jan. 13	Placed defenseman Marc Methot on injured reserve (knee) retroactive to Jan. 4
Jan. 13	Recalled defenseman Dillon Heatherington from Texas (AHL)
Jan. 22	Recalled forward Jason Dickinson from Texas (AHL)
Jan. 26	Reassigned forward Jason Dickinson and defensemen Dillon Heatherington and Julius Honka to Texas (AHL)
Jan. 29	Recalled forward Jason Dickinson and defensemen Dillon Heatherington and Julius Honka from Texas (AHL)
Feb. 3	Recalled goaltender Landon Bow from Texas (AHL)
Feb. 3	Placed forward Martin Hanzal on injured reserve (muscle strain) retroactive to Jan. 20
Feb. 4	Reassigned goaltender Landon Bow to Texas (AHL)
Feb. 5	Activated forward Martin Hanzal from injured reserve (muscle strain)
Feb. 12	Reassigned forward Jason Dickinson and defenseman Dillon Heatherington to Texas (AHL)
Feb. 16	Recalled forward Jason Dickinson from Texas (AHL)
Feb. 18	Reassigned forward Jason Dickinson to Texas (AHL)
Feb. 26	Recalled forward Jason Dickinson from Texas (AHL)
March 5	Recalled forward Roope Hintz from Texas (AHL)
March 5	Reassigned forward Roope Hintz to Texas (AHL)
March 6	Recalled forward Roope Hintz and goaltender Mike McKenna from Texas (AHL)
March 6	Reassigned forward Roope Hintz to Texas (AHL)
March 9	Placed forward Martin Hanzal on injured reserve (back)
March 14	Recalled defenseman Dillon Heatherington from Texas (AHL)
March 16	Reassigned goaltender Mike McKenna to Texas (AHL)
March 19	Recalled goaltender Mike McKenna from Texas (AHL)
March 20	Recalled forward Curtis McKenzie from Texas (AHL)
March 30	Reassigned forward Curtis McKenzie to Texas (AHL)
April 2	Reassigned forward Jason Dickinson to Texas (AHL)



THE PLAYERS





JAMIE BENN



#14 | LW | SHOOTS LEFT | 6'2" | 205 LBS | DOB: 7/18/89 | VICTORIA, BRITISH COLUMBIA

DRAFTED: Selected by Dallas in the fifth round (129th overall) of the 2007 NHL Draft

DALLAS STARS HOCKEY CLUB

2017-18 SEASON

Ranked first on the Stars with 79 points (36-43=79) in 82 regular-season games in 2017-18 ... Shared 13th in the League and ranked second on the squad with 36 goals, while he finished third with 43 assists ... Finished second on Dallas with a +20 plus/minus rating ... Shared 11th in the NHL with a team-leading seven game-winning goals ... Scored nine power play goals, good for second on the Stars ... Ranked fourth in the NHL with 21 road goals and shared ninth with 42 road points (21-21=42), pacing Dallas in both categories ... Ranked second among team forwards with 140 hits and 62 blocked shots ... Finished third among Stars forwards with an average 19:49 time on ice per game ... Ranked 20th in the NHL with a team-leading 63 takeaways ... Registered 21 multi-point games, with Dallas posting a 14-4-3 record in those contests ... Recorded the 300th assist of his career on Oct. 10 vs. Detroit, becoming the third player in Dallas Stars history to record 300 assists with the club ... Posted a season-high three points (1-2=3) on Oct. 19 at Arizona ... Skated in his 600th career NHL game, logged a career-high 11 shots on goal and scored a power play goal (1-0=1) on Nov. 6 vs. Winnipeg ... Posted a six-game point streak (3-5=8) from Dec. 19 - 31 ... Logged an eight-game point streak (4-6=10) from Jan. 4 - 23 ... Notched a season-high three assists (0-3=3) on Feb. 9 against Pittsburgh ... Recorded eight SOG and two points (1-1=2), including his fifth career overtime-winning goal on March 3 vs. St. Louis, moving him into third place for most OT goals in Dallas Stars history ... Logged a six-game point streak (5-4=9) from March 13 - 23 ... Also posted a nine-game road point streak (12-5=17) from March 13 - April 7, recording points in each of the last nine road games of the season ... Was named the NHL's First Star of the Week for the week ending April 8 after leading the League with seven goals and eight points (7-1=8) in three games ... Scored three goals (3-0=3) on April 3 at San Jose for his first hat trick of the season and the third of his career ... Registered his second hat trick of the season (3-0=3) on April 7 at Los Angeles, scoring three goals in a span of 5:17 to set a new Stars record for fastest hat trick.

CAREER

2016-17: Shared 20th in the NHL and ranked second on the Stars with 69 points (26-43=69) in 77 games in 2016-17 ... Shared eighth in the NHL and paced Dallas with 12 PPG, while he shared 12th in the League and ranked second on the team with 26 power play points (12-14=26) ... Tied for 22nd in the League and ranked second on Dallas with 43 helpers, while he shared first on the Stars with 26 goals ... Shared first on the team with four GWG ... Ranked third on Dallas and led all team forwards with 19:22 of ice time ... Shared 10th in the NHL with 41 points (16-25=41) at home ... Paced the Stars with 55 takeaways ... Ranked second on the squad with 17 multi-point games, including seven games with three-or-more points ... Posted season highs with three points (0-3=3) and a +3 plus/minus rating on Nov. 3 vs. St. Louis ... Logged a season-high 24:51 of ice time on Dec. 23 vs. Los Angeles, the second-highest ice time of his career ... Posted two points (1-1=2), including the 500th point of his NHL career, on Feb. 14 at Winnipeg ... Registered a career-long 13-game home point streak (9-9=18) from Jan. 14 - March 2 ... **2015-16:** Named a finalist for the Hart Trophy and the Ted Lindsay Award ... Also named a First Team NHL All Star, his second career First Team honors ... Finished the season with a career-high 89 points,

CAREER HIGHLIGHTS

GAME HIGHS

G	3 (4x), last: April 7, 2018 at LAK
A	5, Nov. 14, 2013 at CGY
PTS	6, Nov. 14, 2013 at CGY
SOG	11, Nov. 6, 2017 vs. WPG
PIM	17, Feb. 28, 2013 vs. EDM
+/-	4 (4x), last: Nov. 3, 2016 vs. STL

STREAKS

G	6 gms, from March 1-11, 2011
A	7 gms, from Dec. 19-31, 2015
PTS	10 gms, from March 1-19, 2011

MILESTONES

1ST GM	Oct. 3, 2009 vs. NSH
1ST G	Oct. 11, 2009 at VAN
1ST PT	Oct. 6, 2009 at EDM
100TH GM	Nov. 26, 2010 vs. STL
200TH GM	Feb. 10, 2012 at BUF
300TH GM	Dec. 27, 2013 vs. NSH
400TH GM	Feb. 14, 2015 at COL
500TH GM	March 22, 2016 at CHI
600TH GM	Nov. 6, 2017 vs. WPG
100TH G	Jan. 23, 2014 vs. TOR
100TH A	March 7, 2013 at LAK
200TH A	March 23, 2015 vs. BUF
300TH A	Oct. 10, 2017 vs. DET
100TH PT	Oct. 14, 2011 vs. CBJ
200TH PT	Oct. 19, 2013 at LAK
300TH PT	Dec. 19, 2014 at CGY
400TH PT	Dec. 15, 2015 vs. CBJ
500TH PT	Feb. 14, 2017 at WPG

ACCOLADES

- 2009 - Gold Medal, WJC (Canada)
- 2012 - Accuracy Shooting Champ., ASG
- 2014 - Gold Medal, Winter Olympics (Canada)
- 2014 - First Team NHL All Star
- 2015 - Art Ross Trophy Winner
- 2015 - Second Team NHL All Star
- 2016 - NHL All-Star Game
- 2016 - Finalist, Hart Trophy
- 2016 - Finalist, Ted Lindsay Award
- 2016 - First Team NHL All Star



including a career-high 41 goals, in 82 games ... Ranked second in the league in points (89) and third in goals (41) ... His 41 goals were the second-most since the team moved to Dallas and tied for 11th-most in franchise history ... Finished tied for second in the NHL with a career-high 17 PPG ... Ranked ninth in the NHL and led the Stars with 65 takeaways ... Led the League with 29 goals at home and finished third with 52 points at home (29-23=52) ... Tied for first in the NHL with 8 multi-goal games and shared second with 25 multi-point games ... Led the League with 33 points (12-21=33) against his own division ... Tied for sixth in the NHL with five shorthanded points (2-3=5) ... Finished 10th in the NHL with a career-high 16.6% shooting percentage ... Played in all 82 games for the second consecutive season and third time in his career ... Was named to the 2016 All-Star Game, his second career All-Star appearance ... Started the season recording points (6-4=10) in each of the first six games of the season from Oct. 8 – 20, becoming the first player in Dallas Stars history to earn points in the first six games of a season ... Named the NHL First Star of the Month for October, posting 17 points (9-8=17) in 11 games ... Named the NHL First Star of the Week on Nov. 30, posting six points (4-2=6) in three games from Nov. 23 – 29 ... Earned an assist (0-1=1) for his 400th career NHL point on Dec. 15 vs. Columbus ... Logged a career-long seven-game assist streak (4-7=11) from Dec. 19 – 31 ... Skated in his 500th career NHL game on March 22 at Chicago ... Scored his 40th goal of the season (1-0=1) on March 31 vs. Arizona, becoming the first Dallas Stars player to hit the 40-goal mark since Mike Modano recorded 50 goals during the 1993-94 campaign ... **PLAYOFFS:** Shared 12th in the NHL and led the Stars with 15 points (5-10=15) in 13 games in the 2016 Stanley Cup Playoffs, earning postseason career-highs in both categories ... Tied for 11th in the League and first on Dallas with 10 assists ... Finished 16th among NHL forwards and led Stars forwards with 21:21 TOI per game ... Tallied four multi-point games in the postseason ... Recorded a postseason career-long six-game point streak (4-6=10) from April 14 – 24, registering points in all six games of the Western Conference First Round against Minnesota ... His six-game point streak was tied for the second-longest in the 2016 postseason, while he is one of just eight players to record a streak of at least six games ... His 10 points in the WCFR are tied for the most recorded in a single postseason series in Dallas Stars history (Mike Modano, Sergei Zubov) ... Registered career-highs with three points (1-2=3) and a +3 rating in Game 1 of the WCFR against Minnesota ... Matched a career-high with his second three-point game (1-2=3) of the postseason in Game 6 of the WCFR ... **2014-15:** Won the Art Ross Trophy as the top point scorer in the NHL, finishing the season with a career-high 87 points (35-52=87) ... Was a finalist for the Ted Lindsay Award, presented to the most outstanding player as voted by fellow players, as well as being named to the NHL Second All-Star Team ... Finished sixth in the NHL with a Stars-best 52 assists, while he ranked ninth in the League and second on the team with 35 goals ... Finished second on the Stars and shared 15th in the League with 10 PPG ... Was one of just two

Stars to play in all 82 games during the 2014-15 campaign, marking the second time he's played in all 82 games in a season ... Led Dallas forwards and ranked 11th among all NHL forwards with an average time on ice per game of 19:56 ... Led the Stars with 120 hits and 76 takeaways ... Finished tied for second in the NHL with five shorthanded points (2-3=5) ... Shared first on the Stars and 15th in the League with six GWG ... Recorded three-or-more points nine times, including five in the final 10 games of the campaign ... Posted 23 multi-point games ... Was named the NHL's First Star of the Week for the week ending April 11 and the earned the Third Star of the Week for the week ending Nov. 23 ... Appeared in his 400th career NHL game on Feb. 14 at Colorado, posting one assist (0-1=1) in the contest ... Scored three goals (3-0=3) for his first career NHL hat trick on Feb. 27 at St. Louis ... Garnered the 200th assist of his NHL career and scored two goals (2-1=3) on March 23 vs. Buffalo ... Scored three goals (3-0=3) for his second career hat trick and added an assist with 8.5 seconds remaining in the game to match a career-best four points (3-1=4) and win the Art Ross Trophy on April 11 vs. Nashville ... **2013-14:** Was named to the NHL First All-Star Team, becoming the first player in Stars franchise history to earn the accolade ... Finished the season tied for eighth in the NHL and ranked second on the Stars with 79 points (34-45=79) ... Shared ninth in the League and ranked second on the team with 34 goals, while he was tied for 13th in the NHL and was second on Dallas with 45 assists ... Paced the Stars with a career-high +21 rating ... Led team forwards with 60 blocked shots ... Shared first on the squad in goals, assists and points (18-24=42) at home ... Posted a career-high six points (1-5=6) on Nov. 14 at Calgary ... Scored his 100th career NHL goal on Jan. 23 vs. Toronto ... **PLAYOFFS:** Made his Stanley Cup Playoffs debut, leading the team with four goals and finishing second on the club with five points (4-1=5) in six postseason contests ... Led all Stars forwards with 21:09 TOI/G ... Registered points in his first five consecutive postseason contests (4-1=5) ... **2012-13:** Opened the season with the Hamburg Freezers of the DEL, posting 20 points (7-13=20) in 19 games with the club ... Led the Stars with 33 points (12-21=33) in 41 games during the shortened season ... Finished tied for second on the team with 21 assists and shared second with 12 goals ... Led the Stars with 18 points (5-13=18) on the road ... Finished second on the squad with seven home goals, while sharing third with 15 points (7-8=15) at home ... Paced the club with 41 takeaways ... Led Stars forwards and ranked fifth amongst all club skaters with 32 blocked shots ... Finished tied for fifth with 71 hits ... Ranked second on the team with a 51.4% home faceoff win percentage ... Notched a career-high 17 penalty minutes on Feb. 28 vs. Edmonton ... Recorded two assists (0-2=2) on March 7 at Los Angeles for his 100th and 101st career NHL assists ... **2011-12:** Finished the campaign tied for second on the team with 26 goals and 63 points (26-37=63), while ranking third with 37 assists in 71 games ... Shared 11th in the NHL and paced the Stars with a career-high seven GWGs ... Ranked third on the team with a +15 rating ... Finished tied for third on the team with 10 power play points (2-8=10) ... Was named to the 2012 NHL All Star Game in Ottawa and won the Accuracy Shooting portion of the Skills Competition ... Recorded his 100th career NHL point (0-1=1) on Oct. 15 vs. Columbus ... Played in his 200th career NHL game on Feb. 10 at Buffalo ... **2010-11:** Shared fourth on the Stars with 56 points (22-34=56), while also ranking fourth with 22 goals and 34 assists in 69 games ... Shared fifth in the NHL and paced Dallas with a career-best four SHG ... Finished tied for fifth on the squad with three GWG ... Ranked second among Stars forwards with 124 hits and ranked third among all team skaters with 66 takeaways ... Skated in his 100th career NHL contest on Nov. 26 vs. St. Louis ... Posted a career-high 10-game point streak (8-6=14) from March 1 - 19, including a career-long six-game goal streak (6-1=7) from March 1 - 11 ... **2009-10:** In his first NHL campaign, finished tied for fourth on the team and ranked third amongst all NHL rookies with 22 goals in 82 contests ... Was one of three Stars to play in all 82 contests, and one of just four first-year players ... Ranked fourth among League rookies and shared sixth on Dallas with 41 points (22-19=41) ... Was tied for third on the club with three GWG ... Was an even-or-plus skater in 62 of the 82 games he played ... Notched six multi-point games with the Stars posting a 5-1-0 record in those contests ... Made his NHL debut on Oct. 3 vs. Nashville ... Tallied an assist (0-1=1) for his first career NHL point on Oct. 6 at Edmonton ... Scored his first career NHL goal (1-0=1) on Oct. 11 at Vancouver ... Logged a four-game point streak (1-4=5) from Oct. 6 - 14 ... Registered a season-high three points (2-1=3) on April 2 vs. Edmonton.

INTERNATIONAL CAREER

Was selected to Team Canada's roster for the 2016 World Cup of Hockey, but could not play due to injury ... Won a gold medal with Team Canada at the Winter Olympic Games in Sochi, Russia in 2014 ... Scored two goals (2-0=2) in six games in the tournament, including the GWG over the United States to advance to the gold medal game ... Represented Canada at the 2012 IIHF World Championship, registering five points (3-2=5) and a +4 rating in eight contests ... Made his international debut with Team Canada at the IIHF World Junior Championship in 2009 ... Tallied four goals and six points (4-2=6) in six games, helping Canada win the gold medal.

CAREER REGULAR SEASON

CAREER PLAYOFFS

YEAR	TEAM	LEAGUE	GP	G	A	PTS	PIM	+/-	PP	SH	GW	S	GP	G	A	PTS	PIM
2004-05	Peninsula	VJHL	4	1	2	3	2	-	-	-	-	-	-	-	-	-	-
2005-06	Peninsula	VJHL	38	31	24	55	92	-	-	-	-	-	-	-	-	-	-
	Victoria	BCHL	6	0	0	0	0	-	-	-	-	-	-	-	-	-	-
2006-07	Victoria	BCHL	53	42	23	65	78	-	-	-	-	-	11	5	4	9	12
2007-08	Kelowna	WHL	51	33	32	65	68	32	15	0	-	-	7	3	8	11	4
2008-09	Kelowna	WHL	56	46	36	82	71	27	15	6	-	-	19	13	20	33	18
	Canada	WJC	6	4	2	6	4	-	-	-	-	-	-	-	-	-	-
2009-10	DALLAS	NHL	82	22	19	41	45	-1	2	0	3	182	-	-	-	-	-
	Texas	AHL	-	-	-	-	-	-	-	-	-	-	24	14	12	26	22
2010-11	DALLAS	NHL	69	22	34	56	52	-5	6	4	3	177	-	-	-	-	-
2011-12	DALLAS	NHL	71	26	37	63	55	15	2	1	7	203	-	-	-	-	-
	Canada	WC	8	3	2	5	4	4	0	0	1	-	-	-	-	-	-
2012-13	DALLAS	NHL	41	12	21	33	40	-12	3	0	3	110	-	-	-	-	-
	Hamburg	DEL	19	7	13	20	30	8	-	-	-	-	-	-	-	-	-
2013-14	DALLAS	NHL	81	34	45	79	64	21	5	1	3	279	6	4	1	5	4
	Canada	OLY	6	2	0	2	4	1	-	-	-	-	-	-	-	-	-
2014-15	DALLAS	NHL	82	35	52	87	64	1	10	2	6	253	-	-	-	-	-
2015-16	DALLAS	NHL	82	41	48	89	64	7	17	2	5	247	13	5	10	15	10
2016-17	DALLAS	NHL	77	26	43	69	66	-9	12	1	4	201	-	-	-	-	-
2017-18	DALLAS	NHL	82	36	43	79	54	20	9	1	7	241	-	-	-	-	-
NHL/DAL TOTAL			67	254	342	596	504	37	66	12	41	1893	19	9	11	2	14





BEN

BISHOP



#30 | G | CATCHES LEFT | 6'7" | 215 LBS | DOB: 11/21/86 | DENVER, COLORADO

DRAFTED: Selected by St. Louis in the third round (85th overall) of the 2005 NHL Draft**ACQUIRED:** Via trade from Los Angeles on May 9, 2017 in exchange for a fourth-round selection in the 2017 NHL Draft

2017-18 SEASON

Earned a 26-17-5 record with a 2.49 goals against average and a .916 save percentage in 53 appearances in his first campaign in a Stars sweater ... Finished the season tied for 16th in the NHL with 26 wins ... Shared fourth in the League with five shutouts ... Posted a 20-8-2 mark with a 2.12 GAA and a .931 SV% in 33 appearances at home ... His 20 home wins were tied for eighth in the League, while he was tied for second in the NHL with four shutouts on home ice ... Recorded 35-or-more saves in a game nine times in 2017-18, posting an 8-1-0 record in those contests ... Made his Stars debut on Oct. 6 against Vegas ... Turned aside 23 of the 25 shots he faced for first win in a Stars sweater on Oct. 10 vs. Detroit ... Posted a four-game win streak (4-0-0) from Oct. 14 - 21 ... Recorded 14 saves en route to his first shutout of the season on Nov. 10 vs. the New York Islanders ... Logged a five-game home win streak (5-0-0) from Nov. 10 - Dec. 2 ... Recorded an assist (0-1-1) for his first and only helper of the season, and added 18 saves on Nov. 18 vs. Edmonton ... Turned aside all 34 shots he faced for his second shutout of the season on Nov. 28 at Vegas ... Appeared in his 300th career NHL game on Dec. 29 against St. Louis ... Stopped 39 of 42 shots he faced, both season-highs, in a 4-3 win against New Jersey on Jan. 4 ... Matched his season-highs with 39 saves and 42 shots faced on Jan. 30 vs. Los Angeles ... Recorded 38 saves en route to his fifth shutout of the campaign on Feb. 27 vs. Calgary ... Missed 14 games due to a knee injury from March 6 - 14 (five games) and from March 20 - April 7 (nine games).

CAREER

2016-17: Split the season between Tampa Bay and Los Angeles, posting an 18-15-5 record, a .910 save percentage and a 2.54 goals against average in 39 regular-season games ... Began the season with Tampa Bay with a 16-12-3 record and one shutout in 32 games ... Was acquired by Los Angeles via trade on Feb. 26 ... Appeared in seven games for Los Angeles, registering a .900 SV% with a 2.49 GAA and a 2-3-2 record ... Notched a season-high 40 saves in his first road game of the season on Oct. 25 at Toronto, turning away 40-of-43 shots in a Lightning victory ... Recorded a season-best five-game winning streak (5-0-0) from Feb. 4 - Feb. 21, posting a .953 SV% and a 1.17 GAA over that span, stopping 121-of-127 shots ... Tallied his only shutout of the season on Feb. 7 vs. Los Angeles, stopping all 28 shots faced ... Made his Los Angeles debut on Feb. 28 at Calgary, stopping 28-of-30 shots ... Posted wins in back-to-back games March 23 - 29 ... Recorded his first win in a Kings sweater on March 23 vs. Winnipeg, stopping 19-of-21 shots ... Stopped 25 shots on March 29 against Calgary for his second consecutive win ... **2015-16:** Named a finalist for the Vezina Trophy, finishing second in the voting ... Named a Second Team NHL All-Star, the only selection to an NHL All-Star Team in his career ... Played in 61 regular-season games with the Lightning, posting a record of 35-21-4 with a career-high .926 SV% and a career-best 2.06 GAA ... Finished the season ranked first in the NHL in GAA, second in SV% and tied for second with a career-best six shutouts ... Selected to represent Tampa Bay at the 2016 NHL All-Star Game in Nashville ... Recorded his third-straight season with 35-or-more victories ... Moved into first place on the Lightning's all-time shutout list with 16 clean sheets ... Allowed two or fewer goals in 41 of his 60 starts ... Set the Tampa Bay franchise record for all-time wins by a goaltender with his 84th career victory on Oct. 17 vs. Buffalo, stopping 31-of-32 shots ... Registered the 100th win of his NHL career on Oct. 23 at Winnipeg ... Posted a season-high 37 saves on Nov. 25 vs. Los Angeles ... Appeared in his 200th career NHL game on Dec. 28 vs. Montreal ... Tied his career-long with a six-game win streak (6-0-0) from Feb. 20 - March 5, stopping 176-of-185 shots for a .951 SV% and a 1.48

CAREER HIGHLIGHTS

GAME HIGHS

SVS	48, Jan. 19, 2014 at CAR
SA	51, Jan. 19, 2014 at CAR
GA	6 (4x), last: Nov. 16, 2017 at TBL

STREAKS

WIN	6 gms (2x), last: Feb. 21 - March 5, 2016
PTS	10 gms, Dec. 5, 2013 - Jan. 3, 2014
SO	132:13, Feb. 4 - Feb. 11, 2017

CAREER

SHOOTOUTS	86/123, .699 SV%
SHOOTOUT RECORD	18-19
PEN. SHOTS	5/7 (.714%), 2 GA

MILESTONES

1ST GM	Oct. 24, 2008 vs. LAK
1ST W	Oct. 25, 2008 vs. FLA
1ST SO	Feb. 25, 2011 at EDM
100TH GM	March 20, 2014 at OTT
200TH GM	Dec. 28, 2015 vs. MTL
300TH GM	Dec. 29, 2017 vs. STL
100TH WIN	Oct. 23, 2015 at WPG

ACCOLADES

- 2013 - Bronze Medal, WC (USA)
- 2014 - Finalist, Vezina Trophy
- 2016 - NHL All-Star Game
- 2016 - Finalist, Vezina Trophy
- 2016 - Second Team NHL All-Star



GAA with one shutout over that span ... Tied his season-best by stopping all 37 shots he faced on March 13 at Columbus ... **PLAYOFFS:** Appeared in 11 Stanley Cup Playoff contests, registering an 8-2 record with a .939 SV% and a 1.85 GAA, helping Tampa Bay reach the Eastern Conference Final for the second consecutive season ... Finished the postseason ranked fourth among NHL goaltenders in wins, second in GAA and tied for second with two shutouts ... Recorded his first shutout of the postseason in Game 5 of the Eastern Conference First Round against Detroit, stopping all 34 shots in the series-clinching win for Tampa Bay ... Stopped a postseason best 35 shots and faced a postseason high 39 shots, helping lead the Lightning to a victory in Game 3 of the Eastern Conference Second Round against the NY Islanders ... Recorded a shutout in Game 5 of the ECSR, recording his second-consecutive shutout in a series-clinching game during the postseason ... Missed the final six games of the Eastern Conference Final after suffering a lower-body injury in Game 1 of the ECF against Pittsburgh ... **2014-15:** Appeared in 62 regular-season games with Tampa Bay, posting a .916 SV% and a 2.32 GAA with a 40-13-5 record ... Finished the season ranked fourth in the League with a career-best 40 wins, while he shared ninth with 63 games played ... Led all NHL netminders with four assists ... Set a Lightning franchise record for most wins in a single season ... Sported a 27-6-1 record on home ice with a .925 SV% and a 2.00 GAA ... Tied his season-high with wins in five consecutive games from Nov. 22 – Dec. 4, registering a .936 SV%, a 1.60 GAA and a 5-0-0 record ... Stopped all 28 shots he faced on Feb. 27 vs. Chicago, recording the 10th shutout of his NHL career ... Notched the victory, stopping 25-of-28 shots and recorded two assists (0-2=2) on March 30 at Montreal, becoming the first goaltender in Tampa Bay franchise history to collect two points in a single game ... **PLAYOFFS:** Backstopped Tampa Bay in 25 Stanley Cup Playoff games, compiling a 13-11 record with a .921 SV% and 2.18 GAA ... Helped lead the Lightning to the franchise's second appearance in the Stanley Cup Final ... Among NHL netminders in the postseason, shared first with 13 wins and ranked first in shutouts (3) and assists (3) ... Stopped all 31 shots faced in Game 6 of the Eastern Conference First Round vs. Detroit, clinching the series for Tampa Bay ... Helped the Lightning to a series-opening victory by stopping a postseason-best 43-of-44 shots in Game 1 of the Eastern Conference Second Round at Montreal ... Registered his second shutout of his postseason by turning away all 26 shots in Game 5 of the Eastern Conference Final against the NY Rangers at Madison Square Garden ... Stopped all 22 shots he faced in Game 7 of the ECF at NY Rangers, becoming the first goaltender to record back-to-back shutouts against the Rangers in Madison Square Garden ... Notched his first career Stanley Cup Final win in Game 3 at Chicago, stopping 36-of-38 shots ... **2013-14:** Named a finalist for the Vezina Trophy, finishing third in voting ... Finished in the top 10 in voting for the Hart Memorial Trophy ... Posted a 37-14-7 record in 63 regular-season games for Tampa Bay, setting a new career high for games played (63) ... Finished the season ranked fourth in the NHL in wins (37),


seventh in GAA (.223) and SV% (.924), and tied for fourth in shutouts (5) ... Also established new Tampa Bay franchise records for SV% and GAA ... Started the season winning eight of his first 10 decisions (8-2-0), a new club record to start the season ... Posted a career-long six-game winning streak (6-0-0) from Nov. 1 – Nov. 14, posting a .956 SV% with a 1.30 GAA ... Registered a career-long 10-game point streak from Dec. 5 – Jan. 3, posting an 8-0-2 record with a .947 SV% and a 1.45 GAA ... Logged a personal-best and set a Lightning franchise record with 48 saves on Jan. 19 at Carolina, along with facing a career-high 51 shots ... Appeared in his 100th career NHL game on March 20 at Ottawa ... **PLAYOFFS:** Missed all four of Tampa Bay's Stanley Cup Playoff games with an upper-body injury ... **2012-13:** Split the season between Ottawa and Tampa Bay, registering an 11-9-1 record with a .920 SV% and a 2.67 GAA in 22 total games ... Began the season with Ottawa, posting a record of 8-5-0 with a .922 SV%, 2.45 GAA and one shutout in 13 games ... Was acquired by Tampa Bay via trade on April 3 ... In nine games with the Lightning, compiled a 3-4-1 record and a .917 SV% with a 2.99 GAA and one shutout ... Prior to the start of the NHL season, played in 13 games with the Binghamton Senators of the American Hockey League (AHL), posting an 8-3-2 record with a .928 SV% and a 2.59 GAA ... Registered an 8-2-0 record from Feb. 18 – March 28, sporting a .932 SV% and a 2.17 GAA ... Recorded a 45-save shutout in his debut with Tampa Bay on April 4 at Carolina, becoming the second goaltender in Lightning history to notch a shutout in his team debut (other: Dwayne Roloson) ... Additionally, the netminder tied the Tampa Bay franchise record for most saves in a shutout ... **2011-12:** Split the season between Ottawa and Peoria and Binghamton (AHL) ... Was acquired by Ottawa via trade on Feb. 26 ... Appeared in 10 games with Ottawa and posted a 3-3-2 record with a .909 SV% and a 2.48 GAA ... Prior to being traded to Ottawa, appeared in 38 games with Peoria (AHL), compiling a record of 24-14-0, including an AHL-best six shutouts and a career-best in AHL wins ... Was recognized as the MVP of the 2012 AHL All-Star Classic in Atlantic City ... Was named to the 2011-12 AHL Second All-Star Team ... Following the trade to the Senators, appeared in three games with Binghamton (AHL), posting a 2-1-0 record ... Collected points in his first five games in a Senators sweater, notching a 3-0-2 record, .926 SV% and a 1.92 GAA ... Recorded the victory in his Ottawa debut on March 6 at Tampa Bay, registering 25 saves ... Posted season-highs in saves (38) and shots faced (41) on March 10 vs. Buffalo ... **2010-11:** Split the season between St. Louis and Peoria (AHL) ... Backstopped St. Louis in seven regular-season games and posted a 3-4-0 record with a .899 SV% and a 2.76 GAA ... Appeared in 35 regular-season AHL games with Peoria, registering a 17-14-2 mark along with a .914 SV% and a 2.55 GAA ... Recorded his first career NHL shutout on Feb. 25 at Edmonton, turning away all 39 shots he faced ... **PLAYOFFS:** Appeared in one Calder Cup Playoff game, stopping 17-of-19 shots faced ... **2009-10:** Played in 48 regular-season games with Peoria, posting a record of 23-18-4 with a .901 SV% and a 2.77 GAA ... Registered a six-game winning streak from Nov. 20 – Dec. 15 ... **2008-09:** Split the season between St. Louis and Peoria (AHL) ... Appeared in six NHL contests with the Blues, posting a 1-1-1 record with a .893 SV% and a 2.94 GAA ... Backstopped Peoria in 33 regular-season games, recording a .900 SV%, 2.81 GAA with a 15-16-1 record ... Made his NHL debut on Oct. 24 vs. Los Angeles, stopping 15-of-17 shots ... Recorded his first career NHL victory on Oct. 25 vs. Florida, turning away all 12 shots he faced in relief ... Stopped a season-high 39 shots on Nov. 6 loss at San Jose ... **2007-08:** Split the season between Peoria (AHL) and the University of Maine of Hockey East (H-East) ... Posted a 2-2-1 record in five AHL games, recording a .908 SV% and a 2.38 GAA ... Recorded a 13-18-3 record in 34 games during his junior campaign at Maine, finishing with a .920 SV% and a 2.43 GAA ... Registered 915 saves over the season, good for second place in Maine history for most saves in a single season ... Was named to the Hockey East Second All-Star Team ... Also won the Harold Alfond MVP Award ... Made his professional hockey debut on March 14 at Milwaukee, stopping 20-of-23 shots ... Notched his first career AHL win on March 21 vs. Lake Erie ... **2006-07:** Posted a 21-9-2 record in 34 appearances with Maine (H-East) during his sophomore season ... Ranked eighth in the NCAA with a 2.14 GAA and finished tied for ninth with a .923 SV% ... Also shared ninth in the NCAA with three shutouts ... His 21 wins matched a collegiate career-best and shared sixth for most wins in school history in a single season ... His 2.14 GAA is tied for the fifth-lowest in a single season in school history ... **2005-06:** Notched a 21-7-2 record with a 2.28 GAA and a .908 SV% in 30 games during his freshman campaign ... Was named the Howard Neville Rookie of the Year ... Ranked 15th in the NCAA with a 2.28 GAA, good for nine-lowest in a single season in school history ... His 21 wins marked a collegiate career-best and matched the sixth-most wins in a single season in school history.

INTERNATIONAL CAREER

Represented Team USA on numerous occasions at the international level ... Selected to the 2016 World Cup of Hockey team, appearing in one game against the Czech Republic ... Appeared at the 2013 IIHF World Championship, helping Team USA win the bronze medal ... Backstopped Team USA in five games with a 3-2 record, posting a .876 SV% and a 2.83 GAA ... At the 2010 IIHF World Championship, appeared in one game and stopped all five shots he faced.

CAREER REGULAR SEASON													CAREER PLAYOFFS				
YEAR	TEAM	LEAGUE	GP	W	L	T	OT	SO	GA	SV%	GAA		GP	W	L	SV%	GAA
2004-05	Texas	NAHL	45	35	8	-	0	5	83	.920	1.93		11	9	2	.891	2.73
2005-06	U. of Maine	H-East	30	21	7	-	2	0	64	.908	2.22		-	-	-	-	-
2006-07	U. of Maine	H-East	34	21	9	-	2	3	68	.923	2.14		-	-	-	-	-
2007-08	U. of Maine	H-East	34	13	18	-	3	2	80	.920	2.43		-	-	-	-	-
2007-08	Peoria	AHL	5	2	2	-	1	0	12	.908	2.38		-	-	-	-	-
2008-09	ST. LOUIS	NHL	6	1	1	-	1	0	12	.893	2.94		-	-	-	-	-
	Peoria	AHL	33	15	16	-	1	1	89	.897	2.81		-	-	-	-	-
2009-10	Peoria	AHL	48	23	18	-	4	0	129	.901	2.77		1	0	1	.895	2.03
	USA	WC	1	0	0	-	0	0	0	1.000	0.00		-	-	-	-	-
2010-11	ST. LOUIS	NHL	7	3	4	-	0	1	17	.899	2.76		-	-	-	-	-
	Peoria	AHL	35	17	14	-	2	2	87	.914	2.55		-	-	-	-	-
2011-12	OTTAWA	NHL	10	3	3	-	2	0	22	.909	2.48		-	-	-	-	-
	Peoria	AHL	38	24	14	-	0	6	85	.928	2.26		-	-	-	-	-
	Binghamton	AHL	3	2	1	-	0	0	7	.944	2.35		-	-	-	-	-
2012-13	OTTAWA	NHL	13	8	5	-	0	1	31	.922	2.45		-	-	-	-	-
	TAMPA BAY	NHL	9	3	4	-	1	1	25	.917	2.99		-	-	-	-	-
	Binghamton	AHL	13	8	3	-	2	0	34	.928	2.59		-	-	-	-	-
	USA	WC	5	3	2	-	0	0	14	.876	2.83		-	-	-	-	-
2013-14	TAMPA BAY	NHL	63	37	14	-	7	5	133	.924	2.23		-	-	-	-	-
2014-15	TAMPA BAY	NHL	62	40	13	-	5	4	136	.916	2.32		25	13	11	.921	2.18
2015-16	TAMPA BAY	NHL	61	35	21	-	4	6	123	.926	2.06		11	8	2	.939	1.86
2016-17	TAMPA BAY	NHL	32	16	12	-	3	1	77	.911	2.55		-	-	-	-	-
	LOS ANGELES	NHL	7	2	3	-	2	0	17	.900	2.49		-	-	-	-	-
	USA	W. CUP	1	0	1	-	0	0	4	.800	6.00		-	-	-	-	-
2017-18	DALLAS	NHL	53	26	17	-	5	5	120	.916	2.49		-	-	-	-	-
	DAL TOTAL		53	26	17	-	5	5	120	.916	2.49		-	-	-	-	-
	NHL TOTAL		23	174	97	-	30	24	713	.919	2.35		36	21	13	.927	2.09





BLAKE

COMEAU



#15 | RW | SHOOTS RIGHT | 6'1" | 200 LBS | DOB: 2/18/86 | MEADOW LAKE, SASKATCHEWAN

DRAFTED: Selected by New York Islanders in the second round (47th overall) of 2004 NHL Draft

ACQUIRED: Signed by Dallas as free agent on July 1, 2018

2017-18 SEASON

Skated in 79 regular-season contests and registered 34 points (13-21=34) with Colorado ... Led the team with three shorthanded goals, which was tied for fifth in the NHL, and the most by an Avalanche player since 2012-13 ... Finished second in takeaways (47) and third in hits (145) ... Recorded his season-high in points and tied his career-high with three assists (0-3=3) on Oct. 24 vs. Dallas ... Potted the 5,000th regular-season goal in Avalanche history with his SHG tally (1-0=1) on Feb. 1 at Edmonton ... Appeared in his 700th career NHL contest on Feb. 26 vs. Vancouver ... Recorded two points (1-1=2), including the game-winning goal, on March 18 vs. Detroit ... **PLAYOFFS:** Appeared in all six of the Avalanche's postseason contests ... Was tied for third on the club with two goals (2-0=2).

CAREER

2016-17: Registered 20 points (8-12=20) in 77 contests with Colorado ... Ranked fourth on the club in hits (129) ... Tallied his sixth career SHG (1-0=1) on Dec. 11 at Toronto ... Skated in his 600th NHL game on Jan. 12 vs. Anaheim ... Potted the GWG and tallied an assist (1-1=2) and recorded a +3 plus/minus rating on Feb. 25 vs. Buffalo ... **2015-16:** Appeared in 81 regular-season games with Colorado, registering 36 points (12-24=36) ... Set new career-highs in games played (81) and assists (24) ... His 36 points were the second-most of his NHL career ... Shared the team-lead with two SHGs ... Finished third on the club in hits (173) ... Appeared in his 500th NHL game and recorded his 200th NHL point (1-0=1) on Nov. 14 at Montreal ... Scored a goal (1-0=1) and matched a career high with seven SOG on March 5 vs. Nashville ... Potted his 100th NHL goal and added a helper (1-1=2) on March 28 at Nashville ... **2014-15:** Tallied 31 points (16-15=31) in 61 regular-season games with Pittsburgh ... Set a career-best and shared the team-lead with five GWGs, which included two overtime winners ... Recorded a career-best +6 rating ... All 16 of his tallies came at even strength, ranking fourth on the club ... Finished second on the team with 188 hits ... Potted his second career hat trick (3-0=3), which included the overtime winner, on Nov. 26 vs. Toronto, tying his career-best for points in a game ... Recorded his 100th NHL assist (0-1=1) on Dec. 8 at NY Rangers ... Matched a career high with seven shots on goal and added a goal (1-0=1) on Dec. 13 at Columbus ... Tied his career-best with three points (2-1=3) on Feb. 21 at St. Louis ... **PLAYOFFS:** Appeared in all five Stanley Cup Playoff contests, potting one goal (1-0=1) ... Recorded a goal (1-0=1) for his first career playoff point in Game 1 of the Eastern Conference First Round against the NY Rangers ... **2013-14:** Appeared in 61 games and recorded 16 points (5-11=16) as a member of the Columbus Blue Jackets ... Recorded a career-best 197 hits, ranking fifth on the club ... Set a Blue Jackets club record with 11 hits on Dec. 3 vs. Tampa Bay ... Skated in his 400th career NHL game and recorded an assist (0-1=1) on Dec. 29 vs. Pittsburgh ... **PLAYOFFS:** Skated in all six postseason contests for Columbus ... Made his Stanley Cup Playoff debut in Game 1 of the Eastern Conference First Round against Pittsburgh ... **2012-13:** Split the season between Columbus and Calgary, registering 12 points (6-6=12) in 42 total games between the two clubs ... Started the season with Calgary, appearing in 33 regular-season games and posting seven points (4-3=7) ... Appeared in nine games with Columbus and recorded five points (2-3=5) ... Recorded a SHG (1-0=1) on March 21 at Nashville ... Was acquired by Columbus on April 3 in exchange for a fifth-round pick in the 2013 NHL Draft ... Tied a season-high with a +2 rating and logged one assist (0-1=1) on April 27 vs. Nashville ... **2011-12:** Split the season between the NY Islanders and Calgary, posting 15 points (5-10=15) in 74 total games between the two clubs ... Started the campaign with the Islanders, skating in 16 regular-season contests ... Claimed off waivers by Calgary on Nov. 25 ... In 58 games with Calgary, tallied 15 points (5-10=15) ... Set a career high with a +4 rating

CAREER HIGHLIGHTS

GAME HIGHS

G	3 (2x), last: Nov. 26, 2014 vs. TOR
A	3 (2x), last: Oct. 24, 2017 vs. DAL
PTS	3 (8x), last: Oct. 24, 2017 vs. DAL
SOG	7 (3x), last: March 5, 2016 vs. NSH
PIM	15, March 28, 2015 vs. ARI
+/-	4, Jan. 21, 2012 at EDM

STREAKS

G	3 gms (2x), last: Jan. 11-15, 2011
A	4 gms, March 11-16, 2010
PTS	6 gms, March 2-12, 2009

MILESTONES

1ST GM	Dec. 7, 2006 vs. MTL
1ST G	Dec. 21, 2007 vs. PIT
1ST PT	Dec. 21, 2007 vs. PIT
100TH GM	March 21, 2009 at OTT
200TH GM	Dec. 23, 2010 at NJD
300TH GM	Feb. 18, 2012 at LAK
400TH GM	Dec. 29, 2013 vs. PIT
500TH GM	Nov. 14, 2015 at MTL
600TH GM	Jan. 12, 2017 vs. ANA
700TH GM	Feb. 26, 2018 vs. VAN
100TH G	March 28, 2016 at NSH
100TH A	Dec. 8, 2014 at NYR
100TH PT	Jan. 11, 2011 vs. VAN
200TH PT	Nov. 14, 2015 at MTL

ACCOLADES

2004 - Gold Medal, WJC (Canada)
2006 - Gold Medal, WJC (Canada)

CAREER REGULAR SEASON														CAREER PLAYOFFS				
YEAR	TEAM	LEAGUE	GP	G	A	PTS	PIM	+/-	PP	SH	GW	S	GP	G	A	PTS	PIM	
2006-07	NY ISLANDERS	NHL	3	0	0	0	0	0	0	0	0	1	-	-	-	-	-	
	Bridgeport	AHL	61	12	31	43	46	-8	4	2	1	123	-	-	-	-	-	
2007-08	NY ISLANDERS	NHL	51	8	7	15	22	+1	1	0	1	67	-	-	-	-	-	
	Bridgeport	AHL	31	4	15	19	30	-9	1	0	1	75	-	-	-	-	-	
2008-09	NY ISLANDERS	NHL	53	7	18	25	32	-17	2	0	0	78	-	-	-	-	-	
	Bridgeport	AHL	19	4	15	19	22	4	0	0	1	40	2	0	0	0	0	
2009-10	NY ISLANDERS	NHL	61	17	18	35	40	-2	0	1	2	133	-	-	-	-	-	
2010-11	NY ISLANDERS	NHL	77	24	22	46	43	-17	5	1	3	182	-	-	-	-	-	
2011-12	NY ISLANDERS	NHL	16	0	0	0	6	-11	0	0	0	20	-	-	-	-	-	
	CALGARY	NHL	58	5	10	15	24	0	0	0	0	117	-	-	-	-	-	
2012-13	CALGARY	NHL	33	4	3	7	14	-9	0	1	1	44	-	-	-	-	-	
	COLUMBUS	NHL	9	2	3	5	6	+5	0	0	0	4	-	-	-	-	-	
2013-14	COLUMBUS	NHL	61	5	11	16	36	-2	0	0	0	107	6	0	0	0	10	
2014-15	PITTSBURGH	NHL	61	16	15	31	65	+6	0	0	5	147	5	1	0	1	8	
2015-16	COLORADO	NHL	81	12	24	36	58	-9	2	2	3	142	-	-	-	-	-	
2016-17	COLORADO	NHL	77	8	12	20	58	-19	2	1	1	103	-	-	-	-	-	
2017-18	COLORADO	NHL	79	13	21	34	50	5	0	3	3	123	6	2	0	2	2	
	NHL TOTAL		720	121	164	285	454	-69	12	9	19	1268	17	3	0	3	20	

and tied his career high with three points (1-2=3) on Jan. 21 at Edmonton ... Skated in his 300th NHL game on Feb. 18 at Los Angeles ... Set a new career high with seven SOG and tallied one assist (0-1=1) on March 18 vs. Columbus ... **2010-11:** Skated in 77 regular-season contests with the NY Islanders, posting 46 points (24-22=46) ... Established new career highs in goals (24), points (46) and shots (182) ... Finished fourth on the team in goals and was tied for fifth in both points and assists ... Shared second on the team with three GWGs, while he ranked third in hits (120) and fourth in shots (182) ... Tied his career high with three points (2-1=3) vs. the NY Rangers on Oct. 11 ... Matched a career-best with three points (1-2=3) on Dec. 11 vs. Atlanta ... Recorded two points (1-1=2) and appeared in his 200th career NHL game on Dec. 23 at New Jersey ... Posted a multi-point outing (1-1=2) and tallied his 100th career NHL point on Jan. 11 vs. Vancouver ... **2009-10:** Registered 35 points (17-18=35) in 61 games with the NY Islanders ... Potted his first career SHG (1-0=1) on Dec. 26 at the NY Rangers ... Recorded the first multi-goal game of his career (2-0=2) on Feb. 14 vs. Ottawa ... Tallied the first hat trick (3-0=3) of his NHL career on March 2 vs. Chicago, setting a new career high for goals and points in a game ... Tallied a career-high three assists (0-3=3) and matched his career-best for points in a single game vs. Toronto on March 14 ... **2008-09:** Split the season between the NY Islanders and Bridgeport of the American Hockey League (AHL) ... Appeared in 53 regular-season games with New York, registering 25 points (7-18=35) ... Tallied his first career multi-assist game (0-2=2) and a +3 rating on Dec. 26 vs. Toronto ... Skated in his 100th career NHL game on March 21 at Ottawa ... Skated in 19 AHL contests, tallying 19 points (4-15=19) and a +4 rating ... **PLAYOFFS:** Appeared in two Calder Cup Playoff games with Bridgeport, recording six SOG ... **2007-08:** Split the season between the NY Islanders and Bridgeport (AHL) ... Skated in 51 regular-season games with the Islanders, posting 15 points (8-7=15) ... Registered his first career NHL point, assist, GWG and multi-point game (1-1=2) on Dec. 21 at Pittsburgh ... Recorded two points (1-1=2) on Jan. 22 at Carolina ... Lit the lamp for his first career power play goal (1-0=1) on March 12 at Florida ... Appeared in 31 AHL games with Bridgeport and registered 19 points (4-15=19) ... **2006-07:** Split the season between the NY Islanders and Bridgeport (AHL) ... Appeared in three games with the Islanders, tallying one SOG ... Made his NHL debut on Dec. 7 vs. Montreal and logged one SOG ... Spent the majority of the season with Bridgeport and tallied 43 points (12-31=43) in 61 AHL contests.

INTERNATIONAL CAREER

Won a gold medal with Team Canada at the 2006 IIHF World Junior Championship ... Led Team Canada with seven points (3-4=7) in six tournament contests ... Also helped Canada capture a gold medal at the 2004 IIHF World Junior Championship.

REMI
ELIE

#40 | LW | SHOOTS LEFT | 6'1" | 215 LBS | DOB: 4/16/95 | CORNWALL, ONTARIO

DRAFTED: Selected by Dallas in the second round (40th overall) of the 2013 NHL Draft

2017-18 SEASON

Recorded 14 points (6-8=14) in 72 regular-season games with Dallas in 2017-18 ... Also recorded a +5 plus/minus rating and scored one game-winning goal ... Scored five of his six goals on the season and recorded nine points (5-4=9) in 36 road games ... Was tied for fifth among Stars forwards and shared seventh among all team skaters with 101 hits in 2017-18 ... Dallas was 10-0-4 in games in which he recorded at least one point ... Also appeared in four games with Texas of the American Hockey League (AHL) ... Tallied one goal (1-0=1) and a +3 rating in four regular-season games with Texas in 2017-18 ... Registered a goal (1-0=1) for his first point of the 2017-18 campaign on Nov. 4 vs. Buffalo ... Posted a career-high six shots on goal and dented the net (1-0=1) on Nov. 30 at Chicago ... Earned points in back-to-back games (1-1=2) for the first time during the season from Nov. 30 - Dec. 2 ... Scored his first career game-winning goal (1-0=1) on Dec. 13 at the New York Islanders ... Tallied one assist (0-1=1), two hits and a season-high two blocked shots on Dec. 21 vs. Chicago ... Scored a goal (1-0=1) and added a season-high +2 rating on Jan. 20 at Buffalo ... Posted a season-high five hits on Jan. 30 against Los Angeles ... Matched a season high with five hits on Feb. 9 vs. Pittsburgh ... Logged a season-high 16:24 of ice time and added four hits and a +1 rating on Feb. 22 at Los Angeles ... Recorded career-highs in assists and points (0-2=2) on March 24 vs. San Jose ... **PLAYOFFS:** Skated in 19 Calder Cup Playoffs games with Texas, recording nine points (2-7=9) ... Ranked ninth on the team in assists (7) and 10th in points (9).

CAREER

2016-17: Split the season between Dallas and Texas of the American Hockey League (AHL) ... Registered seven points (1-6=7) in 18 regular-season NHL games with Dallas ... Also tallied a +5 rating and added 30 hits while averaging 15:38 of ice time per game ... Made his NHL debut on March 4 at Florida, posting two shots in 15:29 of ice time ... Tallied an assist (0-1=1) for the first point of his NHL career on March 8 at Ottawa ... Scored his first career NHL goal (1-0=1) on March 12 at San Jose ... Logged two assists (0-2=2) for his first career multi-point game on March 24 against San Jose ... Began the season with Texas (AHL), posting 28 points (9-19=28) in 53 regular-season AHL contests ... Finished tied for eighth on Texas with 28 points, while he shared 10th with 19 assists ... Six of his 19 assists came on the power play ... Recorded two points (0-2=2) for his first points of the season on Oct. 21 at Ontario ... Notched two points (1-1=2) including his first goal of the campaign, on Oct. 22 at San Diego ... Tallied a season-high three points (0-3=3) on Nov. 12 against San Jose ... Scored a power play goal (1-0=1) on Jan. 11 at Ontario ... Recorded a season-long three-game point streak (1-2=3) from April 12 - 15 ... **2015-16:** Registered 17 points (6-11=17) in 64 regular-season games with Texas (AHL) in his first season in the AHL ... Finished fourth on the team with 51 penalty minutes ... Also scored one power play goal and one game-winning goal ... Made his professional debut on Oct. 10 against San Antonio, recording two shots on goal ... Tallied an assist (0-1=1) for the first point of his professional career on Oct. 16 at Chicago ... Scored a PPG (1-0=1) for his first AHL goal on Oct. 18 at Rockford ... Recorded a three-game point streak (1-3=4) from Oct. 16 - 18 ... Scored the first game-winning goal (1-0=1) of his pro career on Feb. 20 at Bakersfield ... Notched two assists (0-2=2) and a season-high +4 rating on March 5 against Manitoba ... **PLAYOFFS:** Made his first trip to the Calder Cup Playoffs, logging two shots on goal in four postseason contests with Texas ... **2014-15:** Split the season between Belleville and Erie of the Ontario Hockey League (OHL) ... Tallied 76 points (30-46=76) in 63 total games ... Finished tied for 15th in the OHL with five GWGs ... Opened the season with Belleville, recording 34 points (14-20=34) in 35 games ... Also tallied five PPGs, three GWGs and two shorthanded goals ... Finished the campaign with Erie, posting 42 points (16-26=42) in 28 regular-season games ... Shared eighth on Erie with a +23 rating ... Opened the season with a three-game point streak (2-3=5) from Sept. 26 - Oct. 2 ... Posted a season-high four points (2-2=4) on Oct. 18 against Sault Ste. Marie ... Registered

CAREER HIGHLIGHTS

GAME HIGHS

G	1 (7x), last: March 14, 2018 at TOR
A	2, March 24, 2017 vs. SJS
PTS	2, March 24, 2017 vs. SJS
SOG	6, Nov. 30, 2017 at CHI
PIM	4, Nov. 30, 2017 at CHI
+/-	3, March 24, 2017 vs. SJS

STREAKS

G	N/A
A	N/A
PTS	2 gms (4x), last: Feb. 27 - March 1, 2018

MILESTONES

1ST GM	March 4, 2017 at FLA
1ST G	March 12, 2017 at SJS
1ST PT	March 8, 2017 vs. OTT

ACCOLADES

2013 - OHL Champion (London)

CAREER REGULAR SEASON

CAREER PLAYOFFS

YEAR	TEAM	LEAGUE	GP	G	A	PTS	PIM	+/-	PP	SH	GW	S	GP	G	A	PTS	PIM
2012-13	London	OHL	65	7	10	17	34	7	0	0	1	-	21	4	4	8	8
2013-14	London	OHL	6	1	2	3	4	-1	0	0	0	-	-	-	-	-	-
2013-14	Belleville	OHL	61	28	37	65	44	-12	10	0	2	-	-	-	-	-	-
2014-15	Belleville	OHL	35	14	20	34	24	4	5	2	3	-	-	-	-	-	-
2014-15	Erie	OHL	28	16	26	42	14	23	2	0	2	-	20	4	20	24	20
2015-16	Texas	AHL	64	6	11	17	51	-6	1	0	1	79	4	0	0	0	0
2016-17	DALLAS	NHL	18	1	6	7	8	5	0	0	0	15	-	-	-	-	-
	Texas	AHL	53	9	19	28	37	-2	1	1	0	83	-	-	-	-	-
2017-18	DALLAS	NHL	72	6	8	14	18	5	0	0	1	70	-	-	-	-	-
	Texas	AHL	4	1	0	1	6	3	0	0	1	7	19	2	7	9	10
DAL/NHL TOTAL			90	7	14	21	26	10	0	0	1	85	-	-	-	-	-

a five-game point streak (5-6=11) from Oct. 11 – 24 ... Made his Erie debut on Jan. 8 at Sarnia ... Matched a season-high four points (3-1=4), including posting his first hat trick of the season, on Jan. 16 against Kingston ... Posted a season-long nine-game point streak (7-9=16) from Jan. 9 – Feb. 1 ... Matched his season-long nine-game point streak (5-11=16) from Feb. 27 – March 19 ... **PLAYOFFS:** Registered 24 points (4-20=24) in 20 postseason games, helping Erie reach the OHL Championship ... Ranked fourth in the OHL and second on Erie with 20 assists ... Finished fifth in the OHL and also ranked second on the club with 24 points in the postseason ... Was tied for second in the OHL and paced Erie with a +14 rating ... Recorded at least one point in 16 of his 20 postseason contests ... **2013-14:** Split the season between London and Belleville (OHL) ... Recorded 68 points (29-39=68) in 67 total games in 2013-14 ... Started the season with London, recording three points (1-2=3) in six games before being traded to Belleville ... Finished the season with Belleville, tallying 65 points (28-37=65) in 61 regular-season games ... Ranked first on Belleville in assists (37), points (65) and PPGs (10) ... Finished second on Belleville with 28 goals ... Made his Belleville debut on Oct. 10 at Windsor, tallying an assist (0-1=1) in the contest ... Registered points (2-3=5) in each of his first three games with Belleville from Oct. 10 – 12 ... Notched three points (2-1=3), including his first multi-goal game of the season, on Nov. 2 against North Bay ... Posted a five-game point streak (6-1=7) from Nov. 2 – 13 ... Notched a season-long seven-game point streak (2-6=8) from Nov. 19 – Dec. 4 ... Recorded a season-high seven points (3-4=7), including his first hat trick of the season, on Dec. 29 at Kingston ... Posted a five-game point streak (4-5=9), including four consecutive multi-point outings, from Feb. 1 – 13 ... Finished the season recording seven points (2-5=7) over his last three games from March 12 – 15 ... **2012-13:** Registered 17 points (7-10=17) in 65 regular-season games with London in his first season in the OHL ... Led team rookies in goals (7) and finished second in assists (10) and points (17) ... Made his OHL debut on Sept. 21 against Erie ... Scored a goal (1-0=1) for his first point of his OHL career on Sept. 23 at Guelph ... Notched two points (1-1=2) on Oct. 25 at Peterborough ... Recorded points in back-to-back games (1-1=2) from Oct. 27 – Nov. 1 ... Earned two points (1-1=2) on Jan. 11 against Ottawa ... Logged a three-game point streak (2-1=3) from March 1 – 6 ... **PLAYOFFS:** Ranked eighth on London with eight points (4-4=8) in 21 postseason games in his first trip to the OHL playoffs ... Also shared seventh on the squad with four goals ... Scored one



RADEK

FAKSA



#12 | C | SHOOTS LEFT | 6'3" | 220 LBS | DOB: 1/9/94 | VITKOV, CZECH REPUBLIC

DRAFTED: Selected by Dallas in the first round (13th overall) of the 2012 NHL Draft

2017-18 SEASON

Ranked sixth on Dallas and matched a career high with 33 points (17-16=33) in 79 regular-season games during the 2017-18 season ... Finished tied for 15th among NHL forwards and led Dallas with a career-best +21 plus/minus rating ... Ranked fifth on the Stars with a career-high 17 goals ... Was tied for fifth on the squad with a career-high three game-winning goals ... Shared fifth among Stars forwards and seventh among all team skaters with 101 hits ... Finished fifth among club forwards with 56 blocked shots ... Ranked second among team faceoff leaders with a 51.6% faceoff win percentage ... Tied for ninth in the NHL and led the Stars with a +16 rating on the road ... Paced club forwards with 1:59 of shorthanded time on ice per game ... Dallas was 7-0-0 in games in which he recorded multiple points ... Registered two points (1-1=2) for his first points of the season on Oct. 17 vs. Arizona ... Recorded a three-game point streak (2-3=5) from Oct. 17 - 21 ... Notched two points (1-1=2), including his first GWG of the season, and added a +2 rating on Nov. 4 against Buffalo ... Tied a career long with a four-game point streak (5-2=7) from Nov. 28 - Dec. 3, including posting a new career-long three-game goal streak (5-1=6) from Nov. 28 - Dec. 2 ... Scored three goals (3-0=3) for his first career NHL hat trick on Nov. 28 at Vegas ... Recorded two points (1-1=2), including scoring on his first career penalty shot attempt, on Nov. 30 at Chicago ... Matched a career high with three assists (0-3=3) on Dec. 31 against San Jose ... Recorded a career-high 18 faceoff wins, going 72.0% (18-for-25) from the dot on Feb. 3 vs. Minnesota ... Tied a career high with a +3 rating and added an assist (0-1=1) on Feb. 8 vs. Chicago ... Posted a season-high four hits on Feb. 22 at Los Angeles ... Logged season highs with four blocked shots and 21:14 TOI on March 23 vs. Boston ... Scored his second shorthanded goal (1-0=1) of the season on March 31 vs. Minnesota.

CAREER

2016-17: Registered 33 points (12-21=33) in 80 games during the 2016-17 campaign ... Ranked fifth on the squad with 21 assists and was tied for sixth with 33 points ... Finished second among Stars forwards with 62 blocked shots ... Ranked second on the team with 42 takeaways, while he ranked fourth with 101 hits ... Ranked seventh on Dallas with 132 shots on goal ... Shared fifth among team forwards, averaging 16:10 time on ice per game ... Scored nine of his 12 goals on home ice, which was tied for fifth on the team ... Posted two hits and two assists (0-2=2) for his first multi-point game of the season on Nov. 11 at Calgary ... Registered two points (1-1=2) and a career-high six hits on Dec. 17 vs. Philadelphia ... Earned a career-high three points (0-3=3) and a +3 rating on Jan. 9 at Los Angeles ... Recorded a career-long four-game point streak (1-4=5) from Jan. 12 - 17 ... Skated in his 100th career NHL game on Feb. 2 vs. Winnipeg ... Tallied an assist (0-1=1) and a career-best 19:56 of ice time on Feb. 12 at Nashville ... **2015-16:** Split the season between the Dallas Stars and the Texas Stars of the American Hockey League (AHL) ... Recorded 12 points (5-7=12) and a +9 rating in 45 games with Dallas in his first NHL season ... His +9 rating was the ninth-best plus/minus rating by a rookie in franchise history and eighth-best since the team moved to Dallas ... In 59:03 of shorthanded time on ice for the season, he was only on the ice for three power play goals against ... Won 49.1% of his faceoffs, going 197-for-401 at the dot ... Made his NHL debut on Oct. 17 at Florida ... Scored his first career NHL goal for his first NHL point (1-0=1) on Nov. 6 at Carolina ... Tallied his first career assist (0-1=1) on Nov. 8 at Detroit ... Recorded two assists (0-2=2) for his first career multi-point game on Feb. 27 vs. the NY Rangers ... Also appeared in 28 AHL games, posting 26 points (15-11=26) with Texas ... Ranked fourth on the team with a +12 rating and was tied for seventh with 15 goals ... **PLAYOFFS:** Recorded five points (3-2=5) and a +2 rating in 13 postseason games in his first Stanley Cup Playoffs ... Shared the team-lead with two game-winning goals, while he was tied for fifth with three goals ... Ranked fourth on Dallas with nine takeaways ... Scored the GWG (1-0=1) in his Stanley Cup Playoffs debut in Game 1 of the Western Conference First

CAREER HIGHLIGHTS

GAME HIGHS

G	3, Nov. 28, 2017 at VGK
A	3(2x), last: Dec. 31, 2017 vs. SJS
PTS	3 (3x), last: Dec. 31, 2017 vs. SJS
SOG	6 (2x), last: Dec. 2, 2017 vs. CHI
PIM	12, Jan. 23, 2018 vs. FLA
+/-	3 (5x), last: Feb. 8, 2018 at CHI

STREAKS

G	3 gms, Nov. 28 - Dec. 2, 2017
A	3 gms, Feb. 9-12, 2017
PTS	4 gms (2x), last: Nov. 28 - Dec. 3, 2017

MILESTONES

1ST GM	Oct. 17, 2015 at FLA
1ST G	Nov. 6, 2015 at CAR
1ST PT	Nov. 6, 2015 at CAR
100TH GM	Feb. 2, 2017 vs. WPG
200TH GM	March 29, 2018 at MIN

ACCOLADES

2014 - Calder Cup (AHL)

CAREER REGULAR SEASON

CAREER PLAYOFFS

YEAR	TEAM	LEAGUE	GP	G	A	PTS	PIM	+/-	PP	SH	GW	S	GP	G	A	PTS	PIM
2011-12	Kitchener	OHL	62	29	38	67	47	19	8	3	6	-	13	2	4	6	10
	Czech Rep.	WJC	6	2	0	2	4	-3	-	-	-	-	-	-	-	-	-
2012-13	Texas	AHL	2	0	1	1	0	-1	0	0	0	1	-	-	-	-	-
	Kitchener	OHL	39	9	22	31	26	-1	6	0	4	-	10	4	2	6	4
	Czech Rep.	WJC	6	0	2	2	2	1	-	-	-	-	-	-	-	-	-
2013-14	Texas	AHL	6	1	2	3	6	-2	0	0	0	5	21	4	0	4	8
	Kitchener	OHL	30	16	11	27	22	-8	3	2	1	0	-	-	-	-	-
	Sudbury	OHL	29	5	16	21	26	-1	2	0	1	-	5	1	2	3	10
	Czech Rep.	WJC	5	1	0	1	2	-1	-	-	-	-	-	-	-	-	-
2014-15	Texas	AHL	32	4	6	10	12	-13	0	0	1	49	-	-	-	-	-
2015-16	DALLAS	NHL	45	5	7	12	16	9	0	0	1	67	13	3	2	5	2
	Texas	AHL	28	15	11	26	22	12	1	0	4	62	-	-	-	-	-
	Czech Rep.	WC	3	0	0	0	0	1	-	-	-	-	-	-	-	-	-
2016-17	DALLAS	NHL	80	12	21	33	67	-6	0	0	0	132	-	-	-	-	-
2017-18	DALLAS	NHL	79	17	16	33	36	21	0	2	3	118	-	-	-	-	-
NHL/DAL TOTAL			204	34	44	78	119	24	0	2	4	317	13	3	2	5	2

Round vs. Minnesota ... Notched two points (1-1=2), including the GWG, in Game 1 of the Western Conference Second Round vs. St. Louis ... **2014-15:** Tallied 10 points (4-6=10) in 32 regular-season AHL contests with Texas ... Recorded 49 SOG and 12 PIM ... Posted a season high with two points (0-2=2) on Dec. 7 at Hamilton ... Recorded a four-game point streak (1-3=4) from Dec. 12 - 20 ... Suffered a season-ending shoulder injury on Jan. 4 at Charlotte ... **2013-14:** Split the season between Texas (AHL), and the Kitchener Rangers and Sudbury Wolves of the Ontario Hockey League (OHL) ... Skated in six regular-season AHL contests with Texas tallying three points (1-2=3) ... Recorded all three points (1-2=3) on April 12 at San Antonio ... Accumulated 48 points (21-27=48) in 59 regular-season games for Kitchener and Sudbury ... Registered his first career OHL hat trick (3-0=3) on Sep. 29 at Oshawa ... Traded from Kitchener to Sudbury on Jan. 9 ... **PLAYOFFS:** Contributed four goals (4-0=4) during Texas' Calder Cup Championship run ... Skated in all 21 of Texas' postseason games ... Tied for eighth on the team in goals (4) ... Recorded a multi-goal game (2-0=2) in Game 6 of the Western Conference Semifinals vs. Grand Rapids ... Also appeared in five postseason games with Sudbury, recording three points (1-2=3) and 10 PIM ... **2012-13:** Skated in two AHL games for Texas, posting one point (0-1=1) ... Made his AHL debut on April 19 vs. Houston ... Tallied his first AHL point with an assist (0-1=1) on April 20 vs. Rockford ... Spent the majority of the season with Kitchener (OHL), recording 31 points (9-22=31) in 39 contests ... Finished the season ranked sixth on the team in assists (22) and ninth in points (31) ... Accumulated six PPG and four GWGs, good for fourth and third on the team, respectively ... **PLAYOFFS:** Skated in all 10 of Kitchener's postseason games, registering six points (4-2=6) ... Led the team in goals (4) and ranked fifth in points (6) ... Recorded a three-game goal streak (3-1=4) from March 26 - 29 in the Conference Quarterfinals vs. Guelph ... **2011-12:** Named to the OHL First All-Rookie Team ... Appeared in the CHL Top Prospects Game ... Amassed 67 points (29-28=67) in 62 games during his OHL rookie campaign with Kitchener ... Led all OHL rookies in goals (29), assists (28) and points (67), ranking second, fourth and third on the team, respectively ... Paced OHL rookies and ranked second on Kitchener with six GWG ... Ranked second amongst OHL rookies with a +19 rating and with three shorthanded tallies, good for fifth and second on the team ... Recorded his first OHL point and multi-point game (1-1=2) on Sept. 30 at Saginaw ... Notched his first OHL career multi-goal game (2-0=2) on Nov. 4 vs. Niagara ... Registered an OHL career-high four points (2-2=4) on March 10 at Erie ... **PLAYOFFS:** Skated in 13 games posting six points (2-4=6), ranking ninth on the team ... Began the playoffs with a three-game point streak (1-2=3) from March 23 - March 26 ... Notched the GWG (1-0=1) on April 11 vs. Plymouth.

INTERNATIONAL CAREER

Was selected to participate for Team Czech Republic at the 2016 World Cup of Hockey ... Skated for the Czech Republic at the 2016 IIHF World Championship, posting a +1 rating in three games ... Represented the Czech Republic at the 2014 IIHF World Junior Championship, recording one point (1-0=1) in five tilts ... Also skated for the Czech Republic at the 2013 IIHF World Junior Championship, tallying two points (0-2=2) in six games ... Recorded two goals (2-0=2) in six tournament games with Team Czech Republic at the 2012 IIHF World Junior Championship ... Also represented the Czech Republic at the 2011 World U18 Championship, posting two PIM in six tournament contests.



MARTIN

HANZAL



#11 | C | SHOOTS LEFT | 6'6" | 230 LBS | DOB: 2/20/87 | PISEK, CZECH REPUBLIC

DRAFTED: Selected by Arizona in the first round (17th overall) of the 2005 NHL Draft

ACQUIRED: Signed by Dallas as a free agent on July 1, 2017

2017-18 SEASON

Registered 10 points (5-5=10) in 38 regular-season games in his first season with the Stars ... Missed 44 games due to injury, including the final 22 games of the regular season ... Scored two power play goals and one game-winning goal ... Recorded 66 hits on the season, while his 1.73 hits-per-game average was good for third among team forwards and seventh among all Stars skaters ... Logged a 55.1% faceoff percentage, going 239-for-434 from the faceoff circle ... Dallas posted a 7-1-2 record in games in which he registered a point ... Made his Stars debut on Oct. 6 vs. Vegas ... Scored a goal (1-0=1) for his first point in a Stars sweater and logged a season-high five shots on goal on Oct. 10 vs. Detroit ... Registered points in back-to-back games (1-1=2) from Dec. 15 – 16 ... Scored his lone game-winning goal (1-0=1) of the season on Feb. 5 vs. the NY Rangers ... Recorded a season-high 18:09 of ice time and added four hits on Oct. 21 vs. Carolina ... Earned a season-best 88.9% faceoff percentage, going 8-for-9 from the dot, on Nov. 16 at Tampa Bay ... Logged a season-high 13 faceoff wins, going 13-for-18 (72.2%) from the faceoff circle, and dented the net (1-0=1) on Dec. 23 vs. Nashville ... Posted six hits and two blocked shots on Jan. 15 at Boston ... Tallied a season-high seven hits on Jan. 18 at Columbus.

CAREER

2016-17: Split the season between Arizona and Minnesota, combining for 39 points (20-19=39) in 71 regular-season games ... Established a new career high with 20 goals and matched a career high with 169 shots on goal ... Also finished with a 56.4% faceoff win percentage, just one-tenth of a percentage point shy of tying a career-best mark ... Opened the season with Arizona, posting 26 points (16-10=26) in 51 games ... His 16 goals finished tied for second on the club, while he also ranked second with four power play goals ... He also led all Arizona forwards with an average 18:35 of ice time per game ... Was acquired by Minnesota via trade on Feb. 26 ... Posted 13 points (4-9=13) in 20 regular-season games with Minnesota ... Registered two points (1-1=2) in the season opener on Oct. 15 vs. Philadelphia ... Recorded a season-high 21 faceoff wins and a 67.7 FOW (21-for-31) on Oct. 18 at Ottawa ... Scored two goals (2-0=2) for his first multi-goal game of the season on Dec. 1 vs. Los Angeles ... Tallied an assist (0-1=1) for his 300th career NHL point on Dec. 29 vs. NY Rangers ... Posted a season-high three points (1-2=3) on Jan. 21 vs. Tampa Bay ... Skated in his 600th career NHL game on Feb. 4 at San Jose ... Made his Minnesota debut on Feb. 27 vs. Los Angeles, posting two SOG and five hits in the game ... Registered an assist (0-1=1) for his 200th career assist on March 10 at Florida ... **PLAYOFFS:** Recorded one goal (1-0=1) in five Stanley Cup Playoff games with Minnesota ... Posted a 57.3% FOW, going 51-for-89 at the faceoff dot ... **2015-16:** Registered a career-high 41 points and 28 assists (13-28=41) in 64 games in his fifth season as an alternate captain with Arizona ... Won 56.0% of his faceoffs ... Ranked fourth on the team in assists and fifth in points ... Finished tied for the team lead in road scoring with 21 points (7-14=21) in 32 games ... Averaged the third-most PP TOI/G on the squad (3:09) ... Scored three PPGs and two game-winning goals ... Ranked second among Coyotes forwards in TOI/G (17:47) ... Recorded eight multi-pointing games, with Arizona posting an 8-0-0 record those contests ... Began the season with a four-game point streak (0-7=7) from Oct. 9 – 15 ... Tallied two assists (0-2=2) on Oct. 9 at Los Angeles ... Notched three points (0-3=3) on Oct. 14 at Anaheim ... Appeared in his 500th career NHL game on Oct. 22 at NY Rangers ... Earned two assists (0-2=2) on Nov. 5 vs. Colorado ... Scored two goals (2-0=2) on Nov. 10 at Los Angeles ... Logged a three-game point streak (3-4=7) from Feb. 13 – 18 ... Registered three points (1-2=3) on Feb. 15 vs. Montreal ... Posted

CAREER HIGHLIGHTS

GAME HIGHS

G	3 (2x), last: Nov. 14, 2014 at VAN
A	3 (7x), last: Oct. 14, 2015 at ANA
PTS	4 (3x), last: Jan. 3, 2015 vs. CBJ
SOG	8 (3x), last: Feb. 24, 2017 at DAL
PIM	19, Oct. 8, 2009 at BUF
+/-	4 (2x), last: Dec. 23, 2014 at EDM

STREAKS

G	3 (2x), last: Feb. 11-14, 2017
A	4 gms, Oct. 9-15, 2015
PTS	5 gms (2x), last: March 22-31, 2016

MILESTONES

1ST GM	Oct. 14, 2007 vs. STL
1ST G	Oct. 11, 2007 at NSH
1ST PT	Oct. 14, 2007 vs. STL
100TH GM	Dec. 10, 2008 at DAL
200TH GM	Jan. 30, 2010 vs. NYR
300TH GM	Nov. 10, 2011 vs. MTL
400TH GM	Oct. 19, 2013 vs. DET
500TH GM	Oct. 22, 2015 at NYR
600TH GM	Feb. 4, 2017 at SJS
100TH G	March 24, 2016 vs. DAL
100TH A	Feb. 25, 2012 at EDM
200TH A	March 10, 2017 at FLA
100TH PT	Oct. 16, 2010 vs. DET
200TH PT	April 4, 2013 vs. DET
300TH PT	Dec. 29, 2016 vs. NYR

another three-point outing (1-2=3) on Feb. 18 vs. Dallas ... Scored his 100th career NHL goal (1-0=1) on March 24 vs. Dallas, becoming the fifth Coyote to score 100 goals with the team ... Tallied two assists (0-2=2) on March 28 vs. Calgary ... Registered a five-game point streak (3-4=7) from March 22 – 31 ... Missed 18 games due to injury ... **2014-15:** Recorded 24 points (8-16=24) in 37 regular-season games with Arizona ... Missed 45 games due to injury ... Won 56.5% of his faceoffs ... Ranked second on the team with three GWGs ... Finished third among Coyotes forwards in TOI/G (17:44) ... Recorded four multi-point games ... Scored a goal (1-0=1) in the season opener on Oct. 9 vs. Winnipeg ... Notched two assists (0-2=2) on Oct. 15 vs. Edmonton ... Scored a PPG (1-0=1) on Oct. 30 at Florida ... Won 66.7% of his faceoffs (8-for-12) on Nov. 1 at Carolina ... Notched his second career hat trick (3-0=3) on Nov. 14 at Vancouver, marking the sixth natural hat trick in Coyotes history and the first since Radim Vrbata on Oct. 3, 2013, per Elias Sports Bureau ... Matched a career high with three assists (0-3=3) on Dec. 23 at Edmonton ... Tallied a season-high four points (1-3=4) on Jan. 3 vs. Columbus ... **2013-14:** Registered 40 points (15-25=40) in 65 regular-season games with Arizona ... Ranked first on the team with 200 hits and led the team with 73 penalty minutes ... Won 54.5% of his faceoffs ... Ranked fourth among Coyotes forwards in TOI/G (18:40) and was fourth on the team in shots (169) ... Recorded six multi-point games on the season ... Notched five PPGs and two GWGs ... Missed 15 games due to injury ... Posted two assists (0-2=2) in the season opener on Oct. 3 vs. the NY Rangers ... Registered a three-game point streak (1-2=3) from Oct. 8 – 11 ... Scored two goals (2-0=2) on Oct. 13 at Los Angeles ... Skated in his 400th career NHL contest and recorded the GWG (1-0=1) on Oct. 19 vs. Detroit ... Posted a three-game assist streak (0-3=3) from Nov. 5 – 9 ... Won 75.0% of his faceoffs, going 15-for-20 at the faceoff dot on Nov. 14 at Chicago ... Matched career-highs with three assists and four points (1-3=4) on Nov. 16 vs. Tampa Bay ... Won 81.3% of his faceoffs (13-for-16) on Dec. 17 at Montreal ... Posted two points (1-1=2) on Jan. 7 vs. Calgary ... Recorded two points (1-1=2) on Jan. 11 vs. Anaheim ... Scored the GWG and added an assist (1-1=2) on Jan. 18 vs. New Jersey ... **2012-13:** Finished sixth on Arizona with 23 points (11-12=23) in 39 regular-season games ... Served as an alternate captain for the second season ... Led Coyotes forwards in TOI/G (18:32) ... Ranked second on the team in PPG (4), hits (100) and takeaways (24), while he ranked fifth in shots (93) ... Registered six multi-point games ... Missed nine games due to injury ... Scored a goal (1-0=1) in the home opener on Jan. 20 vs. Chicago ... Posted a four-game point streak (4-1=5) from Feb. 1 – 7 ... Netted two goals (2-0=2) on Feb. 1 at Dallas ... Scored a PPG (1-0=1) on Feb. 7 vs. Chicago ... Tallied three points (2-1=3), including the GWG, on Feb. 16 vs. Columbus ... Posted three points (1-2=3) on March 28 at Nashville ... Earned back-to-back two-point games (2-2=4) on April 4 vs. Detroit and April 6 vs. Colorado ... Recorded two assists (0-2=2) on April 27 at Anaheim ... **2011-12:** Recorded 34 points (8-26=34) and a career-best +12 rating in 64 regular-season games in his first season as an alternate captain with Arizona ... Posted a team-leading 239 hits, while he ranked third on the squad with 41 takeaways and fifth with a +12 rating ... Posted eight multi-point games ... Scored two goals (2-0=2) on Oct. 23 at Anaheim ... Recorded two points (1-1=2), including the GWG, on Oct. 27 vs. New Jersey ... Skated in his 300th career game on Nov. 10 vs. Montreal ... Collected two helpers (0-2=2) on Dec. 15 vs. Edmonton ... Recorded a season-high 12 hits on Dec. 17 vs. the NY Rangers ... Posted two points (1-1=2) on Feb. 4 vs. San Jose ... Netted two goals (2-0=2), including the GWG, on Feb. 6 vs. Detroit ... Matched a career high with three assists (0-3=3) on Feb. 21 vs. Los Angeles ... Collected two assists (0-2=2) on Feb. 25 at Edmonton ... Won 18 of 24 faceoffs (75.0%) on March 1 vs. Calgary ... Recorded 10 hits on March 25 vs. St. Louis ... Registered an assist (0-1=1) and a career-high seven SOG on March 29 vs. San Jose ... **PLAYOFFS:** Posted six points (3-3=6), two GWGs and a +2 rating in 12 Stanley Cup Playoff games ... Ranked second on the team with 57 hits and 29 PIM ... Appeared in three games of the Western Conference Quarterfinals vs. Chicago ... Scored the GWG (1-0=1) in overtime in Game 1 of the WCQF vs. Chicago on April 12 ... Recorded four points (2-2=4) in the Western Conference Semifinals vs. Nashville ... Scored the GWG (1-0=1) in Game 5 of the WCSF vs. Nashville on May 7 ... Played in four of five games in the Western Conference Final vs. Los Angeles and scored a PPG (1-0=1) ... **2010-11:** Appeared in 61 regular-season games for Arizona, recording 26 points (16-10=26) and 54 PIM ... Ranked third on the team and established new career-highs with five GWGs and seven PPGs ... Finished second on the team in hits (147) ... Led Coyotes forwards in average TOI/G (19:30) ... Recorded four multi-point games ... Scored a goal (1-0=1) for his 100th career NHL point on Oct. 16 vs. Detroit ... Registered two assists (0-2=2) on Nov. 3 vs. Nashville, his first game back in the lineup after missing the previous six due to injury ... Scored back-to-back power play GWGs (2-0=2) on Nov. 13 vs. St. Louis and Nov. 19 at Calgary ... Scored a season-high two goals (2-0=2) on Nov. 23 vs. Edmonton ... Scored a goal (1-0=1) and logged a career-best 26:03 TOI on Dec. 18 at the NY Islanders ... Posted two assists (0-2=2) on Jan. 11 at Columbus ... **PLAYOFFS:** Logged three points (1-2=3) and eight PIM in four postseason contests ... Scored his first career Stanley Cup Playoff goal (1-0=1) in Game 4 of the Western Conference Quarterfinals vs. Detroit on April 20 ... **2009-10:** Recorded 33 points (11-22=33) in a career-high 81 games ... Also established a new career high with 104 PIM, which ranked second on the team ... Logged a season-high 24:26 TOI on Oct. 12 at San Jose ... Scored his first goal of the season (1-0=1) on Oct. 28 at Columbus ... Notched two points (1-1=2) for his first multi-point game of the season on Nov. 5 vs. Chicago ... Tied a career high with three assists (0-3=3) on Dec. 16 at Toronto ... Registered a career-

long five-game point streak (2-3=5) from Dec. 21 – 29 ... Posted two assists (0-2=2) on Jan. 16 vs. Minnesota ... Recorded a three-game point streak (2-2=4) from Feb. 8 – 12 ... Earned two points (1-1=2) on Feb. 11 at Minnesota ... Scored two goals (2-0=2) on March 13 at Carolina ... **PLAYOFFS:** Recorded three assists (0-3=3) in his first trip to the Stanley Cup Playoffs, appearing in all seven of Arizona's postseason contests ... Collected an assist (0-1=1) in Game 2 of the Western Conference Quarterfinals vs. Detroit on April 16 for his first career NHL postseason point ... Notched two assists (0-2=2) in Game 3 of the WCQF at Detroit on April 18 ... **2008-09:** Skated in 74 regular-season games for Arizona, recording 31 points (11-20=31) and 40 PIM ... Led the Coyotes in faceoff attempts (1,078), faceoff wins (521) and shorthanded goals (2) ... Finished the campaign with six multi-point games ... Recorded his first career NHL hat trick (3-0=3) on Dec. 4 vs. Toronto, setting an Arizona franchise record for fastest hat trick from the start of a game (20:27) ... Skated in his 100th career NHL game, scored two goals (2-0=2) and recorded a +3 rating on Dec. 10 at Dallas ... Tallied his ninth goal of the season (1-0=1) on Dec. 22 at Edmonton to set new career high ... Notched two assists (0-2=2) on Jan. 17 at Calgary ... Posted two assists (0-2=2) and a +3 rating on Feb. 21 at Los Angeles ... Registered a four-game point streak (1-3=4) from March 21 – 30 ... **2007-08:** Appeared in 72 games for Arizona during his rookie campaign ... Finished the season with 35 points (8-27=35) and 28 PIM ... Ranked sixth on the team in points (35) and assists (27) ... Also ranked second on the team in faceoff wins (470) and shared fourth in GWGs (3) ... Among all NHL rookies, ranked fourth in faceoff wins (470), eighth in power play assists (11) and power play points (12), shared eighth in assists (27) and ninth in points (35) ... Made his NHL debut and recorded an assist (0-1=1) for his first career NHL point on Oct. 4 vs. St. Louis ... Scored the GWG for his first career NHL goal and added an assist (1-1=2) on Oct. 11 vs. Nashville ... Notched a three-game point streak (1-6=7) from Dec. 8 – 15 ... Tallied a season-high four points (1-3=4), including a SHG, on Dec. 15 at New Jersey ... Skated in a season-high 20:51 TOI on Dec. 31 vs. Colorado ... Posted a season-long four-game assist streak (0-5=5) from March 8 – 15 ... Collected two assists (0-2=2) on March 13 vs. Vancouver ... Recorded his first career OT goal (1-0=1) on March 25 vs. San Jose ... Scored the GWG (1-0=1) on April 4 at Dallas ... **2006-07:** Appeared in 60 games with Red Deer of the Western Hockey League (WHL) ... Recorded 85 points (26-59=85) and 94 PIM ... Named WHL Eastern Conference Second Team All-Star ... Led the team in points (85), assists (59), GWGs (7), plus/minus rating (+13) and ranked third in goals (26) ... Ranked fifth in the WHL and paced all League rookies with 85 points ... Shared fourth in the League and first among rookies with seven GWGs ... Posted four points (1-3=4) on Oct. 1 at Regina ... Recorded a 10-game point streak (6-11=17) from Oct. 7 – Nov. 1 ... Logged a nine-game point streak (3-10=13) from Nov. 10 – Dec. 1 ... Registered five points (1-4=5) on Nov. 25 at Spokane ... Tallied five points (1-4=5) on Dec. 9 vs. Regina ... Collected four assists (0-4=4) on March 11 at Lethbridge ... Scored a goal in each of last three games of regular season (3-0=3) ... **PLAYOFFS:** Led Red Deer with nine points (2-7=9) in six postseason contests.

INTERNATIONAL CAREER


Represented the Czech Republic at the 2014 Winter Olympics in Sochi, Russia, posting one assist (0-1=1) in four games ... Recorded four points (1-3=4) and a +4 rating in eight games for the Czech Republic at the 2013 IIHF World Championships ... Collected three assists (0-3=3) in six games for the Czech Republic at the 2008 IIHF World Championship ... Represented the Czech Republic at the 2007 IIHF World Junior Championship, where he finished with three points (2-1=3) in six tournament games ... Registered two assists (0-2=2) in six games for the Czech Republic at 2006 IIHF World Junior Championship ... Posted seven points (4-3=7) and a +7 rating in seven games with the Czech Republic and was named to the tournament All-Star Team at the IIHF U-18 World Championship.

CAREER REGULAR SEASON

CAREER PLAYOFFS

YEAR	TEAM	LEAGUE	GP	G	A	PTS	PIM	+/-	PP	SH	GW	S	GP	G	A	PTS	PIM
2006-07	Red Deer	WHL	60	26	59	85	94	13	-	-	-	-	6	2	7	9	19
	Czech Republic	WJC	6	2	1	3	6	0	-	-	-	-	-	-	-	-	-
2007-08	ARIZONA	NHL	72	8	27	35	28	-7	1	1	3	111	-	-	-	-	-
	Czech Republic	WC	6	0	3	3	8	3	-	-	-	-	-	-	-	-	-
2008-09	ARIZONA	NHL	74	11	20	31	40	-4	0	2	2	97	-	-	-	-	-
2009-10	ARIZONA	NHL	81	11	22	33	104	0	2	0	0	147	7	0	3	3	10
2010-11	ARIZONA	NHL	61	16	10	26	54	4	7	0	5	149	4	1	2	3	8
2011-12	ARIZONA	NHL	64	8	26	34	63	12	3	0	2	145	12	3	3	6	29
2012-13	ARIZONA	NHL	39	11	12	23	24	2	4	0	2	93	-	-	-	-	-
	Ceske Budejovice Czech		18	8	11	19	73	6	-	-	-	-	-	-	-	-	-
	Czech Republic	WC	8	1	3	4	2	4	-	-	-	-	-	-	-	-	-
2013-14	ARIZONA	NHL	65	15	25	40	73	-9	5	0	2	169	-	-	-	-	-
	Czech Republic	OLY	4	0	1	1	4	0	-	-	-	-	-	-	-	-	-
2014-15	ARIZONA	NHL	37	8	16	24	31	-1	1	0	3	85	-	-	-	-	-
2015-16	ARIZONA	NHL	64	13	28	41	77	-5	3	1	2	141	-	-	-	-	-
2016-17	ARIZONA	NHL	51	16	10	26	43	-15	4	0	2	126	-	-	-	-	-
	MINNESOTA	NHL	20	4	9	13	10	-2	1	0	0	43	5	1	0	1	0
	Czech Republic	W.Cup	3	1	1	2	2	-2	-	-	-	-	-	-	-	-	-
2017-18	DALLAS	NHL	38	5	5	10	23	-14	2	0	1	62	-	-	-	-	-
	DAL TOTAL		38	5	5	10	23	-14	2	0	1	62	-	-	-	-	-
	NHL TOTAL		666	126	210	336	570	-39	33	4	24	1368	28	5	8	13	47





JULIUS HONKA



#6 | D | SHOOTS RIGHT | 5'11" | 180 LBS | DOB: 12/3/95 | JYVASKYLA, FINLAND

DRAFTED: Selected by Dallas in the first round (14th overall) of the 2014 NHL Draft

2017-18 SEASON

Registered four points (1-3=4) in 42 regular-season NHL games with Dallas ... Posted 20 hits and 28 blocked shots ... Finished third among team defensemen averaging 1:17 of power play ice time per game ... The Stars posted a 4-0-0 record when he registered a point ... Was an even-or-plus skater in 32 of his 42 contests, with the Stars earning a 23-4-5 record in those contests ... Made his Dallas season debut on Oct. 10 vs. Detroit, recording one hit in 13:23 of ice time ... Logged a season-high 17:50 TOI and added one hit and two blocked shots on Oct. 17 vs. Arizona ... Scored his only goal (1-0=1) of the season on Dec. 11 at the NY Rangers, marking his first NHL point of the campaign ... Registered points in back-to-back games (1-1=2) from Dec. 11 - 13 ... Tallied an assist (0-1=1) for his first helper of the season on Dec. 13 at the New York Islanders ... Notched his second assist of the season (0-1=1) on Dec. 29 vs. St. Louis ... Recorded a season-high +2 rating and added two shots on Feb. 1 at Arizona ... Tallied his third assist of the season (0-1=1) on Feb. 5 vs. the NY Rangers ... Posted a season-high three blocked shots and added one hit in 16:52 TOI on March 31 vs. Minnesota ... Also recorded two points (0-2=2) in 10 American Hockey League contests with the Texas Stars.

CAREER

2016-17: Split the season between Dallas and the Texas Stars of the American Hockey League (AHL) ... Recorded five points (1-4=5) in 16 NHL games with Dallas ... Was one of 14 NHL rookies, and one of only four rookie defensemen, to score an overtime goal, including fellow Stars blueliner Esa Lindell ... Recorded four-or-more shots in five of his 16 NHL games in 2016-17 ... Began the season with Texas, where he led all club defensemen and finished sixth among all team skaters with 31 points (7-24=31) in 50 AHL games ... Also finished fourth on the team with 24 assists ... Led Texas blueliners and was tied for third among all team skaters with four power play goals ... Made his NHL debut, posted an assist (0-1=1) for his first career NHL point and registered a career-high five shots on goal on Nov. 22 vs. Minnesota ... Recorded a career-high two assists (0-2=2) on Nov. 28 at St. Louis for his first career multi-point game ... Logged an NHL career-high 22:27 of ice time on Nov. 29 at Detroit ... Scored a goal (1-0=1) for his first career NHL goal, game-winning goal and overtime goal on April 4 vs. Arizona ... Recorded season-highs with three blocked shots and two hits on April 8 vs. Colorado ... **2015-16:** Skated in 73 regular-season games with Texas (AHL), recording 44 points (11-33=44) and 38 penalty minutes ... Ranked sixth among all AHL defensemen in points (44) and tied for ninth in goals (11) and assists (33) ... Led all team defensemen in points and assists, ranking second among blueliners in goals ... Finished tied for sixth on the club in points and PPGs (4) ... His 158 SOG were third-most amongst all Texas Stars skaters ... Notched seven multi-point games ... Recorded three-or-more shots in 26 games ... Recorded two assists (0-2=2) on Dec. 26 vs. San Antonio ... Skated in the 100th game of his AHL, Texas Stars and pro career on Dec. 29 vs. San Antonio ... Registered two helpers (0-2=2) with a +2 rating on Jan. 16 at San Diego ... Recorded a season-high six SOG and two assists (0-2=2) on Jan. 27 vs. San Jose ... Recorded a season-long five-game point streak (2-4=6) from Feb. 6 - 14 ... Notched a two-game goal streak (2-0=2) from Feb. 10 - 13 ... Recorded a goal and an assist (1-1=2) on March 19 vs. Grand Rapids ... Tied his season-long with points in five consecutive games (1-4=5) from March 26 - April 2 ... **PLAYOFFS:** Appeared in four Calder Cup Playoff games with Texas, notching one assist (0-1=1) and nine shots ... Recorded his lone assist (0-1=1) of the postseason on April 23 vs. San Diego ... **2014-15:** Registered 31 points (8-23=31) in 68 regular-season AHL games with Texas in his first professional season in North America ... Among rookie AHL defensemen, finished the season tied for second in goals and ranking third in points and fourth in assists ... Also shared fifth among first year blueliners with three PPGs ... His 138 shots on goal ranked fifth and his 23 assists

CAREER HIGHLIGHTS

GAME HIGHS

G	1 (2x), last: Dec. 11, 2017 at NYR
A	2, Nov. 28, 2016 at STL
PTS	2, Nov. 28, 2016 at STL
SOG	5 (3x), last: April 4, 2017 vs. ARI
PIM	4, Feb. 1, 2018 at ARI
+/+	+2 (3x), last: April 3, 2018 at SJS

STREAKS

G	N/A
A	N/A
PTS	2 gms, Dec. 11-13, 2017

MILESTONES

1ST GM	Nov. 21, 2016 vs. MIN
1ST G	April 4, 2017 vs. ARI
1ST PT	Nov. 21, 2016 vs. MIN

ACCOLADES


2013 - Bronze Medal, WJ18 (Finland)
2014 - Gold Medal, WJC (Finland)

CAREER REGULAR SEASON													CAREER PLAYOFFS				
YEAR	TEAM	LEAGUE	GP	G	A	PTS	PIM	+/-	PP	SH	GW	S	GP	G	A	PTS	PIM
2013-14	Swift Current	WHL	62	16	40	56	52	10	-	-	-	-	6	2	0	2	6
	Finland	WJC	7	0	1	1	6	1	-	-	-	-	-	-	-	-	-
2014-15	Texas	AHL	68	8	23	31	55	-10	3	0	1	120	3	1	1	2	4
	Finland	WJC	5	1	1	2	6	-2	-	-	-	-	-	-	-	-	-
2015-16	Texas	AHL	73	11	33	44	38	1	4	0	2	158	4	0	1	1	4
2016-17	DALLAS	NHL	16	1	4	5	4	-4	0	0	1	34	-	-	-	-	-
	Texas	AHL	50	7	24	31	59	-4	4	0	1	138	-	-	-	-	-
	Finland	WC	10	1	2	3	4	-3	-	-	-	-	-	-	-	-	-
2017-18	DALLAS	NHL	42	1	3	4	14	-1	0	0	0	42	-	-	-	-	-
	Texas	AHL	10	0	2	2	6	-4	0	0	0	15	-	-	-	-	-
DAL/NHL TOTAL			58	2	7	9	18	-5	0	0	1	76	-	-	-	-	-

shared seventh among all Texas Stars skaters ... Finished the season ranked third among team defensemen in points, goals and assists ... Recorded three-or-more shots in 22 games ... Potted a goal (1-0=1) in his AHL debut on Oct. 11 vs. Iowa ... Logged his first career AHL assist (0-1=1) on Oct. 17 at Oklahoma City ... Recorded a season-long three-game point streak (0-3=3) from Oct. 24 – 29 ... Notched an assist (0-1=1) with a season-high six SOG on Oct. 25 vs. Oklahoma City ... Scored goals (2-0=2) in back-to-back games for the first time in his AHL career from Jan. 24 – 29 ... Registered two assists (0-2=2) for his first career multi-point and multi-assist outing in his AHL career on Feb. 3 vs. San Antonio ... Recorded two points (1-1=2) and four SOG on March 11 vs. Lake Erie ... Matched his season-long with points in three consecutive games (0-4=4) from April 4 – 10 ... Logged two assists (0-2=2) and five SOG on April 7 at Iowa ... **PLAYOFFS:** Appeared in three games during the postseason, registering two points (1-1=2) and nine SOG ... Made his Calder Cup Playoff debut on April 24 vs. Rockford, recording two points (1-1=2) and six shots on goal ... **2013-14:** Skated for one season with Swift Current of the Western Hockey League (WHL) during the 2013-14 campaign, posting 56 points (16-40=56) in 62 regular-season WHL games ... Posted a +10 rating ... His 56 points led all rookie WHL defensemen ... Among WHL first year players, shared third in assists (40), ranked fourth in points (56) and shared 10th in goals (16) ... Finished the season ranked ninth in goals and 11th in points among WHL defensemen ... **PLAYOFFS:** Registered two goals (2-0=2) in six games during the WHL Playoffs.

INTERNATIONAL CAREER

Represented Finland at the 2017 IIHF World Championship, skating in 10 games and registering three points (1-2=3) and 25 SOG ... His three points was tied for the team-lead among Finnish blueliners and shared fifth among all Finnish skaters ... Helped Finland reach the semifinals of the tournament and an appearance in the bronze medal game against Russia ... Selected to represent Finland at the 2015 IIHF World Junior Championship, skating in five games and recording two points (1-1=2) with 19 shots on goal ... Won the gold medal with Finland at the 2014 IIHF World Junior Championship in Malmo, skating in seven games and posting an assist (0-1=1) with nine SOG ... Captured the bronze medal with Finland at the 2013 IIHF World U18 Championship in Sochi, recording four points (1-3=4) and 17 SOG in seven games.



MATTIAS

JANMARK



#13 | C | SHOOTS LEFT | 6'1" | 195 LBS | DOB: 12/8/92 | DANDERYD, SWEDEN

DRAFTED: Selected by Detroit in the third round (79th overall) of the 2013 NHL Draft**ACQUIRED:** Via trade with Detroit along with Mattias Backman and a second-round selection in the 2015 NHL Draft in exchange for Erik Cole and a third-round selection in the 2015 NHL Draft on March 1, 2015

2017-18 SEASON

Registered 34 points (19-15=34) in 81 regular-season games in 2017-18 ... Established new career-highs in goals (19), assists (15), points (34) and games played (81) ... Ranked fourth on Dallas with 19 goals while he finished fifth on the squad with 34 points ... Tied for the team lead with two shorthanded goals ... Shared third on Dallas with four game-winning goals and was tied for fourth with four power play goals, both career-highs ... Ranked seventh on the team with 136 shots on goal ... Finished fourth among Stars forwards with 16:56 average time on ice per game ... Ranked fifth on the team with 32 takeaways ... Recorded five multi-point games in 2017-18 ... Scored a goal (1-0=1) on Oct. 7 at St. Louis for his first point of the season ... Earned two points (1-1=2), including the GWG, for his first multi-point game of the season on Oct. 10 vs. Detroit ... Recorded a season-long three-game point streak (1-2=3) from Oct. 27 - Nov. 2 ... Scored a SHG (1-0=1) on Nov. 10 vs. the NY Islanders ... Matched a career high with two goals (2-0=2), including scoring the GWG in overtime, on Nov. 30 at Chicago ... Skated in his 100th career NHL contest on Dec. 3 at Colorado ... Scored his first career power play goal (1-0=1) on Dec. 27 at Minnesota ... Tied a season-long with a three-game point streak (2-2=4) from Dec. 27 - 31 ... Lit the lamp (1-0=1) and added a career-high six shots on goal on Jan. 23 vs. Florida ... Notched a season-high two assists (0-2=2) on Dec. 31 vs. San Jose ... Recorded two points (1-1=2) and matched a career-high +3 rating on Jan. 6 vs. Edmonton ... Established a new career high with three points (2-1=3) on Jan. 20 at Buffalo ... Scored goals in back-to-back games (2-0=2) for the fifth time of the season from Feb. 1 - 3 ... Scored a SHG (1-0=1), his second of the season, on March 25 vs. Vancouver.

CAREER HIGHLIGHTS

GAME HIGHS

G	2 (3x), last: Jan. 20, 2018 at BUF
A	2 (2x), last: Dec. 31, 2017 vs. SJS
PTS	3, Jan. 20, 2018 at BUF
SOG	6, Jan. 23, 2018 vs. FLA
PIM	4, Dec. 26, 2015 at STL
+/-	3 (2x), last: Jan. 6, 2018 vs. EDM

STREAKS

G	3 gms, Feb. 13-16, 2016
A	2 gms (4x), last: Dec. 13-15, 2017
PTS	4 gms, Oct. 8-15, 2015

MILESTONES

1ST GM	Oct. 8, 2015 vs. PIT
100TH GM	Dec. 3, 2017 at COL
1ST G	Oct. 8, 2015 vs. PIT
1ST PT	Oct. 8, 2015 vs. PIT

ACCOLADES

2018 - Gold Medal, WC (Sweden)

CAREER

2016-17: Missed the entire 2016-17 due to a knee injury which he sustained during the preseason ... **2015-16:** Registered 29 points (15-14=29) in 73 games in his first season in the NHL ... Finished the season tied for 11th among League rookies with 15 goals and ranked 14th with 29 points ... Shared second among all rookies and fourth on the Stars with a +12 rating ... His +12 was the fifth-best total by a rookie in franchise history ... Tied for sixth among NHL rookies with three game-winning goals ... Was an even-or-plus skater in 60 of 73 games in 2015-16 ... Dallas earned points in 12 of the 14 games he scored a goal in, posting a 9-2-3 record ... His 15 goals were the fifth-most ever scored by a rookie since the team moved to Dallas behind James Neal (24), Jamie Benn (22), Fabian Brunnstrom (17) and Jussi Jokinen (17) ... Logged three-plus shots on goal 15 times ... Recorded three point streaks of three-or-more games ... Made his NHL debut on Oct. 8 vs. Pittsburgh, scoring his first career NHL goal and the eventual game-winner (1-0=1) on his first career shot just 1:39 into the game, marking the second-fastest goal by a Stars rookie in franchise history ... Scored his second career goal (1-0=1) on Oct. 10 at Colorado in his second career game, just 20-seconds into the contest ... Registered a season-long four-game point streak (2-2=4) from Oct. 8 - 15, marking the first time in franchise history that a rookie has earned points in each of his first four NHL games ... Scored his first career shorthanded goal (1-0=1) on Jan. 15 at Anaheim ... Registered two points (1-1=2) for his first career multi-point game on Feb. 15 at Nashville ... Posted a career-high two assists (0-2=2) on March 4 vs. New Jersey ... Scored a career-high two goals (2-0=2) on March 26 at San Jose ... Missed six games due to an upper body injury from March 12 - 24 ... **PLAYOFFS:** Made his Stanley Cup Playoffs debut, registering five points (2-3=5) in 12 contests with Dallas ... Recorded his first career postseason assist (0-1=1) with a playoff career-best 18:16 time on ice in Game 5 of the Western Conference First Round vs. Minnesota ... Notched

CAREER REGULAR SEASON


CAREER PLAYOFFS

YEAR	TEAM	LEAGUE	GP	G	A	PTS	PIM	+/-	PP	SH	GW	S	GP	G	A	PTS	PIM
2011-12	AIK	SEL	18	0	0	0	2	-4	-	-	-	-	3	0	0	0	0
	AIK J20	SuperElit	40	23	38	61	30	20	-	-	-	-	3	0	0	0	4
2012-13	AIK	SEL	55	14	17	31	32	-4	-	-	-	-	-	-	-	-	-
2013-14	Grand Rapids	AHL	2	0	0	0	2	1	0	0	0	3	6	0	1	1	0
	AIK	SHL	45	18	12	30	56	-6	-	-	-	-	10	1	3	4	24
2014-15	Texas	AHL	-	-	-	-	-	-	-	-	-	-	1	0	0	0	0
	Frolunda HC	SHL	55	13	23	36	30	9	-	-	-	-	13	4	3	7	4
2015-16	DALLAS	NHL	73	15	14	29	16	12	0	1	3	108	12	2	3	5	2
2016-17	DALLAS	NHL	-	-	-	-	-	-	-	-	-	-	-	-	-	-	-
2017-18	DALLAS	NHL	81	19	15	34	24	-13	4	2	4	136	-	-	-	-	-
NHL/DAL TOTAL			154	34	29	63	40	-1	4	3	7	244	12	2	3	5	-3

two assists (0-2=2) in Game 6 of the WCFR at Minnesota ... Tallied his first career playoff goal (1-0=1) in Game 1 of the Western Conference Second Round vs. St. Louis, tallying four shots in 15:17 time on ice ... Recorded a goal (1-0=1) in Game 6 of the WCSR at St. Louis ... **2014-15:** Spent the regular season with Frolunda of the Swedish Hockey League (SHL), posting 36 points (13-23=36) in 55 games ... Ranked second on the team in points (36), third in assists (23) and fourth in goals (13) ... Also finished fifth on the team with a +9 rating ... **PLAYOFFS:** Split time between Frolunda and the Texas Stars of the American Hockey League (AHL) ... Led Frolunda with four goals and seven points (4-3=7) in 13 postseason contests ... Also shared fifth with three assists ... Skated in one game for Texas during the Calder Cup Playoffs in Game 2 of the Western Conference Quarterfinals vs. Rockford, recording two SOG ... **2013-14:** Split the season between AIK (SHL) and Grand Rapids (AHL) ... Opened the campaign with AIK, recording 30 points (18-12=30) and 56 penalty minutes in 45 games ... Paced AIK in goals (18), points (30) and PIM (56), while sharing sixth in assists (12) ... Also appeared in two AHL games with Grand Rapids, posting two PIM ... Made his North American hockey debut on April 18, 2014 against Lake Erie, recording two PIM and one shot ... **PLAYOFFS:** Skated in 10 postseason contests with AIK, recording four points (1-3=4) and 24 PIM in 10 games ... Led the team with 24 PIM, while he shared first in assists (3) and second in points (4) ... Also made his Calder Cup Playoffs debut, recording one assist (0-1=1) in six games ... Tallied an assist (0-1=1) for his first career Calder Cup Playoffs point in Game 2 of the Western Conference Quarterfinals at Abbotsford, adding six SOG ... **2012-13:** Skated in 55 games with AIK (SHL), posting 31 points (14-17=31) and 32 PIM ... Finished second on the team in points (31), while he ranked third in goals (14) and assists (17) ... **2011-12:** Split the season between two levels of Swedish hockey ... Appeared in 18 games with AIK (SHL), registering two penalty minutes ... Also skated for AIK J20 in the SuperElit league, posting 61 points (23-38=61) in 40 games ... Served as team captain ... Led the SuperElit League in points (61), while he ranked second in assists (38) and shared seventh in goals (23) ... Shared 12th in the League with a +20 rating ... **PLAYOFFS:** Appeared in three postseason contests with AIK (SHL) ... Also skated in three playoff games with AIK J20 (SuperElit), recording a +1 rating and four PIM.

INTERNATIONAL CAREER

Helped Team Sweden win the gold medal at the 2018 IIHF World Championship in Denmark ... Finished third on the team and tied for ninth among tournament forwards with 10 points (4-6=10) in 10 contests ... Shared third on the squad in goals (4) and assists (6) ... Ranked fourth on Sweden and finished tied for sixth among tournament forwards with a +8 rating.



STEPHEN

JOHNS



#28 | D | SHOOTS RIGHT | 6'4" | 225 LBS | DOB: 4/18/92 | ELLWOOD CITY, PENNSYLVANIA

DRAFTED: Selected by Chicago in the second round (60th overall) of the 2010 NHL Draft

ACQUIRED: Via trade from Chicago along with Patrick Sharp in exchange for Trevor Daley and Ryan Garbutt on July 10, 2015

2017-18 SEASON

Registered a career-high 15 points (8-7=15) in 75 regular-season games ... Shared first among Stars defensemen with a career-high eight goals ... Finished tied for third among club blueliners with a +10 rating, also a career high ... Ranked second among Dallas defensemen with two game-winning goals, both of which came at home ... Finished tied for 20th in the League with a Stars-leading 155 blocked shots, while he ranked 21st in the NHL and led the Stars with 201 hits ... Finished second among Stars defensemen with 25 takeaways ... Recorded four-or-more hits in a game 19 times in 2017-18 ... Was an even-or-plus skater in 59 of his 75 games ... Dallas posted an 11-4-0 record in games in which he registered a point, including a 7-1-0 mark when he scored a goal ... Recorded an assist (0-1=1) for his first point of the season on Oct. 14 vs. Colorado ... Logged a career-high six shots on goal and scored his first goal of the campaign (1-0=1) in a season-high 21:28 of ice time on Oct. 19 at Arizona ... Recorded an assist (0-1=1) and a career-high +3 rating on Oct. 21 against Carolina ... Recorded points in back-to-back games (1-1=2) from Oct. 19 – 21 ... Recorded eight hits and three blocked shots on Nov. 13 at Carolina ... Dented the net (1-0=1), posted a +2 rating and logged six hits on Dec. 31 against San Jose ... Established a new career high with 10 hits on Feb. 1 at Arizona ... Scored the GWG (1-0=1) on Feb. 3 vs. Minnesota ... Dented the net (1-0=1) and posted a season-high seven blocked shots on Feb. 8 at Chicago ... Scored his second GWG of the season (1-0=1) on Feb. 16 vs. St. Louis.

CAREER

2016-17: Recorded 10 points (4-6=10) in 61 games with Dallas in 2016-17 ... Led the Stars and ranked 23rd among League defensemen with 159 hits ... Also paced the club with 130 blocked shots ... Ranked seventh on the team in time on ice, averaging 18:15 per game ... Finished third among Stars blueliners with 91 shots ... Tallied six (4-2=6) of his 10 points on home ice ... Scored his first goal of the season (1-0=1) and led Dallas with four SOG on Oct. 13 vs. Anaheim ... Registered a season-long three-game point streak (1-2=3) from Nov. 1 – 5 ... Scored his first career game-winning goal (1-0=1) and posted a team-high seven hits on Nov. 3 vs. St. Louis ... Recorded his first career fighting major on Dec. 10 at Philadelphia ... Logged a career-high 23:01 TOI and added six hits on Jan. 31 vs. Toronto ... **2015-16:** Split the season between Dallas and the Texas Stars of the American Hockey League (AHL) ... Registered three points (1-2=3) and six PIM in 14 games in his first season in the NHL ... His 3.93 hits per game were a team-best ... Made his NHL debut on March 11 vs. Chicago, the team that originally selected him in the 2010 NHL Draft, recording three hits and three blocked shots ... Recorded his first NHL point and goal (1-0=1) on March 17 vs. Tampa Bay ... Tallied his first NHL assist (0-1=1) on March 22 at Chicago ... Also posted 24 points (4-20=24) in 55 regular-season AHL games with Texas ... Registered 43 PIM and a +7 rating with Texas ... **PLAYOFFS:** Appeared in his first career Stanley Cup Playoffs, recording six PIM and six SOG in 13 postseason contests ... Led the Stars and ranked second among all rookies in the postseason with 41 hits ... Made his Stanley Cup Playoffs debut in Game 1 of the Western Conference First Round vs. Minnesota, posting five hits and a +2 rating ... Logged a postseason-high 20:15 TOI in Game 3 of the WCFR at Minnesota ... Tallied a postseason-best eight hits in Game 5 of the Western Conference Second Round vs. St. Louis ... **2014-15:** Registered 21 points (4-17=21) in 51 regular-season games with Rockford of the AHL ... Shared first in the AHL with a professional career-high +30 rating ... Ranked third among club defensemen in points (21) and fourth in assists (17) ... Logged 100 SOG and 43 PIM ... Was an even-or-plus skater in 40 of 51 games, including posting a rating of +3-or-greater six times ... Posted an assist (0-1=1)

CAREER HIGHLIGHTS

GAME HIGHS

G	1 (13x), last: Feb. 16, 2018 vs. STL
A	1 (15x), last: March 23, 2018 vs. BOS
PTS	1 (28x), last: March 23, 2018 vs. BOS
SOG	6, Oct. 19, 2017 at ARI
PIM	5 (5x), last: Jan. 23, 2018 vs. FLA
+/-	3, last: Oct. 21, 2017 vs. CAR

STREAKS

G	N/A
A	N/A
PTS	3 gms, Nov. 1-5, 2016

MILESTONES

1ST GM	March 11, 2016 vs. CHI
100 GM	Dec. 5, 2017 vs. NSH
1ST G	March 17, 2016 vs. TBL
1ST PT	March 17, 2016 vs. TBL
1ST PT	March 17, 2016 vs. TBL

ACCOLADES

2010 - Gold Medal, WC-18 (USA)

CAREER REGULAR SEASON															CAREER PLAYOFFS				
YEAR	TEAM	LEAGUE	GP	G	A	PTS	PIM	+/-	PP	SH	GW	S	GP	G	A	PTS	PIM		
2008-09	USNTDP U-18	NAHL	31	3	5	8	30	3	-	-	-	-	-	-	-	-	-	-	-
2009-10	USNTDP U-18	USHL	23	1	7	8	29	12	-	-	-	-	-	-	-	-	-	-	-
	USA	WJC-18	7	0	3	3	10	2	-	-	-	-	-	-	-	-	-	-	-
2010-11	Notre Dame	CCHA	44	2	11	13	98	-	-	-	-	-	-	-	-	-	-	-	-
2011-12	Notre Dame	CCHA	39	4	6	10	71	-	-	-	-	-	-	-	-	-	-	-	-
	USA	WJC	6	1	1	2	2	0	-	-	-	-	-	-	-	-	-	-	-
2012-13	Notre Dame	CCHA	41	1	13	14	62	-	-	-	-	-	-	-	-	-	-	-	-
2013-14	Rockford	AHL	8	1	4	5	4	2	0	0	0	15	-	-	-	-	-	-	-
	Notre Dame	H-East	40	8	12	20	69	-	-	-	-	-	-	-	-	-	-	-	-
2014-15	Rockford	AHL	51	4	17	21	44	30	0	1	2	100	8	3	4	7	4		
2015-16	DALLAS	NHL	14	1	2	3	6	-6	0	0	0	13	13	0	0	0	6		
	Texas	AHL	55	4	20	24	43	7	1	0	0	124	-	-	-	-	-	-	-
2016-17	DALLAS	NHL	61	4	6	10	36	-10	0	0	1	91	-	-	-	-	-	-	-
	Texas	AHL	2	3	9	3	9	2	1	1	2	5	-	-	-	-	-	-	-
2017-18	DALLAS	NHL	75	8	7	15	41	10	0	0	2	121	-	-	-	-	-	-	-
	NHL/DAL TOTAL		150	13	15	28	83	-6	0	0	3	225	13	0	0	0	6		

and a +3 rating on Oct. 31 at San Antonio ... Registered back-to-back multi-point games (1-4=5) from Feb. 28 – March 6 ... Scored two goals (2-0=2) and added a +3 rating on March 21 vs. Adirondack ... **PLAYOFFS:** Made his Calder Cup Playoffs debut, posting seven points (3-4=7) in eight games ... Led all Rockford skaters in points (7), while he shared first in goals (3) and assists (4) ... Shared third on the team with a +4 rating and 21 SOG ... Recorded a three-game point streak (2-3=5) from April 25 – May 6 ... Scored the game-winning and series-clinching goal (1-0=1) for his first career Calder Cup Playoffs goal in Game 3 of the WCQF vs. Texas ... Earned two points (1-1=2) in Game 1 of the Western Conference Semifinals at Grand Rapids ... **2013-14:** Split the season between Rockford (AHL) and Notre Dame of Hockey East (NCAA) ... Recorded five points (1-4=5) in eight regular-season contests with Rockford in his first action in the AHL ... Also posted 15 SOG, a +2 rating and four PIM ... Made his AHL debut on April 4 at Abbotsford, tallying three SOG and a +1 rating ... Scored the first goal of his professional career (1-0=1) on April 5 at Abbotsford ... Earned the first assist of his pro career (0-1=1) on April 8 at Milwaukee ... Recorded two assists (0-2=2) for his first professional multi-point game on April 19 vs. Charlotte ... Started the season with Notre Dame, where he tallied 20 points (8-12=20) in 40 games during his senior campaign ... Served as an alternate captain ... Was named co-winner of Notre Dame's William Donald Nyrop defensive player of the year award, his second time earning the accolade ... Also earned a second team all-Hockey East selection and was named to the 2014 Hockey East all-tournament team ... His 20 points shared 10th among Hockey East defensemen and led all Notre Dame blueliners, while his eight goals also led team blueliners and shared fifth among all team skaters ... Finished his NCAA career with 57 points (15-42=57) in 164 career games with Notre Dame ... Tied for second in Notre Dame history with 300 career PIM ... Made his third NCAA Tournament appearance as Notre Dame fell to St. Cloud State in the First Round ... **2012-13:** Registered 14 points (1-13=14) and 62 PIM in 41 games during his junior season with Notre Dame of the Central Collegiate Hockey Association (CCHA) ... Led all team skaters with 62 PIM ... Ranked second among club blueliners with a +12 rating and third with 14 points ... Was named to the CCHA all-tournament team ... Recorded two multi-point games on Nov. 16 at Michigan (0-2=2) and Ferris State on Jan. 26 (0-2=2) ... Won the CCHA Tournament ... Tallied one assist and a +3 rating in the CCHA Tournament Championship game vs. Michigan ... Made his second NCAA Tournament appearance, recording one SOG as the team fell to St. Cloud State in the First Round ... **2011-12:** Posted 10 points (4-6=10) in 39 games with Notre Dame (CCHA) in his sophomore season ... Won the William Donald Nyrop defensive player of the year award ... Scored two PPG and two GWG ... Both of his GWG came against CCHA opponents, which was good for first on the team among conference foes (2) ... **2010-11:** Posted 13 points (2-11=13) in 44 games with Notre Dame (CCHA) in his freshman campaign ... Paced the team with 98 PIM ... Made his first NCAA Tournament appearance and advanced to his first Frozen Four.

INTERNATIONAL CAREER

Skated for Team USA at the 2012 IIHF World Junior Championship in Canada ... Posted two points (1-1=2) and 10 SOG in six games in the tournament ... Also represented the USA at the 2010 IIHF World U18 Championship in Belarus, helping Team USA win gold at the tournament ... Recorded three points (0-3=3) and a +2 rating in seven tournament games.



ANTON

KHU DO BIN



#35 | G | CATCHES LEFT | 5'11" | 200 LBS | DOB: 5/7/86 | UST-KAMENOGORSK, KAZAKHSTAN

DRAFTED: Selected by Minnesota in the seventh round (206th overall) of 2004 NHL Draft

ACQUIRED: Signed by Dallas as free agent on July 1, 2018

2017-18 SEASON

Finished the 2017-18 campaign with a 16-6-7 record, a .913 save percentage and a 2.56 goals against average in 31 appearances with Boston ... Opened the season with a career-best nine-game point streak (7-0-2) from Oct. 14 - Nov. 24, posting a .930 SV%, a 2.30 GAA and one assist (0-1=1) over that span ... Recorded a season-high with 40 saves in a 3-2 win on Nov. 22 at New Jersey ... Stopped all 36 shots he faced on Dec. 19 at Buffalo en route to his sixth career NHL shutout ... **PLAYOFFS:** Appeared in his first NHL postseason contest in Game 5 of the Western Conference First Round against Toronto, logging 27 scoreless minutes in relief of Tuukka Rask.

CAREER

2016-17: Split the season between Boston and Providence of the American Hockey League (AHL) ... Posted a 7-6-1 record, a .904 SV% and a 2.64 GAA in 16 appearances with Boston ... Missed 15 games with a hand injury ... Matched his career high with a six-game win streak (6-0-0) from Feb. 11 - April 2 ... Turned aside a season-high 41-of-43 shots to record a 3-2 victory on April 2 at Chicago ... Recorded a 7-3-1 record, a .89% SV% and 2.69 GAA with two shutouts in 11 appearances with Providence ... **2015-16:** Split the season between Anaheim and San Diego (AHL) ... Posted a 3-3-0 record, a .909 SV% and a 2.69 GAA in nine games with Anaheim ... Recorded his fifth career shutout with a 1-0 victory on Nov. 7 at San Jose ... Appeared in his 100th career NHL contest on April 7 at Los Angeles ... Recorded a 19-8-3 record in 31 appearances with San Diego, a .921 SV%, and a 2.46 GAA ... Finished the season tied for fifth in the AHL in SV% (.921) ... Recorded a 13-game point streak (11-0-2) from Feb. 13 - March 19 ... **PLAYOFFS:** Appeared in four AHL postseason games and posted a 2-1 record, a .934 SV% and a 2.26 GAA ... **2014-15:** Earned an 8-17-6 record, a .900 SV% and a 2.72 GAA with one shutout in 34 games with Carolina ... Recorded his fourth NHL shutout with a 3-0 win vs. Washington on Feb. 27, stopping all 28 shots he faced ... Tied his career-high with a six-game win streak (6-0-0) from Dec. 23 - Jan. 27 ... Logged points in seven consecutive games (6-0-1) from Dec. 23 - Feb. 3 ... **2013-14:** Posted a 19-14-1 mark, a .926 SV%, a 2.30 GAA and one shutout in 36 regular-season appearances with Carolina ... Recorded career highs in games played (36) and wins (19) ... Also established a new career best with a .926 SV%, which set a new Hurricanes single-season record ... Allowed two goals or less in 23 of his 36 games ... Set a new career high with wins in six consecutive games (6-0-0) from Oct. 6 - Jan. 9 ... Recorded his third career shutout with a 3-0 win on March 27 at Florida ... Missed 31 games with a lower body injury and had a two-game conditioning stint with Charlotte (AHL) from Dec. 29 - 30, posting a 1-1-0 record with a .928 SV% and a 3.03 GAA ... **2012-13:** Recorded a 9-4-1 record, a .920 SV%, a 2.32 GAA and one shutout in 14 regular-season games with Boston during the shortened season ... Notched his second career NHL shutout, stopping all 26 shots faced, on March 31 at Buffalo ... Began the season in Atlant Moscow of the Kontinental Hockey League (KHL) during the work stoppage and recorded a 6-14-4 record in 26 games ... **PLAYOFFS:** Served as Tuukka Rask's backup for all 22 postseason contests as the Bruins advanced to the Stanley Cup Final ... **2011-12:** Split the season between Boston and Providence (AHL) ... Played his lone NHL contest in 2011-12 and first game as a Bruin on April 5 at Ottawa, making 44 saves in a 3-1 win ... Spent the majority of the season with Providence (AHL), posting a 21-19-3 record with a .919 SV%, 2.61 GAA and two shutouts in 44 appearances ... Recalled to Boston on April 2 where he remained for the rest of the season ... **2010-11:** Split the season between Minnesota, Houston (AHL) and Providence (AHL) ... Posted a 2-1-0 record in four games with Minnesota, recording a .942 SV%, a 1.59 GAA and one shutout ... Notched his first NHL shutout on Jan. 16 vs. Vancouver, making 32 saves ... Appeared in 34 AHL contests with Houston, posting a 19-12-1 record and one shutout with a .911

CAREER HIGHLIGHTS

GAME HIGHS

SVS	46, March 18, 2014 at CBJ
SA	47 (2x), last: March 18, 2014 at CBJ
GA	6, April 2, 2015 at FLA

STREAKS

WIN	6 gms (2x), last: Feb. 11 - April 2, 2017
PTS	9 gms, Oct. 14 - Nov. 24, 2017
SO	140:52 from Jan. 14-18, 2011

CAREER

SHOOTOUTS	32/40 (80.0%), 8 GA
SHOOTOUT RECORD:	6-5
PEN. SHOTS	3/3 (100.0%), 0 GA

MILESTONES

1ST GM	Feb. 4, 2010 vs. EDM
1ST W	Feb. 4, 2010 vs. EDM
1ST SO	Jan. 16, 2011 vs. VAN
100TH GM	April 7, 2016 at LAK

ACCOLADES

2005 - Silver Medal, WJC (Russia)
2006 - Silver Medal, WJC (Russia)
2014 - Gold Medal, WC (Russia)

SV% and a 2.58 GAA ... Was traded to Boston on Feb. 28 and assigned to Providence, where he earned a 9-4-1 record with a .920 SV%, a 2.40 GAA with one shutout in 16 AHL games ... **2009-10:** Split the season between Minnesota and Houston (AHL) ... Appeared in two games for Minnesota, posting a .979 SV%, a 0.86 GAA with a 2-0-0 record ... Made his NHL debut on Feb. 4 vs. Edmonton, earning his first NHL win in a 9:33 TOI relief appearance ... Stopped 38-of-39 shots on Feb. 6 vs. Philadelphia to win his first NHL start ... Posted a 14-19-4 record in 40 AHL games with Houston, recording a .907 SV%, a 2.43 GAA with four shutouts ... Played in the 2010 AHL All-Star Classic for the Planet/USA team ... **2008-09:** Split the season between Houston (AHL) and Florida of the ECHL ... Earned a 3-6-1 record in 10 regular-season AHL games with Houston ... Spent the majority of the season with Florida (ECHL) ... Posted an 18-10-1 record with four shutouts in 33 games with Florida ... **PLAYOFFS:** Appeared in 17 Calder Cup Playoff games, earning an 8-8 record with a .900 SV%, a 2.70 GAA and two shutouts ... Recorded two game seven victories during the postseason and helped the Aeros reach the Western Conference Finals ... **2007-08:** Split the season between Houston (AHL) and the Texas Wildcatters (ECHL) ... Appeared in 12 regular-season AHL games with Houston, posting a 2-2-1 record, a .911 SV% and a 1.99 GAA with one shutout ... Also skated in 27 games for the Texas Wildcatters (ECHL), losing only one game in regulation and posting a 20-1-4 record and three shutouts ... His 1.98 GAA ranked first in the ECHL ... Named the ECHL's Goaltender of the Year and notched an ECHL All-Star berth.

INTERNATIONAL CAREER

Won a gold medal representing Team Russia at the 2014 World Championships, appearing in one game in the tournament ... Captured the silver medal with Russia at the 2006 IIHF World Junior Championship ... Registered a 4-1-0 record with a 2.20 GAA and a .933 SV% in six tournament games ... Also won silver with Team Russia at the 2005 IIHF World Junior Championship, posting a 3-2-0 record with a 2.73 GAA and a .901 SV%.

CAREER REGULAR SEASON													CAREER PLAYOFFS				
YEAR	TEAM	LEAGUE	GP	W	L	T	OT	SO	GA	SV%	GAA		GP	W	L	SV%	GAA
2007-08	Houston	AHL	12	2	2	1	-	1	16	.911	1.99		-	-	-	-	-
	Texas	ECHL	27	20	1	4	-	3	51	.934	1.98		9	5	4	-	2.19
2008-09	Houston	AHL	10	3	6	1	-	0	26	.892	3.04		17	8	8	-	2.70
	Florida	ECHL	33	18	10	1	-	4	77	.907	2.71		-	-	-	-	-
2009-10	MINNESOTA	NHL	2	2	0	0	-	1	1	.979	0.87		-	-	-	-	-
	Houston	AHL	40	14	19	4	-	4	91	.907	2.43		-	-	-	-	-
2010-11	MINNESOTA	NHL	4	2	1	0	-	1	5	.942	1.59		-	-	-	-	-
	Houston	AHL	34	19	12	1	-	1	81	.911	2.58		-	-	-	-	-
2011-12	Providence	AHL	16	9	4	1	-	1	36	.920	2.40		-	-	-	-	-
	BOSTON	NHL	1	1	0	0	-	0	1	.978	1.00		-	-	-	-	-
2012-13	Providence	AHL	44	21	19	3	-	-	2	.919	2.61		-	-	-	-	-
	BOSTON	NHL	14	9	4	1	-	1	31	.920	2.32		-	-	-	-	-
2013-14	Oblast Atlant	KHL	26	6	14	4	-	1	74	.912	2.96		-	-	-	-	-
	CAROLINA	NHL	36	19	14	1	-	1	80	.926	2.30		-	-	-	-	-
2014-15	Charlotte	AHL	2	1	1	0	-	0	6	.928	3.03		-	-	-	-	-
	CAROLINA	NHL	34	8	17	6	-	1	87	.900	2.72		-	-	-	-	-
2015-16	ANAHEIM	NHL	9	3	3	0	-	1	16	.909	2.70		-	-	-	-	-
	San Diego	AHL	31	19	8	3	-	0	74	.921	2.46		4	2	1	-	2.26
2016-17	BOSTON	NHL	16	7	6	1	-	0	39	.904	2.64		-	-	-	-	-
	Providence	AHL	11	7	3	1	-	2	28	.896	2.69		-	-	-	-	-
2017-18	BOSTON	NHL	31	16	6	7	-	1	76	.913	2.56		1	0	0	1.000	0.00
	NHL TOTAL		147	67	51	16	-	6	336	.915	2.47		1	0	0	1.000	0.00



JOHN

KLINGBERG



#3 | D | SHOOTS RIGHT | 6'2" | 180 LBS | DOB: 8/14/92 | GOTHENBURG, SWEDEN

DRAFTED: Selected by Dallas in the fifth round (131st overall) of the 2010 NHL Draft

DALLAS STARS HOCKEY CLUB

2017-18 SEASON

Recorded a career-high 67 points (8-59=67) in 82 regular-season games, marking the first time in his career the defenseman has skated in all 82 games in a season ... Led NHL defensemen and finished tied for ninth among all NHL skaters with a career-best 59 assists ... Shared second among League blueliners and finished fourth on Dallas with 67 points ... Shared sixth among NHL defensemen with 22 power play assists ... Tied for 10th among NHL defensemen and led all Stars skaters with 23 points (1-22=23) on the power play ... Led the Stars with a career-high 24:04 time on ice per game ... Shared first among Stars blueliners with eight goals ... Was tied for fifth on the squad with three game-winning goals ... Ranked 16th among NHL defensemen and fourth among all Stars skaters with 204 shots on goal ... Finished fifth on Dallas with 109 blocked shots ... Recorded 15 multi-point games, with the Stars posting a 13-2-0 record in those contests ... Opened the season with a four-game point streak (2-3=5) from Oct. 6 - 12 ... Scored a power play goal (1-0=1) on Oct. 7 at St. Louis ... Logged two points (1-1=2) on Oct. 10 vs. Detroit for his first multi-point game of the season ... Matched a career high with three assists (0-3=3) on Nov. 4 against Buffalo ... Notched three points (1-2=3), including his first GWG of the season, and added a +3 rating on Nov. 10 vs. the New York Islanders ... Posted an 11-game home point streak (2-14=16) from Dec. 9 - Jan. 23 ... Registered a new career-long eight-game point streak (2-10=12) from Dec. 29 - Jan. 16 ... Recorded three points (1-2=3) and matched a career-high +4 rating on Jan. 6 against Edmonton ... Tied career bests with three assists (0-3=3) and a +4 rating on Jan. 20 at Buffalo ... Registered an assist (0-1=1) on Feb. 16 against St. Louis, marking his 200th career NHL point ... Posted a season-high seven SOG on March 13 at Montreal ... Logged a career-best 31:11 of ice time on March 29 at Minnesota ... Appeared in his 300th career NHL game on March 31 against Minnesota, posting two points (1-1=2), including the GWG.

CAREER

2016-17: Finished the 2016-17 season tied for 10th among all NHL defensemen with 49 points (13-36=49) in a career-high 80 games ... Registered career highs with 13 goals and four power play goals this season, which were tied for ninth and 11th among League blueliners, respectively ... Was tied for eighth among League defensemen with three game-winning goals in 2016-17 ... Finished third among all Stars skaters in assists (36), fourth in points (49) and was tied for sixth in goals (13), while he led all club defensemen in each category ... Paced the Stars with an average time on ice of 23:21 per game, good for 27th in the NHL ... Ranked third on Dallas with 117 blocked shots and 40 takeaways, posting career-bests in both categories ... Was one of 13 NHL defensemen to record a faceoff win in 2016-17 ... Registered nine multi-point games on the season ... Logged three point streaks of four-or-more games ... Recorded an assist (0-1=1) on Oct. 20 vs. Los Angeles for his 100th career NHL point ... In 145 games, he is the fastest defenseman in Dallas Stars history to reach 100 points ... Scored two goals (2-0=2) for his first goal and first multi-point game of the season on Nov. 3 vs. St. Louis ... Registered a four-game point streak (1-3=4) from Dec. 17 - 27 ... Posted a season-high three points (1-2=3) and his only faceoff win of the season on Jan. 14 vs. Minnesota ... Logged a season-high 27:46 TOI on Jan. 24 vs. Minnesota ... Notched two points (1-1=2) and a season-high five shots on goal on Feb. 2 vs. Winnipeg ... Skated in his 200th career NHL game and scored a goal (1-0=1) on Feb. 24 vs. Arizona ... Posted a season-long six-game point

CAREER HIGHLIGHTS

GAME HIGHS

G	2 (3x), last: Nov. 3, 2016 vs. STL
A	3 (4x), last: Jan. 20, 2018 at BUF
PTS	4, Jan. 31, 2015 at WPG
SOG	11, March 24, 2016 at ARI
PIM	4 (6x), Feb. 16, 2018 vs. STL
+/-	4 (3x), last: Jan. 20, 2018 at BUF

STREAKS

G	3 gms, Nov. 20-25, 2014
A	8 gms, Dec. 29, 2017 - Jan. 16, 2018
PTS	8 gms, Dec. 29, 2017 - Jan. 16, 2018

MILESTONES

1ST GM	Nov. 11, 2014 at ARI
1ST G	Nov. 20, 2014 vs. ARI
1ST PT	Nov. 16, 2014 at CHI
100TH GM	Dec. 22, 2015 vs. CHI
200TH GM	Feb. 24, 2017 vs. ARI
300TH GM	March 31, 2018 vs. MIN
100TH A	Feb. 4, 2017 vs. CHI
100TH PT	Oct. 20, 2016 vs. LAK
200TH PT	Feb. 18, 2018 at SJS

ACCOLADES

- 2012 - Gold Medal, WJC (Sweden)
- 2015 - NHL All-Rookie Team
- 2017 - Gold Medal, WC (Sweden)
- 2018 - NHL All-Star Game
- 2018 - Gold Medal, WC (Sweden)



streak (3-5=8) from Feb. 24 – March 6 ... Notched two assists (0-2=2) and season-best +3 plus/minus rating on March 16 at Vancouver... **2015-16:** Earned a career-high 58 points (10-48=58) in 76 regular-season games ... His 58 points were the seventh-most ever recorded by a defenseman in franchise history and the second-most by a D-man since the team moved to Dallas behind Sergei Zubov's 71 points in 2005-06 ... Finished tied for third among League blueliners and tied for 11th among all NHL skaters with a career-high 48 assists ... Ranked fifth among NHL defensemen with 58 points ... Led Stars defensemen in assists and points, finishing tied for first and fourth among all team skaters ... Posted 28 points on the road, tied for sixth among League blueliners ... Led the team, was sixth amongst NHL D-men and finished 16th overall in the NHL with a career-high +22 rating ... Shared 11th overall in the League and fourth amongst NHL D-men with a +16 rating on the road ... Scored three overtime goals in 2015-16, establishing a new franchise record for most OT goals by a defenseman, which was tied for fourth-most in the NHL ... Ranked fifth on the Stars with a career-high 36 takeaways ... The team went 14-0-0 in his 14 multi-point games ... His 14 multi-point games were the fourth-most by an NHL defenseman ... Played in 47 of the team's 50 wins on the season, posting 50 points (9-41=50) and a +47 rating in those victories ... Recorded a career-long seven-game point streak (2-7=9) from Oct. 17 – 31, the longest by a Stars defenseman since 2005-06 (Zubov – nine games) ... Registered a career-high three assists (0-3=3) on Dec. 8 vs. Carolina ... Skated in his 100th career NHL game and posted an assist (0-1=1) on Dec. 22 vs. Chicago ... Earned two points (1-1=2) and a career-high +4 rating on Feb. 2 at Winnipeg ... Matched a career-high with three helpers (0-3=3) on Feb. 23 at Winnipeg ... Missed six games due to a lower body injury from March 6 – 17 ... Finished the season with an assist in the final two games (0-2=2) ... **PLAYOFFS:** Made his Stanley Cup Playoffs debut, recording four points (1-3=4) in 13 postseason contests ... Paced all team skaters with an average 24:48 TOI per game ... Finished the playoffs tied for fifth on the team in assists (3), and was tied for second among team D-men in points (4) ... Shared second on the team with 10 takeaways ... Registered two assists (0-2=2) for his first career points in the Stanley Cup Playoffs in Game 5 of the Western Conference First Round vs. Minnesota ... Scored a PPG (1-0=1) for his only goal in the postseason in


Game 6 of the WCFR ... **2014-15:** Named to the NHL All-Rookie Team ... Split the season between Dallas and the Texas Stars of the American Hockey League (AHL) ... Began the season with Texas, recording 12 points (4-8=12) in 10 games ... Finished tied for fourth on Dallas with 40 points (11-29=40) in 65 games in his first season in the NHL, establishing new Dallas Stars records for most goals (11), assists (29) and points (40) in a single season by a rookie defenseman ... Led all NHL rookie defensemen in assists and points, ranking fourth and seventh among all NHL rookies, respectively ... Finished tied for second among rookie blueliners and 15th among all first-year skaters with 11 goals ... Ranked third on the Stars with a +5 rating ... Was named the NHL's Rookie of the Month in January ... Tallied eight points (3-5=8) in his first eight NHL games, becoming the first defenseman in franchise history to record eight points in his first eight games ... Recorded a five-game point streak (3-5=8) from Nov. 16 – 25, marking the first time in Dallas Stars history (since 1993-94) that a rookie defenseman earned points in five consecutive games ... Made his NHL debut on Nov. 11 at Arizona ... Recorded an assist (0-1=1) for his first career NHL point and added five blocked shots on Nov. 16 at Chicago ... Registered two assists (0-2=2) for the first multi-point game of his NHL career on Nov. 18 vs. Carolina ... Scored his first career NHL goal (1-0=1) on Nov. 20 vs. Arizona ... Scored two goals (2-0=2), including his first career GWG, on Jan. 13 vs. Ottawa ... Posted a career-high four points (2-2=4) on Jan. 29 at Winnipeg, becoming the first rookie defenseman in franchise history to record four points in a game ... **2013-14:** Split between Frolunda (SEL) and Texas (AHL) ... Began the season with Frolunda, appearing in 50 games and recording 28 points (11-17=28) with a +8 rating, ranking fourth on the team in points (28) ... Appeared in three games for Texas, recording one point (0-1=1) ... Made his regular-season AHL debut on April 6 against Lake Erie, posting four PIM ... Notched his first career point in the AHL (0-1=1) against San Antonio on April 11... **PLAYOFFS:** Appeared in seven games with Frolunda, posting four assists (0-4=4) ... **2012-13:** Split time between Skelleftea (SEL) and Texas (AHL) ... With Skelleftea, skated in 25 games and posted 13 points (1-12=13) with a +10 rating ... **PLAYOFFS:** Appeared in one Calder Cup Playoffs contest, making his North American debut against Milwaukee on April 27 ... Skated in 13 games for Skelleftea, notching four points (1-3=4).

INTERNATIONAL CAREER

Won gold with Team Sweden at the 2017 IIHF World Championship in Germany ... Ranked fifth among all team skaters and sixth among tournament defensemen with six points (2-4=6) in 10 games, while he shared ninth among all tournament skaters with a +11 rating ... Represented Sweden at the 2015 IIHF World Championship in the Czech Republic ... Paced Team Sweden and shared 10th among all tournament skaters with a +9 rating, while finishing second among team defensemen with six points (2-4=6) in seven games ... Was part of the gold-medal winning Swedish team at the 2012 IIHF World Junior Championship, registering three assists (0-3=3) in six games ... Also skated for Team Sweden at the 2011 IIHF World Junior Championship, posting two points (1-1=2) and a +2 rating in six tilts.

CAREER REGULAR SEASON														CAREER PLAYOFFS				
YEAR	TEAM	LEAGUE	GP	G	A	PTS	PIM	+/-	PP	SH	GW	S	GP	G	A	PTS	PIM	
2010-11	Frolunda	SEL	26	0	5	5	10	-3	-	-	-	-	-	-	-	-	-	
	Boras	SWE-1	7	1	0	1	2	-1	-	-	-	-	-	-	-	-	-	
	Sweden	WJC	6	1	1	2	0	2	0	0	0	8	-	-	-	-	-	
2011-12	Jokerit	SM-Liiga	20	1	2	3	8	1	-	-	-	-	-	-	-	-	-	
	Skelleftea	SEL	16	1	3	4	6	-1	-	-	-	-	-	-	-	-	-	
	Sweden	WJC	6	0	3	3	4	1	0	0	0	-	-	-	-	-	-	
2012-13	Skelleftea	SEL	25	1	12	13	6	10	-	-	-	-	13	1	3	4	8	
	Texas	AHL	-	-	-	-	-	-	-	-	-	-	1	0	0	0	0	
2013-14	Frolunda	SHL	50	11	17	28	12	8	-	-	-	-	7	0	4	4	2	
	Texas	AHL	3	0	1	1	4	2	-	-	-	-	-	-	-	-	-	
2014-15	DALLAS	NHL	65	11	29	40	32	5	2	0	3	98	-	-	-	-	-	
	Texas	AHL	10	4	8	12	6	5	1	0	1	22	-	-	-	-	-	
	Sweden	WC	7	2	4	6	0	9	1	0	0	15	-	-	-	-	-	
2015-16	DALLAS	NHL	76	10	48	58	30	22	2	0	4	171	13	1	3	4	2	
2016-17	DALLAS	NHL	80	13	36	49	34	2	4	0	3	124	-	-	-	-	-	
2017-18	DALLAS	NHL	82	8	59	67	26	10	1	0	3	204	-	-	-	-	-	
NHL/DAL TOTAL			303	42	172	214	122	39	9	0	13	597	13	1	3	4	2	





ESA

LINDELL



#23 | D | SHOOTS RIGHT | 6'3" | 215 LBS | DOB: 5/23/94 | VANTAA, FINLAND

DRAFTED: Selected by Dallas in the third round (74th overall) of the 2012 NHL Draft

2017-18 SEASON

Registered 27 points (7-20=27) in 80 regular-season games ... Established new career-highs in goals (7) assists (20), points (27) and games played (80) ... Shared 17th among NHL defensemen and ranked third among all Stars skaters with a career-best +19 plus/minus rating ... Ranked second among Dallas blueliners in points (27) ... Finished second on the Stars with 22:05 time on ice per game ... Tied for 10th among League defensemen with a +16 rating on home ice ... Ranked third on the Stars with 123 blocked shots, while he finished third among club blueliners with 92 hits ... Recorded multiple points three times ... Tallied an assist (0-1=1) for his first point of the season and added a +3 rating on Oct. 10 against Detroit ... Scored his first goal of the season on Oct. 14 against Colorado ... Scored his first career power play goal (1-0=1) on Oct. 26 at Edmonton ... Scored goals in back-to-back games (2-0=2) for the first time in his career from Oct. 26 - 27 ... Recorded two points (1-1=2) for his first multi-point game of the season on Nov. 10 against the NY Islanders ... Skated in his 100th career NHL game on Nov. 24 against Calgary ... Logged a career-high eight shots on goal on Dec. 2 against Chicago ... Established a new career high with six blocked shots on Jan. 4 against New Jersey ... Matched career-highs with three points (1-2=3) and a +4 rating on Jan. 20 at Buffalo ... Logged a career-high 27:15 of ice time and added an assist (0-1=1) on March 14 at Toronto.

CAREER

2016-17: Registered 18 points (6-12=18) in 73 regular-season games ... Finished second on the team with an average 21:52 of ice time ... Ranked third on Dallas with a +8 rating ... Ranked second among club defensemen in goals (6) and game-winning goals (2), while he was one of just two blueliners to score an overtime goal ... Finished the campaign ranked second on the team with 119 blocked shots and was tied for fifth with 93 hits ... Ranked second among team defensemen and fifth among all Stars skaters with 34 takeaways ... Tied for fourth among all rookie defensemen with six goals and eighth with 18 points ... His +8 rating was tied for sixth among League rookie blueliners ... Tallied an assist (0-1=1) for his first career NHL point on Nov. 3 vs. St. Louis ... Posted a career-high four shots on goal on Nov. 5 vs. Chicago ... Notched two points (1-1=2), including his first career NHL goal and game-winning goal, on Nov. 25 vs. Vancouver ... Scored his second goal of the season (1-0=1) on Nov. 29 at Detroit ... Scored the overtime-winning goal (1-0=1) on Dec. 23 vs. Los Angeles for his first career overtime goal ... Posted a career-best +4 rating on Jan. 9 vs. Los Angeles ... Registered two assists (0-2=2) on Feb. 26 vs. Arizona for his second multi-point game of the season ... Logged a career-high five blocked shots on Feb. 28 vs. Pittsburgh ... Posted a career-best five hits on March 20 vs. San Jose ... Registered new career highs with three points (0-3=3) and 27:09 TOI on April 2 at Tampa Bay. ... **2015-16:** Split the season between Dallas and the Texas Stars of the American Hockey League (AHL) ... Appeared in four games for Dallas during the 2015-16 season, posting nine blocked shots, four hits, two SOG and an average TOI of 14:03 ... Made his NHL debut on Jan. 19 at Los Angeles, recording one shot and one hit in 14:01 of ice time in the contest ... Posted four blocked shots on Jan. 23 vs. Colorado ... Spent the majority of the season with Texas in the AHL ... Ranked second among Texas defensemen with 42 points (14-28=42) in 73 games in his first full season of North American hockey ... Led all club blueliners with 14 goals ... Recorded four point streaks of four-games-or-more during the season ... Registered two assists (0-2=2) and a +4 rating in the season opener on Oct. 10 against San Antonio ... Opened the season with points in each of his first four games (1-5=6) from Oct. 10 - 18 ... Notched points in a season-long five consecutive games from Nov. 20 - 28 ... Notched an AHL career-high

CAREER HIGHLIGHTS

GAME HIGHS

G	1 (13X), last: March 23, 2018 vs. BOS
A	3, April 2, 2017 at TBL
PTS	3 (2x), last: Jan. 20, 2018 at BUF
SOG	8, Dec. 2, 2017 vs. CHI
PIM	4, Jan. 23, 2018 vs. FLA
+/-	4 (2x), last: Jan. 20, 2018 at BUF

STREAKS

G	2, Oct. 26-27, 2017
A	2 (4x), last: Jan. 20-23, 2018
PTS	2 (7x), last: Jan. 20-23, 2018

MILESTONES

1ST GM	Jan. 19, 2016 at LAK
100TH GM	Nov. 24, 2017 vs. CGY

ACCOLADES

2014 - Gold Medal, WJC (Finland)
2015 - Pekka Rautakallio Award
(SM-Liiga Best Defenseman Award)
2016 - Silver Medal, WC (Finland)
2016 - AHL All-Star Game

CAREER REGULAR SEASON													CAREER PLAYOFFS				
YEAR	TEAM	LEAGUE	GP	G	A	PTS	PIM	+/-	PP	SH	GW	S	GP	G	A	PTS	PIM
2011-12	Kiekko-Vanta	Mestis	2	0	0	0	0	1	-	-	-	-	-	-	-	-	-
	Finland	WJC-18	7	0	6	6	2	4	-	-	-	-	-	-	-	-	-
2012-13	Jokerit Helsinki	Liiga	19	0	0	0	4	-9	-	-	-	-	-	-	-	-	-
	Kiekko-Vanta	Mestis	22	4	6	10	16	-10	-	-	-	-	-	-	-	-	-
2013-14	Jokerit Helsinki	Liiga	44	2	3	5	10	8	-	-	-	-	-	-	-	-	-
	Kiekko-Vanta	Mestis	11	2	3	5	8	2	-	-	-	-	-	-	-	-	-
	Finland	WJC	7	2	3	5	6	6	-	-	-	-	-	-	-	-	-
2014-15	Texas	AHL	5	0	1	1	2	0	0	0	0	6	-	-	-	-	-
	Assat Pori	Liiga	57	14	21	35	28	0	-	-	-	-	2	0	0	0	0
	Finland	WC	8	1	5	6	0	5	-	-	-	-	-	-	-	-	-
2015-16	DALLAS	NHL	4	0	0	0	0	-3	0	0	0	2	-	-	-	-	-
	Texas	AHL	73	14	28	42	56	6	3	1	1	128	4	2	2	4	0
	Finland	WC	10	1	3	4	0	6	-	-	-	-	-	-	-	-	-
2016-17	DALLAS	NHL	73	6	12	18	22	8	0	0	2	99	-	-	-	-	-
	Texas	AHL	2	0	1	1	0	3	0	0	0	4	-	-	-	-	-
2017-18	DALLAS	NHL	80	7	20	27	24	19	2	0	0	137	-	-	-	-	-
NHL/DAL TOTAL			157	13	32	45	46	24	2	0	2	238	-	-	-	-	-

two goals (2-0=2) on Nov. 25 at San Diego ... **PLAYOFFS:** Made his Calder Cup Playoffs debut, skating in four games and registering four points (2-2=4) for Texas ... Tied for the team-lead in points (4) and goals (2), and he led all team skaters with a +2 rating ... Recorded points in his first three postseason contests with Texas ... Notched his first career playoff assist (0-1=1) in Game 1 of the Pacific Division Semifinals vs. San Diego ... Posted a two-point outing (1-1=2), including the game-winning tally for his first career postseason goal on the power play, in Game 2 of the PDSF vs. San Diego ... Registered a goal (1-0=1) in Game 3 of the PDSF at San Diego ... **2014-15:** Split the season between Texas (AHL) and Assat Pori (Liiga) ... Appeared in five games for Texas, recording an assist (0-1=1) with two PIM ... Made his hockey debut in North America on March 19 at Chicago, recording two shots with a +1 rating ... Notched his lone point of the season (0-1=1) on March 24 at Iowa, registering two SOG ... Opened the season with Assat Pori (Liiga), posting 35 points (14-21=35) and 28 PIM in 57 games ... Won the Pekka Rautakallio Award as the Liiga's top defenseman ... Finished second on the team in goals (14) and assists (21) and ranked third in points (35), pacing club defensemen in each category ... **PLAYOFFS:** Appeared in two games for Assat Pori ... **2013-14:** Split the season between two levels of Finnish hockey ... Recorded five points (2-3=5) in 44 games for Jokerit Helsinki (Liiga), posting 10 PIM and a +8 rating ... Also appeared in 11 games for Kiekko-Vanta (Mestis), registering five points (2-3=5) with eight PIM and a +2 rating ... **2012-13:** Split the season between two levels of Finnish hockey ... Skated in 19 games and recorded four PIM with Jokerit Helsinki (Liiga) ... Also skated in 22 games with Kiekko-Vanta (Mestis), tallying 10 points (4-6=10) and 16 PIM.

INTERNATIONAL CAREER

Represented Finland at the 2016 World Cup of Hockey ... Was the only non-NHL player to be named to the preliminary Finnish roster and one of two to be named to a preliminary roster for any team (Connor Hellebuyck – Team North America) ... Won the silver medal with Team Finland at the 2016 IIHF World Championship ... Recorded four points (1-3=4) in 10 tournament contests ... Represented Finland at the 2015 IIHF World Championship ... Led team defensemen and ranked fifth among all skaters with six points (1-5=6) in eight tournament games ... Won the gold medal at the 2014 IIHF World Junior Championship ... Led Team Finland blueliners with five points (2-3=5) and posted a +6 rating in seven games ... Scored one of his two goals in the tournament in the gold medal game against Sweden ... Also skated for Team Finland at the 2013 IIHF World U18 Championship, posting six assists (0-6=6) in seven games ... Finished tied for third among all tournament skaters with six assists, while his six points shared third among tournament defensemen.



MARC METHOT



#33 | D | SHOOTS LEFT | 6'4" | 230 LBS | DOB: 6/21/85 | OTTAWA, ONTARIO

DRAFTED: Selected by Columbus in the sixth round (168th overall) of the 2003 NHL Draft

ACQUIRED: Via trade from Vegas on June 26, 2017 in exchange for goaltender Dylan Ferguson and a second-round selection in the 2020 NHL Draft

2017-18 SEASON

Recorded three points (1-2=3) and a +11 rating with 31 penalty minutes in 36 regular-season games in his first season with Dallas ... Posted 77 hits on the season, while his 2.14 hits-per-game clip ranked third on the Stars ... Two (1-1=2) of his three points came on the road ... Was an even-or-plus skater in 31 of his 36 games in 2017-18 ... Missed 41 games due to a knee injury from Nov. 10 – Jan. 2 (26 games) and Jan. 6 – Feb. 11 (15 games) ... Also missed four games due to a hand injury from March 14 – 20 ... Made his Dallas Stars debut on Oct. 6 against Vegas, recording one shot, two hits and five blocked shots ... Posted a season-high +2 plus/minus rating and added three hits in 19:10 of ice time on Oct. 19 at Arizona ... Registered a season-high seven hits on Oct. 21 against Carolina ... Logged a season-high 24:01 TOI and added three blocked shots and two hits on Oct. 24 at Colorado ... Tallied an assist (0-1=1) for his first point in a Stars sweater and the 100th assist of his NHL career on Feb. 16 against St. Louis ... Skated in his 600th career NHL game on Feb. 24 vs. Winnipeg ... Recorded an assist (0-1=1) and matched a season-high +2 rating on March 29 at Minnesota ... Posted five hits and two blocked shots on April 3 at San Jose ... Scored his lone goal (1-0=1) of the season and matched a season high with a +2 rating on April 6 at Anaheim.

CAREER

2016-17: Registered 12 points (0-12=12) in 68 regular-season games with Ottawa ... His 12 assists were the most he's posted since the 2013-14 campaign when he recorded a career-high 17 assists ... Shared second among all club skaters and led Senators defensemen for the third consecutive season with a +13 rating ... Finished fourth on the team with an average 19:49 of ice time per game ... Ranked second on Ottawa with 164 hits, while he ranked seventh with 77 blocked shots ... Recorded four-or-more hits in a game 18 times ... Logged a +2 rating, six hits and a season-high four blocked shots in the season opener on Oct. 12 vs. Toronto ... Apoint of the season on Oct. 18 vs. Arizona ... Recorded an assist (0-1=1) and a season-high 25:12 TOI on Oct. 25 at Vancouver ... Tallied an assist (0-1=1) three shots on goal and three hits on Nov. 15 at Philadelphia ... Posted a season-high four SOG on Nov. 17 vs. Nashville ... Recorded an assist in back-to-back games (0-2=2) for the first time during the season on Jan. 19 at Columbus and Jan. 21 at Toronto ... Notched a season-high 10 hits on March 19 at Montreal ... **PLAYOFFS:** Recorded four points (2-2=4) and a +5 rating in 18 Stanley Cup Playoff contests ... Established new postseason career-highs in goals (2) and games (18) ... Led the Senators and finished tied for second among all League skaters with 80 hits in the postseason ... Shared second on the club with a +5 rating and third among team defensemen with four points ... Earned points (1-1=2) in back-to-back games in Games 1 and 2 of the Eastern Conference Second Round vs. NY Rangers on April 27 and April 29 ... Matched a postseason career high with two points (1-1=2), including scoring the game-winning goal, in Game 3 of the Eastern Conference Final vs. Pittsburgh on May 17 ... Logged postseason highs with 10 hits and 33:20 TOI in Game 7 of the ECF at Pittsburgh on May 25 ... **2015-16:** Recorded 12 points (5-7=12) in 69 regular-season games with Ottawa ... Scored five goals on the season for the second-highest goal total of his career ... Led team defensemen and ranked third among all Senators with a +12 rating ... Ranked third on the squad with an average of 20:39 TOI/G ... Ranked fifth on the team with an average 2:11 of shorthanded TOI/G ... Finished fourth on the team with 90 blocked shots, while he ranked fifth with 124 hits ... Dented the

CAREER HIGHLIGHTS

GAME HIGHS

G	1 (22x), last: April 6, 2018 at ANA
A	3, Jan. 31, 2015 vs. ARI
PTS	3, Jan. 31, 2015 vs. ARI
SOG	5 (3x), last: March 5, 2016 at TOR
PIM	17 (2x), last: Dec. 21, 2009 at ARI
+/-	4 (4x), last: Oct. 18, 2016 vs. ARI

STREAKS

G	2 gms, March 3-5, 2016
A	3 gms (5x), last: Dec. 19-23, 2013
PTS	3 gms (5x), last: Dec. 19-23, 2013

MILESTONES

1ST GM	Feb. 25, 2007 vs. NSH
1ST G	Oct. 18, 2008 at NSH
1ST PT	March 2, 2007 at DAL
100TH GM	Oct. 13, 2009 vs. CGY
200TH GM	Feb. 1, 2011 vs. CHI
300TH GM	March 8, 2013 at NYR
400TH GM	Jan. 8, 2015 at COL
500TH GM	March 6, 2016 vs. DAL
600TH GM	Feb. 24, 2018 vs. WPG
100TH PT	Nov. 28, 2015 at ARI
100TH A	Feb. 16, 2018 vs. STL

ACCOLADES

- 2005 - Memorial Cup (London)
- 2005 - OHL Champion (London)

net (1-0=1) for his first point of the season on Oct. 14 at Columbus ... Posted a season-high six hits on Oct. 15 at Pittsburgh ... Registered an assist (0-1=1) for the 100th point of his NHL career on Nov. 28 at Arizona ... Matched a career high with a +4 rating and added an assist (0-1=1) on Feb. 6 vs. Toronto ... Scored goals in consecutive games (2-0=2) for the first time in his NHL career on March 3 vs. Tampa Bay and March 5 at Toronto ... Played in his 500th career NHL game on March 6 vs. Dallas, posting three hits and three blocked shots in 22:09 TOI ... Lit the lamp (1-0=1) and matched a career-high +4 rating on March 19 vs. Montreal ... **2014-15:** Recorded 11 points (1-10=11) in 45 regular-season games with Ottawa ... Finished the season tied for sixth among all NHL defensemen, tied for 19th among all League skaters and paced Ottawa with a career-best +22 rating ... Was an even-or-plus skater in 37 of the 45 regular-season games he played in ... Ranked second on Ottawa with a career-high 22:40 TOI/G ... Ranked ninth on the team with 94 hits and fifth with 70 blocked shots, while his 1.6 blocked shots-per-game clip was tied for first ... Was the only Senators blueliner to take a faceoff in 2014-15, going 0-for-1 from the faceoff dot ... Missed 37 games due to injury ... Made his season debut on Dec. 4 vs. NY Islanders posting two hits and two blocked shots in 17:18 TOI ... Appeared in his 400th career NHL game on Jan. 8 at Colorado ... Earned three assists (0-3=3), establishing new career-highs for assists and points in a game, on Jan. 31 vs. Arizona ... Took his first career faceoff, a loss (0-for-1), on March 3 at Minnesota ... Recorded two points (1-1=2) and matched a season-high +3 rating on March 12 at Montreal ... **PLAYOFFS:** Appeared in six postseason contests, recording 27 hits and 15 blocked shots ... Shared the team-lead in blocked shots (15) and was tied for third in hits (27) ... **2013-14:** Established new career-highs in goals, assists and points (6-17=23) in a career-best 75 regular-season games ... Ranked second on the team with 21:45 TOI/G ... Ranked fourth on the team in average shorthanded time on ice (2:42) ... Finished tied for 17th among NHL defensemen and ranked fourth among all Ottawa skaters with a career-best 181 hits ... Paced the Senators with 110 blocked shots, also a career high ... Finished second among club blueliners with a career-high 117 SOG ... All six of his goals came on home ice ... Registered his first career GWG (1-0=1) and posted a +3 rating on Nov. 7 vs. Montreal ... Established a new career high with five SOG on Nov. 17 vs. Columbus ... Notched two points (1-1=2) for his first multi-point game of the season on Dec. 21 vs. Arizona ... Established a new career high with his fifth goal of the season (1-0=1), and added a career-high +4 rating on Jan. 30 vs. Tampa Bay ... **2012-13:** Recorded 11 points (2-9=11) in 47 regular-season games with Ottawa ... Finished third on the team with 22:13 TOI/G, while he led Ottawa with 3:09 of SH TOI/G ... Paced the Senators with 81 blocked shots and ranked second on the squad and seventh among League defensemen with 130 hits ... Recorded three-or-more hits in a game 21 times ... Made his Senators debut and tallied an assist (0-1=1) on Jan. 19 at Winnipeg ... Recorded two assists (0-2=2) for his first multi-point game of the season on Jan. 24 at Florida ... Skated in his 300th career NHL game on March 8 at NY Rangers ... Notched two helpers (0-2=2) and six hits on March 23 vs. Tampa Bay ... **PLAYOFFS:** Tallied five points (1-4=5) in 10 Stanley Cup Playoff games ... Ranked third among team defensemen in points (5) and was one of two blueliners to record a goal ... Finished second on the team with 33 hits ... Registered two points (1-1=2) for his first career postseason point, goal and GWG in Game 1 of the Eastern Conference Quarterfinals at Montreal on May 2 ... Logged a three-game point streak (0-3=3) in Games 3 - 5 of the ECFQ vs. Montreal from May 5 - 9 ... **2011-12:** Tallied seven points (1-6=7) in 46 regular-season games with Columbus ... Ranked fifth on the team with 20:03 TOI/G ... Finished fourth on the team with 106 hits and seventh with 52 blocked shots ... Missed 36 games due to injury ... Notched an assist (0-1=1) for his first point of the season on Nov. 12 vs. Winnipeg ... Tallied points (1-1=2) in back-to-back games on Nov. 23 and 25 ... Snapped a 101-game scoreless drought with his goal (1-0=1) on Nov. 25 vs. Buffalo ... Missed the final 28 games of the season due to a broken jaw suffered on Feb. 9 vs. Dallas ... **2010-11:** Posted 15 assists (0-15=15) in 74 regular-season games with Columbus ... Logged a career-high 58 PIM ... Finished second on the team with 176 hits and ranked third with 98 blocked shots ... Shared third among Columbus defensemen with a career-high 21 takeaways ... Finished second on the team with an average 2:56 SH TOI/G ... Ranked fifth on Columbus with 19:53 TOI/G ... Tallied an assist (0-1=1) for his first point of the campaign on Oct. 16 at Minnesota ... Recorded a season-long three-game point streak (0-4=4) from Oct. 22 - 25 ... Notched two helpers (0-2=2) for his only multi-point game of the season on Oct. 23 at Chicago ... Matched a season-long three-game point streak (0-3=3) from Nov. 4 - 10 ... Skated in his 200th career NHL contest on Feb. 1 vs. Chicago ... **2009-10:** Registered eight points (2-6=8) in 60 regular-season games with Columbus ... Ranked second on the team with 150 hits, while he finished fifth with 71 blocked shots ... Ranked third on the team with 2:53 SH TOI/G ... Tallied an assist (0-1=1) for his first point of the season on Oct. 3 vs. Minnesota ... Appeared in his 100th career NHL game on Oct. 13 vs. Calgary ... Posted two assists (0-2=2) for his first multi-point game of the campaign on Oct. 24 at Anaheim ... Scored his first goal of the season (1-0=1) on Nov. 28 vs. Calgary ... Scored a goal (1-0=1) and logged a season-high 26:45 TOI on March 15 vs. Edmonton ... **2008-09:** Registered 17 points (4-13=17) and 55 PIM in 66 regular-season games with Columbus ... Ranked fifth on the team with 135 hits and sixth with 54 blocked shots ... Recorded two points (1-1=2) for his first career NHL goal and multi-point game on Oct. 18 at Nashville ... Posted a season-long three-game point streak (0-3=3)

from Nov. 28 – Dec. 1 ... Matched his season-long three-game point streak (0-3=3) from Jan. 31 – Feb. 13 ... **PLAYOFFS:** Skated in four Stanley Cup Playoff games, posting nine hits and five blocked shots ... Made his Stanley Cup Playoffs debut, posting three hits in 14:19 TOI in Game 1 of the Eastern Conference Quarterfinals at Detroit on April 16 ... **2007-08:** Split the season between Columbus and Syracuse of the American Hockey League (AHL) ... Appeared in nine regular-season NHL games with Columbus, posting nine SOG, 16 hits and two blocked shots ... Played the majority of the season with Syracuse where he posted 13 points (7-6=13) in 66 regular-season AHL contests ... Established AHL career-highs in goals (7) and PIM (130) ... Finished tied for fifth on Syracuse with three GWG ... Ranked third among team blueliners with seven goals ... Made his NHL season debut on Jan. 11 vs. St. Louis, posting two SOG in 10:47 TOI ... Scored two goals (2-0=2), including the GWG, on Feb. 15 vs. Binghamton ... Registered a season-high +3 rating on March 2 at Hamilton ... Tallied an assist (0-1=1) and matched a season-high +3 rating on April 6 at Rochester ... **PLAYOFFS:** Shared second among team defensemen with six points (0-6=6), while he led all blueliners and ranked fourth among all team skaters with six assists in 13 Calder Cup Playoff games ... **2006-07:** Split the season between Columbus and Syracuse (AHL) ... Registered four points (0-4=4) in 20 regular-season games with Columbus in his first NHL action ... Posted a +5 rating and added 11 SOG with Columbus ... Spent the majority of the season with Syracuse, posting 16 points (1-15=16) in 59 regular-season AHL contests ... Ranked third on Syracuse with a +13 rating ... Finished fifth among club defensemen with 15 assists ... Made his NHL debut on Feb. 25 vs. Nashville, posting a +1 rating in 13:34 TOI ... Tallied an assist (0-1=1) for his first career NHL point and logged 19:20 TOI on March 2 at Dallas ... Tallied his third assist of the season (0-1=1) and matched a season high with a +2 rating on March 27 at St. Louis ... With Syracuse, posted a season-long three-game point streak (0-3=3) from Nov. 11 – 17 ... Scored the GWG (1-0=1) for his lone goal of the season and added a season-high +3 rating on Feb. 23 at Hamilton ... **2005-06:** Made his professional debut, posting 13 points (2-11=13) and 75 PIM in 70 regular-season games with Syracuse (AHL) ... Ranked sixth among team defensemen with 11 assists and 13 points ... Established an AHL career high with 70 games played ... Tallied an assist (0-1=1) for the first point of his professional career and added a +2 rating on Oct. 22 vs. Rochester ... Earned points (0-2=2) in back-to-back games from Dec. 22 – 23 ... Scored his first professional GWG (1-0=1) on March 3 vs. Hershey ... **PLAYOFFS:** Made his Calder Cup Playoffs debut, posting four SOG in five contests ... **2004-05:** Tallied 16 points (4-12=16) in 67 regular-season games with London of the Ontario Hockey League (OHL) ... Finished fourth on London with a +52 rating ... Ranked sixth on the team with 88 PIM ... **PLAYOFFS:** Tallied three points (2-1=3) in 18 postseason contests, helping London win the 2005 OHL Playoffs ... Also added four points (2-2=4) in four Memorial Cup games as London went on to win the 2005 Memorial Cup ... **2003-04:** Recorded 11 points (2-9=11) in 63 regular-season games with London (OHL) ... Finished third on the team with a +39 rating ... **PLAYOFFS:** Tallied three assists (0-3=3) in 15 postseason games ... **2002-03:** Registered 15 points (2-13=15) in 68 regular-season games with London (OHL) ... **PLAYOFFS:** Posted six points (2-4=6) in 14 postseason contests.

INTERNATIONAL CAREER

Represented Canada at the 2012 IIHF World Championship, posting two assists (0-2=2), a +6 rating and 25 PIM in six tournament contests ... Also skated for Team Canada at the 2011 IIHF World Championship, logging a +2 rating in seven games.

CAREER REGULAR SEASON

CAREER PLAYOFFS

YEAR	TEAM	LEAGUE	GP	G	A	PTS	PIM	+/-	PP	SH	GW	S	GP	G	A	PTS	PIM
2002-03	London	OHL	68	2	13	15	46	0	-	-	-	-	14	2	4	6	6
2003-04	London	OHL	63	2	9	11	66	39	-	-	-	-	15	0	3	3	18
2004-05	London	OHL	67	4	12	16	88	52	-	-	-	-	18	2	1	3	32
2005-06	Syracuse	AHL	70	2	11	13	75	4	0	0	1	54	5	0	0	0	8
2006-07	Syracuse	AHL	59	1	15	16	58	13	0	0	1	73	-	-	-	-	-
2006-07	COLUMBUS	NHL	20	0	4	4	12	5	0	0	0	11	-	-	-	-	-
2007-08	COLUMBUS	NHL	9	0	0	0	8	-1	0	0	0	9	-	-	-	-	-
	Syracuse	AHL	66	7	6	13	130	10	3	0	3	71	13	0	6	6	14
2008-09	COLUMBUS	NHL	66	4	13	17	55	7	0	0	0	58	4	0	0	0	2
2009-10	COLUMBUS	NHL	60	2	6	8	51	-8	0	0	0	42	-	-	-	-	-
2010-11	COLUMBUS	NHL	74	0	15	15	58	2	0	0	0	58	-	-	-	-	-
	Canada	WC	7	0	0	0	2	2	-	-	-	-	-	-	-	-	-
2011-12	COLUMBUS	NHL	46	1	6	7	24	-11	0	0	0	42	-	-	-	-	-
	Canada	WC	6	0	2	2	25	6	-	-	-	-	-	-	-	-	-
2012-13	OTTAWA	NHL	47	2	9	11	31	2	0	0	0	53	10	1	4	5	6
2013-14	OTTAWA	NHL	75	6	17	23	28	1	0	0	1	117	-	-	-	-	-
2014-15	OTTAWA	NHL	45	1	10	11	18	22	0	0	0	49	6	0	0	0	6
	Binghamton	AHL	1	0	0	0	0	-2	0	0	0	1	-	-	-	-	-
2015-16	OTTAWA	NHL	69	5	7	12	34	12	0	0	0	74	-	-	-	-	-
2016-17	OTTAWA	NHL	68	0	12	12	24	13	0	0	0	69	18	2	2	4	10
2017-18	DALLAS	NHL	36	1	2	3	31	11	0	0	0	25	-	-	-	-	-
	DAL TOTAL		36	1	2	3	31	11	0	0	0	25	-	-	-	-	-
	NHL TOTAL		615	22	101	123	374	55	0	0	1	607	38	3	6	9	2





VALERI

NICHUSHKIN



#43 | RW | SHOOTS LEFT | 6'4" | 210 LBS | DOB: 3/4/95 | CHELYABINSK, RUSSIA

DRAFTED: Selected by Dallas in the first round (10th overall) of the 2013 NHL Draft

2017-18 SEASON

Recorded 27 points (16-11=27) in 50 regular-season games with CSKA Moscow of the Kontinental Hockey League (KHL) ... Led the team in games played (50) ... Ranked third on the team with 16 goals, while he ranked fifth with 27 points ... Was tied for first in the KHL in shorthanded goals (3) and overtime goals (2), and ranked second in game-winning goals (7), while he paced the team in all three categories ... Ranked second on CSKA with 115 shots on goal ... Finished tied for seventh on the squad with two power play goals ... Recorded two points (1-1=2) on Oct. 3 against Dinamo Russia for his first multi-point game of the season ... Notched a season-high three points (1-2=3) on Oct. 5 against Severstal ... Logged a four-game point streak (3-1=4) from Oct. 9 - 18 ... Posted two assists (0-2=2) on Nov. 5 at Barys ... Matched a season-long four-game point streak (2-2=4) from Jan. 3 - 9 ... Tied a season-high three points (2-1=3) on March 1 at Lokomotiv ... **PLAYOFFS:** Recorded nine points (3-6=9) in 19 postseason contests, helping CSKA reach the Gagarin Cup Final ... Shared third on the squad with six assists in the postseason ... Was tied for fifth with three goals, while he shared fourth with one GWG ... Also ranked fifth on the team with nine points.

CAREER

2016-17: Registered 24 points (11-13=24) in 36 regular-season games with CSKA Moscow (KHL) ... Ranked eighth in the KHL and led the team with a +25 plus/minus rating ... Finished the season ranked sixth on CSKA in goals (11) and was tied for sixth in assists (13) ... Also ranked seventh on the team in points (24) ... Scored two GWGs which tied for seventh on the squad ... Made his CSKA debut on Sept. 23 at Jokerit ... Notched an assist (0-1=1) and a +2 rating on Sept. 25 against Admiral for his first point of the season ... Recorded two points (1-1=2), including his first goal of the season, on Oct. 4 at Medvescak ... Notched two assists (0-2=2) and added a season-high +3 rating on Oct. 13 against Dinamo Minsk ... Recorded a season-long three-game point streak (3-1=4) from Oct. 17 - 22 ... Scored the GWG (1-0=1), his first of the season, on Nov. 15 against Avtomobilist ... Scored a season-high two goals (2-0=2) on Dec. 3 at Admiral ... **PLAYOFFS:** Earned five points (1-4=5) in nine postseason contests ... Shared second on the team with four assists and ranked third with five points ... **2015-16:** Recorded 29 points (9-20=29), 12 penalty minutes and 139 shots on goal in 79 regular-season games with Dallas ... His 79 games played and 20 assists tied his career-highs set in 2013-14 ... Tallied an assist (0-1=1) for his first point of the season on Oct. 22 at Pittsburgh ... Earned his second point of the season with an assist (0-1=1) on Nov. 3 at Boston ... Scored the GWG for his first goal of the season (1-0=1) on Nov. 8 at Detroit ... Scored his second goal of the season (1-0=1) on Nov. 17 at Buffalo ... Recorded a season-high and matched a career-best with a three-game point streak (1-3=4) from Nov. 28 - Dec. 3 ... Recorded a multi-point game (1-1=2) on Dec. 3 at Vancouver ... Posted a season-high three points (1-2=3) on Dec. 8 vs. Carolina ... Matched a career-high with two goals (2-0=2) on Jan. 3 at New York Islanders ... Matched a season-high and career-best with points in three consecutive games (2-1=3) from Feb. 23 - 27 ... Scored a goal (1-0=1) and posted a career-high seven shots on Feb. 27 vs. the NY Rangers ... Posted two points (1-1=2) and a +2 rating on March 4 vs. New Jersey ... Finished the season with an assist in back-to-back games (0-2=2) ... **2014-15:** Recorded one assist (0-1=1), two penalty minutes and six shots on goal in eight games with Dallas during the 2014-15 season ... Missed seven games due to injury from Oct. 14 - 28 ... Missed 59 games from Nov. 8 - March 27 after having hip surgery ... Returned to the lineup on April 3 vs. St. Louis, recording an assist for his first point of the season ... Appeared in five games with the Texas Stars of the American Hockey League in 2014-15, posting four assists, 12 penalty minutes and 16 shots on goal ... **2013-14:** Registered 34 points (14-20=34) in 79 regular-season games during his rookie campaign ... Finished the season tied for fifth among NHL rookies and

CAREER HIGHLIGHTS

GAME HIGHS

G	2 (2x), Last: Jan. 3, 2016 at NYI
A	3, Dec. 7, 2013 at PHI
PTS	4, Dec. 7, 2013 at PHI
SOG	7, Feb. 27, 2016 vs. NYR
PIM	4, Oct. 11, 2013 at WPG
+/-	4, Nov. 14, 2013 at CGY

STREAKS

G	2 gms, Feb. 5 - 8, 2014
A	3 (2x), Last: Nov. 28 - Dec. 3, 2015
PTS	3 (5x), Last Feb. 23 - 27, 2016

MILESTONES

1ST GM	Oct. 3, 2013 vs. FLA
1ST G	Nov. 3, 2013 at OTT
1ST PT	Oct. 20, 2013 at ANA
100TH GM	Oct. 27, 2015 vs ANA

ACCOLADES


- 2013 - Aleksei Cherepanov Award (KHL)
- 2013 - Bronze Medal, WJC (Russia)
- 2017 - Bronze Medal, WC (Russia)

CAREER REGULAR SEASON														CAREER PLAYOFFS					
YEAR	TEAM	LEAGUE	GP	G	A	PTS	PIM	+/-	PP	SH	GW	S		GP	G	A	PTS	PIM	
2012-13	Chelyabinsk	KHL	18	4	2	6	0	6	-	-	-	-		25	6	3	9	0	
2013-14	DALLAS	NHL	79	14	20	34	8	20	2	0	2	128		6	1	1	2	2	
	Russia	OLY	5	1	0	1	0	-	-	-	-	-		-	-	-	-	-	
2014-15	DALLAS	NHL	8	0	1	1	2	-5	0	0	0	6		-	-	-	-	-	
	Texas	AHL	5	0	4	4	12	-6	0	0	0	16		-	-	-	-	-	
2015-16	DALLAS	NHL	79	9	20	29	12	2	1	0	1	139		10	0	1	1	2	
2016-17	CSKA Moscow	KHL	36	11	13	24	9	25	2	0	2	77		9	1	4	5	2	
	Russia	WC	6	0	3	3	0	1	0	0	0	-		-	-	-	-	-	
2017-18	CSKA Moscow	KHL	50	16	11	27	14	11	2	3	7	115		19	3	6	9	4	
	NHL/DAL TOTAL		166	23	41	64	22	17	3	0	3	273		16	1	2	3	4	

ranking second amongst all Stars skaters with a +20 rating ... Was an even-or-plus skater in 62 of 79 tilts ... Was one of eight members of the 2013 Draft class to appear in the NHL ... Finished the campaign tied for eighth amongst all League rookies and second amongst members of the 2013 NHL Draft class with 34 points ... Made his NHL debut on Oct. 3 vs. Florida, becoming the youngest player in Dallas Stars history, and the fifth-youngest in franchise history, to skate in an NHL contest (18 yrs., 276 days) ... Notched an assist (0-1=1) on Oct. 20 at Anaheim for his first career point in the NHL ... Scored his first career NHL goal (1-0=1) on Nov. 3 at Ottawa ... Registered a career-high +4 rating and posted two assists (0-2=2) for the first multi-point game of his NHL career on Nov. 14 at Calgary ... Earned a career-high four points (1-3=4) on Dec. 7 vs. Philadelphia ... Notched a power play, GWG (1-0=1) on Dec. 23 at Los Angeles for his first career PPG and game-winner ... Scored two goals and finished with three points (2-1=3) for his first career multi-goal outing on Jan. 23 vs. Toronto ... **PLAYOFFS:** Made his Stanley Cup Playoffs debut, recording two points (1-1=2) in six postseason contests ... Recorded an assist (0-1=1) in his NHL postseason debut in Game 1 of the Western Conference First Round at Anaheim on April 16 ... Scored his first career postseason goal (1-0=1) in Game 3 of the WCFR vs. Anaheim ... **2012-13:** Won the Aleksei Cherepanov Award as the top rookie in the Kontinental Hockey League (KHL) ... Scored four goals and finished with six points (4-2=6) and a +6 rating in 18 regular-season games for Traktor Chelyabinsk ... **PLAYOFFS:** Recorded nine points (6-3=9) and a +5 rating in 25 KHL postseason contests with Traktor Chelyabinsk ... Shared third on the team with six postseason goals.

INTERNATIONAL CAREER

Appeared in six games at the 2017 IIHF World Championship, recording three assists (0-3=3) in the tournament and helped Team Russia win bronze ... Skated for Team Russia at the 2014 Winter Olympic Games in Sochi, Russia, posting one goal (1-0=1) in five Olympic contests ... Was the youngest player to compete for Team Russia at the Olympics ... Won the bronze medal with Team Russia at the 2013 IIHF World Junior Championship in Russia ... Registered two points (1-1=2) and 25 penalty minutes in six contests ... Shared first on the team with a +5 rating during the tournament ... Also competed for Russia at the 2013 IIHF U18 World Championship in Russia, finishing tied for fourth on the team with seven points (4-3=7) in six games ... Skated for Team Russia at the 2012 IIHF U18 World Championship in the Czech Republic, posting two goals (2-0=2) in six



TYLER

PITLICK



#18 | C | SHOOTS RIGHT | 6'2" | 200 LBS | DOB: 11/1/91 | MINNEAPOLIS, MINNESOTA

DRAFTED: Selected by Edmonton in the second round (31st overall) of the 2010 NHL Draft**ACQUIRED:** Signed by Dallas as a free agent on July 1, 2018

2017-18 SEASON

Registered 27 points (14-13=27) in 80 regular-season games, both of which mark new career highs ... Finished sixth on Dallas with a career-high 14 goals ... Also posted a new career best with 13 assists ... Ranked eighth on the Stars with a career-high +9 plus/minus rating ... Scored two game-winning goals in 2017-18 ... Ranked second among team forwards averaging 1:44 of shorthanded time on ice per game ... Finished third among Stars forwards and fifth among all club skaters with 122 hits ... Shared third among Dallas forwards with 57 blocked shots ... Tallied an assist (0-1=1) for his first point of the season on Oct. 17 against Arizona ... Established new career highs with two goals (2-0=2) and a +3 rating on Oct. 21 against Carolina ... Recorded a season-long four-game point streak (0-4=4) from Nov. 24 - Dec. 2 ... Matched career highs with two goals (2-0=2) and a +3 rating on Dec. 13 at the NY Islanders ... Skated in his 100th career NHL game on Jan. 13 against Colorado ... Notched a career-high seven shots on goal on Jan. 15 at Boston ... Scored goals in back-to-back games (2-0=2) from Jan. 20 - 23 ... Logged a career-best 18:28 of ice time on Feb. 3 against Minnesota ... Scored the GWG (1-0=1), his second of the season, on Feb. 8 at Chicago ... Scored a goal (1-0=1) just 10 seconds into the game on Feb. 24 against Winnipeg, establishing a new franchise record for fastest goal scored after the opening faceoff ... Tied a season-long four-game point streak (1-3=4) from March 13 - 18.

CAREER

2016-17: Registered 11 points (8-3=11) in 31 regular-season games with Edmonton ... Posted NHL career-highs in goals (8), assists (3), points (11), games played (31), shots on goal (54) and hits (70) ... Logged a 53.3% faceoff win percentage, going 8-for-15 from the dot ... Ranked seventh among team forwards with 70 hits ... Missed the final 48 games of the regular-season and all of the postseason due to a torn ACL ... Made his season debut and scored a goal (1-0=1) for his first point of the campaign on Oct. 12 vs. Calgary ... Scored goals (2-0=2) in back-to-back games from Oct. 18 - 20 ... Scored a goal (1-0=1) and posted a career-high six SOG on Nov. 6 at Detroit ... Lit the lamp (1-0=1) and added a season-high six hits on Nov. 11 vs. Dallas ... Posted a season-long three-game point streak (1-2=3) from Dec. 9 - 13 ... Suffered a season-ending injury (ACL) on Dec. 19 at St. Louis ... **2015-16:** Recorded 21 points (7-14=21) in 37 regular-season American Hockey League (AHL) contests with Bakersfield ... Finished 10th on the squad with 83 SOG ... Earned seven multi-point games ... Recorded points (2-1=3) in back-to-back games from Jan. 16 - 18 ... Logged his first multi-point game of the season (1-1=2) on Jan. 18 at San Jose ... Posted back-to-back multi-point games (1-3=4) from Jan. 26 - 29 ... Recorded a season-long four-game point streak (2-3=5) from Feb. 20 - 27 ... Tallied an assist and a season-high seven SOG on Feb. 23 vs. San Antonio ... Registered two points (1-1=2) and matched a season high with seven SOG on March 12 vs. San Jose ... **2014-15:** Split the season between Edmonton and Oklahoma City (AHL) ... Recorded two goals (2-0=2) in 17 regular-season games with Edmonton ... Added 55 hits and a career-high 17 blocked shots ... Started the season with Oklahoma City (AHL) ... Tallied nine points (3-6=9) in 14 regular-season games ... Made his NHL season debut on Dec. 1 vs. Arizona ... Scored a goal (1-0=1) for his first point of the season on Dec. 12 vs. Anaheim ... Scored his first career NHL GWG (1-0=1) on April 7 vs. Los Angeles ... In the AHL, posted a three-game point streak (1-5=6) from Oct. 18 - 25 ... Logged a season-high three points (1-2=3) on Oct. 24 vs. Texas ... Notched two points (1-1=2) for his third multi-point game of the season on Nov. 21 vs. Charlotte ... Scored a goal (1-0=1) and matched a season high with six SOG on Nov. 29 at San Antonio ... **2013-14:** Split the season between Edmonton and Oklahoma City (AHL) ... Scored one goal (1-0=1) in 10 regular-season games with Edmonton in his first NHL action ... Spent the majority of the season with Oklahoma City, recording 22 points (8-14=22) in 39 regular-season AHL games ... Established a new professional career high with eight goals

CAREER HIGHLIGHTS

GAME HIGHS

G	2 (3x), last: Dec. 31, 2017 vs. SJS
A	1 (16x), last: April 6, 2018 at ANA
PTS	2 (3x), last: Dec. 31, 2017 vs. SJS
SOG	7, Jan. 15, 2017 at BOS
PIM	8, Feb. 27, 2018 vs. CGY
+/-	3 (2x), last: Dec. 13, 2017 at NYI

STREAKS

G	2 gms (2x), last: Jan. 20-23, 2018
A	4 gms, Nov. 24 - Dec. 2, 2017
PTS	4 gms, Nov. 24 - Dec. 2, 2017

MILESTONES

1ST GM	Oct. 22, 2013 at MTL
100TH GM	Jan. 13, 2018 vs. COL
1ST G	Oct. 26, 2013 at ARI
1ST PT	Oct. 26, 2013 at ARI

CAREER REGULAR SEASON

CAREER PLAYOFFS

YEAR	TEAM	LEAGUE	GP	G	A	PTS	PIM	+/-	PP	SH	GW	S	GP	G	A	PTS	PIM
2009-10	Minnesota State	WCHA	38	11	8	19	27	-	4	0	0	-	-	-	-	-	-
2010-11	Medicine Hat	WHL	56	27	35	62	31	4	5	0	4	-	-	-	-	-	-
2011-12	Oklahoma City	AHL	62	7	16	23	28	-1	3	0	2	130	13	2	5	7	2
2012-13	Oklahoma City	AHL	44	3	7	10	10	-7	0	0	0	76	16	2	4	6	8
2013-14	EDMONTON	NHL	10	1	0	1	0	-2	0	0	0	9	-	-	-	-	-
	Oklahoma City	AHL	39	8	14	22	10	6	3	1	1	100	2	0	0	0	0
2014-15	EDMONTON	NHL	17	2	0	2	4	-3	0	0	1	18	-	-	-	-	-
	Oklahoma City	AHL	14	3	6	9	8	-1	1	0	2	36	-	-	-	-	-
2015-16	Bakersfield	AHL	37	7	14	21	4	-3	0	0	1	83	-	-	-	-	-
2016-17	EDMONTON	NHL	31	8	3	11	6	0	0	0	1	54	-	-	-	-	-
2017-18	DALLAS	NHL	80	14	13	27	34	14	0	0	2	129	-	-	-	-	-
	DAL TOTAL		80	14	13	27	34	14	0	0	2	129	-	-	-	-	-
	NHL TOTAL		138	25	16	41	44	4	0	0	4	210	-	-	-	-	-

on the season ... Ranked second among team forwards and shared sixth among all Oklahoma City skaters with a +6 rating ... Shared ninth on the squad with three power play goals ... Made his NHL debut on Oct. 22 at Montreal ... Scored his first career NHL goal (1-0=1) for his first career NHL point on Oct. 26 at Arizona ... In the AHL, scored a goal (1-0=1) for his first point of the season on Oct. 5 vs. Charlotte ... Earned two assists (0-2=2) on Oct. 18 vs. Abbotsford ... Recorded back-to-back multi-point games (2-2=4) from Jan. 24 - 30 ... Logged a season-long three-game point streak (1-2=3) from March 11 - 15 ... **PLAYOFFS:** Appeared in two Calder Cup Playoff games, posting four SOG ... **2012-13:** Registered 10 points (3-7=10) in 44 regular-season games with Oklahoma City (AHL) ... Tallied an assist (0-1=1) for his first point of the season on Oct. 13 at Lake Erie ... Recorded a season-long three-game point streak (1-2=3) from April 7 - 12 ... Notched two points (1-1=2) on April 20 vs. Abbotsford ... **PLAYOFFS:** Recorded six points (2-4=6) in 16 Calder Cup Playoff games, helping Oklahoma City reach the Western Conference Final ... Scored two goals (2-0=2), including a PPG, and posted six SOG in Game 4 of the Western Conference Quarterfinals at Charlotte on May 3 ... Tallied points (0-3=3) in back-to-back games in Games 2 - 3 of the Western Conference Semifinals vs. Texas from May 13 - 15 ... **2011-12:** Recorded 23 points (7-16=23) in 62 regular-season AHL games with Oklahoma City during his first professional hockey season ... Established professional career highs with 16 assists, 62 games played and 28 PIM ... Led all Oklahoma City rookies in PPGs (3) and assists (16), while he shared first in GWGs (2) ... His two GWGs shared fourth among all team skaters, while his three PPGs were tied for fifth ... Shared sixth among all Oklahoma City forwards and ninth among all team skaters with 16 helpers ... Made his professional debut on Oct. 9 at Texas ... Tallied an assist (0-1=1) for the first point of his professional career on Oct. 14 at San Antonio ... Recorded two points (1-1=2) for the first goal and multi-point game of his professional career on Oct. 15 vs. Texas ... Earned two points (1-1=2) including the first GWG of his professional career, on Nov. 27 at Grand Rapids ... Logged a season-long three-game point streak (1-2=3) from Feb. 24 - March 3 ... **PLAYOFFS:** Registered seven points (2-5=7) in 13 Calder Cup Playoff games in his first professional postseason appearance, helping Oklahoma City reach the Western Conference Final ... Shared fifth on the team with five assists and seventh with seven points ... Made his Calder Cup Playoffs debut and scored the GWG (1-0=1) for his first career Calder Cup Playoff point in Game 1 of the Western Conference Quarterfinals at Houston on April 19 ... Notched two assists (0-2=2) for his first postseason multi-point game in Game 4 of the WCQF vs. Houston on April 24 ... Tallied points (0-3=3) in back-to-back games in Games 1 - 2 of the Western Conference Semifinals vs. San Antonio from May 3 - 5 ... **2010-11:** Registered 62 points (27-35=62) in 56 regular-season games with Medicine Hat of the Western Hockey League (WHL) ... Finished third on the team with 27 goals, while he shared third on the team with 35 assists and ranked fourth with 62 points ... Finished third among all WHL rookies in goals (27) and points (62) ... Shared second on the team with four GWGs ... Logged a seven-game point streak (3-8=11), including posting back-to-back three-point outings, from Oct. 9 - Nov. 3 ... Tallied season highs with four points (2-2=4) and a +3 rating on Nov. 20 vs. Swift Current ... Posted a season-long nine-game point streak (4-9=13) from Dec. 3 - 28 ... Matched a season high with four points (1-3=4) on Dec. 12 at Lethbridge ... **2009-10:** Recorded 19 points (11-8=19) in 38 games during his freshman season at Minnesota State - Mankato of the Western Collegiate Hockey Association (WCHA) ... Finished third among all WCHA freshmen in goals (11) and shared seventh in points (19), while he shared third and ranked eighth on the team in those categories, respectively ... Ranked fourth on the squad with four PPGs.



ROMAN

POLAK



#45 | D | SHOOTS RIGHT | 6'2" | 240 LBS | DOB: 4/28/86 | OSTRAVA, CZECHOSLOVAKIA

DRAFTED: Selected by St. Louis in the sixth round (180th overall) of 2004 NHL Draft

ACQUIRED: Signed by Dallas as free agent on July 1, 2018

2017-18 SEASON

Skated in 54 regular-season games with Toronto, registering 12 points (2-10-12) and 46 penalty minutes ... Among team leaders, he ranked third with 131 hits, tied for fourth with 84 blocked shots and finished sixth with 17:39 time on ice per game ... Tallied a season-high two points (1-1-2), along with a season-best seven hits and four blocked shots, on Dec. 29 at Colorado ... Logged a season-long two-game point streak (0-2-2) from Feb. 14-17 ... Recorded his 100th career assist (0-1-1) on March 3 at Washington ... Posted six hits in 23:05 of ice time on March 10 vs. Pittsburgh ... Logged three shots on March 17 vs. Montreal ... Registered a season-best +3 plus/minus rating on April 2 vs. Buffalo ... **PLAYOFFS:** Logged one assist (0-1-1) in seven postseason contests ... Led all Toronto players with 17 blocked shots and ranked second with 24 hits.

CAREER

2016-17: Registered 11 points (4-7-11) and 65 PIM in 75 regular-season games with Toronto ... Logged a career-best +10 rating ... Finished tied for second on the club in hits (232), ranked second in blocks (133) and plus/minus rating (+10) and sixth in TOI/G (17:55) ... Tallied a season-best 11 hits on Nov. 8 vs. Los Angeles ... Skated in his 600th career NHL game on Jan. 25 at Detroit ... Logged an assist (0-1-1) and a season-best +3 rating on Feb. 14 vs. the NY Islanders ... Potted the game-winning goal (1-0-1) and tied his season-high with a +3 rating on March 16 at Tampa Bay ... Finished the season tallying assists in back-to-back games (0-2-2) from April 8 - 9 ... **PLAYOFFS:** Appeared in two Stanley Cup Playoff games with Toronto and recorded nine hits and four blocked shots ... **2015-16:** Split the season between San Jose and Toronto posting 16 points (1-15-16) and in a career-high 79 regular-season games ... Started the season with Toronto, recording 13 points (1-12-13) in 55 games ... Also appeared 24 games for San Jose, registering three points (0-3-3) with 16 PIM ... Skated in his 500th career NHL game on Nov. 23 vs. Boston ... Recorded a career-long three-game point and assist streak (0-4-4) from Dec. 5 - 15 ... Recorded his 100th career NHL point (0-1-1) on Dec. 15 vs. Tampa Bay ... Matched his career-best with two assists (0-2-2) on Feb. 2 at Boston ... Was traded to San Jose on Feb. 22 with Nick Spaling in exchange for Raffi Torres and San Jose's second round picks in the 2017 and 2018 NHL Draft ... Registered his first point in a Sharks sweater with an assist (0-1-1) on March 12 vs. Washington ... **PLAYOFFS:** Appeared in 24 games during the postseason, helping the Sharks reach the Stanley Cup Final ... Finished eighth in the NHL and third among Sharks players in 67 hits ... His 45 blocked shots ranked seventh in the League and third on the club ... **2014-15:** Spent the campaign with Toronto, amassing nine points (5-4-9) in 56 regular-season games ... Established a new career high with five goals ... Led the Maple Leafs in blocked shots (128) while finishing second on the club in hits (225) and third in TOI/G (21:05) ... Potted the GWG (1-0-1) on Oct. 21 at the NY Islanders ... Logged points (1-1-2) in back-to-back games from Nov. 8 - 9 ... Registered a season high and tied his career best with two points (1-1-2) on Nov. 20 vs. Tampa Bay ... Logged a season-high +3 rating on Jan. 9 vs. Columbus ... **2013-14:** Registered 13 points (4-9-13) in 72 regular-season games with St. Louis ... Finished second on the club in blocked shots (131) and third in hits (151) ... Blocked a season-high seven shots on Jan. 31 at Carolina ... Skated in his 400th career NHL game on Feb. 26 at Vancouver ... Posted seven hits on March 22 at Philadelphia ... Two-game assist streak (0-2-2) from March 25-27 ... **PLAYOFFS:** Skated in six Stanley Cup Playoff games, logging one assist (0-1-1) ... Shared second on the club in blocked shots (12) ... Registered his lone postseason assist (0-1-1) in Game 2 of the Western Conference First Round vs. Chicago ... **2012-13:** Appeared in all 48 contests with St. Louis during the shortened season ... Posted six points (1-5-6) with 48 penalty minutes ... Ranked third on the club in hits (110) and blocked shots (78) ... Tallied six hits on Jan. 22 at Chicago

CAREER HIGHLIGHTS

GAME HIGHS

G	1 (25x), last: Dec. 29, 2017 at COL
A	2 (3x), last: Feb. 2, 2016 at BOS
PTS	2 (10x), last: Dec. 29, 2017 at COL
SOG	5 (4x), last: Feb. 26, 2016 vs. BUF
PIM	17, April 4, 2013 at CHI
+/-	4, Dec. 8, 2008 vs. NSH

STREAKS

G	N/A
A	3 gms, Dec. 5-15, 2015
PTS	3 gms, Dec. 5-15, 2015

MILESTONES

1ST GM	Oct. 9, 2006 at ANA
1ST G	Dec. 20, 2008 vs. MIN
1ST PT	March 15, 2008 at ANA
100TH GM	Oct. 17, 2009 at ANA
200TH GM	Feb. 8, 2011 at FLA
300TH GM	March 17, 2012 at TBL
400TH GM	Feb. 26, 2014 at VAN
500TH GM	Nov. 23, 2015 vs. BOS
600TH GM	Jan. 25, 2017 at DET
100TH A	March 3, 2018 at WSH
100TH PT	Dec. 15, 2015 vs. TBL

ACCOLADES

2006 - Bronze Medal, WJC (Czech Republic)
2004 - Bronze Medal, U18 (Czech Republic)

CAREER REGULAR SEASON													CAREER PLAYOFFS				
YEAR	TEAM	LEAGUE	GP	G	A	PTS	PIM	+/-	PP	SH	GW	S	GP	G	A	PTS	PIM
2006-07	ST LOUIS	NHL	19	0	0	0	6	-3	0	0	0	13	-	-	-	-	-
	Peoria	AHL	53	4	8	12	66	1	3	0	1	67	-	-	-	-	-
2007-08	ST LOUIS	NHL	6	0	1	1	0	1	0	0	0	2	-	-	-	-	-
	Peoria	AHL	34	0	7	7	33	-8	0	0	0	51	-	-	-	-	-
2008-09	ST. LOUIS	NHL	69	1	14	15	45	-15	0	0	1	73	4	0	0	0	0
2009-10	ST. LOUIS	NHL	78	4	17	21	59	7	0	0	1	73	-	-	-	-	-
2010-11	ST. LOUIS	NHL	55	3	9	12	33	-4	0	0	1	54	-	-	-	-	-
2011-12	ST. LOUIS	NHL	77	0	11	11	57	6	0	0	0	88	9	0	0	0	19
2012-13	ST. LOUIS	NHL	48	1	5	6	48	-2	0	0	1	39	6	0	1	1	2
2013-14	ST. LOUIS	NHL	72	4	9	13	71	3	0	0	0	83	6	0	1	1	4
2014-15	TORONTO	NHL	56	5	4	9	48	-22	0	0	1	61	-	-	-	-	-
2015-16	TORONTO	NHL	55	1	12	13	56	8	0	0	0	56	-	-	-	-	-
	SAN JOSE	NHL	24	0	3	3	16	-2	0	0	0	35	24	0	0	0	15
2016-17	TORONTO	NHL	75	4	7	11	65	10	0	0	1	64	2	0	0	0	0
2017-18	TORONTO	NHL	54	2	10	12	46	5	0	0	0	47	7	0	1	1	4
NHL TOTAL			688	25	102	127	550	-8	0	0	6	688	58	0	3	3	44

... Blocked a season-high eight shots on Feb. 17 at Vancouver ... Logged a career-high 17 PIM on April 4 at Chicago ... Potted the GWG (1-0-1) on April 11 at Minnesota ... **PLAYOFFS:** Skated in six postseason contests, notching one assist (0-1-1) ... Finished third on the club with eight blocked shots ... Recorded his first career point in the Stanley Cup Playoffs in Game 6 of the Western Conference First Round vs. Los Angeles ... **2011-12:** Registered 11 points (0-11-11) in 77 regular-season games with St. Louis ... Concluded the season ranked second on the club in hits (173) and blocked shots (141) ... Tied his season-high with five blocked shots and added two shots on goal on Jan. 3 vs. Arizona ... Tallied assists (0-2-2) in back-to-back games from Feb. 7 - 9 ... Skated in his 300th career NHL game on March 17 at Tampa Bay ... **PLAYOFFS:** Skated in nine Stanley Cup Playoff games with the Blues and posted 19 PIM ... Finished third on the team in blocked shots (18) and fourth in hits (24) ... **2010-11:** Appeared in 55 regular-season games with St. Louis, recording 12 points (3-9-12) ... Finished the season ranked fifth on the team in hits (110) and sixth in TOI/G (19:57) ... Potted the GWG (1-0-1) on Oct. 22 vs. Chicago ... Skated in his 200th career NHL game on Feb. 8 at Florida ... Tied his career best with two points (1-1-2) on Feb. 25 at Edmonton ... Matched his career high with two points (1-1-2) and added a +3 rating on March 30 at Detroit ... **2009-10:** Skated in 78 regular-season contests with St. Louis, recording a career-best 21 points (4-17-21) ... Also established a new career high with 17 assists ... Ranked second on the club in blocked shots (124) and fourth in hits (138) ... Logged 19:59 TOI/G, good for fourth among all Blues players ... Skated in his 100th career NHL contest on Oct. 17 at Anaheim ... Tied his career-high with two points (1-1-2) and potted the GWG on Jan. 16 vs. the NY Rangers ... Logged a three-game point streak (0-3-3) from Feb. 13 - March 4, marking new career longs for both point and assists streaks ... **2008-09:** Recorded 15 points (1-14-15) in 69 regular-season games with St. Louis ... His 21:32 TOI/G ranked third amongst Blues skaters ... Finished third on the club with 109 blocked shots ... Posted a career-best +4 rating on Dec. 8 vs. Nashville ... Recorded his first NHL goal, multi-point game and GWG (1-1-2) on Dec. 20 vs. Minnesota ... **PLAYOFFS:** Appeared in four postseason games with the Blues, recording four SOG, six hits and eight blocked shots ... Made his Stanley Cup Playoff debut in Game 1 of the Western Conference First Round vs. Vancouver, logging a team-high 23:18 TOI ... **2007-08:** Split the season between St. Louis and Peoria of the American Hockey League (AHL) ... Skated in six regular-season games with the Blues, recording one assist (0-1-1) ... Registered his first career NHL point and assist (0-1-1) on March 15 at Anaheim ... Spent the majority of the season with Peoria, posting seven points (0-7-7) in 34 regular-season AHL contests ... **2006-07:** Split the season between St. Louis and Peoria (AHL) ... Appeared in 19 regular-season games with St. Louis, recording 13 SOG and six PIM ... Made his NHL debut on Oct. 9 at Anaheim, recording one shot in 11:56 TOI ... Also skated in 53 regular-season games with Peoria, registering 12 points (4-8-12) and 66 PIM.

INTERNATIONAL CAREER

Represented the Czech Republic at the 2016 World Cup of Hockey, posting one assist (0-1-1) in three games ... Skated for Team Czech Republic at the 2010 Winter Olympics in Vancouver, notching four PIM in five games ... Also represented the Czech Republic at both the 2014 and 2009 IIHF World Championships ... Won bronze at the 2006 IIHF World Junior Championship, recording two assists (0-2-2) in seven games ... Also helped the Czech Republic win bronze at the 2004 IIHF U18 World Championship, appearing in seven tournament contests.



ALEXANDER

RADULOV



#47 | RW | SHOOTS LEFT | 6'1" | 205 LBS | DOB: 7/5/86 | NIZHNY TAGIL, RUSSIA

DRAFTED: Selected by Nashville in the first round (15th overall) of the 2004 NHL Draft

ACQUIRED: Signed by Dallas as a free agent on July 3, 2017

2017-18 SEASON

Registered NHL career highs with 27 goals, 45 assists and 72 points (27-45=72) in 82 regular-season games ... Finished second on the Stars in assists (45), while he ranked third in goals (27) and points (72) ... Was one of five Stars players to skate in all 82 regular-season games, marking the first time in his NHL career he has done so ... Led Dallas with two overtime goals and tied for third with four game-winning goals ... Shared second on the Stars with 23 power play points (7-16=23) ... Finished third on the squad with seven power play goals ... Ranked fifth on the team with an average time on ice per game of 20:08 ... Ranked second on the Stars with 25 assists and 40 points (15-25=40) on home ice ... Also ranked third with a +14 plus/minus rating at home ... Finished second on Dallas with 46 takeaways ... Recorded an NHL career-high 17 multi-point games, good for third on the team ... Registered two separate nine-game point streaks, marking the first time in Dallas Stars history and the fourth time in franchise history a player has recorded multiple point streaks of at least nine games in the same season ... Made his Stars debut on Oct. 6 against Vegas ... Registered an assist (0-1=1) for his first point of the season on Oct. 7 at St. Louis ... Scored his first goal (1-0=1) in a Stars sweater on Oct. 17 against Arizona ... Established a new career high with a nine-game point streak (5-8=13) from Oct. 26 - Nov. 14 ... Recorded a season-high three points (1-2=3) on Oct. 26 at Edmonton ... Recorded an assist (0-1=1) for his 100th career NHL assist on Nov. 10 vs. the NY Islanders ... Scored two goals (2-0=2) for his first multi-goal game of the season on Dec. 29 against St. Louis ... Matched a career-long nine-game point streak (6-10=16) from Jan. 4 - 25, including posting back-to-back three-point outings (2-4=6) from Jan. 4 - 6 ... Recorded two goals and three points (2-1=3) for his second multi-goal game of the season on Jan. 23 against Florida ... Tallied an assist (0-1=1) for his 200th career NHL point on Jan. 20 at Buffalo ... Scored a power play goal (1-0=1), marking his seventh of the season and establishing a new career high, on March 11 at Pittsburgh ... Skated in his 300th career NHL game and added an assist (0-1=1) on March 13 at Montreal ... Recorded two points (1-1=2), including his fourth GWG of the campaign, on March 27 against Philadelphia ... Matched a career high with three assists (0-3=3) on April 7 at Los Angeles.

CAREER

2016-17: Registered 54 points (18-36=54) in 76 regular-season games with Montreal ... Led Montreal with a career-high 36 assists ... Finished second on the team in points (54) and shared third on the squad in goals (18) ... Recorded a career-high six PPGs, which shared third on the team ... Was also tied for fifth on Montreal with a +10 rating ... Ranked fourth on the club with 42 takeaways, while he shared sixth with 76 hits ... Finished second among Montreal forwards and ranked eighth among all team skaters with an average TOI/G of 18:17 ... Ranked second on the club with 2:50 power play TOI/G ... Matched a career high with 14 multi-point games, with Montreal posting a 13-1-0 record in those games ... Scored a PPG (1-0=1) for his first point of the season on Oct. 18 vs. Pittsburgh ... Recorded three points (1-2=3) for his first multi-point game of the season on Oct. 24 vs. Philadelphia ... Logged a season-long seven-game point streak (1-8=9) from Nov. 5 - 22 ... Notched two points (1-1=2) including a GWG, on Jan. 7 at Toronto ... Matched a career high with three assists (0-3=3) on Jan. 20 at New Jersey ... Skated in his 200th career NHL game

CAREER HIGHLIGHTS

GAME HIGHS

G	2 (7x), last: Jan. 23, 2018 vs. FLA
A	3 (4x), last: April 7, 2018 at LAK
PTS	4, Feb. 27, 2017 at NJD
SOG	7 (4x), last: March 27, 2018 vs. PHI
PIM	6, Oct. 18, 2016 vs. PIT
+/-	4 (2x), last: April 7, 2018 at LAK

STREAKS

G	6 gms, Jan. 21-Feb. 2, 2008
A	6 gms, Nov. 5-19, 2016
PTS	9 gms (2x), last: Jan. 4-25, 2018

MILESTONES

1ST GM	Oct. 21, 2006 vs. VAN
1ST G	Oct. 26, 2006 vs. SJS
1ST PT	Oct. 26, 2006 vs. SJS
100TH GM	Dec. 27, 2007 vs. CBJ
200TH GM	Jan. 21, 2017 vs. BUF
300TH GM	March 13, 2018 at MTL
100TH A	Nov. 10, 2017 vs. NYI
100TH PT	March 30, 2012 at DET
200TH PT	Jan. 20, 2018 at BUF

ACCOLADES

- 2004 - Gold Medal, WJC-18 (Russia)
- 2005 - Silver Medal, WJC (Russia)
- 2006 - Memorial Cup (Quebec - QMJHL)
- 2006 - Memorial Cup MVP (Quebec)
- 2006 - CHL & QMJHL Player of the Year (Quebec)
- 2006 - Silver Medal, WJC (Russia)
- 2007 - Bronze Medal, WC (Russia)
- 2008 - Gold Medal, WC (Russia)
- 2009 - Gold Medal, WC (Russia)
- 2010 - Golden Stick Award (KHL MVP)
- 2011 - Gagarin Cup (KHL)
- 2011 - Golden Stick Award (KHL MVP)
- 2012 - Golden Stick Award (KHL MVP)
- 2015 - Golden Stick Award (KHL MVP)



on Jan. 21 vs. Buffalo ... Scored two goals (2-0=2), tying a career-best, on Jan. 24 vs. Calgary ... Established a new career high with four points (1-3=4) on Feb. 27 at New Jersey ... Tallied a five-game point streak (3-3=6) from March 28 – April 5 ... **PLAYOFFS:** Paced Montreal with a postseason career-high seven points (2-5=7) in six Stanley Cup Playoff games ... Also led the team and tied a postseason career high with five assists and shared first with two goals ... Ranked sixth on the team and second among club forwards with 19:54 TOI/G ... Registered a postseason career-high three points (1-2=3), including the first GWG of his Stanley Cup Playoffs career, in Game 2 of the Eastern Conference First Round vs. NY Rangers on April 14 ... **2015-16:** Recorded 65 points (23-42=65) in 53 regular-season games with CSKA Moscow of the Kontinental Hockey League (KHL) ... Finished second in the KHL and led CSKA in points (65), assists (42) and plus/minus rating (+28), while he ranked fifth in the League and first on the squad in goals (23) ... Shared sixth in the KHL and first on CSKA with nine PPGs ... Ranked third among all KHL forwards, 29th among all League skaters and paced CSKA with 21:06 TOI/G ... Was tied for fourth on the team with three GWGs, while he was one of two CSKA players to score an overtime goal ... Ranked second on the team in penalty minutes (73) ... Ranked third on the team with 68 hits and finished third among all club forwards with 22 blocked shots ... Opened the season recording two points (1-1=2) and a season-high +3 rating on Aug. 24 at SKA ... Logged a six-game point streak (5-7=12) from Sept. 13 – 27 ... Posted season-highs with three assists and four points (1-3=4) on Jan. 17 at Ugra ... Recorded a season-long eight-game point streak (4-11=15) from Jan. 17 – Feb. 18 ... **PLAYOFFS:** Registered 16 points (4-12=16) in 20 postseason contests, helping CSKA reach the Gagarin Cup Final ... Ranked third in the League in assists (12) and shared third in points (16), finishing first on the team in both categories ... Shared 15th in the KHL and ranked third on CSKA in goals (3) ... Shared fifth in the League and second on the team with two GWGs, while he was tied for seventh in the KHL and ranked third on the squad with three PPGs ... Shared second in the KHL and first on CSKA with 46 hits ... Finished fifth among League forwards and second among all team skaters with 21:42 TOI/G ... **2014-15:** Led the KHL with 71 points (24-47=71) in 46 regular-season games with CSKA Moscow ... Also led the League with 47 assists, 10 GWGs and a +37 rating ... Shared eighth in the League and ranked second on CSKA with 24 goals ... Finished tied for 12th in the League and ranked third on the team with nine PPGs ... Ranked second in the KHL and on the team with 143 PIM ... Logged a season-long seven-game point streak (8-7=15) from Sept. 20 – Oct. 4 ... Posted season-highs with five assists and six points (1-5=6) on Nov. 16 vs. Severstal ... Tallied five points (3-2=5), including his only hat trick of the season, and a season-high +6 rating on Feb. 11 vs. Slovan ... **PLAYOFFS:** Shared first in the League with 21 points (8-13=21) in 16 Gagarin Cup Playoff contests, helping CSKA advance to the Western Conference Final ... Finished third in the League and paced CSKA with 13 helpers, while he shared fifth in the KHL and ranked second on the team with eight goals ... Also ranked 10th in the KHL and second on the club with a +7 rating ... **2013-14:** Registered 34 points (9-25=34) in 34 regular-season games with CSKA Moscow ... Shared 11th in the League with a +19 rating and was tied for 12th with 25 assists, pacing CSKA in both categories ... Ranked fifth on the squad with nine goals, all of which came at even strength ... Shared fourth on the team with two GWGs ... Ranked fifth among KHL forwards and led CSKA forwards while

ranking fourth among all team skaters with 20:16 TOI/G ... Ranked third among club forwards and sixth among all team skaters with 21 hits ... Opened the season with a seven-game point streak (1-7=8) from Sept. 6 - 19 ... Recorded two assists (0-2=2) for his first multi-point game of the season and a season-high +4 rating on Sept. 17 vs. Dynamo Moscow ... Posted 12 points (1-11=12) during a five-game point streak, including back-to-back three-assist games, from Nov. 13 - 22 ... **2012-13:** Registered 68 points (22-46=68) in 48 regular-season games with CSKA Moscow ... Led the KHL with 46 assists ... Ranked second in the League in points (68) and sixth in goals (22), pacing CSKA in both categories ... Finished tied for seventh in the KHL and ranked second on the club with five GWGs, while he shared eighth in the League and led CSKA with nine PPGs ... Led KHL forwards, ranked 11th among all League skaters and finished first on CSKA with 22:57 TOI/G ... Ranked second on the team with a +12 rating ... Scored a hat trick (3-0=3) and posted a season-high +2 rating on Sept. 22 vs. Yugra ... Logged a season-long 14-game point streak (10-14=24) from Oct. 4 - Nov. 18 ... Tallied a season-high four assists (0-4=4) on Jan. 18 at Barys ... **PLAYOFFS:** Recorded seven points (1-6=7) in nine postseason contests ... Led CSKA in points (7), assists (6) and TOI/G (24:14) ... **2011-12:** Split the season between Nashville and Salavat Yulayev of the KHL ... Skated in nine regular-season games with Nashville, recording seven points (3-4=7) ... Opened the season with Salavat in the KHL, registering 63 points (25-38=63) in 50 regular-season games ... Paced the KHL in points (63) and shared first in the League in assists (38) and PPGs (12) ... Was tied for second in the League and paced Salavat with 25 goals ... Shared 11th in the League and led the team with four GWGs ... Finished second among all League forwards, while he ranked second among all club skaters and first among team forwards with 20:44 TOI/G ... Made his NHL season debut on March 22 at Pittsburgh, scoring one goal (1-0=1) ... Registered two points (1-1=2), including the 100th point of his NHL career, on March 30 at Detroit ... In the KHL, opened the season with points (1-8=9) in each of his first six games from Sept. 12 - 24 ... Recorded a six-game point streak (6-9=15), including four-straight three-point games, from Dec. 21 - Jan. 12 ... **PLAYOFFS:** Recorded six points (1-5=6) in eight Stanley Cup Playoff contests with Nashville ... Shared first on the Predators in points (6), while he led the club in assists (5) ... Also appeared in six postseason games with Salavat (KHL), recording six points (0-6=6) ... Led Salavat in points (6) and assists (6), and ranked third among all team skaters and paced club forwards with 20:47 TOI/G ... **2010-11:** Recorded 80 points (20-60=80) in 54 regular-season KHL games with Salavat ... Led the KHL in points (80) and assists (60), and shared first with a +27 rating ... Ranked 15th in the League and third on the team with 20 goals ... Shared 11th in the KHL and second on Salavat with eight PPGs, while he shared third on the squad with three GWGs ... Led Salavat forwards and finished fourth among all team skaters with 18:41 TOI/G ... Opened the season with a 14-game point streak (5-20=25) from Sept. 9 - Oct. 14 ... Registered a 10-game point streak (7-8=15) from Nov. 7 - Dec. 4 ... **PLAYOFFS:** Recorded 18 points (3-15=18) in 21 postseason games, helping Salavat win the Gagarin Cup ... Shared first on the team in points (18) and assists (15) ... Shared second on the team with a +9 rating ... **2009-10:** Recorded 63 points (24-39=63) in 54 regular-season KHL games with Salavat ... Ranked fifth in the KHL in points (63) and shared second in assists (39), leading the team in both categories ... Shared eighth in the League and first on Salavat with 24 goals ... Ranked second in the KHL and second on the team with a +44 rating, while he ranked third on the squad with six PPGs ... Notched three points (1-2=3) and a +3 rating on Sept. 22 vs. Neftekhimik ... Logged a 10-game point streak (7-11=18) from Oct. 5 - Nov. 1 ... **PLAYOFFS:** Posted 19 points (8-11=19) in 16 postseason games ... Led Salavat in goals (8), assists (11) and points (19), while he shared third on the squad with a +7 rating ... **2008-09:** Recorded 48 points (22-26=48) in 52 regular-season KHL games ... Ranked 13th in the League in points (48), shared 13th in goals (22) and shared 20th in assists (26), ranking third on Salavat in each category ... Shared seventh in the KHL and second on the team with two SHGs, while he shared eighth in the League and ranked second on Salavat with six GWGs ... Finished fifth on the squad with four PPGs ... Opened the season with a six-game point streak (2-5=7) ... Tallied season highs with four points (2-2=4) and a +5 rating on Nov. 21 vs. Dynamo Moscow ... Logged a seven-game point streak (5-6=11) from Dec. 24 - Jan. 9 ... **PLAYOFFS:** Recorded two assists (0-2=2) in four postseason games ... **2007-08:** Registered 58 points (26-32=58) in 81 regular-season NHL games with Nashville ... Ranked third on the Predators in goals (26) and points (58), while he ranked fifth on the team in assists (32) ... Shared fourth on the team with two GWGs ... Shared the team lead with 81 games played ... Led Nashville and finished tied for 22nd in the NHL with 58 takeaways ... Posted 14 multi-point games, with Nashville posting a 10-2-2 record in those games ... Recorded a season-high +3 rating and earned two points (0-2=2) for his first multi-point game of the season on Oct. 27 vs. Florida ... Notched a season-high three points (1-2=3) on Nov. 15 vs. Chicago ... Logged a season-long eight-game point streak (8-2=10) from Jan. 21 - Feb. 7 ... **PLAYOFFS:** Recorded four points (2-2=4) in six Stanley Cup Playoff games ... Shared first on the team in goals (2) and points (4) ... **2006-07:** Split the season between Nashville and Milwaukee of the American Hockey League (AHL) ... Registered 37 points (18-19=37) and a +19 rating in 64 regular-season games with Nashville in his rookie campaign ... Led NHL rookies and shared third among all Nashville skaters with a +19 rating ... Finished seventh on Nashville in goals (18) and 10th in assists (19) and points (37), leading team rookies in each category ... Ranked seventh among League rookies in goals, ninth in points and shared 10th in assists ... Also appeared in 11 AHL games with Milwaukee, posting 18 points (6-12=18) ... Made his NHL debut on Oct. 21 vs. Vancouver ... Scored a goal (1-0=1) for his first

career NHL point on Oct. 26 vs. San Jose ... Logged a season-long six-game point streak (5-2=7) from Nov. 23 – Dec. 4 ... Recorded two points (1-1=2) for the first assist, GWG and multi-point game of his NHL career on Nov. 23 vs. Vancouver ... Scored his first career PPG (1-0=1) on Dec. 7 at Los Angeles ... **PLAYOFFS:** Made his first appearance in the Stanley Cup Playoffs, recording four points (3-1=4) in four contests ... Finished second on the team in goals (3) and tied for second in points (4).

INTERNATIONAL CAREER

Skated for Team Russia at the 2014 Winter Olympic Games in Sochi, Russia, sharing first on the team with six points (3-3=6) in five games ... Recorded 10 points (5-5=10) in eight games with Russia at the 2013 IIHF World Championship, finished seventh in the tournament and second on the team in points ... Represented Russia at the 2011 IIHF World Championship, finishing tied for second on the team with seven points (2-5=7) in nine tournament contests ... Skated in four games with Team Russia at the 2010 Winter Olympic Games in Vancouver, Canada, earning two points (1-1=2) ... Won the gold medal with Team Russia at the 2009 IIHF World Championship, sharing seventh among all tournament skaters and second on the team with 10 points (4-6=10) in nine games, including scoring the gold medal-clinching goal ... Recorded three assists (0-3=3) in six games with Team Russia at the 2008 IIHF World Championship, helping Russia win the gold medal ... Helped Russia win bronze at the 2007 IIHF World Championship, posting two goals (2-0=2) in nine games ... Won the silver medal with Team Russia and posted four points (1-3=4) in six games at the 2006 IIHF World U20 Championship ... Tallied three points (2-1=3) in six games at the 2005 IIHF World U20 Championship, helping Russia win silver ... Recorded seven points (2-5=7) in six games at the 2004 IIHF World U18 Championship, where he won gold.

CAREER REGULAR SEASON

CAREER PLAYOFFS

YEAR	TEAM	LEAGUE	GP	G	A	PTS	PIM	+/-	PP	SH	GW	S	GP	G	A	PTS	PIM
2003-04	Moscow Dynamo	Russia	1	0	0	0	2	-	-	-	-	-	-	-	-	-	-
	Russia	WJC-18	6	2	5	7	2	7	-	-	-	-	-	-	-	-	-
2004-05	Quebec	QMJHL	65	32	43	75	64	30	-	-	-	-	13	6	5	11	15
	Russia	WJC	6	2	1	3	4	1	-	-	-	-	-	-	-	-	-
2005-06	Quebec	QMJHL	62	61	91	152	101	53	-	-	-	-	23	21	34	55	30
	Russia	WJC	6	1	3	4	4	2	-	-	-	-	-	-	-	-	-
2006-07	NASHVILLE	NHL	64	18	19	37	26	19	5	0	4	96	4	3	1	4	19
	Milwaukee	AHL	11	6	12	18	26	3	2	0	0	36	-	-	-	-	-
	Russia	WC	9	2	0	2	6	1	-	-	-	-	-	-	-	-	-
2007-08	NASHVILLE	NHL	81	26	32	58	44	7	4	0	2	183	6	2	2	4	6
	Russia	WC	6	0	3	3	2	3	-	-	-	-	-	-	-	-	-
2008-09	Ufa Salavat Yulayev	KHL	52	22	26	48	92	26	4	2	6	163	4	0	2	2	4
	Russia	WC	9	4	6	10	10	7	-	-	-	-	-	-	-	-	-
2009-10	Ufa Salavat Yulayev	KHL	54	24	39	63	62	44	6	0	2	144	16	8	11	19	10
	Russia	OLY	4	1	1	2	4	1	-	-	-	-	-	-	-	-	-
2010-11	Ufa Salavat Yulayev	KHL	54	20	60	80	83	27	8	0	3	187	21	3	15	18	42
	Russia	WC	9	2	5	7	6	-1	-	-	-	-	-	-	-	-	-
2011-12	NASHVILLE	NHL	9	3	4	7	4	3	0	0	0	21	8	1	5	6	4
	Ufa Salavat Yulayev	KHL	50	25	38	63	64	1	12	0	4	162	-	-	-	-	-
2012-13	CSKA Moscow	KHL	48	22	46	68	86	12	9	0	5	127	9	1	6	7	0
	Russia	WC	8	5	5	10	4	4	-	-	-	-	-	-	-	-	-
2013-14	CSKA Moscow	KHL	34	9	25	34	75	19	0	0	2	87	-	-	-	-	-
	Russia	OLY	5	3	3	6	4	4	-	-	-	-	-	-	-	-	-
2014-15	CSKA Moscow	KHL	46	24	47	71	143	37	9	0	10	165	16	8	13	21	20
2015-16	CSKA Moscow	KHL	53	23	42	65	73	28	9	0	3	177	20	4	12	16	26
2016-17	MONTREAL	NHL	76	18	36	54	62	10	6	0	2	147	6	2	5	7	6
2017-18	DALLAS	NHL	82	27	45	72	72	4	7	0	4	217	-	-	-	-	-
	DAL TOTAL		82	27	45	72	72	4	7	0	4	217	-	-	-	-	-
	NHL TOTAL		312	92	136	228	208	43	22	0	12	664	24	8	13	21	35



BRETT

RITCHIE



#25 | RW | SHOOTs RIGHT | 6'4" | 220 LBS | DOB: 7/1/93 | ORANGEVILLE, ONTARIO

DRAFTED: Selected by Dallas in the second round (44th overall) of the 2011 NHL Draft

2017-18 SEASON

Registered 14 points (7-7=14) in 71 regular-season games ... Ranked 21st among League forwards, led Stars forwards and finished second among all Dallas skaters with a career-best 172 hits ... Scored a career-high two power play goals ... Was an even-or-plus skater in 59 of his 71 games in 2017-18 ... Recorded six points (3-3=6) on home ice with the Stars posting a 5-0-1 record in those games ... Logged four-plus hits in a game 20 times in 2017-18 ... Tallied an assist (0-1=1) for his first point of the season and added four shots on goal on Oct. 7 at St. Louis ... Logged six hits and 12:59 of ice time on Oct. 27 at Calgary ... Scored his first goal (1-0=1) of the season and posted a season-high +2 plus/minus rating on Oct. 24 at Colorado ... Recorded points in back-to-back games (0-2=2) for the first time on the season from Nov. 24 - 28 ... Notched a career-high two goals (2-0=2) on Dec. 3 at Colorado ... Scored a PPG (1-0=1), his first of the campaign, on Jan. 4 against New Jersey ... Posted his second PPG (1-0=1) of the season and added six hits and five SOG on March 1 against Tampa Bay ... Registered a season-high seven hits on March 11 at Pittsburgh ... Logged a season-high 16:47 TOI and scored a goal (1-0=1) on March 14 at Toronto.

CAREER

2016-17: Registered 24 points (16-8=24) in 78 games in his first full season in the NHL ... Paced the Stars with a +11 rating ... Ranked fourth on the team with 16 goals ... Shared eighth on the team with two game-winning goals ... Seven of his 16 goals came against the division, good for third on the team, while his 10 goals on home ice ranked fourth on the squad ... Also shared first on the team with a +12 rating at home ... Ranked second on Dallas with 153 hits ... Finished third with 167 SOG ... Recorded three-or-more shots in a game 30 times in 2016-17 ... Registered two points (1-1=2) for his first points of the campaign on Oct. 15 at Colorado ... Matched a career-high and led the Stars with six shots on Oct. 29 at Minnesota ... Recorded a season-high five hits on Nov. 1 at Columbus ... Notched a three-game point streak (2-1=3) from Nov. 21 - 25 ... Matched a career high with a +3 rating, and added two points (1-1=2), including his first GWG of the season, on Jan. 31 at Toronto ... Skated in his 100th career NHL game on Feb. 28 vs. Pittsburgh, posting a goal (1-0=1) and five SOG ... **2015-16:** Split the season between Dallas and the Texas Stars of the American Hockey League (AHL) ... Started the season on the injured non-roster list after suffering a torn ligament in his wrist ... Notched one point (0-1=1) in eight games with Dallas ... Tallied 30 hits and his 3.75 hits-per-game ranked second on the team ... Made his NHL season debut on March 4 against New Jersey and registered a career-high eight hits and a fighting major ... Notched an assist (0-1=1) for his first point of the season and tallied seven hits on March 22 at Chicago ... Also appeared in 35 regular-season games with Texas (AHL), recording 28 points (14-14=28) ... Finished tied for fourth on Texas with six PPGs ... Registered his second-career AHL hat trick (3-0=3) on Dec. 12 vs. Stockton ... **PLAYOFFS:** Appeared in his first Stanley Cup Playoffs, skating in two postseason contests with Dallas ... Registered one shot and two hits in the postseason ... Made his Stanley Cup Playoffs debut in Game 4 of the Western Conference Second Round at St. Louis ... Also appeared in three AHL postseason games with Texas, recording two points (1-1=2) ... **2014-15:** Split the campaign between Dallas and Texas (AHL) ... Tallied six goals and nine points (6-3=9) in 31 NHL games with Dallas ... Finished the campaign ranked sixth on Dallas and 16th amongst NHL rookies with 89 hits, leading all first-year skaters that played less than 32 games ... Ranked second among Stars rookies with 78 SOG ... Made his NHL debut on Dec. 31 vs. Arizona and scored his first career NHL goal (1-0=1), the eventual GWG, on his first NHL shot, becoming the first Stars player to score the GWG in his debut since Fabian Brunnstrom (Oct. 15, 2008 vs. Nashville) ... Notched two points (1-1=2) for his first career NHL multi-point game and posted a season-high +3 rating on Jan. 3 vs. Minnesota ... Logged a season-high 19:58 of ice time and scored one goal (1-0=1) on five SOG on Jan. 10 at Colorado ... Posted a season-high six SOG and scored a goal (1-0=1) on March 3 vs. NY Islanders ... Matched a season-high six SOG and scored a goal (1-0=1) on March 19 vs. Pittsburgh ... Also registered

CAREER HIGHLIGHTS

GAME HIGHS

G	2, Dec. 3, 2017 at COL
A	1 (19x), last: Feb. 27, 2018 vs. CGY
PTS	2 (4x), last: Dec. 3, 2017 at COL
SOG	6 (4x), last: Dec. 8, 2016 vs. NSH
PIM	7, Nov. 8, 2016 at WPG
+/-	3 (2x), last: Jan. 31, 2017 vs. TOR

STREAKS

G	2 gms (3x), last: April 2-4, 2017
A	2 gms, Nov. 24-28, 2017
PTS	3 gms, Nov. 21-25, 2016

MILESTONES

1ST GM	Dec. 31, 2014 vs. ARI
1ST G	Dec. 31, 2014 vs. ARI
1ST PT	Dec. 31, 2014 vs. ARI
100TH GM	Feb. 28, 2017 vs. PIT

ACCOLADES

2014 - Calder Cup (AHL)

CAREER REGULAR SEASON													CAREER PLAYOFFS				
YEAR	TEAM	LEAGUE	GP	G	A	PTS	PIM	+/-	PP	SH	GW	S	GP	G	A	PTS	PIM
2009-10	Sarnia	OHL	65	13	16	29	35	-33	5	0	-	-	-	-	-	-	-
2010-11	Sarnia	OHL	49	21	20	41	47	-1	5	1	-	-	-	-	-	-	-
	Canada	WJC-18	7	4	3	7	6	0	2	0	0	-	-	-	-	-	-
2011-12	Sarnia	OHL	23	8	7	15	30	0	1	0	-	-	-	-	-	-	-
	Niagara	OHL	30	16	14	30	24	27	4	1	-	-	20	3	8	11	14
2012-13	Niagara	OHL	53	41	35	76	40	35	12	3	-	-	4	1	3	4	9
	Canada	WJC	6	1	3	4	4	3	0	0	0	-	-	-	-	-	-
2013-14	Texas	AHL	5	3	1	4	0	3	0	0	0	16	9	2	0	2	2
	Texas	AHL	68	22	26	48	53	14	5	0	5	215	13	7	4	11	10
2014-15	DALLAS	NHL	31	6	3	9	12	-1	0	0	1	78	-	-	-	-	-
	Texas	AHL	33	14	77	21	40	19	3	0	3	126	3	1	1	2	2
2015-16	DALLAS	NHL	8	0	1	1	7	-3	0	0	0	15	2	0	0	0	0
	Texas	AHL	35	14	14	28	26	-2	6	0	1	124	3	1	1	2	0
2016-17	DALLAS	NHL	78	16	8	24	38	11	1	0	2	167	-	-	-	-	-
2017-18	DALLAS	NHL	71	7	7	14	42	1	2	0	0	117	-	-	-	-	-
DAL/NHL TOTAL			188	29	19	48	99	8	3	0	3	377	2	0	0	0	0

21 points (14-7=21) in 33 regular-season AHL contests with Texas ... Finished second on the team with a +19 rating, marking a new professional career high ... Shared sixth on Texas with 14 goals, including three PPGs ... Was named the CCM/AHL Player of the Week for the week ending Dec. 28, posting five goals (5-0=5), including two GWGs, and a +7 rating in three games ...


PLAYOFFS: Shared first on Texas with two points (1-1=2) and led the team with 17 SOG in three Calder Cup Playoffs contests ... **2013-14:** Played in his first full professional season, finishing sixth on Texas (AHL) with 48 points (22-26=48) in 68 regular-season contests ... Also ranked sixth on the team with a +14 rating ... Shared third on Texas with 215 SOG ... Scored five PPG and five GWG ... Registered five-plus SOG 13 times ... Notched two points (1-1=2), including the first GWG of his professional career, on Oct. 23 vs. Oklahoma City ... Scored his first career PPG (1-0=1) on Dec. 27 at San Antonio ... Scored one goal (1-0=1) and matched a professional career-high with 10 SOG on March 21 vs. Oklahoma City ... Tallied professional career-highs with four goals and five points (4-1=5) on April 4 vs. Lake Erie ... **PLAYOFFS:** Won the Calder Cup with Texas ... Finished tied for fourth on the team with seven goals during the Calder Cup Playoffs ... Recorded 11 points (7-4=11) in 13 postseason games with Texas ... **2012-13:** Split the season between Texas (AHL) and Niagara of the Ontario Hockey League (OHL) ... Skated in five AHL contests with Texas, posting four points (3-1=4) and a +3 rating ... Began the season with Niagara (OHL) ... Ranked sixth in the OHL and led the team with 41 goals ... Ranked 16th in the League and second on Niagara with 76 points (41-35=76) in 53 contests ... Shared seventh in the OHL and finished second on the team with a +35 rating ... Made his AHL debut on April 5 vs. Oklahoma City, scoring his first career AHL goal (1-0=1) on his first career shot ... Earned points (2-1=3) in three consecutive games from April 7 – 12 ... **PLAYOFFS:** Made his Calder Cup Playoffs debut, recording two points (2-0=2) and 17 SOG in seven postseason games with Texas ... Scored a goal (1-0=1) in his first career AHL postseason game in Game 1 of the Western Conference Quarterfinals at Milwaukee ... Skated in four OHL postseason tilts with Niagara, recording four points (1-3=4) ...

2011-12: Finished the season with 45 total points (24-21=45) in 53 OHL games split between Sarnia and Niagara ... Opened the season with Sarnia, recording 15 points (8-7=15) in 23 contests before being acquired by Niagara ... Registered 30 points (16-14=30) and a +27 rating in 30 games with Niagara ... **PLAYOFFS:** Tallied 11 points (3-8=11) in 20 OHL postseason contests with Niagara as the team fell in the OHL Championship to London ... Notched two points (1-1=2), including the GWG in his OHL postseason debut in Game 1 of the Eastern Conference Quarterfinals against Oshawa ... **2010-11:** Ranked fifth on Sarnia (OHL) with 41 points (21-20=41) in 49 games ... Tied for fourth on the squad with 21 goals ... Registered an OHL career high with 47 penalty minutes ... Scored five PPG and one shorthanded marker ... **2009-10:** Finished the season tied for fifth on Sarnia (OHL) with 29 points (13-16=29) in 65 games ... Ranked third on the club with five PPG ... Finished tied for third with 13 goals.

2011-12: Finished the season with 45 total points (24-21=45) in 53 OHL games split between Sarnia and Niagara ... Opened the season with Sarnia, recording 15 points (8-7=15) in 23 contests before being acquired by Niagara ... Registered 30 points (16-14=30) and a +27 rating in 30 games with Niagara ... **PLAYOFFS:** Tallied 11 points (3-8=11) in 20 OHL postseason contests with Niagara as the team fell in the OHL Championship to London ... Notched two points (1-1=2), including the GWG in his OHL postseason debut in Game 1 of the Eastern Conference Quarterfinals against Oshawa ... **2010-11:** Ranked fifth on Sarnia (OHL) with 41 points (21-20=41) in 49 games ... Tied for fourth on the squad with 21 goals ... Registered an OHL career high with 47 penalty minutes ... Scored five PPG and one shorthanded marker ... **2009-10:** Finished the season tied for fifth on Sarnia (OHL) with 29 points (13-16=29) in 65 games ... Ranked third on the club with five PPG ... Finished tied for third with 13 goals.

INTERNATIONAL CAREER

Skated for Team Canada at the 2013 IIHF World Junior Championship in Russia ... Tallied four points (1-3=4) and a +3 rating in six tournament contests ... Also represented Canada at the 2011 IIHF U18 World Championship in Germany, where he finished tied for second on the team with four goals and shared fifth with seven points (4-3=7) in seven games ... Scored two PPG in the tournament.



TYLER

SEGUIN



#91 | C | SHOOTS RIGHT | 6'1" | 200 LBS | DOB: 1/31/92 | BRAMPTON, ONTARIO

DRAFTED: Selected by Boston in the first round (2nd overall) of the 2010 NHL Draft
ACQUIRED: From Boston along with Rich Peverley and Ryan Button in exchange for Loui Eriksson, Matt Fraser, Reilly Smith and Joe Morrow on July 4, 2013

2017-18 SEASON

Registered 78 points (40-38-78) in 82 regular-season games ... Finished tied for seventh in the NHL and led the Stars with a career-high 40 goals ... Shared sixth in the League and paced Dallas with a career-best 14 power play goals ... Ranked second in the NHL and first on the Stars with a career-high 335 shots on goal ... Finished sixth among League forwards and ranked third among all club skaters with a career-best 20:55 average time on ice per game ... Ranked 11th in the NHL with 790 faceoff wins and 12th with 1,440 faceoffs taken, both career highs ... Ranked second on the Stars with six game-winning goals ... Was one of five Dallas skaters to appear in all 82 games, marking the second time in his career he's appeared in ever regular-season game ... Finished fourth on the squad with a +12 rating ... Was tied for third in the NHL with 26 goals, shared 10th with 50 points (26-24-50) and was tied for 14th with a +19 rating on home ice, pacing Dallas in each category ... Posted 20 multi-point games, good for second on Dallas, while the team earned a 14-3-3 record in those games ... Scored his first goal of the season (1-0-1) and posted a season-high 10 SOG on Oct. 6 against Vegas ... Logged a season-long six-game point streak (4-5-9) from Oct. 14 - 26 ... Recorded a goal, an assist (1-1-2) and his first career fighting major for his first career Gordie Howe hat trick on Oct. 14 against Colorado ... Scored two goals (2-0-2) for his first multi-goal outing of the season on Oct. 19 at Arizona ... Logged a career-best 16 faceoff wins and added a goal (1-0-1) on Oct. 21 against Carolina ... Scored three goals (3-0-3), including his 200th career NHL goal, for his first hat trick of the season, and tied a season-best 10 SOG on Nov. 24 against Calgary ... Logged a career-high 28:50 TOI and added an assist (0-1-1) on Dec. 2 against Chicago ... Notched a season-high four hits and posted an assist (0-1-1) on Jan. 2 against Columbus ... Scored his first career shorthanded goal (1-0-1) on Jan. 4 against New Jersey ... Matched a career-high +4 rating and tallied three points (1-2-3) on Jan. 6 against Edmonton ... Logged a season-long five-game goal streak (6-2-8) from Feb. 1 - 9 ... Matched a season-long six-game point streak (7-4-11) from Feb. 22 - March 5 ... Matched a career-high 16 faceoff wins, posted a season-best 84.2% faceoff win percentage (16-for-19) and scored a goal (1-0-1) on Feb. 27 against Calgary ... Tallied a seven-game home point streak (6-7-13) from Feb. 24 - March 23 ... Earned two assists (0-2-2), including his 500th career NHL point, on March 27 against Philadelphia.

CAREER

2016-17: Recorded 72 points (26-46-72) in 82 games in 2016-17 ... Was named to the 2017 NHL All-Star Game in Los Angeles, his fourth career All-Star Game appearance ... Shared 14th in the NHL with 72 points and 15th with 46 assists, leading the Stars in both categories ... Was tied for first on Dallas with 26 goals ... Was one of two Stars players to play in all 82 games in 2016-17, marking the first time in his career he skated in all 82 games ... Ranked fourth in the NHL with 301 shots on goal ... Posted six-or-more SOG 15 times in 2016-17, good for fourth in the NHL ... Ranked sixth in the NHL and led the Stars with 29 power play points (11-18-29), matching a career high ... Shared 11th in the League and shared second on Dallas with 11 PPGs ... Was tied for first on the Stars with four GWGs ... Led Dallas with 13 road goals in 2016-17 ... Ranked fourth on

CAREER HIGHLIGHTS

GAME HIGHS

G	4, Nov. 14, 2013 at CGY
A	4 (2x), last: Nov. 3, 2016 vs. STL
PTS	5 (2x), last: March 6, 2014 vs. VAN
SOG	12, April 2, 2013 at OTT
PIM	10, April 3, 2014 at CAR
+/-	4 (5x), last: Jan. 6, 2018 vs. EDM

STREAKS

G	5 gms, Feb. 1-9, 2018
A	7 gms, Jan. 23-Feb. 5, 2014
PTS	11 gms, March 6-28, 2014

MILESTONES

1ST GM	Oct. 9, 2010 vs. PHX
1ST G	Oct. 10, 2010 vs. PHX
1ST PT	Oct. 10, 2010 vs. PHX
100TH GM	Dec. 8, 2011 vs. FLA
200TH GM	April 23, 2013 at PHI
300TH GM	Nov. 15, 2014 vs. MIN
400TH GM	Jan. 16, 2016 at SJS
500TH GM	March 24, 2017 vs. SJS
100TH G	Oct. 28, 2014 vs. STL
200TH G	Nov. 24, 2017 vs. CGY
100TH A	March 6, 2014 vs. VAN
200TH A	Nov. 10, 2016 at CGY
100TH PT	Feb. 26, 2013 at NYI
200TH PT	April 5, 2014 at TBL
300TH PT	Nov. 3, 2015 at BOS
400TH PT	Jan. 21, 2017 vs. WSH
500TH PT	March 27, 2018 vs. PHI

ACCOLADES

- 2011 - Stanley Cup (Boston)**
- 2012 - NHL All-Star Game
- 2012 - Spengler Cup (Canada)
- 2015 - NHL All-Star Game
- 2015 - Gold Medal, WC (Canada)
- 2016 - NHL All-Star Game
- 2017 - NHL All-Star Game
- 2018 - NHL All-Star Game

the team with 37 takeaways ... Shared 10th in the NHL and led the Stars with 19 multi-point games ... Registered three points (2-1=3) for his first points and multi-point game of the season on Oct. 15 at Colorado ... Earned his second multi-point game in 2016-17 on Oct. 20 vs. Los Angeles ... Matched a career-high and posted a season-best four assists (0-4=4) on Nov. 3 vs. St. Louis ... Recorded a five-game point streak (2-6=8) from Nov. 6 - 13 ... Notched his 200th career NHL assist (0-1=1) on Nov. 10 at Calgary ... Posted two points (1-1=2) for his 100th career multi-point game on Dec. 8 vs. Nashville ... Registered three points (2-1=3) and a +2 rating on Dec. 29 vs. Colorado ... Dented the net (1-0=1) for his second GWG of the season on Jan. 26 vs. Buffalo ... Scored a goal (1-0=1) and a season-high nine SOG on Feb. 7 at Toronto ... Scored his only overtime goal of the season (1-0=1) on March 26 at New Jersey ... Skated in his 300th game in a Stars sweater on March 30 at Boston ... **2015-16:** Finished the season with 73 points (33-40=73) in 72 games ... Ranked 14th in the NHL and second on the Stars in points (72), while finishing tied for 10th in the League and tied for second on the team in goals (33) ... Shared 21st in the League and tied for second on Dallas with six GWGs ... Ranked eighth in the NHL and led Dallas with 278 SOG ... Finished tied for third on the squad with seven PPGs ... Tied for seventh in the NHL with 37 points (19-18=37) on the road, while he finished tied for fifth with 19 road goals ... Finished the campaign ranked 16th in the League and paced the Stars with a career-best 55.6 FO% ... Fifth among all NHL skaters with 23 multi-point games, matching a career high ... Ranked tenth in the League with six multi-goal outings ... Was named to the 2016 All-Star Game in Nashville, marking his third career All-Star Game appearance ... Registered four point streaks of five-games-or-more, including two season-long eight-game point streaks ... Notched a season-high four points (2-2=4) on Oct. 17 at Florida ... Named NHL Second Star of the Week posting seven points (3-4=7) in three games played for the week ending Oct. 18 ... Registered points (5-8=13) in a season-long eight straight games from Oct. 24 - Nov. 8 ... Recorded his only hat trick (3-0=3) of the season on Nov. 3 at Boston, marking his sixth hat trick with Dallas and tying him with Mike Modano for most in a Stars sweater - his first goal marked his 300th career point ... Named NHL Second Star of the Week for the week ending Nov. 8 as he recorded seven points (4-3=7) in four games ... Recorded two points (1-1=2), including his first career regular-season overtime GWG, on Nov. 28 at Minnesota ... Matched a season-high with four points (1-3=4) on Dec. 8 vs. Carolina ... Appeared in his 400th career NHL game and added two points (1-1=2) on Jan. 16 at San Jose ... Missed the final 10 games after suffering an Achilles laceration on March 17 against Tampa Bay ... **PLAYOFFS:** Made his only appearance in the 2016 Stanley Cup Playoffs in Game 2 of the Western Conference First Round vs. Minnesota ... Missed the final 11 games of the postseason due to a lower body injury ... **2014-15:** Finished tied for fifth in the NHL with a Stars-best 37 goals, matching a career high ... Ranked seventh in the League and second on the team with 77 points (37-40=77) in 71 games ... Shared sixth in the NHL with a career-high 13 PPG, while he was tied for 10th with 29 power play points (13-16=29) ... Shared 18th in the NHL with a career-high 19:33 TOI/G, while pacing League forwards in power play TOI/G (3:51) ... Was named to the 2015 NHL All-Star Game in Columbus ... Recorded a career-high 23 multi-point games, which was tied for fourth in the League ... Scored multiple goals a career-best eight times, which was tied for the second-most in the NHL ... Recorded six-plus SOG in a game 17 times, including six games in which he tallied nine-or-more ... Recorded a season-long seven-game point streak (7-8=15) from Oct. 14 - 28 ... Scored three goals (3-0=3) for his first hat trick of the season on Oct. 14 at Columbus ... Registered a career-high four assists (0-4=4) on Oct. 18 vs. Philadelphia ... Scored his 100th career goal and added an assist (1-1=2) on Oct. 28 vs. St. Louis ... Earned his second hat trick of the season on Nov. 8 against San Jose ... Skated in his 300th career NHL contest on Nov. 15 against Minnesota ... Logged a career-high 25:26 TOI, recorded three points (2-1=3) and converted on his shootout attempt on Dec. 21 at Edmonton ... Posted a season-high 10 SOG and scored a goal (1-0=1) on Feb. 7 at Buffalo ... Missed 10 games with a knee injury from Feb. 14 - March 5 ... **2013-14:** Finished fourth in voting for the Lady Byng Memorial Trophy (most gentlemanly player) and sixth in voting for the Hart Memorial Trophy (MVP) ... Ranked fourth in the NHL and led the Stars with a career-high 84 points (37-47=84) in 80 regular-season games ... Finished tied for fifth in the League in goals (37) and tied for 11th in assists (47), pacing Dallas in both categories ... Shared seventh in the NHL with a team-best eight GWG ... Finished tied for eighth with 11 PPG and 14th with 25 power play points (11-14=25) ... Paced all Dallas forwards with 19:20 TOI/G ... Shared first in the NHL with three hat tricks ... Registered 21 multi-point games, including seven games with three-or-more points ... Registered a six-game point streak (4-6=10) from Oct. 5 - 19 ... Recorded four points (2-2=4) on Oct. 11 at Winnipeg ... Registered single-game career-highs in goals (4) and points (5) on Nov. 14 at Calgary ... Earned his second hat trick of the season and finished with four points (3-1=4) and matched a career-high +4 rating on Dec. 7 vs. Philadelphia ... Logged a seven-game point streak (3-8=11) from Jan. 23 - Feb. 5 ... Posted his second five-point outing of the season (3-2=5), including his 100th career assist, on March 6 vs. Vancouver ... Earned a career-long 11-game point streak (7-11=18) from March 3 - 28 ... Earned two points (1-1=2), including his 200th career NHL point, on April 5 at Tampa Bay ... Registered points in 17 of the final 20 games of the 2013-14 regular season (12-14=26), including five PPG and four GWG ... **PLAYOFFS:** Recorded three points (1-2=3) in six games

in the Stanley Cup Playoffs with Dallas ... Ranked third amongst Stars forwards and fifth amongst all club skaters with 19:57 TOI/G ... Scored his lone goal of the postseason (1-0=1) in Game 1 of the Western Conference First Round at Anaheim ... Notched an assist (0-1=1) in Game 3 of the WCFR against Anaheim ... **2012-13:** Shared third on Boston with 32 points (16-16=32) in 48 regular-season contests during the shortened season ... Finished the season tied for first on the Bruins with four PPG ... Shared 10th in the League and led Boston with 161 SOG ... Ranked second on the club with 16 goals ... Finished tied for seventh in the NHL and shared second on Boston with a +23 rating ... Logged a five-game point streak (1-5=6) from Feb. 15 - 26 ... Notched two assists (0-2=2), including the 100th point of his career, on Feb. 26 at NY Islanders ... Posted season-highs in goals (2) and points (3) on March 6 vs. Toronto ... Matched a season high with three points (1-2=3) on March 27 vs. Montreal ... Scored a goal (1-0=1) and posted a career-best 12 SOG on April 2 vs. Ottawa ... Appeared in his 200th career NHL contest on April 23 at Philadelphia ... Skated with EHC Biel of the Swiss National League (NLA) during the work stoppage ... Posted 40 points (25-15=40) in 29 games with Biel ... Finished tied for second in the NLA and led Biel with 25 goals, while his 40 points were tied for 14th in the League and shared second on Biel, despite playing in just 29 games during the regular season ... **PLAYOFFS:** Registered eight points (1-7=8) in 22 postseason contests with Boston as the club advanced to the Stanley Cup Final, losing to Chicago four-games-to-two ... Finished tied for fourth in the NHL and ranked second on Boston with 70 SOG during the Stanley Cup Playoffs ... Established a new postseason career high with eight SOG in Game 2 of the Eastern Conference Quarterfinals against Toronto ... Notched two points (1-1=2) in Game 4 of the Eastern Conference Semifinals against NY Rangers ... Four (0-4=4) of his seven points in the postseason came in the Stanley Cup Final against Chicago ... Logged a postseason career-high with 29:18 TOI and registered one assist (0-1=1) and eight SOG in Game 1 of the SCF against Chicago ... **2011-12:** Paced Boston with 29 goals, while finishing second on the team with 67 points (29-38=67) in 81 regular-season games ... Ranked second in the NHL and second on the team with a career-high +34 rating ... Shared 11th in the League and led the Bruins with seven GWG ... Was tied for fourth on the team with five PPG ... Ranked first on the team with 242 SOG ... Recorded his first career multi-assist game (0-2=2) on Oct. 8 against Tampa Bay ... Recorded his first career NHL hat trick with three goals (3-0=3), including his first GWG, at Toronto on Nov. 5 ... Notched a season-long six-game point streak (7-3=10) from Oct. 29 - Nov. 12 ... Skated in his 100th career NHL game on Dec. 8 vs. Florida ... Registered two assists (0-2=2) and a season-high +4 rating on Dec. 23 vs. Florida ... **PLAYOFFS:** Registered three points (2-1=3) in seven postseason contests ... Logged 26:04 TOI in Game 2 of the Eastern Conference Quarterfinals against Washington ... Earned two points (1-1=2) and scored the GWG in Game 6 of the ECQF at Washington ... **2010-11:** Recorded 22 points (11-11=22) in 74 regular-season contests with Boston in his debut NHL campaign ... Shared 14th amongst NHL rookies with 11 goals ... Ranked 13th amongst League rookies with 131 SOG ... Made his NHL debut on Oct. 9 vs. Phoenix ... Scored his first NHL goal for his first NHL point (1-0=1) on Oct. 10 at Phoenix ... Tallied his first NHL assist (0-1=1) on Oct. 16 at New Jersey ... Scored his first PPG in the NHL (1-0=1) on Oct. 30 at Ottawa ... Logged season-highs with a +2 rating and 17:22 TOI on Nov. 3 at Buffalo ... Recorded two points (1-1=2) and a season-high six SOG on Jan. 1 at Buffalo for his first career multi-point game in the NHL ... **PLAYOFFS:** Won the Stanley Cup with Boston ... Made his Stanley Cup Playoffs debut, registering 7 points (3-4=7) in 13 postseason contests ... Recorded two points (1-1=2) in his first career Stanley Cup Playoffs contest in Game 1 of the Eastern Conference Final against Tampa Bay ... Tallied a postseason career-high four points (2-2=4) in Game 2 of the ECF against Tampa Bay ... Registered an assist (0-1=1) in Game 3 of the Stanley Cup Final against Vancouver.

INTERNATIONAL CAREER

Was selected to play for Team Canada at the 2016 World Cup of Hockey but could not participate due to an injury suffered during exhibition play ... Won the gold medal with Team Canada at the 2015 IIHF World Championship in the Czech Republic ... Finished first in the tournament with nine goals in 10 contests, five of which came on the power play.

CAREER REGULAR SEASON

CAREER PLAYOFFS

YEAR	TEAM	LEAGUE	GP	G	A	PTS	PIM	+/-	PP	SH	GW	S	GP	G	A	PTS	PIM
2007-08	Toronto	GTHL	51	39	47	86	56	-	-	-	-	-	-	-	-	-	-
2008-09	Plymouth	OHL	61	21	46	67	28	14	8	0	-	-	11	5	11	16	8
2009-10	Plymouth	OHL	63	48	58	106	54	17	13	0	-	-	9	5	5	10	8
2010-11	BOSTON	NHL	74	11	11	22	18	-4	1	0	0	131	13	3	4	7	2
2011-12	BOSTON	NHL	81	29	38	67	30	34	5	0	7	242	7	2	1	3	0
2012-13	BOSTON	NHL	48	16	16	32	16	23	4	0	2	161	22	1	7	8	4
	EHC Biel-Bienne	NLA	29	25	15	40	24	-	-	-	-	-	-	-	-	-	-
2013-14	DALLAS	NHL	80	37	47	84	18	16	11	0	8	294	6	1	2	3	0
2014-15	DALLAS	NHL	71	37	40	77	20	-1	13	0	5	280	-	-	-	-	-
	Canada	WC	10	9	0	9	2	9	5	0	1	36	-	-	-	-	-
2015-16	DALLAS	NHL	72	33	40	73	16	2	7	0	6	278	1	0	0	0	0
2016-17	DALLAS	NHL	82	26	46	72	22	-15	11	0	4	301	-	-	-	-	-
2017-18	DALLAS	NHL	82	40	38	78	43	12	14	1	6	335	-	-	-	-	-
	DAL TOTAL		387	173	221	384	119	14	56	1	29	1488	7	1	2	3	0
	NHL TOTAL		590	229	276	505	183	67	66	1	38	2022	49	7	14	21	6





DEVIN

SHORE



#17 | C | SHOOTS LEFT | 6'1" | 205 LBS | DOB: 7/19/94 | AJAX, ONTARIO

DRAFTED: Selected by Dallas in the second round (61st overall) of the 2012 NHL Draft

DALLAS STARS HOCKEY CLUB

2017-18 SEASON

Registered 32 points (11-21=32) in 82 regular-season games ... Finished tied for fifth on Dallas with a career-high 21 assists ... Ranked seventh on the Stars with 11 goals and 32 points ... Played in all 82 regular-season games for the second time in his career and was one of five Stars players to appear in all 82 contests in 2017-18 ... Ranked fifth among team forwards with a career-high 15:26 average time on ice per game ... Finished tied for third among Stars forwards and eighth among all club skaters with 57 blocked shots ... Scored two power play goals, one shorthanded goal and one game-winning goal ... Was one of four players on the Stars to score at least one power play, shorthanded and game-winning goal on the season, marking the first time in his career he's done so ... Recorded just 14 penalty minutes, tied for the third-fewest on the Stars ... Logged a career-best 123 shots on goal ... Earned points (0-2=2) in back-to-back games to start the season from Oct. 6 - 7 ... Registered two assists (0-2=2) for his first multi-point game of the campaign on Oct. 14 against Colorado ... Logged a career-high 20:54 of ice time and tallied one assist (0-1=1) on Oct. 26 at Edmonton ... Skated in his 100th career NHL game on Nov. 6 against Winnipeg ... Earned two points (1-1=2) and a season-high +2 plus/minus rating on Nov. 21 against Montreal ... Posted a season-high five shots and added an assist (0-1=1) on Nov. 24 against Calgary ... Notched two points (1-1=2), including his first career SHG, on Dec. 3 at Colorado ... Registered two points (1-1=2), including his first PPG of the campaign, on Jan. 23 against Florida ... Recorded two points (1-1=2) and matched a season-high five SOG on Feb. 1 at Arizona ... Scored his first career GWG (1-0=1) on Feb. 27 against Calgary ... Tallied an assist (0-1=1) and a career-high four hits on March 25 against Vancouver.

CAREER

2016-17: Shared sixth on Dallas with 33 points (13-20=33) in 82 games in his first full season in the NHL ... Was one of two Stars players to appear in all 82 games this season, joining forward Tyler Seguin ... Finished tied for sixth on the team with 13 goals, while he ranked sixth with 20 assists ... Among League rookies, ranked 14th in assists (20), was tied for 14th in points (33) and shared 16th in goals (13) ... Scored the first goal of the game six times in 2016-17, ranking second among League rookies and pacing all Stars skaters ... Scored nine of his 14 goals on the road, good for third on Dallas and tied for 10th among NHL rookies ... Shared fourth on the team with 17 points (9-8=17) in 41 road contests ... Paced club forwards and ranked seventh on the team with 71 blocked shots ... Recorded six multi-point games on the season ... Tallied an assist (0-1=1) for his first career NHL point on Oct. 13 vs. Anaheim ... Registered two points (1-1=2) for his first career NHL goal and multi-point game on Oct. 15 at Colorado ... Earned a career-best two assists (0-2=2) on Oct. 25 vs. Winnipeg ... Scored two goals (2-0=2) for his first career multi-goal game on Dec. 10 vs. Philadelphia ... Dented the net (1-0=1) on Dec. 11 at Chicago, marking the first time in his career he's scored goals in back-to-back games ... Earned two points (1-1=2) and a career-best +3 rating on Jan. 9 at Los Angeles ... Logged a career-high 18:35 of ice time on March 17 at Calgary ... Led the Stars with a career-high six SOG on April 6 vs. Nashville ... **2015-16:** Split the season between Dallas and the Texas Stars of the American Hockey League (AHL) ... Appeared in three NHL contests, recording one shot on goal and a +2 rating ... Also recorded 26 points (15-11=26) in 23 regular-season AHL games with Texas ... Shared seventh on the team and ranked second among club rookies with 15 goals ... Tied for fifth on the team and eighth among all AHL rookies with three GWGs ... Shared sixth on the squad with four PPGs ... Recorded at least one point in 18 of the 23 AHL games he played in ... Made his NHL debut on Nov. 3 at Boston, posting one hit in 11:08 of ice time ... Was named the AHL's Player of the Month for October after posting 11 points (8-3=11) over eight games ... Opened the season with Texas (AHL), recording a four-game point streak (6-1=7) from Oct. 10 - 18 ... Tallied a hat trick (3-0=3) on Oct. 17 at Rockford

CAREER HIGHLIGHTS

GAME HIGHS

G	2, Dec. 10, 2016 at PHI
A	2 (2x), last: Oct. 14, 2017 vs. COL
PTS	2, (11x), last: Feb. 1, 2018 at ARI
SOG	6, April 6, 2017 vs. NSH
PIM	4, Nov. 5, 2016 vs. CHI
+/-	3, Jan. 9, 2017 at LAK

STREAKS

G 2 gms (3x), last: Dec. 31, 2017-Jan. 2, 2018
A 2 gms (9x), last: March 13-14, 2018
PTS 2 gms (14x), last: March 13-14, 2018

MILESTONES


1ST GM	Nov. 3, 2015 at BOS
100TH GM	Nov. 6, 2017 vs. WPG
1ST G	Oct. 15, 2016 at COL
1ST PT	Oct. 13, 2016 vs. ANA

CAREER REGULAR SEASON

CAREER PLAYOFFS

YEAR	TEAM	LEAGUE	GP	G	A	PTS	PIM	+/-	PP	SH	GW	S	GP	G	A	PTS	PIM
2012-13	Univ. of Maine	H-East	38	6	20	26	10	-	2	1	0	69	-	-	-	-	-
2013-14	Univ. of Maine	H-East	35	14	29	43	38	-	3	3	2	-	-	-	-	-	-
2014-15	Texas	AHL	19	4	2	6	4	-3	0	0	2	33	3	1	0	1	0
	Univ. of Maine	H-East	39	14	21	35	20	-10	2	0	6	131	-	-	-	-	-
2015-16	DALLAS	NHL	3	0	0	0	0	2	0	0	0	1	-	-	-	-	-
	Texas	AHL	23	15	11	26	8	3	4	1	3	54	-	-	-	-	-
2016-17	DALLAS	NHL	82	13	20	33	14	-4	1	0	0	115	-	-	-	-	-
2017-18	DALLAS	NHL	82	11	21	32	14	-30	2	1	1	123	-	-	-	-	-
DAL/NHL TOTAL			167	24	41	65	28	-32	3	1	1	239	-	-	-	-	-

for the first hat trick of his professional career ... Logged a 10-game point streak (7-8=15) from Nov. 17 – Dec. 8 ... Tallied a season-high four points (1-3=4) on Nov. 21 vs. Ontario ... Suffered a season-ending shoulder injury on Dec. 11 vs. Charlotte ... **2014-15:** Split the season between Texas (AHL) and the University of Maine (H-East) ... Saw his first action at the professional level, recording six points (4-2=6) in 19 regular-season AHL contests with Texas ... Began the season at the University of Maine (H-East), posting 35 points (14-21=35) in 39 games during his junior campaign ... Served as team captain ... Named to the Hockey East Second Team ... Led Maine in goals (14) and points (35), while he shared first in assists (21) ... Also paced the team with three GWGs ... Finished tied for ninth among all Hockey East skaters with 24 points (12-12=24) in 25 games against the conference ... Also shared eighth among Hockey East players with 12 goals against the conference ... Recorded a four-game point streak (3-2=5) from Oct. 25 – Nov. 7 ... Tallied three assists (0-3=3) for his second multi-point game of the season on Dec. 12 vs. New Hampshire ... Posted his third four-game point streak (4-4=8) of the season from Jan. 18 – 30 ... Notched a season-high four points (2-2=4) on Jan. 23 vs. New Hampshire ... Matched a season best with four points (2-2=4) on Feb. 21 vs. Northeastern ... Registered one goal (1-0=1) in three Hockey East Tournament contests ... **2013-14:** Recorded 43 points (14-29=43) in 35 games with Maine (H-East) in his sophomore season ... Served as an alternate captain ... Named a Second Team All-American, as well as to the Hockey East First Team ... Also named the Harold Alfond Team Most Valuable Player ... Shared 15th in the NCAA and paced Maine with 43 points ... Tied for 13th among all NCAA skaters and led the team with 29 assists, while he also led the team with 14 goals ... Tied for fourth in the NCAA with three shorthanded goals ... Notched two assists (0-2=2) for his first points of the season on Oct. 25 vs. Massachusetts ... Logged a season-long 11-game point streak (10-11=21) from Nov. 23 – Jan. 11 ... Registered a season-best five points (1-4=5) on Dec. 13 vs. American International ... Earned four points (1-3=4) on Jan. 25 vs. New Hampshire ... Posted a five-game point streak (1-7=8) from Feb. 8 – 22 ... Recorded two points (0-2=2) in two games in the Hockey East Tournament ... **2012-13:** Recorded 26 points (6-20=26) in 38 games with Maine during his freshman season ... Led all Maine skaters in assists (20) and points (26), while he shared fifth on the team in goals (6) ... Also scored two PPGs ... Made his collegiate debut on Oct. 6 vs. Quinnipiac ... Notched two points (1-1=2) for the first goal, point and multi-point game of his NCAA career on Oct. 7 vs. New Brunswick ... Logged a three-game point streak (1-2=3) from Nov. 9 – 16 ... Recorded back-to-back multi-point games (1-4=5) from Feb. 15 – 16 ... Earned a season-high three points (1-2=3), including his second PPG of the season, on Feb. 16 vs. Boston University.



GEMEL

SMITH



#46 | C | SHOOTS LEFT | 5'11" | 195 LBS | DOB: 4/16/94 | TORONTO, ONTARIO

DRAFTED: Selected by Dallas in the fourth round (104th overall) of the 2012 NHL Draft

2017-18 SEASON

Recorded 11 points (6-5=11) in 46 regular-season games ... Posted 42 shots on goal and ranked third on the Stars with a 14.3 shooting percentage ... Logged a +5 rating ... Registered 17 penalty minutes ... Also posted 33 hits and 12 takeaways ... Was an even-or-plus skater in 40 of his 46 games ... Made his season debut on Oct. 6 against Vegas and posted a season-high three shots ... Logged his first fighting major of the season on Nov. 2 at Winnipeg ... Registered a career-high two assists (0-2=2), marking his first points of the campaign, and matched a career best with a +2 rating on Nov. 4 against Buffalo ... Scored his first goal of the season (1-0=1) on Nov. 10 against the New York Islanders ... Logged a season-high six faceoff wins and went 60.0% at the faceoff circle (6-for-10) on Nov. 21 against Montreal ... Tied his career long with a three-game point streak (1-2=3) from Nov. 24 - 30 ... Tallied an assist (0-1=1) and matched a season-high with three SOG ... Scored goals in back-to-back games (2-0=2) from Dec. 16 - 19 ... Scored a goal (1-0=1) and matched a season-high two blocked shots on Dec. 16 at Philadelphia ... Scored a goal (1-0=1) and added a +1 rating on Feb. 18 at San Jose ... Notched a career-high four hits on March 16 at Ottawa ... Scored a goal (1-0=1) and logged a season-high 13:49 of ice time on April 3 at San Jose.

CAREER

2016-17: Split the season between Dallas and Texas of the American Hockey League (AHL) ... Recorded six points (3-3=6) in 17 regular-season games with Dallas in his first NHL action ... All three of his goals, and four (3-1=4) of his six points, came on the road ... Spent the majority of the season with Texas in the AHL ... Finished fourth on Texas with 33 points (12-21=33) in 53 AHL games in 2016-17 ... Shared fourth on the team with 21 assists ... Was tied for sixth with 12 goals and three power play goals on the season ... Shared eighth in the AHL and led Texas with three shorthanded goals ... Made his NHL debut on Oct. 22 vs. Columbus ... Tallied an assist (0-1=1) for his first career NHL point on Nov. 5 vs. Chicago ... Scored two goals (2-0=2) for his first career goal and multi-goal game in the NHL and added a career-best six SOG on Nov. 6 at Chicago ... Recorded points in a career-high three consecutive games (1-2=3) from April 2 - 6 ... Made his AHL season debut on Oct. 14 vs. Charlotte ... Notched two points (1-1=2) at San Antonio on Dec. 22 ... Registered a four-game point streak (1-3=4) from Jan. 14 - 20 ... Scored a hat trick (3-0=3) on March 8 vs. Grand Rapids ... Recorded three assists (0-3=3) and posted five SOG on March 25 vs. Stockton ...

2015-16: Appeared in 65 regular-season contests with Texas (AHL) and registered 26 points (13-13=26) with 24 PIM ... Recorded points in a season-long four-straight contests (1-3=4) from Jan. 14 - 20 ... Notched two assists (0-2=2) and a +2 rating on Jan. 11 at Ontario ... Tied his season-high with points in four consecutive games (1-5=6) from Feb. 4 - 17 ... Tallied two assists (0-2=2) on Feb. 10 vs. Tucson ... Registered two points (1-1=2) on Feb. 11 vs. Tucson ... Recorded a hat trick (3-0=3) on March 8 vs. Grand Rapids ... Tallied three assists (0-3=3) on March 25 vs. Stockton ... Record two points (1-1=2) on April 12 vs. San Antonio ...

PLAYOFFS: Made his debut in the Calder Cup Playoffs, appearing in three games and recording two PIM ...

2014-15: Posted 27 points (10-17=27) in 68 regular-season contests with Texas ... Finished third on the club in plus/minus (+9) and was tied for eighth on the club in goals (10) ... Recorded his first career AHL point (0-1=1) in his AHL debut on Oct. 17 at Oklahoma City ... Registered points in three-straight games (0-3=3) from Nov. 15 - 21 ... Recorded a season-high four SOG and one assist (0-0=1) on Nov. 21 vs. San Antonio ... Potted his first career AHL goal (1-0=1) on Dec. 26 at San Antonio ... Posted two goals (2-0=2) on Dec. 28 vs. San Antonio for his first career AHL multi-point game ... Added back-to-back multi-point games from Feb. 10 - 13, potting two goals (2-0=2) on Feb. 10 vs. San Antonio and tallying two assists (0-2=2) on Feb. 13 at Iowa ... Tied his season-high with four SOG and recorded on assist (0-1=1) on Feb. 20 at Rochester ...

2013-14: Split the season between the Owen Sound Attack and London Knights of the Ontario Hockey League (OHL) ... In 40 games with Owen Sound, he recorded 48

CAREER HIGHLIGHTS

GAME HIGHS

G	2, Nov. 6, 2016 at CHI
A	2, Nov. 4, 2017 vs. BUF
PTS	2, (2x), last: Nov. 4, 2017 vs. BUF
SOG	6, Nov. 6, 2016 at CHI
PIM	5, Nov. 8, 2016 at Winnipeg
+/-	(2x), last: Nov. 4, 2017 vs. BUF

STREAKS

G	2 gms, Dec. 16-19, 2017
A	2 gms (2x), last: Nov. 28-30, 2017
PTS	3 gms (2x), last: Nov. 24-30, 2017

MILESTONES


1ST GM	Oct. 22, 2016 vs. CBJ
1ST G	Nov. 6, 2016 at CHI
1ST PT	Nov. 5, 2016 vs CHI

CAREER REGULAR SEASON

CAREER PLAYOFFS

YEAR	TEAM	LEAGUE	GP	G	A	PTS	PIM	+/-	PP	SH	GW	S	GP	G	A	PTS	PIM
2010-11	Owen Sound	OHL	66	8	8	16	14	8	0	0	1	-	21	1	2	3	2
2011-12	Owen Sound	OHL	68	21	39	60	51	9	7	2	2	-	5	1	2	3	10
2012-13	Owen Sound	OHL	61	23	29	52	54	17	10	0	6	-	12	7	3	10	10
2013-14	Owen Sound	OHL	40	26	22	48	37	-4	13	0	3	-	-	-	-	-	-
	London	OHL	29	11	16	27	10	3	10	2	2	0	9	3	9	12	9
2014-15	Texas	AHL	68	10	17	27	38	9	1	0	1	84	-	-	-	-	-
2015-16	Texas	AHL	65	13	13	26	24	-2	2	0	0	115	3	0	0	0	2
2016-17	Idaho	ECHL	4	1	3	4	2	0	0	1	-	8	-	-	-	-	-
	DALLAS	NHL	17	3	3	6	21	-1	0	1	0	19	-	-	-	-	-
2017-18	Texas	AHL	53	12	21	33	44	3	3	3	2	91	-	-	-	-	-
	DALLAS	NHL	46	6	5	11	17	5	0	0	0	42	-	-	-	-	-
DAL/NHL TOTAL			63	9	8	17	38	4	0	1	0	61	-	-	-	-	-

points (26-22=48) with 37 PIM ... In 29 games with London, he posted 27 points (11-16=27) with 10 PIM ... Made his debut with London on Jan. 10 at Guelph ... Opened the season with a seven-game point streak (10-4=14) from Sept. 20 – Oct. 5 ... Potted a hat trick (3-0=3) in his first game of the season on Sept. 20 at Mississauga ... Tallied a career-best five points (4-1=5) on Sept. 28 ... Registered four points (2-2=4) on Dec. 28 vs. Niagara ... Posted a nine-game point streak (4-9=13) from Jan. 19 – Feb. 9 ... Registered four points (2-2=4) on March 7 at Kitchener ... **PLAYOFFS:** Skated in nine postseason contests with London and recorded 12 points (3-9=12) and one game-winning goal ... Tallied points in seven of his nine postseason contests ... Logged a five-game point streak (2-7=9) from Game 1 – 5 of the OHL First Round vs. Windsor ... **2012-13:** Recorded 52 points (23-29=52) and 10 PPGs in 61 regular-season games with Owen Sound ... Finished third on the team in points (52) and goals (23), while ranking second in PPGs (11) ... Posted three points (1-2=3) on Sept. 20 at Windsor ... Tallied points in 11 consecutive games (8-11=19) ... Registered four points (2-2=4) on Nov. 2 vs. Erie ... Contributed two helpers (0-2=2) on Dec. 2 vs. Saginaw ... Posted three assists (0-3=3) on March 14 vs. Windsor ... **PLAYOFFS:** Appeared in 12 OHL playoff games with Owen Sound, recording seven goals and 10 points (7-3=10) ... Led the club in postseason goals (7) and finished tied for second on the team in points (10) ... Tallied a playoff-high four points (2-2=4) in Game 5 of the OHL First Round vs. Sault Ste. Marie ... **2011-12:** Registered 60 points (21-39=60) in 68 regular-season contests with Owen Sound ... Finished third on the club in points (60) and assists (39) and fourth in goals (21) ... Recorded three points (1-2=3) on Oct. 7 at Erie ... Tallied a season-high four points (1-3=4) on Oct. 22 vs. Sault Ste. Marie ... Potted a hat trick (3-0=3) on Nov. 12 vs. Mississauga ... Registered three assists (0-3=3) on Jan. 14 vs. Erie ... Posted three assists (0-3=3) on Feb. 25 vs. Kitchener ... Tallied three assists (0-3=3) on March 9 at Saginaw ... **PLAYOFFS:** Skated in five postseason games, recording three points (1-2=3) and 10 PIM ... **2010-11:** Appeared in 66 regular-season games in his first season in the OHL, posting 16 points (8-8=16) ... Registered an assist (0-1=1) in his first career OHL contest on Sept. 24 at Guelph ... Recorded his first OHL point streak from Oct. 16 – 20 (1-1=2) ... Potted his first career OHL goal (1-0=1) on Oct. 16 vs. Barrie ... Scored goals in back-to-back games (2-0=2) from Nov. 27-28, marking the first time in his OHL career he scored in consecutive games ... Registered his first career multi-point game (1-1=2) on Feb. 25 at London ... **PLAYOFFS:** Appeared in 21 postseason games in his debut OHL postseason, adding three points (1-2=3) and helping the Attack win the franchise's first OHL Championship ... Made his OHL playoff debut in Game 1 of the OHL First Round vs. London ... Recorded a three-game point streak (1-2=3) from Games 3 – 5 of the First Round ... Tallied his first postseason assist (0-1=1) in Game 3 ... Potted his first postseason goal (1-0=1) in Game 5.



JASON SPEZZA



#90 | C | SHOOTS RIGHT | 6'3" | 215 LBS | DOB: 6/13/83 | TORONTO, ONTARIO

DRAFTED: Selected by Ottawa in the first round (2nd overall) of the 2001 NHL Draft

ACQUIRED: Via trade from Ottawa along with Ludwig Karlsson on July 1, 2014 in exchange for Alex Chiasson, Nick Paul, Alex Guptill and a second-round selection in the 2015 NHL Draft

2017-18 SEASON

Registered 26 points (8-18=26) in 78 regular-season contests ... Ranked eighth on the Stars with 18 assists ... Finished tied for eighth on the team with eight goals ... Shared fourth on the club with four power play goals ... Was tied for fifth on Dallas with three game-winning goals ... Ranked fifth on the Stars with 138 shots on goal ... Posted a 55.8% faceoff win percentage, going 417-for-747 at the faceoff circle ... Scored five of his eight goals on home ice, while pacing the club with a 61.4% FOW (216-for-353) ... Was tied for sixth on the team with 10 road assists in 2017-18 ... Recorded an assist (0-1=1) for his first point of the season on Oct. 7 at St. Louis ... Logged a season-long three-game point streak (0-3=3) from Oct. 7 - 12 ... Tallied an assist (0-1=1) and a season-high 13 faceoff wins on Oct. 10 against Detroit ... Logged a season-high seven shots on Oct. 17 against Arizona ... Scored a PPG (1-0=1) for his first goal of the campaign on Nov. 10 against the NY Islanders ... Scored goals in back-to-back games (2-0=2) from Nov. 18 - 21 ... Scored his first GWG (1-0=1) of the season and posted a season-high +2 rating on Nov. 21 against Montreal ... Logged a season-high 17:28 of ice time and tallied the game-deciding goal in the shootout on Dec. 11 at the NY Rangers ... Notched an assist (0-1=1) and tied a season-high +2 rating on Dec. 13 at the NY Islanders ... Matched a season-long three-game point streak (0-3=3) from Dec. 19 - 23 ... Scored a career-high two PPG (2-0=2), marking his first multi-goal and multi-point game of the season, on Jan. 16 at Detroit ... Registered two assists (0-2=2) on Jan. 20 at Buffalo ... Tied a season-long three-game point streak (0-3=3) from Feb. 1 - 5 ... Dented the net (1-0=1) for his eighth goal of the season on March 31 against Minnesota.

CAREER

2016-17: Recorded 50 points (15-35=50) in 68 regular-season games with Dallas ... Finished the season third on the Stars with 50 points, marking the fourth consecutive season, and 12th time in his career, he's eclipsed the 50-point mark ... Ranked fourth on the team with 35 assists and shared fifth with 15 goals ... Was tied for the team lead with four GWGs ... Ranked third on the Stars with 33 points (9-24=33) on home ice ... Registered 11 multi-point games in 2016-17 ... Scored the GWG (1-0=1) for his first point of the season on Oct. 18 at Nashville ... Recorded two points (1-1=2) for his first multi-point game of the season on Oct. 20 vs. Los Angeles ... Posted a season-high three points (1-2=3), including his second GWG of the season, on Dec. 8 vs. Nashville ... Recorded a four-game point streak (2-5=7) from Dec. 20 - 29 ... Notched two points (1-1=2) including a shorthanded goal, on Dec. 27 at Arizona ... Registered two assists (0-2=2) and a season-high +3 rating on Dec. 29 vs. Colorado ... Logged a season-long five-game point streak (4-3=7) from Feb. 28 - March 8 ... Notched two points (1-1=2) and a season-high seven SOG on March 8 vs. Ottawa ... Skated in his 900th career NHL game on March 14 at Edmonton ... Posted a season-high three assists (0-3=3) and matched a season-best +3 rating on March 24 vs. San Jose ...
2015-16: Earned 63 points (33-30=63) in 75 regular-season games ...

CAREER HIGHLIGHTS

GAME HIGHS

G	3 (7x), last: April 9, 2016 vs. NSH
A	4 (2x), last: Oct. 26, 2006 vs. TOR
PTS	6, Feb. 9, 2008 vs. MTL
SOG	9, Dec. 14, 2013 vs. LAK
PIM	35, March 5, 2004 at PHI

STREAKS

G	6 gms, March 1-12, 2016
A	9 gms, Nov. 19 - Dec. 5, 2007
PTS	15 gms, Feb. 8 - March 15, 2007

MILESTONES

1ST GM	Oct. 24, 2002 at BOS
1ST G	Oct. 29, 2002 at PHI
1ST PT	Oct. 24, 2002 at BOS
100TH GM	March 8, 2004 at WSH
200TH GM	Nov. 20, 2006 vs. MIN
300TH GM	Feb. 19, 2008 vs. PHI
400TH GM	April 4, 2009 vs. PHI
500TH GM	Feb. 12, 2011 at EDM
600TH GM	March 23, 2012 at MTL
700TH GM	Nov. 8, 2014 vs. SJS
800TH GM	Dec. 17, 2017 vs. CGY
900TH GM	March 14, 2017 at EDM
100TH G	Jan. 24, 2008 at TBL
200TH G	Nov. 27, 2011 vs. CAR
300TH G	April 9, 2016 vs. NSH
100TH A	March 18, 2006 vs. BUF
200TH A	Dec. 15, 2007 vs. ATL
300TH A	April 1, 2010 vs. CAR
400TH A	Nov. 5, 2013 at CBJ
500TH A	Jan. 5, 2016 at NYR
100TH PT	Nov. 5, 2005 vs. NYI
200TH PT	Dec. 5, 2006 at NYI
300TH PT	Dec. 27, 2007 vs. NYI
400TH PT	March 11, 2009 at TBL
500TH PT	Feb. 15, 2011 vs. NYI
600TH PT	Feb. 25, 2012 vs. BOS
700TH PT	Nov. 8, 2014 vs. SJS
800TH PT	March 11, 2016 vs. CHI

ACCOLADES

- 2000, 2001 - Bronze Medal, WJC (Canada)
- 2002 - Silver Medal, WJC (Canada)
- 2008, 2009 - Silver Medal, WC (Canada)
- 2012 - NHL All-Star Game
- 2012 - Spengler Cup (Canada)
- 2015 - Gold Medal, WC (Canada)

Shared tenth in the NHL and tied for second on the Stars with 33 goals, marking his fifth career 30+ goal season ... Finished a season with more goals than assists for the first time in his 13-year career ... Ranked third on the squad with 63 points ... Ranked second on the team with nine PPGs ... Set a career-high, led the team and finished tied for 11th in the League with seven GWG ... Scored the first goal of a game nine times which was tied for third-most in the NHL ... Finished second on the team with a 54.8% FO% ... Ranked third on Dallas with 45 takeaways ... Notched three goals (3-0=3) on Oct. 13 against Edmonton for his sixth career hat trick and his first with the Stars ... Posted a four-game point streak (3-1=4) from Nov. 14 – 21, including scoring back-to-back GWGs on Nov. 17 and Nov. 19 ... Skated in his 800th career NHL game on Dec. 17 against Calgary ... Registered a five-game point streak (1-7=8) from Dec. 29 – Jan. 5 ... Posted two assists (0-2=2), including the 500th assist of his NHL career, on Jan. 5 at NY Rangers ... Established a new career-long as he scored goals in six-straight games (7-1=8) from March 1 – 12 ... Registered a goal (1-0=1) on March 6 vs. Ottawa, his former team – with the goal, he has scored at least once on all 30 NHL teams and it marked his 100th career PPG ... Notched two points (1-1=2), including his 800th career NHL point, on March 11 vs. Chicago ... His power play assist (0-1=1) on March 26 at San Jose marked the 300th power play point of his career ... Recorded the seventh hat trick of his career, third career natural hat trick and second hat trick of the season (3-0=3), on April 9 vs. Nashville – the second goal of that hat trick was the 300th of his career ... **PLAYOFFS:** Shared first on the team with five goals and ranked second with 13 points (5-8=13) in 13 postseason contests ... Tied for second on the team with two GWG ... Recorded three multi-point games ... Matched a postseason career-high with four points (1-3=4) in Game 6 of the Western Conference First Round at Minnesota ... Established a new postseason career-best with a three-game goal streak (3-4=7) from April 20-24... Registered a four-game point streak (1-3=4) from May 3 - 9 ... **2014-15:** Finished second on the team with 45 assists and third with 62 points (17-45=62) ... Was one of two Stars to play in all 82 regular-season games ... Paced the Stars and ranked 17th in the NHL with a 54.0% FO% ... Recorded three point streaks of five games or longer, including a season-long seven-game point streak (3-8=11) from Feb. 7 – 19 ... Made his Dallas Stars debut on Oct. 9 vs. Chicago, earning an assist (0-1=1) for his first point in a Stars sweater ... Earned a season-high four points (1-3=4) on Oct. 18 against Philadelphia ... Skated in his 700th career NHL game on Nov. 8 vs. San Jose, earning an assist (0-1=1) for his 700th career NHL point to become the second player in NHL history to record his 700th point in his 700th game (Ilya Kovalchuk) ... **2013-14:** Registered 66 points (23-43=66) in 75 games with Ottawa... Ranked second on the club in points (66) and assists (43) as well as third in goals (23)... Led the team with nine PPG, sharing 21st amongst all NHL players ... Led the team and finished 19th in the NHL with a 54.0% FO% ... Tied for the team lead with five GWG ... Was appointed the eighth captain in Senators history prior to the start of training camp ... Registered his fifth career hat trick (3-0=3) on Oct. 15 at Phoenix ... Recorded the 400th assist of his NHL career with two assists (0-2=2) on Nov. 5 at Columbus ... Logged the GWG and tallied three points (2-1=3) on April 8 at the New York Islanders ... Became the second player in franchise history to reach 1,800 SOG with the club on April 12 vs. Toronto ... **2012-13:** Recorded five points (2-3=5) in five games with Ottawa before undergoing back surgery that forced him to miss the remainder of the regular season ... Recorded points in each of his five games with the club ... **PLAYOFFS:** Skated in three games and tallied one point (0-1=1), missing the first seven games of the postseason due to injury ... Notched his sole point of the postseason (0-1=1) in Game 5 of the Eastern Conference Semifinals at Pittsburgh ... **2011-12:** Appeared in 80 games for Ottawa, registering 84 points (34-50=84) ... Ranked fourth in the NHL and paced Ottawa in points (84), while sharing ninth in the League in assists (50) and 15th in goals (34), finishing tied for second on the team in both categories ... Matched a career-high 34 goals for the third time in his career and for the first time since the 2007-08 campaign ... Ranked first in the NHL with 1,700 faceoffs ... Led the Senators and ranked 24th in the NHL with a 53.5% FO% ... Named to the 2012 NHL All-Star Game in Ottawa, registering two points (1-1=2) for Team Alfredsson ... Named the NHL's First Star of the Week for the week ending Dec. 19, and the NHL's Third Star of the Week for the week ending Feb. 20 ... Tallied the 200th goal (1-0=1) of his NHL career on Nov. 27 vs. Carolina ... Registered his fourth career hat trick (3-1=4) on Feb. 14 at Tampa Bay ... Posted three assists (0-3=3), including his 600th career NHL point, on Feb. 25 vs. Boston, becoming the second player in Senators franchise history to have recorded 600 points with the team ... Skated in his 600th career NHL contest on March 23 at Montreal ... **PLAYOFFS:** Recorded five points (3-2=5) in seven postseason games ... Tallied two points (2-0=2) and six SOG including the GWG in Game 5 of the Eastern Conference Quarterfinals against NY Rangers ... **2010-11:** Skated in 62 games and posted 57 points (21-36=57) ... Led the team in goals (21), assists (36) and points (57) ... Led the team and ranked 11th in the NHL in FO% (56.3%) ... Closed the season by posting 23 points (9-14=23) in his final 15 games ... Notched a season-high +4 rating with four points (1-3=4) on Nov. 4 vs. NY Islanders ... Appeared in his 500th career game on Feb. 12 at Edmonton, posting two assists (0-2=2) ... Registered his 500th career point (0-1=1) on Feb. 15 vs. NY Islanders ... **2009-10:** Registered 57 points (23-34=57) in 60 games, ranking second on the club in goals (23), assists (34) and points (57) ... Ranked first on the club in PPG (11) ... Finished second on the club in power play points (11-20=31) and

tied for second with five GWG ... Registered his third career hat trick (3-1=4) on March 20 at Dallas, his first on the road and first against a Western Conference opponent ... Posted four points (2-2=4) on March 30 at Washington, including two PPG ... Notched three assists (0-3=3) on April 1 vs. Carolina, tying a season-high +3 rating and tallying his 300th NHL assist ... **PLAYOFFS:** Appeared in six postseason games, tallying seven points (1-6=7) ... Tallied points in each of the first five games of the Eastern Conference Quarterfinals vs. Pittsburgh ... Scored his lone goal (1-0=1) of the playoffs in Game 4 of the ECFQ vs. Pittsburgh ... **2008-09:** Appeared in all 82 regular-season contests for the first time in his NHL career, registering 73 points (32-41=73) ... Ranked second on the team in goals (32), assists (41) and points (73) ... Led the club in power play points (15-16=31) and ranked second in PPG (15) ... Registered his second career hat trick (3-0=3), including the GWG, on Dec. 6 vs. Pittsburgh ... Set the Senators franchise record for the fastest goal to start a game (12 seconds) on March 5 vs. Edmonton (1-0=1) ... Registered a nine-game point streak (4-8=12) from March 5 - 21 ... Recorded his 400th NHL point (0-1=1) on March 11 against Tampa Bay ... Played in his 400th career NHL contest on April 4 vs. Philadelphia, recording two points (1-1=2) ... **2007-08:** Posted a career-high 92 points (34-58=92), leading the club in points and assists (58) ... Finished second with a +26 rating and third with 34 goals, matching a career high ... Opened the season with an eight-game point streak (1-11=12) from Oct. 3 - 18 ... Registered a nine-game point streak (4-12=16) from Nov. 19 - Dec. 5 ... Recorded 25 points (10-15=25) in the month of December, including a 10-game point streak (9-11=20) from Dec. 12 - 29 ... Recorded his 200th NHL assist on Dec. 15 vs. Atlanta, notching two points (0-2=2) ... Tallied his 300th career point with a two-point outing (1-1=2) on Dec. 27 vs. NY Islanders ... Tallied three points (2-1=3), including his 100th career goal, on Jan. 24 at Tampa Bay ... Recorded a career-best six points (3-3=6), including his first career NHL hat trick, on Feb. 9 vs. Montreal ... Skated in his 300th career NHL contest on Feb. 19 vs. Philadelphia ... Notched two PPG (2-0=2), including the GWG, on March 13 at Montreal ... **PLAYOFFS:** Appeared in four postseason games, recording one assist (0-1=1) ... Tallied his lone point (0-1=1) of the postseason in Game 3 of the Eastern Conference Quarterfinals vs. Pittsburgh ... **2006-07:** Skated in 67 games for Ottawa, posting 87 points (34-53=87) ... Ranked second on the team in points (87), goals (34), PPG (13) and power play points (13-20=33), while ranking third in assists (53) ... Reached the 30-goal plateau for the first time in his career ... Set team record for assists in one period (4) and recorded a five-point game (1-4=5) on Oct. 26 vs. Toronto ... Appeared in his 200th career NHL contest on Nov. 20 vs. Minnesota ... Tallied a 10-game point streak (8-7=15) from Nov. 24 - Dec. 12 ... Notched three points (1-2=3), including his 200th career NHL point, on Dec. 5 at NY Islanders ... Recorded a career-best 15-game point streak (9-17=26) from Feb. 8 - March 15 ... **PLAYOFFS:** Appeared in 20 postseason contests and registered 22 points (7-15=22), helping the Senators reach the Stanley Cup Final ... Finished tied for first amongst NHL players in postseason points (22) and assists (15) ... Shared sixth in playoff goal-scoring (7) ... Registered a postseason career-high three assists (0-3=3) in Game 2 of the Eastern Conference Final at Buffalo ... Posted two points (1-1=2) in Game 5 of the ECF against Buffalo, clinching a berth in the Stanley Cup Final ... Recorded two assists (0-2=2) in five Stanley Cup Final games vs. Anaheim ... **2005-06:** Posted 90 points (19-71=90) in 68 games, ranking second in the NHL with a career-high 71 assists and sharing 13th with 90 points ... His 71 assists set a team record for most assists by an individual player in a single season ... Ranked third on the club in power play points (7-34=41) and shared third in GWG (5) ... Recorded two points (1-1=2) including his first career overtime goal on Oct. 27 vs. Montreal ... Picked up his 100th career NHL point (0-2=2) on Nov. 5 vs. NY Islanders ... Notched his 100th career assist (0-1=1) on March 18 vs. Buffalo ... **PLAYOFFS:** Appeared in 10 postseason contests with Ottawa, posting 14 points (5-9=14) ... Recorded a postseason career-high four points (0-4=4) in Game 3 of the Eastern Conference Quarterfinals at Tampa Bay ... Registered two goals (2-0=2) in Game 3 of the Eastern Conference Semifinals at Buffalo ... **2004-05:** Skated in 80 games for Binghamton (AHL) during the work stoppage, registering 117 points (32-85=117) to become the first AHL player to reach the 100-point plateau since the 2000-01 campaign ... Recorded the second-most assists (85) in a single season in AHL history ... Won the Les Cunningham Award as the AHL MVP, leading the League in points during the regular season (117) ... Named to AHL First All-Star Team and was a starter at the AHL All-Star Classic ... **PLAYOFFS:** Tallied four points (1-3=4) in six postseason games for Binghamton ... **2003-04:** Posted 55 points (22-33=55) in 78 games in his first full NHL season ... Recorded a career-high 35 penalty minutes and one assist (0-1=1) on March 5 at Philadelphia, setting a team record for most PIM in a period and a game ... Skated in his 100th career NHL contest on March 8 at Washington ... **PLAYOFFS:** Appeared in three postseason games and recorded one SOG ... **2002-03:** Split time between Ottawa and Binghamton (AHL) ... Skated in 33 games with Ottawa, tallying 21 points (7-14=21) ... Recorded his first career NHL assist (0-1=1) in his first career NHL game on Oct. 24 at Boston ... Potted his first career NHL goal (1-0=1) with a PPG on Oct. 29 at Philadelphia ... Skated in 43 games for Binghamton, recording 54 points (22-32=54) ... **PLAYOFFS:** Appeared in postseason contests with Ottawa and Binghamton (AHL) ... Played three games with Ottawa, recording two points (1=1=2) ... Recorded his first postseason goal and assist (1-1=2) in his NHL Stanley Cup Playoffs debut in Game 5 of the Eastern Conference Final vs. New Jersey ... Skated in two AHL

postseason games with Binghamton, registering three points (1-2=3) ... **2001-02:** Made his professional debut at the end of his OHL season and was assigned by Ottawa to Grand Rapids (AHL) for the 2002 Calder Cup Playoffs ... Appeared in three postseason games with Grand Rapids, posting one goal (1-0=1).

INTERNATIONAL CAREER

Won the gold medal at the 2015 IIHF World Championship in the Czech Republic, registering 14 points (6-8=14) ... Won the 2012 Spengler Cup with Team Canada ... Skated with Team Canada at the 2011 IIHF World Championship, tallying seven points (4-3=7) ... Won the silver medal at the 2009 IIHF World Championship in Switzerland, recording 11 points (7-4=11) ... Earned a silver medal at the 2008 IIHF World Championship in Canada, tallying three points (1-2=3) in the tournament ... Notched four points (0-4=4) at the 2002 IIHF World Junior Championship in the Czech Republic, earning the silver medal ... Won the bronze medal at the 2001 World Junior Championship in Russia, recording six points (3-3=6) ... Appeared in seven games and recorded two points (0-2=2) for Canada at the 2000 IIHF World Junior Championship in Sweden, capturing the bronze medal.

CAREER REGULAR SEASON

CAREER PLAYOFFS

YEAR	TEAM	LEAGUE	GP	G	A	PTS	PIM	+/-	PP	SH	GW	S	GP	G	A	PTS	PIM
1997-98	Toronto	MTHL	54	53	61	114	42	-	-	-	-	-	-	-	-	-	-
1998-99	Brampton	OHL	67	22	49	71	18	-	-	-	-	-	-	-	-	-	-
1999-00	Mississauga	OHL	52	24	37	61	33	-	-	-	-	-	-	-	-	-	-
	Canada	WJC	7	0	2	2	2	-	-	-	-	-	-	-	-	-	-
2000-01	Mississauga	OHL	15	7	23	30	11	-	-	-	-	-	-	-	-	-	-
	Windsor	OHL	41	36	50	86	32	-	-	-	-	-	-	-	-	-	-
	Canada	WJC	7	3	3	6	2	-	-	-	-	-	-	-	-	-	-
2001-02	Windsor	OHL	27	19	26	45	16	-5	9	3	2	-	9	4	5	9	10
	Belleville	OHL	26	23	37	60	26	17	8	2	2	-	11	5	6	11	18
	Canada	WJC	7	0	4	8	-	-	-	-	-	-	-	-	-	-	-
	Grand Rapids	AHL	-	-	-	-	-	-	-	-	-	-	3	1	0	1	2
2002-03	OTTAWA	NHL	33	7	14	21	8	-3	3	0	0	65	3	1	1	2	0
2002-03	Binghamton	AHL	43	22	32	54	71	-5	5	0	2	124	2	1	2	3	4
2003-04	OTTAWA	NHL	78	22	33	55	71	22	5	0	3	142	3	0	0	0	2
2004-05	Binghamton	AHL	80	32	85	117	50	18	10	3	5	-	6	1	3	4	6
2005-06	OTTAWA	NHL	68	19	71	90	33	23	7	0	5	156	10	5	9	14	2
	Canada	OLY	-	-	-	-	-	-	-	-	-	-	-	-	-	-	-
2006-07	OTTAWA	NHL	67	34	53	87	45	19	13	1	5	162	20	7	15	22	10
2007-08	OTTAWA	NHL	76	34	58	92	66	26	11	0	6	210	4	0	1	1	0
	Canada	WC	9	1	2	3	0	-	-	-	-	-	-	-	-	-	-
2008-09	OTTAWA	NHL	82	32	41	73	79	-14	13	1	3	246	-	-	-	-	-
	Canada	WC	9	7	4	11	2	-	-	-	-	-	-	-	-	-	-
2009-10	OTTAWA	NHL	60	23	34	57	20	0	11	0	5	165	6	1	6	7	4
2010-11	OTTAWA	NHL	62	21	36	57	28	-7	7	0	2	188	-	-	-	-	-
	Canada	WC	7	4	3	7	4	4	1	0	1	-	-	-	-	-	-
2011-12	OTTAWA	NHL	80	34	50	84	36	11	10	0	2	232	7	3	2	5	8
2012-13	OTTAWA	NHL	5	2	3	5	2	3	1	0	0	12	3	0	1	1	0
	Rapperswil-Jona	SWISS	28	9	21	30	12	-	-	-	-	-	-	-	-	-	-
2013-14	OTTAWA	NHL	75	23	43	66	46	-26	9	0	5	223	-	-	-	-	-
2014-15	DALLAS	NHL	82	17	45	62	28	-7	4	0	1	204	-	-	-	-	-
	Canada	WC	10	6	8	14	2	7	-	-	-	-	-	-	-	-	-
2015-16	DALLAS	NHL	75	33	30	63	22	4	9	0	7	202	13	5	8	13	2
2016-17	DALLAS	NHL	68	15	35	50	29	-18	2	1	4	149	-	-	-	-	-
2017-18	DALLAS	NHL	78	8	18	26	12	-12	4	0	3	138	-	-	-	-	-
DAL TOTAL			303	73	128	201	91	-33	19	1	15	693	13	5	8	13	2
NHL TOTAL			989	324	564	888	525	21	109	3	51	2494	69	22	43	65	28

TEXAS STARS

H-E-B CENTAR AT CEDAR PARK

2100 Avenue of the Stars

Cedar Park, TX 78613

Phone: 512.467.8277

Fax: 512.600.5020

www.texasstarshockey.com



President/Alternate GovernorBrad Alberts
 General ManagerScott White
 Head CoachDerek Laxdal
 Assistant CoachBob Jones
 Video CoachMatt Rodell
 Equipment ManagerBrian Garcia
 Assistant Equipment ManagerJulio Romero
 Athletic TrainerShay McGlynn
 Director of Broadcasting/Media RelationsBrian Tosti

OCTOBER						
MON	TUE	WED	THU	FRI	SAT	SUN
HOME			AWAY		CHI 7:30	CHI 7:00
8	9	10	11	12	13 SD 9:00	14 SD 8:00
15	16	17	18	19	20 SA 7:30	21 SA 7:00
22 SA 3:00	23	24	25	26	27 SD 7:30	28 SJ 7:00
29	30	31				

NOVEMBER						
SUN	MON	TUE	WED	THU	FRI	SAT
		BAK 8:00	2	3	4	STK 8:00
5 SJ 7:00	6	7	8 SD 8:00	9	10 GR 7:30	11 GR 7:00
12	13	14	15 SA 7:30	16	17	18 SA 7:00
19	20	21 CHI 7:00	22	23	24 CLE 12:00	25 CLE 6:00
26	27	28	29 GR 8:00	30		

DECEMBER						
SUN	MON	TUE	WED	THU	FRI	SAT
				GR 8:00	RFD 6:00	
3	4	5 IA 7:30	6	7	8 BAK 7:30	9 ONT 7:00
10	11	12	13 ONT 7:30	14	15	16 CLE 7:00
17	18	19	20 ONT 9:00	21	22 SJ 9:00	23 BAK 9:00
24	25	26	27 SA 7:30	28	29 SA 7:30	30 SD 7:00

CENTRAL DIVISION		
CHI	CHICAGO WOLVES	(VGK)
CLE	CLEVELAND MONSTERS	(CBJ)
GR	GRAND RAPIDS GRIFFINS	(DET)
IA	IOWA WILD	(MIN)
MB	MANITOBA MOOSE	(WPG)
MB	MILWAUKEE ADMIRALS	(NSH)
RFD	ROCKFORD ICEHOGS	(CHI)

PACIFIC DIVISION		
BAK	BAKERSFIELD CONDORS	(EDM)
ONT	ONTARIO REIGN	(LAK)
SA	SAN ANTONIO RAMPAGE	(COL)
SD	SAN DIEGO GULLS	(ANA)
SJ	SAN JOSE BARRACUDA	(SJS)
STK	STOCKTON HEAT	(CGV)
TEX	TEXAS STARS	(DAL)
TUC	TUCSON ROADRUNNERS	(ARZ)

JANUARY						
SUN	MON	TUE	WED	THU	FRI	SAT
1	2	3 SD 7:30	4	5 BAK 7:30	6 BAK 7:00	
7	8	9	10 BAK 8:30	11	12 STK 9:00	13 STK 8:00
14	15 ONT 3:00	16	17	18	19 MB 7:00	20 MB 7:30
21	22	23 SJ 7:30	24	25	26 STK 7:30	27 STK 7:00
28	29	30	31			

FEBRUARY						
SUN	MON	TUE	WED	THU	FRI	SAT
				1	2 SA 7:30	3 SA 7:00
4	5	6	7	8	9 TUC 7:30	10 TUC 7:00
11	12	13	14	15	16 MIL 7:00	17
18	19 IA 3:00	20	21	22	23 MIL 7:30	24 MIL 7:00
25	26	27 CHI 10:00	28 RFD 7:00			

MARCH						
SUN	MON	TUE	WED	THU	FRI	SAT
				1	2	3 CHI 7:00
4 SA 3:00	5	6	7 IA 7:30	8	9 TUC 8:05	10 TUC 8:05
11	12	13	14 MB 7:30	15	16 CLE 7:30	17 MB 7:00
18	19	20	21	22	23 SA 7:30	24 SA 7:00
25	26	27	28 GR 6:00	29	30 MIL 7:00	31 CHI 7:00

APRIL						
SUN	MON	TUE	WED	THU	FRI	SAT
1	2	3	4 STK 7:30	5	6 RFD 7:30	7 RFD 7:00
8	9	10	11 GR 7:30	12	13 SA 7:30	14 SA 7:00

IDAHO STEELHEADS**CENTURYLINK ARENA**

251 S Capitol Blvd.
Boise, ID 83702
Phone: 208.383.0080
Fax: 208.383.0194
www.idahosteelheads.com




President Eric Trapp
Dir. of Hockey Operations/Head Coach Neil Graham
Assistant Coach Everett Sheen
Equipment Manager Khris Bestel
Athletic Trainer Thomas Gillespie
Dir. of Broadcasting and Media Relations Brian McCormack

STEELHEADS SCHEDULE

DATE	DAY	OPPONENT	DATE	DAY	OPPONENT
Oct. 12	Friday	at Wichita	Jan. 12	Saturday	vs. Toledo
Oct. 13	Saturday	at Tulsa	Jan. 16	Wednesday	vs. Allen
Oct. 14	Sunday	at Tulsa	Jan. 18	Friday	vs. Allen
Oct. 19	Friday	vs. Utah	Jan. 19	Saturday	vs. Allen
Oct. 20	Saturday	vs. Utah	Jan. 21	Monday	at Utah
Oct. 26	Friday	at Utah	Jan. 26	Saturday	at Wichita
Oct. 27	Saturday	at Utah	Jan. 27	Sunday	at Wichita
Oct. 30	Tuesday	at Indy	Jan. 30	Wednesday	at Allen
Nov. 2	Friday	at Toledo	Feb. 1	Friday	at Allen
Nov. 3	Saturday	at Toledo	Feb. 2	Saturday	at Allen
Nov. 4	Sunday	at Kalamazoo	Feb. 6	Wednesday	at Utah
Nov. 7	Wednesday	vs. Tulsa	Feb. 8	Friday	at Utah
Nov. 9	Friday	vs. Tulsa	Feb. 9	Saturday	at Utah
Nov. 10	Saturday	vs. Tulsa	Feb. 13	Wednesday	vs. Rapid City
Nov. 14	Wednesday	vs. Rapid City	Feb. 15	Friday	vs. Rapid City
Nov. 16	Friday	vs. Rapid City	Feb. 16	Saturday	vs. Rapid City
Nov. 17	Saturday	vs. Rapid City	Feb. 20	Wednesday	vs. Tulsa
Nov. 21	Wednesday	at Rapid City	Feb. 22	Friday	vs. Tulsa
Nov. 23	Friday	at Rapid City	Feb. 23	Saturday	vs. Tulsa
Nov. 24	Saturday	at Rapid City	Feb. 27	Wednesday	at Kansas City
Nov. 30	Friday	vs. Jacksonville	March 1	Friday	at Kansas City
Dec. 1	Saturday	vs. Jacksonville	March 2	Saturday	at Kansas City
Dec. 7	Friday	vs. Utah	March 6	Wednesday	vs. Wichita
Dec. 8	Saturday	vs. Utah	March 8	Friday	vs. Wichita
Dec. 12	Wednesday	vs. Kansas City	March 9	Saturday	vs. Wichita
Dec. 14	Friday	vs. Kansas City	March 15	Friday	at Orlando
Dec. 15	Saturday	vs. Kansas City	March 16	Saturday	at Orlando
Dec. 21	Friday	vs. Utah	March 17	Sunday	at Orlando
Dec. 22	Saturday	vs. Utah	March 22	Friday	at Rapid City
Dec. 28	Friday	at Rapid City	March 23	Saturday	at Rapid City
Dec. 29	Saturday	at Rapid City	March 27	Wednesday	vs. Rapid City
Dec. 31	Monday	at Rapid City	March 29	Friday	vs. Rapid City
Jan. 5	Saturday	at Tulsa	March 30	Saturday	vs. Rapid City
Jan. 6	Sunday	at Tulsa	April 5	Friday	vs. Utah
Jan. 9	Wednesday	vs. Toledo	April 6	Saturday	at Utah
Jan. 11	Friday	vs. Toledo	April 7	Sunday	at Utah

GAVIN BAYREUTHER



POSITION: D | **SHOOTS:** L | **HT:** 6'1" | **WT:** 195
DOB: May 12, 1994 | **BIRTHPLACE:** Canaan, New Hampshire
ACQUIRED: Signed by Dallas as a free agent on March 15, 2017


NOTES

Skated in his first full AHL season in 2017-18, recording 32 points (7-25=32) in 71 regular-season games with Texas ... Appeared in 15 games in 2016-17 with Texas, posting five points (2-3=5) ... Prior to joining Texas, spent four seasons with St. Lawrence, recording 111 points (35-76=111) in 142 career NCAA games.

CAREER STATS

YEAR	TEAM	LEAGUE	REGULAR SEASON							PLAYOFFS				
			GP	G	A	PTS	PIM	+	-	GP	G	A	PTS	PIM
2013-14	St. Lawrence	NCAA	38	9	27	36	20	1		--	--	--	--	--
2014-15	St. Lawrence	NCAA	37	6	11	17	22	8		--	--	--	--	--
2015-16	St. Lawrence	NCAA	37	12	17	29	26	6		--	--	--	--	--
2016-17	St. Lawrence	NCAA	30	8	21	29	24	9		--	--	--	--	--
	Texas	AHL	15	2	3	5	6	-2		--	--	--	--	--
2017-18	Texas	AHL	71	7	25	32	28	11		22	3	5	8	6

LANDON BOW



POSITION: G | **CATCHES:** L | **HT:** 6'5" | **WT:** 210
DOB: August 24, 1995 | **BIRTHPLACE:** St. Albert, Alberta
ACQUIRED: Signed as a free agent on March 10, 2017


NOTES

Posted a 20-15-10 record with a .903 SV% and a 2.86 GAA in 46 games with Texas in his first full AHL season ... Appeared in 16 games with Texas (AHL) in 2016-17, posting a 7-7-0 record with a .894 SV% and a 3.17 GAA ... Backstopped Idaho (ECHL) in 27 games with a 19-6-0 record ... Appeared in four Kelly Cup postseason contests.

CAREER STATS

CAREER STATS			REGULAR SEASON								PLAYOFFS				
YEAR	TEAM	LEAGUE	GP	W	L	O	SO	GA	SV%	GAA	GP	W	L	SV%	GAA
2012-13	Swift Current	WHL	14	5	4	1	1	33	.897	3.09	--	--	--	--	--
2013-14	Swift Current	WHL	27	13	5	2	0	73	.901	3.12	--	--	--	--	--
2014-15	Swift Current	WHL	66	31	27	1	7	189	.911	3.14	4	0	3	.907	3.69
2015-16	Swift Current	WHL	30	9	14	4	2	82	.913	3.09	--	--	--	--	--
	Seattle	WHL	23	16	6	0	5	38	.938	1.76	18	13	5	.927	1.96
2016-17	Texas	AHL	16	7	7	0	0	46	.894	3.17	--	--	--	--	--
	Idaho	ECHL	27	19	6	0	3	54	.933	2.08	4	1	1	.886	3.49
2017-18	Texas	AHL	46	20	15	10	1	128	.903	2.86	2	0	0	.833	6.08

NICHOLAS CAAMANO



POSITION: RW | **SHOOTS:** L | **HT:** 6'2" | **WT:** 195

DOB: September 7, 1998 | **BIRTHPLACE:** Ancaster, Ontario

DRAFTED: Selected by Dallas in the fifth round (146th overall) of the 2016 NHL Draft


NOTES

Recorded 57 points (25-32=57) in 64 OHL games with Flint and Hamilton in 2017-18 ... Ranked fourth on Hamilton with 22 points (10-12=22) in 21 postseason games, helping the team win the 2018 OHL championship ... Made his professional debut in 2016-17 with Texas (AHL), skating in six games and recording three assists (0-3=3) ... Appeared in 67 contests with Flint (OHL), recording 64 points (35-29=64), ranking second on the club in goals.

CAREER STATS

YEAR	TEAM	LEAGUE	REGULAR SEASON							PLAYOFFS				
			GP	G	A	PTS	PIM	+/-		GP	G	A	PTS	PIM
2014-15	Plymouth	OHL	64	3	6	9	29	-16		--	--	--	--	--
2015-16	Flint	OHL	64	20	17	37	40	-22		--	--	--	--	--
2016-17	Texas	AHL	6	0	3	3	2	0		--	--	--	--	--
	Flint	OHL	67	35	29	64	63	-6		5	0	3	3	8
2017-18	Flint	OHL	23	12	9	21	38	-8		--	--	--	--	--
	Hamilton	OHL	41	13	23	36	56	17		21	10	12	22	22

TONY CALDERONE



POSITION: RW | **SHOOTS:** R | **HT:** 6'0" | **WT:** 195

DOB: October 15, 1994 | **BIRTHPLACE:** Trenton, Michigan

ACQUIRED: Signed by Dallas as a free agent on April 9, 2018

NOTES

Made his professional debut in 2017-18, skating in three AHL regular-season games with Texas and recording one goal (1-0=1) ... Also served as captain at the University of Michigan, ranking second on the team with 45 points (25-20=45) in 40 games during his senior season ... Skated in 134 games over four seasons at the University of Michigan (NCAA), recording 92 career points (54-38=92).

CAREER STATS

YEAR	TEAM	LEAGUE	REGULAR SEASON							PLAYOFFS				
			GP	G	A	PTS	PIM	+/-		GP	G	A	PTS	PIM
2014-15	Univ. of Michigan	NCAA	28	3	6	9	15	3		--	--	--	--	--
2015-16	Univ. of Michigan	NCAA	35	11	9	20	14	-2		--	--	--	--	--
2016-17	Univ. of Michigan	NCAA	31	15	3	18	14	1		--	--	--	--	--
2017-18	Texas	AHL	3	1	0	1	0	-2		--	--	--	--	--
	Univ. of Michigan	NCAA	40	25	20	45	10	14		--	--	--	--	--

ERIK CONDRA



POSITION: RW | **SHOOTS:** R | **HT:** 6'0" | **WT:** 185

DOB: August 6, 1986 | **BIRTHPLACE:** Trenton, Michigan

DRAFTED: Selected by Ottawa in the seventh round (211th overall) of the 2006 NHL Draft

ACQUIRED: Signed as a free agent on July 1, 2018


NOTES

Registered 25 points (9-16=25) in 48 regular-season games with Syracuse (AHL) in 2017-18 ... Also appeared in seven postseason games, earning five assists (0-5=5) ... Has appeared in 366 career regular-season NHL games over seven seasons with Ottawa and Tampa Bay, recording 98 points (39-59=98) ... Has also tallied nine points (3-6=9) in 26 career Stanley Cup Playoffs games.

CAREER STATS

		REGULAR SEASON								PLAYOFFS				
YEAR	TEAM	LEAGUE	GP	G	A	PTS	PIM	+	-	GP	G	A	PTS	PIM
2009-10	Binghamton	AHL	80	11	27	38	61	4		--	--	--	--	--
2010-11	OTTAWA	NHL	26	6	5	11	12	-1		--	--	--	--	--
	Binghamton	AHL	55	17	30	47	28	20		23	5	12	17	8
2011-12	OTTAWA	NHL	81	8	17	25	30	11		7	1	0	1	0
2012-13	OTTAWA	NHL	48	4	8	12	34	3		10	1	6	7	2
	SC Riessersee	Germany2	10	10	5	15	8	--		--	--	--	--	--
	EV Füssen	Germany3	7	8	11	19	2	--		--	--	--	--	--
2013-14	OTTAWA	NHL	76	6	10	16	30	0		--	--	--	--	--
2014-15	OTTAWA	NHL	68	9	14	23	30	13		6	1	0	1	0
2015-16	TAMPA	NHL	54	6	5	11	34	-4		3	0	0	0	0
2016-17	TAMPA	NHL	13	0	0	0	4	-4		--	--	--	--	--
2017-18	Syracuse	AHL	55	15	33	48	37	4		18	5	11	16	22
	Syracuse	AHL	48	9	16	25	57	-2		7	0	5	5	6

PHILIPPE DESROSIER



POSITION: G | **CATCHES:** L | **HT:** 6'1" | **WT:** 200

DOB: August 16, 1995 | **BIRTHPLACE:** Saint-Hyacinthe, Quebec

DRAFTED: Selected by Dallas in the second round (54th overall) of the 2013 NHL Draft

NOTES

Posted a 1-0-0 record with a 0.86 GAA and a .962 SV% in two appearances with Texas (AHL) in 2017-18 ... Appeared in 36 contests with Idaho (ECHL), logging a 23-9-2 record with a 2.51 GAA and a .913 SV% ... Went 3-2-0 with a .910 SV% and a 2.73 GAA in eight games with Texas in 2016-17 ... Made his AHL debut in 2015-16 with Texas, earning a 5-5-0 record in 10 games ... Won a gold medal with Team Canada at the 2012 IIHF World U18 Championship.

CAREER STATS

CAREER STATS			REGULAR SEASON								PLAYOFFS				
YEAR	TEAM	LEAGUE	GP	W	L	O	SO	GA	SV%	GAA	GP	W	L	SV%	GAA
2015-16	Texas	AHL	10	5	5	0	0	28	.903	2.82	--	--	--	--	--
	Idaho	ECHL	31	15	7	4	2	68	.319	2.34	7	3	3	.923	2.47
2016-17	Texas	AHL	8	3	2	0	1	17	.910	2.73	--	--	--	--	--
	Norfolk	ECHL	20	8	11	0	0	72	.902	3.74	--	--	--	--	--
2017-18	Idaho	ECHL	13	5	3	0	0	43	.893	3.81	--	--	--	--	--
	Texas	AHL	2	1	0	0	0	1	.962	0.86	--	--	--	--	--
	Idaho	ECHL	36	23	9	3	2	88	.913	2.51	10	4	3	.934	2.00

JASON DICKINSON



POSITION: C | **SHOOTS:** L | **HT:** 6'2" | **WT:** 200
DOB: July 4, 1995 | **BIRTHPLACE:** Georgetown, Ontario
DRAFTED: Selected by Dallas in the first round (29th overall) of the 2013 NHL Draft


NOTES

Registered two assists (0-2=2) in 27 NHL games with Dallas in 2017-18 ... Also registered 28 points (18-10=18) in 42 AHL games with Texas, finishing tied for fifth on the team in goals ... Shared seventh on the team with 10 points (2-8=10) in 22 Calder Cup Playoff games ... Appeared in 10 NHL games with Dallas in 2016-17, posting two goals (2-0=2) and nine shots on goal ... Made his NHL debut in 2015-16, scoring a goal (1-0=1) in one game with Dallas.

CAREER STATS

YEAR	TEAM	LEAGUE	REGULAR SEASON							PLAYOFFS				
			GP	G	A	PTS	PIM	+/-		GP	G	A	PTS	PIM
2011-12	Guelph	OHL	63	13	22	35	24	-15		6	3	2	5	6
2012-13	Guelph	OHL	66	18	29	47	31	19		5	1	1	2	0
2013-14	Guelph	OHL	68	26	52	78	42	42		20	8	16	24	6
2014-15	Texas	AHL	2	0	3	3	0	2		3	0	0	0	2
	Guelph	OHL	56	27	44	71	32	12		9	4	4	8	10
2015-16	DALLAS	NHL	1	1	0	1	0	1		--	--	--	--	--
	Texas	AHL	73	22	31	53	32	+10		4	0	1	1	2
2016-17	DALLAS	NHL	10	2	0	2	0	-3		--	--	--	--	--
	Texas	AHL	58	9	21	30	41	-9		--	--	--	--	--
2017-18	DALLAS	NHL	27	0	2	2	17	-2		--	--	--	--	--
	Texas	AHL	42	18	10	28	31	-3		22	2	8	10	4

JUSTIN DOWLING



POSITION: C | **SHOOTS:** L | **HT:** 5'10" | **WT:** 180
DOB: October 1, 1990 | **BIRTHPLACE:** Cochrane, Alberta
ACQUIRED: Signed by Dallas as a free agent on March 26, 2014


NOTES

Finished fourth on Texas (AHL) with 41 points (13-28=41) and third with 28 assists in 65 games in 2017-18 ... Ranked second on the team with 17 points (4-13=17) in 22 postseason games ... Skated in nine NHL games with Dallas in 2016-17, recording two assists (0-2=2) ... Was tied for eighth on Texas with 28 points (8-20=28) in 49 AHL contests ... Finished fifth on Texas with 46 points (11-35=46) in 52 games in 2015-16.

CAREER STATS

YEAR	TEAM	LEAGUE	REGULAR SEASON							PLAYOFFS				
			GP	G	A	PTS	PIM	+/-		GP	G	A	PTS	PIM
2010-11	Abbotsford	AHL	8	1	3	4	2	0		--	--	--	--	--
2011-12	Utah	ECHL	26	6	18	24	6	-2		3	0	0	0	2
	Abbotsford	AHL	22	1	1	2	6	-7		--	--	--	--	--
2012-13	Idaho	ECHL	34	13	33	46	16	7		--	--	--	--	--
	Texas	AHL	38	16	14	30	4	16		9	1	3	4	2
2013-14	Texas	AHL	74	12	35	47	8	21		14	4	10	14	4
2014-15	Texas	AHL	65	24	26	50	22	0		3	0	0	0	0
2015-16	Texas	AHL	52	11	35	46	10	3		4	2	1	3	0
2016-17	DALLAS	NHL	9	0	2	2	2	0		--	--	--	--	--
	Texas	AHL	49	8	20	28	8	2		--	--	--	--	--
2017-18	Texas	AHL	65	13	28	41	18	-6		22	4	13	17	2

DENIS GURIANOV



POSITION: RW | **SHOOTS:** L | **HT:** 6'2" | **WT:** 195

DOB: June 7, 1997 | **BIRTHPLACE:** Togliatti, Russia

DRAFTED: Selected by Dallas in the first round (12th overall) of the 2015 NHL Draft

NOTES

Appeared in 74 games with Texas (AHL) in 2017-18, posting 34 points (19-15=35) and finishing tied for third in goals (19) ... Also made his Calder Cup Playoffs debut, recording five points (2-3=5) in 16 postseason games ... Made his NHL debut during the 2016-17 campaign, skating in one game with Dallas ... Recorded 27 points (12-15=27) in 57 games with Texas, leading club rookies in assists (15) and points (27).

CAREER STATS

			REGULAR SEASON							PLAYOFFS				
YEAR	TEAM	LEAGUE	GP	G	A	PTS	PIM	+/-		GP	G	A	PTS	PIM
2013-14	Ladia Togliatti	MHL	37	7	9	16	6	11		--	--	--	--	--
	Russia U17	WHC-17	6	3	2	5	2	0		--	--	--	--	--
2014-15	Ladia Togliatti	KHL	8	0	1	1	2	-1		--	--	--	--	--
	Ladia Togliatti	MHL	23	15	10	25	39	4		4	3	1	4	12
	Russia U18	WJC	5	6	1	7	4	3		--	--	--	--	--
2015-16	Ladia Togliatti	KHL	47	4	1	5	6	-11		--	--	--	--	--
2016-17	DALLAS	NHL	1	0	0	0	0	-1		--	--	--	--	--
	Texas	AHL	57	12	15	27	17	-4		--	--	--	--	--
2017-18	Texas	AHL	74	19	15	34	11	-10		16	2	3	5	0

JOEL HANLEY



POSITION: D | **SHOOTS:** L | **HT:** 5'10" | **WT:** 190

DOB: June 8, 1991 | **BIRTHPLACE:** Keswick, Ontario

ACQUIRED: Signed by Dallas as a free agent on July 1, 2018


NOTES

Appeared in five NHL games with Arizona in 2017-18 ... Also tallied 20 points (2-18=20) in 52 AHL games with Tucson ... Has skated in 22 career NHL games with Montreal and Arizona, logging six assists (0-6=6) ... Has also appeared in 207 career AHL games with Portland and St. John's, recording 57 points (9-48=57) ... Spent four seasons at UMass-Amherst (NCAA), tallying 75 points (17-58=75) in 131 career games.

CAREER STATS

			REGULAR SEASON							PLAYOFFS				
YEAR	TEAM	LEAGUE	GP	G	A	PTS	PIM	+/-		GP	G	A	PTS	PIM
2010-11	UMass-Amherst	NCAA	28	3	15	18	24	--		--	--	--	--	--
2011-12	UMass-Amherst	NCAA	36	7	18	25	18	--		--	--	--	--	--
2012-13	UMass-Amherst	NCAA	33	5	11	16	46	--		--	--	--	--	--
2013-14	Portland	AHL	15	0	5	5	6	-4		--	--	--	--	--
	UMass-Amherst	NCAA	34	2	14	16	39	--		--	--	--	--	--
2014-15	Portland	AHL	63	2	15	17	34	7		5	0	1	1	0
	Gwinnett	ECHL	3	1	0	1	0	2		--	--	--	--	--
2015-16	MONTREAL	NHL	10	0	6	6	0	0		--	--	--	--	--
	St. John's	AHL	64	5	8	13	25	-11		--	--	--	--	--
2016-17	MONTREAL	NHL	7	0	0	0	4	-3		--	--	--	--	--
	St. John's	AHL	65	2	20	22	34	11		4	0	0	0	2
2017-18	ARIZONA	NHL	5	0	0	0	0	0		--	--	--	--	--
	Tucson	AHL	52	2	18	20	31	30		9	0	4	4	0

NIKLAS HANSSON



POSITION: D | **SHOOTS:** R | **HT:** 6'1" | **WT:** 10
DOB: January 8, 1995 | **BIRTHPLACE:** Helsingborg, Sweden
DRAFTED: Selected by Dallas in the third round (68th overall) of the 2013 NHL Draft

NOTES

Played in his first full AHL season in 2017-18, recording 11 points (1-10=11) in 70 games with Texas ... Spent the 2016-17 season with HV 71 (SHL), skating in 46 games and posting 11 points (1-10=11) ... Made his North American debut in 2015-16, recording one assist (0-1=1) in six games with Texas ... Registered two penalty minutes in four Calder Cup Playoff contests.

CAREER STATS

			REGULAR SEASON							PLAYOFFS				
YEAR	TEAM	LEAGUE	GP	G	A	PTS	PIM	+/-		GP	G	A	PTS	PIM
2012-13	Rogle	SEL	9	0	0	0	4	-3		--	--	--	--	--
	Rogle J20	SEL	39	3	20	23	47	26		2	0	0	0	0
2013-14	Rogle	SHL	47	2	11	13	16	7		--	--	--	--	--
2014-15	Rogle	SHL	47	2	19	21	10	6		--	--	--	--	--
2015-16	Texas	AHL	6	0	1	1	0	-1		4	0	0	0	2
	HV 71	SHL	44	7	15	22	14	-12		6	0	0	0	0
2016-17	HV 71	SHL	46	1	10	11	12	-4		2	0	0	0	0
2017-18	Texas	AHL	70	1	10	11	38	-5		--	--	--	--	--

DILLON HEATHERINGTON



POSITION: D | **SHOOTS:** L | **HT:** 6'4" | **WT:** 225
DOB: May 9, 1995 | **BIRTHPLACE:** Calgary, Alberta
DRAFTED: Selected by Columbus in the second round (50th overall) of the 2013 NHL Draft
ACQUIRED: Via trade from Columbus on March 1, 2017 in exchange for Lauri Korpikoski


NOTES

Made his NHL debut in 2017-18, logging one assist (0-1=1) in six games with Dallas ... Also posted 17 points (3-14=17) in 55 AHL games with Texas ... Split the 2016-17 season between Cleveland and Texas, appearing in 60 games and posting 14 points (3-11=14) ... Won the 2016 Calder Cup with Lake Erie in his first full pro campaign.

CAREER STATS

			REGULAR SEASON							PLAYOFFS				
YEAR	TEAM	LEAGUE	GP	G	A	PTS	PIM	+/-		GP	G	A	PTS	PIM
2010-11	Swift Current	WHL	1	0	0	0	0	0		--	--	--	--	--
2011-12	Swift Current	WHL	57	2	8	10	63	2		--	--	--	--	--
2012-13	Swift Current	WHL	71	4	23	27	80	25		5	0	3	3	0
2013-14	Swift Current	WHL	70	6	29	35	63	24		6	0	1	1	8
2014-15	Swift Current	WHL	48	1	14	15	48	-16		4	0	0	0	4
	Springfield	AHL	3	0	1	1	0	1		--	--	--	--	--
2015-16	Lake Erie	AHL	63	3	16	19	50	17		15	0	3	3	6
2016-17	Cleveland	AHL	38	1	5	6	30	-8		--	--	--	--	--
	Texas	AHL	22	2	6	8	21	2		--	--	--	--	--
2017-18	DALLAS	NHL	6	0	1	1	26	3		--	--	--	--	--
	Texas	AHL	55	3	14	17	47	6		21	0	3	3	18

MIRO HEISKANEN



POSITION: D | **SHOOTS:** L | **HT:** 6'1" | **WT:** 185

DOB: July 18, 1999 | **BIRTHPLACE:** Espoo, Finland

DRAFTED: Selected by Dallas in the first round (3rd overall) of the 2017 NHL Draft


NOTES

Won the Pekka Rautakallio Award for best defenseman in SM-Liiga in 2017-18, posting 23 points (11-12=23) in 30 games with HIFK ... Also made his Olympic debut, tallying one goal (1-0=1) in five games with Finland ... Logged 10 points (5-5=10) in 37 games with HIFK in 2016-17 ... Notched three points (0-3=3) in eight playoff contests ... Won silver at the 2017 U18 World Junior Championship and gold at the 2016 U18 World Championship.

CAREER STATS

YEAR	TEAM	LEAGUE	REGULAR SEASON							PLAYOFFS				
			GP	G	A	PTS	PIM	+/–		GP	G	A	PTS	PIM
2015-16	HIFK U20	SM-Liiga Jr.	30	3	11	14	6	14		--	--	--	--	--
	HIFK U18	SM-Sarja Jr.	7	0	7	7	0	--		2	0	0	0	2
	Finland U18	WJC	7	0	1	1	0	1		--	--	--	--	--
	Finland U17	WJC	5	0	4	4	2	--		--	--	--	--	--
2016-17	HIFK	SM-Liiga	37	5	5	10	4	-1		8	0	3	3	0
	Finland U20	WJC	6	0	1	1	0	-2		--	--	--	--	--
	Finland U18	WJC	7	2	10	12	0	8		--	--	--	--	--
2017-18	HIFK	SM-Liiga	30	11	12	23	8	17		14	3	6	9	18
	Finland	Olympics	5	1	0	1	2	0		--	--	--	--	--
	Finland	WC	8	0	2	2	0	7		--	--	--	--	--
	Finland U20	WJC	5	0	2	2	0	1		--	--	--	--	--

ROOPE HINTZ



POSITION: LW | **SHOOTS:** L | **HT:** 6'3" | **WT:** 215

DOB: November 17, 1996 | **BIRTHPLACE:** Tampere, Finland

DRAFTED: Selected by Dallas in the second round (49th overall) of the 2015 NHL Draft


NOTES

Made his North American hockey debut in 2017-18, recording 35 points (20-15=35) in 70 games with Texas ... Also made his first Calder Cup playoffs appearance, skating in 22 games and posting 12 points (4-8=12) ... Spent the 2016-17 season with HIFK Helsinki (SM-Liiga), recording 30 points (19-11=30) and a +10 rating in 44 games ... In the postseason, skated in 14 games and notched 14 points (3-11=14).

CAREER STATS

YEAR	TEAM	LEAGUE	REGULAR SEASON							PLAYOFFS				
			GP	G	A	PTS	PIM	+/–		GP	G	A	PTS	PIM
2013-14	Ilves Tampere	SM-Liiga	7	0	0	0	2	-1		--	--	--	--	--
2014-15	Ilves Tampere	SM-Liiga	42	5	12	17	10	8		2	0	0	0	0
2015-16	HIFK Helsinki	SM-Liiga	33	8	12	20	4	15		18	2	4	6	2
2016-17	HIFK Helsinki	SM-Liiga	44	19	11	30	18	10		14	3	11	14	4
2017-18	Texas	AHL	70	20	15	35	27	2		22	4	8	12	4

JOEL L'ESPERANCE



POSITION: C | **SHOOTS:** R | **HT:** 6'2" | **WT:** 210
DOB: August 18, 1995 | **BIRTHPLACE:** Brighton, Michigan
ACQUIRED: Signed by Dallas as a free agent on July 1, 2018


NOTES

Made his professional debut with Texas (AHL) in 2017-18, recording two points (1-1=2) in nine regular-season games with Texas before appearing in 22 Calder Cup playoff games where he posted four points (1-3=4) ... Also skated in 44 games in his senior season at Michigan Tech (NCAA), earning 27 points (12-15=27) ... Played four seasons at Michigan Tech, logging 98 points (46-52=98) in 152 games.

CAREER STATS

YEAR	TEAM	LEAGUE	REGULAR SEASON							PLAYOFFS				
			GP	G	A	PTS	PIM	+/-		GP	G	A	PTS	PIM
2014-15	Michigan Tech	NCAA	29	7	10	17	18	11		--	--	--	--	--
2015-16	Michigan Tech	NCAA	35	16	10	26	16	16		--	--	--	--	--
2016-17	Michigan Tech	NCAA	44	11	17	28	53	5		--	--	--	--	--
2017-18	Texas	AHL	9	1	1	2	0	-2		22	1	3	4	4
	Michigan Tech	NCAA	44	12	15	27	45	7		--	--	--	--	--

CHRIS MARTENET



POSITION: D | **SHOOTS:** L | **HT:** 6'8" | **WT:** 225
DOB: September 25, 1996 | **BIRTHPLACE:** St. Louis, Missouri
DRAFTED: Selected by Dallas in the fourth round (103rd overall) of the 2015 NHL Draft


NOTES

Recorded five assists (0-5=5) in 52 games with Idaho of the ECHL in 2017-18 ... Made his professional debut with Texas (AHL) in 2016-17, appearing in three games... Split the season between London and Ottawa of the OHL, recording 16 points (5-11=16) in 55 combined games ... Posted 12 points (3-9=12) and a +44 rating in 67 regular-season games with London in 2015-16 ... Helped London win the 2016 Memorial Cup.

CAREER STATS

YEAR	TEAM	LEAGUE	REGULAR SEASON							PLAYOFFS				
			GP	G	A	PTS	PIM	+/-		GP	G	A	PTS	PIM
2013-14	Indiana	USHL	35	0	5	5	20	6		2	0	0	0	0
2014-15	London	OHL	64	7	9	16	49	4		10	0	0	0	2
2015-16	London	OHL	67	3	9	12	85	44		18	0	0	0	6
2016-17	Texas	AHL	3	0	0	0	2	-2		--	--	--	--	--
	London	OHL	27	1	5	6	32	10		--	--	--	--	--
2017-18	Ottawa	OHL	28	4	6	10	28	2		6	0	1	1	2
	Idaho	ECHL	52	0	5	5	86	4		--	--	--	--	--

ADAM MASCHERIN



POSITION: LW | **SHOOTS:** L | **HT:** 5'10" | **WT:** 200

DOB: June 6, 1998 | **BIRTHPLACE:** Maple, Ontario

DRAFTED: Selected by Dallas in the fourth round (100th overall) of the 2018 NHL Draft

NOTES

Shared eighth in the OHL with 40 goals and ranked ninth with 86 points (40-46=86) in 67 games with Kitchener in 2017-18 ... Also ranked ninth in the League with 24 points (9-15=24) in 19 postseason games ... Finished third in the OHL with 100 points (35-65=100) and fourth with 65 assists in 65 games with Kitchener in 2016-17 ... Shared first on Kitchener with 81 points (35-46=81) in 65 regular-season games in 2015-16.

CAREER STATS

CAREER STATS			REGULAR SEASON						PLAYOFFS				
YEAR	TEAM	LEAGUE	GP	G	A	PTS	PIM	+/-	GP	G	A	PTS	PIM
2014-15	Kitchener	OHL	62	12	17	29	18	--	6	1	1	2	4
2015-16	Kitchener	OHL	65	35	46	81	16	19	9	6	6	12	0
2016-17	Kitchener	OHL	65	35	65	100	20	-2	5	1	3	4	2
2017-18	Kitchener	OHL	67	40	46	86	20	14	19	9	15	24	16

MICHAEL MERSCH



POSITION: LW | **SHOOTS:** L | **HT:** 6'2" | **WT:** 215

DOB: October 2, 1992 | **BIRTHPLACE:** Park Ridge, Illinois

DRAFTED: Selected by Los Angeles in the fourth round (110th overall) of the 2011 NHL Draft

ACQUIRED: Signed by Dallas as a free agent on July 1, 2018


NOTES

Led Ontario (AHL) in goals and points (21-28=49) in 65 games in 2017-18 ... Logged 33 points (16-17=33) in 48 games with Ontario in 2016-17 ... Made his NHL debut in 2015-16, posting three points (1-2=3) in 17 games with Los Angeles ... Spent four seasons at the University of Wisconsin (NCAA), recording 120 points (67-53=120) in 157 career games.

CAREER STATS

CAREER STATS			REGULAR SEASON							PLAYOFFS				
YEAR	TEAM	LEAGUE	GP	G	A	PTS	PIM	+/-	GP	G	A	PTS	PIM	
2010-11	Univ. of Wisconsin	NCAA	41	8	11	19	32	--	--	--	--	--	--	
2011-12	Univ. of Wisconsin	NCAA	37	14	16	30	37	--	--	--	--	--	--	
2012-13	Univ. of Wisconsin	NCAA	42	23	13	36	22	--	--	--	--	--	--	
2013-14	Manchester	AHL	7	2	1	3	2	3	4	0	1	1	2	
	Univ. of Wisconsin	NCAA	37	22	13	35	18	--	--	--	--	--	--	
2014-15	Manchester	AHL	76	22	23	45	25	20	18	13	9	22	8	
2015-16	LOS ANGELES	NHL	17	1	2	3	0	1	--	--	--	--	--	
	Ontario	AHL	52	24	19	43	26	14	13	2	4	6	4	
2016-17	Ontario	AHL	48	16	17	33	46	-1	5	0	3	3	0	
2017-18	Ontario	AHL	65	21	28	49	16	11	4	1	2	3	2	

JOHN NYBERG



POSITION: D | **SHOOTS:** L | **HT:** 6'3" | **WT:** 195

DOB: July 14, 1996 | **BIRTHPLACE:** Lundby, Sweden

DRAFTED: Selected by Dallas in the sixth round (165th overall) of the 2014 NHL Draft

NOTES

Made his North American hockey debut in 2017-18, recording two points (0-2=2) in eight Calder Cup Playoff games with Texas ... Skated in 52 games with Frolunda (SEL), posting 13 points (2-11=13) in 2017-18 ... Appeared in 49 games during the 2016-17 season for Frolunda, notching 15 points (7-8=15) ... Shared sixth among all SEL blueliners with seven goals while his 15 points were tied for second among club defensemen.

CAREER STATS

			REGULAR SEASON							PLAYOFFS				
YEAR	TEAM	LEAGUE	GP	G	A	PTS	PIM	+/-		GP	G	A	PTS	PIM
2014-15	Frolunda	SHL	17	0	1	1	2	0		--	--	--	--	--
	Frolunda J20	SuperElit	25	7	10	17	26	1		8	1	1	2	16
2015-16	Oskarshamn IK	SuperElit	46	1	8	9	36	-2		--	--	--	--	--
	Frolunda	SEL	6	0	0	0	2	-1		--	--	--	--	--
2016-17	Frolunda	SEL	49	7	8	15	32	8		14	1	0	1	10
2017-18	Frolunda	SEL	52	2	11	13	40	0		6	0	2	2	8
	Texas	AHL	--	--	--	--	--	--		8	0	2	2	8

COLTON POINT



POSITION: G | **CATCHES:** L | **HT:** 6'4" | **WT:** 235

DOB: March 7, 1998 | **BIRTHPLACE:** North Bay, Ontario

DRAFTED: Selected by Dallas in the fifth round (128th overall) of the 2016 NHL Draft

NOTES

Won a gold medal with Team Canada at the 2018 IIHF World Junior Championship, posting a 1-0-0 record with one shutout ... Named a Top 10 Hobey Baker Finalist in 2017-18, logging a 16-12-4 record with a .944 SV%, a 1.74 GAA and six shutouts in 33 appearances during his sophomore season at Colgate (NCAA) ... Led all NCAA netminders and posted a new school record in SV% (.944).

CAREER STATS

			REGULAR SEASON								PLAYOFFS				
YEAR	TEAM	LEAGUE	GP	W	L	O	SO	GA	SV%	GAA	GP	W	L	SV%	GAA
2014-15	Powassan	NOJHL	3	0	--	--	--	--	--	--	--	--	--	--	--
2015-16	Carleton Place	CCHL	33	23	6	2	2	68	.915	2.16	16	12	3	.933	1.82
2016-17	Colgate	NCAA	10	2	5	2	0	24	.918	2.46	--	--	--	--	--
2017-18	Colgate	NCAA	33	16	12	5	6	58	.944	1.74	--	--	--	--	--
	Canada	WJC	1	1	0	0	1	0	1.000	0.00	--	--	--	--	--

JASON ROBERTSON



POSITION: LW | **SHOOTS:** L | **HT:** 6'2" | **WT:** 195
DOB: July 22, 1999 | **BIRTHPLACE:** Northville, Michigan
DRAFTED: Selected by Dallas in the second round (39th overall) of the 2017 NHL Draft

NOTES

Shared sixth in the OHL in goals and seventh in points (41-46=87) in 68 games with Kingston in 2017-18 ... Also finished second on Kingston in goals and points (10-8=18) in 16 postseason contests ... Finished tied for sixth in the OHL with 42 goals and tallied 81 points (42-39=81) in 68 games with Kingston in 2016-17, leading the team in both categories.

CAREER STATS

			REGULAR SEASON							PLAYOFFS				
YEAR	TEAM	LEAGUE	GP	G	A	PTS	PIM	+	-	GP	G	A	PTS	PIM
2015-16	Kingston	OHL	54	18	14	32	6	5		4	1	1	2	2
2016-17	Kingston	OHL	68	42	39	81	29	3		11	5	13	18	0
2017-18	Kingston	OHL	68	41	46	87	36	8		16	10	8	18	8

REECE SCARLETT



POSITION: D | **SHOOTS:** R | **HT:** 6'1" | **WT:** 180
DOB: March 31, 1993 | **BIRTHPLACE:** Sherwood Park, Alberta
DRAFTED: Selected by New Jersey in the sixth round (159th overall) of the 2011 NHL Draft
ACQUIRED: Via trade from Florida in exchange for Ludwig Byström on November 10, 2017

NOTES

Split the 2017-18 season between Springfield and Texas of the AHL, posting nine points (2-7=9) in 57 total contests ... Posted an AHL career-high 26 points (4-22=26) in 60 games with Albany in 2015-16 ... Also registered 132 points (25-107=132) in 276 career NHL games with Swift Current from 2008-13.

CAREER STATS

			REGULAR SEASON							PLAYOFFS				
YEAR	TEAM	LEAGUE	GP	G	A	PTS	PIM	+	-	GP	G	A	PTS	PIM
2008-09	Swift Current	WHL	1	0	0	0	0	0		--	--	--	--	--
2009-10	Swift Current	WHL	65	1	9	10	49	-3		4	0	2	2	4
2010-11	Swift Current	WHL	72	6	18	24	59	-37		--	--	--	--	--
2011-12	Swift Current	WHL	71	9	40	49	74	-14		--	--	--	--	--
2012-13	Swift Current	WHL	67	9	40	49	66	14		5	0	3	3	10
2013-14	Albany	AHL	48	6	14	20	18	11		--	--	--	--	--
2014-15	Albany	AHL	57	2	23	25	27	1		--	--	--	--	--
2015-16	Albany	AHL	60	4	22	26	64	-1		10	0	0	0	0
2016-17	Albany	AHL	50	4	17	21	53	-6		--	--	--	--	--
	Springfield	AHL	1	1	0	1	0	1		--	--	--	--	--
2017-18	Springfield	AHL	13	1	1	2	22	0		--	--	--	--	--
	Texas	AHL	44	1	6	7	46	3		22	0	3	3	6

ONDREJ VALA



POSITION: D | **SHOOTS:** L | **HT:** 6'4" | **WT:** 210
DOB: April 13, 1998 | **BIRTHPLACE:** Kolin, Czech Republic
ACQUIRED: Signed by Dallas as a free agent on September 29, 2016

NOTES

Split the 2017-18 season between Kamloops and Everett of the WHL, recording 28 points (7-21=28) in 59 total games ... Made his professional debut during the 2016-17 season with Texas (AHL), skating in three games and notching one assist (0-1=1) ... Appeared in 60 games for Kamloops, posting 25 points (10-15=25) and sharing 15th in goals among WHL defensemen ... Among Kamloops blueliners, ranked first in goals and second in assists.

CAREER STATS

YEAR	TEAM	LEAGUE	REGULAR SEASON							PLAYOFFS				
			GP	G	A	PTS	PIM	+/-		GP	G	A	PTS	PIM
2015-16	Kamloops	WHL	72	4	17	21	52	1		7	0	1	1	4
2016-17	Texas	AHL	3	0	1	1	0	2		--	--	--	--	--
	Kamloops	WHL	60	10	15	25	89	11		6	1	0	1	6
2017-18	Kamloops	WHL	31	7	13	20	30	3		--	--	--	--	--
	Everett	WHL	28	0	8	8	18	14		22	1	10	11	16
	Czech Republic	WJC	7	0	1	1	0	-1		--	--	--	--	--



OSKAR BACK


POSITION: C | **SHOOTS:** L | **HT:** 6'3" | **WT:** 200

DOB: March 12, 2000 | **BIRTHPLACE:** Karlstad, Sweden

DRAFTED: Selected by Dallas in the third round (75th overall) of the 2018 NHL Draft

CAREER STATS

REGULAR SEASON										PLAYOFFS				
YEAR	TEAM	LEAGUE	GP	G	A	PTS	PIM	+/-		GP	G	A	PTS	PIM
2017-18	Farjestad BK	SHL	14	0	0	0	0	-4		--	--	--	--	--
	Farjestad BK J20	SuperElit	38	10	22	32	4	13		3	1	1	2	2
	Sweden	WJC	7	1	3	4	2	3		--	--	--	--	--



DAWSON BARTEAUX


POSITION: D | **SHOOTS:** R | **HT:** 6'1" | **WT:** 185

DOB: January 12, 2000 | **BIRTHPLACE:** Foxwarren, Manitoba

DRAFTED: Selected by Dallas in the sixth round (168th overall) of the 2018 NHL Draft

CAREER STATS

REGULAR SEASON										PLAYOFFS				
YEAR	TEAM	LEAGUE	GP	G	A	PTS	PIM	+/-		GP	G	A	PTS	PIM
2015-16	Regina	WHL	1	0	0	0	0	1		--	--	--	--	--
2016-17	Regina	WHL	18	0	2	2	2	-2		--	--	--	--	--
	Red Deer	WHL	24	0	2	2	4	-3		3	0	0	0	0
2017-18	Red Deer	WHL	64	3	29	32	22	-16		5	0	3	3	6



JOSEPH CECCONI


POSITION: D | **SHOOTS:** R | **HT:** 6'2" | **WT:** 210

DOB: May 23, 1997 | **BIRTHPLACE:** Youngstown, New York

DRAFTED: Selected by Dallas in the fifth round (133rd overall) of the 2015 NHL Draft

CAREER STATS

REGULAR SEASON										PLAYOFFS				
YEAR	TEAM	LEAGUE	GP	G	A	PTS	PIM	+/-		GP	G	A	PTS	PIM
2013-14	Muskegon	USHL	28	2	4	6	8	1		--	--	--	--	--
2014-15	Muskegon	USHL	60	3	14	17	35	10		12	0	2	2	8
2015-16	Univ. of Michigan	NCAA	38	0	7	7	16	10		--	--	--	--	--
2016-17	Univ. of Michigan	NCAA	33	1	7	8	18	-5		--	--	--	--	--
2017-18	Univ. of Michigan	NCAA	40	5	22	27	43	0		--	--	--	--	--



RILEY DAMIANI

POSITION: C | **SHOOTS:** R | **HT:** 5'9" | **WT:** 165

DOB: March 20, 2000 | **BIRTHPLACE:** Mississauga, Ontario

DRAFTED: Selected by Dallas in the fifth round (137rd overall) of the 2018 NHL Draft

CAREER STATS

			REGULAR SEASON							PLAYOFFS				
YEAR	TEAM	LEAGUE	GP	G	A	PTS	PIM	+/-		GP	G	A	PTS	PIM
2016-17	Kitchener	OHL	62	9	13	22	29	-15		5	1	1	2	6
2017-18	Kitchener	OHL	64	19	18	37	38	-4		19	5	7	12	10



BRETT DAVIS

POSITION: RW | **SHOOTS:** L | **HT:** 6'1" | **WT:** 190

DOB: June 1, 1999 | **BIRTHPLACE:** Oakbank, Manitoba

DRAFTED: Selected by Dallas in the sixth round (163rd overall) of the 2017 NHL Draft

CAREER STATS

			REGULAR SEASON							PLAYOFFS				
YEAR	TEAM	LEAGUE	GP	G	A	PTS	PIM	+/-		GP	G	A	PTS	PIM
2014-15	Lethbridge	WHL	3	0	1	1	0	-2		--	--	--	--	--
2015-16	Lethbridge	WHL	53	5	4	9	17	-4		5	0	0	0	2
2016-17	Lethbridge	WHL	29	7	4	11	4	-11		--	--	--	--	--
	Kootenay	WHL	30	11	11	22	14	-35		--	--	--	--	--
2017-18	Kootenay	WHL	72	25	33	58	25	-20		--	--	--	--	--



TY DELLANDREA


POSITION: C | **SHOOTS:** R | **HT:** 6'1" | **WT:** 190

DOB: July 21, 2000 | **BIRTHPLACE:** Toronto, Ontario

DRAFTED: Selected by Dallas in the first round (13th overall) of the 2018 NHL Draft

CAREER STATS

			REGULAR SEASON							PLAYOFFS				
YEAR	TEAM	LEAGUE	GP	G	A	PTS	PIM	+/-		GP	G	A	PTS	PIM
2016-17	Flint	OHL	57	13	11	24	26	-12		5	0	1	1	0
	Canada U18	WJC	5	0	0	0	0	0		--	--	--	--	--
2017-18	Flint	OHL	67	27	32	59	48	-30		--	--	--	--	--
	Canada U18	WJC	5	2	3	5	4	5		--	--	--	--	--



CURTIS DOUGLAS

POSITION: C | **SHOOTS:** L | **HT:** 6'9" | **WT:** 245

DOB: March 6, 2000 | **BIRTHPLACE:** Oakville, Ontario

DRAFTED: Selected by Dallas in the fourth round (106th overall) of the 2018 NHL Draft

CAREER STATS

		REGULAR SEASON								PLAYOFFS				
YEAR	TEAM	LEAGUE	GP	G	A	PTS	PIM	+	-	GP	G	A	PTS	PIM
2016-17	Barrie	OHL	53	4	5	9	19	-9		--	--	--	--	--
2017-18	Barrie	OHL	28	7	11	18	37	3		--	--	--	--	--
	Windsor	OHL	38	15	13	28	28	11		6	1	3	4	4



ALBIN ERIKSSON

POSITION: RW | **SHOOTS:** R | **HT:** 6'4" | **WT:** 205

DOB: July 20, 2000 | **BIRTHPLACE:** Bollnas, Sweden

DRAFTED: Selected by Dallas in the second round (44th overall) of the 2018 NHL Draft

CAREER STATS

		REGULAR SEASON								PLAYOFFS				
YEAR	TEAM	LEAGUE	GP	G	A	PTS	PIM	+	-	GP	G	A	PTS	PIM
2017-18	Skelleftea AIK	SHL	17	0	1	1	6	-1		2	0	0	0	0
	Skelleftea AIK J20	SuperElit	38	22	18	40	86	18		3	0	6	6	2
	Skelleftea AIK J18	Allsvenskan	1	0	0	0	2	0		--	--	--	--	--



RHETT GARDNER


POSITION: C | **SHOOTS:** L | **HT:** 6'3" | **WT:** 210

DOB: February 28, 1996 | **BIRTHPLACE:** Moose Jaw, Saskatchewan

DRAFTED: Selected by Dallas in the fourth round (116th overall) of the 2016 NHL Draft

CAREER STATS

		REGULAR SEASON								PLAYOFFS				
YEAR	TEAM	LEAGUE	GP	G	A	PTS	PIM	+	-	GP	G	A	PTS	PIM
2015-16	Univ. of North Dakota	NCAA	41	11	7	18	52	10		--	--	--	--	--
2016-17	Univ. of North Dakota	NCAA	38	8	13	21	69	2		--	--	--	--	--
2017-18	Univ. of North Dakota	NCAA	33	7	13	20	48	6		--	--	--	--	--



LIAM HAWEL

POSITION: C | **SHOOTS:** R | **HT:** 6'4" | **WT:** 190

DOB: April 18, 1999 | **BIRTHPLACE:** Kanata, Ontario

DRAFTED: Selected by Dallas in the fourth round (101st overall) of the 2017 NHL Draft

CAREER STATS

			REGULAR SEASON							PLAYOFFS				
YEAR	TEAM	LEAGUE	GP	G	A	PTS	PIM	+/-		GP	G	A	PTS	PIM
2015-16	Sault Ste. Marie	OHL	65	4	11	15	12	-5		12	0	2	2	2
2016-17	Sault Ste. Marie	OHL	38	6	8	14	18	9		--	--	--	--	--
	Guelph	OHL	28	3	11	14	22	-12		--	--	--	--	--
2017-18	Guelph	OHL	62	14	27	41	31	-5		6	3	3	6	4



FREDRIK KARLSTROM


POSITION: C | **SHOOTS:** L | **HT:** 6'3" | **WT:** 190

DOB: January 12, 1998 | **BIRTHPLACE:** Stockholm, Sweden

DRAFTED: Selected by Dallas in the third round (90th overall) of the 2016 NHL Draft

CAREER STATS

			REGULAR SEASON							PLAYOFFS				
YEAR	TEAM	LEAGUE	GP	G	A	PTS	PIM	+/-		GP	G	A	PTS	PIM
2015-16	AIK J20	SuperElit	44	13	20	33	16	4		6	5	6	11	4
	AIK J18	J18 Elit	8	7	12	19	6	3		--	--	--	--	--
	AIK	Allsvenskan	2	0	0	0	2	-1		--	--	--	--	--
2016-17	AIK	Allsvenskan	45	9	15	24	4	2		--	--	--	--	--
2017-18	Linköping	SHL	35	2	3	5	6	-2		--	--	--	--	--
	Linköping J20	SuperElit	4	2	0	2	4	-3		--	--	--	--	--
	Sweden	WJC	7	1	2	3	0	1		--	--	--	--	--



JERMAINE LOEWEN


POSITION: LW | **SHOOTS:** L | **HT:** 6'4" | **WT:** 220

DOB: January 18, 1998 | **BIRTHPLACE:** Mandeville, Jamaica

DRAFTED: Selected by Dallas in the seventh round (199th overall) of the 2018 NHL Draft

CAREER STATS

			REGULAR SEASON							PLAYOFFS				
YEAR	TEAM	LEAGUE	GP	G	A	PTS	PIM	+/-		GP	G	A	PTS	PIM
2014-15	Kamloops	WHL	37	0	0	0	24	-9		--	--	--	--	--
2015-16	Kamloops	WHL	67	8	7	15	96	-5		7	0	0	0	8
2016-17	Kamloops	WHL	66	6	11	17	115	4		6	1	1	2	10
2017-18	Kamloops	WHL	66	36	28	64	80	15		--	--	--	--	--



JAKE OETTINGER


POSITION: G | **CATCHES:** L | **HT:** 6'5" | **WT:** 220

DOB: December 18, 1998 | **BIRTHPLACE:** Lakeville, Minnesota

DRAFTED: Selected by Dallas in the first round (26th overall) of the 2017 NHL Draft

CAREER STATS

YEAR	TEAM	LEAGUE	REGULAR SEASON										PLAYOFFS				
			GP	W	L	O	SO	GA	SV%	GAA			GP	W	L	SV%	GAA
2014-15	USA U-17	NTDP	29	--	--	--	2	--	.916	2.57			--	--	--	--	--
	USA U-17	NATOUR	3	--	--	--	0	--	.934	1.34			--	--	--	--	--
2015-16	USA U-18	NTDP	37	--	--	--	2	--	.908	2.38			--	--	--	--	--
	United States	USHL	15	--	--	--	1	--	.919	2.24			--	--	--	--	--
	United States	Five Nations	2	--	--	--	0	--	.911	1.50			--	--	--	--	--
2016-17	Boston College	NCAA	35	21	11	3	4	75	.927	2.11			--	--	--	--	--
2017-18	Boston College	NCAA	38	21	13	4	5	95	.915	2.45			--	--	--	--	--



JACOB PETERSON

POSITION: C | **SHOOTS:** L | **HT:** 6'1" | **WT:** 170

DOB: July 19, 1999 | **BIRTHPLACE:** Lidköping, Sweden

DRAFTED: Selected by Dallas in the fifth round (132nd overall) of the 2017 NHL Draft

CAREER STATS

YEAR	TEAM	LEAGUE	REGULAR SEASON										PLAYOFFS				
			GP	G	A	PTS	PIM	+/-					GP	G	A	PTS	PIM
2015-16	Frolunda U18	SHL Jr.	33	13	13	26	20	--					--	--	--	--	--
2016-17	Frolunda Jr.	SJL Jr.	44	15	12	27	8	--					--	--	--	--	--
	Sweden U18	Five Nations	4	1	0	1	0	--					--	--	--	--	--
	Sweden U18	WJC	7	1	1	2	2	--					--	--	--	--	--
2017-18	Frolunda	SHL	9	0	0	0	0	-1					--	--	--	--	--
	Frolunda	SuperElit	33	13	21	34	26	3					2	1	2	3	0
	IF Bjorkloven	Allsvenskan	10	3	2	5	2	2					--	--	--	--	--



MICHAEL PRAPAVESSIS

POSITION: D | **SHOOTS:** L | **HT:** 6'2" | **WT:** 185

DOB: January 7, 1996 | **BIRTHPLACE:** Oakville, Ontario

DRAFTED: Selected by Dallas in the fourth round (105th overall) of the 2014 NHL Draft

CAREER STATS

		REGULAR SEASON								PLAYOFFS				
YEAR	TEAM	LEAGUE	GP	G	A	PTS	PIM	+/-		GP	G	A	PTS	PIM
2012-13	Toronto	OJHL	25	2	9	11	2	0		6	0	3	3	2
2013-14	Toronto	OJHL	47	5	49	54	2	0		19	2	13	15	4
2014-15	R.P.I.	NCAA	41	1	7	8	12	-2		--	--	--	--	--
2015-16	R.P.I.	NCAA	40	4	15	19	16	-6		--	--	--	--	--
2016-17	R.P.I.	NCAA	36	2	14	16	34	-28		--	--	--	--	--
2017-18	Cincinnati	ECHL	11	0	2	2	6	2		--	--	--	--	--
	R.P.I.	NCAA	37	0	19	19	18	-10		--	--	--	--	--



MARKUS RUUSU


POSITION: G | **CATCHES:** L | **HT:** 6'3" | **WT:** 180

DOB: August 23, 1997 | **BIRTHPLACE:** Jyväskylä, Finland

DRAFTED: Selected by Dallas in the sixth round (163rd overall) of the 2015 NHL Draft

CAREER STATS

		REGULAR SEASON										PLAYOFFS				
YEAR	TEAM	LEAGUE	GP	W	L	O	SO	GA	SV%	GAA		GP	W	L	SV%	GAA
2014-15	JYP U20	SM-Liiga Jr.	12	--	--	--	--	--	.918	2.96		--	--	--	--	--
	JYP U18	SM-Sarja Jr.	34	--	--	--	--	--	.920	--		--	--	--	--	--
2015-16	JYP Akatemia	Mestis	20	--	--	--	--	--	.900	3.09		--	--	--	--	--
2016-17	JYP Akatemia	Mestis	25	--	--	--	--	--	.886	0.00		--	--	--	--	--
	JYP	SM-Liiga	7	--	--	--	--	--	.938	1.67		--	--	--	--	--
	KooKoo	SM-Liiga	2	--	--	--	--	--	.965	0.99		--	--	--	--	--
2017-18	Ilves	SM-Liiga	11	--	--	--	--	--	.851	3.75		--	--	--	--	--
	Ilves U20	SM-Liiga Jr.	2	--	--	--	--	--	.924	2.50		--	--	--	--	--
	TUTO	Mestis	11	--	--	--	--	--	.900	1.39		--	--	--	--	--
	LeKi	Mestis	7	--	--	--	--	--	.915	1.11		1	--	--	.696	7.00



JAKOB STENQVIST

POSITION: D | **SHOOTS:** R | **HT:** 6'2" | **WT:** 180

DOB: March 17, 1998 | **BIRTHPLACE:** Mora, Sweden

DRAFTED: Selected by Dallas in the sixth round (176th overall) of the 2016 NHL Draft

CAREER STATS

YEAR	TEAM	LEAGUE	REGULAR SEASON							PLAYOFFS				
			GP	G	A	PTS	PIM	+	-	GP	G	A	PTS	PIM
2015-16	MODO J20	SuperElit	36	3	4	7	14	1		2	0	1	0	0
	MODO J18	J18 Allsvenskan	13	6	13	19	12	19		4	2	2	4	2
	MODO J18	J18 Elit	4	4	6	10	2	11		--	--	--	--	--
2016-17	MODO	SHL	41	2	4	6	22	-4		--	--	--	--	--
2017-18	Frolunda	SHL	2	0	0	0	2	0		--	--	--	--	--
	IF Bjorkloven	Allsvenskan	46	5	17	22	16	-3		--	--	--	--	--
	Frolunda J20	SuperElit	0	0	0	0	0	0		2	2	0	2	2



RILEY TUFTE

POSITION: LW | **SHOOTS:** L | **HT:** 6'6" | **WT:** 230

DOB: April 10, 1998 | **BIRTHPLACE:** Coon Rapids, Minnesota

DRAFTED: Selected by Dallas in the first round (25th overall) of the 2016 NHL Draft

CAREER STATS

YEAR	TEAM	LEAGUE	REGULAR SEASON							PLAYOFFS				
			GP	G	A	PTS	PIM	+	-	GP	G	A	PTS	PIM
2015-16	Fargo	USHL	27	10	4	14	30	--		--	--	--	--	--
	Blaine	MN-HS	25	47	31	78	53	--		--	--	--	--	--
2016-17	Minnesota-Duluth	NCAA	37	9	7	16	26	15		--	--	--	--	--
2017-18	Minnesota-Duluth	NCAA	42	16	13	29	36	11		--	--	--	--	--
	USA U20	WJC	7	0	3	3	2	1		--	--	--	--	--

YEAR	POS	RD	#	FROM	YEAR	POS	RD	#	FROM
2018					2011				
Ty Dellandrea	C	1	13	Flint	Jamieson Oleksiak	D	1	14	Northeastern
Albin Eriksson	RW	2	44	Skelleftea Jr.	Brett Ritchie	RW	2	44	Sarnia
Oskar Back	C	3	75	Farjestad Jr.	Emil Molin	C	4	105	Brynas Jr.
Adam Mascherin	LW	4	100	Kitchener	Troy Vance	D	5	135	Victoriaville
Curtis Douglas	C	4	106	Windsor	Matej Stransky	RW	6	165	Saskatoon
Riley Damiani	C	5	137	Kitchener	Jyrki Jokipakka	D	7	195	Ilves Tampere
Dawson Barteaux	D	6	168	Red Deer					
Jermaine Loewen	LW	7	199	Kamloops	2010				
2017					Jack Campbell	G	1	11	U.S. Natl. U-17
Miro Heiskanen	D	1	3	HIFK	Patrik Nemeth	D	2	41	AIK
Jake Oettinger	G	1	26	Boston University	Alexander Guptill	LW	3	77	Orangeville
Jason Robertson	LW	2	39	Kingston	Alex Theriau	D	4	109	Everett
Liam Hawel	C	4	101	Guelph	John Klingberg	D	5	131	Frolunda HC
Jacob Peterson	C	5	132	Frolunda Jr.	2009				
Brett Davis	RW	6	163	Kootenay	Scott Glennie	C	1	8	Brandon
Dylan Ferguson	G	7	194	Kamloops	Alex Chiasson	RW	2	38	Des Moines
2016					Reilly Smith	RW	3	69	St. Michaels
Riley Tufte	LW	1	25	Minnesota HS	Tomas Vincour	C	5	129	Edmonton
Fredrik Karlstrom	C	3	90	Sweden Jr.	Curtis McKenzie	LW	6	159	Penticton
Rhett Gardner	LW	4	116	North Dakota	2008				
Colton Point	G	5	128	Carleton Place	Tyler Beskorowany	G	2	59	Owen Sound
Nicholas Caamano	RW	5	146	Flint	Scott Winkler	C	3	89	Russell Stover
Jakob Stenqvist	D	6	176	Sweden Jr.	Philip Larsen	D	5	149	Frolunda
2015					Matthew Tassone	C	6	176	Swift Current
Denis Gurianov	RW	1	12	Togliatti 2	Mike Bergin D	7	20	9	Smiths Falls
Roope Hintz	LW	2	49	Ilves	2007				
Chris Martenet	D	4	103	London	Nico Sacchetti	C	2	50	Virginia HS
Joseph Cecconi	D	5	133	Muskegon	Sergei Korostin	RW	3	64	Dynamo Mosc.
Markus Russu	G	6	163	JYP Jr.	Colton Sceviour	RW	4	112	Portland
2014					Austin Smith	RW	5	128	The Gunnery
Julius Honka	D	1	14	Swift Current	Jamie Benn	LW	5	129	Victoria
Brett Pollock	LW	2	45	Edmonton	Ondrej Roman	C	5	136	Spokane
Alexander Peters	D	3	75	Plymouth	Michael Neal	LW	5	149	Belleville
Michael Prapavessis	D	4	105	Toronto	Luke Gazdic	LW	6	172	Erie
Brent Moran	G	4	115	Niagara	2006				
Miro Karjalainen	D	5	135	Jokerit	Ivan Vishnevskiy	D	1	27	Rouyn-Noranda
Aaron Haydon	D	6	154	Niagara	Aaron Snow	LW	3	90	Brampton
John Nyberg	LW	6	165	Frolunda	Richard Bachman	G	4	120	Cushing HS
Patrick Sanvido	D	7	195	Windsor	David McIntyre	C	5	138	Newmarket
2013					Max Warn	LW	5	150	IFK Helsinki
Valeri Nichushkin	RW	1	10	Chelyabinsk	2005				
Jason Dickinson	C	1	29	Guelph	Matt Niskanen	D	1	28	Virginia HS
Remi Elie	LW	2	40	London	James Neal	LW	2	33	Plymouth
Philippe Desrosiers	G	2	54	Rimouski	Richard Clune	LW	3	71	Sarnia
Niklas Hansson	D	3	68	Rogle Jr.	Perttu Lindgren	C	3	75	Ilves Jr.
Nicholas Paul	LW	4	101	Brampton	Tom Wandell	F	5	146	Sodertalje Jr.
Cole Ullly	LW	5	131	Kamloops	Matt Watkins	F	5	160	Vernon
Matej Paulovic	LW	5	149	Farjestad	Pat McGann	G	7	223	Team Illinois
Aleksi Makela	D	7	182	Ilves Jr.	2004				
2012					Mark Fistric	D	1	28	Vancouver
Radek Faksa	C	1	13	Kitchener	Johan Fransson	D	2	34	Lulea
Ludwig Bystrom	D	2	43	Modo Jr.	Raymond Sawada	RW	2	52	Nanaimo
Mike Winther	C	2	54	Prince Albert	Niklas Grossmann	D	2	56	Sodertalje Jr.
Devin Shore	C	2	61	Whitby	John Lammers	LW	3	86	Lethbridge
Esa Lindell	D	3	74	Jokerit Jr.	Fredrik Naslund	RW	4	104	Vasteras
Gemel Smith	C	4	104	Owen Sound	Trevor Ludwig	D	6	183	Texas NAHL
Branden Troock	RW	5	134	Seattle	Sergei Kukushin	W	7	218	Minsk Jr.
Henri Kiviahio	G	5	144	Kalpa Jr.	Lukas Vomela	D	8	248	Budejovice
Dmitry Sinityn	D	7	183	U. Mass-Lowell	Matt McKnight	W	9	280	Camrose

DRAFT HISTORY // DALLAS STARS HOCKEY CLUB

YEAR	POS	RD	#	FROM	YEAR	POS	RD	#	FROM
2003					1998				
Loui Eriksson	LW	2	33	Frolunda Jr.	John Erskine	D	2	39	London
Vojtech Polak	W	2	36	Karlovy Vary	Tyler Bouck	RW	2	57	Prince George
B.J. Crombeen	RW	2	54	Barrie	Gabriel Karlsson	C	3	86	HV71 Jr.
Matt Nickerson	D	3	99	Texas NAHL	Pavel Patera	LW	6	153	AIK Sweden
Alexander Naurov	W	4	134	Yaroslavl Jr.	Niko Kapanen	C	6	173	Hameenlinna
Eero Kilpelainen	G	5	144	Kalpa Jr.	Scott Perry	C	7	200	Boston Univ.
Gino Guyer	C	5	165	U. Minnesota	1997				
Francis Wathier	LW	6	185	Hull	Brenden Morrow	LW	1	25	Portland
Drew Bagnall	D	6	195	Battlefords	Roman Lyashenko	C	2	52	Yaroslavl
Elias Granath	D	6	196	Leksand Jr.	Steven Gainey	C	3	77	Kamloops
Niko Vaino	D	8	259	Jokerit Jr.	Marcus Kristoffersson	D	4	105	MoDo
2002					Teemu Elomaa	LW	5	132	TPS
Martin Vagner	D	1	26	Hull	Alexei Timkin	LW	6	160	Yaroslavl
Janos Vas	LW	2	32	Malmo Jr.	Jeff McKercher	D	7	189	Barrie
Tobias Stephan	G	2	34	Chur	Alexei Komarov	D	8	216	Yaroslavl
Manius Holtet	C	2	42	Farjestad Jr.	Brett McLean	C	9	242	Kelowna
Trevor Daley	D	2	43	Sault Ste. Marie	1996				
Geoff Waugh	D	3	78	Kindersley	Richard Jackman	D	1	5	Sault Ste. Marie
Jarkko Immonen	C	4	110	Blues Jr.	Jon Sim	C	3	70	Sarnia
David Bararuk	LW	5	147	Moose Jaw	Mike Hurley	RW	4	90	Tri-City
Kirill Sidorenko	C	6	180	Kurgan	Ryan Christie	LW	5	112	Owen Sound
Bryan Hamm	D	7	210	Peterborough	Evgeny Sybouk	D	5	113	Yaroslavl
Tuomas Mikkonen	LW	8	243	Jyvaskyla	Eoin McInerney	G	7	166	London
Ned Havern	LW	9	273	Boston College	Joel Kwiatkowski	D	8	194	Prince George
2001					Nick Bootland	LW	9	213	Guelph
Jason Bacashihua	G	1	26	Chicago NAHL	1995				
Yared Hagos	C	3	70	AIK Sweden	Jarome Iginla	RW	1	11	Kamloops
Anthony Aquino	RW	3	92	Merrimack	Patrick Cote	LW	2	37	Beaumont
Daniel Volrab	C	4	126	Sparta	Petr Buzek	D	3	63	Dukla Jihlava
Mike Smith	G	5	161	Sudbury	Sergey Gusev	D	3	69	Mayak Samara
Michal Blazek	D	6	167	Vsetin Jr.	Wade Strand	D	5	115	Regina
Jussi Jokinen	F	6	192	Karpas Jr.	Dominic Marleau	D	6	141	Victoriaville
Marco Rosa	C	8	255	Merrimack	Jeff Dewar	RW	7	173	Moose Jaw
Dale Sullivan	RW	9	265	Hull	Anatoli Koveshnikov	LW	8	193	Sokol Kiev
Marek Tomica	C	9	285	Slavia	Sergei Luchinkin	LW	8	202	Dynamo Moscow
2000					Steve Lowe	C	9	219	Sault Ste. Marie
Steve Ott	LW	1	25	Windsor	1994				
Dan Ellis	G	2	60	Omaha	Jason Botterill	LW	1	20	U. Michigan
Joel Lundqvist	C	3	68	Frolunda	Lee Jinman	C	2	46	North Bay
Alexei Tereschenko	C	3	91	Dynamo Mosc.	Jamie Wright	Lw	4	98	Guelph
Vadim Khomitski	D	4	123	HC Moscow	Marty Turco	G	5	124	Cambridge Jr. B
Rustan Bernikov	RW	5	139	Khabarovsk	Evgeny Petrochinin	D	6	150	Spartak
Artem Chernov	C	5	162	Novokuznetsk	Marty Fichel	RW	9	228	Tacoma
Ladislav Vlcek	LW	6	192	Kladno	Jimmy Roy	C	10	254	Thunder Bay
Marco Tuokko	C	7	219	TPS	Chris Szysky	RW	11	280	Swift Current
Antti Miettinen	C	7	224	Hameenlinna	1993				
1999					Todd Harvey	C	1	9	Detroit
Michael Ryan	C	2	32	Boston Col. HS	Jamie Langenbrunner	C	2	35	Cloquet HS
Dan Jancevski	D	2	66	London	Chad Lang	G	4	87	Peterborough
Mathias Jarnqvist	C	3	96	Rogle Sweden	Rick Mrozik	D	6	136	Cloquet HS
Jeff Bateman	C	4	126	Brampton	Per Svartvadet	LW	6	139	MoDo
Gregor Baumgartner	C	5	156	Acadie-Bathurst	Jeremy Stasiuk	RW	7	165	Spokane
Justin Cox	RW	6	184	Prince George	Rob Lurtsema	LW	8	191	Burnsville HS
Brett Draney	LW	6	186	Kamloops	Jordan Willis	G	10	243	London
Jeff MacMillan	D	7	215	Oshawa	Bill Lang	RW	10	249	North Bay
Brian Sullivan	D	8	243	Thayer Academy	Cory Peterson	D	11	269	Jefferson HS
Jamie Chamberlain	RW	9	265	Peterborough	1992				
Mihail Donika	D	9	272	Yaroslavl Russia	Jarkko Varvio	RW	2	34	HPK

YEAR	POS	RD	#	FROM	YEAR	POS	RD	#	FROM
Jeff Bes	C	3	58	Guelph	John Weisbrod	C	4	73	Choate Prep
Jere Lehtinen	RW	4	88	Espoo	Teppo Kivela	C	5	88	Jokerit
Michael Johnson	D	6	130	Ottawa	D'arcy Norton	LW	6	109	Kamloops
Kyle Peterson	C	7	154	Thunder Bay	Timo Kulonen	D	7	130	Kalpa
Juha Lind	C	8	178	Jokerit	Don Schmidt	D	8	151	Kamloops
Lars Edstrom	LW	9	202	Lulea	Jarmo Myllys	G	9	172	Lukko
Jeff Romfo	C	10	226	Blaine HS	Larry Olimb	D	10	193	Warroad (MN)
Jeffrey Moen	G	11	250	Roseville	Mark Felicio	G	11	214	Northwood Prep
					Dave Shields	C	12	235	Univ. of Denver
1991									
Richard Matvichuk	D	1	8	Saskatoon					
Mike Torchia	G	4	74	Kitchener	Warren Babe	LW	1	12	Lethbridge
Mike Kennedy	LW	5	97	Univ. of B.C.	Neil Wilkinson	D	2	30	Selkirk
Mark Lawrence	RW	6	118	Detroit Amb.	Dean Kolstad	D	2	33	Prince Albert
Geoff Finch	G	7	137	Brown Univ.	Rick Bennett	LW	3	54	Wilbraham Prep
Michael Burkett	LW	8	174	Michigan St.	Rob Zettler	D	3	55	Sault Ste. Marie
Derek Herlofsky	G	9	184	St. Paul Jr. A	Brad Turner	D	3	58	Calgary Midget
Tom Nemeth	LW	10	206	Cornwall	Kirk Tomlinson	C	4	75	Hamilton
Shayne Green	RW	11	228	Kamloops	Jari Gronstrand	D	5	96	Tappara
Jukka Suomalainen	D	12	250	Grifka	Scott Mathias	C	8	159	Univ. of Denver
					Lance Pitlick	D	9	180	Cooper HS
1990									
Derian Hatcher	D	1	8	North Bay	Dan Kecmer	D	10	201	Detroit
Laurie Billeck	D	3	50	Prince Albert	Garth Joy	D	11	222	Hamilton
Cal McGowan	C	4	70	Kamloops	Kurt Stahura	LW	12	243	Williston
Frank Kovacs	LW	4	71	Regina Pats					
Enrico Ciccone	D	5	92	Trois-Rivieres	1985				
Roman Turek	G	6	113	Czech Nat. Jr.	Stephane Roy	C	3	51	Grandy Bisons
Jeff Levy	G	7	134	Rochester	Mike Berger	D	4	69	Lethbridge
Doug Barrault	RW	8	155	Lethbridge	Dwight Mullins	C	5	90	Lethbridge
Joe Biondi	C	9	176	Minn.-Duluth	Michael Mallowney	D	6	111	Deerfield Acad.
Troy Binnie	RW	10	197	Ottawa	Michael Kelfer	C	7	132	St. John's Prep
Ole Dahlstrom	C	11	218	Furuset	Ross Johnson	C	8	153	Rochester Mayo
John Mckersie	G	12	239	W. Madison HS	Tim Helmer	C	9	174	Ottawa 67's
					Gordon Ernst	C	10	195	Cranston E. HS
					Ladislav Lubina	LW	11	216	Parbudice
1989									
Doug Zmolek	D	1	8	Rochester JM	Tommy Sjodin	D	12	237	Timra
Mike Craig	RW	2	28	Oshawa 67's					
Murray Garbutt	C	3	60	Medicine Hat	1984				
Jean-Francois Quintin	C	4	75	Shawinigan	David Quinn	D	1	13	Kent HS
Pat MacLeod	D	5	87	Kamloops	Ken Hodge	C	3	46	St. John's Prep
Bryan Schoen	G	5	91	Minnesota HS	Miroslav Maly	D	4	76	Bayreuth
Rhys Hollyman	D	5	97	Miami of Ohio	Jiri Poner	RW	5	89	Landshut
Scott Cashman	G	6	112	Kanata BCJHL	Kari Takko	G	5	97	Finnish Oly
Jonathon Pratt	C	8	154	Pingree Prep	Gary McColgan	LW	6	118	Oshawa
Kenneth Blum	C	9	175	St. Joseph's HS	Vladimir Kyhos	D	7	139	Litinov
Arturs Irbe	G	10	196	Dynamo Riga	Darin MacInnis	G	8	160	Kent HS
Tom Pederson	D	11	217	Univ. of Minn.	Duane Wahlin	RW	9	181	Johnson HS
Helmut Balderis	RW	12	238	Did not play	Michael Orn	C	10	201	Stillwater HS
					Tom Terwilliger	D	11	222	Edina HS
					Mike Nightengale	D	12	242	Simley HS
1988									
Mike Modano	C	1	1	Prince Albert	1983				
Link Gaetz	D	2	40	Spokane	Brian Lawton	C	1	1	Mt. St. Charles
Shaun Kane	D	3	43	Springfield	Malcolm Parks	RW	2	36	St. Albert Tier II
Jeffrey Stolz	G	4	64	Greenway HS	Frantisek Musil	D	2	38	Czech Natl.
Ken MacArthur	D	8	148	Univ. of Denver	Mitch Messier	C	3	57	Notre Dame
Travis Richards	D	9	169	Armstrong HS	Brian Durand	C	4	78	Cloquet HS
Ari Mattilainen	RW	10	190	Assat Pori	Rich Geist	C	5	99	St. Paul Acad.
Grant Bischoff	LW	11	211	Univ. of Minn.	Tom McComb	D	6	120	Mt. St. Charles
Trent Andison	LW	12	232	Cornell	Sean Toomey	C	7	141	Cretin HS
					Don Biggs	C	8	161	Oshawa
1987									
Dave Archibald	C	1	6	Portland	Paul Pulis	RW	9	183	Hibbing HS
Scott McCrady	D	2	35	Medicine Hat	Milos Riha	LW	10	204	Czech
Kevin Kaminski	C	3	48	Saskatoon	Oldrich Valek	RW	11	221	Czech Natl.
					Paul Roff	RW	12	246	Edina HS

DRAFT HISTORY // DALLAS STARS HOCKEY CLUB

YEAR	POS	RD	#	FROM	YEAR	POS	RD	#	FROM
1982					Dave Semenko	LW	2	25	Brandon
Brian Bellows	RW	1	2	Kitchener	Kevin McCloskey	D	4	61	Calgary
Wally Chapman	C	3	59	Edina HS	Robert Parent	D	5	79	Kingston
Bob Rouse	D	4	80	Billings	Jamie Gallimore	RW	6	97	Kamloops
Dusan Pasek	C	4	81	Bratistava	Jean-Pierre Sanvido	G	7	115	Trois Rivieres
Marty Wiitala	C	5	101	Superior HS	Greg Tebbutt	D	8	130	Regina
Todd Carlile	D	6	122	North St. Paul	Keith Hanson	D	9	145	Austin, MN
Viktor Zhluktov	LW	7	143	CSKA Moscow	1976				
Paul Miller	D	8	164	Crookston HS	Glen Sharpley	C	1	3	Hull
Pat Micheletti	C	9	185	Hibbing HS	Jim Roberts	LW	2	31	Ottawa
Arnold Kadlec	D	10	206	CHZ Litomerice	Don Jackson	D	3	39	Notre Dame
Scott Knutson	C	11	227	Warroad HS	Ron Zanussi	RW	3	51	London
1981					Mike Fedorko	D	4	57	Hamilton
Ron Meighan	D	1	13	Niagara Falls	Phil Verchota	C	5	75	Univ. of Minn.
Dave Donnelly	C	2	27	St. Alber, Alta.	Dave Delich	C	6	93	Colorado Coll.
Mike Sands	G	2	31	Sudbury	Jeff Barr	D	7	110	Michigan St.
Tom Hirsch	D	2	33	Patrick Henry HS	1975				
Dave Preuss	RW	2	34	St. Thomas Acad.	Bryan Maxwell	D	1	4	Medicine Hat
Jali Wahlsten	LW	2	41	TPS Finland	Paul Harrison	G	3	40	Oshawa
Terry Tait	LW	4	69	Sault Ste. Marie	Alex Pirus	RW	3	41	Notre Dame
Jim Malwitz	C	4	76	Grand Rapids	Steve Jensen	LW	4	58	Michigan Tech
Kelly Hubbard	D	5	97	Portland	David Norris	LW	5	76	Hamilton
Paul Guay	RW	6	118	Mt. St. Charles	Greg Clause	RW	6	94	Hamilton
Jim Archibald	RW	7	139	Moose Jaw	Francois Robert	D	7	112	Sherbrooke
Kari Kanervo	C	8	160	TPS	Dean Magee	LW	8	130	Colorado Coll.
Scott Bjugstad	C	9	181	Univ. of Minn.	Terry Angel	RW	9	147	Oshawa
Steve Kudebeh	G	10	202	Breck HS	Michael Blais	D	10	163	Kingston
1980					Earl Sargent	RW	11	177	Fargo, ND
Brad Palmer	LW	1	16	Victoria	Gilles Cloutier	G	12	190	Shawinigan
Don Beaupre	G	2	37	Sudbury	1974				
Randy Velischek	D	3	53	Providence Coll.	Doug Hicks	D	1	6	Flin Flon
Mark Huglen	D	4	79	Roseau HS	Rich Nantais	LW	2	24	Quebec
David Jensen	D	5	100	Univ. of Minn.	Pete LoPresti	G	3	42	Univ. of Denver
Dan Zavarise	D	6	121	Cornwall	Kim MacDougall	D	4	60	Regina
Bill Stewart	RW	7	142	Univ. of Denver	Ron Ashton	LW	5	78	Saskatoon
Jeff Walters	RW	8	163	Peterborough	John Sheridan	C	6	96	Univ. of Minn.
Bob Lakso	LW	9	184	Aurora-Hoyt HS	Dave Heitz	G	7	114	Fargo, ND
Dave Richter	D	10	205	Univ. of Michigan	Roland Eriksson	C	8	131	Tunabro
1979					Dave Staffen	C	9	148	Ottawa
Craig Hartsburg	D	1	6	Sault Ste. Marie	Brian Anderson	D	10	164	New Westminster
Tom McCarthy	LW	1	10	Oshawa	Duane Bray	D	11	179	Flin Flon
Neal Broten	C	2	42	Univ. of Minn.	Don Hay	RW	12	193	New Westminster
Kevin Maxwell	C	3	63	U. of N. Dakota	Brian Holderness	G	13	205	Saskatoon
Jim Dobson	RW	5	90	Portland	Frank Taylor	D	14	215	Brandon
Brian Gualazzi	RW	6	111	Sault Ste. Marie	Jeff Hymanson	D	15	222	St. Cloud, MN
1978					1973				
Bobby Smith	C	1	1	Ottawa	Blake Dunlop	C	2	18	Ottawa
Steve Payne	LW	2	19	Ottawa	John Rogers	RW	2	25	Edmonton
Steve Christoff	LW	2	24	Univ. of Minn.	Rick Chinnick	RW	3	41	Peterborough
Curt Giles	D	4	54	Minn.-Duluth	Tom Colley	C	4	57	Sudbury
Roy Kerling	C	5	70	Cornell	Lowell Ostlund	D	5	73	Saskatoon
Bob Bergloff	D	6	87	Univ. of Minn.	David Lee	LW	6	89	Ottawa
Kim Spencer	D	7	104	Victoria	Lou Nistico	C	7	105	London
Mike Cotter	D	8	121	Bowling Green	George Beveridge	D	8	121	Kitchener
Brent Gogol	RW	9	138	Billings	Jim Johnston	C	9	136	Peterborough
Mark Seide	LW/D	10	155	Bloomington, MN	Sam Clegg	G	10	152	Medicine Hat
1977					Russ Wiechnik	C	11	161	Calgary
Brad Maxwell	D	1	7	New Westminster	Max Hansen	LW	11	163	Sudbury
1972									

YEAR	POS	RD	#	FROM	YEAR	POS	RD	#	FROM
Jerry Byers	LW	1	12	Kitchener	Henry Lehvonen	D	5	62	Kitchener
Terry Ryan	C	3	44	Hamilton	Murray McNeill	LW	6	76	Calgary
Tom Thomson	D	4	60	Toronto	Gary Geldart	D	7	89	London
Chris Ahrens	D	5	76	Kitchener	Mickey Donaldson	LW	8	101	Peterborough
Steve West	C	6	92	Oshawa					
Chris Meloﬀ	D	7	108	Kitchener	1969				
Scott MacPhail	Rw	8	116	Montreal Jr.	Dick Redmond	D	1	5	St. Catharines
Bob Lundeen	D	8	124	Univ. of Wisc.	Dennis O'Brien	D	2	14	St. Catharines
Glen Mikkelsen	RW	9	140	Brandon	Gilles Gilbert	G	3	25	London
Steve Lyon	D	10	145	Peterborough	Fred O'Donnell	RW	4	37	Oshawa
Juri Kudrovov	C	10	147	Kitchener	Pierre Jutras	LW	5	49	Shawinigan
Marcel Comeau	C	10	148	Edmonton	Bob Walton	C	6	61	Niagara Falls
					Rick Thompson	D	7	72	Niagara Falls
					Cal Russell	RW	8	78	Hamilton
1971									
Rod Norrish	LW	2	21	Regina					
Ron Wilson	D	3	35	Flin Flon	1968				
Mike Legge	LW	4	49	Winnipeg	Jim Benzelock	RW	1	5	Winnipeg
Brian McBratney	D	5	63	St. Catharines	Marc Rioux	C	2	15	Verdun
Al Globensky	D	6	77	Montreal Jr.	Glen Lindsay	G	3	22	Saskatoon
Bruce Abbey	D	7	91	Peterborough					
Russ Frieson	LW	8	105	Hamilton	1967				
Mike Antonovich	C	12	113	Univ. of Minn.	Wayne Cheesman	LW	1	4	Whitby Jr. B
Richard Coutu	G	15	117	Rosemount	Jacques Joubert	C	1	10	Boston Univ.
1970									
Buster Harvey	D	2	17	Hamilton					
Fred Barrett	D	2	20	Toronto					
Dennis Patterson	D	3	34	Peterborough					
Dave Cressman	LW	4	48	Kitchener					



RESERVE LIST // DALLAS STARS HOCKEY CLUB

NO.	PLAYER	POS.	SHOOTS	HT.	WT.	D.O.B.	BIRTHPLACE	HOW ACQUIRED
	Oskar Back	C	L	6'3"	200	3/12/2000	Karlstad, Sweden	Drafted by Dallas (3rd rd., 75th overall) in 2018
65	Dawson Barteaux	D	R	6'1"	185	1/12/2000	Foxwarren, Man.	Drafted by Dallas (6th rd., 168th overall) in 2018
44	Gavin Bayreuther	D	L	6'1"	195	5/12/1994	Canaan, N.H.	Signed as a free agent on March 15, 2017
14	Jamie Benn	LW	L	6'2"	205	7/18/1989	Victoria, B.C.	Drafted by Dallas (5th rd., 129th overall) in 2007
10	Nicholas Caamano	RW	L	6'2"	195	9/7/1998	Ancaster, Ont.	Drafted by Dallas (5th rd., 146th overall) in 2016
51	Tony Calderone	RW	R	6'0"	195	10/15/1994	Trenton, Mich.	Signed as a free agent on April 9, 2018
	Joseph Ceconi	D	R	6'2"	210	5/23/1997	Youngstown, N.Y.	Drafted by Dallas (5th rd., 133rd overall) in 2015
15	Blake Comeau	RW	R	6'1"	200	2/18/1986	Meadow Lake, Sask.	Signed by Dallas as a free agent on July 1, 2018
27	Erik Condra	RW	R	5'11"	185	8/6/1986	Trenton, Mich.	Signed as a free agent on July 1, 2018
70	Riley Damiani	C	R	5'9"	165	3/20/2000	Mississauga, Ont.	Drafted by Dallas (5th rd., 137th overall) in 2018
74	Brett Davis	RW	L	6'1"	190	6/1/1999	Oakbank, Man.	Drafted by Dallas (6th rd., 163rd overall) in 2017
60	Ty Dellandrea	C	R	6'1"	190	7/21/2000	Toronto, Ont.	Drafted by Dallas (1st rd., 13th overall) in 2018
16	Jason Dickinson	C	L	6'2"	200	7/4/1995	Georgetown, Ont.	Drafted by Dallas (1st rd., 29th overall) in 2013
75	Curtis Douglas	C	L	6'9"	245	3/6/2000	Oakville, Ont.	Drafted by Dallas (4th rd., 106th overall) in 2018
37	Justin Dowling	C	L	5'10"	180	10/1/1990	Calgary, Alta.	Signed as a free agent on March 26, 2014
40	Remi Elie	LW	L	6'1"	215	4/16/1995	Cornwall, Ont.	Drafted by Dallas (2nd rd., 40th overall) in 2013
	Albin Eriksson	RW	R	6'5"	205	7/20/2000	Bollnas, Sweden	Drafted by Dallas (2nd rd., 44th overall) in 2018
12	Radek Faksa	C	L	6'3"	220	1/9/1994	Vitkov, Czech Republic	Drafted by Dallas (1st rd., 13th overall) in 2012
	Rhett Gardner	C/LW	L	6'3"	210	2/28/1996	Moose Jaw, Sask.	Drafted by Dallas (4th rd., 116th overall) in 2016
63	Ben Gleason	D	L	6'1"	185	3/25/1998	Ortonville, Mich.	Signed by Dallas as a free agent on Sept. 13, 2018
34	Denis Gurianov	RW	L	6'2"	195	6/7/1997	Togliatti, Russia	Drafted by Dallas (1st rd., 12th overall) in 2015
39	Joel Hanley	D	L	5'11"	190	6/8/1991	Keswick, Ont.	Signed by Dallas as a free agent on July 1, 2018
49	Niklas Hansson	D	R	6'1"	190	1/8/1995	Helsingborg, Sweden	Drafted by Dallas (3rd rd., 68th overall) in 2013
11	Martin Hanzal	C	R	6'6"	230	2/20/1987	Pisek, Czech Republic	Signed as a free agent on Sept. 1, 2017
57	Liam Hawel	C	R	6'4"	190	4/18/1999	Kanata, Ont.	Drafted by Dallas (4th rd., 101st overall) in 2017
48	Dillon Heatherington	D	L	6'4"	225	5/9/1995	Calgary, Alta.	From Columbus for Lauri Korpikoski on March 1, 2017
4	Miro Heiskanen	D	L	6'1"	185	7/18/1999	Espoo, Finland	Drafted by Dallas (1st rd., 3rd overall) in 2017
24	Roope Hintz	LW	L	6'3"	215	11/17/1996	Tampere, Finland	Drafted by Dallas (2nd rd., 49th overall) in 2015
6	Julius Honka	D	R	5'11"	180	12/3/1995	Jyväskylä, Finland	Drafted by Dallas (1st rd., 14th overall) in 2014
13	Mattias Janmark	C	L	6'1"	195	12/8/1992	Stockholm, Sweden	From Detroit with Mattias Backman and a 2015 2nd rd. pick, for Erik Cole and a 2015 3rd rd. pick on March 1, 2015
28	Stephen Johns	D	R	6'4"	225	4/18/1992	Ellwood City, Pa.	From Chicago with P. Sharp, for T. Daley and R. Garbutt on July 12, 2015
	Fredrik Karlstrom	C	L	6'3"	190	1/12/1998	Stockholm, Sweden	Drafted by Dallas (3rd rd., 90th overall) in 2016
3	John Klingberg	D	R	6'2"	180	8/14/1992	Gothenburg, Sweden	Drafted by Dallas (5th rd., 131st overall) in 2010
38	Joel L'Esperance	RW	R	6'2"	210	8/18/1995	Brighton, Mich.	Signed as a free agent on July 1, 2018
23	Esa Lindell	D	L	6'3"	215	5/23/1994	Vantaa, Finland	Drafted by Dallas (3rd rd., 74th overall) in 2012
71	Jermaine Loewen	LW	L	6'4"	220	1/18/1998	Mandeville, Jamaica	Drafted by Dallas (7th rd., 199th overall) in 2018
42	Chris Martenet	D	L	6'8"	225	9/25/1996	St. Louis, Mo.	Drafted by Dallas (4th rd., 103rd overall) in 2015
22	Adam Mascherin	LW	L	5'10"	200	6/6/1998	Maple, Ont.	Drafted by Dallas (4th rd., 100th overall) in 2018
20	Michael Mersch	LW	L	6'2"	215	10/2/1992	Park Ridge, Ill.	Signed by Dallas as a free agent on July 1, 2018
33	Marc Methot	D	L	6'4"	230	6/21/1985	Ottawa, Ont.	From Vegas for a 2020 2nd rd. pick and Dylan Ferguson on June 26, 2017
43	Valeri Nichushkin	RW	L	6'4"	210	3/4/1995	Chelyabinsk, Russia	Drafted by Dallas (1st rd., 10th overall) in 2013
36	John Nyberg	D	L	6'3"	195	7/14/1996	Lundby, Sweden	Drafted by Dallas (6th rd., 165th overall) in 2014
	Jacob Peterson	C	L	6'1"	170	7/19/1999	Lidköping, Sweden	Drafted by Dallas (5th rd., 132nd overall) in 2017
18	Tyler Pittlick	C	R	6'2"	200	11/1/1991	Minneapolis, Minn.	Signed as a free agent on July 1, 2017
45	Roman Polak	D	R	6'2"	240	4/28/1986	Ostrava, Czech Republic	Signed by Dallas as a free agent on July 1, 2018
	Michael Prapavessis	D	L	6'2"	185	1/7/1996	Oakville, Ont.	Drafted by Dallas (4th rd., 105th overall) in 2014
47	Alexander Radulov	RW	L	6'1"	205	7/5/1986	Nizhny Tagil, Russia	Signed as a free agent on July 1, 2017

NO.	PLAYER	POS.	SHOOTS	HT.	WT.	D.O.B.	BIRTHPLACE	HOW ACQUIRED
25	Brett Ritchie	RW	R	6'4"	220	7/1/1993	Orangeville, Ont.	Drafted by Dallas (2nd rd., 44th overall) in 2011
52	Jason Robertson	LW	L	6'2"	195	7/22/1999	Arcadia, Calif.	Drafted by Dallas (2nd rd., 39th overall) in 2017
50	Reece Scarlett	D	R	6'1"	180	3/31/1993	Sherwood Park, Alta.	From Florida for Ludwig Bystrom, November 10, 2017
91	Tyler Seguin	C	R	6'1"	200	1/31/1992	Brampton, Ont.	From Boston w/R. Peverley for L. Eriksson, M. Fraser, R. Smith and J. Morrow on July 4, 2013
17	Devin Shore	C	L	6'1"	205	7/19/1994	Ajax, Ont.	Drafted by Dallas (2nd rd., 61st overall) in 2012
46	Gemel Smith	C	L	5'11"	195	4/16/1994	Toronto, Ont.	Drafted by Dallas (4th rd., 104th overall) in 2012
90	Jason Spezza	C	R	6'3"	215	6/13/1983	Toronto, Ont.	From Ottawa w/L. Karlsson, for A. Chiasson, N. Paul, A. Guptill and a 2015 2nd rd. pick
73	Jakob Stenqvist	D	R	6'2"	180	3/17/1998	Mora, Sweden	Drafted by Dallas (6th rd., 176th overall) in 2016
	Riley Tufte	LW	L	6'6"	230	4/10/1998	Coon Rapids, Minn.	Drafted by Dallas (1st rd., 25th overall) in 2016
62	Ondrej Vala	D	L	6'4"	210	4/13/1998	Kolin, Czech Republic	Signed as a free agent on Sept. 29, 2016

NO.	PLAYER	POS.	CATCHES	HT.	WT.	D.O.B.	BIRTHPLACE	HOW ACQUIRED
30	Ben Bishop	G	L	6'7"	215	11/21/1986	Denver, Colo.	From Los Angeles for a 2017 4th rd. pick
41	Landon Bow	G	L	6'5"	210	8/25/1995	St. Albert, Alta.	Signed as a free agent on March 10, 2017
31	Philippe Desrosiers	G	L	6'1"	200	8/16/1995	St. Hyacinthe, Que.	Drafted by Dallas (2nd rd., 54th overall) in 2013
35	Anton Khudobin	G	L	5'11"	200	5/7/1986	Ust-Kamenogorsk, Kazakhstan	Signed as a free agent on July 1, 2018
	Jake Oettinger	G	L	6'5"	220	12/18/1998	Lakeville, Minn.	Drafted by Dallas (1st rd., 26th overall) in 2017
32	Colton Point	G	L	6'4"	235	3/7/1998	North Bay, Ont.	Drafted by Dallas (5th rd., 128th overall) in 2016
	Markus Ruusu	G	L	6'3"	180	8/23/1997	Jyvaskyla, Finland	Drafted by Dallas (6th rd., 163rd overall) in 2015





OPPONENTS



ANAHEIM DUCKS

PACIFIC DIVISION | WEST

2017-18 RECORD: 44-25-13, 5TH WEST



DUCKS INFORMATION

Founded - 1993-94

Home Arena - Honda Center

Stanley Cups - 2007

Exec. VP and General Manager - Bob Murray

Head Coach - Randy Carlyle

Assistant Coaches - Joe Piscotty, Marty Wilford, Mark Morrison, Rich Preston

Goaltending Coach - Sudarshan Maharaj

P.R. Representatives - Alex Gilchrist, Steve Hoem, Keren Lynch

TV Play-By-Play - John Ahlers

TV Color Analyst - Brian Hayward

Radio Play-By-Play - Steve Carroll

Radio Color Analyst - Dan Wood

YEAR BY YEAR LAST 20 YRS

YEAR	HOME	ROAD	TOT	GF-GA
1998-99	2-0-1	2-1-0	4-1-1	19-12
1999-00	2-1-0	1-2-0	3-3-0	15-17
2000-01	3-0-0	2-0-0	5-0-0	20-5
2001-02	0-2-0	1-1-1	1-3-1	10-15
2002-03	2-1-0	1-0-1	3-1-1	13-8
2003-04	2-0-1	0-2-1	2-2-2	14-13
2004-05	-	-	-	-
2005-06	3-1-0	3-0-1	6-1-1	25-17
2006-07	3-1-0	1-2-1	4-3-1	16-21
2007-08	3-1-0	2-1-1	5-2-1	24-14
2008-09	1-1-1	2-0-1	3-1-2	19-15
2009-10	3-0-0	1-1-1	4-1-1	18-15
2010-11	1-1-1	1-1-1	2-2-2	16-21
2011-12	3-0-0	2-1-0	5-1-0	18-11
2012-13	1-1-1	1-1-0	2-2-1	9-12
2013-14	1-0-0	1-1-0	2-1-0	11-9
2014-15	0-1-1	1-0-0	1-1-1	6-5
2015-16	1-0-0	0-2-0	1-2-0	7-10
2016-17	2-0-0	0-1-0	2-1-0	10-6
2017-18	1-0-0	0-2-0	1-2-0	5-8
TOTALS	43-12-6	28-24-9	71-36-15	354-282

STARS VS DUCKS

2017-18 POINTS LEADER

Rickard Rakell (34-35=69)

LONGEST STREAKS

Dallas Win: 9 games

Dec. 22, 1993 - March 28, 1996

Anaheim Win: 3 games (3 times)

Last: March 14, 2013 - April 3, 2013

Dallas Undefeated: 9 games

Dec. 22, 1993 - March 28, 1996 (9-0-0)

Anaheim Undefeated: 4 games (4 times)

Last: March 29, 2010 - Nov. 12, 2010 (3-0-1)

MOST GOALS IN A GAME

By Dallas: 9, Feb. 1, 1995 (9-2 W)

By Anaheim: 6 (2x), last Oct. 20, 2013 (3-6 L)

Combined: 11, Feb. 1, 1995 (9-2 W)

LAST SHUTOUT

By Dallas: April 8, 2015 (4-0 W, Enroth)

By Anaheim: February 21, 2018 (0-2 L, Miller)

OT/SHOOTOUT/PENALTY SHOT

OT Record vs. ANA: 3-6-5

Shootout Record vs. ANA: 4-5

Last Penalty Shot vs. ANA: Benn, Nov. 12, 2010 (Hiller), Unsuccessful

LAST HAT TRICK

By Dallas: L. Eriksson, Dec. 31, 2009

By Anaheim: Koivu, Jan. 10, 2012

2018-19 SCHEDULE VS DUCKS

Oct. 13 vs. Anaheim

Oct. 25 vs. Anaheim

Dec. 12 at Anaheim

*Note: All records reflect full franchise histories





ARIZONA COYOTES

PACIFIC DIVISION | WEST

2017-18 RECORD: 29-41-12, 15TH WEST

STARS VS COYOTES

2017-18 POINTS LEADER

Clayton Keller (23-42=65)

LONGEST STREAKS

Dallas Win: 8 games

Dec. 26, 1979 - Nov. 18, 1981

Arizona Win: 6 games

Jan. 10, 2009 - Jan. 31, 2010

Dallas Undeclared: 10 games

Dec. 1, 1979 - Nov. 27, 1981 (8-0-2)

Arizona Undeclared: 8 games

Dec. 10, 2008 - Jan. 31, 2010 (7-0-1)

MOST GOALS IN A GAME

By Dallas: 15, Nov. 11, 1981 (15-2 W)

By Arizona: 8 (2x), Last: March 26, 1996 (2-8 L)

Combined: 17, Nov. 11, 1981 (15-2 W)

LAST SHUTOUT

By Dallas: Dec. 31, 2014 (6-0 W, Lehtonen)

By Arizona: Feb. 2, 2013 (0-2 L, Smith)

OT/SHOOTOUT/PENALTY SHOT

OT Record vs. ARI: 7-4-11

Shootout Record vs. ARI: 6-3

Last Penalty Shot vs. ARI: Eriksson, Dec. 26, 2010
(LaBarbera), Unsuccessful

LAST HAT TRICK

By Dallas: Kapanen, Feb. 9, 2006

By Arizona: Carcillo, April 4, 2008

2018-19 SCHEDULE VS COYOTES

Oct. 4 vs. Arizona

Feb. 4 vs. Arizona

Feb. 9 at Arizona

COYOTES INFORMATION

Founded - 1979-80 (Winnipeg)/1996-97 (Phoenix/Arizona)

Home Arena - Gila River Arena

Stanley Cups - None

Pres., Hockey Operations and General Manager - John Chayka

Head Coach - Rick Tocchet

Assistant Coaches - John MacLean, Scott Allen

Goaltending Coach - Corey Schwab

Video Coach - Steve Peters

P.R. Representatives - Richard Nairn, Greg Dillard, Jeffrey Sanders

TV Play-By-Play - Matt McConnell

TV Color Analyst - Tyson Nash

Radio Play-By-Play - Bob Heethuis

Radio Color Analyst - Paul Bissonnette

YEAR BY YEAR LAST 20 YRS

YEAR	HOME	ROAD	TOT	GF-GA
1998-99	2-1-0	2-1-0	4-2-0	11-10
1999-00	0-2-1	3-0-0	3-2-1	19-14
2000-01	0-1-1	1-1-1	1-2-2	12-15
2001-02	2-1-0	1-1-0	3-2-0	15-16
2002-03	1-0-1	2-0-1	3-0-2	17-8
2003-04	1-1-1	1-2-0	2-3-1	16-20
2004-05	-	-	-	-
2005-06	2-2-0	3-1-0	5-3-0	25-22
2006-07	3-1-0	4-0-0	7-1-0	29-15
2007-08	1-3-0	2-2-0	3-5-0	18-27
2008-09	1-2-0	1-0-2	2-2-2	13-15
2009-10	1-1-1	1-2-0	2-3-1	15-14
2010-11	1-1-1	1-1-1	2-2-2	14-15
2011-12	2-1-0	1-1-1	3-2-1	11-15
2012-13	2-0-0	0-2-0	2-2-0	8-10
2013-14	1-0-0	1-1-0	2-1-0	6-4
2014-15	2-0-0	1-0-0	3-0-0	13-4
2015-16	1-0-0	0-2-0	1-2-0	8-10
2016-17	2-0-0	1-0-0	3-0-0	11-6
2017-18	1-0-0	2-0-0	3-0-0	12-6
TOTALS	47-30-11	45-35-8	92-65-19	553-502

*Note: All records reflect full franchise histories



BOSTON BRUINS

ATLANTIC DIVISION | EAST

2017-18 RECORD: 50-20-12, 2ND EAST



BRUINS INFORMATION

Founded - 1924-25

Home Arena - TD Garden

Stanley Cups - 1929, 1939, 1941, 1970, 1972, 2011

General Manager - Don Sweeney

Head Coach - Bruce Cassidy

Assistant Coaches - Joe Sacco, Jay Pandolfo, Kevin Dean

Goaltending Coach - Bob Essensa

Video Coach - J.P. Buckley

P.R. Representatives - Matt Chmura, Brandon McNelis, Heidi

Holland, Tom Brewster, Sarah McMahon

TV Play-By-Play - Jack Edwards

TV Color Analyst - Andy Brickley

Radio Play-By-Play - Judd Sirott

Radio Color Analyst - Bob Beers

YEAR BY YEAR LAST 20 YRS

YEAR	HOME	ROAD	TOT	GF-GA
1998-99	1-0-0	1-0-0	2-0-0	9-2
1999-00	0-0-1	-	0-0-1	2-2
2000-01	1-0-0	1-0-0	2-0-0	9-4
2001-02	1-0-0	-	1-0-0	2-1
2002-03	-	0-0-1	0-0-1	5-5
2003-04	0-1-0	0-1-0	0-2-0	1-6
2004-05	-	-	-	-
2005-06	-	1-0-0	1-0-0	1-1
2006-07	-	-	-	-
2007-08	1-0-0	-	1-0-0	4-1
2008-09	-	0-1-0	0-1-0	1-5
2009-10	0-1-0	-	0-1-0	0-3
2010-11	-	0-1-0	0-1-0	3-6
2011-12	1-0-0	-	1-0-0	4-2
2012-13	-	-	-	-
2013-14	0-1-0	1-0-0	1-1-0	5-6
2014-15	0-1-0	1-0-0	1-1-0	6-6
2015-16	0-1-0	1-0-0	1-1-0	8-10
2016-17	0-1-0	0-1-0	0-2-0	3-8
2017-18	0-1-0	1-0-0	1-1-0	5-5
TOTALS	20-36-13	14-44-10	34-80-23	362-531

STARS VS BRUINS

2017-18 POINTS LEADER

Brad Marchand (34-51=85)

LONGEST STREAKS

Dallas Win: 3 games (2 times)

Last: Jan. 6, 2001 - Dec. 31, 2001

Boston Win: 12 games

Dec. 23, 1984 - Feb. 27, 1988

Dallas Undefeated: 9 games

Nov. 12, 1997 - Feb. 25, 2003 (6-0-3)

Boston Undefeated: 16 games

March 22, 1970 - Feb. 7, 1973 (13-0-3)

MOST GOALS IN A GAME

By Dallas: 7 (2x), Last: March 24, 1990 (7-6 W)

By Boston: 10, Nov. 3, 1974 (1-10 L)

Combined: 13, March 24, 1990 (7-6 W)

LAST SHUTOUT

By Dallas: Jan. 6, 2001 (4-0 W, Turco)

By Boston: March 30, 2017 (0-2 L, Rask)

OT/SHOOTOUT/PENALTY SHOT

OT Record vs. BOS: 2-1-8

Shootout Record vs. BOS: 2-0

Last Penalty Shot vs. BOS: Fiddler, Nov. 5, 2013
(Rask), Goal

LAST HAT TRICK

By Dallas: T. Seguin, Nov. 3, 2015

By Boston: Courtnall, Feb. 27, 1988

2018-19 SCHEDULE VS BRUINS

Nov. 5 at Boston

Nov. 16 vs. Boston

*Note: All records reflect full franchise histories





BUFFALO SABRES

ATLANTIC DIVISION | EAST

2017-18 RECORD: 25-45-12, 16TH EAST

STARS VS SABRES

2017-18 POINTS LEADER

Jack Eichel (25-39=64)

LONGEST STREAKS

Dallas Win: 6 games

March 12, 1991 - April 6, 1993

Buffalo Win: 5 games (5 times)

Last: Oct. 13, 2003 - March 10, 2010

Dallas Undeclared: 7 games

Feb. 13, 1991 - April 6, 1993 (6-0-1)

Buffalo Undeclared: 6 games (3 times)

Last: Nov. 17, 1979 - Jan. 14, 1981 (2-0-4)

MOST GOALS IN A GAME

By Dallas: 8 (2x), Last: Dec. 15, 1997 (8-4 W)

By Buffalo: 9 (2x), Last: Nov. 7, 1984 (6-9 L)

Combined: 15, Nov. 7, 1984 (6-9 L)

LAST SHUTOUT

By Dallas: Nov. 21, 2015 (3-0 W, Niemi)

By Buffalo: Dec. 8, 1974 (0-5 L, Bromley)

OT/SHOOTOUT/PENALTY SHOT

OT Record vs. BUF: 1-1-6

Shootout Record vs. BUF: 0-2

Last Penalty Shot vs. BUF: Lehtinen, Oct. 7, 1997 (Hasek), Goal

LAST HAT TRICK

By Dallas: T. Young, March 8, 1983

By Buffalo: Savard/Korab, Nov. 19, 1978

2018-19 SCHEDULE VS SABRES

Jan. 30 vs Buffalo

March 12 at Buffalo

SABRES INFORMATION

Founded - 1970-71

Home Arena - KeyBank Center

Stanley Cups - None

General Manager - Jason Botterill

Head Coach - Phil Housley

Associate Coach - Davis Payne

Assistant Coaches - Steve Smith, Chris Hajt, Tom Ward

Goaltending Coach - Andrew Allen

Video Coach - Mat Myers

P.R. Representatives - Chris Bandura, Ian Ott, Chris Dierken

Play-By-Play - Rick Jeanneret / Dan Dunleavy

Color Analyst - Rob Ray / Martin Biron

YEAR BY YEAR LAST 20 YRS

YEAR	HOME	ROAD	TOT	GF-GA
1998-99	1-0-0	0-1-0	1-1-0	5-3
1999-00	0-1-0	-	0-1-0	1-3
2000-01	1-0-0	0-0-1	1-0-1	6-3
2001-02	1-0-0	-	1-0-0	4-3
2002-03	1-0-0	0-1-0	1-1-0	6-5
2003-04	-	0-1-0	0-1-0	3-4
2004-05	-	-	-	-
2005-06	-	0-1-0	0-1-0	3-4
2006-07	-	-	-	-
2007-08	0-1-0	-	0-1-0	1-2
2008-09	0-0-1	-	0-0-1	4-4
2009-10	-	0-1-0	0-1-0	3-5
2010-11	1-0-0	-	1-0-0	4-0
2011-12	-	0-0-1	0-0-1	2-2
2012-13	-	-	-	-
2013-14	1-0-0	1-0-0	2-0-0	7-5
2014-15	1-0-0	0-1-0	1-1-0	6-6
2015-16	1-0-0	1-0-0	2-0-0	6-1
2016-17	1-0-0	0-1-0	1-1-0	5-7
2017-18	1-0-0	1-0-0	1-1-0	12-2
TOTALS	33-22-7	16-32-12	49-54-19	365-384

*Note: All records reflect full franchise histories



CALGARY FLAMES

PACIFIC DIVISION | WEST

2017-18 RECORD: 37-35-10, 11TH WEST



FLAMES INFORMATION

Founded - 1972-73

Home Arena - Scotiabank Saddledome

Stanley Cups - 1989

General Manager - Brad Treliving

Head Coach - Bill Peters

Associate Coach - Geoff Ward

Assistant Coaches - Ryan Huska, Martin Gelinac

Goaltending Coach - Jordan Sigalet

Video Coach - Jamie Pringle

P.R. Representatives - Peter Hanlon, Sean Kelso, Dalton Ulrich

TV Play-By-Play - Rick Ball

TV Color Analyst - Kelly Hrudey

Radio Play-By-Play - Derek Wills

Radio Color Analyst - Peter Loubardias

YEAR BY YEAR LAST 20 YRS

YEAR	HOME	ROAD	TOT	GF-GA
1998-99	1-0-1	1-1-0	2-1-1	8-6
1999-00	1-0-1	0-0-2	1-0-3	8-5
2000-01	0-1-1	1-1-0	1-2-1	11-11
2001-02	0-1-1	1-0-1	1-1-2	11-10
2002-03	1-0-1	0-0-2	1-0-3	9-7
2003-04	2-0-0	2-0-0	4-0-0	16-6
2004-05	-	-	-	-
2005-06	2-0-0	1-1-0	3-1-0	8-6
2006-07	2-0-0	0-2-0	2-2-0	11-11
2007-08	0-1-1	2-0-0	2-1-1	9-9
2008-09	1-1-0	1-1-0	2-2-0	8-6
2009-10	1-0-1	2-0-0	3-0-1	13-9
2010-11	0-0-2	0-2-0	0-2-2	11-16
2011-12	2-0-0	1-1-0	3-1-0	14-10
2012-13	1-1-0	0-1-0	1-2-0	11-14
2013-14	1-0-1	1-0-0	2-0-1	15-8
2014-15	0-1-0	2-0-0	2-1-0	8-9
2015-16	1-1-0	0-0-1	1-1-1	6-8
2016-17	0-1-0	1-1-0	1-2-0	6-7
2017-18	2-0-0	1-0-0	3-0-0	10-5
TOTALS	43-26-17	27-40-17	70-66-34	515-524

STARS VS FLAMES

2017-18 POINTS LEADERS

Johnny Gaudreau (24-60=84)

LONGEST STREAKS

Dallas Win: 6 games

Oct. 29, 2003 - Oct. 22, 2005

Calgary Win: 5 games

Oct. 15, 1991 - Oct. 31, 1992

Dallas Undefeated: 7 games

Jan. 5, 1985 - Jan. 29, 1987 (3-0-4)

Calgary Undefeated: 13 games

Jan. 29, 1987 - March 2, 1991 (9-0-4)

MOST GOALS IN A GAME

By Dallas: 8 (2x), Last: Oct. 16, 1982 (8-4 W)

By Calgary: 10, March 31, 1984 (3-10 L)

Combined: 13 (2x), Last: March 31, 1984 (3-10 L)

LAST SHUTOUT

By Dallas: Feb. 27, 2018 (2-0 W, Bishop)

By Calgary: March 9, 2006 (0-1 L, Kiprusoff)

OT/SHOOTOUT/PENALTY SHOT

OT Record vs. CGY: 7-6-16

Shootout Record vs. CGY: 3-4

Last Penalty Shot vs. CGY: Roussel, March 18, 2013 (MacDonald), Unsuccessful

LAST HAT TRICK

By Dallas: T. Seguin, Nov. 24, 2017

By Calgary: Cammalleri, Feb. 13, 2013

2018-19 SCHEDULE VS FLAMES

Nov. 28 at Calgary

Dec. 18 vs. Calgary

March 27 at Calgary

*Note: All records reflect full franchise histories





CAROLINA HURRICANES

METROPOLITAN DIVISION | EAST

2017-18 RECORD: 36-35-11, 10TH EAST

STARS VS HURRICANES

2017-18 POINTS LEADER

Sebastian Aho (29-36=65)

LONGEST STREAKS

Dallas Win: 7 games

Oct. 11, 1979 - Feb. 14, 1981

Carolina Win: 5 games

March 21, 1987 - Nov. 12, 1988

Dallas Undeclared: 7 games (3 times)

Last: Feb. 25, 1996 - March 21, 1999 (6-0-1)

Carolina Undeclared: 5 games

March 21, 1987 - Nov. 12, 1988 (5-0-0)

MOST GOALS IN A GAME

By Dallas: 9, Oct. 11, 1980 (9-3 W)

By Carolina: 8, March 26, 1988 (1-8 L)

Combined: 15, Feb. 22, 1982 (8-7 W)

LAST SHUTOUT

By Dallas: April 1, 2017 (3-0 W, Lehtonen)

By Carolina: Dec. 22, 2002 (0-1 L, Weekes)

OT/SHOOTOUT/PENALTY SHOT

OT Record vs. CAR: 2-2-5

Shootout Record vs. CAR: 2-0

Last Penalty Shot vs. CAR: None

LAST HAT TRICK

By Dallas: Verbeek, March 20, 1998

By Carolina: Teravainen, Nov. 13, 2017

2018-19 SCHEDULE VS HURRICANES

Feb. 16 at Carolina

Feb. 23 vs. Carolina

HURRICANES INFORMATION

Founded - 1979-80 (Hartford) / 1997-98 (Carolina)

Home Arena - PNC Arena

Stanley Cups - 2006

President/ General Manager - Don Waddell

Head Coach - Rod Brind'Amor

Assistant Coaches - Jeff Daniels, Dean Chynoweth

Goaltending Coach - Mike Bales

Video Coach - Chris Huffine

P.R. Representatives - Mike Sundheim, Pace Sagester,
Micheal Brown

TV Play-By-Play - John Forstlund

TV Color Analyst - Tripp Tracy

Radio Play-By-Play - Chuck Kaiton

YEAR BY YEAR LAST 20 YRS

YEAR	HOME	ROAD	TOT	GF-GA
1998-99	1-0-0	0-0-1	1-0-1	5-4
1999-00	1-0-0	0-1-0	1-1-0	2-2
2000-01	-	0-1-0	0-1-0	2-5
2001-02	0-0-1	0-1-0	0-1-1	4-7
2002-03	1-0-0	0-1-0	1-1-0	2-2
2003-04	-	1-0-0	1-0-0	3-1
2004-05	-	-	-	-
2005-06	1-0-0	-	1-0-0	4-4
2006-07	-	0-1-0	0-1-0	4-5
2007-08	-	-	-	-
2008-09	1-0-0	-	1-0-0	3-2
2009-10	1-0-0	0-1-0	1-1-0	5-5
2010-11	1-0-0	1-0-0	2-0-0	5-2
2011-12	-	1-0-0	1-0-0	5-2
2012-13	-	-	-	-
2013-14	1-0-0	0-1-0	1-1-0	5-5
2014-15	0-1-0	1-0-0	1-1-0	9-9
2015-16	1-0-0	1-0-0	2-0-0	10-6
2016-17	1-0-0	1-0-0	2-0-0	8-2
2017-18	1-0-0	0-1-0	1-1-0	5-8
TOTALS	25-11-2	20-17-4	45-28-6	290-237

*Note: All records reflect full franchise histories



CHICAGO BLACKHAWKS

CENTRAL DIVISION | WEST

2017-18 RECORD: 33-39-10, 13TH WEST



BLACKHAWKS INFORMATION

Founded - 1926-27

Home Arena - United Center

Stanley Cups - 1934, 1938, 1961, 2010, 2013, 2015

Senior V.P. / General Manager - Stan Bowman

Head Coach - Joel Quenneville

Assistant Coaches - Kevin Dineen, Ulf Samuelsson, Don Granato

Goaltending Coach - Jimmy Waite

Goaltending Coach - Matt Meacham

P.R. Representatives - Adam Rogovin, John Steinmiller,

Lyndsey Stroope, Mike Horan, Will Chukerman

TV Play-By-Play - Pat Foley

TV Color Analyst - Eddie Olczyk

Radio Play-By-Play - John Wiedeman

Radio Analyst - Troy Murray

YEAR BY YEAR LAST 20 YRS

YEAR	HOME	ROAD	TOT	GF-GA
1998-99	2-0-0	0-1-1	2-1-1	13-8
1999-00	1-0-1	1-1-1	2-1-1	15-14
2000-01	1-1-0	2-0-0	3-1-0	13-6
2001-02	1-0-1	0-1-1	1-1-2	9-8
2002-03	2-0-0	2-0-0	4-0-0	19-7
2003-04	2-0-0	1-0-1	3-0-1	11-3
2004-05	-	-	-	-
2005-06	2-0-0	2-0-0	4-0-0	24-8
2006-07	2-0-0	0-2-0	2-2-0	10-10
2007-08	1-1-0	1-0-1	2-1-1	15-12
2008-09	0-2-0	0-2-0	0-4-0	8-20
2009-10	1-1-0	1-0-1	2-1-1	14-15
2010-11	2-0-0	1-1-0	3-1-0	15-10
2011-12	1-1-0	1-1-0	2-2-0	8-11
2012-13	0-1-1	0-1-0	0-2-1	5-16
2013-14	0-2-1	1-1-0	1-3-1	11-20
2014-15	1-0-1	1-1-1	2-1-2	18-16
2015-16	2-1-0	2-0-0	4-1-0	20-11
2016-17	0-2-0	0-1-2	0-3-2	11-18
2017-18	2-0-0	2-0-0	4-0-0	15-7
TOTALS	66-54-20	43-74-20	109-128-40	841-927

STARS VS BLACKHAWKS

2017-18 POINTS LEADER

Patrick Kane (27-49=76)

LONGEST STREAKS

Dallas Win: 7 games

March 14, 2004 - Oct. 20, 2006

Chicago Win: 7 games

Dec. 1, 1974 - Nov. 9, 1975

Dallas Undefeated: 15 games

March 18, 2002 - Oct. 20, 2006 (13-0-2)

Chicago Undefeated: 8 games

March 26, 1977 - Oct. 19, 1978 (7-0-1)

MOST GOALS IN A GAME

By Dallas: 10, Nov. 5, 1983 (10-5 W)

By Chicago: 10, Oct. 16, 1968 (4-10 L)

Combined: 15, Nov. 5, 1983 (10-5 W)

LAST SHUTOUT

By Dallas: Dec. 21, 2017 (4-0 W, Bishop)

By Chicago: Dec. 23, 1995 (0-2 L, Hackett)

OT/SHOOTOUT/PENALTY SHOT

OT Record vs. CHI: 3-8-21

Shootout Record vs. CHI: 3-4

Last Penalty Shot vs. CHI: Faska, Nov. 30, 2017 (Crawford), Goal

LAST HAT TRICK

By Dallas: P. Eaves, Feb. 11, 2016

By Chicago: Daze, April 13, 1997

2018-19 SCHEDULE VS BLACKHAWKS

Dec. 20 vs Chicago

Feb. 24 at Chicago

March 9 vs. Chicago

April 5 at Chicago

*Note: All records reflect full franchise histories





COLORADO AVALANCHE

CENTRAL DIVISION | WEST

2017-18 RECORD: 43-30-9, 8TH WEST

STARS VS AVALANCHE

2017-18 POINTS LEADERS

Nathan MacKinnon (39-58=97)

LONGEST STREAKS

Dallas Win: 7 games

Nov. 5, 2005 - Feb. 11, 2007

Colorado Win: 8 games

Jan. 27, 2014 - Jan. 23, 2016

Dallas Undeclared: 7 games (2 times)

Last: Nov. 5, 2005 - Feb. 11, 2007 (7-0-0)

Colorado Undeclared: 8 games

Jan. 27, 2014 - Jan. 23, 2016 (8-0-0)

MOST GOALS IN A GAME

By Dallas: 7 (8x), Last: Dec. 3, 2017 (7-2 W)

By Colorado: 11, Oct. 22, 1983 (2-11 L)

Combined: 13 (2x), Last: Nov. 4, 2011 (7-6 W OT)

LAST SHUTOUT

By Dallas: Dec. 3, 2016 (3-0 W, Lehtonen)

By Colorado: Nov. 12, 2017 (0-3 J, Bernier)

OT/SHOOTOUT/PENALTY SHOT

OT Record vs. COL: 4-4-10

Shootout Record vs. COL: 4-3

Last Penalty Shot vs. COL: Dahlquist, March 21, 1992
(Fiset), Unsuccessful

LAST HAT TRICK

By Dallas: Jokinen (4G), Nov. 16, 2007

By Colorado: Nieto, Oct. 24, 2017

2018-19 SCHEDULE VS AVALANCHE

Nov. 24 at Colorado

Dec. 15 at Colorado

March 7 vs Colorado

March 21 vs Colorado

AVALANCHE INFORMATION

Founded - 1979-80 (Quebec) / 1995-96 (Colorado)

Home Arena - Pepsi Center

Stanley Cups - 1996, 2001

Exec. VP / General Manager - Joe Sakic

Head Coach - Jared Bednar

Assistant Coaches - Ray Bennett, Nolan Pratt

Goaltending Coach - Jussi Parkkila

Video Coach - Brett Heimlich

P.R. Representatives - Jean Martineau, Brendan McNicholas,
Danielle Bernstein

TV Play-By-Play - Marc Moser

TV Color Analyst - Peter McNab

Radio Play-By-Play - Conor McGehey

YEAR BY YEAR LAST 20 YRS

YEAR	HOME	ROAD	TOT	GF-GA
1998-99	0-1-1	1-1-0	1-2-1	6-8
1999-00	0-0-3	1-0-1	1-0-4	8-10
2000-01	1-0-1	0-2-0	1-2-1	9-11
2001-02	1-1-0	1-0-1	2-1-1	7-6
2002-03	2-0-0	0-0-2	2-0-2	12-7
2003-04	1-1-0	0-2-0	1-3-0	8-12
2004-05	-	-	-	-
2005-06	1-1-0	2-0-0	3-1-0	13-10
2006-07	2-0-0	2-0-0	4-0-0	20-15
2007-08	2-0-0	0-2-0	2-2-0	13-8
2008-09	1-1-0	1-1-0	2-2-0	9-11
2009-10	1-1-0	0-2-0	1-3-0	7-15
2010-11	1-0-1	1-1-0	2-1-1	10-12
2011-12	1-1-0	1-1-0	2-2-0	11-12
2012-13	1-0-0	1-1-0	2-1-0	11-8
2013-14	1-1-1	0-2-0	1-3-1	12-18
2014-15	0-0-2	0-3-0	0-3-2	12-19
2015-16	1-1-0	1-1-0	2-2-0	12-14
2016-17	3-0-0	1-1-0	4-1-0	19-13
2017-18	1-1-0	1-2-0	2-3-0	14-15
TOTALS	37-20-11	22-39-8	59-59-19	399-438

*Note: All records reflect full franchise histories

COLUMBUS BLUE JACKETS

METROPOLITAN DIVISION | EAST
2017-18 RECORD: 45-30-7, 7TH EAST



BLUE JACKETS INFORMATION

Founded - 2000-01

Home Arena - Nationwide Arena

Stanley Cups - None

President of Hockey Operations/Alternate Governor - John Davidson

General Manager - Jarmo Kekalainen

Head Coach - John Tortorella

Assistant Coaches - Brad Larsen, Brad Shaw, Kenny McCudden

Goaltending Coach - Manny Legace

Video Assistant Coach - Dan Singleton

P.R. Representatives - Todd Sharrock, Karen Davis, Glenn Odebralski

TV Play-By-Play - Jeff Rimer

TV Color Analyst - Jody Shelley

Radio Play-By-Play - Bob McEligott

YEAR BY YEAR

YEAR	HOME	ROAD	TOT	GF-GA
2000-01	2-0-0	1-1-0	3-1-0	13-5
2001-02	2-0-0	2-0-0	4-0-0	16-8
2002-03	2-0-0	1-1-0	3-1-0	11-8
2003-04	2-0-0	2-0-0	4-0-0	12-7
2004-05	-	-	-	-
2005-06	2-0-0	1-0-1	3-0-1	18-13
2006-07	0-1-1	1-0-1	1-1-2	7-8
2007-08	1-1-0	2-0-0	3-1-0	10-8
2008-09	1-0-1	2-0-0	3-0-1	20-15
2009-10	1-1-0	0-2-0	1-3-0	5-9
2010-11	1-1-0	1-0-1	2-1-1	8-6
2011-12	1-1-0	2-0-0	3-1-0	12-10
2012-13	0-1-0	1-1-0	1-2-0	7-9
2013-14	0-1-0	0-1-0	0-2-0	3-7
2014-15	0-1-0	1-0-0	1-1-0	6-6
2015-16	1-0-0	0-1-0	1-1-0	8-7
2016-17	0-1-0	0-0-1	0-1-1	2-6
2017-18	0-1-0	0-0-1	0-1-1	2-4
TOTALS	16-10-2	17-7-5	33-17-7	160-136

STARS VS BLUE JACKETS

2017-18 POINTS LEADER

Artemi Panarin (27-55=82)

LONGEST STREAKS

Dallas Win: 10 games

Nov. 17, 2002 - April 11, 2006

Columbus Win: 5 games (active)

Last: Dec. 29, 2015 - Present

Dallas Undefeated: 11 games

Nov. 17, 2002 - April 18, 2006 (10-0-1)

Columbus Undefeated: 5 games (active)

Dec. 29, 2015 - Present

MOST GOALS IN A GAME

By Dallas: 7, Jan. 31, 2009 (7-3 W)

By Columbus: 6, Dec. 29, 2015 (3-6 L)

Combined: 10 (2x), Last: Jan. 31, 2009 (7-3 W)

LAST SHUTOUT

By Dallas: April 5, 2011 (3-0 W, Lehtonen)

By Columbus: Oct. 22, 2016 (0-3 L, Bobrovsky)

OT/SHOOTOUT/PENALTY SHOT

OT Record vs. CBJ: 2-4-0

Shootout Record vs. CBJ: 4-3

Last Penalty Shot vs. CBJ: None

LAST HAT TRICK

By Dallas: T. Seguin, Oct. 14, 2014

By Columbus: None

2018-19 SCHEDULE VS BLUE JACKETS

Nov. 6 at Columbus

Nov. 12 vs. Columbus

*Note: All records reflect full franchise histories





DETROIT RED WINGS

ATLANTIC DIVISION | EAST

2017-18 RECORD: 30-39-13, 13TH EAST

STARS VS RED WINGS

2017-18 POINTS LEADER

Dylan Larkin (16-47=63)

LONGEST STREAKS

Dallas Win: 8 games

Jan. 19, 1983 - Jan. 21, 1984

Detroit Win: 8 games

March 16, 1995 - Dec. 29, 1995

Dallas Undeclared: 17 games

Jan. 27, 1982 - Jan. 21, 1984 (15-0-2)

Detroit Undeclared: 11 games

March 16, 1995 - April 14, 1996 (10-0-1)

MOST GOALS IN A GAME

By Dallas: 10 (2x), Last: Dec. 11, 1985 (10-2 W)

By Detroit: 10, Nov. 27, 1993 (4-10 L)

Combined: 15, Jan. 6, 1974 (6-9 L)

LAST SHUTOUT

By Dallas: Feb. 17, 2008 (1-0 W, Turco)

By Detroit: April 27, 2013 (0-3 L, Howard)

OT/SHOOTOUT/PENALTY SHOT

OT Record vs. DET: 4-4-17

Shootout Record vs. DET: 3-1

Last Penalty Shot vs. DET: Nieuwendyk, Feb. 18, 2001
(Osgood), Goal

LAST HAT TRICK

By Dallas: D. Reid, Jan. 8, 1997

By Detroit: Eaves, Dec. 29, 2010

2018-19 SCHEDULE VS RED WINGS

Oct. 28 at Detroit

Dec. 29 vs. Detroit

RED WINGS INFORMATION

Founded - 1926-27

Home Arena - Little Caesars Arena

Stanley Cups - 1936, 1937, 1943, 1950, 1952, 1954, 1955, 1997,
1998, 2002, 2008

Exec. V.P. / General Manager - Ken Holland

Head Coach - Jeff Blashill

Assistant Coaches - John Torchetti, Doug Houda, Pat
Ferschweiler

Assistant Coach, Video - Adam Nightingale

Goaltending Coach - Jeff Salajko

P.R. Representatives - Todd Beam, Kyle Kujawa, Alex DiFilippo

TV Play-By-Play - Ken Daniels

TV Color Analyst - Mickey Redmond

Radio Play-By-Play - Ken Kal

Radio Color Analyst - Paul Woods

YEAR BY YEAR LAST 20 YRS

YEAR	HOME	ROAD	TOT	GF-GA
1998-99	1-1-0	2-0-0	3-1-0	11-7
1999-00	0-2-0	2-0-0	2-2-0	13-13
2000-01	0-2-0	1-1-0	1-3-0	6-9
2001-02	1-0-1	1-1-0	2-1-1	13-14
2002-03	0-0-2	0-0-2	0-0-4	9-9
2003-04	0-1-1	0-2-0	0-3-1	4-15
2004-05	-	-	-	-
2005-06	1-1-0	1-1-0	2-2-0	11-11
2006-07	0-2-0	1-1-0	1-3-0	9-12
2007-08	1-1-0	0-2-0	1-3-0	5-12
2008-09	2-0-0	1-1-0	3-1-0	13-13
2009-10	2-0-0	1-1-0	3-1-0	10-10
2010-11	1-1-0	2-0-0	3-1-0	15-12
2011-12	0-1-1	0-2-0	0-3-1	9-15
2012-13	0-1-0	1-1-0	1-2-0	3-8
2013-14	0-1-0	1-0-0	1-1-0	5-8
2014-15	0-0-1	0-1-0	0-1-1	8-12
2015-16	0-0-1	1-0-0	1-0-1	6-4
2016-17	1-0-0	0-1-0	1-1-0	6-5
2017-18	1-0-0	1-0-0	2-0-0	8-4
TOTALS	60-44-22	47-64-16	107-108-38	815-852

*Note: All records reflect full franchise histories

EDMONTON OILERS

PACIFIC DIVISION | WEST

2017-18 RECORD: 36-40-6, 12TH WEST



OILERS INFORMATION

Founded - 1979-80

Home Arena - Rogers Place

Stanley Cups - 1984, 1985, 1987, 1988, 1990

President of Hockey Operations/GM - Peter Chiarelli

Head Coach - Todd McLellan

Assistant Coaches - Glen Gulutzan, Trent Yawney, Manny Viveiros

Goaltending Coach - Dustin Schwartz

Video Coach - Jeremy Coupal

P.R. Representatives - J.J. Hebert, Andre Brin, Shawn May

TV Play-By-Play - Kevin Quinn

TV Color Analyst - Drew Remenda

Radio Play-By-Play - Jack Michaels

Radio Color Analyst - Bob Stauffer

YEAR BY YEAR LAST 20 YRS

YEAR	HOME	ROAD	TOT	GF-GA
1998-99	2-0-0	1-0-1	3-0-1	19-9
1999-00	2-0-0	1-0-1	3-0-1	9-6
2000-01	2-0-0	1-0-1	3-0-1	15-11
2001-02	1-0-1	1-1-0	2-1-1	13-8
2002-03	2-0-0	1-1-0	3-1-0	14-8
2003-04	1-1-0	1-1-0	2-2-0	10-13
2004-05	-	-	-	-
2005-06	1-1-0	2-0-0	3-1-0	14-10
2006-07	1-1-0	2-0-0	3-1-0	12-11
2007-08	2-0-0	2-0-0	4-0-0	15-8
2008-09	2-0-0	0-2-0	2-2-0	11-14
2009-10	1-0-1	1-0-1	2-0-2	16-12
2010-11	2-0-0	1-1-0	3-1-0	11-9
2011-12	2-0-0	2-0-0	4-0-0	14-4
2012-13	0-1-0	2-0-0	2-1-0	8-8
2013-14	1-0-1	1-0-0	2-0-1	10-5
2014-15	1-0-0	1-1-0	2-1-0	8-11
2015-16	2-0-0	0-0-1	2-0-1	8-6
2016-17	0-1-0	1-1-0	1-2-0	6-14
2017-18	2-0-0	0-1-0	2-1-0	15-9
TOTALS	41-18-9	30-26-11	71-44-20	458-425

STARS VS OILERS

2017-18 POINTS LEADER

Connor McDavid (41-67=108)

LONGEST STREAKS

Dallas Win: 10 games

Jan. 24, 1996 - Dec. 20, 1997

Edmonton Win: 5 games

Jan. 4, 1984 - Dec. 7, 1985

Dallas Undefeated: 15 games

Dec. 6, 1998 - Feb. 8, 2002 (11-0-4)

Edmonton Undefeated: 13 games

March 21, 1986 - Feb. 18, 1990 (9-0-4)

MOST GOALS IN A GAME

By Dallas: 8, Jan. 4, 1984 (8-12 L)

By Edmonton: 12, Jan. 4, 1984 (8-12 L)

Combined: 20, Jan. 4, 1984 (8-12 L)

LAST SHUTOUT

By Dallas: Nov. 13, 2013 (3-0 W, Lehtonen)

By Edmonton: March 27, 2015 (0-4 L, Bachman)

OT/SHOOTOUT/PENALTY SHOT

OT Record vs. EDM: 7-6-11

Shootout Record vs. EDM: 4-3

Last Penalty Shot vs. EDM: Nichushkin, Nov. 13, 2013 (Dubnyk), Unsuccessful

LAST HAT TRICK

By Dallas: Spezza, Oct. 13, 2015

By Edmonton: McDavid, Nov. 19, 2016

2018-19 SCHEDULE VS OILERS

Nov. 27 at Edmonton

Dec. 3 vs. Edmonton

March 28 vs. Edmonton

*Note: All records reflect full franchise histories





FLORIDA PANTHERS

ATLANTIC DIVISION | EAST

2017-18 RECORD: 44-30-8, 9TH EAST

STARS VS PANTHERS

2017-18 POINTS LEADER

Aleksander Barkov (27-51=78)

LONGEST STREAKS

Dallas Win: 4 games

Jan. 30, 1999 - March 29, 2000

Florida Win: 3 games

Last: Nov. 15, 2011 - April 6, 2014

Dallas Undeclared: 4 games

Jan. 30, 1999 - March 29, 2000 (4-0-0)

Florida Undeclared: 4 games

Jan. 12, 1996 - Dec. 8, 1996 (2-0-2)

MOST GOALS IN A GAME

By Dallas: 6 (2x), Jan. 23, 2018 (6-1 W)

By Florida: 6 (5x), Last: Oct. 24, 2015 (2-6 L)

Combined: 12, Jan. 12, 1996 (6-6 T)

LAST SHUTOUT

By Dallas: Feb. 13, 2015 (2-0 W, Lehtonen)

By Florida: Nov. 15, 2011 (0-6 L, Clemmensen)

OT/SHOOTOUT/PENALTY SHOT

OT Record vs. FLA: 0-3-3

Shootout Record vs. FLA: 1-2

Last Penalty Shot vs. FLA: None

LAST HAT TRICK

By Dallas: Ribeiro, Jan. 21, 2009

By Florida: Reinprecht, Oct. 30, 2009

2018-19 SCHEDULE VS PANTHERS

Feb. 12 at Florida

March 19 vs. Florida

PANTHERS INFORMATION

Founded - 1993-94

Home Arena - BB&T Center

Stanley Cups - None

President of Hockey Operations/GM - Dale Tallon

Head Coach - Bob Boughner

Associate Coach - Jack Capuano

Assistant Coach - Paul McFarland

Assistant Coach, Video - Ben Cooper

Goaltending Coach - Robb Tallas

P.R. Representatives - Thomas Drance, Adelyn Biedenbach,

Chrissy Parente, Michael Lewis

TV Play-By-Play - Steve Goldstein

TV Color Analyst - Denis Potvin/Randy Moller

Radio Play-By-Play - Doug Plagens

Radio Color Analyst - Bill Lindsay

YEAR BY YEAR LAST 20 YRS

YEAR	HOME	ROAD	TOT	GF-GA
1998-99	1-0-0	1-0-0	2-0-0	7-3
1999-00	1-0-0	1-0-0	2-0-0	8-4
2000-01	-	0-1-0	0-1-0	0-2
2001-02	0-1-0	1-0-0	1-1-0	5-5
2002-03	0-0-1	1-0-0	1-0-1	6-3
2003-04	-	0-1-0	0-1-0	0-1
2004-05	-	-	-	-
2005-06	1-0-0	-	1-0-0	4-3
2006-07	-	0-0-1	0-0-1	1-2
2007-08	-	-	-	-
2008-09	0-1-0	1-0-0	1-1-0	7-7
2009-10	0-0-1	0-0-0	0-0-1	5-5
2010-11	-	1-0-0	1-0-0	4-1
2011-12	0-1-0	0-0-0	0-1-0	0-6
2012-13	-	-	-	-
2013-14	0-1-0	0-1-0	0-2-0	4-7
2014-15	1-0-0	1-0-0	2-0-0	5-3
2015-16	0-1-0	1-0-0	1-1-0	6-8
2016-17	0-1-0	1-0-0	1-1-0	3-4
2017-18	1-0-0	0-0-1	1-0-1	9-5
TOTALS	6-7-4	10-5-3	16-12-7	102-96

*Note: All records reflect full franchise histories



LOS ANGELES KINGS

PACIFIC DIVISION | WEST

2017-18 RECORD: 45-29-8, 7TH WEST



KINGS INFORMATION

Founded - 1967-68

Home Arena - STAPLES Center

Stanley Cups - 2012, 2014

President - Luc Robitaille

Vice President/GM - Rob Blake

Head Coach - John Stevens

Assistant Coaches - Dave Lowry, Don Nachbaur

Goaltending Coach - Bill Ranford

P.R. Representatives - Michael Altieri, Jeff Moeller, Mike Kalinowski, Eddie Fischermann

TV Play-By-Play - Alex Faust

TV Color Analyst - Jim Fox

Radio Play-By-Play - Nick Nickson

Radio Color Analyst - Daryl Evans

YEAR BY YEAR LAST 20 YRS

YEAR	HOME	ROAD	TOT	GF-GA
1998-99	3-0-0	3-0-0	6-0-0	19-10
1999-00	3-0-0	1-2-0	4-2-0	19-12
2000-01	2-1-0	0-2-0	2-3-0	11-22
2001-02	2-0-0	1-2-0	3-2-0	10-11
2002-03	2-1-0	1-1-0	3-2-0	13-12
2003-04	1-1-1	1-1-1	2-2-2	11-12
2004-05	-	-	-	-
2005-06	1-3-0	1-2-1	2-5-1	23-31
2006-07	4-0-0	4-0-0	8-0-0	31-16
2007-08	3-1-1	1-1-2	4-2-2	30-19
2008-09	1-1-1	1-0-2	2-1-3	13-14
2009-10	0-3-0	1-0-2	1-3-2	13-18
2010-11	1-2-0	1-2-0	2-4-0	12-18
2011-12	1-2-0	2-1-0	3-3-0	14-17
2012-13	1-1-0	2-0-1	3-1-1	17-10
2013-14	1-0-0	1-1-0	2-1-0	10-9
2014-15	1-1-0	1-0-0	2-1-0	8-7
2015-16	0-1-0	1-1-0	1-2-0	7-10
2016-17	1-0-1	1-0-0	2-0-1	12-10
2017-18	0-1-0	2-0-0	2-1-0	6-5
TOTALS	67-34-16	47-43-27	114-77-43	755-684

STARS VS KINGS

2017-18 POINTS LEADER

Anze Kopitar (35-57=92)

LONGEST STREAKS

Dallas Win: 11 games (2 times)

Last: March 17, 1998 - Jan. 26, 2000

Los Angeles Win: 5 games (3 times)

Last: Oct. 19, 2009 - March 12, 2010

Dallas Undefeated: 22 games

Nov. 8, 1995 - Jan. 26, 2000 (16-0-6)

Los Angeles Undefeated: 9 games

April 7, 1979 - March 28, 1981 (7-0-2)

MOST GOALS IN A GAME

By Dallas: 9, Jan. 16, 1984 (9-3 W)

By Los Angeles: 10 (2x), Last: Feb. 17, 1993 (5-10 L)

Combined: 15, Feb. 17, 1993 (5-10 L)

LAST SHUTOUT

By Dallas: Feb. 22, 2018 (2-0 W, Lehtonen)

By Los Angeles: Jan. 30, 2018 (0-3 L, Kuemper)

OT/SHOOTOUT/PENALTY SHOT

OT Record vs. LAK: 7-6-14

Shootout Record vs. LAK: 3-5

Last Penalty Shot vs. LAK: Barnes, March 16, 2006 (Garon), Unsuccessful

LAST HAT TRICK

By Dallas: Benn, April 7, 2018

By Los Angeles: Kopitar, Oct. 22, 2009

2018-19 SCHEDULE VS KINGS

Oct. 23 vs. Los Angeles

Jan. 17 vs. Los Angeles

Feb. 28 at Los Angeles

*Note: All records reflect full franchise histories





MINNESOTA WILD

CENTRAL DIVISION | WEST

2017-18 RECORD: 45-26-11, 4TH WEST

STARS VS WILD

2017-18 POINTS LEADER

Eric Staal (42-34=76)

LONGEST STREAKS

Dallas Win: 6 games (2 times)

Last: Jan. 18, 2010 - March 11, 2011

Minnesota Win: 3 games

Nov. 1, 2014 - Nov. 28, 2014

Dallas Undeclared: 8 games

Jan. 9, 2006 - Dec. 26, 2007 (7-0-1)

Minnesota Undeclared: 3 games (3 times)

Last: Nov. 1, 2014 - Nov. 28, 2014

MOST GOALS IN A GAME

By Dallas: 8, Dec. 26, 2007 (8-3 W)

By Minnesota: 7, March 25, 2013 (4-7 L)

Combined: 11 (2x), Last: March 25, 2013 (4-7 L)

LAST SHUTOUT

By Dallas: Jan. 21, 2014 (4-0 W, Lehtonen)

By Minnesota: Oct. 29, 2016 (0-4 L, Dubnyk)

OT/SHOOTOUT/PENALTY SHOT

OT Record vs. MIN: 7-3-1

Shootout Record vs. MIN: 4-2

Last Penalty Shot vs. MIN: Jordie Benn, Jan. 21, 2014 (Kuemper), Goal

LAST HAT TRICK

By Dallas: None

By Minnesota: None

2018-19 SCHEDULE VS WILD

Oct. 19 vs Minnesota

Dec. 22 at Minnesota

Feb. 1 vs Minnesota

March 14 at Minnesota

April 6 vs. Minnesota

WILD INFORMATION

Founded - 2000-01

Home Arena - Xcel Energy Center

Stanley Cups - None

General Manager and Alternate Governor - Paul Fenton

Head Coach - Bruce Boudreau

Assistant Coaches - Dean Evason, Darby Hendrickson, Bob Woods

Goaltending Coach - Bob Mason

Video Coach - Jonas Plumb

P.R. Representatives - Aaron Sickman, Megan Kogut

TV Play-By-Play - Anthony LaPanta

TV Color Analyst - Mike Greenlay

Radio Play-By-Play - Bob Kurtz

Radio Color Analyst - Tom Reid

YEAR BY YEAR

YEAR	HOME	ROAD	TOT	GF-GA
2000-01	1-1-0	1-1-0	2-2-0	11-11
2001-02	0-1-1	2-0-0	2-1-1	14-13
2002-03	1-0-1	0-2-0	1-2-1	10-10
2003-04	2-0-0	1-1-0	3-1-0	11-7
2004-05	-	-	-	-
2005-06	2-0-0	1-1-0	3-1-0	11-8
2006-07	2-0-0	1-0-1	3-0-1	9-7
2007-08	2-0-0	1-1-0	3-1-0	15-10
2008-09	2-0-0	1-1-0	3-1-0	12-10
2009-10	2-0-0	1-1-0	3-1-0	13-11
2010-11	2-0-0	1-1-0	3-1-0	15-8
2011-12	2-0-0	1-1-0	3-1-0	8-7
2012-13	1-1-0	0-1-0	1-2-0	9-11
2013-14	2-0-0	0-1-1	2-1-1	11-11
2014-15	1-1-1	0-2-0	1-3-1	15-18
2015-16	1-1-0	3-0-0	4-1-0	18-13
2016-17	1-1-1	0-2-0	1-3-1	10-17
2017-18	2-0-0	0-2-0	2-2-0	14-11
TOTALS	26-6-4	14-18-2	40-24-6	210-184

*Note: All records reflect full franchise histories



MONTREAL CANADIENS

ATLANTIC DIVISION | EAST

2017-18 RECORD: 29-40-13, 14TH EAST



CANADIENS INFORMATION

Founded - 1917-18

Home Arena - Bell Centre

Stanley Cups - 24, Last: 1993

Executive V.P. / General Manager - Marc Bergevin

Head Coach - Claude Julien

Associate Coach - Kirk Muller

Assistant Coaches - Dominique Ducharme, Luke Richardson

Goaltending Coach - Stéphane Waite

Video Coach - Mario Leblanc

P.R. Representatives - Dominick Saillant, François Marchand,
Sylvie LambertTV Play-By-Play - John Bartlett / Pierre Houde / Félix Séguin
(French)TV Color Analysts - Jason York (English)/Marc Denis/Patrick
Lalime (French)Radio Play-By-Play - Dan Robertson (English), Martin McGuire
(French)Radio Color Analyst - Sergio Momesso (English), Dany Dubé
(French)

YEAR BY YEAR LAST 20 YRS

YEAR	HOME	ROAD	TOT	GF-GA
1998-99	1-0-0	0-0-1	1-0-1	5-4
1999-00	-	1-0-0	1-0-0	3-2
2000-01	1-0-0	-	1-0-0	2-0
2001-02	-	0-0-1	0-0-1	3-3
2002-03	1-0-0	1-0-0	2-0-0	9-3
2003-04	0-0-1	-	0-0-1	1-1
2004-05	-	-	-	-
2005-06	-	0-1-0	0-1-0	2-4
2006-07	-	-	-	-
2007-08	1-0-0	-	1-0-0	4-1
2008-09	0-1-0	-	0-1-0	1-3
2009-10	-	0-1-0	0-1-0	3-5
2010-11	1-0-0	-	1-0-0	5-2
2011-12	-	1-0-0	1-0-0	3-0
2012-13	-	-	-	-
2013-14	0-1-0	0-1-0	0-2-0	5-8
2014-15	1-0-0	0-1-0	1-1-0	6-4
2015-16	1-0-0	0-0-1	1-0-1	9-6
2016-17	0-0-1	0-1-0	0-1-1	4-8
2017-18	1-0-0	0-1-0	1-1-0	5-5
TOTALS	22-32-13	13-43-10	35-75-23	344-499

STARS VS CANADIENS

2017-18 POINTS LEADER

Brendan Gallagher (31-23=54)

LONGEST STREAKS

Dallas Win: 2 games (7 times)

Last: Dec. 21, 2010 - Feb. 21, 2012

Montreal Win: 10 games

Nov. 4, 1974 - Nov. 19, 1976

Dallas Undefeated: 8 games

Dec. 11, 1998 - Dec. 31, 2003 (5-0-3)

Montreal Undefeated: 13 games

Nov. 4, 1974 - Oct. 12, 1977 (12-0-1)

MOST GOALS IN A GAME

By Dallas: 7, March 12, 1984 (7-6 OTW)

By Montreal: 9, Nov. 18, 1974 (4-9 L)

Combined: 13 (2x), Last: March 12, 1984 (7-6 OTW)

LAST SHUTOUT

By Dallas: Feb. 21, 2012 (3-0 W, Lehtonen)

By Montreal: Feb. 17, 1992 (0-8 L, Roy)

OT/SHOOTOUT/PENALTY SHOT

OT Record vs. MTL: 2-3-9

Shootout Record vs. MTL: 0-0

Last Penalty Shot vs. MTL: Broten, March 12, 1984
(Wamsley), Unsuccessful

LAST HAT TRICK

By Dallas: Arnott, Dec. 4, 2002

By Montreal: Dionne, Feb. 26, 1992

2018-19 SCHEDULE VS CANADIENS

Oct. 30 at Montreal

Dec. 31 vs Montreal

*Note: All records reflect full franchise histories





NASHVILLE PREDATORS

CENTRAL DIVISION | WEST

2017-18 RECORD: 53-18-11, 1ST WEST

STARS VS PREDATORS

2017-18 POINTS LEADER

Filip Forsberg (26-38=64)

LONGEST STREAKS

Dallas Win: 6 games

Nov. 22, 2000 - Nov. 2, 2001

Nashville Win: 5 games

Nov. 3, 2001 - March 7, 2003

Dallas Undeclared: 6 games

Nov. 22, 2000 - Nov. 2, 2001 (6-0-0)

Nashville Undeclared: 5 games

Nov. 3, 2001 - March 7, 2003 (5-0-0)

MOST GOALS IN A GAME

By Dallas: 7 (2x), Last: March 28, 2014 (7-3 W)

By Nashville: 7, April 6, 2017 (3-7 L)

Combined: 10 (4x), Last: April 6, 2017 (3-7 L)

LAST SHUTOUT

By Dallas: Oct. 14, 2009 (6-0 W, Turco)

By Nashville: March 6, 2018 (0-2 L, Rinne)

OT/SHOOTOUT/PENALTY SHOT

OT Record vs. NSH: 3-2-1

Shootout Record vs. NSH: 2-1

Last Penalty Shot vs. NSH: Roussel, Dec. 27, 2013
(Hutton), Unsuccessful

LAST HAT TRICK

By Dallas: Spezza, April 9, 2016

By Nashville: Legwand, Oct. 6, 2007

2018-19 SCHEDULE VS PREDATORS

Nov. 10 vs Nashville

Dec. 27 at Nashville

Feb. 2 at Nashville

Feb. 7 at Nashville

Feb. 19 vs Nashville

PREDATORS INFORMATION

Founded - 1998-99

Home Arena - Bridgestone Arena

Stanley Cups - None

President of Hockey Operations/GM - David Poile

Head Coach - Peter Laviolette

Associate Coach - Kevin McCarthy

Assistant Coach - Dan Muse

Goaltending Coach - Ben Vanderklok

Video Coach - Lawrence Feloney

P.R. Representatives - Kevin Wilson, Natalie Aronson, Brooks
Batten, Nick Barnowski

TV Play-By-Play - Witty Daunic

TV Color Analyst - Chris Mason, Terry Crisp

Radio Play-By-Play - Pete Weber

Radio Color Analyst - Brent Peterson, Hal Gill

YEAR BY YEAR LAST 20 YRS

YEAR	HOME	ROAD	TOT	G-/GA
1998-99	1-1-0	2-0-0	3-1-0	9-5
1999-00	2-0-0	0-2-0	2-2-0	10-9
2000-01	2-0-0	2-0-0	4-0-0	12-5
2001-02	2-0-0	0-2-0	2-2-0	9-7
2002-03	1-1-0	0-2-0	1-3-0	6-10
2003-04	2-0-0	1-0-1	3-0-1	13-6
2004-05	-	-	-	-
2005-06	2-0-0	1-0-0	3-1-0	12-9
2006-07	2-0-0	1-1-0	3-1-0	11-6
2007-08	0-2-0	1-1-0	1-3-0	8-12
2008-09	2-0-0	0-2-0	2-2-0	11-11
2009-10	1-0-1	1-1-0	2-1-1	13-7
2010-11	1-1-0	1-1-0	2-2-0	9-9
2011-12	1-1-0	1-1-0	2-2-0	12-9
2012-13	0-1-0	1-0-1	1-1-1	8-10
2013-14	3-0-0	0-2-0	3-2-0	16-13
2014-15	1-1-0	1-1-1	2-2-1	13-14
2015-16	3-0-0	1-1-0	4-1-0	19-12
2016-17	1-1-0	1-2-0	2-3-0	15-20
2017-18	1-1-0	0-2-0	1-3-0	7-14
TOTALS	28-10-1	15-22-3	43-32-4	214-190

*Note: All records reflect full franchise histories



NEW JERSEY DEVILS

METROPOLITAN DIVISION | EAST
2017-18 RECORD: 44-29-9, 8TH EAST



DEVILS INFORMATION

Founded - 1974-75 (Kansas City Scouts), 1976-77 (Colorado Rockies), 1982-83 (New Jersey Devils)

Home Arena - Prudential Center

Stanley Cups - 1995, 2000, 2003

Executive V.P. / General Manager - Ray Shero

Head Coach - John Hynes

Assistant Coaches - Alain Nasreddine, Rick Kowalsky, Mike Grier

Goaltending Coach - Roland Melanson

Video Coach - Mike Regan

P.R. Representatives - Peter Albiets, Corinne Weltman, Scott Litwack

TV Play-By-Play - Steve Cangialosi

TV Color Analyst - Ken Daneyko

Radio Play-By-Play - Matt Loughlin

Radio Color Analyst - Glenn Resch

YEAR BY YEAR LAST 20 YRS

YEAR	HOME	ROAD	TOT	GF-GA
1998-99	0-1-0	-	0-1-0	2-5
1999-00	1-0-0	1-0-0	2-0-0	5-3
2000-01	0-1-0	0-1-0	0-2-0	2-8
2001-02	0-1-0	-	0-1-0	0-3
2002-03	-	0-1-0	0-1-0	3-5
2003-04	1-0-0	-	1-0-0	2-0
2004-05	-	-	-	-
2005-06	-	-	-	-
2006-07	1-0-0	-	1-0-0	3-1
2007-08	-	0-1-0	0-1-0	2-4
2008-09	1-0-0	0-1-0	1-1-0	4-7
2009-10	1-0-0	0-1-0	1-1-0	5-7
2010-11	0-1-0	1-0-0	1-1-0	4-4
2011-12	1-0-0	0-1-0	1-1-0	6-7
2012-13	-	-	-	-
2013-14	0-0-1	0-1-0	0-1-1	2-4
2014-15	1-0-0	1-0-0	2-0-0	6-5
2015-16	1-0-0	0-0-1	1-0-1	6-5
2016-17	0-0-1	1-0-0	1-0-1	3-3
2017-18	1-0-0	0-1-0	1-1-0	6-8
TOTALS	33-14-8	22-27-4	55-41-12	344-318

STARS VS DEVILS

2017-18 POINTS LEADER

Taylor Hall (39-54=93)

LONGEST STREAKS

Dallas Win: 8 games

March 25, 1975 - Oct. 9, 1976

New Jersey Win: 4 games (2 times)

Last: March 27, 1987 - Feb. 28, 1988

Dallas Undefeated: 9 games

March 25, 1975 - Oct. 22, 1976 (8-0-1)

New Jersey Undefeated: 5 games

Nov. 26, 1977 - April 1, 1978 (3-0-2)

MOST GOALS IN A GAME

By Dallas: 9, Jan. 28, 1976 (9-3 W)

By New Jersey: 8 (2x), Last: Feb. 28, 1988 (6-8 L)

Combined: 14 (2x), Last: Feb. 28, 1988 (6-8 L)

LAST SHUTOUT

By Dallas: Nov. 28, 2003 (2-0 W, Turco)

By New Jersey: Jan. 9, 2014 (0-1 L, Schneider)

OT/SHOOTOUT/PENALTY SHOT

OT Record vs. NJD: 6-3-2

Shootout Record vs. NJD: 1-0

Last Penalty Shot vs. NJD: None

LAST HAT TRICK

By Dallas: Bjugstad, Dec. 22, 1985

By New Jersey: Verbeek (4G)/Muller, Feb. 28, 1988

2018-19 SCHEDULE VS DEVILS

Oct. 16 at New Jersey

Jan. 2 vs. New Jersey

*Note: All records reflect full franchise histories





NEW YORK ISLANDERS

METROPOLITAN DIVISION | EAST

2017-18 RECORD: 35-37-10, 11TH EAST

STARS VS ISLANDERS

2017-18 POINTS LEADER

Mathew Barzal (22-63=85)

LONGEST STREAKS

Dallas Win: 7 games

Dec. 21, 1996 - Nov. 30, 1999

New York Win: 7 games

Jan. 12, 1974 - Feb. 12, 1975

Dallas Undeclared: 11 games

Dec. 21, 1996 - Oct. 28, 2001 (9-0-2)

New York Undeclared: 12 games

Jan. 12, 1974 - Feb. 24, 1976 (11-0-1)

MOST GOALS IN A GAME

By Dallas: 8 (2x), Last: Nov. 23, 1982 (8-8 T)

By New York: 9 (2x), Last: Nov. 23, 1977 (2-9 L)

Combined: 16, Nov. 23, 1982 (8-8 T)

LAST SHUTOUT

By Dallas: Nov. 10, 2017 (5-0 W, Bishop)

By New York: Jan. 19, 2017 (0-3 L, Greiss)

OT/SHOOTOUT/PENALTY SHOT

OT Record vs. NYI: 3-2-7

Shootout Record vs. NYI: 1-0

Last Penalty Shot vs. NYI: None

LAST HAT TRICK

By Dallas: Gagner, Jan. 21, 1989

By New York: Nielsen, Oct. 25, 2014

2018-19 SCHEDULE VS ISLANDERS

Nov. 18 at New York

Dec. 23 vs. New York

ISLANDERS INFORMATION

Founded - 1972-73

Home Arena - Barclays Center

Stanley Cups - 1980, 1981, 1982, 1983

President / General Manager - Lou Lamoriello

Head Coach - Lane Lambert

Associate Coach - Greg Cronin

Assistant Coaches - John Gruden, Scott Gomez

Dir. of Goaltending - Mitch Korn

P.R. Representatives - Kimber Auerbach, Jesse Eisenberg,

Kelly Keogh

TV Play-By-Play - Brendan Burke

TV Color Analyst - Butch Goring

YEAR BY YEAR LAST 20 YRS

YEAR	HOME	ROAD	TOT	GF-GA
1998-99	1-0-0	1-0-0	2-0-0	7-4
1999-00	0-0-1	1-0-0	1-0-1	5-5
2000-01	1-0-0	1-0-0	2-0-0	5-2
2001-02	0-1-0	0-0-1	0-1-1	4-6
2002-03	-	0-1-0	0-1-0	2-3
2003-04	0-0-1	0-1-0	0-1-1	5-8
2004-05	-	-	-	-
2005-06	-	-	-	-
2006-07	0-1-0	-	0-1-0	0-3
2007-08	-	1-0-0	1-0-0	3-2
2008-09	-	1-0-0	1-0-0	5-3
2009-10	1-0-0	-	1-0-0	4-3
2010-11	-	1-0-0	1-0-0	4-4
2011-12	0-1-0	1-0-0	1-1-0	7-7
2012-13	-	-	-	-
2013-14	0-1-0	0-1-0	0-2-0	5-11
2014-15	1-0-0	0-1-0	1-1-0	8-9
2015-16	1-0-0	0-1-0	1-1-0	8-6
2016-17	0-1-0	0-1-0	0-2-0	4-8
2017-18	1-0-0	1-0-0	2-0-0	10-2
TOTALS	22-24-9	19-29-9	41-53-18	332-404

*Note: All records reflect full franchise histories



NEW YORK RANGERS

METROPOLITAN DIVISION | EAST
2017-18 RECORD: 34-39-9, 12TH EAST



RANGERS INFORMATION

Founded - 1926-27

Home Arena - Madison Square Garden

Stanley Cups - 1928, 1933, 1940, 1994

President - Glen Sather

General Manager - Jeff Gorton

Head Coach - David Quinn

Assistant Coaches - Greg Brown, David Oliver, Lindy Ruff

Assistant/Goaltending Coach - Benoit Allaire

Video Coach - Jerry Dineen

P.R. Representatives - John Rosasco, Ryan Nissan, Lindsay

Hayes, Micheal Rappaport

TV Play-By-Play - Sam Rosen

TV Color Analyst - Joe Micheletti/John Giannone

Radio Play-By-Play - Kenny Albert

Radio Color Analyst - Dave Maloney

YEAR BY YEAR LAST 20 YRS

YEAR	HOME	ROAD	TOT	GF-GA
1998-99	1-0-0	0-0-1	1-0-1	5-3
1999-00	1-0-0	1-0-0	2-0-0	8-6
2000-01	1-0-0	1-0-0	2-0-0	8-2
2001-02	1-0-0	0-1-0	1-1-0	6-6
2002-03	0-0-1	-	0-0-1	3-3
2003-04	-	0-1-0	0-1-0	0-3
2004-05	-	-	-	-
2005-06	-	-	-	-
2006-07	0-1-0	-	0-1-0	2-5
2007-08	-	1-0-0	1-0-0	3-2
2008-09	1-0-0	1-0-0	2-0-0	12-3
2009-10	-	0-1-0	0-1-0	2-5
2010-11	0-0-1	-	0-0-1	2-2
2011-12	-	1-0-0	1-0-0	1-0
2012-13	-	-	-	-
2013-14	0-1-0	0-1-0	0-2-0	4-6
2014-15	1-0-0	1-0-0	2-0-0	6-4
2015-16	0-1-0	0-1-0	0-2-0	4-9
2016-17	0-1-0	1-0-0	1-1-0	7-8
2017-18	1-0-0	1-0-0	2-0-0	4-2
TOTALS	23-34-12	21-39-11	44-73-23	399-481

STARS VS RANGERS

2017-18 POINTS LEADER

Mats Zuccarello (16-37=53)

LONGEST STREAKS

Dallas Win: 5 games

April 9, 1999 - Jan. 8, 2001

New York Win: 7 games

March 17, 1976 - Dec. 3, 1977

Dallas Undefeated: 8 games

Oct. 28, 1997 - Jan. 8, 2001 (6-0-2)

New York Undefeated: 11 games

March 17, 1976 - March 19, 1978 (9-0-2)

MOST GOALS IN A GAME

By Dallas: 10, Feb. 6, 2009 (10-2 W)

By New York: 11, Dec. 4, 1976 (4-11 L)

Combined: 15, Dec. 4, 1976 (4-11 L)

LAST SHUTOUT

By Dallas: Dec. 13, 2011 (1-0 W, Bachman)

By New York: Dec. 15, 2016 (0-2 L, Lundqvist)

OT/SHOOTOUT/PENALTY SHOT

OT Record vs. NYR: 3-0-9

Shootout Record vs. NYR: 1-1

Last Penalty Shot vs. NYR: None

LAST HAT TRICK

By Dallas: Nieuwendyk, Dec. 31, 2000

By New York: McClanahan, Nov. 24, 1982

2018-19 SCHEDULE VS RANGERS

Nov. 19 at New York

March 5 vs. New York

*Note: All records reflect full franchise histories





OTTAWA SENATORS

ATLANTIC DIVISION | EAST

2017-18 RECORD: 28-43-11, 15TH EAST

STARS VS SENATORS

2017-18 POINTS LEADER

Mark Stone (20-42=62) & Erik Karlsson (9-53=62)

LONGEST STREAKS

Dallas Win: 7 games

Last: March 20, 2010 - Jan. 29, 2015

Ottawa Win: 4 games (active)

Last: Feb. 9, 2017 - Present

Dallas Undeclared: 8 games

Dec. 20, 2008 - Jan. 29, 2015 (7-0-1)

Ottawa Undeclared: 4 games (active)

Last: Feb. 9, 2017 - Present (4-0-0)

MOST GOALS IN A GAME

By Dallas: 7, Jan. 21, 1993 (7-2 W)

By Ottawa: 7, Nov. 24, 2015 (4-7 L)

Combined: 11 (2x), last: Nov. 24, 2015 (4-7 L)

LAST SHUTOUT

By Dallas: Dec. 15, 2005 (2-0 W, Turco)

By Ottawa: Jan. 7, 1998 (0-2 L, Rhodes)

OT/SHOOTOUT/PENALTY SHOT

OT Record vs. OTT: 1-5-0

Shootout Record vs. OTT: 1-0

Last Penalty Shot vs. OTT: None

LAST HAT TRICK

By Dallas: Hull, March 18, 2001

By Ottawa: Spezza, March 20, 2010

2018-19 SCHEDULE VS SENATORS

Oct. 15 at Ottawa

Nov. 23 vs. Ottawa

SENATORS INFORMATION

Founded - 1992-93

Home Arena - Canadian Tire Centre

Stanley Cups - None

General Manager - Pierre Dorion

Head Coach - Guy Boucher

Associate Coach - Marc Crawford

Assistant Coaches - Rob Cookson, Martin Raymond

Goaltending Coach - Pierre Groulx

Video Coach - Kristopher Young

P.R. Representatives - Brian Morris, Chris Moore, Brett Varey

TV - TSN Regional

Radio Play-By-Play - Dean Brown / Nicolas St.Pierre (French)

Radio Color Analyst - Gord Wilson / Alain Sanscartier (French)

YEAR BY YEAR LAST 20 YRS

YEAR	HOME	ROAD	TOT	GF-GA
1998-99	0-1-0	1-0-0	1-1-0	4-4
1999-00	-	1-0-0	1-0-0	3-1
2000-01	1-0-0	0-1-0	1-1-0	6-4
2001-02	0-1-0	-	0-1-0	3-6
2002-03	1-0-0	0-0-1	1-0-1	7-6
2003-04	1-0-0	-	1-0-0	5-3
2004-05	-	-	-	-
2005-06	-	1-0-0	1-0-0	2-0
2006-07	-	-	-	-
2007-08	0-1-0	-	0-1-0	2-4
2008-09	-	0-0-1	0-0-1	4-5
2009-10	1-0-0	-	1-0-0	5-4
2010-11	-	1-0-0	1-0-0	2-1
2011-12	1-0-0	-	1-0-0	3-2
2012-13	-	-	-	-
2013-14	1-0-0	1-0-0	2-0-0	7-4
2014-15	1-0-0	1-0-0	2-0-0	11-7
2015-16	0-1-0	1-0-0	1-1-0	6-8
2016-17	0-1-0	0-1-0	0-2-0	4-8
2017-18	0-0-1	0-0-1	0-0-2	4-6
TOTALS	11-7-1	10-4-3	21-11-4	118-99

*Note: All records reflect full franchise histories



PHILADELPHIA FLYERS

METROPOLITAN DIVISION | EAST
2017-18 RECORD: 42-26-14, 6TH EAST



FLYERS INFORMATION

Founded - 1967-68

Home Arena - Wells Fargo Center

Stanley Cups - 1974, 1975

Executive V.P. / General Manager - Ron Hextall

Head Coach - Dave Hakstol

Assistant Coaches - Gord Murphy, Kris Knoblauch, Ian Laperriere

Goaltending Coach - Kim Dillabaugh

Video Coach - Adam Patterson

P.R. Representatives - Zack Hill, Joe Sivilie, Brian Smith

TV Play-By-Play - Jim Jackson

TV Color Analyst - Chris Therien

Radio Play-By-Play - Tim Saunders

Radio Color Analyst - Steve Coates

YEAR BY YEAR LAST 20 YRS

YEAR	HOME	ROAD	TOT	GF-GA
1998-99	-	0-0-1	0-0-1	1-1
1999-00	1-0-0	0-0-1	1-0-1	3-1
2000-01	1-0-0	-	1-0-0	4-1
2001-02	0-0-1	0-1-0	0-1-1	4-5
2002-03	-	0-0-1	0-1-1	2-2
2003-04	0-0-1	0-0-1	0-0-2	4-4
2004-05	-	-	-	-
2005-06	-	-	-	-
2006-07	1-0-0	-	1-0-0	3-2
2007-08	-	1-0-0	1-0-0	4-1
2008-09	-	0-1-0	0-1-0	3-4
2009-10	0-1-0	0-1-0	0-2-0	5-9
2010-11	0-0-1	0-1-0	0-1-1	3-5
2011-12	0-1-0	0-0-0	0-1-0	1-4
2012-13	-	-	-	-
2013-14	1-0-0	0-1-0	1-1-0	7-5
2014-15	0-0-1	1-0-0	1-0-1	7-7
2015-16	1-0-0	1-0-0	2-0-0	5-2
2016-17	1-0-0	0-1-0	1-1-0	5-5
2017-18	1-0-0	0-0-1	1-0-1	4-4
TOTALS	32-25-18	12-47-17	44-72-35	413-516

STARS VS FLYERS

2017-18 POINTS LEADER

Claude Giroux (34-68=102)

LONGEST STREAKS

Dallas Win: 3 games

March 10, 2015 - Dec. 11, 2015

Philadelphia Win: 6 games

Nov. 24, 2008 - Dec. 21, 2011

Dallas Undefeated: 8 games

Jan. 21, 1997 - Nov. 23, 2001 (3-0-5)

Philadelphia Undefeated: 14 games

March 5, 1975 - Dec. 29, 1977 (10-0-4)

MOST GOALS IN A GAME

By Dallas: 8, Jan. 6, 1994 (8-0 W)

By Philadelphia: 9 (3x), Last: Oct. 31, 1976 (1-9 L)

Combined: 14, Oct. 11, 1975 (5-9 L)

LAST SHUTOUT

By Dallas: March 1, 2000 (2-0 W, Belfour)

By Philadelphia: Dec. 21, 1991 (0-3 L, Hextall)

OT/SHOOTOUT/PENALTY SHOT

OT Record vs. PHI: 2-3-13

Shootout Record vs. PHI: 0-1

Last Penalty Shot vs. PHI: Bjuggstad, Nov. 3, 1984 (Lindbergh), Unsuccessful

LAST HAT TRICK

By Dallas: T. Seguin, Dec. 7, 2013

By Philadelphia: Schenn, Dec. 10, 2016

2018-19 SCHEDULE VS FLYERS

Jan. 10 at Philadelphia

April 2 vs. Philadelphia

*Note: All records reflect full franchise histories





PITTSBURGH PENGUINS

METROPOLITAN DIVISION | EAST

2017-18 RECORD: 47-29-6, 5TH EAST

STARS VS PENGUINS

2017-18 POINTS LEADER

Evgeni Malkin (42-56=98)

LONGEST STREAKS

Dallas Win: 4 games (3 times)

Last: Oct. 16, 2014 - Oct. 22, 2015

Pittsburgh Win: 8 games

Oct. 15, 1985 - March 1, 1988

Dallas Undeclared: 8 games

March 16, 1997 - Jan. 19, 2001 (6-0-2)

Pittsburgh Undeclared: 8 games

Oct. 15, 1985 - March 1, 1988 (8-0-0)

MOST GOALS IN A GAME

By Dallas: 10, March 7, 1973 (10-4 W)

By Pittsburgh: 9, Jan. 12, 1989 (2-9 L)

Combined: 15 (2x), Last: Feb. 3, 1982 (9-6 W)

LAST SHUTOUT

By Dallas: Oct. 8, 2015 (3-0 W, Niemi)

By Pittsburgh: March 9, 2004 (0-4 L, Aubin)

OT/SHOOTOUT/PENALTY SHOT

OT Record vs. PIT: 1-1-3

Shootout Record vs. PIT: 1-2

Last Penalty Shot vs. PIT: Modano, Oct. 24, 2001 (Hedberg), Unsuccessful

LAST HAT TRICK

By Dallas: Nieuwendyk, Nov. 5, 1997

By Pittsburgh: Brown, March 4, 1990

2018-19 SCHEDULE VS PENGUINS

Nov. 21 at Pittsburgh

March 23 vs. Pittsburgh

PENGUINS INFORMATION

Founded - 1967-68

Home Arena - PPG Paints Arena

Stanley Cups - 1991, 1992, 2009, 2016, 2017

Executive V.P. / General Manager - Jim Rutherford

Head Coach - Mike Sullivan

Assistant Coaches - Sergei Gonchar, Jacques Martin, Mark Recchi

Goaltending Coach - Mike Buckley

Video Coach - Andy Saucier

P.R. Representatives - Jennifer Bullano Ridgley, Jason

Seidling, Phil Steigerwald

TV Play-By-Play - Steve Mears

TV Color Analyst - Bob Errey

Radio Play-By-Play - Mike Lange

Radio Color Analyst - Phil Bourque

YEAR BY YEAR LAST 20 YRS

YEAR	HOME	ROAD	TOT	GF-GA
1998-99	1-0-0	0-0-1	1-0-1	8-6
1999-00	1-0-0	-	1-0-0	6-4
2000-01	1-0-0	1-0-0	2-0-0	14-7
2001-02	-	0-1-0	0-1-0	2-3
2002-03	1-0-0	-	1-0-0	3-1
2003-04	-	0-1-0	0-1-0	0-4
2004-05	-	-	-	-
2005-06	-	-	-	-
2006-07	0-0-1	-	0-0-1	3-4
2007-08	-	0-1-0	0-1-0	1-4
2008-09	0-1-0	-	0-1-0	1-4
2009-10	-	0-1-0	0-1-0	3-6
2010-11	1-0-0	-	1-0-0	5-2
2011-12	0-0-1	0-1-0	0-1-1	4-7
2012-13	-	-	-	-
2013-14	1-0-0	0-1-0	1-1-0	4-5
2014-15	1-0-0	1-0-0	2-0-0	5-3
2015-16	1-0-0	1-0-0	2-0-0	7-1
2016-17	1-0-0	0-1-0	1-1-0	5-8
2017-18	1-0-0	0-1-0	1-1-0	5-6
TOTALS	43-22-8	21-44-6	64-66-14	467-499

*Note: All records reflect full franchise histories

SAN JOSE SHARKS

PACIFIC DIVISION | WEST

2017-18 RECORD: 45-27-10, 6TH WEST



SHARKS INFORMATION

Founded - 1991-92

Home Arena - SAP Center

Stanley Cups - None

General Manager - Doug Wilson

Head Coach - Peter DeBoer

Assistant Coaches - Steve Spott, Rob Zettler, Dave Barr

Assistant/Goaltending Coach - Johan Hedberg

Video Coach - Dan Darrow

P.R. Representatives - Scott Emmert, Ben Guerrero, Joanna

Schimmel, Nick Carrillo, Jim Sparco

TV Play-By-Play - Randy Hahn

TV Color Analyst - Jamie Baker

Radio Play-By-Play - Dan Rusanowsky

Radio Color Analyst - Bret Hedican, David Maley

YEAR BY YEAR LAST 20 YRS

YEAR	HOME	ROAD	TOT	GF-GA
1998-99	2-0-1	2-1-0	4-1-1	13-11
1999-00	1-2-0	1-2-0	2-4-0	12-17
2000-01	1-1-0	2-0-1	3-1-1	14-11
2001-02	1-1-1	1-1-0	2-2-1	12-12
2002-03	2-0-0	3-0-0	5-0-0	16-6
2003-04	2-0-1	1-1-1	3-1-2	15-8
2004-05	-	-	-	-
2005-06	2-0-2	2-2-0	4-2-2	24-26
2006-07	2-2-0	3-1-0	5-3-0	18-16
2007-08	1-2-1	3-0-1	4-2-2	24-20
2008-09	0-3-0	1-2-0	1-5-0	10-18
2009-10	2-1-0	2-1-0	4-2-0	19-14
2010-11	1-1-1	2-1-0	3-2-1	16-24
2011-12	1-2-0	0-3-0	1-5-0	11-25
2012-13	2-0-0	1-1-0	3-1-0	11-9
2013-14	1-0-0	0-0-2	1-0-2	7-8
2014-15	0-2-0	1-0-0	1-2-0	10-11
2015-16	1-0-0	1-0-1	2-0-1	12-9
2016-17	2-0-0	0-1-0	2-1-0	8-6
2017-18	1-0-0	1-1-0	2-1-0	12-7
TOTALS	31-23-8	35-23-6	66-46-14	352-326

STARS VS SHARKS

2017-18 POINTS LEADER

Brent Burns (12-55=67)

LONGEST STREAKS

Dallas Win: 6 games

Oct. 17, 1991 - March 9, 1993

San Jose Win: 5 games (2 times)

Last: March 15, 2011 - Feb. 2, 2012

Dallas Undefeated: 9 games

Jan. 13, 2004 - Jan. 30, 2006 (6-0-3)

San Jose Undefeated: 8 games

March 15, 2011 - April 3, 2012 (7-0-1)

MOST GOALS IN A GAME

By Dallas: 10, Nov. 28, 1992 (10-3 W)

By San Jose: 7, Feb. 6, 1994 (1-7 L)

Combined: 13, Nov. 28, 1992 (10-3 W)

LAST SHUTOUT

By Dallas: Dec. 31, 2017 (6-0 W, Bishop)

By San Jose: March 31, 2012 (0-3 L, Niemi)

OT/SHOOTOUT/PENALTY SHOT

OT Record vs. SJS: 4-7-5

Shootout Record vs. SJS: 9-2

Last Penalty Shot vs. SJS: Zubov, Nov. 7, 2007 (Nabokov), Unsuccessful

LAST HAT TRICK

By Dallas: Benn, April 3, 2018

By San Jose: Ricci, April 7, 2001

2018-19 SCHEDULE VS SHARKS

Nov. 8 vs. San Jose

Dec. 7 vs. San Jose

Dec. 13 at San Jose

*Note: All records reflect full franchise histories





ST. LOUIS BLUES

CENTRAL DIVISION | WEST

2017-18 RECORD: 44-32-6, 9TH WEST

STARS VS BLUES

2017-18 POINTS LEADER

Brayden Schenn (28-42=70)

LONGEST STREAKS

Dallas Win: 6 games

Jan. 23, 2004 - Jan. 25, 2006

St. Louis Win: 6 games

Dec. 28, 1974 - Nov. 5, 1975

Dallas Undeclared: 15 games

March 8, 1982 - Jan. 27, 1984 (9-0-6)

St. Louis Undeclared: 9 games

Dec. 10, 1987 - Dec. 30, 1988 (6-0-3)

MOST GOALS IN A GAME

By Dallas: 10, Jan. 27, 1984 (10-8 W)

By St. Louis: 9 (2x), Last: Jan. 28, 1988 (1-9 L)

Combined: 18, Jan. 27, 1984 (10-8 W)

LAST SHUTOUT

By Dallas: Dec. 27, 2016 (3-0 W, Lehtonen)

By St. Louis: Dec. 7, 2017 (0-3 L, Allen)

OT/SHOOTOUT/PENALTY SHOT

OT Record vs. STL: 7-11-21

Shootout Record vs. STL: 3-2

Last Penalty Shot vs. STL: Moen, April 3, 2015
(Elliott), Successful

LAST HAT TRICK

By Dallas: Jamie Benn, Feb. 17, 2015

By St. Louis: Schwartz, April 3, 2015

2018-19 SCHEDULE VS BLUES

Jan. 8 at St. Louis

Jan. 12 vs. St. Louis

Feb. 21 vs. St. Louis

March 2 at St. Louis

BLUES INFORMATION

Founded - 1967-68

Home Arena - Enterprise Center

Stanley Cups - None

President of Hockey Operations / GM - Doug Armstrong

Head Coach - Mike Yeo

Associate Coach - Craig Berube

Assistant Coaches - Mike Van Ryn, Steve Ott, Daniel Tkaczuk

Video Coach - Sean Ferrell

Goaltending Coach - David Alexander

P.R. Representatives - Mike Caruso, Rich Jankowski, Dan O'Neill, Lindy Noel

TV Play-By-Play - John Kelly

TV Color Analyst - Darren Pang, Bernie Federko

Radio Play-By-Play - Chris Kerber

Radio Color Analyst - Kelly Chase

YEAR BY YEAR LAST 20 YRS

YEAR	HOME	ROAD	TOT	GF-GA
1998-99	2-0-0	0-1-1	2-1-1	16-14
1999-00	1-1-0	1-1-0	2-2-0	12-11
2000-01	0-0-2	0-0-1	0-0-3	7-8
2001-02	1-0-1	0-1-1	1-1-2	8-11
2002-03	1-0-1	1-1-0	2-1-1	12-10
2003-04	2-0-0	1-1-0	3-1-0	9-5
2004-05	-	-	-	-
2005-06	2-0-0	1-0-1	3-0-1	16-8
2006-07	1-1-0	0-2-0	1-3-0	9-12
2007-08	2-0-0	1-1-1	3-1-0	15-11
2008-09	1-1-0	0-2-0	1-3-0	9-18
2009-10	0-1-1	1-1-0	1-2-1	9-12
2010-11	2-0-0	2-0-0	4-0-0	11-7
2011-12	1-1-0	0-2-0	1-3-0	8-11
2012-13	1-1-0	0-1-0	1-2-0	8-7
2013-14	1-0-1	2-1-0	3-1-1	13-13
2014-15	0-2-1	2-0-0	2-2-1	16-18
2015-16	1-0-1	0-1-2	1-1-3	10-13
2016-17	1-0-1	0-1-1	1-1-2	14-13
2017-18	3-0-0	0-2-0	3-2-0	11-12
TOTALS	69-46-28	41-77-26	110-123-54	864-914

*Note: All records reflect full franchise histories

TAMPA BAY LIGHTNING

ATLANTIC DIVISION | EAST

2017-18 RECORD: 54-23-5, 1ST EAST



LIGHTNING INFORMATION

Founded - 1992-93

Home Arena - Amalie Arena

Stanley Cups - 2004

Vice President / General Manager - Steve Yzerman

Head Coach - Jon Cooper

Assistant Coaches - Todd Richards, Jeff Halpern, Derek Lalonde

Goaltending Coach - Frantz Jean

Video Coach - Nigel Kirwan

P.R. Representatives - Brian Breseman, Trevor van Knotsen-
burg, Bryan Burns

TV Play-By-Play - Rick Peckham

TV Color Analyst - Brian Engblom

Radio Play-By-Play - David Mishkin

Radio Color Analyst - Phil Esposito

YEAR BY YEAR LAST 20 YRS

YEAR	HOME	ROAD	TOT	GF-GA
1998-99	1-0-0	1-0-0	2-0-0	10-5
1999-00	0-1-0	1-0-0	1-1-0	5-4
2000-01	1-0-0	1-0-0	2-0-0	9-4
2001-02	-	1-0-0	1-0-0	2-1
2002-03	0-1-0	-	0-1-0	1-4
2003-04	-	1-0-0	1-0-0	2-1
2004-05	-	-	-	-
2005-06	0-1-0	-	0-1-0	3-6
2006-07	-	1-0-0	1-0-0	2-1
2007-08	-	-	-	-
2008-09	-	0-1-0	0-1-0	2-4
2009-10	1-0-0	-	1-0-0	4-3
2010-11	-	0-1-0	0-1-0	4-5
2011-12	0-1-0	-	0-1-0	1-2
2012-13	-	-	-	-
2013-14	0-1-0	1-0-0	1-1-0	7-6
2014-15	0-1-0	0-1-0	0-2-0	7-10
2015-16	1-0-0	1-0-0	2-0-0	9-6
2016-17	1-0-0	0-1-0	1-1-0	7-9
2017-18	0-0-1	0-1-0	0-1-1	5-11
TOTALS	10-7-2	13-6-2	23-13-4	127-110

STARS VS LIGHTNING

2017-18 POINTS LEADER

Nikita Kucherov (39-61=100)

LONGEST STREAKS

Dallas Win: 6 games

Nov. 29, 1996 - March 31, 1999

Tampa Bay Win: 3 games (2x) last:

April 2, 2017 - March 1, 2018

Dallas Undefeated: 6 games

Nov. 29, 1996 - March 31, 1999 (6-0-0)

Tampa Bay Undefeated: 7 games

Jan. 20, 2006 - March 1, 2014 (5-0-2)

MOST GOALS IN A GAME

By Dallas: 6 (3x), Last: Nov. 20, 2000 (6-2 W)

By Tampa Bay: 6 (3x) Last: Nov. 16, 2017 (1-6 L)

Combined: 10 (2x), Last: March 31, 1999 (6-4 W)

LAST SHUTOUT

By Dallas: Dec. 10, 1997 (3-0 W, Belfour)

By Tampa Bay: None

OT/SHOOTOUT/PENALTY SHOT

OT Record vs. TBL: 2-1-3

Shootout Record vs. TBL: 0-0

Last Penalty Shot vs. TBL: None

LAST HAT TRICK

By Dallas: Roussel, Feb. 18, 2017

By Tampa Bay: None

2018-19 SCHEDULE VS LIGHTNING

Jan. 15 vs. Tampa Bay

Feb. 14 at Tampa Bay

*Note: All records reflect full franchise histories





TORONTO MAPLE LEAFS

ATLANTIC DIVISION | EAST

2017-18 RECORD: 49-26-7, 4TH EAST

STARS VS MAPLE LEAFS

2017-18 POINTS LEADER

Mitch Marner (22-47=69)

LONGEST STREAKS

Dallas Win: 10 games

Jan. 18, 1986 - Dec. 18, 1986

Toronto Win: 9 games

Oct. 30, 1976 - Dec. 20, 1978

Dallas Undeclared: 15 games

April 3, 1985 - Jan. 14, 1987 (13-0-2)

Toronto Undeclared: 11 games

Oct. 30, 1976 - Jan. 24, 1979 (10-0-1)

MOST GOALS IN A GAME

By Dallas: 9 (2x), Last: April 3, 1985 (9-7 W)**By Toronto:** 9 (2x), Last: Jan. 18, 1984 (4-9 L)**Combined:** 16, April 3, 1985 (9-7 W)

LAST SHUTOUT

By Dallas: Oct. 19, 1996 (2-0 W, Moog)**By Toronto:** Dec. 23, 2014 (0-4 L, Bernier)

OT/SHOOTOUT/PENALTY SHOT

OT Record vs. TOR: 6-7-12**Shootout Record vs. TOR:** 0-2**Last Penalty Shot vs. TOR:** Ciccarelli, Nov. 26, 1988 (Bester), Unsuccessful

LAST HAT TRICK

By Dallas: Neal, Dec. 23, 2008**By Toronto:** Derlago, April 3, 1985

2018-19 SCHEDULE VS MAPLE LEAFS

Oct. 9 vs. Toronto

Nov. 1 at Toronto

MAPLE LEAFS INFORMATION

Founded - 1917-18**Home Arena** - Air Canada Centre**Stanley Cups** - 1918, 1922, 1932, 1941, 1945, 1947, 1948, 1949, 1951, 1962, 1963, 1964, 1967**General Manager** - Kyle Dubas**Head Coach** - Mike Babcock**Assistant Coaches** - Andrew Brewer, Jim Hiller, D.J. Smith**Goaltending Coach** - Steve Briere**Video Analyst** - Jordan Bean**P.R. Representatives** - Steve Keogh, Scott McNaughton, Chris Lund, Colin McBride**TV Play-By-Play** - Paul Romanuk/Dave Randorf**TV Color Analysts** - Greg Millen**Radio Play-By-Play** - Joe Bowen**Radio Color Analyst** - Jim Ralph

YEAR BY YEAR LAST 20 YRS

YEAR	HOME	ROAD	TOT	GF-GA
1998-99	0-1-0	1-0-0	1-1-0	9-7
1999-00	-	0-1-0	0-1-0	0-4
2000-01	-	1-0-0	1-0-0	3-1
2001-02	-	0-0-1	0-0-1	5-5
2002-03	1-0-0	-	1-0-0	2-1
2003-04	0-1-0	-	0-1-0	1-3
2004-05	-	-	-	-
2005-06	1-0-0	-	1-0-0	2-1
2006-07	-	-	-	-
2007-08	1-0-0	-	1-0-0	3-1
2008-09	-	1-0-0	1-0-0	8-2
2009-10	1-0-0	-	1-0-0	4-2
2010-11	-	0-1-0	0-1-0	1-4
2011-12	0-0-1	-	0-0-1	3-3
2012-13	-	-	-	-
2013-14	1-0-0	0-0-1	1-0-1	9-4
2014-15	0-1-0	0-1-0	0-2-0	3-9
2015-16	0-1-0	0-1-0	0-2-0	3-7
2016-17	1-0-0	0-1-0	1-1-0	7-6
2017-18	0-1-0	0-0-1	0-1-1	6-10
TOTALS	54-39-12	37-53-19	91-92-31	733-713

*Note: All records reflect full franchise histories

VANCOUVER CANUCKS

PACIFIC DIVISION | WEST

2017-18 RECORD: 31-40-11, 14TH WEST



CANUCKS INFORMATION

Founded - 1970-71

Home Arena - Rogers Arena

Stanley Cups - None

General Manager - Jim Benning

Head Coach - Travis Green

Assistant Coaches - Nolan Baumgartner, Newell Brown, Doug Jarvis, Manny Malhotra

Goaltending Coach - Dan Cloutier

Video Coach - Darryl Seward

P.R. Representatives - Chris Brumwell, Ben Brown

TV Play-By-Play - John Shorthouse

TV Color Analyst - John Garrett

Radio Play-By-Play - John Shorthouse, Jon Abbott

Radio Color Analyst - Dave Tomlinson

YEAR BY YEAR LAST 20 YRS

YEAR	HOME	ROAD	TOT	GF-GA
1998-99	1-1-0	0-2-0	1-3-0	10-15
1999-00	0-1-1	2-0-0	2-1-1	10-9
2000-01	1-1-0	1-1-0	2-2-0	11-13
2001-02	0-2-0	2-0-0	2-2-0	11-13
2002-03	1-1-0	2-0-0	3-1-0	14-8
2003-04	2-0-0	1-0-1	3-0-1	11-6
2004-05	-	-	-	-
2005-06	2-0-0	1-1-0	3-1-0	11-9
2006-07	2-0-0	0-1-1	2-1-1	6-6
2007-08	1-1-0	1-1-0	2-2-0	11-12
2008-09	1-1-0	1-1-0	2-2-0	8-12
2009-10	1-1-0	0-1-1	1-2-1	9-11
2010-11	0-2-0	0-2-0	0-4-0	5-20
2011-12	1-1-0	1-1-0	2-2-0	11-11
2012-13	1-1-0	1-0-0	2-1-0	12-8
2013-14	2-0-0	1-0-0	3-0-0	12-3
2014-15	1-0-0	2-0-0	3-0-0	12-6
2015-16	2-0-0	1-0-0	3-0-0	11-7
2016-17	1-0-0	1-0-1	2-0-1	10-8
2017-18	0-2-0	1-0-0	1-2-0	3-11
TOTALS	52-31-12	41-38-14	93-69-26	600-588

STARS VS CANUCKS

2017-18 POINTS LEADER

Brock Bosner (29-26=55) & Daniel Sedin (23-32=55)

LONGEST STREAKS

Dallas Win: 10 games

April 18, 2013 - Dec. 3, 2015

Vancouver Win: 6 games (2 times)

Last: Jan. 2, 2010 - Feb. 19, 2011

Dallas Undefeated: 12 games

Oct. 14, 1972 - Oct. 22, 1974 (8-0-4)

Vancouver Undefeated: 7 games (2 times)

Last: Jan. 2, 2010 - Feb. 26, 2011 (6-0-1)

MOST GOALS IN A GAME

By Dallas: 9 (3x), Last: Oct. 7, 1983 (9-10 L)

By Vancouver: 10 (2x), Last: Jan. 31, 1986 (5-10 L)

Combined: 19, Oct. 7, 1983 (9-10 L)

LAST SHUTOUT

By Dallas: Dec. 17, 2014 (2-0 W, Lehtonen)

By Vancouver: Feb. 11, 2018 (0-6 L, Markstrom)

OT/SHOOTOUT/PENALTY SHOT

OT Record vs. VAN: 8-2-10

Shootout Record vs. VAN: 3-2

Last Penalty Shot vs. VAN: Ribeiro, March 22, 2012 (Schneider), Unsuccessful

LAST HAT TRICK

By Dallas: T. Seguin, March 6, 2014

By Vancouver: Bertuzzi, March 17, 2003

2018-19 SCHEDULE VS CANUCKS

Dec. 1 at Vancouver

March 17 vs. Vancouver

*Note: All records reflect full franchise histories





VEGAS GOLDEN KNIGHTS

PACIFIC DIVISION | 3RD WEST

2017-18 RECORD: 51-24-7

STARS VS GOLDEN KNIGHTS

2017-18 POINTS LEADER

William Karlsson (43-35=78)

LONGEST STREAKS

Dallas Win: N/A

Vegas Win: N/A

Dallas Undeclared: N/A

Vegas Undeclared: N/A

MOST GOALS IN A GAME

By Dallas: 3 (2x), Last: Dec. 9, 2017 (3-5 L)

By Vegas: 5, Dec. 9, 2017 (3-5 L)

Combined: 8, Dec. 9, 2017 (3-5 L)

LAST SHUTOUT

By Dallas: Nov. 28, 2017 (3-0 W, Bishop)

By Vegas: N/A

OT/SHOOTOUT/PENALTY SHOT

OT Record vs. VGK: N/A

Shootout Record vs. VGK: N/A

Last Penalty Shot vs. VGK: N/A

LAST HAT TRICK

By Dallas: Faska, Nov. 28, 2017

By Vegas: N/A

GOLDEN KNIGHTS INFORMATION

Founded - 2017-18

Home Arena - T-Mobile Arena

Stanley Cups - None

General Manager - George McPhee

Head Coach - Gerard Gallant

Assistant Coaches - Mike Kelly, Ryan Craig, Ryan McGill

Goaltending Coach - David Prior

Video Coach - Tommy Cruz

P.R. Representatives - Eric Tosi, Sage Sammons, Alyssa Girardi

TV Play-By-Play - Dave Goucher

TV Color Analyst - Shane Hnidy

Radio Play-By-Play - Dan D'Uva

YEAR BY YEAR

YEAR	HOME	ROAD	TOT	GF-GA
2017-18	0-2-0	1-0-0	1-2-0	7-7
TOTALS	0-2-0	1-0-0	1-2-0	7-7

2018-19 SCHEDULE VS GOLDEN KNIGHTS

Dec. 9 at Vegas

Feb. 26 at Vegas

March 15 vs. Vegas

*Note: All records reflect full franchise histories



WASHINGTON CAPITALS

METROPOLITAN DIVISION | EAST
2017-18 RECORD: 49-26-7, 3RD EAST



CAPITALS INFORMATION

Founded - 1974-75

Home Arena - Capital One Arena

Stanley Cups - 2018

Senior Vice President / General Manager - Brian MacLellan

Head Coach - Todd Reirden

Assistant Coaches - Blaine Forsythe

Goaltending Coach - Scott Murray

Video Coach - Brett Leonhardt

P.R. Representatives - Sergey Kocharov, Tommy Chalk, Megan Eichenberg

TV Play-By-Play - Joe Beninati

TV Color Analyst - Craig Laughlin

Radio Play-By-Play - John Walton

Radio Color Analyst - Ken Sabourin

YEAR BY YEAR LAST 20 YRS

YEAR	HOME	ROAD	TOT	GF-GA
1998-99	1-0-0	0-1-0	1-1-0	5-2
1999-00	1-0-0	0-0-1	1-0-1	4-3
2000-01	1-0-0	-	1-0-0	3-0
2001-02	0-0-1	1-0-0	1-0-1	7-5
2002-03	1-0-0	1-0-0	2-0-0	11-3
2003-04	1-0-0	-	1-0-0	4-2
2004-05	-	-	-	-
2005-06	1-0-0	-	1-0-0	4-1
2006-07	-	0-1-0	0-1-0	3-4
2007-08	-	-	-	-
2008-09	0-0-1	-	0-0-1	5-6
2009-10	-	1-0-0	1-0-0	3-3
2010-11	1-0-0	-	1-0-0	2-1
2011-12	-	1-0-0	1-0-0	5-2
2012-13	-	-	-	-
2013-14	1-0-0	1-0-0	2-0-0	7-1
2014-15	1-0-0	1-0-0	2-0-0	9-6
2015-16	1-0-0	1-0-0	2-0-0	7-5
2016-17	0-0-1	1-0-0	1-0-1	7-6
2017-18	0-0-1	0-1-0	0-1-1	6-8
TOTALS	26-11-12	23-17-8	49-28-20	340-273

STARS VS CAPITALS

2017-18 POINTS LEADER

Alex Ovechkin (49-38=87)

LONGEST STREAKS

Dallas Win: 9 games

March 18, 2010 - Feb. 13, 2016

Washington Win: 4 games

Feb. 3, 1983 - March 21, 1984

Dallas Undefeated: 15 games

Oct. 8, 1996 - Jan. 12, 2006 (12-0-3)

Washington Undefeated: 10 games

Jan. 21, 1986 - Jan. 30, 1989 (7-0-3)

MOST GOALS IN A GAME

By Dallas: 7 (4x), Last: Feb. 20, 1982 (7-3 W)

By Washington: 8, Oct. 24, 1986 (2-8 L)

Combined: 12, Jan. 21, 1986 (5-7 L)

LAST SHUTOUT

By Dallas: April 1, 2014 (5-0 W, Lehtonen)

By Washington: Feb. 20, 1988 (0-3 L, Malarchuk)

OT/SHOOTOUT/PENALTY SHOT

OT Record vs. WSH: 1-5-6

Shootout Record vs. WSH: 1-0

Last Penalty Shot vs. WSH: None

LAST HAT TRICK

By Dallas: R. Eriksson, Nov. 27, 1976

By Washington: None

2018-19 SCHEDULE VS CAPITALS

Nov. 3 at Washington

Jan. 4 vs. Washington

*Note: All records reflect full franchise histories





WINNIPEG JETS

CENTRAL DIVISION | WEST

2017-18 RECORD: 52-20-10, 2ND WEST

STARS VS JETS

2017-18 POINTS LEADER

Blake Wheeler (23-68=91)

LONGEST STREAKS

Dallas Win: 8 games

Nov. 28, 1999 - Jan. 8, 2004

Winnipeg Win: 8 games (Active)

Last: October 27, 2016 - Present

Dallas Undeclared: 8 games

Nov. 28, 1999 - Jan. 8, 2004 (8-0-0)

Winnipeg Undeclared: 8 games (Active)

Last: October 27, 2016 - Present (8-0-0)

MOST GOALS IN A GAME

By Dallas: 6 (3x), Last Nov. 12, 2015 (6-3 W)

By Winnipeg: 8, November 8, 2016 (2-8 L)

Combined: 11, Dec. 17, 2009 (5-6 L)

LAST SHUTOUT

By Dallas: Jan. 27, 2009 (2-0 W, Turco)

By Winnipeg: None

OT/SHOOTOUT/PENALTY SHOT

OT Record vs. WPG: 1-1-0

Shootout Record vs. WPG: 1-1

Last Penalty Shot vs. WPG: Feb. 24, 2018 (Laine),

Unsuccessful

LAST HAT TRICK

By Dallas: None

By Winnipeg: Scheifele, Nov. 2, 2017

2018-19 SCHEDULE VS JETS

Oct. 6 vs. Winnipeg

Jan. 6 at Winnipeg

Jan. 19 vs. Winnipeg

March 25 at Winnipeg

JETS INFORMATION

Founded - 1999-00 (Atlanta)/2011-12 (Winnipeg)

Home Arena - Bell MTS Place

Stanley Cups - None

Executive V.P. / General Manager - Kevin Cheveldayoff

Head Coach - Paul Maurice

Assistant Coaches - Charlie Huddy, Jamie Kompon, Todd Woodcroft

Video Coach - Matt Prefontaine

Goaltending Coach - Wade Flaherty

P.R. Representatives - Scott Brown, Scott Unger, Greger Buer

TV Play-By-Play - Dennis Beyak

TV Color Analyst - Shane Hnidy

Radio Play-By-Play - Paul Edmonds

Radio Color Analyst - Brian Munz

YEAR BY YEAR

YEAR	HOME	ROAD	TOT	GF-GA
1999-00	1-0-0	1-0-0	2-0-0	6-3
2000-01	-	1-0-0	1-0-0	3-2
2001-02	1-0-0	1-0-0	2-0-0	6-2
2002-03	1-0-0	1-0-0	2-0-0	8-5
2003-04	1-0-0	-	1-0-0	2-1
2004-05	-	-	-	-
2005-06	0-1-0	-	0-1-0	2-5
2006-07	-	1-0-0	1-0-0	5-3
2007-08	-	-	-	-
2008-09	1-0-0	-	1-0-0	2-0
2009-10	-	0-0-1	0-0-1	5-6
2010-11	1-0-0	-	1-0-0	6-1
2011-12	0-0-0	0-1-0	0-1-0	2-5
2012-13	-	-	-	-
2013-14	1-0-1	2-1-0	3-1-1	15-15
2014-15	0-2-0	1-1-0	1-3-0	10-13
2015-16	2-1-0	2-0-0	4-1-0	21-16
2016-17	1-1-0	0-3-0	1-4-0	11-23
2017-18	0-2-0	0-2-0	0-4-0	8-18
TOTALS	10-7-1	10-8-1	20-15-2	110-118

*Note: All records reflect full franchise histories



ALL-TIME RECORDS VS. OPPONENTS

TEAM	TOTAL					HOME					ROAD				
	GP	W	L	T	OL	GP	W	L	T	OL	GP	W	L	T	OL
Anaheim	122	71	36	5	10	61	43	12	2	4	61	28	24	3	6
Arizona	176	92	65	13	6	88	47	30	9	2	88	45	35	4	4
Boston	137	34	80	23	0	69	20	36	13	0	68	14	44	10	0
Buffalo	122	49	54	17	2	62	33	22	6	1	60	16	32	11	1
Calgary	170	70	66	25	9	86	43	26	11	6	84	27	40	14	3
Carolina	79	45	28	6	0	38	25	11	2	0	41	20	17	4	0
Chicago	277	109	128	31	9	140	66	54	16	4	137	43	74	15	5
Colorado	137	59	59	12	7	68	37	20	5	6	69	22	39	7	1
Columbus	57	33	17	0	7	28	16	10	0	2	29	17	7	0	5
Detroit	253	107	108	34	4	126	60	44	18	4	127	47	64	16	0
Edmonton	135	71	44	15	5	68	41	18	7	2	67	30	26	8	3
Florida	35	16	12	3	4	17	6	7	2	2	18	10	5	1	2
Los Angeles	234	114	77	32	11	117	67	34	13	3	117	47	43	19	8
Minnesota	70	40	24	1	5	36	26	6	1	3	34	14	18	0	2
Montreal	133	35	75	21	2	67	22	32	12	1	66	13	43	9	1
Nashville	79	43	32	1	3	39	28	10	0	1	40	15	22	1	2
New Jersey	108	55	41	9	3	55	33	14	6	2	53	22	27	3	1
NY Islanders	112	41	53	16	2	55	22	24	8	1	57	19	29	8	1
NY Rangers	140	44	73	22	1	69	23	34	11	1	71	21	39	11	0
Ottawa	36	21	11	0	4	19	11	7	0	1	17	10	4	0	3
Philadelphia	151	44	72	32	3	75	32	25	16	2	76	12	47	16	1
Pittsburgh	142	64	66	12	2	73	43	22	6	2	71	21	44	6	0
San Jose	126	66	46	5	9	62	31	23	4	4	64	35	23	1	5
St. Louis	287	110	123	43	11	143	69	46	22	6	144	41	77	21	5
Tampa Bay	40	23	13	3	1	19	10	7	1	1	21	13	6	2	0
Toronto	214	91	92	28	3	105	54	39	11	1	109	37	53	17	2
Vancouver	188	93	69	22	4	95	52	31	12	0	93	41	38	10	4
Vegas	3	1	2	0	0	2	0	2	0	0	1	1	0	0	0
Washington	97	49	28	16	4	49	26	11	8	4	48	23	17	8	0
Winnipeg	37	20	15	0	2	18	10	7	0	1	19	10	8	0	1
Defunct	65	29	24	12	0	33	19	8	6	0	32	10	16	6	0
Totals	3962	1738	1632	459	133	1982	1015	672	228	67	1982	724	961	231	66



RECAPS



GM: Jim Nill **HEAD COACH:** Ken Hitchcock

RECORD: 42-32-8 (92 points) **STANDINGS:** 6th Central, 10th West

2017-18 

PLAYER	GP	G	A	P	+/-	PIM	EV	PP	SHG	GWG
Jamie Benn	82	36	43	79	20	54	26	9	1	7
Tyler Seguin	82	40	38	78	12	43	25	14	1	6
Alexander Radulov	82	27	45	72	4	72	20	7	0	4
John Klingberg	82	8	59	67	10	26	7	1	0	3
Mattias Janmark	81	19	15	34	-13	24	13	4	2	4
Radek Faksa	79	17	16	33	21	36	15	0	2	3
Devin Shore	82	11	21	32	-30	14	8	2	1	1
Tyler Pittlick	80	14	13	27	9	34	14	0	0	2
Esa Lindell	80	7	20	27	19	24	5	2	0	0
Jason Spezza	78	8	18	26	-12	12	4	4	0	3
Dan Hamhuis	80	3	21	24	-6	33	3	0	0	1
Antoine Roussel	73	5	12	17	1	126	5	0	0	0
Stephen Johns	75	8	7	15	10	41	8	0	0	2
Brett Ritchie	71	7	7	14	1	42	5	2	0	0
Remi Elie	72	6	8	14	5	18	6	0	0	1
Greg Pateryn	73	1	12	13	6	50	1	0	0	0
Gemel Smith	46	6	5	11	5	17	6	0	0	0
Martin Hanzal	38	5	5	10	-14	23	3	2	0	1
Julius Honka	42	1	3	4	-1	14	1	0	0	0
Marc Methot	36	1	2	3	11	31	1	0	0	0
Jamie Oleksiak	21	1	2	3	-6	18	1	0	0	0
Jason Dickinson	27	0	2	2	-2	17	0	0	0	0
Curtis McKenzie	7	0	2	2	3	11	0	0	0	0
Dillon Heatherington	6	0	1	1	3	26	0	0	0	0
Adam Cracknell	1	0	0	0	0	0	0	0	0	0

GOALTENDER	GP	W	L	OT/SOL	SA	SV	SV%	GAA	SO	A
Ben Bishop	53	26	17	5	1437	1317	.916	2.49	5	1
Kari Lehtonen	37	15	14	3	946	863	.912	2.56	1	0
Mike McKenna	2	1	1	0	50	45	.900	2.96	0	0

SEASON SCHEDULE & RESULTS

#	DATE	OPPONENT	RESULT	SCORE	RECORD	#	DATE	OPPONENT	RESULT	SCORE	RECORD
1	10/6	VGK	L	1-2	0-1-0	42	1/4	NJD	W	4-3	23-16-3
2	10/7	@ STL	L	2-4	0-2-0	43	1/6	EDM	W	5-1	24-16-3
3	10/10	DET	W	4-2	1-2-0	44	1/13	COL	L	1-4	24-17-3
4	10/12	@ NSH	L	1-4	1-3-0	45	1/15	@ BOS	W*	3-2	25-17-3
5	10/14	COL	W	3-1	2-3-0	46	1/16	@ DET	W	4-2	26-17-3
6	10/17	ARI	W	3-1	3-3-0	47	1/18	@ CBJ	L**	1-2	26-17-4
7	10/19	@ ARI	W	5-4	4-3-0	48	1/20	@ BUF	W	7-1	27-17-4
8	10/21	CAR	W	4-3	5-3-0	49	1/23	FLA	W	6-1	28-17-4
9	10/24	@ COL	L	3-5	5-4-0	50	1/25	TOR	L	1-4	28-18-4
10	10/26	@ EDM	L	4-5	5-5-0	51	1/30	LAK	L	0-3	28-19-4
11	10/27	@ CGY	W	2-1	6-5-0	52	2/1	@ ARI	W	4-1	29-19-4
12	10/30	@ VAN	W*	2-1	7-5-0	53	2/3	MIN	W	6-1	30-19-4
13	11/2	@ WPG	L	2-5	7-6-0	54	2/5	NYR	W	2-1	31-19-4
14	11/4	BUF	W	5-1	8-6-0	55	2/8	@ CHI	W	4-2	32-19-4
15	11/6	WPG	L	1-4	8-7-0	56	2/9	PIT	W**	4-3	33-19-4
16	11/10	NYI	W	5-0	9-7-0	57	2/11	VAN	L	0-6	33-20-4
17	11/13	@ CAR	L	1-5	9-8-0	58	2/16	STL	W	2-1	34-20-4
18	11/14	@ FLA	L**	3-4	9-8-1	59	2/18	@ SJS	L	2-5	34-21-4
19	11/16	@ TBL	L	1-6	9-9-1	60	2/21	@ ANA	L	0-2	34-22-4
20	11/18	EDM	W	6-3	10-9-1	61	2/22	@ LAK	W	2-0	35-22-4
21	11/21	MTL	W	3-1	11-9-1	62	2/24	WPG	L	3-5	35-23-4
22	11/22	@ COL	L	0-3	11-10-1	63	2/27	CGY	W	2-0	36-23-4
23	11/24	CGY	W	6-4	12-10-1	64	3/1	TBL	L*	4-5	36-23-5
24	11/28	@ VGK	W	3-0	13-10-1	65	3/3	STL	W*	3-2	37-23-5
25	11/30	@ CHI	W*	4-3	14-10-1	66	3/5	OTT	L*	2-3	37-23-6
26	12/2	CHI	W**	3-2	15-10-1	67	3/6	@ NSH	L	0-2	37-24-6
27	12/3	@ COL	W	7-2	16-10-1	68	3/9	ANA	W	2-1	38-24-6
28	12/5	NSH	L	2-5	16-11-1	69	3/11	@ PIT	L	1-3	38-25-6
29	12/7	@ STL	L	0-3	16-12-1	70	3/13	@ MTL	L	2-4	38-26-6
30	12/9	VGK	L	3-5	16-13-1	71	3/14	@ TOR	L**	5-6	38-26-7
31	12/11	@ NYR	W**	2-1	17-13-1	72	3/16	@ OTT	L*	2-3	38-26-8
32	12/13	@ NYI	W	5-2	18-13-1	73	3/18	@ WPG	L	2-4	38-27-8
33	12/15	@ NJD	L	2-5	18-14-1	74	3/20	@ WSH	L	3-4	38-28-8
34	12/16	@ PHI	L*	1-2	18-14-2	75	3/23	BOS	L	2-3	38-29-8
35	12/19	WSH	L*	3-4	18-14-3	76	3/25	VAN	L	1-4	38-30-8
36	12/21	CHI	W	4-0	19-14-3	77	3/27	PHI	W*	3-2	39-30-8
37	12/23	NSH	W**	4-3	20-14-3	78	3/29	@ MIN	L	2-5	39-31-8
38	12/27	@ MIN	L	2-4	20-15-3	79	3/31	MIN	W	4-1	40-31-8
39	12/29	STL	W	4-2	21-15-3	80	4/3	@ SJS	W	4-2	41-31-8
40	12/31	SJS	W	6-0	22-15-3	81	4/6	@ ANA	L	3-5	41-32-8
41	1/2	CBJ	L	1-2	22-16-3	82	4/7	@ LAK	W	4-2	42-32-8

* OVERTIME **SHOOTOUT



2016-17

GM: Jim Mill HEAD COACH: Lindy Ruff
RECORD: 34-37-11 (79 points) STANDINGS: 6th Central, 11th West

PLAYER	GP	G	A	P	+/-	PIM	EV	PP	SHG	GWG
Tyler Seguin	82	26	46	72	-15	22	15	11	0	4
Jamie Benn	77	26	43	69	-9	66	13	12	1	4
Jason Spezza	68	15	35	50	-18	29	12	2	1	4
John Klingberg	80	13	36	49	2	34	9	4	0	3
Patrick Eaves	59	21	16	37	-10	16	10	11	0	1
Devin Shore	82	13	20	33	-4	14	12	1	0	0
Radek Faksa	80	12	21	33	-6	67	12	0	0	0
Antoine Roussel	60	12	15	27	1	115	12	0	0	3
Brett Ritchie	78	16	8	24	11	38	15	1	0	2
Lauri Korpikoski	60	8	12	20	5	10	8	0	0	0
Patrick Sharp	48	8	10	18	-22	31	6	1	1	0
Esa Lindell	73	6	12	18	8	22	6	0	0	2
Adam Cracknell	69	10	6	16	9	12	9	0	1	2
Curtis McKenzie	53	6	10	16	5	72	6	0	0	3
Dan Hamhuis	79	1	15	16	-7	23	0	1	0	0
Jordie Benn	58	2	13	15	-3	24	2	0	0	0
Cody Eakin	60	3	9	12	-7	49	3	0	0	1
Jiri Hudler	32	3	8	11	-3	4	2	1	0	1
Stephen Johns	61	4	6	10	-10	36	4	0	0	1
Jamie Oleksiak	41	5	2	7	-4	37	5	0	0	1
Alies Hemsky	15	4	3	7	-1	0	3	1	0	0
Remi Elie	18	1	6	7	5	8	1	0	0	0
Johnny Oduya	37	1	6	7	-2	10	1	0	0	0
Gemel Smith	17	3	3	6	-1	21	2	0	1	0
Julius Honka	16	1	4	5	-4	4	1	0	0	1
Patrik Nemeth	40	0	3	3	-4	14	0	0	0	0
Greg Paterny	12	0	3	3	-2	6	0	0	0	0
Jason Dickinson	10	2	0	2	-3	0	2	0	0	0
Justin Dowling	9	0	2	2	0	2	0	0	0	0
Denis Gurianov	1	0	0	0	-1	0	0	0	0	0
Mark McNeill	1	0	0	0	-1	0	0	0	0	0
GOALTENDER	GP	W	L	OT/SOL	SA	SV	SV%	GAA	SO	A
Kari Lehtonen	59	22	25	7	1546	1395	.902	2.85	3	1
Antti Niemi	37	12	12	4	880	785	.892	3.30	0	0

SEASON SCHEDULE & RESULTS

#	DATE	OPPONENT	RESULT	SCORE	RECORD	#	DATE	OPPONENT	RESULT	SCORE	RECORD
1	10/13	ANA	W	4-2	1-0-0	42	1/10	@ ANA	L	0-2	17-17-8
2	10/15	@ COL	L	5-6	1-1-0	43	1/12	DET	W	5-2	18-17-8
3	10/18	@ NSH	W	2-1	2-1-0	44	1/14	MIN	L	4-5	18-18-8
4	10/20	LAK	O*	3-4	2-1-1	45	1/16	@ BUF	L	1-4	18-19-8
5	10/22	CBJ	L	0-3	2-2-1	46	1/17	@ NYR	W	7-6	19-19-8
6	10/25	WPG	W	3-2	3-2-1	47	1/19	@ NYI	L	0-3	19-20-8
7	10/27	@ WPG	L	1-4	3-3-1	48	1/21	WSH	O*	3-4	19-20-9
8	10/29	@ MIN	L	0-4	3-4-1	49	1/24	MIN	O**	2-3	19-20-10
9	11/1	@ CBJ	O*	2-3	3-4-2	50	1/26	BUF	W	4-3	20-20-10
10	11/3	STL	W	6-2	4-4-2	51	1/31	TOR	W	6-3	21-20-10
11	11/5	CHI	L	2-3	4-5-2	52	2/2	WPG	L	3-4	21-21-10
12	11/6	@ CHI	O*	3-4	4-5-3	53	2/4	CHI	L	3-5	21-22-10
13	11/8	@ WPG	L	2-8	4-6-3	54	2/7	@ TOR	L	1-3	21-23-10
14	11/10	@ CGY	W	4-2	5-6-3	55	2/9	@ OTT	L	2-3	21-24-10
15	11/11	@ EDM	W	3-2	6-6-3	56	2/11	CAR	W	5-2	22-24-10
16	11/13	@ VAN	O*	4-5	6-6-4	57	2/12	@ NSH	L	3-5	22-25-10
17	11/15	NJD	O*	1-2	6-6-5	58	2/14	@ WPG	L	2-5	22-26-10
18	11/17	COL	W	3-2	7-6-5	59	2/16	@ MIN	L	1-3	22-27-10
19	11/19	EDM	L	2-5	7-7-5	60	2/18	TBL	W*	4-3	23-27-10
20	11/21	MIN	W*	3-2	8-7-5	61	2/24	ARI	W	5-2	24-27-10
21	11/23	@ NSH	L	2-5	8-8-5	62	2/26	BOS	L	3-6	24-28-10
22	11/25	VAN	W	2-1	9-8-5	63	2/28	PIT	W	3-2	25-28-10
23	11/28	@ STL	O*	3-4	9-8-6	64	3/2	NYI	L	4-5	25-29-10
24	11/29	@ DET	L	1-3	9-9-6	65	3/4	@ FLA	W	2-1	26-29-10
25	12/1	@ PIT	L	2-6	9-10-6	66	3/6	@ WSH	W	4-2	27-29-10
26	12/3	@ COL	W	3-0	10-10-6	67	3/8	OTT	L	2-5	27-30-10
27	12/6	CGY	L	1-2	10-11-6	68	3/12	@ SJS	L	1-5	27-31-10
28	12/8	NSH	W	5-2	11-11-6	69	3/14	@ EDM	L	1-7	27-32-10
29	12/10	@ PHI	L	2-4	11-12-6	70	3/16	@ VAN	W	4-2	28-32-10
30	12/11	@ CHI	L	1-3	11-13-6	71	3/17	@ CGY	L	1-3	28-33-10
31	12/13	ANA	W	6-2	12-13-6	72	3/20	SJS	W	1-0	29-33-10
32	12/15	NYR	L	0-2	12-14-6	73	3/23	@ CHI	O**	2-3	29-33-11
33	12/17	PHI	W	3-1	13-14-6	74	3/24	SJS	W	6-1	30-33-11
34	12/20	STL	O*	2-3	13-14-7	75	3/26	@ NJD	W*	2-1	31-33-11
35	12/23	LAK	W*	3-2	14-14-7	76	3/28	@ MTL	L	1-4	31-34-11
36	12/27	@ ARI	W	3-2	15-14-7	77	3/30	@ BOS	L	0-2	31-35-11
37	12/29	COL	W	4-2	16-14-7	78	4/1	@ CAR	W	3-0	32-35-11
38	12/31	FLA	L	1-3	16-15-7	79	4/2	@ TBL	L	3-6	32-36-11
39	1/4	MON	O*	3-4	16-15-8	80	4/4	ARI	W*	3-2	33-36-11
40	1/7	@ STL	L	3-4	16-16-8	81	4/6	NSH	L	3-7	33-37-11
41	1/9	@ LAK	W	6-4	17-16-8	82	4/8	COL	W**	4-3	34-37-11

* OVERTIME **SHOOTOUT

GM: Jim Mill **HEAD COACH:** Lindy Ruff

RECORD: 50-23-9 (109 points) **STANDINGS:** 1st Central, 1st West

2015-16 

PLAYER	GP	G	A	P	+/-	PIM	EV	PP	SHG	GWG
Jamie Benn	82	41	48	89	7	64	22	17	2	5
Tyler Seguin	72	33	40	73	2	16	26	7	0	6
Jason Spezza	75	33	30	63	4	22	24	9	0	7
John Klingberg	76	10	48	58	22	30	8	2	0	4
Patrick Sharp	76	20	35	55	-3	27	13	7	0	6
Ales Hemsky	75	13	26	39	3	20	12	1	0	0
Alex Goligoski	82	5	32	37	21	34	4	1	0	1
Cody Eakin	82	16	19	35	3	42	11	2	3	1
Mattias Janmark	73	15	14	29	12	16	14	0	1	3
Antoine Roussel	80	13	16	29	11	123	13	0	0	6
Valeri Nichushkin	79	9	20	29	2	12	8	1	0	1
Colton Sceviour	71	11	12	23	6	21	10	1	0	1
Jason Demers	62	7	16	23	16	72	3	3	1	1
Vernon Fiddler	82	12	10	22	5	31	9	1	2	0
Johnny Oduya	82	4	17	21	8	26	3	0	1	0
Patrick Eaves	54	11	6	17	-5	27	6	5	0	2
Radek Faksa	45	5	7	12	9	16	5	0	0	1
Jordie Benn	64	3	9	12	2	21	2	1	0	2
Patrik Nemeth	38	0	8	8	-1	14	0	0	0	0
Jyrki Jokipakka	40	2	4	6	1	6	2	0	0	1
Kris Russell	11	0	4	4	-1	2	0	0	0	0
Stephen Johns	14	1	2	3	-6	6	1	0	0	0
Kari Lehtonen	43	0	3	3	0	2	0	0	0	0
Travis Moen	23	0	2	2	-3	21	0	0	0	0
Antti Niemi	48	0	2	2	0	2	0	0	0	0
Jamie Oleksiak	19	0	2	2	-5	21	0	0	0	0
Jason Dickinson	1	1	0	1	1	0	1	0	0	0
Brett Ritchie	8	0	1	1	-3	7	0	0	0	0
Esa Lindell	4	0	0	0	-3	0	0	0	0	0
Curtis McKenzie	3	0	0	0	-1	0	0	0	0	0
Devin Shore	3	0	0	0	2	0	0	0	0	0

GOALTENDER	GP	W	L	OT/SOL	SA	SV	SV%	GAA	SO	A
Kari Lehtonen	43	25	10	2	1121	1016	.906	2.76	2	3
Antti Niemi	48	25	13	7	1246	1128	.905	2.67	3	2

SEASON SCHEDULE & RESULTS

#	DATE	OPPONENT	RESULT	SCORE	RECORD	#	DATE	OPPONENT	RESULT	SCORE	RECORD
1	10/8	PIT	W	3-0	1-0-0	42	1/5	@ NYR	L	2-6	28-10-4
2	10/10	@ COL	L	3-6	1-1-0	43	1/7	WPG	W**	2-1	29-10-4
3	10/13	EDM	W	4-2	2-1-0	44	1/9	MIN	L	1-2	29-11-4
4	10/15	@ TBL	W	5-3	3-1-0	45	1/15	@ ANA	L	2-4	29-12-4
5	10/17	@ FLA	W	4-2	4-1-0	46	1/16	@ SJS	O*	3-4	29-12-5
6	10/20	@ PHI	W	2-1	5-1-0	47	1/19	@ LAK	L	2-3	29-13-5
7	10/22	@ PIT	W	4-1	6-1-0	48	1/21	EDM	W	3-2	30-13-5
8	10/24	FLA	L	2-6	6-2-0	49	1/23	COL	L	1-3	30-14-5
9	10/27	ANA	W	4-3	7-2-0	50	1/25	CGY	W	2-1	31-14-5
10	10/29	VAN	W*	4-3	8-2-0	51	2/2	@ WPG	W	5-3	32-14-5
11	10/31	SJS	W	5-3	9-2-0	52	2/4	@ COL	W*	4-3	33-14-5
12	11/2	@ TOR	L	1-4	9-3-0	53	2/6	CHI	L	1-5	33-15-5
13	11/3	@ BOS	W	5-3	10-3-0	54	2/9	@ MIN	W*	4-3	34-15-5
14	11/6	@ CAR	W	4-1	11-3-0	55	2/11	@ CHI	W	4-2	35-15-5
15	11/8	@ DET	W	4-1	12-3-0	56	2/13	WSH	W	4-3	36-15-5
16	11/10	TOR	L	2-3	12-4-0	57	2/15	@ NSH	W*	3-2	37-15-5
17	11/12	WPG	W	6-3	13-4-0	58	2/16	@ STL	O*	1-2	37-15-6
18	11/14	MIN	W*	3-2	14-4-0	59	2/18	@ ARI	L	3-6	37-16-6
19	11/17	@ BUF	W	3-1	15-4-0	60	2/20	BOS	L	3-7	37-17-6
20	11/19	@ WSH	W	3-2	16-4-0	61	2/23	@ WPG	W	5-3	38-17-6
21	11/21	BUF	W	3-0	17-4-0	62	2/25	WPG	L	3-6	38-18-6
22	11/24	OTT	L	4-7	17-5-0	63	2/27	NYR	L	2-3	38-19-6
23	11/27	VAN	W**	3-2	18-5-0	64	2/29	DET	O*	2-3	38-19-7
24	11/28	@ MIN	W*	4-3	19-5-0	65	3/1	@ NSH	L	3-5	38-20-7
25	12/1	@ CGY	O**	3-4	19-5-1	66	3/4	NJD	W	4-2	39-20-7
26	12/3	@ VAN	W	4-2	20-5-1	67	3/6	@ OTT	W	2-1	40-20-7
27	12/4	@ EDM	O*	1-2	20-5-2	68	3/8	@ MTL	O*	3-4	40-20-8
28	12/8	CAR	W	6-5	21-5-2	69	3/11	CHI	W	5-2	41-20-8
29	12/11	PHI	W	3-1	22-5-2	70	3/12	STL	O*	4-5	41-20-9
30	12/12	@ STL	L	0-3	22-6-2	71	3/15	LAK	L	2-5	41-21-9
31	12/15	CBJ	W	5-1	23-6-2	72	3/17	TBL	W	4-3	42-21-9
32	12/17	CGY	L	1-3	23-7-2	73	3/19	NYI	W	3-0	43-21-9
33	12/19	MTL	W	6-2	24-7-2	74	3/22	@ CHI	W	6-2	44-21-9
34	12/21	@ MIN	W	6-3	25-7-2	75	3/24	@ ARI	L	1-3	44-22-9
35	12/22	CHI	W	4-0	26-7-2	76	3/26	@ SJS	W	4-2	45-22-9
36	12/26	@ STL	O**	2-3	26-7-3	77	3/29	NSH	W	5-2	46-22-9
37	12/27	STL	W	3-0	27-7-3	78	3/31	ARI	W	4-1	47-22-9
38	12/29	@ CBJ	L	3-6	27-8-3	79	4/2	@ LAK	W	3-2	48-22-9
39	12/31	NSH	W	5-1	28-8-3	80	4/3	@ ANA	L	1-3	48-23-9
40	1/2	@ NJD	O*	2-3	28-8-4	81	4/7	COL	W	4-2	49-23-9
41	1/3	@ NYI	L	5-6	28-9-4	82	4/9	NSH	W	3-2	50-23-9

* OVERTIME **SHOOTOUT



2014-15

GM: Jim Mill HEAD COACH: Lindy Ruff
RECORD: 41-31-10 (92 points) STANDINGS: 6th Central, 10th West

PLAYER	GP	G	A	P	+/-	PIM	EV	PP	SHG	GWG
Jamie Benn	82	35	52	87	1	64	23	10	2	6
Tyler Seguin	71	37	40	77	-1	20	24	13	0	5
Jason Spezza	82	17	45	62	-7	28	13	4	0	1
Cody Eakin	78	19	21	40	-1	26	15	2	2	6
John Klingberg	65	11	29	40	5	32	9	2	0	3
Trevor Daley	68	16	22	38	-13	34	8	6	2	2
Alex Goligoski	81	4	32	36	0	24	4	0	0	0
Erik Cole	57	18	15	33	4	14	15	2	1	0
Ales Hemsky	76	11	21	32	-8	16	10	1	0	1
Vernon Fiddler	80	13	16	29	-5	34	9	3	1	2
Shawn Horcoff	76	11	18	29	9	27	7	4	0	1
Patrick Eaves	47	14	13	27	12	8	8	6	0	2
Colton Sceviour	71	9	17	26	1	13	9	0	0	2
Antoine Roussel	80	13	12	25	-20	148	13	0	0	1
Ryan Garbutt	67	8	17	25	-9	55	7	0	1	2
Jason Demers	61	5	17	22	3	63	3	2	0	2
Jordie Benn	73	2	14	16	-5	34	2	0	0	0
Jyrki Jokipakka	51	0	10	10	-2	8	0	0	0	0
Brett Ritchie	31	6	3	9	-1	12	6	0	0	1
Travis Moen	34	3	6	9	0	14	3	0	0	0
Jamie Oleksiak	36	1	7	8	0	8	1	0	0	0
Curtis McKenzie	36	4	1	5	-8	48	4	0	0	0
Patrik Nemeth	22	0	3	3	0	6	0	0	0	0
Kevin Connauton	8	0	2	2	4	6	0	0	0	0
Brenden Dillon	20	0	1	1	-2	23	0	0	0	0
Sergei Gonchar	3	0	1	1	-1	2	0	0	0	0
Valeri Nichushkin	8	0	1	1	-5	2	0	0	0	0
Travis Morin	6	0	0	0	1	0	0	0	0	0
Brendan Ranford	1	0	0	0	0	0	0	0	0	0
David Schlemko	5	0	0	0	0	0	0	0	0	0

GOALTENDER	GP	W	L	OT/SOL	SA	SV	SV%	GAA	SO	A
Kari Lehtonen	65	34	17	10	1875	1694	.903	2.94	5	3
Jhonas Enroth	13	5	5	0	267	242	.906	2.38	1	0
Anders Lindback	10	2	8	0	256	224	.875	3.71	0	1
Jussi Rynnas	2	0	1	0	44	37	.841	4.57	0	0

SEASON SCHEDULE & RESULTS

#	DATE	OPPONENT	RESULT	SCORE	RECORD	#	DATE	OPPONENT	RESULT	SCORE	RECORD
1	10/9	CHI	O**	2-3	0-0-1	42	1/13	OTT	W	5-4	19-16-7
2	10/11	@ NSH	L	1-4	0-1-1	43	1/15	WPG	L	1-2	19-17-7
3	10/14	@ CBJ	W	4-2	1-1-1	44	1/17	WSH	W	5-4	20-17-7
4	10/16	@ PIT	W	3-2	2-1-1	45	1/18	@ CHI	W	6-3	21-17-7
5	10/18	PHI	O*	5-6	2-1-2	46	1/20	BOS	L	1-3	21-18-7
6	10/21	VAN	W	6-3	3-1-2	47	1/22	@ MTL	L	2-3	21-19-7
7	10/24	@ NJD	W**	3-2	4-1-2	48	1/29	@ OTT	W	6-3	22-19-7
8	10/25	@ NYI	L	5-7	4-2-2	49	1/31	@ WPG	W	5-2	23-19-7
9	10/28	STL	O*	3-4	4-2-3	50	2/3	COL	O**	2-3	23-19-8
10	10/31	ANA	O*	1-2	4-2-4	51	2/5	TBL	L	3-5	23-20-8
11	11/1	@ MIN	L	1-4	4-3-4	52	2/7	@ BUF	L	2-3	23-21-8
12	11/4	LAK	L	1-3	4-4-4	53	2/7	@ NYR	W*	3-2	24-21-8
13	11/6	NSH	L	2-3	4-5-4	54	2/10	@ BOS	W	5-3	25-21-8
14	11/8	SJS	L	3-5	4-6-4	55	2/13	FLA	W	2-0	26-21-8
15	11/11	@ ARI	W	4-3	5-6-4	56	2/14	@ COL	L	1-4	26-22-8
16	11/13	@ LAK	W	2-0	6-6-4	57	2/17	@ STL	W	4-1	27-22-8
17	11/15	MIN	L	1-2	6-7-4	58	2/19	SJS	L	2-5	27-23-8
18	11/16	@ CHI	L	2-6	6-8-4	59	2/21	DET	O*	6-7	27-23-9
19	11/18	CAR	L	4-6	6-9-4	60	2/22	@ MIN	L	2-6	27-24-9
20	11/20	ARI	W	3-1	7-9-4	61	2/24	@ WPG	L	2-4	27-25-9
21	11/22	LAK	W	5-4	8-9-4	62	2/27	COL	O**	4-5	27-25-10
22	11/25	EDM	W	3-2	9-9-4	63	3/1	ANA	L	1-3	27-26-10
23	11/28	MIN	O*	4-5	9-9-5	64	3/3	NYR	W*	3-2	28-26-10
24	11/29	@ COL	L	2-5	9-10-5	65	3/5	@ FLA	W**	4-3	29-26-10
25	12/2	@ TOR	L	3-5	9-11-5	66	3/7	@ TBL	L	4-5	29-27-10
26	12/4	@ DET	L	2-5	9-12-5	67	3/10	@ PHI	W	2-1	30-27-10
27	12/6	MTL	W	4-1	10-12-5	68	3/12	@ CAR	W	5-3	31-27-10
28	12/9	WPG	L	2-5	10-13-5	69	3/13	@ WSH	W	4-2	32-27-10
29	12/13	NJD	W	4-3	11-13-5	70	3/15	STL	L	0-3	32-28-10
30	12/17	@ VAN	W	2-0	12-13-5	71	3/19	PIT	W	2-1	33-28-10
31	12/19	@ CGY	W	2-1	13-13-5	72	3/21	CHI	W	4-0	34-28-10
32	12/21	@ EDM	W**	6-5	14-13-5	73	3/23	BUF	W	4-3	35-28-10
33	12/23	TOR	L	0-4	14-14-5	74	3/25	@ CGY	W**	4-3	36-28-10
34	12/27	@ STL	W	4-3	15-14-5	75	3/27	@ EDM	L	0-4	36-29-10
35	12/29	NYR	W	3-2	16-14-5	76	3/28	@ VAN	W*	4-3	37-29-10
36	12/31	ARI	W	6-0	17-14-5	77	3/30	CGY	L	3-5	37-30-10
37	1/3	MIN	W	7-1	18-14-5	78	4/3	STL	L	5-7	37-31-10
38	1/4	@ CHI	O*	4-5	18-14-6	79	4/4	@ NSH	W*	4-3	38-31-10
39	1/6	CBJ	L	2-4	18-15-6	80	4/6	@ SJS	W	5-1	39-31-10
40	1/8	@ NSH	O*	2-3	18-15-7	81	4/8	@ ANA	W	4-0	40-31-10
41	1/10	@ COL	L	3-4	18-16-7	82	4/11	NSH	W	4-1	41-31-10

* OVERTIME **SHOOTOUT

GM: Jim Mill **HEAD COACH:** Lindy Ruff

RECORD: 40-31-11 (91 points) **STANDINGS:** 5th Central, 8th West

2013-14 

PLAYER	GP	G	A	P	+/-	PIM	EV	PP	SHG	GWG
Tyler Seguin	80	37	47	84	16	18	26	11	0	8
Jamie Benn	81	34	45	79	21	64	28	5	1	3
Alex Goligoski	81	6	36	42	9	28	3	3	0	0
Cody Eakin	81	16	19	35	-9	36	12	3	1	2
Alex Chiasson	79	13	22	35	-21	38	7	6	0	4
Valeri Nichushkin	79	14	20	34	20	8	12	2	0	2
Ryan Garbutt	75	17	15	32	10	106	15	0	2	1
Ray Whitney	69	9	23	32	-6	14	6	3	0	0
Rich Peverley	62	7	23	30	-3	15	6	0	1	2
Erik Cole	75	16	13	29	-17	20	13	3	0	4
Antoine Roussel	81	14	15	29	-1	209	14	0	0	2
Trevor Daley	67	9	16	25	10	38	8	1	0	3
Vernon Fiddler	76	6	17	23	3	37	6	0	0	1
Sergei Gonchar	76	2	20	22	-12	20	1	1	0	1
Shawn Horcoff	77	7	13	20	1	52	2	4	1	0
Jordie Benn	78	3	17	20	16	30	2	1	0	0
Brenden Dillon	80	6	11	17	9	86	4	0	2	1
Colton Sceviour	26	8	4	12	-3	4	6	2	0	2
Kevin Connauton	36	1	7	8	-6	16	1	0	0	0
Stephane Robidas	24	4	1	5	7	12	3	1	0	0
Dustin Jeffrey	24	2	1	3	-2	0	2	0	0	0
Lane MacDermid	6	0	2	2	2	5	0	0	0	0
Dan Ellis	14	0	1	1	0	0	0	0	0	0
Maxime Fortunus	1	0	1	1	1	0	0	0	0	0
Travis Morin	4	0	1	1	2	0	0	0	0	0
Aaron Rome	25	0	1	1	-6	11	0	0	0	0
Cameron Gauce	9	0	0	0	1	7	0	0	0	0
Chris Mueller	9	0	0	0	-2	0	0	0	0	0
Patrick Nemeth	8	0	0	0	-3	6	0	0	0	0
Jamie Oleksiak	7	0	0	0	-3	2	0	0	0	0

GOALTENDER	GP	W	L	OT/SOL	SA	SV	SV%	GAA	SO	A
Kari Lehtonen	65	33	20	10	1888	1735	.919	2.41	5	4
Dan Ellis	14	5	6	0	349	314	.900	3.04	1	1
Tim Thomas	8	2	4	1	184	166	.902	2.97	0	0
Jack Campbell	1	0	1	0	47	41	.872	6.00	0	0
Cristopher Nilstorp	1	0	0	0	17	14	.824	4.62	0	0

SEASON SCHEDULE & RESULTS

#	DATE	OPPONENT	RESULT	SCORE	RECORD	#	DATE	OPPONENT	RESULT	SCORE	RECORD
1	10/3	FLA	L	2-4	0-1-0	42	1/06	@ NYI	L	3-7	20-15-7
2	10/5	WSH	W	2-1	1-1-0	43	1/09	@ NJD	L	0-1	20-16-7
3	10/11	@ WPG	W	4-1	2-1-0	44	1/10	@ NYR	L	2-3	20-17-7
4	10/12	@ MIN	L	1-5	2-2-0	45	1/12	NYI	L	2-4	20-18-7
5	10/15	@ COL	L	2-3	2-3-0	46	1/14	EDM	W	5-2	21-18-7
6	10/17	SJS	W**	4-3	3-3-0	47	1/16	BOS	L	2-4	21-19-7
7	10/19	@ LAK	L	2-5	3-4-0	48	1/18	@ MIN	O*	2-3	21-19-8
8	10/20	@ ANA	L	3-6	3-5-0	49	1/20	@ NSH	L	1-4	21-20-8
9	10/24	CGY	W	5-1	4-5-0	50	1/21	MIN	W	4-0	22-20-8
10	10/26	WPG	O**	1-2	4-5-1	51	1/23	TOR	W	7-1	23-20-8
11	10/28	@ BUF	W	4-3	5-5-1	52	1/25	PIT	W	3-0	24-20-8
12	10/29	@ MTL	L	1-2	5-6-1	53	1/27	COL	L	3-4	24-21-8
13	11/01	COL	O*	2-3	5-6-2	54	1/30	NJD	O*	2-3	24-21-9
14	11/03	@ OTT	W**	4-3	6-6-2	55	2/01	@ ANA	W	2-0	25-21-9
15	11/05	@ BOS	W**	3-2	7-6-2	56	2/04	@ PHX	W	3-1	26-21-9
16	11/07	@ DET	W*	4-3	8-6-2	57	2/05	@ SJS	O*	1-2	26-21-10
17	11/09	CHI	L	2-5	8-7-2	58	2/08	PHX	W	2-1	27-21-10
18	11/13	@ EDM	W	3-0	9-7-2	59	2/27	CAR	W	4-1	28-21-10
19	11/14	@ CGY	W	7-3	10-7-2	60	3/01	TBL	L	2-4	28-22-10
20	11/17	@ VAN	W	2-1	11-7-2	61	3/03	BUF	W	3-2	29-22-10
21	11/21	NYR	L	2-3	11-8-2	62	3/04	@ CBJ	L	2-4	29-23-10
22	11/23	@ STL	L	1-6	11-9-2	63	3/06	VAN	W	6-1	30-23-10
23	11/26	ANA	W	6-3	12-9-2	64	3/08	MIN	W	4-3	31-23-10
24	11/29	CHI	O**	1-2	12-9-3	65	3/11	@ STL	W*	3-2	32-23-10
25	12/01	EDM	O**	2-3	12-9-4	66	3/14	CGY	O**	3-4	32-23-11
26	12/03	@ CHI	W	4-3	13-9-4	67	3/16	@ WPG	L	2-7	32-24-11
27	12/05	@ TOR	O*	2-3	13-9-5	68	3/18	@ PIT	L	1-5	32-25-11
28	12/07	PHI	W	5-1	14-9-5	69	3/20	@ PHI	L	2-4	32-26-11
29	12/10	CHI	L	2-6	14-10-5	70	3/22	OTT	W	3-1	33-26-11
30	12/12	@ NSH	L	1-3	14-11-5	71	3/24	WPG	W	2-1	34-26-11
31	12/14	@ WPG	W	6-4	15-11-5	72	3/25	@ CHI	L	2-4	34-27-11
32	12/16	@ COL	L	2-6	15-12-5	73	3/28	NSH	W	7-3	35-27-11
33	12/17	COL	W	3-2	16-12-5	74	3/29	@ STL	W	4-2	36-27-11
34	12/19	VAN	W	4-1	17-12-5	75	4/01	@ WSH	W	5-0	37-27-11
35	12/21	@ SJS	O**	2-3	17-12-6	76	4/03	@ CAR	L	1-4	37-28-11
36	12/23	@ LAK	W	5-2	18-12-6	77	4/05	@ TBL	W	5-2	38-28-11
37	12/27	NSH	W	4-1	19-12-6	78	4/06	@ FLA	L	2-3	38-29-11
38	12/29	STL	O*	2-3	19-12-7	79	4/08	NSH	W	3-2	39-29-11
39	12/31	LAK	W	3-2	20-12-7	80	4/09	CBJ	L	1-3	39-30-11
40	1/02	MTL	L	4-6	20-13-7	81	4/11	STL	W	3-0	40-30-11
41	1/04	DET	L	1-5	20-14-7	82	4/13	@ PHX	L	1-2	40-31-11

* OVERTIME **SHOOTOUT

PLAYER	GP	G	A	P	+/-	PIM	EV	PP	SHG	GWG
Jamie Benn	41	12	21	33	-12	40	9	3	0	3
Loui Eriksson	48	12	17	29	-9	8	9	2	1	3
Ray Whitney	32	11	18	29	+1	4	7	4	0	1
Alex Goligoski	47	3	24	27	+4	18	3	0	0	0
Jaromir Jagr	34	14	12	26	-5	20	8	6	0	2
Cody Eakin	48	7	17	24	+1	31	4	3	0	1
Derek Roy	30	4	18	22	+3	4	3	1	0	1
Vernon Fiddler	46	4	13	17	+3	48	3	1	0	0
Antoine Roussel	39	7	7	14	+3	85	7	0	0	0
Michael Ryder	19	6	8	14	+4	8	4	2	0	2
Trevor Daley	44	4	9	13	+1	14	2	2	0	0
Stephane Robidas	48	1	12	13	+2	56	1	0	0	0
Eric Nystrom	48	7	4	11	-3	61	6	0	1	3
Brenden Morrow	29	6	5	11	-8	18	5	1	0	1
Ryan Garbutt	36	3	7	10	+1	32	3	0	0	0
Reilly Smith	37	3	6	9	0	8	3	0	0	0
Brenden Dillon	48	3	5	8	+1	65	3	0	0	1
Alex Chiasson	7	6	1	7	+3	0	5	1	0	1
Erik Cole	28	6	1	7	-7	10	5	1	0	0
Jordie Benn	26	1	5	6	-4	10	0	1	0	0
Philip Larsen	32	2	3	5	-10	18	1	1	0	0
Aaron Rome	27	0	5	5	-2	18	0	0	0	0
Tomas Vincour	15	2	1	3	0	2	2	0	0	0
Matt Fraser	12	1	2	3	0	0	1	0	0	0
Lane MacDermid	6	2	0	2	1	9	2	0	0	0
Jamie Oleksiak	16	0	2	2	-5	14	0	0	0	0
Tom Wandell	18	1	0	1	0	4	1	0	0	1
Colton Sceviour	1	0	1	1	-1	0	0	0	0	0
Toby Petersen	1	0	0	0	0	0	0	0	0	0
Francis Wathier	1	0	0	0	0	0	0	0	0	0

GOALTENDER	GP	W	L	OT/SOL	SA	SV	SV%	GAA	SO	A
Kari Lehtonen	36	15	14	3	1,050	962	.916	2.66	1	2
Richard Bachman	13	13	6	5	288	255	.885	3.25	0	0
Cristopher Nilstorp	5	1	3	1	146	131	.897	3.09	0	0

SEASON SCHEDULE & RESULTS

#	DATE	OPPONENT	RESULT	SCORE	RECORD	#	DATE	OPPONENT	RESULT	SCORE	RECORD
1	1/19	PHX	W	4-3	1-0-0	25	3/12	NSH	L	0-4	12-11-2
2	1/20	@ MIN	L	0-1	1-1-0	26	3/14	ANA	O**	1-2	12-11-3
3	1/22	@ DET	W	2-1	2-1-0	27	3/16	CHI	L	1-8	12-12-3
4	1/24	CHI	O*	2-3	2-1-1	28	3/18	CGY	W	4-3	13-12-3
5	1/26	STL	L	3-4	2-2-1	29	3/20	@ COL	L	3-4	13-13-3
6	1/28	@ CBJ	L	1-2	2-3-1	30	3/21	@ LAK	W	2-0	14-13-3
7	1/29	@ DET	L	1-4	2-4-1	31	3/23	COL	W	5-2	15-13-3
8	2/1	PHX	W**	4-3	3-4-1	32	3/25	MIN	L	4-7	15-14-3
9	2/2	@ PHX	L	0-2	3-5-1	33	3/29	MIN	W	5-3	16-14-3
10	2/4	@ COL	W	3-2	4-5-1	34	3/31	LAK	L	2-3	16-15-3
11	2/6	@ EDM	W*	3-2	5-5-1	35	4/1	ANA	L	0-4	16-16-3
12	2/8	ANA	W	3-1	6-5-1	36	4/3	@ ANA	L	2-5	16-17-3
13	2/12	@ EDM	W	4-1	7-5-1	37	4/5	@ ANA	W	3-1	17-17-3
14	2/13	@ CGY	L	4-7	7-6-1	38	4/7	@ SJS	W**	5-4	18-17-3
15	2/15	@ VAN	W	4-3	8-6-1	39	4/9	LAK	W	5-1	19-17-3
16	2/17	CGY	L	3-4	8-7-1	40	4/12	@ NSH	W	5-2	20-17-3
17	2/21	VAN	L	3-4	8-8-1	41	4/13	SJS	W	2-1	21-17-3
18	2/23	SJS	W	3-1	9-8-1	42	4/15	@ CHI	L	2-5	21-18-3
19	2/25	@ NSH	O*	4-5	9-8-2	43	4/18	VAN	W	5-1	22-18-3
20	2/26	@ CBJ	W*	5-4	10-8-2	44	4/19	@ STL	L	1-2	22-19-3
21	2/28	EDM	L	1-5	10-9-2	45	4/21	@ LAK	O*	3-4	22-19-4
22	3/3	STL	W	4-1	11-9-2	46	4/23	@ SJS	L	2-3	22-20-4
23	3/7	@ LAK	W	5-2	12-9-2	47	4/25	CBJ	L	1-3	22-21-4
24	3/9	@ PHX	L	1-2	12-10-2	48	4/27	DET	L	0-3	22-22-4

* 48 GAME SCHEDULE DUE TO WORK STOPPAGE

* OVERTIME **SHOOTOUT

GM: Joe Nieuwendyk **HEAD COACH:** Glen Gulutzan
RECORD: 42-35-5 (89 points) **STANDINGS:** 4th Pacific, 10th West

2011-12 

PLAYER	GP	G	A	P	+/-	PIM	EV	PP	SHG	GWG
Loui Eriksson	82	26	45	71	+18	12	19	5	2	3
Jamie Benn	71	26	37	63	+15	95	23	2	1	7
Mike Ribeiro	74	18	45	63	+5	66	16	2	0	5
Michael Ryder	82	35	27	62	+17	46	28	7	0	6
Steve Ott	74	11	28	39	+5	156	7	4	0	2
Alex Goligoski	71	9	21	30	E	16	7	2	0	1
Brenden Morrow	57	11	15	26	+1	97	6	5	0	2
Trevor Daley	79	4	21	25	+3	42	3	1	0	2
Stephane Robidas	75	5	17	22	-5	48	3	2	0	1
Eric Nystrom	74	16	5	21	-10	24	16	0	0	1
Vernon Fiddler	82	8	13	21	-13	60	8	0	0	1
Sheldon Souray	64	6	15	21	+11	73	3	2	1	1
Radek Dvorak	73	4	17	21	-16	12	3	0	1	0
Adam Burish	65	6	13	19	+6	76	6	0	0	1
Tom Wandell	72	6	9	15	-5	16	6	0	0	0
Philip Larsen	55	3	8	11	+11	16	2	1	0	0
Tomas Vincour	47	4	6	10	-2	2	4	0	0	1
Jake Dowell	52	2	5	7	-3	53	2	0	0	0
Toby Petersen	39	2	3	5	-7	6	2	0	0	0
Nicklas Grossmann	52	0	5	5	E	26	0	0	0	0
Ryan Garbutt	20	2	1	3	-1	22	2	0	0	1
Adam Pardy	36	0	3	3	-5	16	0	0	0	0
Jordie Benn	3	0	2	2	+1	0	0	0	0	0
Mark Fistric	60	0	2	2	-3	41	0	0	0	0
Krys Barch	10	0	0	0	-2	23	0	0	0	0
Brenden Dillon	1	0	0	0	E	0	0	0	0	0
Matt Fraser	1	0	0	0	E	0	0	0	0	0
Scott Glennie	1	0	0	0	E	2	0	0	0	0
Reilly Smith	3	0	0	0	-3	2	0	0	0	0
Francis Wathier	1	0	0	0	E	0	0	0	0	0
GOALTENDER	GP	W	L	OT/SOL	SA	SV	SV%	GAA	SO	A
Kari Lehtonen	59	32	22	4	1,739	1,603	.922	2.33	4	3
Richard Bachman	18	8	5	1	477	434	.910	2.77	1	1
Andrew Raycroft	10	2	8	0	303	272	.898	3.52	0	0

SEASON SCHEDULE & RESULTS

#	DATE	OPPONENT	RESULT	SCORE	RECORD	#	DATE	OPPONENT	RESULT	SCORE	RECORD
1	10/7	CHI	W	2-1	1-0-0	42	1/12	@ LAK	W**	5-4	24-17-1
2	10/8	@ CHI	L	2-5	1-1-0	43	1/14	COL	L	1-2	24-18-1
3	10/10	PHX	W**	2-1	2-1-0	44	1/16	@ STL	L	0-1	24-19-1
4	10/13	STL	W	3-2	3-1-0	45	1/17	DET	O**	2-3	24-19-2
5	10/15	CBJ	W	4-2	4-1-0	46	1/20	TBL	L	1-2	24-20-2
6	10/18	@ CBJ	W	3-2	5-1-0	47	1/21	@ MIN	L	2-5	24-21-2
7	10/21	@ ANA	W	3-1	6-1-0	48	1/24	ANA	W	1-0	25-21-2
8	10/22	@ LAK	L	0-1	6-2-0	49	2/1	@ ANA	W	6-2	26-21-2
9	10/25	@ PHX	W**	3-2	7-2-0	50	2/2	@ SJS	L	2-5	26-22-2
10	10/27	LAK	L	3-5	7-3-0	51	2/4	MIN	W**	2-1	27-22-2
11	10/29	NJD	W	3-1	8-3-0	52	2/7	PHX	L	1-4	27-23-2
12	11/4	COL	W*	7-6	9-3-0	53	2/9	@ CBJ	W	4-2	28-23-2
13	11/6	@ CAR	W	5-2	10-3-0	54	2/10	@ BUF	O**	2-3	28-23-3
14	11/8	@ WSH	W	5-2	11-3-0	55	2/12	LAK	L	2-4	28-24-3
15	11/11	@ PIT	L	1-3	11-4-0	56	2/14	@ DET	L	1-3	28-25-3
16	11/12	@ DET	L	2-5	11-5-0	57	2/16	CGY	W*	3-2	29-25-3
17	11/15	FLA	L	0-6	11-6-0	58	2/18	@ PHX	O*	1-2	29-25-4
18	11/18	@ COL	L	0-3	11-7-0	59	2/19	NSH	L	2-3	29-26-4
19	11/19	SJS	L	1-4	11-8-0	60	2/21	@ MTL	W	3-0	30-26-4
20	11/21	EDM	W	4-1	12-8-0	61	2/23	@ CHI	W	3-1	31-26-4
21	11/23	LAK	W*	3-2	13-8-0	62	2/24	MIN	W	4-1	32-26-4
22	11/25	TOR	O**	3-4	13-8-1	63	2/26	VAN	W*	3-2	33-26-4
23	11/26	@ PHX	L	0-3	13-9-1	64	2/29	PIT	O**	3-4	33-26-5
24	11/28	@ COL	W	3-1	14-9-1	65	3/2	@ EDM	W	3-1	34-26-5
25	12/1	OTT	W	3-2	15-9-1	66	3/4	@ CGY	W**	3-2	35-26-5
26	12/3	NYI	L	4-5	15-10-1	67	3/6	@ VAN	W	5-2	36-26-5
27	12/8	@ SJS	L	2-5	15-11-1	68	3/8	SJS	W**	4-3	37-26-5
28	12/10	@ LAK	W	2-1	16-11-1	69	3/10	ANA	W	2-0	38-26-5
29	12/13	@ NVR	W	1-0	17-11-1	70	3/13	@ MIN	W	1-0	39-26-5
30	12/15	@ NYI	W	3-2	18-11-1	71	3/14	@ WPG	L	2-5	39-27-5
31	12/16	@ NJD	L	3-6	18-12-1	72	3/16	CHI	L	1-4	39-28-5
32	12/19	ANA	W	5-3	19-12-1	73	3/20	PHX	W**	4-3	40-28-5
33	12/21	PHI	L	1-4	19-13-1	74	3/22	VAN	L	1-2	40-29-5
34	12/23	NSH	W	6-3	20-13-1	75	3/24	CGY	W	4-1	41-29-5
35	12/26	@ STL	L	3-5	20-14-1	76	3/26	@ CGY	L	4-5	41-30-5
36	12/29	CBJ	L	1-4	20-15-1	77	3/28	@ EDM	W	3-1	42-30-5
37	12/31	BOS	W	4-2	21-15-1	78	3/30	@ VAN	L	2-5	42-31-5
38	1/3	DET	L	4-5	21-16-1	79	3/31	@ SJS	L	0-3	42-32-5
39	1/5	@ NSH	W	4-1	22-16-1	80	4/3	SJS	L	2-5	42-33-5
40	1/7	EDM	W	4-1	23-16-1	81	4/5	@ NSH	L	0-2	42-34-5
41	1/10	@ ANA	L	2-5	23-17-1	82	4/7	STL	L	2-3	42-35-5

* OVERTIME **SHOOTOUT

PLAYER	GP	G	A	P	+/-	PIM	EV	PP	SHG	GWG
Brad Richards	72	28	49	77	1	24	21	7	0	3
Loui Eriksson	79	27	46	73	10	8	16	10	1	6
Mike Ribeiro	82	19	52	71	-4	28	12	7	0	4
Brenden Morrow	82	33	23	56	-3	76	23	9	1	5
Jamie Benn	69	22	34	56	-5	52	12	6	4	3
James Neal	59	21	18	39	8	60	16	5	0	3
Steve Ott	82	12	20	32	-9	183	7	3	2	4
Stephane Robidas	81	5	25	30	-7	67	4	1	0	1
Trevor Daley	82	8	19	27	7	34	6	2	0	1
Jamie Langenbrunner	39	5	13	18	-3	29	4	1	0	1
Alex Goligoski	23	5	10	15	0	12	2	3	0	0
Adam Burish	63	8	6	14	2	91	8	0	0	1
Jeff Woywitka	63	2	9	11	5	24	1	1	0	0
Brandon Segal	46	5	5	10	0	41	5	0	0	1
Nicklas Grossmann	59	1	9	10	7	35	1	0	0	0
Tom Wandell	75	7	2	9	-5	14	7	0	0	1
Karlis Skrastins	74	3	5	8	-1	38	3	0	0	1
Toby Petersen	60	2	4	6	-7	8	0	0	2	0
Matt Niskanen	45	0	6	6	-1	30	0	0	0	0
Mark Fistric	57	2	3	5	-10	44	2	0	0	1
Jason Williams	27	2	3	5	-2	6	2	0	0	1
Brian Sutherby	51	2	2	4	-10	58	2	0	0	0
Krys Barch	44	2	1	3	-7	80	2	0	0	0
Tomas Vincour	24	1	1	2	-5	4	1	0	0	0
Aaron Gagnon	19	0	2	2	-3	0	0	0	0	0
Philip Larsen	6	0	2	2	1	0	0	0	0	0
Brad Lukowich	5	0	0	0	2	0	0	0	0	0
Travis Morin	3	0	0	0	0	0	0	0	0	0
Raymond Sawada	1	0	0	0	-1	0	0	0	0	0
Colton Sceviour	1	0	0	0	-1	0	0	0	0	0
Francis Wathier	3	0	0	0	-2	0	0	0	0	0

GOALTENDER	GP	W	L	OT/SOL	SA	SV	SV%	GAA	SO	A
Kari Lehtonen	69	34	24	11	2,043	1,868	.914	2.55	3	6
Andrew Raycroft	19	8	5	0	446	406	.910	2.83	2	0
Richard Bachman	1	0	0	0	4	4	1.00	0.00	0	0

SEASON SCHEDULE & RESULTS

#	DATE	OPPONENT	RESULT	SCORE	RECORD	#	DATE	OPPONENT	RESULT	SCORE	RECORD
1	10/8	@ NJD	W*	4-3	1-0-0	42	1/7	NYR	O**	2-3	24-13-5
2	10/9	@ NYI	W**	5-4	2-0-0	43	1/9	@ MIN	W	4-0	25-13-5
3	10/14	DET	W	4-1	3-0-0	44	1/11	EDM	W	3-2	26-13-5
4	10/16	STL	W**	3-2	4-0-0	45	1/15	ATL	W	6-1	27-13-5
5	10/18	@ TBL	L	4-5	4-1-0	46	1/17	LAK	W	2-1	28-13-5
6	10/21	@ FLA	W	4-1	5-1-0	47	1/20	@ EDM	W	4-2	29-13-5
7	10/23	NSH	L	0-1	5-2-0	48	1/21	@ CGY	L	4-7	29-14-5
8	10/26	ANA	L	2-5	5-3-0	49	1/24	@ VAN	L	1-7	29-15-5
9	10/28	LAK	L	2-5	5-4-0	50	1/26	EDM	W	3-1	30-15-5
10	10/30	BUF	W	4-0	6-4-0	51	2/1	VAN	L	1-4	30-16-5
11	11/3	PIT	W	5-2	7-4-0	52	2/3	@ BOS	L	3-6	30-17-5
12	11/5	PHX	W	6-3	8-4-0	53	2/5	@ PHI	L	1-3	30-18-5
13	11/6	@ COL	L	0-5	8-5-0	54	2/9	PHX	O*	2-3	30-18-6
14	11/11	@ LAK	L	1-3	8-6-0	55	2/11	CHI	W**	4-3	31-18-6
15	11/12	@ ANA	L	2-4	8-7-0	56	2/13	CBJ	L	1-2	31-19-6
16	11/16	ANA	W	2-1	9-7-0	57	2/15	@ EDM	L	1-4	31-20-6
17	11/18	SJS	W*	5-4	10-7-0	58	2/16	@ CGY	L	2-4	31-21-6
18	11/20	COL	O**	3-4	10-7-1	59	2/19	@ VAN	L	2-5	31-22-6
19	11/22	@ TOR	L	1-4	10-8-1	60	2/22	NJD	L	0-1	31-23-6
20	11/24	@ OTT	W	2-1	11-8-1	61	2/24	@ DET	W	4-1	32-23-6
21	11/26	STL	W	3-2	12-8-1	62	2/26	NSH	W	3-2	33-23-6
22	11/27	@ STL	W	2-1	13-8-1	63	3/1	@ PHX	W	3-2	34-23-6
23	11/29	@ CAR	W	4-1	14-8-1	64	3/4	@ ANA	O*	3-4	34-23-7
24	12/2	WSH	W	2-1	15-8-1	65	3/5	@ SJS	W	3-2	35-23-7
25	12/4	MIN	W*	4-3	16-8-1	66	3/7	@ LAK	W*	4-3	36-23-7
26	12/6	@ CBJ	O**	2-3	16-8-2	67	3/9	CGY	O**	3-4	36-23-8
27	12/8	@ CHI	L	3-5	16-9-2	68	3/11	MIN	W	4-0	37-23-8
28	12/10	CAR	W**	2-1	17-9-2	69	3/13	LAK	L	2-3	37-24-8
29	12/11	@ PHX	L	2-5	17-10-2	70	3/15	SJS	L	3-6	37-25-8
30	12/13	@ SJS	W**	3-2	18-10-2	71	3/17	CHI	W	5-0	38-25-8
31	12/16	SJS	O*	3-4	18-10-3	72	3/19	PHI	O**	2-3	38-25-9
32	12/18	@ CBJ	W	2-1	19-10-3	73	3/23	ANA	O*	3-4	38-25-10
33	12/19	@ DET	W*	4-3	20-10-3	74	3/26	@ NSH	L	2-4	38-26-10
34	12/21	MTL	W	5-2	21-10-3	75	3/29	@ PHX	O**	1-2	38-26-11
35	12/23	CGY	O**	2-3	21-10-4	76	3/31	@ SJS	L	0-6	38-27-11
36	12/26	PHX	L	0-1	21-11-4	77	4/2	@ LAK	L	1-3	38-28-11
37	12/28	@ NSH	W	4-2	22-11-4	78	4/3	@ ANA	W	4-3	39-28-11
38	12/29	DET	L	3-7	22-12-4	79	4/5	CBJ	W	3-0	40-28-11
39	12/31	VAN	L	1-4	22-13-4	80	4/7	COL	W	4-2	41-28-11
40	1/2	@ STL	W	4-2	23-13-4	81	4/8	@ COL	W	3-2	42-28-11
41	1/5	@ CHI	W	4-2	24-13-4	82	4/10	@ MIN	L	3-5	42-29-11

* OVERTIME **SHOOTOUT

GM: Joe Nieuwendyk **HEAD COACH:** Marc Crawford
RECORD: 37-31-14 (88 points) **STANDINGS:** 5th Pacific, 12th West

2009-10 

PLAYER	GP	G	A	P	+/-	PIM	EV	PP	SHG	GWG
Brad Richards	80	24	67	91	-12	14	11	13	0	2
Loui Eriksson	82	29	42	71	-4	26	21	6	2	4
James Neal	78	27	28	55	-5	64	24	2	1	4
Mike Ribeiro	66	19	34	53	-5	38	9	8	2	0
Brenden Morrow	76	20	26	46	-3	69	10	9	1	2
Jamie Benn	82	22	19	41	-1	45	20	2	0	3
Stephane Robidas	82	10	31	41	-10	70	3	7	0	1
Steve Ott	73	22	14	36	-14	153	13	8	1	2
Mike Modano	59	14	16	30	-6	22	11	3	0	2
Trevor Daley	77	6	16	22	3	25	4	2	0	2
Jere Lehtinen	58	4	13	17	-8	8	2	1	1	0
Toby Petersen	78	9	6	15	3	6	8	0	1	0
Tom Wandell	50	5	10	15	2	14	5	0	0	3
Matt Niskanen	74	3	12	15	-15	18	3	0	0	2
Kartis Skrastins	79	2	11	13	-4	24	2	0	0	1
Fabian Brunnstrom	44	2	9	11	-3	10	2	0	0	0
Brandon Segal	19	5	5	10	3	18	5	0	0	2
Mark Fistric	67	1	9	10	27	69	1	0	0	0
Brian Sutherby	46	5	4	9	8	66	5	0	0	0
Nicklas Grossmann	71	0	7	7	-3	32	0	0	0	0
Krys Barch	63	0	6	6	0	130	0	0	0	0
Jeff Woywitka	36	0	3	3	-6	11	0	0	0	0
Warren Peters	11	1	0	1	1	2	1	0	0	0
Philip Larsen	2	0	1	1	1	0	0	0	0	0
Matt Clunie	1	0	0	0	0	0	0	0	0	0
Maxime Fortunus	8	0	0	0	-6	4	0	0	0	0
Aaron Gagnon	2	0	0	0	0	0	0	0	0	0
Perittu Lindgren	1	0	0	0	0	0	0	0	0	0
Raymond Sawada	5	0	0	0	1	0	0	0	0	0
Ivan Vishnevskiy	2	0	0	0	-2	0	0	0	0	0
Francis Wathier	5	0	0	0	0	5	0	0	0	0

GOALTENDER	GP	W	L	OT/SOL	SA	SV	SV%	GAA	SO	A
Marty Turco	53	22	20	11	1,605	1,465	.913	2.72	4	4
Alex Auld	21	9	6	3	558	499	.894	3.00	0	2
Kari Lehtonen	12	6	4	0	350	319	.911	2.81	0	1
Matt Clunie	1	1	0	1	38	33	.868	5.00	0	0

SEASON SCHEDULE & RESULTS

#	DATE	OPPONENT	RESULT	SCORE	RECORD	#	DATE	OPPONENT	RESULT	SCORE	RECORD
1	10/3	NSH	O**	2-3	0-0-1	42	1/5	@ NJD	L	0-4	18-13-11
2	10/6	@ EDM	O**	4-5	0-0-2	43	1/6	@ NYR	L	2-5	18-14-11
3	10/9	@ CGY	W	5-2	1-0-2	44	1/8	NYI	W	4-3	19-14-11
4	10/11	@ VAN	O**	3-4	1-0-3	45	1/10	@ CBJ	L	0-2	19-15-11
5	10/14	NSH	W	6-0	2-0-3	46	1/12	@ PHI	L	3-6	19-16-11
6	10/16	BOS	L	0-3	2-1-3	47	1/14	@ MTL	L	3-5	19-17-11
7	10/17	@ CHI	W	4-3	3-1-3	48	1/16	DET	W**	3-2	20-17-11
8	10/19	LAK	L	1-4	3-2-3	49	1/18	MIN	W	4-3	21-17-11
9	10/21	@ ANA	W	4-2	4-2-3	50	1/21	@ VAN	L	3-4	21-18-11
10	10/22	@ LAK	O*	4-5	4-2-4	51	1/22	@ EDM	W	4-3	22-18-11
11	10/24	@ STL	W	4-1	5-2-4	52	1/24	@ COL	L	0-4	22-19-11
12	10/28	TOR	W*	4-3	6-2-4	53	1/27	CGY	W	4-3	23-19-11
13	10/30	FLA	O**	5-6	6-2-5	54	1/29	COL	W	3-2	24-19-11
14	10/31	@ NSH	L	2-4	6-3-5	55	1/31	PHX	L	2-4	24-20-11
15	11/4	CGY	O*	2-3	6-3-6	56	2/2	MIN	W	4-2	25-20-11
16	11/6	VAN	W	2-1	7-3-6	57	2/4	@ CBJ	L	1-2	25-21-11
17	11/7	@ MIN	L	2-3	7-4-6	58	2/6	PHX	W	4-0	26-21-11
18	11/12	@ SJS	W**	3-2	8-4-6	59	2/9	@ CHI	O**	3-4	26-21-12
19	11/14	@ PHX	L	2-3	8-5-6	60	2/11	@ CGY	W	3-1	27-21-12
20	11/18	@ DET	W	3-1	9-5-6	61	2/13	@ PHX	W	3-0	28-21-12
21	11/19	CBJ	L	1-4	9-6-6	62	3/2	LAK	L	1-5	28-22-12
22	11/21	NJD	W	5-3	10-6-6	63	3/4	STL	L	1-6	28-23-12
23	11/23	CAR	W	2-0	11-6-6	64	3/6	@ PIT	L	3-6	28-24-12
24	11/25	STL	O**	3-4	11-6-7	65	3/8	@ WSH	W**	4-3	29-24-12
25	11/27	@ PHX	L	2-5	11-7-7	66	3/10	@ BUF	L	3-5	29-25-12
26	11/28	TBL	W*	4-3	12-7-7	67	3/12	LAK	O**	1-2	29-25-13
27	11/30	@ DET	L	1-4	12-8-7	68	3/14	COL	L	3-5	29-26-13
28	12/3	ANA	W	3-1	13-8-7	69	3/16	SJS	W	8-2	30-26-13
29	12/5	EDM	O**	2-3	13-8-8	70	3/18	PHI	L	2-3	30-27-13
30	12/8	@ ANA	O*	3-4	13-8-9	71	3/20	OTT	W	2-3	31-27-13
31	12/11	@ SJS	W**	3-2	14-8-9	72	3/21	PHX	O**	2-3	31-27-14
32	12/12	@ LAK	O**	2-3	14-8-10	73	3/23	@ NSH	W	3-1	32-27-14
33	12/16	@ CAR	L	3-5	14-9-10	74	3/25	@ SJS	L	3-3	32-28-14
34	12/17	@ ATL	O*	5-6	14-9-11	75	3/27	@ LAK	W	4-1	33-28-14
35	12/19	DET	W	4-3	15-9-11	76	3/29	@ ANA	L	1-3	33-29-14
36	12/21	SJS	L	2-4	15-10-11	77	3/31	SJS	W	5-1	34-29-14
37	12/23	CBJ	W	3-1	16-10-11	78	4/2	EDM	W	6-3	35-29-14
38	12/26	@ COL	L	1-4	16-11-11	79	4/3	@ STL	L	1-2	35-30-14
39	12/29	CHI	W	5-4	17-11-11	80	4/6	CHI	L	2-5	35-31-14
40	12/31	ANA	W	5-3	18-11-11	81	4/8	ANA	W**	3-2	36-31-14
41	1/2	VAN	L	1-3	18-12-11	82	4/10	@ MIN	W**	4-3	37-31-14

* OVERTIME **SHOOTOUT

PLAYER	GP	G	A	P	+/-	PIM	EV	PP	SHG	GWG
Mike Ribeiro	82	22	56	78	-4	52	15	7	0	1
Loui Eriksson	82	36	27	63	14	14	28	7	1	4
Brad Richards	56	16	32	48	-4	6	11	5	0	2
Steve Ott	84	19	27	46	3	135	14	5	0	0
Mike Modano	60	15	31	46	-13	46	11	4	0	4
James Neal	77	24	13	37	-11	51	15	9	0	2
Matt Niskanen	80	6	29	35	-11	52	4	2	0	0
Fabian Brunnstrom	55	6	17	12	29	-8	8	13	4	0
Stephane Robidas	72	3	23	26	10	76	2	1	0	0
Trevor Daley	75	7	18	25	2	73	7	0	0	2
Jere Lehtinen	48	8	16	24	1	8	6	2	0	1
Brenden Morrow	18	5	10	15	-4	49	3	2	0	0
Mark Parrish	44	8	5	13	-3	18	4	4	0	3
Chris Conner	38	3	10	13	-5	10	3	0	0	1
Darryl Sydor	65	2	11	13	-2	16	2	0	0	0
Nicklas Grossmann	81	2	10	12	-8	51	2	0	0	1
Toby Petersen	57	4	7	11	1	14	4	0	0	0
Sean Avery	23	3	7	10	2	77	3	0	0	0
Brendan Morrison	19	6	3	9	3	16	4	2	0	2
Brian Sutherby	42	5	4	9	-5	52	4	0	1	0
Krys Barch	72	4	5	9	1	133	4	0	0	1
Landon Wilson	27	2	6	8	5	21	2	0	0	0
Joel Lundqvist	43	1	5	6	-9	20	1	0	0	1
Andrew Hutchinson	38	2	3	5	-4	12	1	0	0	0
B.J. Crombeen	15	1	4	5	-1	26	1	0	0	0
Mark Fistric	36	0	4	4	-1	42	0	0	0	0
Sergei Zubov	10	0	4	4	-4	0	0	0	0	0
Tom Wandell	14	1	2	3	-1	4	1	0	0	0
Philippe Boucher	16	0	3	3	-4	15	0	0	0	0
Steve Begin	20	1	1	2	-1	15	1	0	0	0
Garrett Stafford	3	0	2	2	E	0	0	0	0	0
Ivan Vishnevskiy	3	0	2	2	1	2	0	0	0	0
Raymond Sawada	5	1	0	1	-1	0	1	0	0	0
Doug Janik	13	0	1	1	-2	2	0	0	0	0
Dan Jancevski	3	0	0	0	E	0	0	0	0	0
GOALTENDER	GP	W	L	OT/SOL	SA	SV	SV%	GAA	SO	A
Marty Turco	74	33	31	10	1,993	1,790	.898	2.81	3	5
Tobias Stephan	10	1	3	1	208	181	.870	3.70	0	1
Matt Clunie	3	2	1	0	85	76	.894	2.92	0	0
Brent Krahn	1	0	0	0	9	6	.667	9.00	0	0

SEASON SCHEDULE & RESULTS

#	DATE	OPPONENT	RESULT	SCORE	RECORD	#	DATE	OPPONENT	RESULT	SCORE	RECORD
1	10/10	CBJ	O*	4-5	0-0-1	42	1/15	BUF	O**	4-5	18-17-7
2	10/11	@ NSH	L	1-3	0-1-1	43	1/17	LAK	W**	3-2	19-17-7
3	10/15	NSH	W	6-4	1-1-1	44	1/19	@ TBL	L	2-4	19-18-7
4	10/16	@ STL	L	1-6	1-2-1	45	1/21	@ FLA	W	4-1	20-18-7
5	10/18	COL	L	4-5	1-3-1	46	1/27	ATL	W	2-0	21-18-7
6	10/20	@ NYR	W	2-1	2-3-1	47	1/29	@ DET	W	4-2	22-18-7
7	10/22	@ NJD	L	0-5	2-4-1	48	1/31	@ CBJ	W	7-3	23-18-7
8	10/23	@ NYI	W	5-3	3-4-1	49	2/3	CGY	W	3-1	24-18-7
9	10/25	WSH	O*	5-6	3-4-2	50	2/5	@ COL	L	2-3	24-19-7
10	10/29	MIN	W	4-2	4-4-2	51	2/6	NYR	W	10-2	25-19-7
11	10/31	@ CHI	L	2-5	4-5-2	52	2/8	NSH	W	4-1	26-19-7
12	11/1	@ BOS	L	1-5	4-6-2	53	2/11	PHX	L	0-1	26-20-7
13	11/7	@ ANA	W	5-2	5-6-2	54	2/13	VAN	W	2-1	27-20-7
14	11/8	@ SJS	L	1-2	5-7-2	55	2/14	@ CHI	L	2-6	27-21-7
15	11/11	@ LAK	O*	2-3	5-7-3	56	2/16	@ CBJ	W**	3-2	28-21-7
16	11/13	@ LAK	L	2-3	5-8-3	57	2/19	EDM	W	4-2	29-21-7
17	11/15	@ PHX	W	3-2	6-8-3	58	2/21	CHI	L	1-3	29-22-7
18	11/20	CHI	L	3-6	6-9-3	59	2/23	SJS	L	0-1	29-23-7
19	11/22	ANA	O**	1-2	6-9-4	60	2/26	STL	L	1-3	29-24-7
20	11/24	@ PHI	L	3-4	6-10-4	61	2/28	ANA	L	3-4	29-25-7
21	11/26	@ MIN	W	4-3	7-10-4	62	3/1	PIT	L	1-4	29-26-7
22	11/28	SJS	L	2-6	7-11-4	63	3/3	@ SJS	W	4-1	30-26-7
23	11/30	EDM	W	4-3	8-11-4	64	3/5	@ LAK	O*	4-5	30-26-8
24	12/2	@ CGY	W	3-1	9-11-4	65	3/6	@ ANA	W	3-2	31-26-8
25	12/3	@ EDM	L	2-5	9-12-4	66	3/8	MTL	L	1-3	31-27-8
26	12/5	COL	W**	2-1	10-12-4	67	3/10	@ STL	L	2-5	31-28-8
27	12/10	PHX	L	3-5	10-13-4	68	3/12	CAR	W	3-2	32-28-8
28	12/12	DET	W	3-1	11-13-4	69	3/14	MIN	W*	3-2	33-28-8
29	12/13	@ NSH	L	0-3	11-14-4	70	3/17	@ VAN	L	2-4	33-29-8
30	12/16	PHX	W*	2-1	12-14-4	71	3/18	@ CGY	L	1-2	33-30-8
31	12/18	CBJ	W**	6-5	13-14-4	72	3/21	@ SJS	L	2-5	33-31-8
32	12/20	@ OTT	O*	4-5	13-14-5	73	3/24	VAN	L	2-5	33-32-8
33	12/23	@ TOR	W	8-2	14-14-5	74	3/26	LAK	O*	0-1	33-32-9
34	12/27	ANA	W*	4-3	15-14-5	75	3/28	FLA	L	3-6	33-33-9
35	12/29	SJS	L	1-3	15-15-5	76	3/30	@ PHX	O*	5-6	33-33-10
36	12/31	NJD	W	4-2	16-15-5	77	3/31	@ LAK	W	3-2	34-33-10
37	1/3	@ EDM	L	1-4	16-16-5	78	4/2	CGY	L	1-2	34-34-10
38	1/4	@ VAN	W**	3-2	17-16-5	79	4/4	STL	W*	5-4	35-34-10
39	1/8	@ DET	L	1-6	17-17-5	80	4/7	@ MIN	L	1-3	35-35-10
40	1/10	@ PHX	O**	0-1	17-17-6	81	4/9	@ COL	W**	3-2	36-34-10
41	1/12	DET	W*	5-4	18-17-6	82	4/10	@ ANA	O**	3-4	36-35-11

* OVERTIME **SHOOTOUT

GM: Les Jackson/Brett Hull - Doug Armstrong **HEAD COACH:** Dave Tippett
RECORD: 45-30-7 (97 points) **STANDINGS:** 3rd Pacific, 5th West

2007-08 

PLAYER	GP	G	A	P	+/-	PIM	EV	PP	SHG	GWG
Mike Ribeiro	76	27	56	83	21	46	20	7	0	5
Brenden Morrow	82	32	42	74	23	105	18	12	2	7
Mike Modano	82	21	36	57	-11	48	15	5	1	4
Niklas Hagman	82	27	14	41	4	51	19	4	4	8
Jere Lehtinen	48	15	22	37	9	14	6	9	0	1
Sergei Zubov	46	4	31	35	6	12	2	2	0	0
Antti Miettinen	69	15	19	34	4	34	10	5	0	3
Loui Eriksson	69	14	17	31	5	28	10	4	0	0
Jussi Jokinen	52	14	14	28	2	14	9	5	0	2
Stephane Robidas	82	9	17	26	0	85	2	7	0	2
Matt Niskanen	78	7	19	26	22	36	5	2	0	0
Jeff Halpern	64	10	14	24	-2	40	8	1	1	0
Trevor Daley	82	5	19	24	-1	85	5	0	0	1
Stu Barnes	79	12	11	23	-3	26	10	0	2	4
Steve Ott	73	11	11	22	2	147	10	0	1	2
Joel Lundqvist	55	3	11	14	-3	22	3	0	0	0
Philippe Boucher	38	2	12	14	3	26	1	0	1	0
Mattias Norstrom	66	2	11	13	3	40	1	1	0	1
Brad Richards	12	2	9	11	-2	0	1	0	1	0
Nicklas Grossmann	62	0	7	7	10	22	0	0	0	0
Chris Conner	22	3	2	5	0	6	3	0	0	0
Krys Barch	48	1	2	3	-3	105	1	0	0	0
Brad Winchester	41	1	2	3	-9	46	1	0	0	0
Toby Petersen	8	0	3	3	0	4	0	0	0	0
B.J. Crombeen	8	0	2	2	1	39	0	0	0	0
Todd Fedoruk	11	0	2	2	2	33	0	0	0	0
Mark Fistic	37	0	2	2	3	24	0	0	0	0
Johan Holmqvist	2	0	0	0	0	0	0	0	0	0
Dan Jancevski	2	0	0	0	0	0	0	0	0	0
Junior Lessard	2	0	0	0	-1	2	0	0	0	0

GOALTENDER	GP	W	L	OT/SOL	SA	SV	SV%	GAA	SO	A
Marty Turco	62	32	21	6	1,543	1,403	.909	2.31	3	3
Mike Smith	21	12	9	0	510	462	.906	2.46	2	0
Johan Holmqvist	2	1	0	0	35	30	.857	3.75	0	0
Tobias Stephan	1	0	0	1	40	38	.950	1.97	0	0

SEASON SCHEDULE & RESULTS

#	DATE	OPPONENT	RESULT	SCORE	RECORD	#	DATE	OPPONENT	RESULT	SCORE	RECORD
1	10/3	@ COL	L	3-4	0-1-0	42	1/3	@ MIN	L	3-6	23-15-4
2	10/5	BOS	W	4-1	1-1-0	43	1/5	DET	L	0-3	23-16-4
3	10/6	@ NSH	L	1-5	1-2-0	44	1/7	MIN	W	3-1	24-16-4
4	10/10	LAK	W*	5-1	2-2-0	45	1/9	@ CHI	W	3-1	25-16-4
5	10/12	CGY	O*	2-3	2-2-1	46	1/10	@ STL	L	2-4	25-17-4
6	10/13	@ CHI	O*	1-2	2-2-2	47	1/12	@ LAK	O**	3-4	25-17-5
7	10/17	@ CBJ	W**	3-2	3-2-2	48	1/15	@ ANA	L	2-4	25-18-5
8	10/20	ANA	W	3-1	4-2-2	49	1/17	@ SJS	W	4-2	26-18-5
9	10/25	@ LAK	L	1-2	4-3-2	50	1/19	CBJ	W	3-1	27-18-5
10	10/27	@ PHX	W*	5-3	5-3-2	51	1/20	ANA	W	5-2	28-18-5
11	10/29	SJS	L	2-4	5-4-2	52	1/22	CBJ	L	2-4	28-19-5
12	10/31	CHI	L	4-5	5-5-2	53	1/24	BUF	L	1-2	28-20-5
13	11/2	PHX	L	0-5	5-6-2	54	1/29	@ VAN	W	4-3	29-20-5
14	11/5	@ ANA	W	5-0	6-6-2	55	2/1	@ EDM	W	4-1	30-20-5
15	11/7	@ SJS	W	3-1	7-6-2	56	2/2	@ CGY	W	2-1	31-20-5
16	11/8	@ PHX	L	2-5	7-7-2	57	2/5	VAN	W**	3-2	32-20-5
17	11/10	@ LAK	O*	5-6	7-7-3	58	2/7	@ MIN	W	1-0	33-20-5
18	11/14	SJS	O**	3-4	7-7-4	59	2/9	STL	W	6-2	34-20-5
19	11/16	COL	W	6-1	8-7-4	60	2/11	PHX	W	2-1	35-20-5
20	11/19	LAK	W	3-0	9-7-4	61	2/14	@ PHX	L	2-5	35-21-5
21	11/21	ANA	W	2-1	10-7-4	62	2/15	@ ANA	W	4-2	36-21-5
22	11/23	TOR	W	3-1	11-7-4	63	2/17	DET	W	1-0	37-21-5
23	11/25	@ NYR	W	3-2	12-7-4	64	2/20	CGY	L	2-3	37-22-5
24	11/26	@ NYI	W	3-2	13-7-4	65	2/22	EDM	W	5-2	38-22-5
25	11/28	@ NJD	L	2-4	13-8-4	66	2/23	@ NSH	W	6-3	39-22-5
26	11/30	@ PIT	L	1-4	13-9-4	67	2/26	@ STL	W	3-1	40-22-5
27	12/1	@ PHI	W	4-1	14-9-4	68	2/28	CHI	W	7-4	41-22-5
28	12/3	@ CBJ	W**	2-1	15-9-4	69	3/1	NSH	L	1-3	41-23-5
29	12/5	SJS	L	2-3	15-10-4	70	3/5	PHX	L	1-2	41-24-5
30	12/7	OTT	L	2-4	15-11-4	71	3/8	@ COL	L	1-3	41-25-5
31	12/10	EDM	W*	5-4	16-11-4	72	3/9	COL	W	3-0	42-25-5
32	12/13	LAK	W	4-1	17-11-4	73	3/13	@ DET	L	3-5	42-26-5
33	12/15	@ SJS	W	4-2	18-11-4	74	3/15	VAN	L	3-4	42-27-5
34	12/18	@ EDM	W**	2-1	19-11-4	75	3/19	ANA	L	1-2	42-28-5
35	12/20	@ VAN	L	2-3	19-12-4	76	3/22	LAK	L	2-4	42-29-5
36	12/21	@ CGY	W*	3-2	20-12-4	77	3/27	@ SJS	O*	2-3	42-29-6
37	12/23	MTL	W	4-1	21-12-4	78	3/29	@ LAK	W	7-2	43-29-6
38	12/26	MIN	W	8-3	22-12-4	79	3/30	@ ANA	O**	2-3	43-29-7
39	12/29	STL	W**	5-4	23-12-4	80	4/3	@ PHX	W	4-2	44-29-7
40	12/31	NSH	L	0-1	23-13-4	81	4/4	PHX	L	2-4	44-30-7
41	1/2	@ DET	L	1-4	23-14-4	82	4/6	SJS	W	4-2	45-30-7

* OVERTIME **SHOOTOUT

PLAYER	GP	G	A	P	+/-	PIM	EV	PP	SHG	GWG
Mike Ribeiro	81	18	41	59	3	22	12	6	0	3
Sergei Zubov	78	12	42	54	E	26	3	9	0	3
Philippe Boucher	76	19	32	51	2	104	7	12	0	4
Jussi Jokinen	82	14	34	48	8	18	8	6	0	1
Jere Lehtinen	73	26	17	43	5	16	14	11	1	5
Mike Modano	59	22	21	43	9	34	13	9	0	7
Brenden Morrow	40	16	15	31	-2	33	8	8	0	3
Niklas Hagman	82	17	12	29	3	34	14	2	1	2
Eric Lindros	49	5	21	26	-1	70	4	1	0	0
Stu Barnes	82	13	12	25	-2	40	12	1	0	2
Antti Miettinen	74	11	14	25	-5	38	5	6	0	1
Jeff Halpern	76	8	17	25	-7	78	7	1	0	4
Darryl Sydor	74	5	16	21	-4	36	3	2	0	1
Loui Eriksson	59	6	13	19	-3	18	4	2	0	0
Stephane Robidas	75	0	17	17	-1	86	0	0	0	0
Ladislav Nagy	25	4	10	14	-3	6	2	2	0	1
Trevor Daley	74	4	8	12	2	63	4	0	0	1
Patrik Stefan	41	5	6	11	5	10	4	0	1	1
Jaroslav Modry	57	1	9	10	10	32	1	0	0	0
Matthew Barnaby	39	1	6	7	5	127	1	0	0	0
Joel Lundqvist	36	3	3	6	-5	14	3	0	0	0
Krys Barch	26	3	2	5	2	107	3	0	0	2
Mathias Tjarnqvist	18	1	3	4	-3	4	1	0	0	0
Steve Ott	19	0	4	4	-4	35	0	0	0	0
Chris Conner	11	1	2	3	-3	4	1	0	0	0
Jon Klemm	38	1	2	3	E	24	1	0	0	0
Nolan Baumgartner	7	0	2	2	E	0	0	0	0	0
Mattias Norstrom	14	0	2	2	2	8	0	0	0	0
Junior Lessard	1	1	0	1	1	0	0	1	0	0
Nicklas Grossmann	8	0	0	0	-1	4	0	0	0	0
Vojtech Polak	2	0	0	0	-1	0	0	0	0	0

GOALTENDER	GP	W	L	OT/SOL	SA	SV	SV%	GAA	SO	A
Marty Turco	67	38	20	5	1,564	1,424	.910	2.23	6	4
Mike Smith	23	12	5	2	511	466	.912	2.23	3	0

SEASON SCHEDULE & RESULTS

#	DATE	OPPONENT	RESULT	SCORE	RECORD	#	DATE	OPPONENT	RESULT	SCORE	RECORD
1	10/4	@ COL	W*	3-2	1-0-0	42	1/4	@ EDM	W**	6-5	26-15-1
2	10/7	NJD	W	3-1	2-0-0	43	1/6	@ CGY	L	2-4	26-16-1
3	10/12	@ LAK	W	4-1	3-0-0	44	1/9	PHX	L	2-5	26-17-1
4	10/14	@ LAK	W	4-1	4-0-0	45	1/11	ANA	L	1-5	26-18-1
5	10/15	@ ANA	W**	4-3	5-0-0	46	1/15	LAK	W	3-1	27-18-1
6	10/17	@ SJS	L	0-2	5-1-0	47	1/17	CGY	W	4-2	28-18-1
7	10/20	CHI	W	5-4	6-1-0	48	1/20	@ MIN	W**	2-1	29-18-1
8	10/21	@ PHX	W	4-0	7-1-0	49	1/26	PIT	O**	3-4	29-18-2
9	10/23	VAN	W	2-1	8-1-0	50	1/28	@ ANA	L	1-4	29-19-2
10	10/27	DET	L	3-4	8-2-0	51	1/30	@ SJS	W**	3-2	30-19-2
11	10/28	LAK	W	3-2	9-2-0	52	2/1	@ SJS	W	4-2	31-19-2
12	11/1	STL	W	4-1	10-2-0	53	2/3	@ STL	L	0-2	31-20-2
13	11/3	@ EDM	W	3-2	11-2-0	54	2/6	MIN	W	4-2	32-20-2
14	11/6	@ VAN	L	1-2	11-3-0	55	2/10	ANA	W	1-0	33-20-2
15	11/7	@ CGY	L	1-3	11-4-0	56	2/11	COL	W	7-5	34-20-2
16	11/9	@ PHX	W	1-0	12-4-0	57	2/14	DET	L	1-3	34-21-2
17	11/15	NYI	L	0-3	12-5-0	58	2/18	SJS	W	5-2	35-21-2
18	11/17	@ ATL	W	5-3	13-5-0	59	2/20	@ MIN	O**	1-2	35-21-3
19	11/18	@ CAR	L	4-5	13-6-0	60	2/23	ANA	W	4-1	36-21-3
20	11/20	COL	W	5-4	14-6-0	61	2/25	VAN	W*	2-1	37-21-3
21	11/22	NSH	W	1-0	15-6-0	62	2/27	TBL	W*	2-1	38-21-3
22	11/24	LAK	W	5-3	16-6-0	63	3/1	@ FLA	O*	1-2	38-21-4
23	11/27	@ DET	L	1-2	16-7-0	64	3/2	CBJ	O**	2-3	38-21-5
24	11/29	@ CHI	L	1-2	16-8-0	65	3/4	SJS	L	0-4	38-22-5
25	11/30	@ WSH	L	3-4	16-9-0	66	3/8	@ STL	L	3-5	38-23-5
26	12/2	MIN	W**	4-3	17-9-0	67	3/9	@ CBJ	W	3-0	39-23-5
27	12/4	SJS	W	1-0	18-9-0	68	3/11	LAK	W*	4-3	40-23-5
28	12/6	PHX	W	3-0	19-9-0	69	3/13	PHI	W	3-2	41-23-5
29	12/8	@ EDM	L	0-2	19-10-0	70	3/15	CGY	W	4-2	42-23-5
30	12/9	@ PHX	W*	4-3	20-10-0	71	3/17	@ NSH	L	2-3	42-24-5
31	12/12	CBJ	L	1-3	20-11-0	72	3/18	PHX	W*	5-4	43-24-5
32	12/14	NYR	L	2-5	20-12-0	73	3/21	@ LAK	W	4-2	44-24-5
33	12/16	@ LAK	W**	4-3	21-12-0	74	3/23	@ ANA	O*	2-3	44-24-6
34	12/20	@ ANA	L	1-4	21-13-0	75	3/24	@ PHX	W**	4-3	45-24-6
35	12/21	@ SJS	W	3-0	22-13-0	76	3/27	PHX	W	6-0	46-24-6
36	12/23	EDM	W	3-2	23-13-0	77	3/30	@ DET	W**	4-3	47-24-6
37	12/26	@ CHI	L	1-2	23-14-0	78	3/31	@ NSH	W	4-2	48-24-6
38	12/27	@ COL	W	5-4	24-14-0	79	4/2	STL	L	2-4	48-25-6
39	12/29	NSH	W	4-1	25-14-0	80	4/5	@ CBJ	O*	1-2	48-25-7
40	12/31	SJS	L	2-4	25-15-0	81	4/6	ANA	W**	2-1	49-25-7
41	1/3	@ VAN	O**	1-2	25-15-1	82	4/8	CHI	W	3-2	50-25-7

* OVERTIME **SHOOTOUT

GM: Doug Armstrong **HEAD COACH:** Dave Tippett
RECORD: 53-23-6 (112 points) **STANDINGS:** 1st Pacific, 2nd West

2005-06 

PLAYER	GP	G	A	P	+/-	PIM	EV	PP	SHG	GWG
Mike Modano	78	27	50	77	23	58	14	12	1	4
Jason Arnott	81	32	44	76	13	102	20	11	1	5
Sergei Zubov	78	13	58	71	20	46	4	9	0	0
Brenden Morrow	81	23	42	65	30	183	14	8	1	4
Jussi Jokinen	80	17	38	55	2	30	9	8	0	2
Jere Lehtinen	80	33	19	52	9	30	18	14	1	6
Philippe Boucher	66	16	27	43	28	77	8	8	0	3
Bill Guerin	70	13	27	40	0	115	10	3	0	2
Stu Barnes	78	15	21	36	9	44	14	0	1	2
Niko Kapanen	81	14	21	35	-10	36	7	5	2	4
Antti Miettinen	79	11	20	31	0	46	7	4	0	1
Steve Ott	82	5	17	22	1	178	5	0	0	1
Stephane Robidas	75	5	15	20	15	67	3	1	1	0
Niklas Hagman	54	6	9	15	-2	16	5	0	1	0
Martin Skoula	61	4	11	15	6	36	1	3	0	1
Trevor Daley	81	3	11	14	-2	87	3	0	0	1
Jon Klemm	76	4	7	11	-3	60	3	1	0	1
Jaroslav Svoboda	43	4	3	7	-3	22	4	0	0	2
Janne Niinimaa	22	2	4	6	-5	24	0	1	1	1
Mathias Tjarnqvist	33	2	4	6	4	18	2	0	0	0
Nathan Perrott	23	2	1	3	2	54	2	0	0	1
Willie Mitchell	16	0	2	2	4	26	0	0	0	0
Junior Lessard	5	1	0	1	0	12	1	0	0	0
Jeremy Stevenson	16	1	0	1	-3	21	1	0	0	0
John Erskine	26	0	0	0	-3	62	0	0	0	0
Dan Jancevski	2	0	0	0	1	0	0	0	0	0
David Oliver	3	0	0	0	-1	0	0	0	0	0
Vojtech Polak	3	0	0	0	-1	0	0	0	0	0
Patrick Traverse	1	0	0	0	0	0	0	0	0	0

GOALTENDER	GP	W	L	OT/SOL	SA	SV	SV%	GAA	SO	A
Marty Turco	68	41	19	5	1,624	1,458	.898	2.55	3	2
Johan Hedberg	19	12	4	1	472	424	.898	2.67	0	2

SEASON SCHEDULE & RESULTS

#	DATE	OPPONENT	RESULT	SCORE	RECORD	#	DATE	OPPONENT	RESULT	SCORE	RECORD
1	10/5	LAK	W	5-4	1-0-0	42	1/9	@ MIN	W	2-1	28-12-2
2	10/8	COL	L	2-3	1-1-0	43	1/12	WSH	W	4-1	29-12-2
3	10/11	PHX	W	3-2	2-1-0	44	1/14	@ BOS	W**	2-1	30-12-2
4	10/13	@ CGY	W*	3-2	3-1-0	45	1/16	@ MTL	L	2-4	30-13-2
5	10/14	@ EDM	W	3-2	4-1-0	46	1/18	ATL	L	2-5	30-14-2
6	10/16	@ VAN	L	2-5	4-2-0	47	1/20	TBL	L	3-6	30-15-2
7	10/20	LAK	L	2-7	4-3-0	48	1/23	PHX	W	4-1	31-15-2
8	10/22	CGY	W	2-1	5-3-0	49	1/25	STL	W**	4-3	32-15-2
9	10/26	SJS	O*	4-5	5-3-1	50	1/26	@ COL	W**	3-2	33-15-2
10	10/28	EDM	L	3-5	5-4-1	51	1/28	DET	W**	2-1	34-15-2
11	10/29	@ PHX	W	5-3	6-4-1	52	1/30	SJS	W**	3-2	35-15-2
12	11/2	LAK	L	3-6	6-5-1	53	2/1	NSH	W	2-1	36-15-2
13	11/4	CHI	W	9-1	7-5-1	54	2/4	@ STL	O*	4-2	36-15-3
14	11/5	@ COL	W**	3-2	8-5-1	55	2/6	NSH	W	4-2	37-15-3
15	11/7	EDM	W	4-0	9-5-1	56	2/9	@ PHX	W	5-1	38-15-3
16	11/10	@ NSH	L	3-5	9-6-1	57	2/10	@ SJS	L	3-6	38-16-3
17	11/12	@ SJS	W**	3-2	10-6-1	58	2/12	@ LAK	L	5-6	38-17-3
18	11/13	@ ANA	W	3-1	11-6-1	59	3/2	@ PHX	L	2-3	38-18-3
19	11/16	@ ANA	W	4-2	12-6-1	60	3/4	COL	W	5-3	39-18-3
20	11/18	CBJ	W	6-3	13-6-1	61	3/5	@ CHI	W	7-2	40-18-3
21	11/23	ANA	W	3-1	14-6-1	62	3/7	@ EDM	W**	4-3	41-18-3
22	11/25	PHX	L	1-4	14-7-1	63	3/9	@ CGY	L	0-1	41-19-3
23	11/26	@ NSH	W	3-1	15-7-1	64	3/11	@ VAN	W	2-1	42-19-3
24	11/30	SJS	W	4-1	16-7-1	65	3/13	VAN	W	4-2	43-19-3
25	12/2	CAR	W**	5-4	17-7-1	66	3/16	@ LAK	W	4-1	44-19-3
26	12/7	FLA	W	4-3	18-7-1	67	3/18	@ SJS	W**	4-3	45-19-3
27	12/10	@ TOR	W	2-1	19-7-1	68	3/20	ANA	L	1-2	45-20-3
28	12/14	@ BUF	L	3-4	19-8-1	69	3/22	MIN	W	4-2	46-20-3
29	12/15	@ OTT	W	2-0	20-8-1	70	3/24	CHI	W**	3-2	47-20-3
30	12/18	@ CHI	W	5-3	21-8-1	71	3/26	CGY	W	3-2	48-20-3
31	12/19	@ MIN	L	1-2	21-9-1	72	3/29	ANA	W	2-1	49-20-3
32	12/21	@ CBJ	W	5-3	22-9-1	73	3/31	@ ANA	O**	4-5	49-20-4
33	12/23	PHX	L	2-3	22-10-1	74	4/1	@ LAK	L	0-1	49-21-4
34	12/26	@ STL	W	6-1	23-10-1	75	4/3	SJS	O*	2-3	49-21-5
35	12/27	DET	L	1-4	23-11-1	76	4/6	@ ANA	W	5-3	50-21-5
36	12/29	STL	W	3-0	24-11-1	77	4/8	@ PHX	W**	3-2	51-21-5
37	12/31	LAK	L	2-3	24-12-1	78	4/9	@ SJS	L	1-4	51-22-5
38	1/2	@ LAK	O*	2-3	24-12-2	79	4/11	CBJ	W	3-2	52-22-5
39	1/4	VAN	W	3-1	25-12-2	80	4/15	MIN	W*	4-3	53-22-5
40	1/6	ANA	W**	4-3	26-12-2	81	4/17	@ DET	L	2-3	53-23-5
41	1/8	@ DET	W	6-3	27-12-2	82	4/18	@ CBJ	O*	4-5	53-23-6

* OVERTIME **SHOOTOUT

PLAYER	GP	G	A	P	+/-	PIM	EV	PP	SHG	GWG
Bill Guerin	82	34	35	69	14	109	25	9	0	10
Jason Arnott	73	21	36	57	23	66	16	5	0	5
Brenden Morrow	81	25	24	49	10	121	16	9	0	3
Mike Modano	76	14	30	44	-21	46	8	6	0	0
Sergei Zubov	77	7	35	42	E	20	2	4	1	1
Pierre Turgeon	76	15	25	40	17	20	9	6	0	1
Stu Barnes	77	11	18	29	7	18	10	0	1	4
Jere Lehtinen	58	13	13	26	E	20	8	4	1	4
Rob DiMaio	69	9	15	24	2	52	8	0	1	1
Philippe Boucher	70	8	16	24	15	64	6	2	0	2
Richard Matvichuk	75	1	20	21	E	36	1	0	0	1
Teppo Numminen	62	3	14	17	-5	18	3	0	0	0
Scott Young	53	8	8	16	-15	14	6	2	0	2
David Oliver	36	7	5	12	6	12	4	3	0	1
Steve Ott	73	2	10	12	-2	152	2	0	0	1
Dan Sweeney	63	0	11	11	22	18	0	0	0	0
Shayne Corson	17	5	5	10	12	29	4	0	1	1
Valeri Bure	13	2	5	7	3	6	2	0	0	0
Jon Klemm	58	2	4	6	10	24	2	0	0	1
Trevor Daley	27	1	5	6	-6	14	0	1	0	0
Niko Kapanen	67	1	5	6	-15	16	1	0	0	0
Aaron Downey	37	1	1	2	2	77	1	0	0	1
Lubomir Sekeras	4	1	1	2	E	2	1	0	0	0
Mathias Tjarnqvist	18	1	1	2	-6	2	1	0	0	1
Antti Miettinen	16	1	0	1	-9	0	1	0	0	1
Stephane Robidas	14	1	0	1	-2	8	0	1	0	0
John Erskine	32	0	1	1	-9	84	0	0	0	0
Steve Gainey	7	0	0	0	1	7	0	0	0	0
Jeff MacMillan	4	0	0	0	-2	0	0	0	0	0
Manny Malhotra	9	0	0	0	-2	4	0	0	0	0
Gavin Morgan	6	0	0	0	E	21	0	0	0	0
Blake Sloan	28	0	0	0	-1	7	0	0	0	0
Chris Therien	11	0	0	0	4	2	0	0	0	0
Rob Valicevic	7	0	0	0	-1	2	0	0	0	0
GOALTENDER	GP	W	L	OT/SOL	SA	SV	SV%	GAA	SO	A
Marty Turco	73	37	21	13	1,648	1,504	.913	1.98	9	1
Ron Tugnutt	11	3	7	0	220	198	.900	2.41	1	0
Dan Ellis	1	1	0	0	28	25	.893	3.00	0	0

SEASON SCHEDULE & RESULTS

#	DATE	OPPONENT	RESULT	SCORE	RECORD	#	DATE	OPPONENT	RESULT	SCORE	RECORD
1	10/8	ANA	W	4-1	1-0-0	42	1/5	@ ANA	T*	2-2	17-17-8
2	10/11	@ NSH	W	3-1	2-0-0	43	1/8	ATL	W	2-1	18-17-8
3	10/13	@ BUF	L	3-4	2-1-0	44	1/10	COL	L	2-4	18-18-8
4	10/15	BOS	L	0-2	2-2-0	45	1/13	@ SJS	W	3-0	19-18-8
5	10/17	WSH	W	4-2	3-2-0	46	1/15	@ COL	L	1-4	19-19-8
6	10/19	MIN	W	3-1	4-2-0	47	1/17	@ CGY	W	3-2	20-19-8
7	10/22	TOR	L	1-3	4-3-0	48	1/19	@ VAN	W	3-2	21-19-8
8	10/24	@ DET	L	0-4	4-4-0	49	1/20	@ EDM	L	0-3	21-20-8
9	10/25	@ CBJ	W	3-2	5-4-0	50	1/23	STL	W	2-0	22-20-8
10	10/29	CGY	W*	4-3	6-4-0	51	1/24	@ STL	W	3-2	23-20-8
11	11/1	@ NSH	T*	1-1	6-4-1	52	1/26	DET	T*	2-2	23-20-9
12	11/2	NSH	W	7-3	7-4-1	53	1/28	OTT	W	5-3	24-20-9
13	11/4	@ NYR	L	0-3	7-5-1	54	1/30	SJS	W	3-1	25-20-9
14	11/6	@ NYI	L	1-4	7-6-1	55	1/31	@ PHX	W	5-4	26-20-9
15	11/8	@ BOS	L	1-4	7-7-1	56	2/4	CBJ	W	1-0	27-20-9
16	11/12	DET	L	2-6	7-8-1	57	2/11	NYI	T*	4-4	27-20-10
17	11/14	PHX	T*	3-3	7-8-2	58	2/14	@ PHX	L	2-3	27-21-10
18	11/15	@ COL	L	0-3	7-9-2	59	2/16	@ ANA	L	1-3	27-22-10
19	11/19	ANA	T*	3-3	7-9-3	60	2/18	@ LAK	W	4-3	28-22-10
20	11/21	LAK	W	3-1	8-9-3	61	2/20	COL	W	5-1	29-22-10
21	11/22	@ STL	L	1-2	8-10-3	62	2/22	ANA	W	4-0	30-22-10
22	11/24	PHX	W	5-2	9-10-3	63	2/25	LAK	T*	1-1	30-22-11
23	11/26	@ MIN	W	3-1	10-10-3	64	2/27	MIN	W	3-1	31-22-11
24	11/28	NJD	W	2-0	11-10-3	65	2/29	EDM	W*	5-4	32-22-11
25	11/30	LAK	L	1-2	11-11-3	66	3/3	CBJ	W	4-2	33-22-11
26	12/4	@ LAK	L	0-3	11-12-3	67	3/5	CGY	W	5-1	34-22-11
27	12/6	@ SJS	L	1-2	11-13-3	68	3/7	SJS	W	4-0	35-22-11
28	12/7	@ ANA	L	0-4	11-14-3	69	3/9	@ PIT	L	0-4	35-23-11
29	12/10	@ PHX	L	1-2	11-15-3	70	3/11	@ PHI	T*	2-2	35-23-12
30	12/12	CHI	W	1-0	12-15-3	71	3/13	@ DET	L	0-3	35-24-12
31	12/14	@ CHI	T*	1-1	12-15-4	72	3/14	@ CHI	W	4-0	36-24-12
32	12/17	VAN	W	3-1	13-15-4	73	3/16	SJS	T*	3-3	36-24-13
33	12/19	@ FLA	L	0-1	13-16-4	74	3/18	VAN	W	3-0	37-24-13
34	12/20	@ TBL	W	2-1	14-16-4	75	3/20	STL	W	3-1	38-24-13
35	12/22	@ CAR	W	3-1	15-16-4	76	3/22	@ CGY	W	4-0	39-24-13
36	12/26	NSH	W	2-1	16-16-4	77	3/24	@ EDM	W*	4-3	40-24-13
37	12/27	@ CBJ	W	4-3	17-16-4	78	3/27	@ VAN	O*	1-2	40-24-14
38	12/29	PHI	T*	2-2	17-16-5	79	3/28	@ SJS	O*	1-2	40-24-15
39	12/31	MTL	T*	1-1	17-16-6	80	3/31	EDM	L	1-3	40-25-15
40	1/2	PHX	L	0-6	17-17-6	81	4/2	@ MIN	L	2-4	40-26-15
41	1/3	@ LAK	T*	2-2	17-17-7	82	4/4	CHI	W	5-2	41-26-15

* OVERTIME **SHOOTOUT

GM: Doug Armstrong **HEAD COACH:** Dave Tippett
RECORD: 46-17-19 (111 points) **STANDINGS:** 1st Pacific, 1st West

2002-03 

PLAYER	GP	G	A	P	+/-	PIM	EV	PP	SHG	GWG
Mike Modano	79	28	57	85	34	30	21	5	2	6
Sergei Zubov	82	11	44	55	21	26	3	8	0	2
Bill Guerin	64	25	25	50	5	113	14	11	0	2
Jere Lehtinen	80	31	17	48	39	20	26	5	0	3
Jason Arnott	72	23	24	47	9	51	16	7	0	6
Brenden Morrow	71	21	22	43	20	134	16	2	3	4
Scott Young	79	23	19	42	24	30	17	5	1	4
Pierre Turgeon	65	12	30	42	4	18	9	3	0	5
Ulf Dahlen	63	17	20	37	11	14	8	9	0	1
Darryl Sydor	81	5	31	36	22	40	3	2	0	1
Niko Kapanen	82	5	29	34	25	44	4	0	1	1
Derian Hatcher	82	8	22	30	37	106	6	1	1	2
Philippe Boucher	80	7	20	27	28	94	5	1	1	3
Rob DiMaio	69	10	9	19	18	76	10	0	0	2
Manny Malhotra	59	3	7	10	-2	42	3	0	0	1
Stephane Robidas	76	3	7	10	15	35	3	0	0	1
Steve Ott	26	3	4	7	6	31	3	0	0	0
Stu Barnes	13	2	5	7	2	8	0	2	0	1
Claude Lemieux	32	2	4	6	-9	14	2	0	0	0
Richard Matvichuk	68	1	5	6	1	58	1	0	0	1
Kirk Muller	55	1	5	6	-6	18	1	0	0	0
Scott Pellerin	20	1	3	4	-3	8	0	1	0	0
David Oliver	6	0	3	3	1	2	0	0	0	0
John Erskine	16	2	0	2	1	29	2	0	0	0
Aaron Downey	43	1	1	2	1	69	1	0	0	0
Sami Helenius	5	0	0	0	1	6	0	0	0	0
Corey Hirsch	2	0	0	0	E	0	0	0	0	0
Jim Montgomery	1	0	0	0	E	0	0	0	0	0
Lyle Odelein	3	0	0	0	E	6	0	0	0	0
Jon Sim	4	0	0	0	-1	0	0	0	0	0
GOALTENDER	GP	W	L	OT/SOL	SA	SV	SV%	GAA	SO	A
Marty Turco	55	31	10	10	1,359	1,267	.932	1.72	7	3
Ron Tugnutt	31	15	10	5	672	602	.896	2.47	4	0
Corey Hirsch	2	0	1	0	39	35	.897	2.47	0	0

SEASON SCHEDULE & RESULTS

#	DATE	OPPONENT	RESULT	SCORE	RECORD	#	DATE	OPPONENT	RESULT	SCORE	RECORD
1	10/9	@ COL	T*	1-1	0-0-1	42	1/4	@ LAK	W	3-2	22-10-10
2	10/11	ANA	W	4-2	1-0-1	43	1/5	@ ANA	T*	1-1	22-10-11
3	10/12	@ PHX	W	5-2	2-0-1	44	1/7	LAK	W	7-4	23-10-11
4	10/15	EDM	W	3-0	3-0-1	45	1/9	CHI	W*	4-3	24-10-11
5	10/17	@ MIN	L	1-3	3-1-1	46	1/11	COL	W	6-3	25-10-11
6	10/19	@ STL	L	3-5	3-2-1	47	1/18	@ SJS	W	3-1	26-10-11
7	10/20	WSH	W	5-2	4-2-1	48	1/20	@ COL	T*	1-1	26-10-12
8	10/24	@ CGY	T*	3-3	4-2-2	49	1/22	CBJ	W	4-2	27-10-12
9	10/26	@ VAN	W	4-1	5-2-2	50	1/24	TBL	L	1-4	27-11-12
10	10/28	@ EDM	W*	4-3	6-2-2	51	1/25	@ STL	W	4-2	28-11-12
11	10/30	FLA	O*	2-3	6-2-3	52	1/27	OTT	W	5-3	29-11-12
12	11/1	@ CBJ	L	2-4	6-3-3	53	1/29	CGY	W	4-1	30-11-12
13	11/3	@ DET	T*	3-3	6-3-4	54	2/5	STL	T*	2-2	30-11-13
14	11/6	VAN	W	4-0	7-3-4	55	2/8	@ PHX	W	3-1	31-11-13
15	11/8	TOR	W	2-1	8-3-4	56	2/9	LAK	W	3-1	32-11-13
16	11/10	@ NYI	L	2-3	8-4-4	57	2/11	CAR	W*	2-1	33-11-13
17	11/12	@ MTL	W	4-2	9-4-4	58	2/14	ANA	L	2-4	33-12-13
18	11/13	@ WSH	W	6-1	10-4-4	59	2/16	SJS	W	3-1	34-12-13
19	11/15	COL	W	4-2	11-4-4	60	2/19	CGY	T*	1-1	34-12-14
20	11/17	CBJ	W*	3-2	12-4-4	61	2/21	PHX	T*	2-2	34-12-15
21	11/20	@ PHX	T*	2-2	12-4-5	62	2/23	@ CHI	W	3-0	35-12-15
22	11/22	@ ANA	W	4-0	13-4-5	63	2/25	@ BOS	T*	5-5	35-12-16
23	11/23	@ LAK	L	0-2	13-5-5	64	2/27	@ OTT	O*	2-3	35-12-17
24	11/25	PHX	W	5-1	14-5-5	65	2/28	@ BUF	L	3-5	35-13-17
25	11/27	MIN	W	5-0	15-5-5	66	3/2	PIT	W	3-1	36-13-17
26	11/29	NYR	T*	3-3	15-5-6	67	3/5	CHI	W	7-4	37-13-17
27	11/30	@ NSH	L	2-5	15-6-6	68	3/7	NSH	L	1-2	37-14-17
28	12/4	MTL	W	5-1	16-6-6	69	3/9	SJS	W	3-0	38-14-17
29	12/6	DET	T*	3-3	16-6-7	70	3/11	@ CBJ	W	2-0	39-14-17
30	12/11	LAK	L	0-3	16-7-7	71	3/12	@ MIN	L	2-4	39-15-17
31	12/13	ATL	W	3-1	17-7-7	72	3/15	@ EDM	L	3-4	39-16-17
32	12/15	@ CHI	W	5-0	18-7-7	73	3/17	VAN	L	2-4	39-17-17
33	12/17	@ PHI	T*	2-2	18-7-8	74	3/19	@ ATL	W*	5-4	40-17-17
34	12/19	@ DET	T*	1-1	18-7-9	75	3/21	MIN	O*	2-3	40-17-18
35	12/21	@ NJD	L	3-5	18-8-9	76	3/23	STL	W	3-1	41-17-18
36	12/22	@ CAR	L	0-1	18-9-9	77	3/25	@ VAN	W	4-3	42-17-18
37	12/26	@ NSH	L	1-3	18-10-9	78	3/27	@ CGY	O*	1-2	42-17-19
38	12/27	@ FLA	W	4-0	19-10-9	79	3/29	@ SJS	W	4-3	43-17-19
39	12/29	DET	T*	2-2	19-10-10	80	3/31	BUF	W	3-0	44-17-19
40	13/31	EDM	W	4-1	20-10-10	81	4/2	ANA	W	2-1	45-17-19
41	1/2	@ SJS	W	3-1	21-10-10	82	4/6	NSH	W	2-0	46-17-19

* OVERTIME **SHOOTOUT

PLAYER	GP	G	A	P	+/-	PIM	EV	PP	SHG	GWG
Mike Modano	78	34	43	77	14	38	26	6	2	5
Jere Lehtinen	73	25	24	49	27	14	17	7	1	4
Joe Nieuwendyk	67	23	24	47	-2	18	17	6	0	5
Pierre Turgeon	66	15	32	47	-4	16	8	7	0	1
Sergei Zubov	80	12	32	44	-4	22	4	8	0	2
Brenden Morrow	72	17	18	35	12	109	13	4	0	3
Darryl Sydor	78	4	29	33	3	50	2	2	0	0
Kirk Muller	78	10	20	30	-12	28	6	4	0	1
Jamie Langenbrunner	68	10	16	26	-11	54	9	0	1	2
Derian Hatcher	80	4	21	25	12	87	3	1	0	0
Richard Matvichuk	82	9	12	21	11	52	5	4	0	2
Pat Verbeek	64	7	13	20	-4	72	4	3	0	1
Benoit Rucinsky	42	6	11	17	3	24	4	2	0	1
Benoit Brunet	32	4	9	13	5	8	3	0	1	1
Rob DiMaio	61	6	6	12	-2	25	4	0	2	2
Donald Audette	20	4	8	12	2	12	1	3	0	2
Valeri Kamensky	24	3	6	9	3	2	3	0	0	1
Scott Pellerin	33	3	5	8	-5	15	3	0	0	0
Brent Gilchrist	26	2	5	7	-6	6	2	0	0	0
Brad Lukowich	66	1	6	7	-1	40	1	0	0	0
Benoit Hogue	32	3	3	6	-4	24	3	0	0	0
John MacLean	20	3	3	6	-1	17	3	0	0	1
Shaun Van Allen	19	2	4	6	-5	6	2	0	0	0
Randy McKay	14	1	4	5	2	7	1	0	0	0
Jason Arnott	10	3	1	4	-1	6	1	2	0	2
Jon Sim	26	3	0	3	-3	10	2	1	0	0
Jim Montgomery	8	0	2	2	-1	0	0	0	0	0
Manny Malhotra	16	1	0	1	-3	5	1	0	0	0
John Erskine	33	0	1	1	-8	62	0	0	0	0
Steve Gainey	5	0	1	1	-1	7	0	0	0	0
Niko Kapanen	9	0	1	1	-1	2	0	0	0	0
Jyrki Lumme	15	0	1	1	-5	4	0	0	0	0
Dave Manson	34	0	1	1	-1	23	0	0	0	0
Greg Hawgood	2	0	0	0	E	2	0	0	0	0
Sami Helenius	39	0	0	0	-4	58	0	0	0	0
Roman Lyashenko	4	0	0	0	-2	0	0	0	0	0

GOALTENDER	GP	W	L	OT/SOL	SA	SV	SV%	GAA	SO	A
Ed Belfour	60	21	27	11	1,458	1,305	.895	2.65	1	5
Marty Turco	31	15	6	2	670	617	.921	2.09	2	0

SEASON SCHEDULE & RESULTS

#	DATE	OPPONENT	RESULT	SCORE	RECORD	#	DATE	OPPONENT	RESULT	SCORE	RECORD
1	10/5	NSH	W	4-1	1-0-0	42	1/8	@ TBL	W	2-1	19-13-10
2	10/7	@ CAR	L	0-3	1-1-0	43	1/9	@ FLA	W	3-2	20-13-10
3	10/9	LAK	W	2-1	2-1-0	44	1/12	@ DET	L	2-5	20-14-10
4	10/11	VAN	L	1-4	2-2-0	45	1/13	@ MIN	W	3-1	21-14-10
5	10/13	CGY	O*	3-4	2-2-1	46	1/16	DET	W	3-2	22-14-10
6	10/17	@ STL	T*	2-2	2-2-2	47	1/18	FLA	L	2-3	22-15-10
7	10/18	PHX	W	3-1	3-2-2	48	1/20	@ CHI	L	2-3	22-16-10
8	10/20	CHI	T*	2-2	3-2-3	49	1/21	@ CBJ	W	5-3	23-16-10
9	10/24	@ PIT	L	2-3	3-3-3	50	1/23	VAN	L	2-4	23-17-10
10	10/26	@ DET	W	5-3	4-3-3	51	1/25	ANA	L	1-6	23-18-10
11	10/28	@ NYI	O*	2-3	4-3-4	52	1/28	CBJ	W	4-2	24-18-10
12	10/29	@ NYR	L	2-4	4-4-4	53	2/6	@ NSH	L	1-2	24-19-10
13	10/31	DET	O*	3-4	4-4-5	54	2/8	EDM	T*	1-1	24-19-11
14	11/2	NSH	W	3-0	5-4-5	55	2/10	@ ANA	W	5-1	25-19-11
15	11/3	@ NSH	L	1-4	5-5-5	56	2/11	@ LAK	L	1-2	25-20-11
16	11/7	SJS	T*	2-2	5-5-6	57	2/13	NYR	W	4-2	26-20-11
17	11/9	PHX	L	1-5	5-6-6	58	2/26	@ PHX	L	1-5	26-21-11
18	11/11	@ ANA	T*	2-2	5-6-7	59	2/28	@ VAN	W*	4-3	27-21-11
19	11/15	@ LAK	W	4-3	6-6-7	60	3/2	@ COL	W	2-1	28-21-11
20	11/17	@ SJS	W*	3-2	7-6-7	61	3/3	SJS	W	4-1	29-21-11
21	11/19	NYI	L	2-3	7-7-7	62	3/6	LAK	W*	3-2	30-21-11
22	11/21	CAR	T*	4-4	7-7-8	63	3/8	MIN	L	3-5	30-22-11
23	11/23	PHI	T*	3-3	7-7-9	64	3/10	NJD	L	0-3	30-23-11
24	11/25	@ MIN	W	4-3	8-7-9	65	3/12	@ WSH	W	5-2	31-23-11
25	11/29	@ CGY	W	3-0	9-7-9	66	3/14	@ MTL	T*	3-3	31-23-12
26	12/1	@ EDM	W	6-4	10-7-9	67	3/16	@ TOR	T*	5-5	31-23-13
27	12/2	@ VAN	W	4-2	11-7-9	68	3/18	@ CHI	T*	2-2	31-23-14
28	12/5	OTT	L	3-6	11-8-9	69	3/20	STL	W	3-2	32-23-14
29	12/7	EDM	W	5-0	12-8-9	70	3/22	PHX	W	4-3	33-23-14
30	12/12	BUF	W	4-3	13-8-9	71	3/24	ANA	L	1-2	33-24-14
31	12/14	CGY	L	3-4	13-9-9	72	3/26	@ SJS	L	2-3	33-25-14
32	12/15	@ PHX	W	6-2	14-9-9	73	3/28	@ CGY	T*	2-2	33-25-15
33	12/17	SJS	L	1-4	14-10-9	74	3/30	@ EDM	L	1-3	33-26-15
34	12/20	@ PHI	L	1-2	14-11-9	75	4/1	CBJ	W	3-1	34-26-15
35	12/22	@ CBJ	W	4-2	15-11-9	76	4/3	STL	O*	1-2	34-26-16
36	12/23	@ ATL	W	4-1	16-11-9	77	4/5	COL	W	3-1	35-26-16
37	12/26	COL	L	0-2	16-12-9	78	4/7	@ ANA	L	1-4	35-27-16
38	12/28	WSH	O*	2-3	16-12-10	79	4/8	@ LAK	L	0-3	35-28-16
39	12/31	BOS	W	2-1	17-12-10	80	4/10	MIN	T*	4-4	35-28-17
40	1/2	ATL	W	2-1	18-12-10	81	4/12	CHI	W	3-1	36-28-17
41	1/5	@ STL	L	2-5	18-13-10	82	4/14	@ COL	T*	2-2	36-28-18

* OVERTIME

GM: Bob Gainey **HEAD COACH:** Ken Hitchcock

RECORD: 48-24-10 (106 points) **STANDINGS:** 1st Pacific, 3rd West

2000-01 

PLAYER	GP	G	A	P	+/-	PIM	EV	PP	SHG	GWG
Mike Modano	81	33	51	84	26	52	22	8	3	7
Brett Hull	79	39	40	79	10	18	28	11	0	8
Joe Nieuwendyk	69	29	23	52	5	30	17	12	0	4
Sergei Zubov	79	10	41	51	22	24	4	6	0	1
Darryl Sydor	81	10	37	47	5	34	2	8	0	1
Jere Lehtinen	74	20	25	45	14	24	13	7	0	1
Brenden Morrow	82	20	24	44	18	128	13	7	0	6
Grant Marshall	75	13	24	37	1	64	9	4	0	1
Jamie Langenbrunner	53	12	18	30	4	57	7	3	2	4
Ted Donato	65	8	17	25	6	26	7	1	0	3
Mike Keane	67	10	14	24	4	35	9	1	0	1
Shaun Van Allen	59	7	16	23	5	16	5	0	2	3
Derian Hatcher	80	2	21	23	5	77	1	1	0	2
Richard Matvichuk	78	4	16	20	5	62	2	2	0	1
Brad Lukowich	80	4	10	14	28	76	4	0	0	2
Benoit Hogue	34	3	7	10	-1	26	3	0	0	0
Kirk Muller	55	1	9	10	-4	26	1	0	0	0
Roman Lyashenko	60	6	3	9	-1	45	6	0	0	1
Tyler Bouck	48	2	5	7	-3	29	2	0	0	1
John MacLean	28	4	2	6	0	17	3	1	0	0
Blake Sloan	33	2	2	4	-2	4	2	0	0	1
Sami Helenius	57	1	2	3	1	99	1	0	0	0
Jon Sim	15	0	3	3	-2	6	0	0	0	0
Jamie Wright	2	1	0	1	-3	0	1	0	0	0
Grant Ledyard	8	0	1	1	3	4	0	0	0	0
Gerald Diduck	14	0	0	0	4	18	0	0	0	0
Steve Gainey	1	0	0	0	0	0	0	0	0	0
Ric Jackman	16	0	0	0	-6	18	0	0	0	0
Greg Leeb	2	0	0	0	-1	0	0	0	0	0
Mark Wotton	1	0	0	0	0	0	0	0	0	0

GOALTENDER	GP	W	L	OT/SOL	SA	SV	SV%	GAA	SO	A
Ed Belfour	63	35	20	7	1,508	1,364	.905	2.34	8	1
Marty Turco	26	13	6	1	532	492	.925	1.90	3	0

SEASON SCHEDULE & RESULTS

#	DATE	OPPONENT	RESULT	SCORE	RECORD	#	DATE	OPPONENT	RESULT	SCORE	RECORD
1	10/4	COL	T*	2-2	0-0-1	42	1/12	DET	L	2-3	24-13-5
2	10/7	@ OTT	L	1-3	0-1-1	43	1/14	@ TBL	W	3-2	25-13-5
3	10/9	@ TOR	W	3-1	1-1-1	44	1/15	@ FLA	L	0-2	25-14-5
4	10/10	@ CAR	L	2-5	1-2-1	45	1/17	NSH	W*	4-3	26-14-5
5	10/12	PHI	W	4-1	2-2-1	46	1/19	PIT	W*	6-5	27-14-5
6	10/14	WSH	W	3-0	3-2-1	47	1/21	@ PHX	L	2-5	27-15-5
7	10/18	SJS	W	2-1	4-2-1	48	1/22	VAN	W	2-1	28-15-5
8	10/20	@ CHI	W	5-1	5-2-1	49	1/24	NJD	L	1-4	28-16-5
9	10/21	LAK	W	4-3	6-2-1	50	1/26	SJS	L	1-2	28-17-5
10	10/25	VAN	L	2-6	6-3-1	51	1/30	@ LAK	L	0-8	28-18-5
11	10/27	PHX	L	2-4	6-4-1	52	2/1	@ SJS	W	4-2	29-18-5
12	10/28	@ STL	O*	3-4	6-4-2	53	2/7	EDM	W	3-2	30-18-5
13	11/1	CBJ	W	4-0	7-4-2	54	2/9	MIN	L	1-2	30-19-5
14	11/3	@ PHX	T*	2-2	7-4-3	55	2/11	STL	T	3-3	30-19-6
15	11/11	MTL	W	2-0	8-4-3	56	2/13	@ NSH	W	2-1	31-19-6
16	11/14	@ CBJ	L	2-3	8-5-3	57	2/14	LAK	W	4-2	32-19-6
17	11/15	@ BUF	T*	2-2	8-5-4	58	2/16	ANA	W*	3-2	33-19-6
18	11/17	@ DET	W	1-0	9-5-4	59	2/18	DET	L	1-2	33-20-6
19	11/20	TBL	W	6-2	10-5-4	60	2/21	MIN	W	6-2	34-20-6
20	11/22	@ NSH	W	1-0	11-5-4	61	2/23	BOS	W*	5-4	35-20-6
21	11/24	CBJ	W	3-0	12-5-4	62	2/25	@ EDM	O*	2-3	35-20-7
22	11/25	@ CBJ	W	4-2	13-5-4	63	2/26	@ CGY	L	2-3	35-21-7
23	11/29	CGY	L	3-4	13-6-4	64	2/28	@ VAN	L	4-5	35-22-7
24	12/1	@ COL	L	2-4	13-7-4	65	3/2	@ ANA	W	5-2	36-22-7
25	12/2	@ PHX	W	5-2	14-7-4	66	3/4	BUF	W	4-1	37-22-7
26	12/6	@ SJS	T*	2-2	14-7-5	67	3/7	CHI	L	1-4	37-23-7
27	12/7	@ LAK	L	2-5	14-8-5	68	3/10	COL	W*	3-2	38-23-7
28	12/10	@ ANA	W	1-0	15-8-5	69	3/11	@ COL	L	2-3	38-24-7
29	12/13	EDM	W	5-2	16-8-5	70	3/13	@ CHI	W	3-0	39-24-7
30	12/15	CHI	W	4-1	17-8-5	71	3/16	PHX	T*	1-1	39-24-8
31	12/17	@ MIN	L	0-6	17-9-5	72	3/18	OTT	W	5-1	40-24-8
32	12/20	@ NJD	L	1-4	17-10-5	73	3/19	@ MIN	W	4-1	41-24-8
33	12/21	@ NYI	W	3-1	18-10-5	74	3/21	ANA	W	8-0	42-24-8
34	12/23	@ PIT	W	8-2	19-10-5	75	3/23	NYI	W	2-1	43-24-8
35	12/27	ANA	W	3-1	20-10-5	76	3/25	STL	T*	1-1	43-24-9
36	12/29	LAK	L	1-4	20-11-5	77	3/28	@ VAN	W	3-1	44-24-9
37	12/31	NYR	W	6-1	21-11-5	78	3/30	@ EDM	W	5-4	45-24-9
38	1/4	@ DET	L	2-4	21-12-5	79	3/31	@ CGY	W	2-0	46-24-9
39	1/6	@ BOS	W	4-0	22-12-5	80	4/2	CGY	O*	4-4	46-24-10
40	1/8	@ NYR	W	2-1	23-12-5	81	4/4	NSH	W	5-1	47-24-10
41	1/10	@ ATL	W	3-2	24-12-5	82	4/7	@ SJS	W*	5-4	48-24-10

* OVERTIME

1999-00

GM: Bob Gainey **HEAD COACH:** Ken Hitchcock
RECORD: 43-23-16 (102 points) **STANDINGS:** 1st Pacific, 2nd West

PLAYER	GP	G	A	P	+/-	PIM	EV	PP	SHG	GWG
Mike Modano	77	38	43	81	E	48	26	11	1	8
Brett Hull	79	24	35	59	-21	43	13	11	0	3
Sergei Zubov	77	9	33	42	-2	18	5	3	1	3
Jamie Langenbrunner	65	18	21	39	16	68	12	4	2	6
Joe Nieuwendyk	48	15	19	34	-1	26	8	7	0	2
Mike Keane	81	13	21	34	9	41	9	0	4	3
Darryl Sydor	74	8	26	34	6	32	3	5	0	1
Brenden Morrow	64	14	19	33	8	81	11	3	0	3
Richard Matvichuk	70	4	21	25	7	42	4	0	0	1
Derian Hatcher	57	2	22	24	6	68	2	0	0	0
Kirk Muller	47	7	15	22	-3	24	4	3	0	2
Blake Sloan	67	4	13	17	11	50	4	0	0	1
Guy Carboneau	69	10	6	16	10	36	9	0	1	4
Aaron Gavey	41	7	6	13	E	44	6	1	0	2
Roman Lyashenko	58	6	6	12	-2	10	6	0	0	1
Sylvain Cote	28	2	8	10	6	14	2	0	0	0
Scott Thornton	30	6	3	9	-5	38	5	1	0	0
Jon Sim	25	5	3	8	4	10	3	2	0	1
Jere Lehtinen	17	3	5	8	1	0	3	0	0	1
Grant Marshall	45	2	6	8	-5	38	1	1	0	0
Jamie Pushor	62	0	8	8	E	53	0	0	0	0
Juha Lind	34	3	4	7	-1	6	3	0	0	0
Pavel Patera	12	1	4	5	-1	4	1	0	0	0
Jamie Wright	23	1	4	5	4	16	1	0	0	0
Brad Lukowich	60	3	1	4	-14	50	3	0	0	1
Chris Murray	32	2	1	3	-7	62	2	0	0	0
Ric Jackman	22	1	2	3	-1	6	0	1	0	0
Dave Manson	26	1	2	3	10	22	1	0	0	0
Brian Skrudland	22	1	2	3	E	22	1	0	0	0
Derek Plante	16	1	1	2	-4	2	0	1	0	0
Warren Luhnig	10	0	1	1	-2	13	0	0	0	0
Keith Aldridge	4	0	0	0	1	0	0	0	0	0
Joel Bouchard	2	0	0	0	1	2	0	0	0	0
Shawn Chambers	4	0	0	0	-2	4	0	0	0	0
Ryan Christie	5	0	0	0	-1	0	0	0	0	0
Kevin Dean	14	0	0	0	-1	10	0	0	0	0
Alan Letang	8	0	0	0	-5	2	0	0	0	0
GOALTENDER	GP	W	L	OT/SOL	SA	SV	SV%	GAA	SO	A
Ed Belfour	62	32	21	7	1,571	1,444	.919	2.10	4	3
Manny Fernandez	24	11	8	3	603	555	.920	2.13	1	2

SEASON SCHEDULE & RESULTS

#	DATE	OPPONENT	RESULT	SCORE	RECORD	#	DATE	OPPONENT	RESULT	SCORE	RECORD
1	10/1	PIT	W	6-4	1-0-0	42	1/7	VAN	L	1-3	21-15-6
2	10/2	ANA	W	2-0	2-0-0	43	1/11	@ EDM	W	3-2	22-15-6
3	10/5	@ DET	W	3-2	3-0-0	44	1/12	@ CGY	O*	1-2	22-15-7
4	10/8	@ ANA	L	0-3	3-1-0	45	1/15	@ VAN	W	2-1	23-15-7
5	10/9	@ SJS	W	3-2	4-1-0	46	1/19	@ ANA	L	1-3	23-16-7
6	10/13	SJS	L	0-2	4-2-0	47	1/20	@ LAK	W	5-2	24-16-7
7	10/15	BOS	T*	2-2	4-2-1	48	1/23	@ CHI	W	3-2	25-16-7
8	10/16	@ NSH	L	2-3	4-3-1	49	1/26	LAK	W	3-1	26-16-7
9	10/20	EDM	W	2-1	5-3-1	50	1/28	STL	L	1-3	26-17-7
10	10/22	NJD	W*	2-1	6-3-1	51	1/31	EDM	W	2-1	27-17-7
11	10/25	@ TOR	L	0-4	6-4-1	52	2/2	ATL	W	2-1	28-17-7
12	10/30	TBL	L	1-3	6-5-1	53	2/3	@ PHX	W	2-0	29-17-7
13	11/3	BUF	L	1-3	6-6-1	54	2/9	@ ANA	W	5-3	30-17-7
14	11/5	@ PHX	W	6-4	7-6-1	55	2/11	@ LAK	L	2-3	30-18-7
15	11/6	@ SJS	L	1-2	7-7-1	56	2/13	WSH	W	2-1	31-18-7
16	11/9	@ STL	W	5-2	8-7-1	57	2/16	NSH	W	3-0	32-18-7
17	11/10	DET	L	2-4	8-8-1	58	2/18	PHX	L	3-4	32-19-7
18	11/17	@ WSH	T*	2-2	8-8-2	59	2/20	@ COL	W	2-1	33-19-7
19	11/18	@ PHI	T*	1-1	8-8-3	60	2/21	@ NSH	L	2-5	33-20-7
20	11/20	@ CAR	L	0-1	8-9-3	61	2/23	@ DET	W	5-2	34-20-7
21	11/22	COL	O*	2-3	8-9-4	62	2/25	CHI	O*	3-4	34-20-8
22	11/24	LAK	W*	3-2	9-9-4	63	2/27	COL	T*	1-1	34-20-9
23	11/26	ANA	L	2-4	9-10-4	64	3/1	PHI	W	2-0	35-20-9
24	11/28	@ ATL	W	4-2	10-10-4	65	3/3	@ PHX	W	4-1	36-20-9
25	11/30	@ NYI	W	2-1	11-10-4	66	3/5	DET	L	3-5	36-21-9
26	12/1	@ MTL	W	3-2	12-10-4	67	3/8	VAN	T*	3-3	36-21-10
27	12/4	@ OTT	W	3-1	13-10-4	68	3/10	NYI	O*	3-4	36-21-11
28	12/6	PHX	L	2-3	13-11-4	69	3/12	STL	W	4-2	37-21-11
29	12/8	CAR	W	2-1	14-11-4	70	3/13	@ NYR	W	4-3	38-21-11
30	12/10	FLA	W	4-3	15-11-4	71	3/15	@ NJD	W	3-2	39-21-11
31	12/11	@ STL	L	2-4	15-12-4	72	3/18	@ CHI	T*	2-2	39-21-12
32	12/15	CGY	W	5-1	16-12-4	73	3/19	SJS	W	5-3	40-21-12
33	12/17	@ EDM	T*	2-2	16-12-5	74	3/24	CHI	W	5-1	41-21-12
34	12/18	@ VAN	W	4-2	17-12-5	75	3/26	COL	O*	1-2	41-21-13
35	12/21	@ CGY	T*	0-0	17-12-6	76	3/28	@ TBL	W	4-2	42-21-13
36	12/23	@ CHI	L	2-5	17-13-6	77	3/29	@ FLA	W	4-1	43-21-13
37	12/27	SJS	L	1-3	17-14-6	78	4/2	@ COL	O*	2-3	43-21-14
38	12/29	NYR	W*	4-3	18-14-6	79	4/3	CGY	T*	2-2	43-21-15
39	12/31	ANA	W	5-4	19-14-6	80	4/5	@ SJS	L	2-5	43-22-15
40	1/3	LAK	W	4-1	20-14-6	81	4/7	@ LAK	L	2-3	43-23-15
41	1/5	NSH	W	3-1	21-14-6	82	4/9	PHX	T*	2-2	43-23-16

* OVERTIME

GM: Bob Gainey **HEAD COACH:** Ken Hitchcock

RECORD: 51-19-12 (114 points) **STANDINGS:** 1st Pacific, 1st West

****STANLEY CUP CHAMPIONS****

1998-99 

PLAYER	GP	G	A	P	+/-	PIM	EV	PP	SHG	GWG
Mike Modano	77	34	47	81	29	44	24	6	4	7
Brett Hull	60	32	26	58	19	30	17	15	0	11
Joe Nieuwendyk	67	28	27	55	11	34	20	8	0	8
Jere Lehtinen	74	20	32	52	29	18	12	7	1	2
Sergei Zubov	81	10	41	51	9	20	5	5	0	3
Darryl Sydor	74	14	34	48	-1	50	5	9	0	2
Jamie Langenbrunner	75	12	33	45	10	62	8	4	0	1
Pat Verbeek	78	17	17	34	11	133	9	8	0	2
Grant Marshall	82	13	18	31	1	85	11	2	0	4
Derian Hatcher	80	9	21	30	21	102	6	3	0	2
Mike Keane	81	6	23	29	-2	62	4	1	1	1
Tony Hrkac	69	13	14	27	2	26	11	2	0	2
Dave Reid	73	6	11	17	0	16	5	1	0	1
Guy Carboneau	74	4	12	16	-3	31	4	0	0	2
Richard Matvichuk	64	3	9	12	23	51	2	1	0	0
Shawn Chambers	61	2	9	11	6	18	1	1	0	1
Craig Ludwig	80	2	6	8	5	87	2	0	0	0
Brian Skrudland	40	4	1	5	2	33	4	0	0	1
Derek Plante	10	2	3	5	1	4	1	1	0	0
Sergey Gusev	22	1	4	5	5	6	1	0	0	1
Benoit Hogue	12	1	3	4	2	4	1	0	0	0
Brad Lukowich	14	1	2	3	3	19	1	0	0	0
Brent Severyn	30	1	2	3	-2	50	1	0	0	0
Jon Sim	7	1	0	1	1	12	1	0	0	0
Dan Kecmer	22	0	1	1	-2	22	0	0	0	0
Jason Botterill	17	0	0	0	-2	23	0	0	0	0
Petr Buzek	2	0	0	0	0	2	0	0	0	0
Kelly Fairchild	1	0	0	0	0	0	0	0	0	0
Aaron Gavey	7	0	0	0	-1	10	0	0	0	0
Doug Lidster	17	0	0	0	0	10	0	0	0	0
Blake Sloan	14	0	0	0	-1	10	0	0	0	0
Jamie Wright	11	0	0	0	-3	0	0	0	0	0
GOALTENDER	GP	W	L	OT/SOL	SA	SV	SV%	GAA	SO	A
Ed Belfour	61	35	15	9	1,373	1,256	.915	1.99	5	0
Roman Turek	26	16	3	3	562	514	.915	2.08	1	0
Manny Fernandez	1	0	1	0	29	27	.931	2.00	0	0

SEASON SCHEDULE & RESULTS

#	DATE	OPPONENT	RESULT	SCORE	RECORD	#	DATE	OPPONENT	RESULT	SCORE	RECORD
1	10/10	BUF	W	4-1	1-0-0	42	1/18	VAN	L	3-5	27-8-7
2	10/13	CHI	W	3-1	2-0-0	43	1/20	TOR	L	4-6	27-9-7
3	10/15	@ CAR	T*	2-2	2-0-1	44	1/27	LAK	W	3-2	28-9-7
4	10/17	@ CHI	L	3-4	2-1-1	45	1/29	@ TBL	W	4-1	29-9-7
5	10/20	CGY	W	3-1	3-1-1	46	1/30	@ FLA	W	5-2	30-9-7
6	10/22	PHX	W	2-1	4-1-1	47	2/1	CGY	T*	2-2	30-9-8
7	10/24	SJS	W	2-1	5-1-1	48	2/7	COL	L	0-3	30-10-8
8	10/30	ANA	T*	3-3	5-1-2	49	2/12	@ ANA	W	3-2	31-10-8
9	10/31	DET	W	3-2	6-1-2	50	2/13	@ LAK	W	3-2	32-10-8
10	11/4	@ SJS	L	0-4	6-2-2	51	2/15	EDM	W	4-1	33-10-8
11	11/7	@ LAK	W	4-3	7-2-2	52	2/17	FLA	W	2-1	34-10-8
12	11/11	PHX	L	0-2	7-3-2	53	2/19	CHI	W	5-1	35-10-8
13	11/13	@ DET	W	5-1	8-3-2	54	2/21	COL	T*	1-1	35-10-9
14	11/14	@ BOS	W	3-1	9-3-2	55	2/23	@ NSH	W	4-3	36-10-9
15	11/20	NYI	W	4-2	10-3-2	56	2/24	NSH	L	1-2	36-11-9
16	11/21	@ STL	T*	3-3	10-3-3	57	2/26	PIT	W	6-4	37-11-9
17	11/23	SJS	W	3-2	11-3-3	58	2/28	LAK	W	1-0	38-11-9
18	11/25	NJD	L	2-5	11-4-3	59	3/2	@ NYR	T*	2-2	38-11-10
19	11/27	WSH	W	4-0	12-4-3	60	3/4	@ NYI	W*	3-2	39-11-10
20	12/2	@ SJS	W	3-0	13-4-3	61	3/5	@ BUF	L	1-2	39-12-10
21	12/4	@ VAN	L	1-4	13-5-3	62	3/7	STL	W	4-3	40-12-10
22	12/6	@ EDM	W	6-2	14-5-3	63	3/10	EDM	W	4-3	41-12-10
23	12/7	@ CGY	W	3-2	15-5-3	64	3/12	ANA	W	4-0	42-12-10
24	12/9	SJS	T*	3-3	15-5-4	65	3/14	@ PHI	T*	1-1	42-12-11
25	12/11	MTL	W	3-2	16-5-4	66	3/16	@ PIT	T*	2-2	42-12-12
26	12/13	@ CHI	T*	2-2	16-5-5	67	3/17	@ WSH	L*	1-2	42-13-12
27	12/15	STL	W	7-3	17-5-5	68	3/19	OTT	L	1-2	42-14-12
28	12/18	@ DET	W	3-1	18-5-5	69	3/21	CAR	W*	3-2	43-14-12
29	12/20	@ OTT	W	3-2	19-5-5	70	3/23	@ PHX	W	3-2	44-14-12
30	12/21	@ MTL	T*	2-2	19-5-6	71	3/25	@ LAK	W	2-1	45-14-12
31	12/23	@ TOR	W	5-1	20-5-6	72	3/26	@ ANA	L	1-5	45-15-12
32	12/26	@ COL	W	4-2	21-5-6	73	3/28	@ NSH	W	3-0	46-15-12
33	12/28	NSH	W	1-0	22-5-6	74	3/31	TBL	W	6-4	47-15-12
34	12/31	BOS	W	6-1	23-5-6	75	4/3	@ STL	L	2-5	47-16-12
35	1/1	@ PHX	W*	2-1	24-5-6	76	4/4	DET	L	0-3	47-17-12
36	1/6	VAN	W	6-4	25-5-6	77	4/7	ANA	W	5-1	48-17-12
37	1/8	@ CGY	L	0-1	25-6-6	78	4/9	NYR	W	3-1	49-17-12
38	1/10	@ VAN	L	0-2	25-7-6	79	4/11	LAK	W	6-2	50-17-12
39	1/12	@ EDM	T*	2-2	25-7-7	80	4/14	PHX	W	4-2	51-17-12
40	1/13	@ SJS	W	2-1	26-7-7	81	4/17	@ PHX	L	0-2	51-18-12
41	1/15	@ ANA	W	3-1	27-7-7	82	4/18	@ COL	L	1-2	51-19-12

* OVERTIME

1997-98

GM: Bob Gainey HEAD COACH: Ken Hitchcock

RECORD: 49-22-11 (109 points) STANDINGS: 1st Central, 1st West

PLAYER	GP	G	A	P	*/-	PIM	EV	PP	SHG	GWG
Joe Nieuwendyk	73	39	30	69	16	30	25	14	0	11
Mike Modano	52	21	38	59	25	32	9	7	5	2
Pat Verbeek	82	31	24	57	15	170	22	9	0	8
Sergei Zubov	73	10	47	57	16	16	4	5	1	2
Jamie Langenbrunner	81	23	29	52	9	61	15	8	0	6
Darryl Sydor	79	11	35	46	17	51	6	4	1	1
Jere Lehtinen	72	23	19	42	19	20	14	7	2	6
Greg Adams	49	14	18	32	11	20	7	7	0	1
Derian Hatcher	70	6	25	31	9	132	3	3	0	2
Guy Carbonneau	77	7	17	24	3	40	6	0	1	1
Shawn Chambers	57	2	22	24	11	26	0	1	1	0
Benoit Hogue	53	6	16	22	7	35	3	3	0	1
Todd Harvey	59	9	10	19	5	104	9	0	0	1
Grant Marshall	72	9	10	19	-2	96	6	3	0	1
Dave Reid	65	6	12	18	-15	14	3	3	0	1
Richard Matvichuk	74	3	15	18	7	63	3	0	0	0
Bob Errey	59	2	9	11	7	46	2	0	0	0
Tony Hrkac	13	5	3	8	0	0	2	3	0	0
Bob Bassen	58	3	4	7	-4	57	3	0	0	1
Craig Ludwig	80	0	7	7	21	131	0	0	0	0
Jamie Wright	21	4	2	6	8	2	4	0	0	2
Mike Keane	13	2	3	5	0	5	2	0	1	0
Juha Lind	39	2	3	5	4	6	2	0	0	0
Dan Kezmer	17	1	2	3	5	26	1	0	0	0
Brian Skrudland	13	2	0	2	-2	10	2	0	0	0
Craig Muni	40	1	1	2	0	25	1	0	0	1
Brad Lukowich	4	0	1	1	-2	2	0	0	0	0
Chris Tancill	2	0	1	1	-1	0	0	0	0	0
Jason Botterill	4	0	0	0	-1	19	0	0	0	0
Petr Buzek	2	0	0	0	1	2	0	0	0	0
Patrick Cote	3	0	0	0	-1	15	0	0	0	0
Peter Douris	1	0	0	0	-1	0	0	0	0	0
Sergey Gusev	9	0	0	0	-5	2	0	0	0	0
Mike Kennedy	2	0	0	0	1	2	0	0	0	0
Jeff Mitchell	7	0	0	0	0	7	0	0	0	0
Jarrold Skalde	1	0	0	0	0	0	0	0	0	0
GOALTENDER	GP	W	L	OT/SOL	SA	SV	SV%	GAA	SO	A
Ed Belfour	61	37	32	10	1,335	1,233	.916	1.88	9	0
Roman Turek	23	11	10	1	496	447	.901	2.22	1	0
Manny Fernandez	2	1	0	0	35	33	.943	1.74	0	0

SEASON SCHEDULE & RESULTS

#	DATE	OPPONENT	RESULT	SCORE	RECORD	#	DATE	OPPONENT	RESULT	SCORE	RECORD
1	10/1	@ COL	T*	2-2	0-0-1	42	1/2	NYI	W	2-1	26-9-7
2	10/4	STL	L	1-2	0-1-1	43	1/3	@ CAR	W	6-1	27-9-7
3	10/7	@ BUF	W	4-2	1-1-1	44	1/5	@ NJD	W	4-3	28-9-7
4	10/8	@ DET	L	1-3	1-2-1	45	1/7	OTT	L	0-2	28-10-7
5	10/10	CHI	W	7-0	2-2-1	46	1/9	DET	T*	3-3	28-10-8
6	10/14	CGY	W*	5-4	3-2-1	47	1/11	@ ANA	L*	1-2	28-11-8
7	10/16	FLA	W	4-0	4-2-1	48	1/12	@ SJS	W	3-1	29-11-8
8	10/18	@ TOR	W	5-4	5-2-1	49	1/14	@ STL	W	2-1	30-11-8
9	10/19	@ OTT	L	1-3	5-3-1	50	1/21	COL	W	3-2	31-11-8
10	10/21	VAN	L	1-5	5-4-1	51	1/24	@ COL	W	3-2	32-11-8
11	10/24	@ CHI	W	2-0	6-4-1	52	1/26	TOR	W	5-1	33-11-8
12	10/25	COL	W	3-1	7-4-1	53	1/29	@ FLA	L	2-3	33-12-8
13	10/28	@ NYR	W	3-2	8-4-1	54	1/31	@ STL	L	3-6	33-13-8
14	10/29	@ WSH	W	4-3	9-4-1	55	2/2	@ TOR	W	5-1	34-13-8
15	11/2	@ PHI	T*	3-3	9-4-2	56	2/4	PHI	W	1-0	35-13-8
16	11/3	@ MTL	L	4-6	9-5-2	57	2/7	CHI	W	3-1	36-13-8
17	11/5	@ PIT	W	5-2	10-5-2	58	2/25	@ NYI	W	4-1	37-13-8
18	11/7	NYR	T*	2-2	10-5-3	59	2/28	PHX	W	4-0	38-13-8
19	11/10	STL	L	1-7	10-6-3	60	3/1	@ CHI	T*	2-2	38-13-9
20	11/12	BOS	T*	3-3	10-6-4	61	3/4	MTL	L	1-3	38-14-9
21	11/15	@ LAK	W	5-1	11-6-4	62	3/7	@ STL	L	1-2	38-15-9
22	11/16	@ ANA	W	4-0	12-6-4	63	3/8	PHX	T*	1-1	38-15-10
23	11/19	EDM	W	3-2	13-6-4	64	3/12	@ PHX	L	4-5	38-16-10
24	11/21	@ DET	L	2-4	13-7-4	65	3/13	ANA	W	6-3	39-16-10
25	11/22	@ BOS	W	2-0	14-7-4	66	3/17	@ LAK	W	4-3	40-16-10
26	11/24	ANA	W	5-0	15-7-4	67	3/18	@ SJS	W	3-1	41-16-10
27	11/26	LAK	W	4-1	16-7-4	68	3/20	CAR	W	6-1	42-16-10
28	11/27	@ PHX	W	4-1	17-7-4	69	3/22	PIT	T*	0-0	42-16-11
29	11/29	PHX	W	5-2	18-7-4	70	3/26	TOR	L	0-1	42-17-11
30	12/3	EDM	W	4-1	19-7-4	71	3/28	SJS	L	1-4	42-18-11
31	12/5	CGY	W	4-1	20-7-4	72	3/29	NJD	W	3-1	43-18-11
32	12/8	@ TOR	L	0-3	20-8-4	73	4/1	@ CGY	L	1-3	43-19-11
33	12/10	TBL	W	3-0	21-8-4	74	4/3	@ EDM	L	1-4	43-20-11
34	12/12	SJS	L	0-1	21-9-4	75	4/4	@ VAN	L	3-5	43-21-11
35	12/15	BUF	W	8-4	22-9-4	76	4/6	TOR	W	4-2	44-21-11
36	12/18	@ CGY	W	2-1	23-9-4	77	4/8	WSH	W	2-1	45-21-11
37	12/20	@ EDM	W	2-1	24-9-4	78	4/11	@ TBL	W	5-1	46-21-11
38	12/23	@ VAN	W	3-1	25-9-4	79	4/12	STL	W	4-3	47-21-11
39	12/27	VAN	T*	3-3	25-9-5	80	4/15	DET	W	3-1	48-21-11
40	12/29	@ DET	T*	2-2	25-9-6	81	4/16	@ PHX	L	2-3	48-22-11
41	12/31	LAK	T*	2-2	25-9-7	82	4/18	CHI	W	3-1	49-22-11

* OVERTIME

GM: Bob Gainey **HEAD COACH:** Ken Hitchcock
RECORD: 48-26-8 (104 points) **STANDINGS:** 1st Central, 2nd West

1996-97 

PLAYER	GP	G	A	P	+/	PIM	EV	PP	SHG	GWG
Mike Modano	80	35	48	83	43	42	21	9	5	9
Pat Verbeek	81	17	36	53	3	128	12	5	0	4
Joe Nieuwendyk	66	30	21	51	-5	32	22	8	0	2
Darryl Sydor	82	8	40	48	37	51	6	2	0	2
Benoit Hogue	73	19	24	43	8	54	14	5	0	5
Jere Lehtinen	63	16	27	43	26	2	12	3	1	2
Sergei Zubov	78	13	30	43	19	24	12	1	0	3
Dave Reid	82	19	20	39	12	10	17	1	1	4
Jamie Langenbrunner	76	13	26	39	-2	51	10	3	0	3
Greg Adams	50	21	15	36	27	2	16	5	0	4
Todd Harvey	71	9	22	31	19	142	8	1	0	2
Brent Gilchrist	67	10	20	30	6	24	8	2	0	2
Derian Hatcher	63	3	19	22	8	97	3	0	0	0
Guy Carbonneau	73	5	16	21	9	36	4	0	1	0
Grant Ledyard	67	1	15	16	31	61	1	0	0	0
Neal Broten	20	8	7	15	6	12	6	1	1	2
Craig Ludwig	77	2	11	13	17	62	2	0	0	1
Bob Bassen	46	5	7	12	5	41	5	0	0	2
Richard Matvichuk	57	5	7	12	1	87	3	0	2	0
Bill Huard	40	5	6	11	5	105	5	0	0	0
Grant Marshall	56	6	4	10	5	98	6	0	0	0
Mike Kennedy	24	1	6	7	3	13	1	0	0	1
Mike Lalor	55	1	1	2	3	42	1	0	0	0
Dan Keczer	13	0	1	1	3	6	0	0	0	0
Patrick Cote	3	0	0	0	E	27	0	0	0	0
Marc Labelle	9	0	0	0	-4	46	0	0	0	0
Sergei Makarov	4	0	0	0	-2	0	0	0	0	0

GOALTENDER	GP	W	L	OT/SOL	SA	SV	SV%	GAA	SO	A
Andy Moog	48	28	13	5	1,121	1,023	.913	2.15	3	1
Arturs Irbe	35	17	12	3	825	737	.893	2.69	3	2
Roman Turek	6	3	1	0	129	120	.930	2.05	0	0

SEASON SCHEDULE & RESULTS

#	DATE	OPPONENT	RESULT	SCORE	RECORD	#	DATE	OPPONENT	RESULT	SCORE	RECORD
1	10/5	COL	W	4-1	1-0-0	42	1/8	DET	W	6-3	24-15-3
2	10/8	WSH	W	5-3	2-0-0	43	1/10	PHX	L	3-4	24-16-3
3	10/10	@ NYR	W	2-1	3-0-0	44	1/13	@ MTL	W	2-1	25-16-3
4	10/12	@ NJD	W	4-2	4-0-0	45	1/14	@ PIT	L	1-3	25-17-3
5	10/13	@ CHI	W	5-3	5-0-0	46	1/21	@ PHI	T*	3-3	25-17-4
6	10/15	DET	W	3-1	6-0-0	47	1/24	@ WSH	W	5-2	26-17-4
7	10/17	VAN	L	1-6	6-1-0	48	1/25	@ TOR	W	5-1	27-17-4
8	10/19	TOR	W	2-0	7-1-0	49	1/27	LAK	W	7-2	28-17-4
9	10/23	@ DET	L	1-4	7-2-0	50	1/29	ANA	W	3-1	29-17-4
10	10/26	OTT	W	5-1	8-2-0	51	1/31	@ BUF	L	1-3	29-18-4
11	10/30	BUF	W	2-0	9-2-0	52	2/2	@ DET	L*	3-4	29-19-4
12	11/1	CHI	L*	3-6	9-3-0	53	2/5	TBL	W	4-0	30-19-4
13	11/3	@ STL	L	3-6	9-4-0	54	2/6	@ STL	L	4-6	30-20-4
14	11/6	@ PHX	W	3-2	10-4-0	55	2/8	@ PHX	W*	5-4	31-20-4
15	11/8	@ SJS	L	1-3	10-5-0	56	2/9	LAK	W*	2-1	32-20-4
16	11/11	@ ANA	W	3-2	11-5-0	57	2/12	PHX	L	0-5	32-21-4
17	11/13	CGY	T*	3-3	11-5-1	58	2/14	DET	W*	4-3	33-21-4
18	11/15	ANA	W	4-3	12-5-1	59	2/17	@ LAK	W	2-1	34-21-4
19	11/17	@ EDM	W	7-3	13-5-1	60	2/18	@ SJS	L	1-3	34-22-4
20	11/19	@ VAN	L	0-2	13-6-1	61	2/21	CGY	W	4-2	35-22-4
21	11/20	@ CGY	W	3-1	14-6-1	62	2/23	EDM	W	6-1	36-22-4
22	11/22	FLA	L*	1-2	14-7-1	63	2/25	@ CHI	W	1-0	37-22-4
23	11/27	NJD	L	2-3	14-8-1	64	2/27	@ COL	W	6-2	38-22-4
24	11/29	@ TBL	W	2-1	15-8-1	65	3/1	@ CGY	L	1-4	38-23-4
25	11/30	TOR	W	5-2	16-8-1	66	3/5	STL	W	3-2	39-23-4
26	12/4	SJS	L	1-2	16-9-1	67	3/7	EDM	W	2-1	40-23-4
27	12/6	PHI	L	3-6	16-10-1	68	3/10	@ TOR	T*	3-3	40-23-5
28	12/8	@ FLA	T*	1-1	16-10-2	69	3/14	CHI	T*	4-4	40-23-6
29	12/11	STL	T*	5-5	16-10-3	70	3/16	PIT	W	6-2	41-23-6
30	12/13	VAN	W	2-1	17-10-3	71	3/19	PHX	W	7-2	42-23-6
31	12/15	@ OTT	W	4-0	18-10-3	72	3/21	HFD	W	2-0	43-23-6
32	12/18	@ CHI	W*	3-2	19-10-3	73	3/23	@ STL	W	4-1	44-23-6
33	12/20	@ HFD	W	4-1	20-10-3	74	3/30	@ VAN	W	3-2	45-23-6
34	12/21	@ NYI	W	3-2	21-10-3	75	3/31	@ EDM	W	3-1	46-23-6
35	12/23	SJS	L	1-2	21-11-3	76	4/2	NYI	W	5-4	47-23-6
36	12/27	BOS	W	6-4	22-11-3	77	4/4	@ ANA	L	2-3	47-24-6
37	12/29	@ COL	L	2-3	22-12-3	78	4/5	@ LAK	T*	3-3	47-24-7
38	12/30	NYR	L	2-3	22-13-3	79	4/7	@ PHX	T*	2-2	47-24-8
39	1/1	MTL	L	4-6	22-14-3	80	4/9	TOR	W	3-2	48-24-8
40	1/3	@ DET	W	2-1	23-14-3	81	4/11	COL	L	1-2	48-25-8
41	1/4	@ BOS	L	2-3	23-15-3	82	4/13	CHI	L	2-5	48-26-8

* OVERTIME

1995-96

GM: Bob Gainey HEAD COACH: Bob Gainey, Ken Hitchcock
RECORD: 26-42-14 (66 points) STANDINGS: 6th Central, 11th West

PLAYER	GP	G	A	P	+/-	PIM	EV	PP	SHG	GWG
Mike Modano	78	36	45	81	-12	63	24	8	4	4
Greg Adams	66	22	21	43	-21	33	10	11	1	1
Brent Gilchrist	77	20	22	42	-11	36	13	6	1	2
Kevin Hatcher	74	15	26	41	-24	58	8	7	0	3
Joe Nieuwendyk	52	14	18	32	-17	41	6	8	0	3
Derian Hatcher	79	8	23	31	-12	129	6	2	0	1
Todd Harvey	69	9	20	29	-13	136	6	3	0	1
Grant Marshall	70	9	19	28	0	111	9	0	0	0
Jere Lehtinen	57	6	22	28	5	16	6	0	0	1
Dave Gagner	45	14	13	27	-17	44	8	6	0	2
Benoit Hogue	34	7	20	27	4	36	5	2	0	0
Mike Kennedy	61	9	17	26	-7	48	5	4	0	1
Grant Ledyard	73	5	19	24	-15	20	3	2	0	1
Guy Carbonneau	71	8	15	23	-2	38	6	0	2	1
Richard Matvichuk	73	6	16	22	4	71	6	0	0	1
Brent Fedyk	41	10	9	19	-17	30	6	4	0	0
Bill Huard	51	6	12	3	3	174	6	0	0	0
Trent Klatt	22	4	4	8	0	23	4	0	0	1
Darryl Sydor	26	2	6	8	-1	41	1	1	0	0
Shane Churla	34	3	4	7	4	168	3	0	0	0
Corey Milten	13	3	4	7	0	8	2	1	0	0
Mike Donnelly	24	2	5	7	-2	10	2	0	0	0
Doug Zmolek	42	1	5	6	1	65	1	0	0	0
Randy Wood	30	1	4	5	-11	26	1	0	0	0
Jamie Langenbrunner	12	2	2	4	-2	6	1	1	0	0
Nikolai Borschevsky	12	1	3	4	-7	6	1	0	0	1
Mike Lalor	63	1	2	3	-10	31	1	0	0	0
Craig Ludwig	65	1	2	3	-17	70	1	0	0	0
Jim Storm	10	1	2	3	-1	17	1	0	0	1
Robert Petrovicky	5	1	1	2	1	0	0	1	0	1
Bob Bassen	13	0	1	1	-6	15	0	0	0	0
Mark Lawrence	13	0	1	1	0	17	0	0	0	0
Zac Boyer	2	0	0	0	0	0	0	0	0	0
Paul Cavallini	8	0	0	0	-2	6	0	0	0	0
Petrick Cote	2	0	0	0	-3	5	0	0	0	0
Dan Kessa	3	0	0	0	-1	0	0	0	0	0
Pat MacLeod	2	0	0	0	0	0	0	0	0	0
Daniel Marois	3	0	0	0	0	2	0	0	0	0
Travis Richards	1	0	0	0	-1	2	0	0	0	0
GOALTENDER	GP	W	L	OT/SOL	SA	SV	SV%	GAA	SO	A
Andy Moog	41	13	19	7	1,106	995	.900	2.99	1	0
Darcy Wakaluk	37	9	16	5	975	869	.891	3.39	1	0
Allan Bester	10	4	5	1	297	267	.899	3.00	0	0
Mike Fernandez	5	0	1	1	121	102	.843	4.58	0	0
Jordan Willis	1	0	1	0	14	13	.929	3.16	0	0

SEASON SCHEDULE & RESULTS

#	DATE	OPPONENT	RESULT	SCORE	RECORD	#	DATE	OPPONENT	RESULT	SCORE	RECORD
1	10/7	@ WPG	L	5-7	0-1-0	42	1/14	@ NJD	L	2-7	11-21-10
2	10/10	CGY	W	7-3	1-1-0	43	1/15	@ PHI	L	1-6	11-22-10
3	10/12	STL	L	1-3	1-2-0	44	1/17	EDM	L	3-4	11-23-10
4	10/14	BOS	W	6-5	2-2-0	45	1/22	@ VAN	W	6-4	12-23-10
5	10/17	WSH	L	3-4	2-3-0	46	1/24	@ EDM	W	5-3	13-23-10
6	10/19	@ STL	T*	1-1	2-3-1	47	1/26	@ CGY	W	4-2	14-23-10
7	10/21	TBL	T*	3-3	2-3-2	48	1/29	WPG	L	1-2	14-24-10
8	10/24	BUF	W	3-0	3-3-2	49	1/31	NYR	T*	1-1	14-24-11
9	10/26	ANA	W	5-2	4-3-2	50	2/2	VAN	L	4-5	14-25-11
10	10/28	@ SJS	W	4-3	5-3-2	51	2/4	@ NYI	L	3-5	14-26-11
11	10/30	COL	L	1-6	5-4-2	52	2/6	@ STL	W	5-2	15-26-11
12	11/1	CHI	T*	1-1	5-4-3	53	2/7	MTL	L	2-4	15-27-11
13	11/4	@ DET	L	1-5	5-5-3	54	2/10	STL	L	3-6	15-28-11
14	11/8	LAK	T*	3-3	5-5-4	55	2/11	HFD	L	3-5	15-29-11
15	11/9	@ COL	T*	1-1	5-5-5	56	2/16	EDM	W	6-1	16-29-11
16	11/14	@ PIT	L	2-4	5-6-5	57	2/18	@ FLA	L	4-6	16-30-11
17	11/15	@ BUF	L	1-2	5-7-5	58	2/19	@ TBL	L	2-4	16-31-11
18	11/17	SJS	W	2-1	6-7-5	59	2/22	OTT	W	3-2	17-31-11
19	11/22	VAN	W	4-3	7-7-5	60	2/24	@ TOR	W	3-2	18-31-11
20	11/25	NJD	W	2-0	8-7-5	61	2/25	@ HFD	W	6-2	19-31-11
21	12/2	@ LAK	T*	2-2	8-7-6	62	2/28	PHI	T*	4-4	19-31-12
22	12/3	@ COL	W	7-6	9-7-6	63	3/2	TOR	W	5-1	20-31-12
23	12/5	@ BOS	L	4-6	9-8-6	64	3/5	@ ANA	W	3-1	21-31-12
24	12/7	@ DET	L	1-3	9-9-6	65	3/6	@ SJS	W	2-1	22-31-12
25	12/9	@ TOR	L	1-3	10-10-6	66	3/11	@ MTL	L	1-4	22-32-12
26	12/11	@ NYR	L	2-3	9-11-6	67	3/13	@ OTT	L	1-4	22-33-12
27	12/13	CGY	L	4-8	9-12-6	68	3/15	@ TOR	L	0-3	22-34-12
28	12/15	PIT	L	1-5	9-13-6	69	3/17	@ WSH	L	1-2	22-35-12
29	12/17	SJS	W	4-2	10-13-6	70	3/20	STL	W	2-1	23-35-12
30	12/21	NYI	T*	3-3	10-13-7	71	3/22	@ VAN	L	2-5	23-36-12
31	12/23	CHI	L	0-2	10-14-7	72	3/23	@ LAK	T*	4-4	23-36-13
32	12/26	@ CHI	L	3-5	10-15-7	73	3/26	WPG	L	2-8	23-37-13
33	12/28	@ STL	L	1-4	10-16-7	74	3/28	ANA	W	3-1	24-37-13
34	12/29	DET	L	1-2	10-17-7	75	3/31	@ CHI	L	3-5	24-38-13
35	1/1	TOR	L	0-1	10-18-7	76	4/3	@ WPG	L	1-3	24-39-13
36	1/3	@ DET	T*	3-3	10-18-8	77	4/5	CHI	T*	3-3	24-39-14
37	1/5	WPG	W	5-4	11-18-8	78	4/7	COL	L	1-4	24-40-14
38	1/7	@ CHI	L	2-5	11-19-8	79	4/9	@ CGY	W*	4-3	25-40-14
39	1/8	@ LAK	T*	4-4	11-19-9	80	4/10	@ EDM	W	4-2	26-40-14
40	1/10	DET	L	0-4	11-20-9	81	4/12	@ ANA	L	3-5	26-41-14
41	1/12	FLA	T	6-6	11-20-10	82	4/14	DET	L	1-5	26-42-14

* OVERTIME

GM/HEAD COACH: Bob Gainey

RECORD: 17-23-8 (42 points) STANDINGS: 5th Central, 8th West

1994-95 

PLAYER	GP	G	A	P	+/-	PIM	EV	PP	SHG	GWG
Dave Gagner	48	14	28	42	2	42	7	7	0	2
Mike Modano	30	12	17	29	7	8	7	4	1	0
Kevin Hatcher	47	10	19	29	-4	66	7	3	0	2
Mike Donnelly	35	11	14	25	3	29	8	3	0	3
Trent Klatt	47	12	10	22	-2	26	7	5	0	3
Todd Harvey	40	11	9	20	-3	67	9	2	0	1
Mike Kennedy	44	6	12	18	4	33	4	2	0	0
Grant Ledyard	38	5	13	18	6	20	1	4	0	0
Corey Millen	28	3	15	18	4	28	2	1	0	0
Russ Courtnall	32	7	10	17	-8	13	5	2	0	1
Paul Broten	47	7	9	16	-7	36	7	0	0	0
Derian Hatcher	43	5	11	16	3	105	3	2	0	2
Dean Evason	47	8	7	15	3	48	7	1	0	0
Brent Gilchrist	32	9	4	13	-3	16	5	1	3	1
Paul Cavallini	44	1	11	12	8	28	1	0	0	0
Peter Zezel	30	6	5	11	-6	19	6	0	0	1
Craig Ludwig	47	2	7	9	-6	61	2	0	0	0
Greg Adams	12	3	3	6	-4	4	2	1	0	0
Doug Zmolek	42	0	5	5	-6	67	0	0	0	0
Shane Churla	27	1	3	4	E	186	1	0	0	1
Neal Broten	17	0	4	4	-8	4	0	0	0	0
Alan May	27	1	1	2	1	106	1	0	0	0
Jarkko Varvio	5	1	1	2	1	0	0	1	0	0
Richard Matvichuk	14	0	2	2	-7	14	0	0	0	0
Gord Donnelly	16	1	0	1	1	52	1	0	0	0
Grant Marshall	2	0	1	1	1	0	0	0	0	0
Zac Boyer	1	0	0	0	E	0	0	0	0	0
Iain Fraser	4	0	0	0	-3	0	0	0	0	0
Mike Lator	12	0	0	0	E	9	0	0	0	0
Jamie Langenbrunner	2	0	0	0	E	2	0	0	0	0
Mark Lawrence	2	0	0	0	E	0	0	0	0	0
Travis Richards	2	0	0	0	E	0	0	0	0	0

GOALTENDER	GP	W	L	OT/SOL	SA	SV	SV%	GAA	SO	A
Andy Moog	31	10	12	7	846	774	.915	2.44	2	1
Darcy Wakatuk	15	4	8	0	341	301	.883	3.18	2	0
Mike Torchia	6	3	2	1	172	154	.895	3.30	0	0
Manny Fernandez	1	0	1	0	27	24	.889	3.05	0	0

SEASON SCHEDULE & RESULTS

#	DATE	OPPONENT	RESULT	SCORE	RECORD	#	DATE	OPPONENT	RESULT	SCORE	RECORD
1	1/20	@ VAN	T*	1-1	0-0-1	25	3/12	CGY	T*	4-4	9-12-4
2	1/24	@ LAK	W	4-2	1-0-1	26	3/13	CHI	W	4-2	10-12-4
3	1/25	@ ANA	W	4-1	2-0-1	27	3/16	@ DET	L	4-5	10-13-4
4	1/28	@ SJS	L	2-3	2-1-1	28	3/22	EDM	T*	4-4	10-13-5
5	1/30	TOR	L	1-2	2-2-1	29	3/23	EDM	W	2-1	11-13-5
6	2/1	ANA	W	9-2	3-2-1	30	3/27	STL	L	2-3	11-14-5
7	2/2	SJS	L	1-2	3-3-1	31	3/30	@ DET	L	2-3	11-15-5
8	2/4	@ STL	L	4-7	3-4-1	32	4/1	DET	L	2-3	11-16-5
9	2/8	@ TOR	T*	3-3	3-4-2	33	4/2	@ CHI	W	2-1	12-16-5
10	2/11	CGY	L	0-6	3-5-2	34	4/4	@ VAN	T*	2-2	12-16-6
11	2/13	WPG	L	4-7	3-6-2	35	4/6	@ LAK	L	2-3	12-17-6
12	2/15	LAK	L	1-3	3-7-2	36	4/7	@ ANA	W	2-0	13-17-6
13	2/18	@ CGY	L*	2-3	3-8-2	37	4/9	@ STL	W	3-2	14-17-6
14	2/20	@ CGY	W	2-1	4-8-2	38	4/11	DET	L	1-4	14-18-6
15	2/22	@ EDM	L	1-2	4-9-2	39	4/14	@ TOR	L	1-2	14-19-6
16	2/24	VAN	T*	3-3	4-9-3	40	4/16	CHI	W	2-0	15-19-6
17	2/26	CHI	L	1-2	4-10-3	41	4/17	VAN	T*	2-2	15-19-7
18	2/28	@ WPG	W	4-0	5-10-3	42	4/19	SJS	T*	5-5	15-19-8
19	3/1	@ EDM	W	5-3	6-10-3	43	4/22	TOR	W	6-4	16-19-8
20	3/3	ANA	W	4-0	7-10-3	44	4/23	WPG	W	5-2	17-19-8
21	3/5	STL	W	2-1	8-10-3	45	4/25	STL	L	4-8	17-20-8
22	3/6	LAK	W	8-2	9-10-3	46	4/27	@ CHI	L	1-5	17-21-8
23	3/8	@ TOR	L	2-3	9-11-3	47	4/29	@ DET	L	2-4	17-22-8
24	3/10	@ WPG	L	3-4	9-12-3	48	5/1	@ SJS	L	1-3	17-23-8

* OVERTIME

48 GAME SCHEDULE DUE TO WORK STOPPAGE

1993-94

GM/HEAD COACH: Bob Gainey

RECORD: 42-29-13 (97 points) STANDINGS: 3rd Central, 4th West

PLAYER	GP	G	A	P	+/-	PIM	EV	PP	SHG	GWG
Mike Modano	76	50	43	93	-8	54	32	18	0	4
Russ Courtnall	84	23	57	80	+6	54	32	18	0	4
Dave Gagner	76	32	29	61	+13	83	22	10	0	6
Ulf Dahlen	65	19	38	57	-1	10	7	12	0	3
Neal Broten	79	17	35	52	+10	62	14	2	1	1
Grant Ledyard	84	9	37	46	+7	42	3	6	0	1
Paul Cavallini	74	11	33	44	+13	82	5	6	0	3
Dean Evason	80	11	33	44	-12	66	6	3	2	2
Trent Klatt	61	14	24	38	+13	30	11	3	0	2
Mike Craig	72	13	24	37	-14	139	10	3	0	2
Mike McPhee	79	20	15	35	+8	36	16	1	3	1
Brent Gilchrist	76	17	14	31	E	31	13	3	1	5
Derian Hatcher	83	12	19	31	+19	211	9	2	1	2
Paul Broten	64	12	12	24	+18	30	12	0	0	3
Mark Tinordi	61	6	18	24	+6	143	5	1	0	0
Craig Ludwig	84	1	13	14	-1	123	0	1	0	0
Shane Churla	69	6	7	13	-8	333	3	3	0	0
Dave Barr	20	2	5	7	-6	21	2	0	0	0
Jim Johnson	53	0	7	7	-6	51	0	0	0	0
James Black	13	2	3	5	-4	2	0	2	0	0
Jim McKenzie	34	2	3	5	+4	63	2	0	0	1
Jarkko Varvio	8	2	3	5	+7	4	2	0	0	1
Chris Tancill	12	1	3	4	-7	1	1	0	0	0
Pelle Eklund	5	2	1	3	-1	2	2	0	0	0
Richard Matvichuk	25	0	3	3	+1	22	0	0	0	0
Tommy Sjodin	7	0	2	2	-1	4	0	0	0	0
Darcy Wakaluk	36	0	2	2	E	34	0	0	0	0
Alan May	8	1	0	1	-1	18	1	0	0	1
Doug Zmolek	7	1	0	1	+1	11	1	0	0	0
Neil Brady	5	0	1	1	-1	21	0	0	0	0
Gord Donnelly	18	0	1	1	-4	66	0	0	0	0
Mike Lalor	12	0	1	1	-5	6	0	0	0	0
Andy Moog	55	0	1	1	E	16	0	0	0	0
Brad Berry	8	0	0	0	-2	12	0	0	0	0
Rob Brown	1	0	0	0	-1	0	0	0	0	0
Duane Joyce	3	0	0	0	E	0	0	0	0	0
Mike Needham	5	0	0	0	-2	0	0	0	0	0
Derrick Smith	1	0	0	0	-1	0	0	0	0	0
GOALTENDER	GP	W	L	OT/SOL	SA	SV	SV%	GAA	SO	A
Andy Moog	55	24	20	7	1,604	1,434	.894	3.27	2	1
Darcy Wakaluk	36	18	9	6	978	890	.910	2.64	3	2

SEASON SCHEDULE & RESULTS

#	DATE	OPPONENT	RESULT	SCORE	RECORD	#	DATE	OPPONENT	RESULT	SCORE	RECORD
1	10/5	DET	W	6-4	1-0-0	43	1/6	PHI	W	8-0	21-15-7
2	10/7	@ TOR	L	3-6	1-1-0	44	1/9	STL	W	2-1	22-15-7
3	10/9	WPG	T*	3-3	1-1-1	45	1/11	EDM	W	5-2	23-15-7
4	10/12	CHI	T*	3-3	1-1-2	46	1/13	@ TOR	L*	3-4	23-16-7
5	10/16	STL	W	4-0	2-1-2	47	1/14	@ DET	L	3-9	23-17-7
6	10/18	@ CHI	W	5-3	3-1-2	48	1/16	BUF	L	2-4	23-18-7
7	10/20	@ MTL	L	2-5	3-2-2	49	1/18	LAK	W	5-3	24-18-7
8	10/21	@ OTT	W*	6-5	4-2-2	50	1/24	NJD	L	2-6	24-19-7
9	10/23	QUE	L	2-3	4-3-2	51	1/26	@ CGY	W	3-2	25-19-7
10	10/25	@ DET	W	5-3	5-3-2	52	1/27	@ VAN	W*	3-2	26-19-7
11	10/27	HFD	W	5-1	6-3-2	53	1/29	@ EDM	W	5-3	27-19-7
12	10/30	OTT	L*	4-5	6-4-2	54	2/2	@ WPG	W	7-3	28-19-7
13	11/1	TOR	T*	3-3	6-4-3	55	2/6	SJS	L	1-7	28-20-7
14	11/3	@ ANA	L	4-5	6-5-3	56	2/9	WPG	W	4-2	29-20-7
15	11/5	@ SJS	L	2-4	6-6-3	57	2/12	@ PIT	W	9-3	30-20-7
16	11/7	WPG	T*	1-1	6-6-4	58	2/13	@ BUF	W	5-3	31-20-7
17	11/9	@ ANA+	L	2-4	6-7-4	59	2/16	BOS	L	0-3	31-21-7
18	11/11	SJS	W	4-0	7-7-4	60	2/18	CGY	W	4-2	32-21-7
19	11/13	@ WPG	W	3-2	8-7-4	61	2/21	@ SJS	W	6-3	33-21-7
20	11/14	@ CHI	L	1-4	8-8-4	62	2/23	@ LAK	T*	0-0	33-21-8
21	11/17	TBL	W	4-3	9-8-4	63	2/26	NYR	W	3-1	34-21-8
22	11/20	CGY	W	4-3	10-8-4	64	3/2	@ WPG	L	2-4	34-22-8
23	11/21	LAK	W	7-4	11-8-4	65	3/4	VAN	L	1-4	34-23-8
24	11/24	NYI	T*	2-2	11-8-5	66	3/6	MTL	T*	2-2	34-23-9
25	11/27	@ DET	L	4-10	11-9-5	67	3/8	@ PHI	W*	4-3	35-23-9
26	11/29	@ EDM	W*	6-5	12-9-5	68	3/9	@ TOR	L	2-4	35-24-9
27	11/30	@ CGY	T*	2-2	12-9-6	69	3/12	HFD	T*	2-2	35-24-10
28	12/4	@ STL	L	3-4	12-10-6	70	3/13	@ NJD	L	0-4	35-25-10
29	12/5	EDM	W	4-3	13-10-6	71	3/18	WSH	W	6-2	36-25-10
30	12/8	PIT	W	3-2	14-10-6	72	3/20	VAN	W*	2-1	37-25-10
31	12/9	OTT%	W	6-1	15-10-6	73	3/22	ANA	W	4-3	38-25-10
32	12/12	FLA	T*	4-4	15-10-7	74	3/25	@ STL	L	3-5	38-26-10
33	12/15	CHI	L	2-3	15-11-7	75	3/27	@ TBL	T*	2-2	38-26-11
34	12/17	ANA	L	2-3	15-12-7	76	3/28	@ FLA	W	5-4	39-26-11
35	12/19	@ VAN	W	3-1	16-12-7	77	3/31	@ BOS	T*	2-2	39-26-12
36	12/22	@ ANA	W*	3-2	17-12-7	78	4/1	@ NYR	L	0-3	39-27-12
37	12/23	@ LAK	W	2-1	18-12-7	79	4/3	@ WSH	W	6-3	40-27-12
38	12/27	DET	L	0-6	18-13-7	80	4/5	TOR	L	4-6	40-28-12
39	12/29	TOR	W	4-0	19-13-7	81	4/8	@ NYI	L	1-5	40-29-12
40	12/31	@ CHI	W	5-2	20-13-7	82	4/10	@ STL	T*	2-2	40-29-13
41	1/2	QUE	L	4-6	20-14-7	83	4/12	STL	W	9-5	41-29-13
42	1/4	CHI	L	1-2	20-15-7	84	4/14	DET	W	4-3	42-29-13

* OVERTIME + NEUTRAL SITE GAME IN PHOENIX % NEUTRAL SITE GAME IN MINNESOTA

GM/HEAD COACH: Bob Gainey

RECORD: 36-38-10 (82 points) STANDINGS: 5th Norris

1992-93 

PLAYER	GP	G	A	P	+/-	PIM	EV	PP	SHG	GWG
Mike Modano	82	33	60	93	-7	83	24	9	0	7
Russ Courtnall	84	36	43	79	+1	49	20	14	2	3
Dave Gagner	84	33	43	76	-13	143	16	17	0	5
Ulf Dahlen	83	35	39	74	-20	6	22	13	0	6
Mark Tinordi	69	15	27	42	-1	157	8	7	0	2
Mike McPhee	84	18	22	40	-2	44	15	1	2	2
Mike Craig	70	15	23	38	-11	106	8	7	0	0
Tommy Sjodin	77	7	29	36	-25	30	2	5	0	1
Neal Broten	82	12	21	33	+7	22	9	0	3	3
Todd Elik	46	13	18	31	-5	48	9	4	0	1
Gaetan Duchesne	84	16	13	29	+6	30	14	0	2	3
Trent Klatt	47	4	19	23	+2	38	3	1	0	0
Jim Johnson	79	3	20	23	+9	105	2	1	0	0
Shane Churla	73	5	16	21	-8	286	4	1	0	1
Derian Hatcher	67	4	15	19	-27	178	4	0	0	1
Stew Gavin	63	10	8	18	-4	59	10	0	0	0
Bobby Smith	45	5	7	12	-9	10	2	3	0	0
Craig Ludwig	78	1	10	11	+1	153	1	0	0	0
Brian Propp	17	3	3	6	-10	0	2	1	0	1
Richard Matvichuk	53	2	3	5	-8	26	1	1	0	0
Dan Quinn	11	0	4	4	-4	6	0	0	0	0
James Black	10	2	1	3	E	4	2	0	0	0
Brad Berry	63	0	3	3	+2	109	0	0	0	0
Enrico Ciccone	31	0	1	1	+2	115	0	0	0	0
Brent Gilchrist	8	0	1	1	-2	2	0	0	0	0
Derrick Smith	9	0	1	1	-2	2	0	0	0	0
Doug Barrault	2	0	0	0	-1	2	0	0	0	0
Roy Mitchell	3	0	0	0	E	0	0	0	0	0
Mark Osiecki	5	0	0	0	E	5	0	0	0	0
Reid Simpson	1	0	0	0	E	5	0	0	0	0
GOALTENDER	GP	W	L	OT/SOL	SA	SV	SV%	GAA	SO	A
Jon Casey	60	26	26	5	1,683	1,490	.885	3.33	3	3
Darcy Wakaluk	29	10	12	5	803	706	.879	3.65	1	3

SEASON SCHEDULE & RESULTS

#	DATE	OPPONENT	RESULT	SCORE	RECORD	#	DATE	OPPONENT	RESULT	SCORE	RECORD
1	10/6	@ STL	L	4-6	0-1-0	43	1/12	CHI	L	1-3	21-16-6
2	10/8	STL	W	5-2	1-1-0	44	1/14	@ CHI	L	1-3	21-17-6
3	10/10	TBL	W	2-1	2-1-0	45	1/16	CGY	W	4-3	22-17-6
4	10/13	CGY^	L	3-4	2-2-0	46	1/19	@ TBL	W	4-2	23-17-6
5	10/15	@ STL	W	5-4	3-2-0	47	1/21	OTT	W	7-2	24-17-6
6	10/17	@ MTL	L	1-8	3-3-0	48	1/23	VAN	T*	3-3	24-17-7
7	10/18	@ TOR	W	5-1	4-3-0	49	1/24	@ TBL	T*	2-2	24-17-8
8	10/22	QUE	W	5-2	5-3-0	50	1/26	@ TOR	W	2-1	25-17-8
9	10/24	LAK	T*	5-5	5-3-1	51	1/28	NJD	W	4-2	26-17-8
10	10/28	@ EDM	L	2-5	5-4-1	52	1/30	TBL	L	3-4	26-18-8
11	10/30	@ VAN	W	3-2	6-4-1	53	2/1	@ VAN	W	5-4	27-18-8
12	10/31	@ CGY	L	3-5	6-5-1	54	2/3	@ SJS	W	7-3	28-18-8
13	11/5	NYI	W	3-0	7-5-1	55	2/9	WSH	L	2-3	28-19-8
14	11/7	EDM	T*	2-2	7-5-2	56	2/11	@ TBL	W	1-0	29-19-8
15	11/10	PIT	L	1-4	7-6-2	57	2/13	@ TOR	L	1-6	29-20-8
16	11/12	WPG	L	2-7	7-7-2	58	2/14	TOR	L	5-6	29-21-8
17	11/14	CHI	W	3-0	8-7-2	59	2/17	LAK	L	5-10	29-22-8
18	11/15	@ CHI	L	1-2	8-8-2	60	2/20	PHI	W	5-2	30-22-8
19	11/18	@ WSH	W	5-4	9-8-2	61	2/21	DET	L	1-4	30-23-8
20	11/19	@ TBL	W	4-1	10-8-2	62	2/25	@ BOS	T*	3-3	30-23-9
21	11/21	@ BUF	W	4-3	11-8-2	63	2/27	@ STL	L	2-3	30-24-9
22	11/25	VAN	L	2-4	11-9-2	64	2/28	@ WPG	L	6-7	30-25-9
23	11/27	NYR	T*	4-4	11-9-3	65	3/3	@ TOR	L	1-3	30-26-9
24	11/28	SJS	W	10-3	12-9-3	66	3/6	MTL	W	4-3	31-26-9
25	11/30	@ NYR	W	4-2	13-9-3	67	3/7	DET	L	1-7	31-27-9
26	12/1	@ OTT	W	3-1	14-9-3	68	3/9	SJS	W	4-2	32-27-9
27	12/3	@ DET	W	4-2	15-9-3	69	3/11	@ VAN^	W	4-3	33-27-9
28	12/5	@ QUE	W	7-4	16-9-3	70	3/13	@ STL	L	2-6	33-28-9
29	12/10	EDM	L	2-3	16-10-3	71	3/14	STL	L	1-3	33-29-9
30	12/12	CHI	L	0-3	16-11-3	72	3/16	@ PHI	L	3-4	33-30-9
31	12/15	TOR	W	6-5	17-11-3	73	3/18	@ DET	L	1-5	33-31-9
32	12/19	DET	T*	3-3	17-11-4	74	3/21	DET	L	2-6	33-32-9
33	12/20	@ CHI	L	0-4	17-12-4	75	3/25	TOR	T*	3-3	33-32-10
34	12/22	STL	T*	2-2	17-12-5	76	3/27	HFD	L	1-2	33-33-10
35	12/26	WPG	W	5-4	18-12-5	77	3/31	@ EDM	L	2-5	33-34-10
36	12/27	@ WPG	L	4-7	18-13-5	78	4/1	@ CGY	L	3-5	33-35-10
37	12/31	BOS	W	5-3	19-13-5	79	4/3	@ LAK	W	3-0	34-35-10
38	1/2	@ NYI	L	2-3	19-14-5	80	4/6	BUF	W	3-1	35-35-10
39	1/3	@ HFD	T*	6-6	19-14-6	81	4/10	STL	W	4-3	36-35-10
40	1/6	@ NJD	L	1-5	19-15-6	82	4/11	@ STL	L	1-5	36-36-10
41	1/7	@ PIT	W	6-3	20-15-6	83	4/13	CHI	L	2-3	36-37-10
42	1/9	TBL	W	6-4	21-15-6	84	4/15	@ DET	L	3-5	36-38-10

* OVERTIME ^ NEUTRAL SITE GAME IN SASKATOON

PLAYER	GP	G	A	P	+/-	PIM	EV	PP	SHG	GWG
Mike Modano	76	33	44	77	-9	46	28	5	0	8
Brian Bellows	80	30	45	75	-20	41	17	12	1	4
Dave Gagner	78	31	40	71	-4	107	14	17	0	3
Ulf Dahlen	79	36	30	66	-5	10	19	16	1	5
Todd Elik	62	14	32	46	E	125	7	4	3	1
Bobby Smith	68	9	37	46	-24	109	6	3	0	1
Brian Propp	51	12	23	35	-3	49	8	4	0	0
Neal Broten	76	8	26	34	-15	16	3	4	1	1
Mike Craig	67	15	16	31	-12	155	11	4	0	4
Mark Tinordi	63	4	24	28	-13	179	0	4	0	0
Gaetan Duchesne	73	8	15	23	+6	102	6	0	2	1
Jim Johnson	71	4	10	14	+11	102	4	0	0	1
Brian Glynn	37	2	12	14	-16	24	2	0	0	0
Chris Dahlquist	74	1	13	14	-10	68	1	0	0	0
Basil McRae	59	5	8	13	-14	245	5	0	0	0
Derian Hatcher	43	8	4	12	+7	88	8	0	0	2
Craig Ludwig	73	2	9	11	E	54	2	0	0	0
Marc Bureau	46	6	4	10	-5	50	6	0	0	0
Stew Gavin	35	5	4	9	E	27	4	0	1	1
Rob Ramage	34	4	5	9	-4	69	2	2	0	0
David Shaw	37	0	7	7	-5	49	0	0	0	0
Derrick Smith	33	2	4	6	-8	33	2	0	0	0
Shane Churta	57	4	1	5	-12	278	4	0	0	0
Steve Maltais	12	2	1	3	-1	2	2	0	0	0
Kip Miller	3	1	2	3	-1	2	0	1	0	0
Allen Pedersen	29	0	1	1	-1	10	0	0	0	0
Brad Berry	7	0	0	0	-1	6	0	0	0	0
Enrico Ciccone	11	0	0	0	-2	48	0	0	0	0
Mark Janssens	3	0	0	0	-1	0	0	0	0	0
Trent Klatt	1	0	0	0	E	0	0	0	0	0
Steve Martinson	1	0	0	0	E	9	0	0	0	0
Scott Sandelin	1	0	0	0	-1	0	0	0	0	0
GOALTENDER	GP	W	L	OT/SOL	SA	SV	SV%	GAA	SO	A
Jon Casey	52	19	23	5	1,401	1,236	.882	3.40	2	2
Darcy Wakaluk	36	13	19	1	874	770	.881	3.28	1	0

SEASON SCHEDULE & RESULTS

#	DATE	OPPONENT	RESULT	SCORE	RECORD	#	DATE	OPPONENT	RESULT	SCORE	RECORD
1	10/5	CHI	W	4-2	1-0-0	41	1/11	SJS	W	7-4	19-19-3
2	10/10	QUE	W	3-2	2-0-0	42	1/13	EDM	L	4-7	19-20-3
3	10/12	DET	W	3-2	3-0-0	43	1/15	MTL	W	5-2	20-20-3
4	10/15	@ CGY	L	3-6	3-1-0	44	1/22	LAK	T*	3-3	20-20-4
5	10/17	@ SJS	W	8-2	4-1-0	45	1/25	CHI	L	0-2	20-21-4
6	10/19	@ LAK	L	2-5	4-2-0	46	1/27	@ BOS	L	2-3	20-22-4
7	10/22	CGY	L	2-4	4-3-0	47	1/28	@ HFD	W	4-3	21-22-4
8	10/24	PHI	L	2-5	4-4-0	48	1/30	@ PHI	L	3-5	21-23-4
9	10/26	BOS	W	4-0	5-4-0	49	2/1	NYR	L	1-2	21-24-4
10	10/29	@ NYR	L	2-3	5-5-0	50	2/3	TOR	W	4-2	22-24-4
11	10/31	@ PIT	L	1-8	5-6-0	51	2/5	@ TOR	L*	2-3	22-25-4
12	11/2	CHI	W	4-3	6-6-0	52	2/7	@ BUF	W	2-0	23-25-4
13	11/3	@ CHI	T*	4-4	6-6-1	53	2/9	@ HFD	T*	4-4	23-25-5
14	11/5	@ DET	W	3-2	7-6-1	54	2/11	EDM	L	4-5	23-26-5
15	11/6	@ TOR	L	3-4	7-7-1	55	2/13	WPG	W	6-1	24-26-5
16	11/9	PIT	L	2-3	7-8-1	56	2/15	PIT	W	5-2	25-26-5
17	11/12	TOR	W	7-0	8-8-1	57	2/17	@ MTL	L	0-8	25-27-5
18	11/16	@ STL	L	3-5	8-9-1	58	2/18	@ QUE	L	0-4	25-28-5
19	11/19	NYI	L	4-7	8-10-1	59	2/21	@ NYR	L	4-5	25-29-5
20	11/22	@ DET	L	3-4	8-11-1	60	2/22	@ NYI	L	1-2	25-30-5
21	11/23	DET	T*	2-2	8-11-2	61	2/24	@ NJD	W	3-1	26-30-5
22	11/29	TOR	L	2-3	8-12-2	62	2/26	MTL	L	1-4	26-31-5
23	11/30	@ TOR	W	4-3	9-12-2	63	2/29	HFD	L*	4-5	26-32-5
24	12/3	STL	T*	3-3	9-12-3	64	3/1	@ TOR	L	2-6	26-33-5
25	12/4	STL	W	5-2	10-12-3	65	3/3	@ WSH	W	3-1	27-33-5
26	12/7	WSH	L	2-4	10-13-3	66	3/5	@ DET	W	4-2	28-33-5
27	12/8	@ CHI	L	2-7	10-14-3	67	3/8	WPG	W	4-2	29-33-5
28	12/10	NJD	W	4-3	11-14-3	68	3/10	@ STL	L	2-5	29-34-5
29	12/12	@ VAN	L	5-7	11-15-3	69	3/11	TOR	L	0-3	29-35-5
30	12/14	@ SJS	W	3-2	12-15-3	70	3/14	DET	W	4-1	30-35-5
31	12/17	@ LAK	W	2-1	13-15-3	71	3/17	BUF	W	3-1	31-35-5
32	12/21	PHI	L	0-3	13-16-3	72	3/19	@ CHI	L	1-4	31-36-5
33	12/26	@ WPG	W	3-2	14-16-3	73	3/21	@ QUE	L	2-4	31-37-5
34	12/28	STL	W	5-2	15-16-3	74	3/24	VAN	L	2-4	31-38-5
35	12/31	CHI	W	6-2	16-16-3	75	3/27	@ EDM	L	3-5	31-39-5
36	1/2	@ STL	L	1-6	16-17-3	76	3/28	@ CGY	L	3-4	31-40-5
37	1/4	VAN	W	4-3	17-17-3	77	3/31	BUF	W	5-3	32-40-5
38	1/5	@ CHI	L	2-5	17-18-3	78	4/12	STL	T*	1-1	32-40-6
39	1/7	@ WSH	W	5-3	18-18-3	79	4/14	DET	L	4-7	32-41-6
40	1/9	@ DET	L	4-9	18-19-3	80	4/16	@ STL	L	3-5	32-42-6

* OVERTIME

GM: Bob Clarke **HEAD COACH:** Bob Gainey
RECORD: 27-39-14 (68 points) **STANDINGS:** 4th Norris

1990-91 

PLAYER	GP	G	A	P	+/-	PIM	EV	PP	SHG	GWG
Dave Gagner	73	40	42	82	+9	114	20	20	0	5
Brian Bellows	80	35	40	75	-13	43	18	17	0	4
Brian Propp	79	26	47	73	+7	58	17	9	0	1
Neal Broten	79	13	56	69	-3	26	10	1	2	0
Mike Modano	79	28	36	64	+2	65	19	9	0	2
Bobby Smith	73	15	31	46	-9	60	8	7	0	2
Ulf Dahlen	66	21	18	39	+7	6	17	4	0	3
Mark Timordi	69	5	27	32	+1	189	4	1	0	2
Doug Smail	57	7	13	20	-2	38	5	0	2	0
Brian Glynn	66	8	11	19	-5	18	5	3	0	0
Gaetan Duchesne	68	9	9	18	+4	18	9	0	0	1
Perry Berezan	52	11	6	17	-2	30	7	1	3	1
Ilkka Sinisalo	46	5	12	17	-10	24	3	1	1	1
Larry Murphy	31	4	11	15	-8	38	3	1	0	2
Curt Giles	70	4	10	14	+3	48	4	0	0	0
Mike Craig	39	8	4	12	-11	32	7	1	0	2
Neil Wilkinson	50	2	9	11	-5	117	2	0	0	0
Jim Johnson	44	1	9	10	+9	100	1	0	0	0
Stew Gavin	38	4	4	8	-3	36	3	0	1	0
Chris Dahlquist	42	2	6	8	-1	33	2	0	0	0
Marc Bureau	9	0	6	6	-3	4	0	0	0	0
Rob Zettler	47	1	4	5	-10	119	1	0	0	0
Shane Churla	40	2	2	4	+1	286	2	0	0	0
Shawn Chambers	29	1	3	4	+2	24	1	0	0	0
Basil McRae	40	1	3	4	-8	224	1	0	0	0
Larry DePalma	14	3	0	3	-5	26	2	1	0	1
Frantisek Musil	8	0	2	2	E	23	0	0	0	0
Warren Babe	1	0	1	1	+1	0	0	0	0	0
Dan Keczmer	9	0	1	1	E	6	0	0	0	0
Pat MacLeod	1	0	1	1	+1	0	0	0	0	0
Peter Taglianetti	16	0	1	1	E	14	0	0	0	0
Don Barber	7	0	0	0	-3	4	0	0	0	0
Kevin Evans	4	0	0	0	-3	19	0	0	0	0
Steve Gotaas	1	0	0	0	-1	2	0	0	0	0
Dean Kolstad	5	0	0	0	-2	15	0	0	0	0
Mike McHugh	6	0	0	0	-3	0	0	0	0	0
Mitch Messier	2	0	0	0	-2	0	0	0	0	0
GOALTENDER	GP	W	L	OT/SOL	SA	SV	SV%	GAA	SO	A
Jon Casey	55	21	20	11	1,450	1,292	.891	2.98	3	2
Bryan Hayward	26	6	15	3	674	597	.886	3.14	2	0
Jarmo Myllys	2	0	2	0	57	49	.860	6.15	0	0
Kari Takko	2	0	2	0	74	62	.838	6.05	0	0

SEASON SCHEDULE & RESULTS

#	DATE	OPPONENT	RESULT	SCORE	RECORD	#	DATE	OPPONENT	RESULT	SCORE	RECORD
1	10/4	STL	L	2-3	0-1-0	41	12/31	LAK	L	2-4	11-23-7
2	10/6	NYI	W	4-2	1-1-0	42	1/2	@ DET	L	2-6	11-24-7
3	10/8	@ NYR	L	3-6	1-2-0	43	1/3	TOR	T*	3-3	11-24-8
4	10/9	@ NYJ	L	2-5	1-3-0	44	1/5	VAN	L	5-6	11-25-8
5	10/11	BOS	T*	3-3	1-3-1	45	1/8	@ NYI	W	3-0	12-25-8
6	10/13	CHI	L	1-4	1-4-1	46	1/12	BUF	L	3-5	12-26-8
7	10/17	@ LAK	L	2-5	1-5-1	47	1/13	@ CHI	L	3-5	12-27-8
8	10/20	@ STL	T*	2-2	1-5-2	48	1/15	MTL	L	1-5	12-28-8
9	10/21	@ CHI	L	1-7	1-6-1	49	1/17	WSH	W	5-2	13-28-8
10	10/24	HFD	W	3-0	2-6-2	50	1/21	@ WPG	L	0-2	13-29-8
11	10/26	@ DET	L	6-8	2-7-2	51	1/22	STL	W	7-3	14-29-8
12	10/27	DET	T*	2-2	2-7-3	52	1/25	@ WSH	T*	2-2	14-29-9
13	10/30	@ TOR	L	4-5	2-8-3	53	1/26	@ NYJ	W	3-1	15-29-9
14	11/1	@ PHI	L	3-6	2-9-3	54	1/28	@ TOR	L	0-4	15-30-9
15	11/3	@ QUE	W	2-0	3-9-3	55	1/30	DET	W	5-2	16-30-9
16	11/4	@ MTL	T*	2-2	3-9-4	56	2/2	@ QUE	W	6-4	17-30-9
17	11/8	QUE	W	3-2	4-9-4	57	2/4	@ MTL	L	3-5	17-31-9
18	11/10	HFD	L*	2-3	4-10-4	58	2/7	TOR	W	4-2	18-31-9
19	11/13	PIT	L	1-4	4-11-4	59	2/9	DET	W	6-5	19-31-9
20	11/15	NYR	L	2-4	4-12-4	60	2/12	@ NYI	L	4-5	19-32-9
21	11/17	STL	L	2-3	4-13-4	61	2/13	@ BUF	T*	6-6	19-32-10
22	11/19	@ NYR	T*	2-2	4-13-5	62	2/16	@ DET	W	3-0	20-32-10
23	11/21	@ DET	L	3-4	4-14-5	63	2/20	EDM	W	5-1	21-32-10
24	11/23	VAN	W	6-4	5-14-5	64	2/23	CHI	T*	3-3	21-32-11
25	11/24	NJD	L	3-5	5-15-5	65	2/26	PHI	T*	2-2	21-32-12
26	11/27	@ VAN	T*	1-1	5-15-6	66	3/1	@ EDM	T*	1-1	21-32-13
27	11/30	@ WPG	W	4-2	6-15-6	67	3/2	@ CGY	L	1-5	21-33-13
28	12/1	PIT	W	6-3	7-15-6	68	3/6	EDM	W	5-1	22-33-13
29	12/5	@ TOR	W	3-2	8-15-6	69	3/9	DET	W	6-2	23-33-13
30	12/6	TOR	L	1-2	8-16-6	70	3/10	CGY	W	7-3	24-33-13
31	12/8	PHI	W	7-0	9-16-6	71	3/12	BUF	W	5-2	25-33-13
32	12/11	CGY	L	4-5	9-17-6	72	3/14	@ STL	T*	2-2	25-33-14
33	12/13	@ STL	L	2-4	9-18-6	73	3/16	@ TOR	L*	3-4	25-34-14
34	12/15	CHI	W	5-1	10-18-6	74	3/17	TOR	W	4-3	26-34-14
35	12/16	@ CHI	L	2-5	10-19-6	75	3/22	@ WSH	L	1-3	26-35-14
36	12/20	@ PIT	L	3-4	10-20-6	76	3/24	@ CHI	L	4-5	26-36-14
37	12/22	@ BOS	L	2-6	10-21-6	77	3/25	STL	L	4-5	26-37-14
38	12/23	@ HFD	W	5-2	11-21-6	78	3/28	@ LAK	L	5-6	26-38-14
39	12/26	WPG	L	4-6	11-22-6	79	3/30	CHI	W	2-1	27-38-14
40	12/29	BOS	T*	4-4	11-22-7	80	3/31	@ STL	L	1-2	27-39-14

* OVERTIME



1989-90

GM: Jack Ferreira **HEAD COACH:** Pierre Page
RECORD: 36-40-4 (76 points) **STANDINGS:** 4th Norris

PLAYER	GP	G	A	P	+/-	PIM	EV	PP	SHG	GWG
Brian Bellows	80	55	44	99	-3	72	33	21	1	9
Neal Broten	80	23	62	85	-16	45	13	9	1	4
Dave Gagner	79	40	38	78	-1	54	30	10	0	3
Mike Modano	80	29	46	75	-7	63	17	12	0	2
Mike Gartner	67	34	36	70	-8	32	15	15	4	2
Larry Murphy	77	10	58	68	-13	44	6	4	0	1
Don Barber	44	15	19	34	+4	32	11	4	0	2
Basil McRae	66	9	17	26	-5	351	7	2	0	2
Shawn Chambers	78	8	18	26	-2	81	7	0	1	2
Stew Gavin	80	12	13	25	+9	76	9	0	3	1
Gaetan Duchesne	72	12	8	20	+5	33	11	0	1	1
Aaron Broten	35	9	9	18	-8	22	9	0	0	2
Perry Berezan	64	3	12	15	-4	31	3	0	0	0
Ville Siren	53	1	13	14	+1	60	1	0	0	0
Curt Giles	74	1	12	13	+3	48	1	0	0	0
Mark Timordi	66	2	7	10	E	240	2	1	0	0
Frantisek Musil	56	2	8	10	E	109	2	0	1	0
Helmut Balderis	26	3	6	9	E	2	1	2	0	0
Bob Brooke	38	4	4	8	-5	33	1	0	3	0
Rob Zettler	31	0	8	8	-7	45	0	0	0	0
Clark Donatelli	25	3	3	6	-11	17	3	0	0	1
Ulf Dahlen	13	2	4	6	+1	0	2	0	0	0
Dave Archibald	12	1	5	6	+1	6	0	1	0	1
Shane Churla	53	2	3	5	-4	292	2	0	0	1
Neil Wilkinson	36	0	5	5	-1	100	0	0	0	0
David Mackey	16	2	0	2	-3	28	2	0	0	1
Curt Fraser	8	1	0	1	-5	22	1	0	0	0
Link Gaetz	5	0	0	0	-5	33	0	0	0	0
Peter Lappin	6	0	0	0	-5	2	0	0	0	0
Ken Leiter	4	0	0	0	-2	0	0	0	0	0
Mike McHugh	3	0	0	0	-1	0	0	0	0	0
Mitch Messier	2	0	0	0	-2	0	0	0	0	0
Jay More	5	0	0	0	1	16	0	0	0	0
Scott Robinson	5	0	0	0	E	2	0	0	0	0
Mario Thyer	5	0	0	0	-3	0	0	0	0	0

GOALTENDER	GP	W	L	OT/SOL	SA	SV	SV%	GAA	SO	A
Jon Casey	61	31	22	4	1,757	1,574	.896	3.22	3	3
Kari Takko	21	4	12	0	482	414	.859	4.03	0	1
Daniel Berthiaume	5	1	3	0	104	90	.865	3.50	0	0
Jarmo Myllys	4	0	3	0	83	67	.807	6.15	0	0

SEASON SCHEDULE & RESULTS

#	DATE	OPPONENT	RESULT	SCORE	RECORD	#	DATE	OPPONENT	RESULT	SCORE	RECORD
1	10/5	NYI	W	6-5	1-0-0	41	12/31	STL	W*	2-1	18-20-3
2	10/7	@ HFD	W	6-5	2-0-0	42	1/4	NYR	W	8-2	19-20-3
3	10/8	@ BUF	T*	2-2	2-0-1	43	1/6	DET	W	4-3	20-20-3
4	10/12	STL	W	3-0	3-0-1	44	1/9	@ DET	L	0-9	20-21-3
5	10/14	QUE	W	3-2	4-0-1	45	1/11	NYI	L	4-8	20-22-3
6	10/17	@ NYI	W	6-3	5-0-1	46	1/13	DET	W	6-4	21-22-3
7	10/18	@ DET	L	3-4	5-1-1	47	1/15	@ MTL	L	1-3	21-23-3
8	10/21	@ QUE	L	2-7	5-2-1	48	1/17	@ CHI	L	1-3	21-24-3
9	10/25	BUF	W	4-2	6-2-1	49	1/18	QUE	W	7-4	22-24-3
10	10/26	@ STL	L	1-4	6-3-1	50	1/24	@ TOR	L	3-7	22-25-3
11	10/28	PHI	W	6-5	7-3-1	51	1/26	@ VAN	W	6-3	23-25-3
12	10/31	TOR	L	4-6	7-4-1	52	1/27	@ CGY	L	1-3	23-26-3
13	11/2	@ CHI	L*	3-4	7-5-1	53	1/29	WPG	W	4-2	24-26-3
14	11/4	CHI	W	3-0	8-5-1	54	1/31	WSH	L*	3-4	24-27-3
15	11/6	@ TOR	L	1-2	8-6-1	55	2/3	@ PHI	L*	6-7	24-28-3
16	11/9	DET	W	5-1	9-6-1	56	2/4	@ NYR	L	3-4	24-29-3
17	11/11	CGY	W*	3-2	10-6-1	57	2/7	HFD	L	3-5	24-30-3
18	11/12	TOR	W	6-3	11-6-1	58	2/10	CHI	W	6-4	25-30-3
19	11/15	@ NJD	W*	2-1	12-6-1	59	2/11	@ WSH	L	3-5	25-31-3
20	11/16	@ PHI	L	3-6	12-7-1	60	2/13	STL	L*	1-2	25-32-3
21	11/18	STL	W	3-0	13-7-1	61	2/15	LAK	W	6-3	26-32-3
22	11/21	@ STL	L	4-7	13-8-1	62	2/18	@ EDM	L	2-3	26-33-3
23	11/22	TOR	W	6-3	14-8-1	63	2/21	@ LAK	L	2-4	26-34-3
24	11/24	NJD	W	7-6	15-8-1	64	2/24	BOS	L	2-3	26-35-3
25	11/26	CHI	W	5-3	16-8-1	65	2/27	WPG	W	8-3	27-35-3
26	11/30	@ CGY	L	2-5	16-9-1	66	3/3	MTL	W	3-2	28-35-3
27	12/2	@ EDM	L	1-6	16-10-1	67	3/4	@ PIT	L	6-8	28-36-3
28	12/3	@ VAN	L	5-6	16-11-1	68	3/7	CHI	W	5-4	29-36-3
29	12/6	MTL	L	1-4	16-12-1	69	3/10	NYR	T*	2-2	29-36-4
30	12/8	@ DET	L	1-2	16-13-1	70	3/12	@ TOR	W	4-1	30-36-4
31	12/9	DET	L	1-3	16-14-1	71	3/13	NJD	L	1-3	30-37-4
32	12/12	VAN	L	2-4	16-15-1	72	3/17	@ PIT	W	6-2	31-37-4
33	12/14	PIT	T*	4-4	16-15-2	73	3/18	WSH	L	3-4	31-38-4
34	12/16	@ TOR	W	4-3	17-15-2	74	3/20	LAK	W	5-2	32-38-4
35	12/19	EDM	L	0-5	17-16-2	75	3/22	@ DET	W	5-1	33-38-4
36	12/21	@ BOS	L	2-4	17-17-2	76	3/24	@ BOS	W	7-6	34-38-4
37	12/23	HFD	L	3-4	17-18-2	77	3/26	TOR	W	5-4	35-38-4
38	12/26	@ WPG	L	3-5	17-19-2	78	3/29	@ BUF	L	2-4	35-39-4
39	12/28	@ CHI	T*	1-1	17-19-3	79	3/31	@ STL	W	6-3	36-39-4
40	12/30	@ STL	L	2-3	17-20-3	80	4/1	@ CHI	L	1-4	36-40-4

* OVERTIME

GM: Jack Ferreira **HEAD COACH:** Pierre Page
RECORD: 27-37-16 (70 points) **STANDINGS:** 3rd Norris

1988-89 

PLAYER	GP	G	A	P	+/-	PIM	EV	PP	SHG	GWG
Dave Gagner	75	35	43	78	+13	104	21	11	3	3
Dino Ciccarelli	65	32	27	59	-16	64	19	13	0	5
Neal Broten	68	18	38	56	+1	57	9	4	5	1
Marc Habscheid	76	23	31	54	+2	40	13	7	3	3
Brian Bellows	60	23	27	50	-14	55	16	7	0	4
Brian MacLellan	60	16	23	39	E	104	9	7	0	0
Dave Archibald	72	14	19	33	-11	14	7	7	0	2
Basil McRae	78	12	19	31	-8	365	8	4	0	0
Stew Gavin	73	8	18	26	+3	34	7	0	1	0
Shawn Chambers	72	5	19	24	-4	80	2	1	2	0
Frantisek Musil	55	1	19	20	+4	54	1	0	0	1
Craig Hartsburg	30	4	14	18	-8	47	3	1	0	0
Bob Rouse	66	4	13	17	-5	124	4	0	0	1
Bob Brooke	57	7	9	16	-12	57	6	0	1	2
Curt Giles	76	5	10	15	+2	77	4	0	1	0
Mike Gartner	13	7	7	14	+3	2	4	3	0	0
Dusan Pasek	48	4	10	14	-8	30	3	1	0	0
Don Barber	23	8	5	13	+2	8	5	3	0	2
Larry DePalma	43	5	7	12	-14	102	4	1	0	1
Ville Siren	38	2	10	12	E	58	2	0	0	0
Curt Fraser	35	5	5	10	-15	76	4	1	0	0
Larry Murphy	13	4	6	10	+5	12	1	3	0	1
Reed Larson	11	0	9	9	-3	18	0	0	0	0
Wally Schreiber	25	2	5	7	-5	10	1	1	0	1
Moe Mantha	16	1	6	7	+1	10	0	1	0	0
Mark Hardy	15	2	4	6	-1	26	2	0	0	1
Dean Kolstad	25	1	5	6	-5	42	0	1	0	0
Warren Babe	14	2	3	5	+3	19	2	0	0	0
Mark Tinordi	47	2	3	5	-9	107	2	0	0	0
Perry Berezan	16	1	4	5	+1	4	1	0	0	0
Steve Gotaas	12	1	3	4	-1	6	0	1	0	0
Ken Hodge	5	1	1	2	+1	0	1	0	0	0
Tom Martin	3	1	1	2	+1	4	1	0	0	0
Terry Ruskowski	4	1	1	2	+1	2	0	0	0	0
Link Gaetz	12	0	2	2	-3	53	0	0	0	0
Shane Churla	13	0	1	1	E	54	1	0	0	0
Gord Dineen	2	0	1	1	-2	2	0	0	0	0
Dennis Maruk	6	0	1	1	E	2	0	0	0	0
Mitch Messier	3	0	1	1	-1	0	0	0	0	0
Mike Berger	1	0	0	0	-1	2	0	0	0	0
Paul Jerrard	5	0	0	0	+1	4	0	0	0	0
Kevin Kaminski	1	0	0	0	E	0	0	0	0	0
Mike McHugh	3	0	0	0	-1	2	0	0	0	0
Richard Zemlak	3	0	0	0	+1	13	0	0	0	0
Rob Zettler	2	0	0	0	-1	0	0	0	0	0
GOALTENDER	GP	W	L	OT/SOL	SA	SV	SV%	GAA	SO	A
Jon Casey	55	18	17	12	1,509	1,358	.900	3.06	1	1
Kari Takko	32	8	15	4	922	829	.899	3.48	0	0
Jarmo Myllys	6	1	4	0	138	116	.841	5.55	0	0
Don Beaupre	1	0	1	0	26	23	.885	3.05	0	0

SEASON SCHEDULE & RESULTS

#	DATE	OPPONENT	RESULT	SCORE	RECORD	#	DATE	OPPONENT	RESULT	SCORE	RECORD
1	10/6	STL	L	3-8	0-1-0	41	1/10	@ PHI	L	2-3	13-21-7
2	10/8	@ MTL	L	3-4	0-2-0	42	1/12	PIT	L	2-9	13-22-7
3	10/9	@ QUE	L	1-4	0-3-0	43	1/14	CGY	T*	1-1	13-22-7
4	10/13	PHI	L	6-7	0-4-0	44	1/15	@ WPG	W	4-1	14-22-8
5	10/15	BOS	W	5-1	1-4-0	45	1/18	@ BUF	T*	3-3	14-22-9
6	10/17	@ EDM	T*	3-3	1-4-1	46	1/19	@ TOR	T*	3-3	14-22-10
7	10/19	@ CGY	L	1-2	1-5-1	47	1/21	@ NYI	L	6-8	14-23-10
8	10/22	@ LAK	L	2-8	1-6-1	48	1/23	@ NJD	W	7-2	15-23-10
9	10/26	TOR	L	2-3	1-7-1	49	1/26	QUE	W	5-3	16-23-10
10	10/28	@ DET	L	1-4	1-8-1	50	1/28	NJD	T*	4-4	16-23-11
11	10/29	DET	W	3-2	2-8-1	51	1/30	WSH	T*	4-4	16-23-12
12	11/3	@ CHI	L	1-4	2-9-1	52	2/1	BOS	T*	4-4	16-23-13
13	11/5	CHI	T*	5-5	2-9-2	53	2/4	@ QUE	L	3-6	16-24-13
14	11/9	DET	L	3-6	2-10-2	54	2/5	@ NYR	W	5-3	17-24-13
15	11/10	@ STL	T*	5-5	2-10-3	55	2/9	VAN	W	3-2	18-24-13
16	11/12	HFD	L	1-3	2-11-3	56	2/11	DET	L	1-5	18-25-13
17	11/14	@ TOR	W	5-4	3-11-3	57	2/14	CHI	L	2-4	18-26-13
18	11/15	@ WSH	L	2-4	3-12-3	58	2/15	@ DET	L	2-4	18-27-13
19	11/17	VAN	W	7-6	4-12-3	59	2/18	HFD	L	3-4	18-28-13
20	11/19	NYR	L	1-4	4-13-3	60	2/21	@ PIT	W	2-1	19-28-13
21	11/23	EDM	T*	3-3	4-13-4	61	2/22	@ CHI	T*	5-5	19-28-14
22	11/25	TOR	W	5-3	5-13-4	62	2/25	TOR	L	2-4	19-29-14
23	11/26	@ TOR	W	6-3	6-13-4	63	2/28	@ WSH	W	4-3	20-29-14
24	11/29	CHI	W	5-2	7-13-4	64	3/1	@ CHI	L	1-5	20-30-14
25	12/1	@ BOS	W	5-1	8-13-4	65	3/4	NYI	W	4-3	21-30-14
26	12/3	@ HFD	W	4-2	9-13-4	66	3/5	@ NJD	L	0-2	21-31-14
27	12/6	@ STL	L	0-3	9-14-4	67	3/7	DET	W	5-3	22-31-14
28	12/7	MTL	T*	2-2	9-14-5	68	3/11	@ STL	T*	2-2	22-31-15
29	12/10	STL	L	1-3	9-15-5	69	3/12	STL	W	5-3	23-31-15
30	12/13	@ DET	L	4-5	9-16-5	70	3/14	TOR	L	3-5	23-32-15
31	12/15	BUF	T*	2-2	9-16-6	71	3/16	CHI	W	6-1	24-32-15
32	12/17	LAK	W	3-2	10-16-6	72	3/18	BUF	W	3-0	25-32-15
33	12/19	@ VAN	L	1-5	10-17-6	73	3/20	PIT	W	7-2	26-32-15
34	12/21	@ LAK	L	6-8	10-18-6	74	3/22	@ NYR	L	1-3	26-33-15
35	12/26	WPG	W	5-1	11-18-6	75	3/23	@ NYI	L	1-3	26-34-15
36	12/28	@ CHI	L	3-4	11-19-6	76	3/25	@ MTL	T*	1-1	26-34-16
37	12/30	@ STL	T*	5-5	11-19-7	77	3/27	CGY	L	2-3	26-35-16
38	12/31	STL	W	6-2	12-19-7	78	3/29	@ TOR	L	1-3	26-36-16
39	1/2	EDM	L*	2-3	12-20-7	79	3/31	@ DET	W	5-1	27-36-16
40	1/5	PHI	W	5-3	13-20-7	80	4/2	@ WPG	L	2-3	27-37-16

* OVERTIME

N 1987-88

GM: Lou Nanne - Jack Ferreira HEAD COACH: Herb Brooks

RECORD: 19-48-13 (51 points) STANDINGS: 5th Norris

PLAYER	GP	G	A	P	+/-	PIM	EV	PP	SHG	GWG
Dino Ciccarelli	67	41	45	86	-29	79	27	13	1	2
Brian Bellows	77	40	41	81	-8	81	18	21	1	4
Brian MacLellan	75	16	32	48	-44	74	9	7	0	4
Brian Lawton	74	17	24	41	-10	71	10	7	0	11
Neal Broten	54	9	30	39	-23	32	4	4	1	0
Dave Archibald	78	13	20	33	-17	26	10	3	0	2
Bob Brooke	77	5	20	25	-6	108	3	1	1	1
Scott Bjurgstad	33	10	12	22	+2	15	7	3	0	3
Moe Mantha	30	9	13	22	-14	4	7	2	0	0
Keith Acton	46	8	11	19	-9	74	7	0	1	0
Dave Gagner	51	8	11	19	-14	55	6	0	2	0
Craig Hartsburg	27	3	16	19	-2	29	1	2	0	1
Frantisek Musil	80	9	8	17	-2	213	7	1	1	0
Terry Ruskowski	47	5	12	17	-15	76	3	2	0	0
Basil McRae	80	5	11	16	-28	382	5	0	0	0
Marc Habscheid	16	4	11	15	-4	6	1	3	0	0
Ron Wilson	24	2	12	14	-4	16	1	1	0	0
Curt Giles	59	1	12	13	-28	66	1	0	0	0
Dirk Graham	28	7	5	12	-11	39	3	4	0	0
Bob Rouse	74	0	12	12	-30	168	0	0	0	0
Dennis Maruk	22	7	4	11	+1	15	5	2	0	0
Wally Schreiber	16	6	5	11	-4	2	3	1	2	1
Gord Roberts	48	1	10	11	-17	183	1	0	0	0
Emanuel Viveiros	24	1	9	10	-5	1	1	0	0	0
Shawn Chambers	19	1	7	8	-6	21	0	1	0	0
Richard Zemlak	54	1	4	5	-15	307	1	0	0	0
Mike Berger	29	3	1	4	-19	65	0	3	0	0
Steve Payne	9	1	3	4	-1	12	1	0	0	0
Rick Boh	8	2	1	3	+1	4	2	0	0	0
Pat Micheletti	12	2	0	2	+2	8	2	0	0	0
Larry DePalma	7	1	1	2	-2	15	1	0	0	0
Gord Dineen	13	1	1	2	-5	21	1	0	0	0
Curt Fraser	10	1	1	2	-7	20	1	0	0	0
Pat Price	14	0	2	2	-3	20	0	0	0	0
Stephane Roy	12	1	0	1	-6	0	1	0	0	0
Allan Tuer	6	1	0	1	-3	29	1	0	0	0
Warren Babe	6	0	1	1	-1	4	0	0	0	0
John Barrett	1	0	1	1	-3	2	0	0	0	0
Mitch Messier	13	0	1	1	-5	11	0	0	0	0
Jay Caufield	1	0	0	0	E	0	0	0	0	0
Ken Duggan	1	0	0	0	E	0	0	0	0	0
Tom Hirsch	1	0	0	0	E	0	0	0	0	0
Paul Houck	1	0	0	0	E	0	0	0	0	0
Chris Pryor	3	0	0	0	-1	6	0	0	0	0
George Servinis	5	0	0	0	-2	0	0	0	0	0
Bill Terry	5	0	0	0	-4	0	0	0	0	0
Kirk Tomlinson	1	0	0	0	E	0	0	0	0	0
GOALTENDER	GP	W	L	OT/SOL	SA	SV	SV%	GAA	SO	A
Don Beaupre	43	10	22	3	1,257	1,096	.872	4.22	0	0
Kari Takko	37	8	19	6	1,070	927	.866	4.47	1	0
Jon Casey	14	1	7	4	348	307	.882	3.71	0	0

SEASON SCHEDULE & RESULTS

#	DATE	OPPONENT	RESULT	SCORE	RECORD	#	DATE	OPPONENT	RESULT	SCORE	RECORD
1	10/8	@ BUF	T*	2-2	0-0-1	41	1/5	@ NYI	T*	3-3	13-22-6
2	10/10	@ PHI	L	4-5	0-1-1	42	1/6	@ TOR	T*	5-5	13-22-7
3	10/12	@ NYR	T	2-4	0-2-1	43	1/9	NJD	L	3-4	13-23-7
4	10/14	TOR	W	4-3	1-2-1	44	1/11	LAK	L	4-5	13-24-7
5	10/17	WPG	L	2-5	1-3-1	45	1/13	TOR	T*	3-3	13-24-8
6	10/19	@ MTL	L	1-5	1-4-1	46	1/15	@ DET	L	1-2	13-25-8
7	10/22	@ QUE	W	5-3	2-4-1	47	1/16	DET	W	4-2	14-25-8
8	10/24	@ TOR	W	7-4	3-4-1	48	1/19	HFD	L	3-6	14-26-8
9	10/27	@ STL	W	5-3	4-4-1	49	1/21	@ BOS	L	1-6	14-27-8
10	10/29	STL	L	2-3	4-5-1	50	1/23	@ HFD	L	0-5	14-28-8
11	10/31	WSH	T*	3-3	4-5-2	51	1/24	@ PHI	W	5-3	15-28-8
12	11/3	@ DET	T*	2-2	4-5-3	52	1/27	NYI	W	2-1	16-28-8
13	11/4	DET	W	7-4	5-5-3	53	1/28	@ STL	L	1-9	16-29-8
14	11/7	VAN	L	1-4	5-6-3	54	1/30	@ LAK	L	0-5	16-30-8
15	11/8	@ CHI	L	5-8	5-7-3	55	2/3	STL	L	0-2	16-31-8
16	11/11	CGY	L	3-4	5-8-3	56	2/4	@ PIT	L	0-1	16-32-8
17	11/13	@ BUF	W	5-4	6-8-3	57	2/6	WPG	T*	8-8	16-32-9
18	11/14	@ WSH	L	1-4	6-9-3	58	2/13	QUE	L	3-7	16-33-9
19	11/18	@ CHI	L	2-5	6-10-3	59	2/17	LAK	L	4-5	16-34-9
20	11/19	NYR	W	4-3	7-10-3	60	2/20	WSH	L	0-3	16-35-9
21	11/21	BOS	L	5-7	7-11-3	61	2/22	TOR	W	4-2	17-35-9
22	11/25	STL	L*	3-4	7-12-3	62	2/24	@ TOR	L	2-4	17-36-9
23	11/27	MTL	W	4-2	8-12-3	63	2/27	@ BOS	L	4-7	17-37-9
24	11/28	@ STL	W	6-4	9-12-3	64	2/28	@ NJD	L	6-8	17-38-9
25	12/1	TOR	W*	3-2	10-12-3	65	3/1	@ PIT	L	3-8	17-39-9
26	12/5	@ CGY	T*	4-4	10-12-4	66	3/3	@ DET	L	3-6	17-40-9
27	12/6	@ EDM	L	4-10	10-13-4	67	3/5	CHI	L	2-4	17-41-9
28	12/8	@ VAN	W	3-2	11-13-4	68	3/9	BUF	L	2-6	17-42-9
29	12/10	STL	L	4-5	11-14-4	69	3/12	PIT	W	6-3	18-42-9
30	12/12	QUE	L	0-5	11-15-4	70	3/14	MTL	T*	2-2	18-42-10
31	12/16	CHI	L	2-4	11-16-4	71	3/16	DET	L	1-2	18-43-10
32	12/18	@ DET	L	3-8	11-17-4	72	3/17	@ STL	T*	2-2	18-43-11
33	12/19	NJD	L	1-3	11-18-4	73	3/20	EDM	T*	5-5	18-43-12
34	12/21	@ TOR	T*	0-0	11-18-5	74	3/21	NYI	L	1-5	18-44-12
35	12/23	@ PHI	L	3-5	11-19-5	75	3/23	@ CHI	W	5-4	19-44-12
36	12/26	@ WPG	L*	4-5	11-20-5	76	3/26	@ HFD	L	1-8	19-45-12
37	12/27	DET	W	5-4	12-20-5	77	3/28	CHI	T*	7-7	19-45-13
38	12/30	@ CHI	W	6-4	13-20-5	78	3/30	@ EDM	L	3-6	19-46-13
39	12/31	CHI	L	1-4	13-21-5	79	4/1	@ VAN	L	1-6	19-47-13
40	1/2	NYR	L	3-5	13-22-5	80	4/3	@ CGY	L	1-4	19-48-13

GM: Lou Nanne **HEAD COACH:** Lorne Henning+Glen Sommor
RECORD: 30-40-10 (70 points) **STANDINGS:** 5th Norris

1986-87 

PLAYER	GP	G	A	P	+/-	PIM	EV	PP	SHG	GWG
Dino Ciccarelli	80	52	51	103	+10	88	30	22	0	5
Brian MacLellan	76	32	31	63	-12	69	19	13	0	5
Craig Hartsburg	73	11	50	61	-2	93	7	4	0	1
Dirk Graham	76	25	29	54	-2	142	14	6	5	2
Brian Bellows	65	26	27	53	-13	34	17	8	1	2
Neal Broten	46	18	35	53	+12	33	12	5	1	4
Dennis Maruk	67	16	30	46	+5	52	12	5	0	0
Keith Nilsson	44	13	33	46	+2	12	5	8	0	1
Kent Acton	78	16	29	45	+15	14	1	1	1	3
Brian Lawton	66	21	23	44	+20	86	19	2	0	2
Ron Wilson	65	12	29	41	-9	36	6	6	0	2
Bob Brooke	65	10	18	28	-6	78	8	1	1	0
Larry DePalma	56	9	6	15	-7	219	7	2	0	0
Scott Bjurgstad	39	4	9	13	-6	43	4	0	0	0
Gordie Roberts	67	3	10	13	-7	68	3	0	0	1
Bob Rouse	72	2	10	12	6	179	2	0	0	0
Willi Plett	67	6	5	11	+1	263	6	0	0	1
Frantisek Musil	72	2	9	11	E	148	2	0	0	0
Mark Pavelich	12	4	6	10	+7	10	4	0	0	0
Steve Payne	48	4	6	10	-12	19	4	0	0	0
Brad Maxwell	17	2	7	9	+3	31	2	0	0	1
Jari Gronstrand	47	1	6	7	+4	27	1	0	0	0
Paul Boutilier	10	2	4	6	+1	8	2	0	0	0
Tony McKegney	11	2	3	5	+2	16	2	0	0	0
Chris Pryor	50	1	3	4	-6	49	1	0	0	0
Curt Giles	11	0	3	3	+2	4	0	0	0	0
Marc Habscheid	15	2	0	2	-6	2	1	1	0	0
Paul Houck	12	0	2	2	-2	2	0	0	0	0
Raimo Helminen	6	0	1	1	-3	0	0	0	0	0
Emanuel Viveiros	1	0	1	1	E	0	0	0	0	0
Jim Archibald	1	0	0	0	-1	2	0	0	0	0
Jack Carlson	8	0	0	0	E	13	0	0	0	0
Colin Chisholm	1	0	0	0	E	0	0	0	0	0
Mats Hallin	6	0	0	0	-3	4	0	0	0	0
Mike Sands	3	0	0	0	E	0	0	0	0	0
Randy Smith	2	0	0	0	-2	0	0	0	0	0
Sean Toomey	1	0	0	0	-1	0	0	0	0	0
GOALTENDER	GP	W	L	OT/SOL	SA	SV	SV%	GAA	SO	A
Don Beaupre	47	17	20	6	1,439	1,265	.879	3.98	1	0
Kari Takko	38	13	18	4	1,061	942	.888	3.44	0	0
Mike Sands	3	0	2	0	104	92	.885	4.42	0	0

SEASON SCHEDULE & RESULTS

#	DATE	OPPONENT	RESULT	SCORE	RECORD	#	DATE	OPPONENT	RESULT	SCORE	RECORD
1	10/11	@ QUE	T*	4-4	0-0-1	41	1/8	BUF	W*	5-4	17-20-4
2	10/13	@ MTL	L	4-6	0-1-1	42	1/10	HFD	W	4-3	18-20-4
3	10/16	BOS	L	3-5	0-2-1	43	1/12	STL	T*	4-4	18-20-5
4	10/18	VAN	W	4-1	1-2-1	44	1/14	@ TOR	W	3-2	19-20-5
5	10/19	@ CHI	W	8-5	2-2-1	45	1/17	CHI	W	3-2	20-20-5
6	10/22	@ STL	W	8-3	3-2-1	46	1/18	@ WPG	L	3-5	20-21-5
7	10/24	@ WSH	L	2-8	3-3-1	47	1/20	BUF	W	5-0	21-21-5
8	10/26	@ PHI	L	1-4	3-4-1	48	1/23	@ LAK	W	6-3	22-21-5
9	10/28	CGY	W	7-4	4-4-1	49	1/29	@ CGY	T*	3-3	22-21-6
10	10/30	DET	L	1-3	4-5-1	50	1/30	@ EDM	T*	2-2	22-21-7
11	11/1	CHI	L	5-6	4-6-1	51	2/1	@ VAN	W	4-3	23-21-7
12	11/5	@ CHI	L	2-4	4-7-1	52	2/4	EDM	L*	5-6	23-22-7
13	11/6	TOR	W	4-1	5-7-1	53	2/6	@ DET	L	4-6	23-23-7
14	11/8	PIT	L	2-4	5-8-1	54	2/7	DET	L	3-5	23-24-7
15	11/11	WSH	T*	2-2	5-8-2	55	2/14	CGY	L	2-3	23-25-7
16	11/15	NYI	L	3-7	5-9-2	56	2/15	STL	W	3-2	24-25-7
17	11/18	STL	L	3-4	5-10-2	57	2/18	VAN	W	7-3	25-25-7
18	11/19	@ STL	L	5-7	5-11-2	58	2/19	@ STL	L	2-6	25-26-7
19	11/22	NJD	W	6-2	6-11-2	59	2/21	BOS	L	0-1	25-27-7
20	11/26	CHI	W	5-2	7-11-2	60	2/23	@ MTL	W	4-3	26-27-7
21	11/28	TOR	W	6-3	8-11-2	61	2/24	@ QUE	L	4-5	26-28-7
22	11/29	@ TOR	W	7-2	9-11-2	62	2/28	LAK	W	6-3	27-28-7
23	12/2	@ BUF	W	5-4	10-11-2	63	3/1	PHI	W	5-4	28-28-7
24	12/4	@ NJD	W	5-3	11-11-2	64	3/3	@ LAK	T*	4-4	28-28-7
25	12/6	@ PIT	L	2-5	11-12-2	65	3/5	@ DET	L	3-9	28-29-7
26	12/9	EDM	L	2-3	11-13-2	66	3/7	PIT	L	3-7	28-30-8
27	12/11	@ DET	T*	6-6	11-13-3	67	3/9	MTL	L	4-5	28-31-8
28	12/13	PHI	W	5-4	12-13-3	68	3/11	TOR	L	2-4	28-32-8
29	12/15	@ NYR	W	4-3	13-13-3	69	3/14	DET	L	3-4	28-33-8
30	12/16	@ NYI	L	2-4	13-14-3	70	3/15	@ CHI	W	4-2	29-33-8
31	12/18	@ TOR	W*	6-5	14-14-3	71	3/17	CHI	T*	3-3	29-33-9
32	12/20	QUE	L	1-4	14-15-3	72	3/19	@ BOS	L	2-6	29-34-9
33	12/23	TOR	L*	3-4	14-16-3	73	3/21	@ HFD	L	1-5	29-35-9
34	12/26	WPG	W	4-2	15-16-3	74	3/23	STL	L	5-8	29-36-9
35	12/28	@ WPG	L	4-5	15-17-3	75	3/25	@ TOR	W	6-2	30-36-9
36	12/31	HFD	W	5-2	16-17-3	76	3/27	@ NJD	L	2-5	30-37-9
37	1/2	@ DET	L	1-2	16-18-3	77	3/29	@ WSH	L	2-4	30-38-9
38	1/3	DET	L	2-3	16-19-3	78	3/30	NYR	L	5-6	30-39-9
39	1/5	@ NYR	T*	3-3	16-19-4	79	4/1	@ CHI	T*	4-4	30-39-10
40	1/6	@ NYI	L	3-5	16-20-4	80	4/4	@ STL	L	1-4	30-40-10

* OVERTIME

PLAYER	GP	G	A	P	+/-	PIM	EV	PP	SHG	GWG
Neal Braten	80	29	76	105	+14	47	23	6	0	0
Dino Ciccarelli	75	44	45	89	+12	51	25	19	0	5
Brian Bellows	77	31	48	79	+16	46	18	11	2	2
Scott Bjugstad	80	43	33	76	+5	24	27	14	2	6
Kent Nilsson	61	16	44	60	+4	10	8	8	0	2
Keith Acton	79	26	32	58	-11	100	19	5	2	2
Dennis Maruk	70	21	37	58	+13	67	20	1	0	2
Craig Hartsburg	75	10	47	57	+7	127	6	4	0	2
Dirk Graham	80	22	33	55	-6	87	18	0	4	3
Tony McKegney	70	15	25	40	-5	48	11	3	1	0
Brian Lawton	65	18	17	35	+10	36	14	4	0	7
Curt Giles	69	6	21	27	+19	30	6	0	0	1
Tom McCarthy	25	12	12	24	-3	12	8	4	0	2
Gordie Roberts	76	2	21	23	+14	101	2	0	0	0
Willi Plett	59	10	7	17	-20	231	6	4	0	0
Bob Rouse	75	1	14	15	+15	151	1	0	0	1
Steve Payne	22	8	4	12	E	8	5	3	0	2
Dave Langevin	80	0	8	8	-17	58	0	0	0	0
Mats Hallin	36	3	2	5	-3	86	3	0	0	1
Marc Habscheid	6	2	3	5	-2	0	1	0	0	0
Tim Coulis	19	2	2	4	-5	73	2	0	0	0
Craig Levie	14	2	2	4	-5	8	2	0	0	0
Ron Wilson	11	1	3	4	-2	8	0	1	0	0
Dave Richter	14	0	3	3	-6	29	0	0	0	0
Bo Berglund	3	2	0	2	-1	2	1	1	0	0
Ed Hospodar	43	0	2	2	+8	91	0	0	0	0
Gord Sherven	13	0	2	2	+1	11	0	0	0	0
Bill Stewart	8	0	2	2	+2	13	0	0	0	0
Paul Houck	3	1	0	1	+1	0	1	0	0	0
Chris Pryor	7	0	1	1	E	0	0	0	0	0
Emanuel Viveiros	4	0	1	1	+2	0	0	0	0	0
Jim Archibald	11	0	0	0	-3	32	0	0	0	0
Larry DePalma	1	0	0	0	E	0	0	0	0	0
David Jensen	5	0	0	0	-2	7	0	0	0	0
Dan Mandich	3	0	0	0	E	25	0	0	0	0
Randy Smith	1	0	0	0	E	0	0	0	0	0

GOALTENDER	GP	W	L	OT/SOL	SA	SV	SV%	GAA	SO	A
Don Beaupre	52	25	20	6	1,690	1,508	.892	3.55	1	0
Jon Casey	26	11	11	1	789	698	.885	3.89	0	0
Roland Melanson	6	2	1	2	175	151	.863	4.43	0	0
Kari Takko	1	0	1	0	34	31	.912	3.00	0	0

SEASON SCHEDULE & RESULTS

#	DATE	OPPONENT	RESULT	SCORE	RECORD	#	DATE	OPPONENT	RESULT	SCORE	RECORD
1	10/10	@ DET	T*	6-6	0-0-1	41	1/11	WSH	W	5-3	16-18-7
2	10/12	BUF	L	2-6	0-1-1	42	1/14	CHI	T*	3-3	16-18-8
3	10/15	@ PIT	L	2-3	0-2-1	43	1/16	STL	W	4-3	17-18-8
4	10/17	DET	W	10-1	1-2-1	44	1/18	@ TOR	W	5-2	18-18-8
5	10/19	@ PHI	L	3-7	1-3-1	45	1/19	@ PIT	L	2-3	18-19-8
6	10/22	STL	W	5-4	2-3-1	46	1/21	@ WSH	L	5-7	18-20-8
7	10/23	@ STL	T*	4-4	2-3-2	47	1/23	MTL	L	2-5	18-21-8
8	10/26	@ TOR	W	7-5	3-3-2	48	1/25	WSH	L	3-6	18-22-8
9	10/27	@ BUF	L	2-3	3-4-2	49	1/27	NJD	W	6-2	19-22-8
10	10/30	CHI	L	5-6	3-5-2	50	1/29	@ LAK	L	3-4	19-23-8
11	11/2	WPG	L	1-3	3-6-2	51	1/31	@ VAN	L	5-10	19-24-8
12	11/6	MTL	T*	3-3	3-6-3	52	2/6	TOR	W*	8-7	20-24-8
13	11/9	NYR	W*	4-3	4-6-3	53	2/8	@ PHI	T*	3-3	20-24-9
14	11/10	@ BOS	L	1-2	4-7-3	54	2/10	@ MTL	W*	4-3	21-24-9
15	11/13	@ HFD	L	2-5	4-8-3	55	2/11	@ TOR	W	4-2	22-24-9
16	11/16	DET	L	2-4	4-9-3	56	2/13	@ STL	L	3-4	22-25-9
17	11/17	@ CHI	T*	5-5	4-9-4	57	2/15	HFD	W	4-1	23-25-9
18	11/19	@ CGY	T*	3-3	4-9-5	58	2/16	BOS	L	3-5	23-26-9
19	11/21	STL	L	2-4	4-10-5	59	2/19	@ CHI	W	6-5	24-26-9
20	11/23	LAK	W	4-2	5-10-5	60	2/21	QUE	W	5-2	25-26-9
21	11/25	@ BUF	W	4-3	6-10-5	61	2/23	TOR	W	4-3	26-26-9
22	11/27	NYI	T*	4-4	6-10-6	62	2/24	@ NYR	L	1-5	26-27-9
23	11/29	PHI	L	1-4	6-11-6	63	2/26	@ HFD	W	5-2	27-27-9
24	11/30	@ STL	L	3-4	6-12-6	64	3/1	NYI	W	5-4	28-27-9
25	12/3	CHI	W	9-2	7-12-6	65	3/3	@ DET	W	8-5	29-27-9
26	12/7	@ EDM	L	4-8	7-13-6	66	3/5	TOR	W	5-3	30-27-9
27	12/9	NJD	L	4-6	7-14-6	67	3/8	WPG	L	2-4	30-28-9
28	12/11	@ DET	W	10-2	8-14-6	68	3/11	EDM	W	4-0	31-28-9
29	12/14	TOR	T*	6-6	8-14-7	69	3/13	@ STL	W	3-2	32-28-9
30	12/17	DET	W	6-3	9-14-7	70	3/15	@ QUE	L	2-3	32-29-9
31	12/19	PIT	L*	3-4	9-15-7	71	3/17	STL	W*	6-5	33-29-9
32	12/21	@ BOS	L	2-5	9-16-7	72	3/19	@ CGY	W	6-5	34-29-9
33	12/22	@ NJD	W	8-3	10-16-7	73	3/21	@ EDM	L*	4-5	34-30-9
34	12/26	@ WPG	W	6-5	11-16-7	74	3/22	@ VAN	L	2-6	34-31-9
35	12/28	NYR	W	3-1	12-16-7	75	3/24	QUE	L	0-1	34-32-9
36	12/31	CGY	W	6-3	13-16-7	76	3/26	@ TOR	W	6-1	35-32-9
37	1/2	VAN	W	3-2	14-16-7	77	3/29	@ DET	W	5-4	36-32-9
38	1/5	@ CHI	L	2-6	14-17-7	78	4/1	CHI	L	1-2	36-33-9
39	1/7	@ NYI	W	3-2	15-17-7	79	4/2	@ CHI	W	7-5	37-33-9
40	1/10	LAK	L	3-4	15-18-7	80	4/5	DET	W	5-3	38-33-9

* OVERTIME

GM: Lou Nanne **HEAD COACH:** Bill Mahoney - Glen Sonmor
RECORD: 25-43-12 (62 points) **STANDINGS:** 4th Norris

1984-85 

PLAYER	GP	G	A	P	+/-	PIM	EV	PP	SHG	GWG
Brian Bellows	78	26	36	62	-18	72	17	8	1	3
Dennis Maruk	71	19	41	60	-2	56	14	5	0	3
Keith Acton	78	20	38	58	-3	90	16	4	0	3
Neal Broten	80	19	37	56	-18	39	13	5	1	1
Steve Payne	76	29	22	51	-14	61	15	14	0	4
Gordie Roberts	78	6	36	42	-12	112	5	1	0	0
Tom McCarthy	44	16	21	37	+3	36	10	6	0	1
Dino Ciccarelli	51	15	17	32	-10	41	10	5	0	0
Curt Giles	77	5	25	30	+3	49	2	3	0	0
Willi Plett	47	14	14	28	+4	157	13	1	0	1
Mark Napier	39	10	18	28	-6	2	6	3	1	1
Tony McKegney	27	11	13	24	+9	4	9	2	0	1
Dirk Graham	36	12	11	23	-15	23	9	3	0	1
Ken Solheim	55	8	10	18	-15	19	4	4	0	1
Craig Hartsburg	32	7	11	18	-5	54	5	1	1	1
Scott Bjugstad	72	11	4	15	-21	32	10	1	0	1
Bo Berglund	33	6	9	15	-3	8	5	1	0	1
Gord Sherven	32	2	12	14	+3	8	2	0	0	1
Randy Velischeck	52	4	9	13	+7	26	4	0	0	0
Ron Wilson	13	4	8	12	-1	2	4	0	0	0
Brian Lawton	40	5	6	11	-2	24	4	1	0	1
Brent Ashton	29	4	7	11	+1	15	4	0	0	0
Bob Rouse	63	2	9	11	-14	113	2	0	0	0
Brad Maxwell	18	3	7	10	-8	53	2	1	0	0
Dave Richter	55	2	8	10	+3	221	2	0	0	0
Paul Holmgren	16	4	3	7	-4	38	2	2	0	0
Harold Snepsts	71	0	7	7	-19	232	0	0	0	0
Tim Trimper	20	1	4	5	-9	15	1	0	0	0
Tom Hirsch	15	0	4	4	-13	10	0	0	0	0
Jim Archibald	4	1	2	3	E	11	1	0	0	0
Tim Coutis	7	1	1	2	-1	34	1	0	0	0
Terry Martin	7	1	1	2	E	0	1	0	0	0
David Jensen	5	0	1	1	-5	4	0	0	0	0
Don Biggs	1	0	0	0	E	0	0	0	0	0
Dan Mandich	10	0	0	0	-3	32	0	0	0	0
John Markell	1	0	0	0	E	0	0	0	0	0
Chris Pryor	4	0	0	0	-2	16	0	0	0	0
GOALTENDER	GP	W	L	OT/SOL	SA	SV	SV%	GAA	SO	A
Giles Meloche	32	10	13	6	949	843	.879	3.80	0	0
Don Beaupre	31	10	17	3	934	825	.883	3.69	1	0
Roland Melanson	20	5	10	3	587	509	.867	4.10	0	0
Mike Sands	3	0	3	0	88	74	.841	6.04	0	0

SEASON SCHEDULE & RESULTS

#	DATE	OPPONENT	RESULT	SCORE	RECORD	#	DATE	OPPONENT	RESULT	SCORE	RECORD
1	10/11	TOR	L*	0-1	0-1-0	41	1/10	STL	L	3-5	13-21-7
2	10/13	NYR	W	3-1	1-1-0	42	1/12	HFD	W	5-4	14-21-7
3	10/14	@ NYR	W	3-1	2-1-0	43	1/14	@ WSH	L	3-6	14-22-7
4	10/18	EDM	L	5-7	2-2-0	44	1/16	STL	T*	4-4	14-22-8
5	10/20	@ MTL	L	2-4	2-3-0	45	1/19	PHI	L	1-4	14-23-8
6	10/21	@ BUF	L	6-8	2-4-0	46	1/21	@ CHI	L	2-7	14-24-8
7	10/23	PHI	L	2-7	2-5-0	47	1/23	PIT	W	4-3	15-24-8
8	10/27	HFD	L	3-5	2-6-0	48	1/26	DET	T*	4-4	15-24-9
9	10/30	CHI	T*	5-5	2-6-1	49	1/27	@ NYR	L	2-3	15-25-9
10	11/2	@ NJD	T*	2-2	2-6-2	50	1/29	@ NYI	T*	4-4	15-25-10
11	11/3	@ PHI	L	1-5	2-7-2	51	2/2	@ TOR	W	5-2	16-25-10
12	11/5	TOR	W	5-3	3-7-2	52	2/3	@ QUE	L	1-5	16-26-10
13	11/7	BUF	L	6-9	3-8-2	53	2/6	BUF	L	1-3	16-27-10
14	11/10	VAN	T*	5-5	3-8-3	54	2/8	EDM	L	3-5	16-28-10
15	11/11	@ TOR	W	7-6	4-8-3	55	2/9	@ STL	L	2-4	16-29-10
16	11/13	@ WSH	T*	3-3	4-8-4	56	2/14	@ DET	T*	5-5	16-29-11
17	11/15	@ NYI	L	1-6	4-9-4	57	2/16	@ STL	L	4-6	16-30-11
18	11/17	DET	T*	3-3	4-9-5	58	2/17	QUE	L	3-4	16-31-11
19	11/21	TOR	W	7-1	5-9-5	59	2/20	BOS	L	2-3	16-32-11
20	11/23	NJD	W*	5-4	6-9-5	60	2/22	CHI	W	4-1	17-32-11
21	11/24	@ TOR	W	4-2	7-9-5	61	2/23	PIT	L	1-3	17-33-11
22	11/27	@ NJD	L	2-3	7-10-5	62	2/25	@ PIT	W	5-4	18-33-11
23	11/28	@ HFD	W	4-2	8-10-5	63	2/27	@ TOR	L	1-6	18-34-11
24	12/1	CGY	L	4-8	8-11-5	64	3/1	@ DET	L	2-6	18-35-11
25	12/4	LAK	T*	2-2	8-11-6	65	3/2	DET	W	5-2	19-35-11
26	12/7	@ EDM	L	3-6	8-12-6	66	3/4	MTL	W	4-3	20-35-11
27	12/9	@ WPG	L	2-4	8-13-6	67	3/6	CHI	L	4-5	20-36-11
28	12/10	DET	L	3-4	8-14-6	68	3/9	STL	W	4-1	21-36-11
29	12/12	WSH	L	2-3	8-15-6	69	3/10	@ CHI	W	3-2	22-36-11
30	12/15	CHI	L	3-5	8-16-6	70	3/13	@ QUE	L	0-8	22-37-11
31	12/16	@ CHI	W	5-3	9-16-6	71	3/16	@ MTL	W	4-2	23-37-11
32	12/19	@ STL	L	1-4	9-17-6	72	3/18	CGY	T*	4-4	23-37-12
33	12/22	@ DET	W	5-4	10-17-6	73	3/20	@ WPG	L	2-5	23-38-12
34	12/23	@ BOS	L*	3-4	10-18-6	74	3/23	@ STL	L	2-4	23-39-12
35	12/26	WPG	W	4-0	11-18-6	75	3/25	VAN	W	5-3	24-39-12
36	12/29	BOS	L	3-5	11-19-6	76	3/26	@ DET	L	1-5	24-40-12
37	12/31	NYI	W	4-3	12-19-6	77	3/30	@ LAK	L	2-3	24-41-12
38	1/3	@ LAK	W	8-3	13-19-6	78	3/31	@ VAN	L	2-3	24-42-12
39	1/5	@ CGY	T*	4-4	13-19-7	79	4/3	TOR	W	9-7	25-42-12
40	1/9	@ CHI	L	3-4	13-20-7	80	4/6	STL	L	3-4	25-43-12

* OVERTIME

N 1983-84

GM: Lou Nanne HEAD COACH: Bill Mahoney
RECORD: 39-31-10 (88 points) COACHINGS: 1st Norris

PLAYER	GP	G	A	P	+/-	PIM	EV	PP	SHG	GWG
Neal Broten	76	28	61	89	+16	43	17	8	3	5
Brian Bellows	78	41	42	83	-2	66	22	14	5	5
Brad Maxwell	78	19	54	73	-7	225	11	8	0	2
Dino Ciccarelli	79	38	33	71	+1	58	22	16	0	2
Tom McCarthy	66	39	31	70	+17	49	21	16	2	7
Dennis Maruk	71	17	43	60	-17	42	10	7	0	2
Steve Payne	78	28	31	59	-2	49	21	7	0	2
Keith Acton	62	17	38	55	+2	60	11	4	2	5
Gordie Roberts	77	8	45	53	+14	132	6	1	1	0
Mark Napier	58	13	28	41	+2	17	13	0	0	1
Willi Plett	73	15	23	38	-6	316	14	1	0	1
Al MacAdam	80	22	13	35	-5	23	17	1	4	1
Brian Lawton	58	10	21	31	E	33	10	0	0	4
Curt Giles	70	6	22	28	+2	59	4	2	0	0
Craig Levie	37	6	13	19	+9	44	6	0	0	1
Brent Ashton	68	7	10	17	-13	54	7	0	0	0
George Ferguson	63	6	10	16	-6	19	6	0	0	0
Lars Lindgren	59	2	14	16	-3	33	2	0	0	0
Craig Hartsburg	26	7	7	14	-2	37	2	5	0	0
Bobby Smith	10	3	6	9	-1	9	2	1	0	0
Dan Mandich	31	2	7	9	-6	77	2	0	0	0
Jordy Douglas	14	3	4	7	-2	10	3	0	0	1
Paul Holmgren	11	2	5	7	-2	46	2	0	0	0
Dave Richter	42	2	3	5	-8	132	2	0	0	0
Randy Velischek	33	2	2	4	-6	10	2	0	0	0
Tom Hirsch	15	1	3	4	-3	20	0	0	1	0
Dirk Graham	6	1	1	2	+1	0	1	0	0	0
David Jensen	8	0	1	1	+2	0	0	0	0	0
Don Beaupre	33	0	0	0	E	17	0	0	0	0
Scott Bjuggstad	5	0	0	0	-1	2	0	0	0	0
Tim Coulis	2	0	0	0	-1	4	0	0	0	0
Bob Rouse	1	0	0	0	E	0	0	0	0	0
GOALTENDER	GP	W	L	OT/SOL	SA	SV	SV%	GAA	SO	A
Giles Meloche	52	21	17	8	1,524	1,323	.873	4.18	2	1
Don Beaupre	33	16	13	2	971	848	.873	4.12	0	0
Jon Casey	2	1	0	0	59	53	.898	4.29	0	0
Jim Craig	3	1	1	0	56	47	.839	4.91	0	0

SEASON SCHEDULE & RESULTS

#	DATE	OPPONENT	RESULT	SCORE	RECORD	#	DATE	OPPONENT	RESULT	SCORE	RECORD
1	10/5	@ LAK	T*	3-3	0-0-1	41	1/7	VAN	W	2-0	20-17-4
2	10/7	@ VAN	L	9-10	0-1-1	42	1/10	HFD	L	3-6	20-18-4
3	10/9	@ EDM	L*	3-4	0-2-1	43	1/12	TOR	W*	5-4	21-18-4
4	10/12	CGY	W	7-5	1-2-1	44	1/14	@ STL	W	4-2	22-18-4
5	10/15	WPG	W	2-1	2-2-1	45	1/16	LAK	W	9-3	23-18-4
6	10/16	@ CHI	L	3-4	2-3-1	46	1/18	@ TOR	L	4-9	23-19-4
7	10/20	MTL	L*	4-5	2-4-1	47	1/20	@ DET	W	8-5	24-19-4
8	10/22	@ QUE	L	2-11	2-5-1	48	1/21	DET	W	5-1	25-19-4
9	10/25	@ MTL	W	4-3	3-5-1	49	1/25	@ CHI	W	5-3	26-19-4
10	10/27	BOS	L	1-8	3-6-1	50	1/27	@ STL	W	10-8	27-19-4
11	10/29	WSH	L	1-6	3-7-1	51	1/28	CHI	L	2-4	27-20-4
12	11/2	TOR	W	8-5	4-7-1	52	2/1	@ PIT	L	0-4	27-21-4
13	11/5	CHI	W	10-5	5-7-1	53	2/3	@ BUF	W	4-1	28-21-4
14	11/8	@ HFD	L	4-6	5-8-1	54	2/5	@ NJD	W	3-1	29-21-4
15	11/9	@ DET	W	5-3	6-8-1	55	2/9	NYR	T*	4-4	29-21-5
16	11/12	STL	W	5-2	7-8-1	56	2/11	DET	L	4-6	29-22-5
17	11/15	NJD	W	6-0	8-8-1	57	2/13	WSH	L	0-4	29-23-5
18	11/17	@ PHI	T*	5-5	8-8-2	58	2/15	@ TOR	W	3-1	30-23-5
19	11/19	WPG	W*	8-7	9-8-2	59	2/17	@ BUF	L*	4-5	30-24-5
20	11/20	@ CHI	W	4-3	10-8-2	60	2/18	QUE	L	2-7	30-25-5
21	11/23	TOR	L	4-6	10-9-2	61	2/20	LAK	L	2-3	30-26-5
22	11/25	EDM	T*	2-2	10-9-3	62	2/22	@ DET	L	2-5	30-27-5
23	11/26	@ TOR	W*	7-6	11-9-3	63	2/23	@ PHI	T*	3-3	30-27-6
24	11/29	PIT	W	6-4	12-9-3	64	2/25	BUF	W	5-1	31-27-6
25	12/1	@ PIT	W	6-4	13-9-3	65	2/28	@ STL	L	2-5	31-28-6
26	12/3	@ BOS	W	6-2	14-9-3	66	2/29	STL	L	5-7	31-29-6
27	12/4	@ NYR	L	4-6	14-10-3	67	3/3	CHI	W	6-3	32-29-6
28	12/7	DET	W	7-2	15-10-3	68	3/5	DET	W	5-1	33-29-6
29	12/10	NYI	L	2-4	15-11-3	69	3/7	NYR	W	6-3	34-29-6
30	12/14	STL	T*	4-4	15-11-4	70	3/10	PHI	W	4-3	35-29-6
31	12/17	NJD	L	0-2	15-12-4	71	3/12	MTL	W*	7-6	36-29-6
32	12/20	@ STL	W	5-2	16-12-4	72	3/14	@ TOR	T*	3-3	36-29-6
33	12/22	@ BOS	W	4-2	17-12-4	73	3/17	@ DET	W	4-3	37-29-7
34	12/23	@ HFD	L	3-5	17-13-4	74	3/18	QUE	T*	5-5	37-29-8
35	12/26	@ WPG	L	1-5	17-14-4	75	3/21	@ WSH	L	1-5	37-30-8
36	12/28	TOR	W	8-6	18-14-4	76	3/24	@ NYI	T*	4-4	37-30-9
37	12/31	NYI	L	3-7	18-15-4	77	3/26	STL	W*	4-3	38-30-9
38	1/2	CHI	W	6-5	19-15-4	78	3/28	@ CHI	W	6-3	39-30-9
39	1/4	@ EDM	L	8-12	19-16-4	79	3/30	@ VAN	T*	3-3	39-30-10
40	1/5	@ CGY	L	4-5	19-17-4	80	3/31	@ CGY	L	3-10	39-31-10

* OVERTIME

GM: Lou Nanne **HEAD COACH:** Glen Sonmor - Murray Oliver
RECORD: 40-24-16 (96 points) **STANDINGS:** 2nd Norris

1982-83 

PLAYER	GP	G	A	P	+/-	PIM	EV	PP	SHG	GWG
Neal Broten	79	32	45	77	+24	43	22	8	2	4
Bobby Smith	77	24	53	77	-20	81	12	12	0	3
Tom McCarthy	80	28	48	76	+18	59	23	4	1	4
Dino Ciccarelli	77	37	38	75	+16	94	23	14	0	4
Steve Payne	80	30	39	69	-9	53	15	14	1	2
Brian Bellows	78	35	30	65	-12	27	19	15	1	3
Craig Hartsburg	78	12	50	62	+7	109	8	3	1	1
Tim Young	70	18	35	53	-1	31	10	6	2	2
Gordie Roberts	80	3	41	44	+18	103	1	2	0	1
Willi Plett	71	25	14	39	-12	170	17	8	0	3
Brad Maxwell	77	11	28	39	-1	157	9	2	0	3
Al MacAdam	73	11	22	33	+3	60	8	0	3	2
Mike Eaves	75	16	16	32	-3	21	10	1	5	2
Jordy Douglas	68	13	14	27	-7	30	12	1	0	2
Curt Giles	76	2	21	23	+11	70	2	0	0	0
George Ferguson	65	8	12	20	-1	14	7	0	1	2
Ron Friest	50	6	7	13	-4	150	6	0	0	0
Gary Sargent	18	3	6	9	+5	5	2	1	0	0
Dan Mandich	67	3	4	7	E	169	3	0	0	1
Ken Solheim	25	2	4	6	+1	4	2	0	0	1
Fred Barrett	51	1	3	4	-10	22	1	0	0	0
Warren Young	4	1	1	2	E	0	1	0	0	0
Bob Bergloff	2	0	0	0	-1	5	0	0	0	0
Anders Hakansson	5	0	0	0	+1	9	0	0	0	0
Wes Jarvis	3	0	0	0	-2	2	0	0	0	0
Dave Richter	6	0	0	0	E	4	0	0	0	0
Randy Velischek	3	0	0	0	-4	2	0	0	0	0

GOALTENDER	GP	W	L	OT/SOL	SA	SV	SV%	GAA	SO	A
Gilles Meloche	47	20	13	11	-	-	-	3.57	1	1
Don Beaupre	36	19	10	5	-	-	-	3.58	0	2
Markus Mattsson	2	1	1	0	-	-	-	3.60	1	0

SEASON SCHEDULE & RESULTS

#	DATE	OPPONENT	RESULT	SCORE	RECORD	#	DATE	OPPONENT	RESULT	SCORE	RECORD
1	10/6	@ WPG	W	5-4	1-0-0	41	1/8	CHI	W	4-1	21-11-9
2	10/8	DET	T	3-3	1-0-1	42	1/9	@ CHI	L	3-6	21-12-9
3	10/9	@ STL	W	6-3	2-0-1	43	1/12	@ PIT	W	7-0	22-12-9
4	10/14	TOR	W	6-2	3-0-1	44	1/13	TOR	W	2-1	23-12-9
5	10/16	CGY	W	8-4	4-0-1	45	1/15	EDM	L	4-10	23-13-9
6	10/18	STL	W	4-3	5-0-1	46	1/17	@ BOS	L	3-4	23-14-9
7	10/20	@ TOR	L	2-5	5-1-1	47	1/19	DET	W	3-2	24-14-9
8	10/23	@ WSH	W	3-1	6-1-1	48	1/22	HFD	W	7-2	25-14-9
9	10/24	@ NYR	L	2-4	6-2-1	49	1/25	@ STL	T	4-4	25-14-10
10	10/26	@ NJ	W	5-3	7-2-1	50	1/27	STL	T	3-3	25-14-11
11	10/28	DET	W	7-3	8-2-1	51	1/29	PHI	T	2-2	25-14-12
12	10/30	PHI	W	3-2	9-2-1	52	1/31	@ TOR	W	4-2	26-14-12
13	11/2	@ HFD	W	7-6	10-2-1	53	2/2	@ BUF	T	2-2	26-14-13
14	11/4	@ MTL	L	3-8	10-3-1	54	2/3	@ WSH	L	1-3	26-15-13
15	11/6	@ QUE	L	1-4	10-4-1	55	2/5	@ NYI	W	4-2	27-15-13
16	11/9	MTL	L	2-3	10-5-1	56	2/10	NYR	W	7-5	28-15-13
17	11/11	NYI	W	2-0	11-5-1	57	2/12	CHI	W	5-4	29-15-13
18	11/13	@ TOR	L	3-4	11-6-1	58	2/15	@ NJD	W	3-2	30-15-13
19	11/14	@ CHI	L	4-5	11-7-1	59	2/17	QUE	W	6-3	31-15-13
20	11/16	@ LAK	W	8-3	12-7-1	60	2/19	BOS	L	2-6	31-16-13
21	11/18	BUF	W	2-1	13-7-1	61	2/22	@ DET	W	3-2	32-16-13
22	11/20	NJD	W	5-1	14-7-1	62	2/23	TOR	L	2-3	32-17-13
23	11/23	@ NYI	T	8-8	14-7-2	63	2/26	CHI	T	4-4	32-17-14
24	11/24	@ NYR	L	5-8	14-8-2	64	2/27	@ CHI	W	2-1	33-17-14
25	11/26	PIT	T	6-6	14-8-3	65	3/2	STL	T	4-4	33-17-15
26	11/29	CGY	T	3-3	14-8-4	66	3/5	@ DET	W	4-1	34-17-15
27	12/1	@ DET	W	4-1	15-8-4	67	3/6	LAK	W	8-3	35-17-15
28	12/2	@ STL	W	6-3	16-8-4	68	3/8	BUF	W	5-1	36-17-15
29	12/4	WPG	W	4-1	17-8-4	69	3/10	@ PHI	L	3-6	36-18-15
30	12/9	VAN	W	9-6	18-8-4	70	3/12	@ QUE	L	3-6	36-19-15
31	12/11	EDM	W	5-4	19-8-4	71	3/14	VAN	W	6-3	37-19-15
32	12/14	HFD	T	3-3	19-8-5	72	3/16	PIT	W	3-2	38-19-15
33	12/16	WSH	T	4-4	19-8-6	73	3/19	@ STL	T	3-3	38-19-16
34	12/18	@ VAN	T	3-3	19-8-7	74	3/21	CHI	W	4-3	39-19-16
35	12/21	@ CGY	L	4-6	19-9-7	75	3/23	@ TOR	L	3-6	39-20-16
36	12/22	@ EDM	L	2-8	19-10-7	76	3/24	@ MTL	L	3-5	39-21-16
37	12/26	@ WPG	W	3-2	20-10-7	77	3/26	@ DET	W	7-5	40-21-16
38	12/29	DET	T	5-5	20-10-8	78	3/29	TOR	L	2-4	40-22-16
39	12/31	BOS	L	3-5	20-11-8	79	3/30	@ CHI	L	0-5	40-23-16
40	1/5	STL	T	3-3	20-11-9	80	4/2	@ LAK	L	5-8	40-24-16



1981-82

GM: Lou Nanne **HEAD COACH:** Glen Sonmor
RECORD: 37-23-20 (94 points) **STANDINGS:** 1st Norris

PLAYER	GP	G	A	P	+/-	PIM	EV	PP	SHG	GWG
Bobby Smith	80	43	71	114	+10	82	23	20	0	4
Dino Ciccarelli	76	55	51	106	+14	138	35	20	0	4
Neal Broten	73	38	60	98	+14	42	29	7	2	4
Steve Payne	74	33	45	78	+20	76	22	11	0	3
Craig Hartsburg	76	17	60	77	+11	117	12	5	0	2
Al MacAdam	79	18	43	61	+9	37	11	5	2	4
Steve Christoff	69	26	29	55	+9	14	22	4	0	1
Brad Palmer	72	22	23	45	-13	18	15	7	0	3
Tom McCarthy	40	12	30	42	+10	36	9	3	0	1
Tim Young	49	10	31	41	E	67	9	1	0	1
Gordie Roberts	79	4	30	34	-1	119	4	0	0	0
Brad Maxwell	51	10	21	31	+6	96	9	0	1	1
Mike Eaves	25	11	10	21	+2	0	9	2	0	1
Kent-Erik Andersson	70	9	12	21	-5	18	9	0	0	2
Anders Hakansson	72	12	4	16	-12	29	8	0	4	1
Fred Barrett	69	1	15	16	-12	89	1	0	0	0
Curt Giles	74	3	12	15	15	87	3	0	0	1
Jack Carlson	57	8	4	12	-5	103	7	1	0	1
Bill Nyrop	42	4	8	12	14	35	3	0	1	1
Ken Solheim	29	4	5	9	-8	4	2	2	0	2
Kevin Maxwell	12	1	4	5	-1	8	1	0	0	0
Gary Sargent	15	0	5	5	+5	18	0	0	0	0
Mark Johnson	10	2	2	4	-4	10	1	1	0	0
Murray Brumwell	21	0	3	3	E	18	0	0	0	0
Ron Meighan	7	1	1	2	-2	2	1	0	0	0
Daniel Poulin	3	1	2	+1	2	1	1	0	0	0
Tom Youngmans	3	1	0	1	+1	0	0	0	1	0
Mike Antonovich	2	0	0	0	-1	0	0	0	0	0
Jim Dobson	6	0	0	0	E	4	0	0	0	0
Ron Friest	10	0	0	0	-4	31	0	0	0	0
Peter Hayek	1	0	0	0	-1	0	0	0	0	0
Archie Henderson	1	0	0	0	E	0	0	0	0	0
Udo Kiessling	1	0	0	0	E	2	0	0	0	0
Roger Melin	2	0	0	0	E	0	0	0	0	0
Dave Richter	3	0	0	0	E	11	0	0	0	0
Warren Young	1	0	0	0	-3	0	0	0	0	0

GOALTENDER	GP	W	L	OT/SOL	SA	SV	SV%	GAA	SO	A
Gilles Meloche	51	26	15	9	-	-	-	3.47	1	1
Don Beaupre	29	11	8	9	-	-	-	3.54	0	0
Lindsay Middlebrook	3	0	0	2	-	-	-	3.00	0	0

SEASON SCHEDULE & RESULTS

#	DATE	OPPONENT	RESULT	SCORE	RECORD	#	DATE	OPPONENT	RESULT	SCORE	RECORD
1	10/8	TOR	T	3-3	0-0-1	41	1/9	MTL	T*	3-3	15-12-14
2	10/10	NYR	W	7-0	1-0-1	42	1/11	@ NYR	L	3-5	15-13-14
3	10/12	@ QUE	W	4-2	2-0-1	43	1/13	NYR	L	0-2	15-14-14
4	10/14	@ TOR	W	2-1	3-0-1	44	1/16	QUE	W	4-1	16-14-14
5	10/17	@ PIT	L	2-5	3-1-1	45	1/17	CHI	W	7-5	17-14-14
6	10/18	@ PHI	L	2-3	3-2-1	46	1/20	@ COL	W	3-1	18-14-14
7	10/22	STL	T	5-5	3-2-2	47	1/21	@ LAK	T	3-3	18-14-15
8	10/24	LAK	W	6-3	4-2-2	48	1/23	CHI	W	8-4	19-14-15
9	10/25	@ BUF	W	6-3	5-2-2	49	1/25	@ TOR	W	9-2	20-14-15
10	10/28	CGY	W	6-1	6-2-2	50	1/27	DET	W	8-6	21-14-15
11	10/31	DET	W	5-4	7-2-2	51	1/28	@ STL	L	3-8	21-15-15
12	11/4	@ WSH	W	6-1	8-2-2	52	1/30	@ NYI	L	2-4	21-16-15
13	11/7	@ HFD	L	2-4	8-3-2	53	2/3	@ PIT	W	9-6	22-16-15
14	11/8	@ BOS	W	4-1	9-3-2	54	2/4	@ PHI	T	3-3	22-16-16
15	11/11	WPG	W	15-2	10-3-2	55	2/7	@ CHI	L	2-5	22-17-16
16	11/14	QUE	T	5-5	10-3-3	56	2/11	BOS	L	2-4	22-18-16
17	11/18	@ WPG	W	6-4	11-3-3	57	2/13	DET	W	6-1	23-18-16
18	11/19	EDM	T	2-2	11-3-4	58	2/15	@ TOR	T	3-3	23-18-17
19	11/21	CHI	L	4-6	11-4-4	59	2/17	@ EDM	L	4-7	23-19-17
20	11/22	@ CHI	T	1-1	11-4-5	60	2/18	@ CGY	T	2-2	23-19-18
21	11/25	WSH	T	4-4	11-4-6	61	2/20	WSH	W	7-3	24-19-18
22	11/27	@ WPG	T	5-5	11-4-7	62	2/22	HFD	W	8-7	25-19-18
23	11/28	PHI	W	5-3	12-4-7	63	2/24	TOR	W	7-5	26-19-18
24	11/30	COL	T	2-2	12-4-8	64	2/27	BUF	T	5-5	26-19-19
25	12/2	@ VAN	L	0-5	12-5-8	65	2/28	@ DET	W	5-4	27-19-19
26	12/5	NYI	L	5-8	12-6-8	66	3/3	DET	W	6-4	28-19-19
27	12/9	MTL	T	6-6	12-6-9	67	3/6	VAN	W	3-1	29-19-19
28	12/10	@ DET	L	1-4	12-7-9	68	3/8	STL	W	8-1	30-19-19
29	12/12	CHI	W	6-3	13-7-9	69	3/10	NYI	T	4-4	30-19-20
30	12/15	@ STL	L	2-4	13-8-9	70	3/13	@ STL	W	3-2	31-19-20
31	12/17	WPG	L	2-4	13-9-9	71	3/15	PIT	W	4-3	32-19-20
32	12/19	@ EDM	L	6-9	13-10-9	72	3/17	WPG	L	2-3	32-20-20
33	12/22	@ VAN	T	4-4	13-10-10	73	3/20	@ MTL	L	1-5	32-21-20
34	12/23	@ CGY	T	4-4	13-10-11	74	3/22	LAK	W	4-2	33-21-20
35	12/26	STL	W	6-3	14-10-11	75	3/25	@ DET	W	4-3	34-21-20
36	12/28	COL	T	4-4	14-10-12	76	3/27	@ BOS	W	6-5	35-21-20
37	12/31	@ BUF	L	2-4	14-11-12	77	3/28	@ HFD	W	5-2	36-21-20
38	1/2	@ TOR	W	6-2	15-11-12	78	3/30	WPG	L	5-7	36-22-20
39	1/5	@ STL	L	1-4	15-12-12	79	4/2	@ WPG	W	5-2	37-22-20
40	1/6	TOR	T	3-3	15-12-13	80	4/4	@ CHI	L	3-4	37-23-20

GM: Lou Nanne **HEAD COACH:** Glen Sonmor
RECORD: 35-28-17 (87 points) **STANDINGS:** 3rd Adams

1980-81 

PLAYER	GP	G	A	P	+/-	PIM	EV	PP	SHG	GWG
Bobby Smith	78	29	64	93	+1	73	16	13	0	7
Tim Young	74	25	41	66	+6	40	15	10	0	4
Al MacAdam	78	21	39	60	-6	94	15	6	0	7
Steve Payne	76	30	28	58	+14	88	19	11	0	2
Tom McCarthy	62	23	25	48	+3	62	19	4	0	2
Craig Harshbarg	74	13	20	43	-9	124	5	8	0	2
Kent-Erik Andersson	77	17	24	41	+8	22	12	1	4	2
Steve Christoff	56	26	13	39	-9	58	17	9	0	2
Gordie Roberts	50	6	31	37	+2	94	3	3	0	0
Mike Eaves	48	10	24	34	+1	18	8	1	1	1
Dino Ciccarelli	32	18	12	30	+2	29	10	8	0	0
Curt Giles	67	5	22	27	+9	56	4	1	0	1
Greg Smith	74	5	21	26	+7	126	4	1	0	1
Glen Sharpley	28	12	12	24	-4	18	6	6	0	0
Ron Zanussi	41	6	11	17	+3	89	6	0	0	0
Mike Fidler	20	5	12	17	+5	6	5	0	0	0
Brad Maxwell	27	3	13	16	-1	98	0	3	0	1
Mike Polich	74	8	5	13	-2	19	7	0	1	0
Fred Barrett	62	4	8	12	+1	72	4	0	0	1
Gary Sargent	23	4	7	11	-1	36	2	2	0	0
Tom Younghans	74	4	6	10	-8	79	2	1	1	2
Paul Shmyr	61	1	9	10	+4	79	1	0	0	0
Jack Carlson	43	7	2	9	-5	108	7	0	0	0
Brad Palmer	23	4	4	8	-6	22	4	0	0	0
Ken Solheim	5	2	1	3	0	0	2	0	0	0
Don Jackson	10	0	3	3	+3	19	0	0	0	0
Kevin Maxwell	6	0	3	3	-1	7	0	0	0	0
Neal Broten	3	2	0	2	+1	12	2	0	0	0
Ron Friest	4	1	0	1	-2	10	1	0	0	0
Murray Brumwell	1	0	0	0	+1	0	0	0	0	0
Joe Contini	1	0	0	0	E	0	0	0	0	0
Jim Dobson	1	0	0	0	E	0	0	0	0	0
Rob Flockhart	2	0	0	0	-2	0	0	0	0	0
Jon Fontas	1	0	0	0	E	0	0	0	0	0
Roger Melin	1	0	0	0	-1	0	0	0	0	0

GOALTENDER	GP	W	L	OT/SOL	SA	SV	SV%	GAA	SO	A
Don Beaupre	44	18	14	11	-	-	-	3.20	0	1
Gilles Meloche	38	17	14	6	-	-	-	3.25	2	0

SEASON SCHEDULE & RESULTS

#	DATE	OPPONENT	RESULT	SCORE	RECORD	#	DATE	OPPONENT	RESULT	SCORE	RECORD
1	10/11	HFD	W	9-3	1-0-0	41	1/12	@ BOS	L	3-4	20-11-10
2	10/15	BOS	W	3-2	2-0-0	42	1/14	@ BUF	T*	1-1	20-11-11
3	10/17	@ COL	T	5-5	2-0-1	43	1/17	QUE	W	7-1	21-11-11
4	10/18	@ CGY	L	2-6	2-1-1	44	1/19	MTL	W	6-3	22-11-11
5	10/22	QUE	W	4-2	3-1-1	45	1/21	@ WSH	W	2-1	23-11-11
6	10/24	@ EDM	W	4-2	4-1-1	46	1/22	@ PHI	L	4-5	23-12-11
7	10/25	WPG	W	4-1	5-1-1	47	1/24	EDM	W	6-1	24-12-11
8	10/29	STL	T	2-2	5-1-2	48	1/26	CGY	W	3-2	25-12-11
9	11/1	PIT	W	6-3	6-1-2	49	1/28	@ PIT	L	1-3	25-13-11
10	11/2	CGY	W	8-3	7-1-2	50	1/29	@ DET	T	3-3	25-13-12
11	11/7	@ VAN	L	2-3	7-2-2	51	1/31	NYR	L	3-7	25-14-12
12	11/9	@ CHI	W	7-1	8-2-2	52	2/4	@ QUE	L	2-6	25-15-12
13	11/11	@ NYI	T	6-6	8-2-3	53	2/5	@ MTL	L	0-7	25-16-12
14	11/12	@ HFD	W	5-1	9-2-3	54	2/7	@ NYI	T	5-5	25-16-13
15	11/15	CHI	W	5-2	10-2-3	55	2/8	@ NYR	T	3-3	25-16-14
16	11/17	NYI	L	1-2	10-3-3	56	2/12	TOR	L	3-4	25-17-14
17	11/19	@ PIT	W	3-2	11-3-3	57	2/14	HFD	W	7-4	26-17-14
18	11/20	@ PHI	T	1-1	11-3-4	58	2/15	VAN	W	7-2	27-17-14
19	11/22	CHI	L	2-6	11-4-4	59	2/18	COL	W	6-2	28-17-14
20	11/26	@ QUE	L	2-5	11-5-4	60	2/20	@ WPG	W	5-3	29-17-14
21	11/29	@ MTL	W	4-2	12-5-4	61	2/21	@ TOR	L	3-5	29-18-14
22	12/1	@ NYR	W	5-3	13-5-4	62	2/23	NYI	L	1-4	29-19-14
23	12/3	@ WSH	T	3-3	13-5-5	63	2/25	@ HFD	L	2-3	29-20-14
24	12/6	BUF	T	3-3	13-5-6	64	2/26	@ BOS	L	1-5	29-21-14
25	12/7	DET	T	1-1	13-5-7	65	2/28	PHI	L	2-4	29-22-14
26	12/9	@ STL	L	1-4	13-6-7	66	3/4	BOS	T	3-3	29-22-15
27	12/10	LAK	L	2-7	13-7-7	67	3/7	PIT	W	8-5	30-22-15
28	12/13	WPG	W	4-3	14-7-7	68	3/9	MTL	T	1-1	30-22-16
29	12/15	TOR	L	3-6	14-8-7	69	3/11	BUF	W	3-1	31-22-16
30	12/17	@ TOR	L	2-4	14-9-7	70	3/12	@ CGY	L	3-6	31-23-16
31	12/20	NYR	T	3-3	14-9-8	71	3/14	@ LAK	L	4-10	31-24-16
32	12/23	@ DET	W	6-2	15-9-8	72	3/18	EDM	L	3-5	31-25-16
33	12/26	@ WPG	W	5-3	16-9-8	73	3/20	@ EDM	T	1-1	31-25-17
34	12/27	COL	W	6-4	17-9-8	74	3/22	DET	W	9-3	32-25-17
35	12/30	PHI	W	6-5	18-9-8	75	3/24	LAK	L	3-4	32-26-17
36	1/3	WSH	W	3-0	19-9-8	76	3/28	@ LAK	L	2-3	32-27-17
37	1/4	@ BUF	T	2-2	19-9-9	77	3/29	@ VAN	W	4-2	33-27-17
38	1/7	VAN	T	1-1	19-9-10	78	3/31	STL	W	6-3	34-27-17
39	1/9	@ COL	L	2-4	19-10-10	79	4/4	@ STL	W	5-0	35-27-17
40	1/10	WSH	W	3-2	20-10-10	80	4/5	@ CHI	L	4-8	35-28-17

N 1979-80

GM: Lou Nanne **HEAD COACH:** Glen Sonmor
RECORD: 36-28-16 (88 points) **STANDINGS:** 3rd Adams

PLAYER	GP	G	A	P	+/-	PIM	EV	PP	SHG	GWG
Al MacAdam	80	42	51	93	+36	24	29	13	0	2
Steve Payne	80	42	43	85	+37	40	26	16	0	2
Bobby Smith	61	27	56	83	+16	24	18	9	0	3
Tim Young	77	31	43	74	+14	24	24	5	2	5
Glen Sharpley	51	20	27	47	-1	38	14	6	0	0
Mike Eaves	56	18	28	46	+3	11	9	9	0	3
Ron Zanussi	72	14	31	45	+4	93	12	2	0	3
Craig Hartsburg	79	14	30	44	-2	81	7	7	0	2
Brad Maxwell	58	7	30	37	+9	126	7	0	0	0
Tom McCarthy	68	16	20	36	-7	39	15	1	0	5
Gary Sargent	52	13	21	34	+12	22	10	3	0	1
Mike Polich	78	10	14	24	E	20	10	0	0	1
Fred Barrett	80	8	14	22	+17	71	8	0	0	0
Kent-Erik Andersson	61	9	10	19	-3	8	8	1	0	3
Greg Smith	55	5	13	18	-1	103	3	1	1	1
Paul Shmyr	63	3	15	18	+25	84	3	0	0	1
Tom Youngmans	79	10	6	16	-3	92	9	0	1	0
Steve Christoff	20	8	7	15	+3	19	8	0	0	1
Per-Olov Brasar	22	1	14	15	+1	0	1	0	0	1
Mike Fidler	24	5	4	9	+3	13	4	1	0	0
Curt Giles	37	2	7	9	-9	31	1	1	0	1
Kris Manery	28	3	4	7	-5	16	3	0	0	0
Rob Flockhart	10	1	3	4	-4	2	1	0	0	1
Don Jackson	10	0	4	4	+4	18	0	0	0	0
Dan Chicoine	24	1	2	3	-10	12	1	0	0	0
Dave Hanson	22	1	1	2	-5	39	1	0	0	0
Jim Dobson	1	0	0	0	E	0	0	0	0	0
Jon Fontas	1	0	0	0	-1	0	0	0	0	0
Robbie Laird	1	0	0	0	-2	0	0	0	0	0
Tony White	6	0	0	0	-2	4	0	0	0	0

GOALTENDER	GP	W	L	OT/SOL	SA	SV	SV%	GAA	SO	A
Gilles Meloche	54	27	20	5	-	-	-	3.06	1	1
Gary Edwards	26	9	7	10	-	-	-	3.20	0	0
Steve Janaszak	1	0	0	1	-	-	-	2.00	0	0
Jean-Louis Levasseur	1	0	1	0	-	-	-	7.00	0	0

SEASON SCHEDULE & RESULTS

#	DATE	OPPONENT	RESULT	SCORE	RECORD	#	DATE	OPPONENT	RESULT	SCORE	RECORD
1	10/11	HFD	W	4-1	1-0-0	41	1/16	STL	W	7-3	22-11-8
2	10/13	CHI	W	5-1	2-0-0	42	1/19	DET	L	4-5	22-12-8
3	10/14	@ BUF	W	5-4	3-0-0	43	1/21	@ BOS	L	0-3	22-13-8
4	10/17	@ TOR	L	2-6	3-1-0	44	1/23	@ QUE	L	4-6	22-14-8
5	10/19	@ WPG	L	2-3	3-2-0	45	1/26	LAK	T*	4-4	22-14-9
6	10/21	@ EDM	T*	5-5	3-2-1	46	1/27	@ CHI	L	0-3	22-15-9
7	10/24	STL	W	5-2	4-2-1	47	1/29	@ NYI	T*	2-2	22-15-10
8	10/27	NYR	W	7-2	5-2-1	48	1/31	@ PHI	L	2-4	22-16-10
9	10/31	@ DET	W	5-3	6-2-1	49	2/2	VAN	L	4-5	22-17-10
10	11/1	@ MTL	L	1-5	6-3-1	50	2/3	COL	W	6-2	23-17-10
11	11/3	WSH	W	7-1	7-3-1	51	2/9	@ PIT	W	5-2	24-17-10
12	11/6	@ VAN	T*	7-7	7-3-2	52	2/10	@ HFD	W	6-2	25-17-10
13	11/9	@ COL	W	6-5	8-3-2	53	2/13	EDM	L	3-5	25-18-10
14	11/10	@ LAK	T*	6-6	8-3-3	54	2/16	ATL	T*	2-2	25-18-11
15	11/14	QUE	W	7-2	9-3-3	55	2/18	QUE	W	6-2	26-18-11
16	11/17	BUF	L	2-4	9-4-3	56	2/19	@ ATL	T	4-4	26-18-12
17	11/18	@ CHI	T*	3-3	9-4-4	57	2/21	@ NYI	W	5-2	27-18-12
18	11/21	NYI	W	3-1	10-4-4	58	2/23	NYR	W	6-3	28-18-12
19	11/24	DET	T*	3-3	10-4-5	59	2/24	@ DET	L	5-7	28-19-12
20	11/25	@ BUF	L	2-6	10-5-5	60	2/26	VAN	W	5-4	29-19-12
21	11/28	@ NYR	T*	4-4	10-5-6	61	2/28	@ MTL	L	3-6	29-20-12
22	11/29	@ PHI	L	4-6	10-6-6	62	3/1	CHI	L	1-4	29-21-12
23	12/1	WPG	T*	4-4	10-6-7	63	3/2	BUF	T*	2-2	29-21-13
24	12/5	EDM	W	6-1	11-6-7	64	3/5	@ QUE	T*	3-3	29-21-14
25	12/7	ATL	W	4-1	12-6-7	65	3/8	PHI	L	2-6	29-22-14
26	12/12	@ WSH	W	5-4	13-6-7	66	3/9	@ NYR	L	2-4	29-23-14
27	12/14	@ ATL	L	2-3	13-7-7	67	3/12	MTL	L	3-4	29-24-14
28	12/15	@ STL	W	3-1	14-7-7	68	3/15	@ PIT	L	2-5	29-25-14
29	12/17	TOR	W	5-1	15-7-7	69	3/16	@ HFD	W	6-1	30-25-14
30	12/19	MTL	W	5-2	16-7-7	70	3/18	PIT	W	4-3	31-25-14
31	12/26	WPG	W	6-0	17-7-7	71	3/19	BOS	W	7-4	32-25-14
32	12/27	@ COL	L	3-4	17-8-7	72	3/21	@ WSH	W	4-3	33-25-14
33	12/29	@ LAK	L	3-4	17-9-7	73	3/23	COL	W	7-1	34-25-14
34	12/31	PIT	W	4-2	18-9-7	74	3/25	TOR	W	7-2	35-25-14
35	1/2	BOS	W	2-1	19-9-7	75	3/28	@ WPG	W	2-1	36-25-14
36	1/5	WSH	T*	2-2	19-9-8	76	3/30	@ VAN	L	3-5	36-26-14
37	1/7	PHI	W	7-1	20-9-8	77	4/1	NYI	T*	1-1	36-26-15
38	1/9	HFD	W	6-2	21-9-8	78	4/2	@ EDM	T*	1-1	36-26-16
39	1/12	LAK	L	5-6	21-10-8	79	4/5	@ TOR	L	1-2	36-27-16
40	1/15	@ STL	L	1-2	21-11-8	80	4/6	@ BOS	L	2-4	36-28-16

GM: Lou Nanne **HEAD COACH:** Harry Howell - Glen Sonmor
RECORD: 28-40-12 (68 points) **STANDINGS:** 4th Adams

1978-79 

PLAYER	GP	G	A	P	+/-	PIM	EV	PP	SHG	GWG
Bobby Smith	80	30	44	74	-8	39	21	9	0	4
Al MacAdam	69	24	34	58	E	30	18	6	0	4
Tim Young	73	24	32	56	-12	46	16	8	0	5
Glen Sharpley	80	19	34	53	-18	30	14	5	0	1
Mike Fidler	59	23	26	49	-25	42	19	4	0	3
Gary Sargent	79	12	32	44	-10	39	4	8	0	1
Steve Payne	70	23	17	40	-5	29	20	3	0	2
Brad Maxwell	70	9	28	37	-13	145	4	5	0	0
Kris Manery	60	17	19	36	-13	16	14	3	0	1
Per-Olov Brasar	68	6	28	34	-4	6	4	2	0	0
Greg Smith	80	5	27	32	-21	147	4	1	0	1
Ron Zanussi	63	14	16	30	+5	82	11	3	0	0
J.P. Parise	57	13	9	22	-12	45	12	1	0	0
Jean Potvin	64	5	16	21	-10	65	1	2	2	1
Tom Youngmans	76	8	10	18	-23	50	8	0	0	1
Mike Polich	73	6	10	16	-13	18	6	0	0	0
Kent-Erik Andersson	41	9	4	13	-6	4	5	2	2	4
Fred Barrett	45	1	9	10	-4	48	1	0	0	0
Bryan Maxwell	25	1	6	7	-13	46	1	0	0	0
Alex Pirus	15	1	3	4	-8	9	1	0	0	0
Bill Butters	49	0	4	4	-12	47	0	0	0	0
Jack Carlson	16	3	0	3	+2	40	3	0	0	0
Jim Roberts	11	2	1	3	-5	0	2	0	0	0
Bill Hogaboam	10	1	1	2	-1	0	1	0	0	0
Jim McKenny	10	1	1	2	-3	2	0	1	0	0
John Baby	2	0	1	1	-2	0	0	0	0	0
Chuck Arnason	1	0	0	0	E	0	0	0	0	0
Dan Chicoine	1	0	0	0	E	0	0	0	0	0
Mike Eaves	3	0	0	0	-1	0	0	0	0	0
Don Jackson	5	0	0	0	-1	2	0	0	0	0
Dennis Maruk	2	0	0	0	-1	0	0	0	0	0

GOALTENDER	GP	W	L	OT/SOL	SA	SV	SV%	GAA	SO	A
Gilles Meloche	53	20	25	7	-	-	-	3.33	2	1
Gary Edwards	25	6	11	5	-	-	-	3.72	0	1
Pete LoPresti	7	2	4	0	-	-	-	4.87	0	0

SEASON SCHEDULE & RESULTS

#	DATE	OPPONENT	RESULT	SCORE	RECORD	#	DATE	OPPONENT	RESULT	SCORE	RECORD
1	10/11	@ MTL	L	2-5	0-1-0	41	1/13	CHI	W	4-3	15-21-5
2	10/14	BUF	L	2-5	0-2-0	42	1/15	@ NYR	W	8-1	16-21-5
3	10/18	VAN	W	7-2	1-2-0	43	1/16	@ PIT	L	0-5	16-22-5
4	10/19	@ CHI	L	2-6	1-3-0	44	1/19	@ COL	L	3-5	16-23-5
5	10/21	@ DET	T	4-4	1-3-1	45	1/20	COL	T	3-3	16-23-6
6	10/25	BOS	T	2-2	1-3-2	46	1/24	TOR	T	2-2	16-23-7
7	10/28	COL	L	0-1	1-4-2	47	1/27	PHI	W	3-1	17-23-7
8	11/1	STL	W	9-1	2-4-2	48	1/28	@ BUF	W	3-1	18-23-7
9	11/4	BUF	W	2-1	3-4-2	49	1/30	@ NYI	W	5-4	19-23-7
10	11/5	@ BUF	L	1-2	3-5-2	50	2/1	DET	W	6-1	20-23-7
11	11/7	@ NYI	L	2-5	3-6-2	51	2/3	BUF	L	1-2	20-24-7
12	11/8	@ NYR	W	5-3	4-6-2	52	2/4	TOR	W	6-4	21-24-7
13	11/10	@ VAN	W	3-2	5-6-2	53	2/14	VAN	W	8-1	22-24-7
14	11/11	@ LAK	L	1-8	5-7-2	54	2/15	@ PIT	L	5-6	22-25-7
15	11/15	WSH	L	2-3	5-8-2	55	2/17	BOS	T	3-3	22-25-8
16	11/18	NYR	L	2-7	5-9-2	56	2/18	@ PHI	L	2-3	22-26-8
17	11/19	@ BUF	L	2-9	5-10-2	57	2/21	TOR	W	5-1	23-26-8
18	11/22	NYI	L	1-4	5-11-2	58	2/23	@ ATL	T	2-2	23-26-9
19	11/24	@ PHI	L	3-4	5-12-2	59	2/24	ATL	L	3-6	23-27-9
20	11/25	LAK	L	1-4	5-13-2	60	2/28	NYR	T	4-4	23-27-10
21	11/29	TOR	L	3-5	5-14-2	61	3/1	@ BUF	T	5-5	23-27-11
22	12/1	@ ATL	W	4-3	6-14-2	62	3/3	@ BOS	L	0-5	23-28-11
23	12/2	ATL	W	5-3	7-14-2	63	3/4	@ WSH	L	4-5	23-29-11
24	12/6	LAK	W	4-0	8-14-2	64	3/7	DET	W	5-1	24-29-11
25	12/9	COL	W	3-0	9-14-2	65	3/10	BOS	L	3-4	24-30-11
26	12/10	@ BOS	T	4-4	9-14-3	66	3/11	@ STL	L	2-8	24-31-11
27	12/13	MTL	L	2-3	9-15-3	67	3/14	MTL	W	4-3	25-31-11
28	12/15	@ WSH	W	6-1	10-15-3	68	3/17	@ TOR	L	4-6	25-32-11
29	12/16	BUF	L	2-5	10-16-3	69	3/18	NYI	L	3-5	25-33-11
30	12/19	VAN	W	5-3	11-16-3	70	3/21	PHI	W	7-3	26-33-11
31	12/20	@ TOR	L	2-4	11-17-3	71	3/24	@ COL	W	3-1	27-33-11
32	12/23	PIT	W	5-3	12-17-3	72	3/25	@ VAN	L	1-2	27-34-11
33	12/26	@ STL	W	6-4	13-17-3	73	3/27	PIT	L	1-5	27-35-11
34	12/27	WSH	W	6-1	14-17-3	74	3/29	@ BOS	L	4-7	27-36-11
35	12/30	@ COL	L	2-7	14-18-3	75	3/31	@ TOR	L	2-6	27-37-11
36	1/3	STL	T	3-3	14-18-4	76	4/1	@ DET	L	1-3	27-38-11
37	1/6	BOS	L	2-5	14-19-4	77	4/3	CHI	W	4-3	28-38-11
38	1/8	@ MTL	L	1-3	14-20-4	78	4/4	@ CHI	L	1-7	28-39-11
39	1/10	@ TOR	T	2-2	14-20-5	79	4/6	@ VAN	T	2-2	28-39-12
40	1/11	@ BOS	L	4-6	14-21-5	80	4/7	@ LAK	L	1-7	28-40-12

N 1977-78

GM: Jack Gordon, Lou Nanne **HEAD COACH:** Ted Harris, Andre Beaulieu, Lou Nanne
RECORD: 18-53-9 (45 points) **STANDINGS:** 5th Smythe

PLAYER	GP	G	A	P	+/-	PIM	EV	PP	SHG	GWG
Roland Eriksson	78	21	39	60	-29	12	18	3	0	1
Tim Young	78	23	35	58	-37	64	18	5	0	2
Per-Olov Brasar	77	20	37	57	-7	6	11	7	2	2
Glen Sharpley	79	22	33	55	-33	42	16	6	0	3
Brad Maxwell	75	18	29	47	-57	100	6	12	0	0
Kent-Erik Andersson	73	15	18	33	-17	4	12	3	0	1
Ron Zanussi	68	15	17	32	-20	89	11	4	0	2
Steve Jensen	74	13	17	30	-30	73	11	2	0	1
Dean Talaufos	75	13	16	29	-16	25	11	2	0	2
Pierre Jarry	35	9	17	26	-9	2	8	1	0	1
Harvey Bennett	64	11	10	21	-32	91	10	1	0	0
Nick Beverley	57	7	14	21	-1	18	7	0	0	1
Tom Youngmans	72	10	8	18	-10	100	9	1	0	0
Jim Roberts	42	4	14	18	-14	19	4	0	0	0
Alex Pirus	61	9	6	15	-25	38	8	1	0	1
Fred Barrett	79	0	15	15	-35	59	0	0	0	0
Doug Hicks	61	2	9	11	-28	51	2	0	0	0
Bryan Maxwell	18	2	5	7	+2	41	1	1	0	0
Tom Reid	36	1	6	7	-26	21	1	0	0	1
Jerry Engele	52	1	5	6	-10	105	0	0	1	0
Bill Hogaboam	8	1	2	3	-5	4	1	0	0	0
Dennis O'Brien	13	0	2	2	-5	32	0	0	0	0
Bill Butters	23	1	0	1	-3	30	1	0	0	0
Bill Fairbairn	6	0	1	1	-1	0	0	0	0	0
Lou Nanne	26	0	1	1	-14	8	0	0	0	0
Chris Ahrens	1	0	0	0	E	0	0	0	0	0
Jim Boo	6	0	0	0	-6	22	0	0	0	0
Jamie Gallimore	2	0	0	0	E	0	0	0	0	0
Don Jackson	2	0	0	0	+1	2	0	0	0	0
Dean Magee	7	0	0	0	-3	4	0	0	0	0

GOALTENDER	GP	W	L	OT/SOL	SA	SV	SV%	GAA	SO	A
Pete LoPresti	53	12	35	6	-	-	-	4.23	2	2
Paul Harrison	27	6	16	2	-	-	-	3.82	1	0
Gary Smith	3	0	2	1	-	-	-	3.00	0	0

SEASON SCHEDULE & RESULTS

#	DATE	OPPONENT	RESULT	SCORE	RECORD	#	DATE	OPPONENT	RESULT	SCORE	RECORD
1	10/12	@ MTL	L	3-7	0-1-0	41	1/14	@ STL	L	2-5	9-27-5
2	10/15	VAN	L	3-5	0-2-0	42	1/18	NYI	L	2-5	9-28-5
3	10/19	@ ATL	L	1-5	0-3-0	43	1/21	CHI	L	1-4	9-29-5
4	10/20	CLV	L	4-7	0-4-0	44	1/22	ATL	L	3-4	9-30-5
5	10/22	DET	L	2-4	0-5-0	45	1/26	@ BUF	W	2-1	10-30-5
6	10/23	@ BUF	L	1-4	0-6-0	46	1/28	CLV	L	1-2	10-31-5
7	10/26	BOS	W	3-0	1-6-0	47	1/29	@ WSH	W	4-0	11-31-5
8	10/27	@ DET	L	1-3	1-7-0	48	1/31	@ ATL	L	4-7	11-32-5
9	10/29	WSH	W	7-4	2-7-0	49	2/1	@ PIT	L	1-6	11-33-5
10	11/2	NYI	W	3-2	3-7-0	50	2/4	BUF	L	2-4	11-34-5
11	11/5	CHI	L	2-5	3-8-0	51	2/8	@ NYR	L	0-3	11-35-5
12	11/7	@ MTL	W	5-3	4-8-0	52	2/11	VAN	W	3-2	12-35-5
13	11/9	@ CHI	T	2-2	4-8-1	53	2/12	COL	T	3-3	12-35-6
14	11/11	@ VAN	L	2-4	4-9-1	54	2/16	@ PHI	W	4-2	13-35-6
15	11/12	@ LAK	T	2-2	4-9-2	55	2/18	@ TOR	L	4-5	13-36-6
16	11/16	PIT	W	7-4	5-9-2	56	2/19	@ WSH	L	1-2	13-37-6
17	11/19	PHI	L	2-7	5-10-2	57	2/22	LAK	W	4-1	14-37-6
18	11/22	@ ATL	L	2-4	5-11-2	58	2/24	@ COL	L	2-3	14-38-6
19	11/23	NYI	L	2-9	5-12-2	59	2/25	@ VAN	L	1-5	14-39-6
20	11/26	COL	T	4-4	5-12-3	60	2/28	@ STL	L	1-7	14-40-6
21	11/29	ATL	W	4-3	6-12-3	61	3/1	STL	L	2-3	14-41-6
22	12/1	@ BOS	L	2-4	6-13-3	62	3/4	DET	L	1-3	14-42-6
23	12/3	NYR	L	0-4	6-14-3	63	3/5	@ DET	L	3-4	14-43-6
24	12/4	@ NYR	T	4-4	6-14-4	64	3/8	CHI	L	3-4	14-44-6
25	12/6	@ NYI	L	2-4	6-15-4	65	3/11	@ STL	T	1-1	14-44-7
26	12/7	@ TOR	L	3-6	6-16-4	66	3/13	MTL	L	2-5	14-45-7
27	12/10	BUF	L	2-4	6-17-4	67	3/16	@ BOS	L	2-7	14-46-7
28	12/11	@ CHI	L	3-8	6-18-4	68	3/17	@ CLV	T	4-4	14-46-8
29	12/14	MTL	W	3-2	7-18-4	69	3/19	NYR	T	7-7	14-46-9
30	12/16	TOR	L	5-8	7-19-4	70	3/21	PIT	W	7-1	15-46-9
31	12/17	@ COL	L	1-5	7-20-4	71	3/23	LAK	L	1-3	15-47-9
32	12/21	@ LAK	L	1-8	7-21-4	72	3/25	PHI	L	3-4	15-48-9
33	12/23	@ VAN	W	7-5	8-21-4	73	3/26	@ NYI	L	3-6	15-49-9
34	12/27	STL	W	1-0	9-21-4	74	3/28	VAN	W	9-4	16-49-9
35	12/29	@ PHI	L	2-5	9-22-4	75	3/29	@ CLV	L	3-7	16-50-9
36	1/4	NYR	L	3-5	9-23-4	76	4/1	@ COL	L	2-4	16-51-9
37	1/7	BOS	L	1-3	9-24-4	77	4/4	COL	W	5-3	17-51-9
38	1/8	STL	L	1-3	9-25-4	78	4/5	@ PIT	L	2-7	17-52-9
39	1/11	TOR	L	3-4	9-26-4	79	4/8	@ CHI	L	2-4	17-53-9
40	1/13	WSH	T	2-2	9-26-5	80	4/9	@ PHI	W	3-1	18-53-9

GM: Jack Gordon **HEAD COACH:** Ted Harris
RECORD: 23-39-18 (64 points) **STANDINGS:** 2nd Smythe

1976-77 

PLAYER	GP	G	A	P	+/-	PIM	EV	PP	SHG	GWG
Tim Young	80	29	66	95	-32	58	19	10	0	2
Roland Eriksson	80	25	44	69	-29	10	15	10	0	1
Glen Sharpley	80	25	32	57	-21	48	22	2	1	6
Ernie Hicke	77	30	20	50	-32	41	20	10	0	5
Dean Talaous	80	22	27	49	-29	10	13	9	0	2
Steve Jensen	78	22	23	45	-6	62	16	4	2	1
Alex Pirus	79	20	17	37	-20	47	19	1	0	1
Bill Fairbairn	51	9	20	29	-1	2	7	0	2	2
Bill Hogaboam	73	10	15	25	-17	16	10	0	0	0
Dennis O'Brien	75	6	18	24	-35	114	4	2	0	1
Lou Nanne	68	2	20	22	-24	12	0	2	0	0
Pierre Jarry	21	8	13	21	-6	2	4	4	0	1
Jim Roberts	53	11	8	19	-9	14	10	1	0	0
Doug Hicks	79	5	14	19	-31	68	3	1	1	0
Nick Beverley	52	2	17	19	E	6	2	0	0	0
Tom Youngmans	78	8	6	14	-11	35	4	1	3	0
Dwight Bialowas	18	1	9	10	-3	0	0	1	0	0
Fred Barrett	60	1	8	9	-31	46	1	0	0	0
Jerry Engele	31	1	7	8	+3	41	1	0	0	1
Tom Reid	65	0	8	8	-16	52	0	0	0	0
Bill Goldsworthy	16	2	3	5	-8	6	1	1	0	0
Rich Nantais	40	1	3	4	-8	53	1	0	0	0
Blake Dunlop	3	0	1	1	-2	0	0	0	0	0
Chris Ahrens	2	0	0	0	+1	5	0	0	0	0

GOALTENDER	GP	W	L	OT/SOL	SA	SV	SV%	GAA	SO	A
Pete LoPresti	44	13	20	10	-	-	-	3.61	1	1
Gary Smith	36	10	17	8	-	-	-	3.99	1	0
Paul Harrison	2	0	2	0	-	-	-	5.50	0	0

SEASON SCHEDULE & RESULTS

#	DATE	OPPONENT	RESULT	SCORE	RECORD	#	DATE	OPPONENT	RESULT	SCORE	RECORD
1	10/6	@ NYR	L	5-6	0-1-0	41	1/12	@ VAN	L	3-5	10-22-9
2	10/7	@ BOS	L	2-6	0-2-0	42	1/15	@ BOS	T	3-3	10-22-10
3	10/9	COL	W	4-1	1-2-0	43	1/16	@ PHI	L	2-4	10-23-10
4	10/12	NYR	L	4-10	1-3-0	44	1/18	@ NYI	L	2-7	10-24-10
5	10/16	BUF	L	1-2	1-4-0	45	1/20	ATL	T	4-4	10-24-11
6	10/17	@ CHI	L	0-3	1-5-0	46	1/22	BUF	W	4-3	11-24-11
7	10/20	ATL	W	4-3	2-5-0	47	1/23	TOR	L	2-5	11-25-11
8	10/22	@ COL	T	3-3	2-5-1	48	1/26	@ LAK	W	3-2	12-25-11
9	10/23	CHI	W	4-3	3-5-1	49	1/29	@ VAN	L	3-4	12-26-11
10	10/27	@ TOR	W	5-3	4-5-1	50	1/30	@ COL	L	2-4	12-27-11
11	10/30	TOR	L	1-5	4-6-1	51	2/2	@ PIT	L	2-5	12-28-11
12	10/31	@ PHI	L	1-9	4-7-1	52	2/5	VAN	T	5-5	12-28-12
13	11/3	MTL	L	2-5	4-8-1	53	2/6	@ CHI	W	3-0	13-28-12
14	11/6	@ NYI	L	2-5	4-9-1	54	2/9	COL	L	6-8	13-29-12
15	11/7	@ WSH	L	1-4	4-10-1	55	2/12	DET	T	2-2	13-29-13
16	11/10	PIT	W	3-2	5-10-1	56	2/13	@ BUF	L	2-6	13-30-13
17	11/13	NYI	L	2-3	5-11-1	57	2/15	@ WSH	T	3-3	13-30-14
18	11/14	BUF	T	4-4	5-11-2	58	2/17	WSH	T	4-4	13-30-15
19	11/17	CLV	T	3-3	5-11-3	59	2/19	CHI	W	6-2	14-30-15
20	11/19	@ MTL	L	3-6	5-12-3	60	2/20	@ COL	L	2-3	14-31-15
21	11/20	@ TOR	L	3-8	5-13-3	61	2/23	BOS	W	2-1	15-31-15
22	11/24	STL	L	2-4	5-14-3	62	2/25	@ ATL	L	2-6	15-32-15
23	11/27	WSH	W	6-1	6-14-3	63	2/26	VAN	W	3-0	16-32-15
24	11/28	@ NYR	L	1-4	6-15-3	64	3/1	PHI	L	2-5	16-33-15
25	12/1	PHI	T	2-2	6-15-4	65	3/5	COL	W	6-3	17-33-15
26	12/4	NYR	L	4-11	6-16-4	66	3/6	STL	W	3-2	18-33-15
27	12/7	@ PIT	L	2-6	6-17-4	67	3/8	@ NYI	W	3-1	19-33-15
28	12/8	ATL	L	0-5	6-18-4	68	3/9	@ NYR	L	4-6	19-34-15
29	12/10	@ ATL	T	3-3	6-18-5	69	3/12	@ STL	T	3-3	19-34-16
30	12/11	@ STL	T	1-1	6-18-6	70	3/13	NYI	T	5-5	19-34-17
31	12/14	PHI	T	3-3	6-18-7	71	3/16	MTL	L	2-5	19-35-17
32	12/18	VAN	L	1-3	6-19-7	72	3/18	@ CLV	T	2-2	19-35-18
33	12/21	CHI	T	3-3	6-19-8	73	3/20	DET	W	2-1	20-35-18
34	12/22	CLV	L	3-4	6-20-8	74	3/22	PIT	L	2-4	20-36-18
35	12/28	LAK	W	8-3	7-20-8	75	3/26	@ CHI	L	2-7	20-37-18
36	12/30	@ MTL	T	5-5	7-20-9	76	3/28	STL	W	5-4	21-37-18
37	1/1	@ STL	L	1-3	7-21-9	77	3/29	CLV	W	4-2	22-37-18
38	1/5	LAK	W	5-2	8-21-9	78	3/31	@ DET	W	3-1	23-37-18
39	1/6	@ DET	W	7-2	9-21-9	79	4/2	@ LAK	L	2-7	23-38-18
40	1/8	BOS	W	3-1	10-21-9	80	4/3	@ VAN	L	3-6	23-39-18

N 1975-76

GM: Jack Gordon HEAD COACH: Ted Harris
RECORD: 20-53-7 (47 points) STANDINGS: 4th Smythe

PLAYER	GP	G	A	P	+/-	PIM	EV	PP	SHG	GWG
Tim Young	63	18	33	51	-10	71	13	5	0	2
Dean Talafo	79	18	30	48	-12	18	13	4	1	2
Bill Goldsworthy	68	24	22	46	-19	47	18	6	0	3
Dennis Hextall	59	11	35	46	-29	93	9	2	0	0
Ernie Hicke	80	23	19	42	-31	77	17	6	0	4
Pierre Jarry	59	21	18	39	-7	32	18	3	0	0
Bryan Hextall	58	8	20	28	-16	84	4	3	1	1
Dwight Bialowas	58	5	18	23	-9	22	0	5	0	1
Blake Dunlop	33	9	11	20	-9	8	8	1	0	1
Glen Sather	72	9	10	19	-8	94	8	1	0	1
Craig Cameron	78	8	10	18	-27	34	7	1	0	0
Doug Hicks	80	5	13	18	-17	54	2	3	0	1
Lou Nanne	79	3	14	17	-34	45	1	2	0	0
Dennis O'Brien	78	1	14	15	-26	187	1	0	0	0
Tom Reid	69	0	15	15	-24	52	0	0	0	0
Bill Hogaboam	18	7	7	14	-4	6	6	1	0	0
Steve Jensen	19	7	6	13	-5	6	6	1	0	1
Dave Cressman	80	4	8	12	-4	33	4	0	0	1
Fred Barrett	79	2	9	11	-25	66	2	0	0	1
Norm Gratton	32	7	3	10	-12	14	4	3	0	0
John Flesch	33	3	2	5	-8	47	2	1	0	0
Doug Rombough	19	2	2	4	-4	6	2	0	0	1
Bill Plager	20	0	3	3	-5	21	0	0	0	0
Mike Antonovich	12	0	2	2	-4	8	0	0	0	0
Jerry Engele	17	0	1	1	-12	16	0	0	0	0
Chris Ahrens	2	0	0	0	-1	2	0	0	0	0
Rich Nantais	5	0	0	0	-1	17	0	0	0	0

GOALTENDER	GP	W	L	OT/SOL	SA	SV	SV%	GAA	SO	A
Cesare Maniago	47	13	27	5	-	-	-	3.35	2	0
Pete LoPresti	34	7	22	1	-	-	-	4.13	1	0
Paul Harrison	6	0	4	1	-	-	-	5.47	0	0

SEASON SCHEDULE & RESULTS

#	DATE	OPPONENT	RESULT	SCORE	RECORD	#	DATE	OPPONENT	RESULT	SCORE	RECORD
1	10/8	VAN	L	2-3	0-1-0	41	1/14	TOR	L	5-6	13-26-2
2	10/11	PHI	L	5-9	0-2-0	42	1/17	WSH	W	7-3	14-26-2
3	10/15	CAL	W	4-1	1-2-0	43	1/18	@ BUF	L	1-4	14-27-2
4	10/18	CHI	L	1-3	1-3-0	44	1/21	VAN	W	5-1	15-27-2
5	10/19	@ CHI	L	2-3	1-4-0	45	1/23	@ VAN	L	3-8	15-28-2
6	10/22	@ CAL	L	2-4	1-5-0	46	1/25	@ PIT	T	1-1	15-28-3
7	10/24	@ VAN	L	2-4	1-6-0	47	1/27	@ NYI	L	3-4	15-29-3
8	10/26	@ LAK	L	2-4	1-7-0	48	1/28	KCS	W	9-3	16-29-3
9	10/29	KCS	W	2-0	2-7-0	49	1/31	PHI	T	3-3	16-29-4
10	11/1	PIT	W	7-3	3-7-0	50	2/1	@ NYR	L	2-3	16-30-4
11	11/5	STL	L	1-4	3-8-0	51	2/4	@ DET	L	0-5	16-31-4
12	11/7	@ ATL	L	2-3	3-9-0	52	2/7	BUF	L	3-4	16-32-4
13	11/9	@ CHI	L	0-3	3-10-0	53	2/8	@ TOR	L	1-4	16-33-4
14	11/11	@ MTL	L	0-6	3-11-0	54	2/11	BOS	L	2-5	16-34-4
15	11/13	@ BOS	L	0-6	3-12-0	55	2/14	DET	L	2-3	16-35-4
16	11/15	NYR	L	2-5	3-13-0	56	2/15	CAL	L	3-7	16-36-4
17	11/18	@ STL	W	5-1	4-13-0	57	2/17	@ LAK	L	1-2	16-37-4
18	11/19	MTL	L	0-6	4-14-0	58	2/18	@ CAL	L	3-6	16-38-4
19	11/22	ATL	L	3-6	4-15-0	59	2/20	@ VAN	L	0-7	16-39-4
20	11/26	NYI	L	1-9	4-16-0	60	2/22	@ KCS	W	6-3	17-39-4
21	11/29	WSH	W	5-3	5-16-0	61	2/24	NYI	L	2-7	17-40-4
22	12/3	TOR	W	3-1	6-16-0	62	2/26	@ PHI	L	2-3	17-41-4
23	12/6	KCS	W	5-3	7-16-0	63	2/28	NYR	W	5-3	18-41-4
24	12/7	@ PHI	L	1-6	7-17-0	64	3/1	@ TOR	L	2-4	18-42-4
25	12/9	@ NYI	L	0-6	7-18-0	65	3/2	PIT	L	2-6	18-43-4
26	12/11	@ KCS	W	5-3	8-18-0	66	3/6	@ PIT	L	0-5	18-44-4
27	12/13	CHI	W	2-1	9-18-0	67	3/7	VAN	L	3-4	18-45-4
28	12/14	@ WSH	T	4-4	9-18-1	68	3/10	ATL	L	1-4	18-46-4
29	12/17	ATL	W	3-2	10-18-1	69	3/13	CHI	L	1-4	18-47-4
30	12/18	@ BUF	L	2-5	10-19-1	70	3/14	BUF	L	2-8	18-48-4
31	12/20	DET	W	5-3	11-19-1	71	3/16	@ NYI	W	3-1	19-48-4
32	12/21	@ NYR	L	0-2	11-20-1	72	3/17	@ NYR	L	1-3	19-49-4
33	12/26	@ WSH	T	1-1	11-20-2	73	3/21	LAK	T	4-4	19-49-5
34	12/27	@ MTL	L	1-2	11-21-2	74	3/23	PHI	T	3-3	19-49-6
35	12/29	LAK	W	2-1	12-21-2	75	3/24	@ KCS	W	4-1	20-49-6
36	12/31	BOS	L	1-6	12-22-2	76	3/27	@ STL	L	3-6	20-50-6
37	1/3	@ STL	L	2-3	12-23-2	77	3/28	@ CHI	L	3-5	20-51-6
38	1/7	MTL	L	1-2	12-24-2	78	3/30	STL	L	3-5	20-51-6
39	1/8	@ DET	L	0-5	12-25-2	79	4/2	@ ATL	L	2-4	20-53-6
40	1/10	STL	W	2-0	13-25-2	80	4/4	@ BOS	T	2-2	20-53-7

GM: Jack Gordon **HEAD COACH:** Charlie Burns, Jack Gordon
RECORD: 23-50-7 (53 points) **STANDINGS:** 4th Smythe

1974-75 

PLAYER	GP	G	A	P	+/-	PIM	EV	PP	SHG	GWG
Dennis Hextall	80	17	57	74	-44	147	13	4	0	2
Bill Goldsworthy	71	37	35	72	-37	77	25	11	1	3
Murray Oliver	80	19	15	34	-19	24	15	3	1	1
Henry Boucha	51	15	14	29	-12	23	14	1	0	1
Ernie Hicke	42	15	13	28	-26	51	8	7	0	1
Blake Dunlop	52	9	18	27	-7	8	7	2	0	3
Norm Gratton	34	14	12	26	-11	8	10	4	0	1
Fred Stanfield	40	8	18	26	-14	12	6	2	0	1
J.P. Parise	38	9	16	25	-18	40	8	1	0	0
Dean Tafaous	43	8	17	25	-17	6	8	0	0	2
Barry Gibbs	37	4	20	24	-13	22	2	2	0	1
John Flesch	57	8	15	23	-19	47	6	2	0	1
Jude Drouin	38	4	18	22	-19	16	3	1	0	1
Fred Barrett	62	3	18	21	-21	82	3	0	0	0
Doug Hicks	80	6	12	18	-25	51	5	1	0	0
Craig Cameron	40	10	7	17	+5	12	9	1	0	1
Dennis O'Brien	56	6	10	16	-11	125	5	0	1	1
Don Martineau	76	6	9	15	-13	61	6	0	0	0
Lou Nanne	49	6	9	15	-24	35	5	1	0	0
Doug Rombough	40	6	9	15	+1	33	6	0	0	1
Dwight Bialowas	40	2	10	12	-5	2	1	1	0	0
Tom Reid	74	1	5	6	-39	103	1	0	0	1
Rich Nantais	18	4	1	5	+1	9	4	0	0	1
Rod Norrish	12	1	2	3	-2	2	1	0	0	0
Dave Cressman	5	2	0	2	+2	4	2	0	0	0
Alain Langlais	11	1	1	2	-3	2	1	0	0	0
Chris Ahrens	44	0	2	2	-27	77	0	0	0	0
Rick Chinnick	3	0	1	1	E	0	0	0	0	0
Bob Cook	2	0	1	1	-1	0	0	0	0	0
Tom Colley	1	0	0	0	-3	2	0	0	0	0
Kim MacDougall	1	0	0	0	-1	0	0	0	0	0
Bill Plager	7	0	0	0	-3	8	0	0	0	0
John Rogers	4	0	0	0	-1	0	0	0	0	0

GOALTENDER	GP	W	L	OT/SOL	SA	SV	SV%	GAA	SO	A
Cesare Maniago	37	11	21	4	-	-	-	4.20	1	0
Pete LoPresti	35	9	20	3	-	-	-	4.19	1	0
Fern Rivard	15	3	9	0	-	-	-	4.24	0	0

SEASON SCHEDULE & RESULTS

#	DATE	OPPONENT	RESULT	SCORE	RECORD	#	DATE	OPPONENT	RESULT	SCORE	RECORD
1	10/9	PIT	L	2-4	0-1-0	41	1/15	NYR	L	3-5	11-25-6
2	10/12	WSH	W	6-0	1-1-0	42	1/18	@ STL	L	4-5	11-26-5
3	10/16	VAN	T	1-1	1-1-1	43	1/19	@ DET	T	4-4	11-26-6
4	10/19	BUF	L	1-2	1-2-1	44	1/23	MTL	L	0-7	11-27-6
5	10/20	@ CHI	L	0-6	1-3-1	45	1/25	KCS	W	4-1	12-27-6
6	10/22	@ VAN	W	3-2	2-3-1	46	1/28	@ NYI	L	2-6	12-28-6
7	10/25	@ ATL	T	2-2	2-3-2	47	1/29	NYI	L	3-4	12-29-6
8	10/26	@ NYI	L	0-4	2-4-2	48	2/1	@ KCS	W	3-2	13-29-6
9	10/30	BOS	T	3-3	2-4-3	49	2/2	ATL	L	3-5	13-30-6
10	11/3	@ BOS	L	1-10	2-5-3	50	2/5	CHI	L	1-2	13-31-6
11	11/4	@ MTL	L	1-6	2-6-3	51	2/6	@ BOS	L	2-3	13-32-6
12	11/6	@ TOR	L	4-7	2-7-3	52	2/8	PHI	W	5-0	14-32-6
13	11/7	@ PHI	L	0-2	2-8-3	53	2/9	@ ATL	W	3-2	15-32-6
14	11/9	TOR	W	7-5	3-8-3	54	2/12	NYI	L	2-4	15-33-6
15	11/13	DET	W	7-4	4-8-3	55	2/15	NYR	L	2-9	15-34-6
16	11/14	@ BUF	L	3-5	4-9-3	56	2/16	CAL	W	8-4	16-34-6
17	11/16	KCS	W	3-1	5-9-3	57	2/19	ATL	L	2-4	16-35-6
18	11/18	@ MTL	L	4-9	5-10-3	58	2/22	VAN	W	4-1	17-35-6
19	11/21	STL	W	3-2	6-10-3	59	2/23	@ KCS	L	2-4	17-36-6
20	11/23	CAL	W	3-1	7-10-3	60	2/25	TOR	L	2-9	17-37-6
21	11/24	@ WSH	T	4-4	7-10-4	61	2/26	@ CAL	W	3-1	18-37-6
22	11/27	WSH	W	6-4	8-10-4	62	3/1	@ LAK	L	4-7	18-38-6
23	11/30	CHI	W	5-3	9-10-4	63	3/4	VAN	W	6-4	19-38-6
24	12/1	@ CHI	L	0-3	9-11-4	64	3/5	PHI	L	2-9	19-39-6
25	12/3	@ VAN	L	5-6	9-12-4	65	3/8	@ TOR	L	3-5	19-40-6
26	12/4	@ LAK	L	1-4	9-13-4	66	3/9	STL	L	4-5	19-41-6
27	12/6	@ CAL	L	3-5	9-14-4	67	3/12	@ ATL	L	4-9	19-42-6
28	12/8	@ BUF	L	0-5	9-15-4	68	3/15	CHI	L	2-5	19-43-6
29	12/10	MTL	L	3-5	9-16-4	69	3/16	DET	W	4-3	20-43-6
30	12/12	@ PHI	L	0-6	9-17-4	70	3/18	LAK	L	3-5	20-44-6
31	12/14	BUF	W	4-2	10-17-4	71	3/20	@ WSH	W	5-1	21-44-6
32	12/18	@ NYR	L	0-7	10-18-4	72	3/22	@ PHI	L	0-4	21-45-6
33	12/21	PIT	W	8-7	11-18-4	73	3/23	NYI	T	3-3	21-45-7
34	12/26	@ DET	T	4-4	11-18-5	74	3/25	KCS	W	2-1	22-45-7
35	12/28	@ STL	L	2-4	11-19-5	75	3/26	@ NYR	W	4-2	23-45-7
36	12/30	NYR	L	1-8	11-20-5	76	3/29	@ STL	L	1-2	23-46-7
37	1/2	@ PIT	L	3-6	11-21-5	77	3/30	@ PIT	L	1-4	23-47-7
38	1/4	BOS	L	0-8	11-22-5	78	4/1	STL	L	3-7	23-48-7
39	1/6	@ KCS	L	2-5	11-23-5	79	4/4	@ VAN	L	1-4	23-49-7
40	1/8	LAK	L	2-4	11-24-5	80	4/6	@ CHI	L	0-3	23-50-7

PLAYER	GP	G	A	P	+/-	PIM	EV	PP	SHG	GWG
Dennis Hextall	78	20	62	82	+4	138	17	2	1	3
Bill Goldsworthy	74	48	26	74	+3	73	35	12	1	4
Danny Grant	78	29	35	64	-1	16	26	3	0	3
J.P. Parise	78	18	37	55	-8	42	16	2	0	1
Fred Stanfield	71	16	28	44	-14	10	13	3	0	2
Jude Drouin	65	19	24	43	-11	30	15	4	0	2
Barry Gibbs	76	9	29	38	-17	82	6	3	0	0
Murray Oliver	78	17	20	37	-13	4	13	3	1	0
Buster Harvey	72	16	17	33	-11	14	15	1	0	3
Lou Nanne	76	11	21	32	-1	46	9	2	0	2
Gary Bergman	57	3	23	26	-12	66	2	1	0	1
Tom Reid	76	4	19	23	-22	81	4	0	0	0
Tony Featherstone	54	9	12	21	-9	4	7	0	2	0
Dennis O'Brien	77	5	12	17	10	166	5	0	0	2
Gary Gambucci	42	1	7	8	+5	9	1	0	0	0
Fred Barrett	40	0	7	7	-1	12	0	0	0	0
Alain Langlais	14	3	3	6	-6	8	3	0	0	0
John Rogers	10	2	4	6	+1	0	2	0	0	0
Dean Prentice	24	2	3	5	-11	4	2	0	0	0
Terry Holbrook	22	1	3	4	-3	4	0	1	0	0
Rod Norrish	9	2	1	3	-3	0	2	0	0	0
Chris Ahrens	3	0	1	1	+1	0	0	0	0	0
Rick Chinnick	1	0	1	1	E	0	0	0	0	0
Ted Harris	12	0	1	1	-8	4	0	0	0	0
Jerry Byers	10	0	0	0	-5	0	0	0	0	0
Blake Dunlop	12	0	0	0	-3	2	0	0	0	0
Bill Plager	1	0	0	0	-1	2	0	0	0	0

GOALTENDER	GP	W	L	OT/SOL	SA	SV	SV%	GAA	SO	A
Cesare Maniago	40	12	18	10	-	-	-	3.48	1	0
Gump Worsley	29	8	14	5	-	-	-	3.22	0	0
Fern Rivard	13	3	6	2	-	-	-	4.28	1	0

SEASON SCHEDULE & RESULTS

#	DATE	OPPONENT	RESULT	SCORE	RECORD	#	DATE	OPPONENT	RESULT	SCORE	RECORD
1	10/10	MTL	L	2-5	0-1-0	40	1/10	@ PHI	L	4-7	12-18-10
2	10/13	BUF	L	3-4	0-2-0	41	1/12	NYI	L	3-4	12-19-10
3	10/14	@ CHI	T	1-1	0-2-1	42	1/15	@ STL	W	5-3	13-19-10
4	10/17	PIT	L	2-4	0-3-1	43	1/17	@ MTL	L	1-6	13-20-10
5	10/18	@ DET	T	4-4	0-3-2	44	1/19	TOR	W	5-3	14-20-10
6	10/20	STL	T	4-4	0-3-3	45	1/23	@ LAK	L	1-3	14-21-10
7	10/23	@ TOR	T	2-2	0-3-4	46	1/25	@ VAN	W	5-4	15-21-10
8	10/25	@ NYI	T	1-1	0-3-5	47	1/27	@ CAL	T	2-2	15-21-11
9	10/27	@ MTL	L	2-4	0-4-5	48	1/31	@ TOR	L	1-3	15-22-11
10	10/28	@ BOS	T	3-3	0-4-6	49	2/2	NYR	L	1-3	15-23-11
11	10/31	BOS	L	0-5	0-5-6	50	2/3	@ NYR	T	5-5	15-23-12
12	11/3	CHI	W	5-4	1-5-6	51	2/5	@ NYI	L	2-6	15-24-12
13	11/7	LAK	W	5-2	2-5-6	52	2/6	MTL	W	4-3	16-24-12
14	11/10	DET	L	2-4	2-6-6	53	2/9	@ TOR	L	1-4	16-25-12
15	11/13	@ PIT	L	2-5	2-7-6	54	2/10	@ BOS	L	0-4	16-26-12
16	11/14	VAN	W	6-3	3-7-6	55	2/13	VAN	T	3-3	16-26-13
17	11/17	NYR	L	3-6	3-8-6	56	2/16	@ STL	W	4-2	17-26-13
18	11/21	MTL	L	3-4	3-9-6	57	2/17	CAL	W	7-1	18-26-13
19	11/22	@ STL	L	1-2	3-10-6	58	2/20	BOS	T	5-5	18-26-14
20	11/24	CAL	W	6-3	4-10-6	59	2/23	ATL	L	3-5	18-27-14
21	11/28	@ CAL	L	1-5	4-11-6	60	2/27	CHI	L	1-3	18-28-14
22	11/30	@ VAN	W	5-4	5-11-6	61	2/28	@ PHI	T	2-2	18-28-15
23	12/1	@ LAK	T	1-1	5-11-7	62	3/2	NYR	L	1-3	18-29-15
24	12/6	TOR	L	1-4	5-12-7	63	3/6	BUF	T	4-4	18-29-16
25	12/8	DET	W	3-0	6-12-7	64	3/8	@ ATL	L	1-3	18-30-16
26	12/9	@ CHI	L	3-5	6-13-7	65	3/10	STL	W	8-1	19-30-16
27	12/11	LAK	W	6-3	7-13-7	66	3/13	ATL	W	5-1	20-30-16
28	12/13	@ BOS	L	2-4	7-14-7	67	3/16	PHI	L	2-4	20-31-16
29	12/15	BUF	W	4-3	8-14-7	68	3/17	@ BUF	L	2-5	20-32-16
30	12/19	ATL	W	4-2	9-14-7	69	3/19	CAL	W	6-3	21-32-16
31	12/22	@ LAK	L	2-5	9-15-7	70	3/23	PIT	W	5-1	22-32-16
32	12/23	@ CAL	T	2-2	9-15-8	71	3/24	@ CHI	L	0-6	22-33-16
33	12/26	NYI	W	1-0	10-15-8	72	3/26	LAK	W	5-1	23-33-16
34	12/28	@ VAN	W	5-3	11-15-8	73	3/27	@ PIT	T	3-3	23-33-17
35	12/30	@ NYR	L	3-4	11-16-8	74	3/30	@ ATL	L	1-4	23-34-17
36	1/2	PIT	W	8-4	12-16-8	75	3/31	@ BUF	L	1-6	23-35-17
37	1/5	PHI	T	3-3	12-16-9	76	4/2	PHI	L	3-6	23-36-17
38	1/6	@ DET	L	6-9	12-17-9	77	4/6	@ NYI	L	2-4	23-37-17
39	1/9	DET	T	2-2	12-17-10	78	4/7	@ PHI	L	2-6	23-38-17

GM: Wren Blair **HEAD COACH:** Jack Gordon
RECORD: 37-30-11 (85 points) **STANDINGS:** 3rd West

1972-73 

PLAYER	GP	G	A	P	+/-	PIM	EV	PP	SHG	GWG
Dennis Hextall	78	30	52	82	+29	140	27	3	0	4
J.P. Parise	78	27	48	75	+18	96	21	6	0	4
Jude Drouin	78	27	46	73	+12	61	24	3	0	5
Danny Grant	78	32	35	67	+23	12	29	3	0	6
Bill Goldsworthy	75	27	33	60	+24	97	19	8	0	2
Buster Harvey	68	21	34	55	+23	16	18	3	0	3
Dean Prentice	73	26	16	42	+3	22	21	5	0	5
Murray Oliver	75	11	31	42	+4	10	9	2	0	2
Lou Nanne	74	15	20	35	+19	39	13	2	0	2
Barry Gibbs	63	10	24	34	+14	54	8	2	0	0
Ted Harris	78	7	23	30	+25	83	7	0	0	1
Bob Nevin	66	5	13	18	-12	0	5	0	0	1
Doug Mohns	67	4	13	17	+11	52	4	0	0	1
Dennis O'Brien	74	3	11	14	+11	75	3	0	0	0
Tom Reid	60	1	13	14	+15	50	1	0	0	0
Charlie Burns	65	4	7	11	-3	13	3	0	1	0
Fred Barrett	46	2	4	6	+14	21	2	0	0	0
Terry Holbrook	21	2	3	5	-4	0	2	0	0	1
Jerry Byers	14	0	2	2	-2	6	0	0	0	0
Jim McElmury	7	0	1	1	+1	2	0	0	0	0
Don Blackburn	4	0	0	0	E	4	0	0	0	0
Bruce McIntosh	2	0	0	0	E	0	0	0	0	0

GOALTENDER	GP	W	L	OT/SOL	SA	SV	SV%	GAA	SO	A
Cesare Maniago	47	21	18	6	-	-	-	2.89	5	0
Gilles Gilbert	22	10	10	2	-	-	-	3.05	2	0
Gump Worsley	12	6	2	3	-	-	-	2.88	0	0

SEASON SCHEDULE & RESULTS

#	DATE	OPPONENT	RESULT	SCORE	RECORD	#	DATE	OPPONENT	RESULT	SCORE	RECORD
1	10/7	@ MTL	L	0-3	0-1-0	40	1/10	MTL	L	0-6	19-16-5
2	10/11	CAL	W	5-2	1-1-0	41	1/11	@ BOS	T	1-1	19-16-6
3	10/14	VAN	T	3-3	1-1-1	42	1/13	NYI	W	8-1	20-16-6
4	10/15	@ NYR	L	2-6	1-2-1	43	1/16	@ NYI	W	1-0	21-16-6
5	10/18	@ ATL	W	6-0	2-2-1	44	1/18	@ PHI	L	1-6	21-17-6
6	10/21	ATL	L	2-3	2-3-1	45	1/20	CHI	T	3-3	21-17-7
7	10/24	@ STL	W	2-1	3-3-1	46	1/21	@ DET	W	5-3	22-17-7
8	10/25	TOR	L	3-4	3-4-1	47	1/23	LAK	T	5-5	22-17-8
9	10/28	PHI	W	2-1	4-4-1	48	1/25	@ BUF	L	2-5	22-18-8
10	10/29	@ BUF	L	1-2	4-5-1	49	1/28	@ CHI	L	1-5	22-19-8
11	11/1	STL	T	3-3	4-5-2	50	2/1	@ ATL	L	1-3	22-20-8
12	11/4	CHI	W	5-3	5-5-2	51	2/3	@ PIT	L	1-2	22-21-8
13	11/8	CAL	W	5-2	6-5-2	52	2/4	PIT	W	4-3	23-21-8
14	11/10	@ ATL	L	1-5	6-6-2	53	2/7	BOS	L	2-3	23-22-8
15	11/11	NYI	W	3-0	7-6-2	54	2/8	@ STL	L	2-3	23-23-8
16	11/14	LAK	W	4-1	8-6-2	55	2/10	DET	W	3-1	24-23-8
17	11/15	@ PIT	L	1-7	8-7-2	56	2/11	VAN	W	6-3	25-23-8
18	11/18	@ TOR	T	4-4	8-7-3	57	2/14	STL	W	5-2	26-23-8
19	11/19	@ CHI	W	5-1	9-7-3	58	2/17	BOS	W	5-2	27-23-8
20	11/22	TOR	W	3-1	10-7-3	59	2/18	@ PHI	L	1-5	27-24-8
21	11/25	@ LAK	W	3-0	11-7-3	60	2/21	STL	L	2-5	27-25-8
22	11/26	@ VAN	W	3-1	12-7-3	61	2/24	BUF	W	4-2	28-25-8
23	11/29	ATL	W	5-0	13-7-3	62	2/25	@ NYR	L	5-6	28-26-8
24	12/2	BUF	W	8-6	14-7-3	63	2/28	CAL	W	7-3	29-26-8
25	12/3	@ BUF	L	4-7	14-8-3	64	3/3	ATL	W	3-0	30-26-8
26	12/6	@ MTL	L	3-6	14-9-3	65	3/4	@ PIT	W	5-2	31-26-8
27	12/7	@ PHI	L	2-6	14-10-3	66	3/7	PIT	W	10-4	32-26-8
28	12/9	DET	W	7-0	15-10-3	67	3/10	@ TOR	L	3-4	32-27-8
29	12/10	@ CHI	L	1-5	15-11-3	68	3/11	NYI	W	2-1	33-27-8
30	12/13	PHI	W	7-2	16-11-3	69	3/13	LAK	T	2-2	33-27-9
31	12/16	NYR	W	5-1	17-11-3	70	3/15	TOR	W	5-2	34-27-9
32	12/17	@ DET	L	4-6	17-12-3	71	3/17	@ LAK	W	4-3	35-27-9
33	12/20	@ CAL	W	5-2	18-12-3	72	3/18	@ CAL	L	0-2	35-28-9
34	12/23	@ NYI	L	2-4	18-13-3	73	3/20	NYR	L	1-6	35-29-9
35	12/27	MTL	W	3-2	19-13-3	74	3/22	@ BOS	L	3-5	35-30-9
36	12/29	BOS	L	0-2	19-14-3	75	3/25	@ NYR	W	2-1	36-30-9
37	12/31	@ DET	T	4-4	19-14-4	76	3/27	VAN	W	4-3	37-30-9
38	1/6	CHI	L	0-2	19-15-4	77	3/28	@ STL	T	3-3	37-30-10
39	1/8	@ MTL	T	3-3	19-15-5	78	3/30	@ VAN	T	3-3	37-30-11



1971-72

GM: Wren Blair **HEAD COACH:** Jack Gordon

RECORD: 37-29-12 (86 points) **STANDINGS:** 2nd West

PLAYER	GP	G	A	P	+/-	PIM	EV	PP	SHG	GWG
Bill Goldsworthy	78	31	31	62	+11	59	25	6	0	8
Murray Oliver	77	27	29	56	+9	16	20	7	0	4
Jude Drouin	63	13	43	56	+4	31	10	3	0	5
Lou Nanne	78	21	28	49	-5	27	14	7	0	6
Dean Prentice	71	20	27	47	+4	14	13	7	0	1
Danny Grant	78	18	25	43	E	18	12	6	0	0
J.P. Parise	71	19	18	37	+10	70	13	6	0	3
Doug Mohns	78	6	30	36	+6	82	2	4	0	3
Bob Nevin	72	15	19	34	+7	6	13	2	0	2
Charlie Burns	77	11	14	25	+5	24	10	0	1	2
Barry Gibbs	75	4	20	24	+4	128	2	1	1	0
Tom Reid	78	6	15	21	+13	107	5	1	0	1
Ted Hampson	78	5	14	19	-1	6	3	0	2	0
Ted Harris	78	2	15	17	E	77	2	0	0	0
Dennis Hextall	33	6	10	16	+1	49	3	3	0	1
Dennis O'Brien	70	3	6	9	+11	108	3	0	0	1
Gord Labossiere	9	2	3	5	+2	0	2	0	0	0
Craig Cameron	64	2	1	3	-1	11	2	0	0	0
Gary Gambucci	9	1	0	1	+2	0	1	0	0	0
Bill Heindl	2	0	0	0	E	0	0	0	0	0
Bob Paradise	6	0	0	0	+1	6	0	0	0	0

GOALTENDER	GP	W	L	OT/SOL	SA	SV	SV%	GAA	SO	A
Cesare Maniago	43	20	17	4	-	-	-	2.65	3	0
Gump Worsley	34	16	10	7	-	-	-	2.12	2	1
Gilles Gilbert	4	1	2	1	-	-	-	3.03	0	0

SEASON SCHEDULE & RESULTS

#	DATE	OPPONENT	RESULT	SCORE	RECORD	#	DATE	OPPONENT	RESULT	SCORE	RECORD
1	10/9	@ DET	W	4-2	1-0-0	40	1/11	@ VAN	T	2-2	22-12-6
2	10/14	MTL	T	1-1	1-0-1	41	1/12	@ CAL	L	0-2	22-13-6
3	10/16	CHI	L	2-3	1-1-1	42	1/15	@ STL	L	2-7	22-14-6
4	10/17	@ BUF	W	3-2	2-1-1	43	1/16	@ CHI	L	2-3	22-15-6
5	10/20	VAN	W	7-0	3-1-1	44	1/18	CAL	T	1-1	22-15-7
6	10/23	BUF	W	5-1	4-1-1	45	1/19	@ DET	W	4-1	23-15-7
7	10/24	@ LAK	W	6-3	5-1-1	46	1/22	TOR	W	4-1	24-15-7
8	10/27	@ STL	W	2-1	6-1-1	47	1/23	LAK	W	5-3	25-15-7
9	10/28	PIT	W	2-0	7-1-1	48	1/27	@ MTL	W	6-5	26-15-7
10	10/30	@ TOR	T	1-1	7-1-2	49	1/29	NYR	W	4-2	27-15-7
11	10/31	@ BOS	L	2-5	7-2-2	50	1/30	@ NYR	T	1-1	27-15-8
12	11/3	TOR	W	2-1	8-2-2	51	2/2	@ TOR	L	2-3	27-16-8
13	11/6	STL	W	5-1	9-2-2	52	2/3	@ BOS	L	1-6	27-17-8
14	11/7	@ PHI	W	3-0	10-2-2	53	2/5	BUF	T	3-3	27-17-9
15	11/10	DET	L	1-2	10-3-2	54	2/6	@ CHI	L	0-5	27-18-9
16	11/13	MTL	L	1-5	10-4-2	55	2/9	LAK	W	4-1	28-18-9
17	11/16	@ PIT	W	5-1	11-4-2	56	2/10	@ STL	W	3-1	29-18-9
18	11/18	PIT	W	4-3	12-4-2	57	2/12	PHI	W	5-1	30-18-9
19	11/20	NYR	W	4-1	13-4-2	58	2/16	DET	W	4-2	31-18-9
20	11/21	@ PHI	T	1-1	13-4-3	59	2/19	BOS	L	4-6	31-19-9
21	11/23	@ VAN	W	2-1	14-4-3	60	2/20	PIT	W	2-0	32-19-9
22	11/26	@ CAL	W	2-1	15-4-3	61	2/24	MTL	L	2-4	32-20-9
23	11/27	@ LAK	W	3-1	16-4-3	62	2/26	STL	L	2-3	32-21-9
24	12/1	CAL	W	4-1	17-4-3	63	3/2	@ PHI	L	0-3	32-22-9
25	12/4	PHI	W	3-1	18-4-3	64	3/4	@ PIT	L	2-4	32-23-9
26	12/5	@ BUF	L	1-3	18-5-3	65	3/5	CHI	W	2-1	33-23-9
27	12/8	@ TOR	L	1-3	18-6-3	66	3/8	BOS	L	4-5	33-24-9
28	12/11	@ MTL	L	3-4	18-7-3	67	3/12	TOR	T	2-2	33-24-10
29	12/12	@ CHI	L	3-5	18-8-3	68	3/14	BUF	L	3-4	33-25-10
30	12/15	STL	W	4-1	19-8-3	69	3/16	VAN	W	6-2	34-25-10
31	12/18	CHI	L	1-4	19-9-3	70	3/18	@ MTL	L	3-4	34-26-10
32	12/19	@ NYR	T	1-1	19-9-4	71	3/19	@ BOS	L	3-7	34-27-10
33	12/21	LAK	W	3-2	20-9-4	72	3/21	CAL	W	4-2	35-27-10
34	12/25	NYR	L	1-2	20-10-4	73	3/23	@ BUF	T	4-4	35-27-11
35	12/26	@ DET	L	1-5	20-11-4	74	3/25	@ PIT	L	2-3	35-28-11
36	12/30	BOS	T	2-2	20-11-5	75	3/26	@ NYR	W	5-0	36-28-11
37	1/1	@ LAK	W	3-2	21-11-5	76	3/28	PHI	T	2-2	36-28-12
38	1/5	DET	W	4-2	22-11-5	77	3/31	@ CAL	W	2-1	37-28-12
39	1/8	VAN	L	1-5	22-12-5	78	4/2	@ VAN	L	1-4	37-29-12

GM: Wren Blair **HEAD COACH:** Jack Gordon
RECORD: 28-34-16 (72 points) **STANDINGS:** 4th West

1970-71 

PLAYER	GP	G	A	P	+/-	PIM	EV	PP	SHG	GWG
Jude Drouin	75	16	52	68	+5	49	12	4	0	2
Bill Goldsworthy	77	34	31	65	-13	85	28	5	1	7
Danny Grant	78	34	23	57	+7	46	22	12	0	1
J.P. Parise	73	11	23	34	-15	60	9	1	1	3
Murray Oliver	61	9	23	32	E	8	5	3	1	0
Charlie Burns	76	9	19	28	E	13	9	0	0	1
Danny O'Shea	59	14	12	26	-3	16	14	0	0	3
Bobby Rousseau	63	4	20	24	+3	12	4	0	0	0
Tommy Williams	41	10	13	23	-5	16	7	3	0	2
Buster Harvey	59	12	8	20	-13	36	8	4	0	3
Barry Gibbs	68	5	15	20	-10	132	2	3	0	2
Tom Reid	73	3	14	17	-6	62	3	0	0	1
Lou Nanne	68	5	11	16	-6	22	5	0	0	0
Ted Harris	78	2	13	15	E	130	1	1	0	0
Fred Barrett	57	0	13	13	+2	75	0	0	0	0
Gord Labossiere	29	8	4	12	-3	4	8	0	0	1
Ted Hampson	18	4	6	10	-1	4	0	1	3	2
Doug Mohns	17	2	5	7	+3	14	1	1	0	0
Danny Lawson	33	1	5	6	+3	2	1	0	0	0
Dennis O'Brien	27	3	2	5	-2	29	3	0	0	0
Walt McKechnie	30	3	1	4	-7	34	3	0	0	0
Bill Heindl	12	1	1	2	-1	0	1	0	0	0
Dan Seguin	11	1	1	2	+1	4	1	0	0	0
Dick Redmond	9	0	2	2	-2	16	0	0	0	0
Norm Beaudin	12	0	1	1	-3	0	0	0	0	0
Bob Bartow	7	0	0	0	E	0	0	0	0	0
Terry Caffery	8	0	0	0	-2	0	0	0	0	0
Gary Geldart	4	0	0	0	+1	5	0	0	0	0
Marshall Johnston	1	0	0	0	E	0	0	0	0	0
Wayne Muloin	7	0	0	0	-2	6	0	0	0	0
Tom Polanic	3	0	0	0	E	0	0	0	0	0
GOALTENDER	GP	W	L	OT/SOL	SA	SV	SV%	GAA	SO	A
Cesare Maniago	40	19	15	6	-	-	-	2.70	5	1
Gilles Gilbert	17	5	9	2	-	-	-	3.80	0	0
Gump Worsley	24	4	10	8	-	-	-	2.50	0	0

SEASON SCHEDULE & RESULTS

#	DATE	OPPONENT	RESULT	SCORE	RECORD	#	DATE	OPPONENT	RESULT	SCORE	RECORD
1	10/10	@ PHI	L	1-2	0-1-0	40	1/9	NYR	L	0-1	13-19-8
2	10/15	PIT	W	4-2	1-1-0	41	1/10	@ CHI	W	3-2	14-19-8
3	10/17	DET	L	2-3	1-2-0	42	1/14	MTL	T	3-3	14-19-9
4	10/18	@ DET	W	2-1	2-2-0	43	1/16	BUF	L	3-4	14-20-9
5	10/21	@ MTL	W	3-1	3-2-0	44	1/17	@ DET	W	2-0	15-20-9
6	10/24	NYR	L	1-4	3-3-0	45	1/21	STL	W	5-3	16-20-9
7	10/28	CHI	W	2-1	4-3-0	46	1/23	PHI	T	2-2	16-20-10
8	10/31	@ TOR	W	3-1	5-3-0	47	1/24	@ NYR	L	2-6	16-21-10
9	11/1	@ BOS	L	0-5	5-4-0	48	1/27	@ CAL	L	2-6	16-22-10
10	11/4	MTL	L	3-4	5-5-0	49	1/29	@ VAN	W	2-1	17-22-10
11	11/7	STL	T	1-1	5-5-1	50	1/31	CAL	W	7-1	18-22-10
12	11/8	@ CHI	T	3-3	5-5-2	51	2/3	DET	T	4-4	18-22-11
13	11/11	LAK	W	3-1	6-5-2	52	2/6	CHI	L	2-6	18-23-11
14	11/14	VAN	T	3-3	6-5-3	53	2/7	@ BOS	T	4-4	18-23-12
15	11/17	@ STL	W	5-3	7-5-3	54	2/10	@ NYR	L	3-4	18-24-12
16	11/18	BOS	L	4-8	7-6-3	55	2/11	@ MTL	L	2-6	18-25-12
17	11/21	BUF	W	3-0	8-6-3	56	2/13	PHI	T	2-2	18-25-13
18	11/22	@ NYR	L	0-2	8-7-3	57	2/14	PIT	W	5-4	19-25-13
19	11/24	@ VAN	L	2-3	8-8-3	58	2/17	CAL	W	3-2	20-25-13
20	11/27	@ CAL	W	3-2	9-8-3	59	2/18	@ DET	L	3-5	20-26-13
21	11/28	@ LAK	W	3-2	10-8-3	60	2/21	TOR	L	1-4	20-27-13
22	12/2	CAL	W	3-2	11-8-3	61	2/24	LAK	W	5-1	21-27-13
23	12/5	CHI	L	1-4	11-9-3	62	2/25	@ TOR	T	1-1	21-27-14
24	12/6	@ BUF	L	0-1	11-10-3	63	2/27	DET	W	4-2	22-27-14
25	12/9	PIT	T	2-2	11-10-4	64	2/28	@ BUF	L	2-5	22-28-14
26	12/10	@ MTL	L	1-6	11-11-4	65	3/2	BOS	L	0-6	22-29-14
27	12/12	@ PIT	W	1-0	12-11-4	66	3/6	VAN	W	3-1	23-29-14
28	12/13	@ CHI	L	2-5	12-12-4	67	3/7	PHI	W	3-1	24-29-14
29	12/15	@ STL	L	1-2	12-13-4	68	3/10	STL	W	4-0	25-29-14
30	12/16	MTL	T	1-1	12-13-5	69	3/13	@ PIT	T	0-0	25-29-15
31	12/19	NYR	L	3-5	12-14-5	70	3/14	BUF	L	0-5	25-30-15
32	12/20	@ BOS	L	2-7	12-15-5	71	3/16	@ LAK	W	7-2	26-30-15
33	12/25	TOR	W	6-3	13-15-5	72	3/21	@ VAN	W	6-3	27-30-15
34	12/26	@ STL	T	1-1	13-15-6	73	3/23	LAK	W	3-1	28-30-15
35	12/30	BOS	L	2-6	13-16-6	74	3/25	@ PHI	T	2-2	28-30-16
36	12/31	@ PIT	L	1-4	13-17-6	75	3/28	@ BUF	L	2-4	28-31-16
37	1/2	@ LAK	T	3-3	13-17-7	76	3/30	VAN	L	1-2	28-32-16
38	1/5	TOR	L	0-2	13-18-7	77	3/31	@ CAL	L	1-4	28-33-16
39	1/6	@ TOR	T	4-4	13-18-8	78	4/3	@ PHI	L	2-3	28-34-16

PLAYER	GP	G	A	P	+/-	PIM	EV	PP	SHG	GWG
J.P. Parise	74	24	48	72	-3	72	17	6	1	1
Tommy Williams	75	15	52	67	-19	18	13	2	0	0
Bill Goldsworthy	75	36	29	65	-9	89	25	11	0	4
Danny Grant	76	29	28	57	-13	23	15	14	0	2
Claude Larose	75	24	23	47	-17	109	17	6	1	4
Ray Cullen	74	17	28	45	-3	8	14	3	0	3
Bill Collins	74	29	9	38	+4	48	21	2	6	2
Danny O'Shea	75	10	24	34	-4	82	6	4	0	0
Bob Barlow	70	16	17	33	-3	10	9	6	1	1
Lou Nanne	74	3	20	23	-8	75	2	1	0	0
Danny Lawson	45	9	8	17	-3	19	9	0	0	0
Charlie Burns	50	3	13	16	-4	10	2	0	1	0
Barry Gibbs	56	3	13	16	-12	182	2	1	0	1
Leo Boivin	69	3	12	15	-2	30	3	0	0	0
Tom Reid	66	1	7	8	-10	51	1	0	0	1
John Miszuk	50	0	6	6	-3	51	0	0	0	0
Marshall Johnston	28	0	5	5	+1	14	0	0	0	0
Walt McKechnie	20	1	3	4	-5	21	1	0	0	0
Bill Orban	9	0	2	2	-2	7	0	0	0	0
Tom Polanic	16	0	2	2	-5	53	0	0	0	0
Darryl Sly	29	1	0	1	-5	6	1	0	0	0
Dick Redmond	7	0	1	1	-1	4	0	0	0	0
Grant Erickson	4	0	0	0	-3	0	0	0	0	0
Moose Vasko	3	0	0	0	-1	0	0	0	0	0
Bob Whittlock	1	0	0	0	+1	0	0	0	0	0

GOALTENDER	GP	W	L	OT/SOL	SA	SV	SV%	GAA	SO	A
Cesare Maniago	50	9	24	16	-	-	-	3.39	2	0
Gump Worsley	8	5	1	1	-	-	-	2.65	1	0
Fern Rivard	14	3	5	5	-	-	-	3.15	1	0
Ken Broderick	7	2	4	0	-	-	-	4.33	0	0
Gilles Gilbert	1	0	1	0	-	-	-	6.00	0	0

SEASON SCHEDULE & RESULTS

#	DATE	OPPONENT	RESULT	SCORE	RECORD	#	DATE	OPPONENT	RESULT	SCORE	RECORD
1	10/11	PHI	W	4-0	1-0-0	39	1/15	@ OAK	T	1-1	10-15-14
2	10/15	@ NYR	L	3-4	1-1-0	40	1/17	NYR	L	1-3	10-16-14
3	10/16	@ DET	W	3-2	2-1-0	41	1/22	MTL	L	2-4	10-17-14
4	10/18	@ STL	L	2-4	2-2-0	42	1/24	PHI	L	0-6	10-18-14
5	10/19	@ CHI	W	4-1	3-2-0	43	1/25	OAK	L	1-4	10-19-14
6	10/22	BOS	L	2-3	3-3-0	44	1/28	@ MTL	L	4-5	10-20-14
7	10/25	PIT	L	1-4	3-4-0	45	1/29	@ BOS	L	5-6	10-21-14
8	10/29	MTL	W	4-1	4-4-0	46	1/31	TOR	L	2-4	10-22-14
9	11/1	@ PIT	L	3-6	4-5-0	47	2/1	@ CHI	L	4-7	10-23-14
10	11/2	@ PHI	L	2-6	4-6-0	48	2/4	PIT	L	5-7	10-24-14
11	11/5	@ MTL	T	2-2	4-6-1	49	2/7	MTL	T	1-1	10-24-15
12	11/8	STL	W	5-2	5-6-1	50	2/8	@ PIT	L	3-6	10-25-15
13	11/12	PHI	W	4-2	6-6-1	51	2/11	@ OAK	L	1-2	10-26-15
14	11/15	DET	T	2-2	6-6-2	52	2/14	CHI	L	2-5	10-27-15
15	11/19	OAK	L	2-4	6-7-2	53	2/15	STL	T	3-3	10-27-16
16	11/20	@ STL	L	1-3	6-8-2	54	2/18	DET	T	1-1	10-27-17
17	11/22	LAK	W	4-1	7-8-2	55	2/19	@ CHI	L	2-3	10-28-17
18	11/26	PIT	T	4-4	7-8-3	56	2/21	BOS	L	2-4	10-29-17
19	11/29	@ TOR	L	2-5	7-9-3	57	2/25	LAK	T	3-3	10-29-18
20	11/30	@ NYR	T	2-2	7-9-4	58	2/28	@ PHI	L	2-6	10-30-18
21	12/3	TOR	T	5-5	7-9-5	59	3/1	TOR	W	8-0	11-30-18
22	12/6	@ MTL	W	4-3	8-9-5	60	3/4	PHI	T	2-2	11-30-19
23	12/7	@ BOS	T	2-2	8-9-6	61	3/7	@ TOR	W	8-3	12-30-19
24	12/10	CHI	W	8-5	9-9-6	62	3/8	@ DET	T	2-2	12-30-20
25	12/11	@ DET	T	2-2	9-9-7	63	3/11	STL	L	1-9	12-31-20
26	12/13	NYR	L	2-5	9-10-7	64	3/14	PIT	W	6-3	13-31-20
27	12/15	@ LAK	T	4-4	9-10-8	65	3/15	@ NYR	W	4-2	14-31-20
28	12/17	@ OAK	L	1-3	9-11-8	66	3/17	@ STL	T	5-5	14-31-21
29	12/20	@ LAK	T	3-3	9-11-9	67	3/18	DET	L	2-6	14-32-21
30	12/23	@ STL	L	3-5	9-12-9	68	3/21	BOS	W	5-4	15-32-21
31	12/25	CHI	T	4-4	9-12-10	69	3/22	@ BOS	L	0-5	15-33-21
32	12/27	OAK	L	3-5	9-13-10	70	3/24	OAK	T	2-2	15-33-22
33	12/30	@ LAK	T	0-0	9-13-11	71	3/25	@ PIT	L	0-2	15-34-22
34	1/3	NYR	T	3-3	9-13-12	72	3/28	@ LAK	L	2-4	15-35-22
35	1/4	@ PHI	L	1-3	9-14-12	73	3/29	@ OAK	W	8-3	16-35-22
36	1/7	@ TOR	T	3-3	9-14-13	74	3/31	LAK	W	5-2	17-35-22
37	1/10	LAK	L	4-6	9-15-13	75	4/4	@ PHI	W	1-0	18-35-22
38	1/14	STL	W	5-2	10-15-13	76	4/5	@ PIT	W	5-1	19-35-22

GM: Wren Blair **HEAD COACH:** Wren Blair, John Muckler

RECORD: 18-43-15 (51 points) **STANDINGS:** 6th West

1968-69 

PLAYER	GP	G	A	P	+/-	PIM	EV	PP	SHG	GWG
Danny Grant	75	34	31	65	-12	46	23	11	0	1
Ray Cullen	67	26	38	64	-27	44	23	3	0	2
Claude Larose	67	25	37	62	-10	106	20	5	0	3
J.P. Parise	76	22	27	49	-44	57	14	7	1	3
Danny O'Shea	74	15	34	49	-26	88	11	4	0	3
Wayne Connelly	55	14	16	30	-25	11	10	4	0	1
Bill Goldsworthy	68	14	10	24	-27	110	10	4	0	3
Bob McCord	69	4	17	21	-33	70	3	1	0	0
Bill Collins	75	9	10	19	-26	24	8	0	1	1
Walt McKechnie	58	5	9	14	-10	22	4	1	0	1
Lou Nanne	41	2	12	14	-9	47	0	1	1	0
Andre Boudrias	53	4	9	13	-30	6	3	1	0	0
Parker MacDonald	35	2	9	11	-14	0	2	0	0	0
Mike Mahon	43	0	11	11	-26	21	0	0	0	0
Moose Vasko	72	1	7	8	-18	68	1	0	0	0
Wayne Hillman	50	0	8	8	-25	32	0	0	0	0
Leo Boivin	28	1	6	7	-19	16	0	1	0	0
Danny Lawson	18	3	3	6	-7	4	3	0	0	0
Larry Hillman	12	1	5	6	-8	0	0	1	0	0
Bill Orban	21	1	5	6	-1	10	1	0	0	0
Milan Marcetta	18	3	2	5	-4	4	1	2	0	0
Tom Reid	18	0	4	4	-13	38	0	0	0	0
Duane Rupp	29	2	1	3	-9	8	1	1	0	0
Joey Johnston	11	1	0	1	-1	6	1	0	0	0
Gary Dineen	4	0	1	1	-2	0	0	0	0	0
Barry MacKenzie	6	0	1	1	-2	6	0	0	0	0
Barrie Meissner	5	0	1	1	1	2	0	0	0	0
Brian Smith	9	0	1	1	-7	0	0	0	0	0
Mike Chernoff	1	0	0	0	E	0	0	0	0	0
Marshall Johnston	13	0	0	0	-2	2	0	0	0	0

GOALTENDER	GP	W	L	OT/SOL	SA	SV	SV%	GAA	SO	A
Cesare Maniago	64	18	34	10	-	-	-	3.30	1	0
Garry Bauman	7	0	2	1	-	-	-	4.34	0	0
Fern Rivard	13	0	7	4	-	-	-	4.38	0	0

SEASON SCHEDULE & RESULTS

#	DATE	OPPONENT	RESULT	SCORE	RECORD	#	DATE	OPPONENT	RESULT	SCORE	RECORD
1	10/11	@ OAK	W	5-1	1-0-0	39	1/7	MTL	L	3-6	9-23-7
2	10/16	@ CHI	L	4-10	1-1-0	40	1/9	@ PIT	L	2-7	9-24-7
3	10/17	MTL	L	1-3	1-2-0	41	1/11	PHI	L	2-4	9-25-7
4	10/19	LAK	W	4-1	2-2-0	42	1/12	STL	L	0-2	9-26-7
5	10/22	OAK	L	2-3	2-3-0	43	1/15	PIT	L	1-3	9-27-7
6	10/24	@ PHI	T	3-3	2-3-1	44	1/16	@ BOS	L	1-5	9-28-7
7	10/26	NYR	L	0-3	2-4-1	45	1/19	STL	L	1-3	9-29-7
8	10/30	BOS	L	2-4	2-5-1	46	1/23	@ PIT	W	3-1	10-29-7
9	11/2	@ STL	W	2-0	3-5-1	47	1/25	LAK	W	3-2	11-29-7
10	11/3	@ NYR	L	1-2	3-6-1	48	1/26	@ BOS	L	3-4	11-30-7
11	11/6	TOR	L	0-1	3-7-1	49	1/29	@ MTL	L	0-4	11-31-7
12	11/7	@ DET	L	2-5	3-8-1	50	2/1	CHI	T	5-5	11-31-8
13	11/9	DET	W	6-4	4-8-1	51	2/2	@ PHI	W	3-2	12-31-8
14	11/13	PHI	W	4-3	5-8-1	52	2/5	@ TOR	T	5-5	12-31-9
15	11/16	LAK	W	3-2	6-8-1	53	2/8	MTL	L	3-6	12-32-9
16	11/17	@ STL	T	3-3	6-8-2	54	2/9	PIT	W	3-1	13-32-9
17	11/20	CHI	L	0-2	6-9-2	55	2/12	@ TOR	L	1-7	13-33-9
18	11/23	@ MTL	L	3-4	6-10-2	56	2/15	DET	W	6-2	14-33-9
19	11/24	@ CHI	L	0-6	6-11-2	57	2/16	@ STL	L	0-6	14-34-9
20	11/27	OAK	T	3-3	6-11-3	58	2/19	LAK	W	7-4	15-34-9
21	11/30	@ TOR	T	3-3	6-11-4	59	2/23	TOR	W	7-2	16-34-9
22	12/1	@ BOS	L	0-4	6-12-4	60	2/24	@ LAK	T	1-1	16-34-10
23	12/4	TOR	L	2-4	6-13-4	61	2/26	@ OAK	L	5-6	16-35-10
24	12/7	@ LAK	L	2-3	6-14-4	62	3/1	DET	L	2-4	16-36-10
25	12/8	@ OAK	W	4-1	7-14-4	63	3/3	@ CHI	L	1-6	16-37-10
26	12/11	PIT	L	2-4	7-15-4	64	3/5	OAK	W	5-2	17-37-10
27	12/14	NYR	W	4-1	8-15-4	65	3/9	STL	T	2-2	17-37-11
28	12/15	@ DET	L	2-5	8-16-4	66	3/11	BOS	T	3-3	17-37-12
29	12/17	OAK	L	2-3	8-17-4	67	3/13	@ MTL	T	4-4	17-37-13
30	12/19	@ PHI	T	5-5	8-17-5	68	3/15	PHI	T	2-2	17-37-14
31	12/21	@ PIT	W	3-1	9-17-5	69	3/16	@ STL	W	3-2	18-37-14
32	12/22	@ NYR	L	2-4	9-18-5	70	3/19	NYR	L	2-4	18-38-14
33	12/25	STL	L	0-2	9-19-5	71	3/20	@ PHI	L	2-5	18-39-14
34	12/26	@ LAK	T	4-4	9-19-6	72	3/22	PHI	L	1-5	18-40-14
35	12/28	CHI	L	2-5	9-20-6	73	3/23	@ PIT	L	0-5	18-41-14
36	12/31	@ DET	L	3-6	9-21-6	74	3/25	PIT	L	1-3	18-42-14
37	1/4	BOS	T	2-2	9-21-7	75	3/29	@ OAK	L	2-7	18-43-14
38	1/5	@ NYR	L	1-5	9-22-7	76	3/30	@ LAK	T	3-3	18-43-15



1967-68

GM/HEAD COACH: Wren Blair**RECORD:** 27-32-15 (69 points) **STANDINGS:** 4th West

PLAYER	GP	G	A	P	+/-	PIM	EV	PP	SHG	GWG
Wayne Connelly	74	35	21	56	-32	40	21	14	0	8
Ray Cullen	67	28	25	53	-24	18	17	11	0	6
Andre Boudrias	74	18	35	53	-3	42	14	4	0	3
Dave Balon	73	15	32	47	-10	84	10	4	1	2
Mike McMahon	74	14	33	47	-13	71	10	4	0	1
Parker MacDonald	69	19	23	42	-18	22	10	9	0	3
Bill Goldsworthy	68	14	19	33	-8	68	12	2	0	0
J.P. Parise	43	11	16	27	-10	27	10	1	0	3
Bob Woytowich	66	4	17	21	-23	63	2	2	0	0
Bill Collins	71	9	11	20	-16	41	9	0	0	1
Milan Marcetta	36	4	13	17	-10	6	4	0	0	0
Bill Masterton	38	4	8	12	-4	4	2	2	0	0
Bob McCord	70	3	9	12	-10	39	3	0	0	0
Sandy Fitzpatrick	18	3	6	9	E	6	3	0	0	0
Ted Taylor	31	3	5	8	-7	34	2	1	0	0
Bronco Horvath	14	1	6	7	-6	4	1	0	0	0
Moose Vasko	70	1	6	7	-36	45	1	0	0	0
Duke Harris	22	1	4	5	-10	4	1	0	0	0
Murray Hall	17	2	1	3	-7	10	2	0	0	0
Pete Goegan	46	1	2	3	-16	30	1	0	0	0
Ted McCaskill	4	0	2	2	-2	0	0	0	0	0
Bill Plager	32	0	2	2	-16	30	0	0	0	0
Bob Charlebois	7	1	0	1	-3	0	0	1	0	0
Len Lunde	7	0	1	1	-7	0	0	0	0	0
Lou Nanne	2	0	1	1	E	0	0	0	0	0
Don Johns	4	0	0	0	-1	6	0	0	0	0
Marshall Johnston	7	0	0	0	+1	0	0	0	0	0
Walt McKechnie	4	0	0	0	-3	0	0	0	0	0
Barrie Meissner	1	0	0	0	-1	2	0	0	0	0
Andre Pronovost	8	0	0	0	E	0	0	0	0	0
George Standing	2	0	0	0	-1	0	0	0	0	0
Jean-Guy Talbot	4	0	0	0	-6	4	0	0	0	0

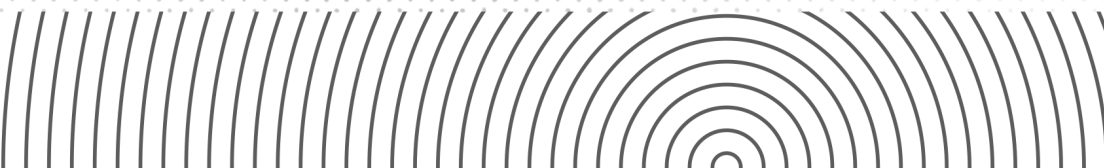
GOALTENDER	GP	W	L	OT/SOL	SA	SV	SV%	GAA	SO	A
Cesare Maniago	52	22	16	9	-	-	-	2.77	6	0
Garry Bauman	26	4	13	5	-	-	-	3.47	0	0
Carl Wetzel	5	1	3	1	-	-	-	4.01	0	0

SEASON SCHEDULE & RESULTS

#	DATE	OPPONENT	RESULT	SCORE	RECORD	#	DATE	OPPONENT	RESULT	SCORE	RECORD
1	10/11	@ STL	T	2-2	0-0-1	38	1/13	OAK	T	2-2	14-15-9
2	10/14	@ OAK	L	0-6	0-1-1	39	1/14	@ BOS	L	2-9	14-16-9
3	10/15	@ LAK	L	3-5	0-2-1	40	1/17	@ STL	L	0-5	14-17-9
4	10/18	@ PIT	T	3-3	0-2-2	41	1/18	PHI	L	2-4	14-18-9
5	10/21	OAK	W	3-1	1-2-2	42	1/20	@ TOR	L	1-5	14-19-9
6	10/25	STL	W	3-2	2-2-2	43	1/21	PIT	W	4-3	15-19-9
7	10/28	CHI	L	2-4	2-3-2	44	1/24	@ STL	L	2-5	15-20-9
8	11/1	PIT	L	1-4	2-4-2	45	1/25	@ PHI	W	3-0	16-20-9
9	11/2	@ PHI	W	3-1	3-4-2	46	1/27	OAK	W	3-1	17-20-9
10	11/4	LAK	T	2-2	3-4-3	47	1/28	DET	W	2-1	18-20-9
11	11/8	STL	W	5-1	4-4-3	48	1/31	LAK	W	6-1	19-20-9
12	11/11	TOR	W	2-1	5-4-3	49	2/3	@ DET	L	1-8	19-21-9
13	11/15	MTL	L	1-5	5-5-3	50	2/4	OAK	W	4-3	20-21-9
14	11/18	PHI	T	2-2	5-5-4	51	2/7	@ LAK	W	4-2	21-21-9
15	11/19	@ NYR	L	2-5	5-6-4	52	2/10	@ OAK	W	5-2	22-21-9
16	11/22	@ TOR	L	0-3	5-7-4	53	2/11	PHI	L	2-3	22-22-9
17	11/25	CHI	L	1-4	5-8-4	54	2/14	@ PIT	L	3-6	22-23-9
18	11/26	@ CHI	L	1-2	5-9-4	55	2/15	NYR	L	2-6	22-24-9
19	11/29	@ BOS	L	1-5	5-10-4	56	2/17	STL	T	2-2	22-24-10
20	11/30	@ MTL	T	1-1	5-10-5	57	2/21	BOS	W	5-3	23-24-10
21	12/2	@ STL	W	5-1	6-10-5	58	2/22	@ PHI	L	3-7	23-25-10
22	12/3	@ CHI	W	4-3	7-10-5	59	2/24	@ DET	L	1-3	23-26-10
23	12/6	TOR	T	1-1	7-10-6	60	2/25	OAK	T	3-3	23-26-11
24	12/9	PIT	L	2-3	7-11-6	61	2/28	@ OAK	L	3-6	23-27-11
25	12/10	@ PIT	W	7-4	8-11-6	62	3/2	MTL	W	3-2	24-27-11
26	12/13	LAK	W	4-0	9-11-6	63	3/7	PIT	T	2-2	24-27-12
27	12/15	@ LAK	W	3-0	10-11-6	64	3/9	NYR	T	1-1	24-27-13
28	12/16	@ OAK	W	1-0	11-11-6	65	3/10	@ PHI	L	0-2	24-28-13
29	12/21	@ PHI	L	0-6	11-12-6	66	3/13	PHI	L	2-4	24-29-13
30	12/23	@ PIT	L	0-4	11-13-6	67	3/16	LAK	L	1-2	24-30-13
31	12/25	STL	L	0-1	11-14-6	68	3/17	DET	W	5-1	25-30-13
32	12/27	@ NYR	T	3-3	11-14-7	69	3/20	@ LAK	T	3-3	25-30-14
33	12/28	@ MTL	L	2-6	11-15-7	70	3/23	PIT	W	3-0	26-30-14
34	12/30	BOS	W	5-4	12-15-7	71	3/24	@ PIT	T	4-4	26-30-15
35	1/3	LAK	W	6-0	13-15-7	72	3/27	@ LAK	W	5-3	27-30-15
36	1/6	@ OAK	T	5-5	13-15-8	73	3/30	@ STL	L	2-3	27-31-15
37	1/10	PHI	W	6-4	14-15-8	74	3/31	STL	L	3-5	27-32-15



ACCOLADES & HISTORY



7 | NEAL BROTEN

Neal Broten began his NHL career with a bang, being named the franchise's Rookie of the Year after setting team records that still stand for most goals, assists and points by a rookie (38-60-98) in the 1981-82 season. Sixteen seasons later, Broten retired as the club's all-time leader in games played (992), assists (593) and points (867) and is fourth in team annals in goals (274). The team's Most Valuable Player in 1984 and 1986, Broten participated in the NHL All-Star Game in 1983 and 1986. In that 1985-86 campaign, he became the first American-born player to record 100 points (105) and set the current club mark for most assists in a season with 76. Moving with the team to Texas in 1993, Broten scored the first-ever goal in Dallas Stars history on October 5, 1993 against Detroit. Broten's number seven was retired by the Stars on February 7, 1998 and he was inducted into the U.S. Hockey Hall of Fame in 2000.

1980  1995

8 | BILL GOLDSWORTHY

Bill Goldsworthy began his NHL career with the Boston Bruins in 1964, appearing in just 33 regular-season games and earning 12 points (6-6-12) over parts of three seasons with the Bruins before he was selected by the Minnesota North Stars in the expansion draft in 1967. Goldsworthy would make a name for himself in the NHL with the North Stars through goal-scoring and the invention of his signature goal celebration, the Goldy Shuffle. Goldsworthy registered five 30+ goal seasons in his career, all coming while he was in Minnesota. The native of Waterloo, Ont. was the first player from a post-1967 expansion club to reach the 200- and 250-goal mark, while he eclipsed the 500-point plateau during the 1976-77 season to become the first player in Minnesota North Stars history to accomplish the feat.

Goldsworthy finished his 10-season career with the North Stars in 1977. Over that span, he registered 267 goals, 239 assists and 506 points (267-239-506) in 670 regular-season games. He currently ranks fifth all-time in goals (267), sixth in game-winning goals (34), 10th in points (506) and third in shots on goal (2,237). Goldsworthy was also named to an All-Star four times during his career (1970, 1972, 1974 and 1976). In recognition of his accomplishments, Goldsworthy's number eight was retired by the organization on February 15, 1992. Goldsworthy passed away on March 29, 1996 at the age of 51 due to complications from AIDS.

1967  1977

9 | MIKE MODANO

Mike Modano, the greatest American-born hockey player in NHL history, played 21 seasons in the NHL and is the all-time franchise leader in nearly every category, including games played (1,459), goals (557), assists (802), points (1,359), short-handed goals (29), game-winning goals (92) and power play tallies (156).

A seven-time NHL All-Star, 2014 Hockey Hall of Fame class member, and United States Hockey Hall of Fame inductee, Modano is also the American-born record holder in goals (561) and points (1,374). He was also instrumental in helping the Stars capture the 1999 Stanley Cup championship. The Livonia, Mich., native skated for Team USA at the Olympic Games on three separate occasions, winning the silver medal at the 2002 Games in Salt Lake City. He also captured the gold medal at the 1996 World Cup of Hockey; and was captain of the United States squad at the 2005 World Cup. Modano was drafted first overall in 1988 by the Minnesota North Stars.

On March 8, 2014, the Dallas Stars honored Mike Modano, the greatest player to wear a Stars uniform, by retiring his iconic number 9.

1989 **DALLAS STARS** 2009

19 | BILL MASTERTON

Bill Masterton was a member of the Minnesota North Stars inaugural NHL team in 1967-68, recording 12 points (4-8-12) in 38 contests before suffering a fatal head injury in a game on Jan. 13, 1968.

A native of Winnipeg, Man., Masterton attended the University of Denver where he played for three seasons with the Pioneers in the Western Collegiate Hockey Association (WCHA), winning two National Championships in 1960 and 1961. The first player to sign with the new Minnesota club, Masterton made his NHL debut in the team's inaugural game on Oct. 11, 1967 against the St. Louis Blues, scoring the first goal in franchise history. In a game against the Oakland Seals on Jan. 13, 1968, Masterton suffered a severe head injury when his head hit the ice after being checked. The 29-year-old would eventually succumb to his injury as he passed away just two days later on Jan. 15.

In his memory, the Professional Hockey Writers' Association created the Bill Masterton Memorial Trophy in 1968, an award presented annually to the "National Hockey League player who best exemplifies the qualities of perseverance, sportsmanship and dedication to hockey." Masterton's number 19 has never been worn by another player in franchise history, and was retired by the organization on January 17, 1987.

1967  1968

26 | JERE LEHTINEN

Jere Lehtinen was originally selected by the Minnesota North Stars in the fourth round (88th overall) of the 1992 NHL Draft before making his NHL debut with Dallas in 1995-96. Lehtinen played his entire 14-season NHL career in a Dallas Stars sweater and recorded 514 points (243-271-514) in 875 regular-season games, landing himself on the Stars franchise leaderboard in a number of categories.

At the time of his retirement on Dec. 8, 2010, the Espoo, Finland native ranked third in franchise history in games played (875), seventh in goals (243), eighth in points (514) and 10th in assists (271). Lehtinen also finished third in game-winning goals (37) and sixth in power play goals (77), while he continues to sit atop the franchise leaderboard with a career +174 plus/minus rating.

Best known for his two-way play, Lehtinen won the Frank J. Selke Trophy as the NHL's top defensive forward three times in 1998, 1999 and 2003. The forward also earned recognition being named to the 1998 All-Star Game, his only All-Star appearance in his 14-season career. Lehtinen helped the Stars capture the 1999 Stanley Cup, finishing tied for second on the team with 10 goals and ranked fifth with 13 points (10-3-13) while appearing in all 23 postseason games during the team's championship run.

On Nov. 24, 2017, the Dallas Stars recognized Lehtinen's illustrious career by retiring his number 26. Lehtinen is the fifth player in Stars franchise history to have his number retired, and the third since the club moved to Dallas before the 1993-94 season.

1995  2009

MIKE MODANO TROPHY

2017-18:	Jamie Benn (79 Pts)
2016-17:	Tyler Seguin (72 Pts)
2015-16:	Jamie Benn (89 Pts)
2014-15:	Jamie Benn (87 Pts)
2013-14:	Tyler Seguin (84 Pts)
2012-13:	Jamie Benn (33 Pts)
2011-12:	Loui Eriksson (71 Pts)
2010-11:	Brad Richards (77 Pts)
2009-10:	Brad Richards (91 Pts)
2008-09:	Mike Ribeiro (78 Pts)
2007-08:	Mike Ribeiro (83 Pts)
2006-07:	Mike Ribeiro (59 Pts)
2005-06:	Mike Modano (77 Pts)
2004-05:	--
2003-04:	Bill Guerin (69 Pts)
2002-03:	Mike Modano (85 Pts)
2001-02:	Mike Modano (77 Pts)
2000-01:	Mike Modano (84 Pts)
1999-00:	Mike Modano (81 Pts)
1998-99:	Mike Modano (81 Pts)
1997-98:	Joe Nieuwendyk (69 Pts)
1996-97:	Mike Modano (89 Pts)
1995-96:	Mike Modano (81 Pts)
1994-95:	Dave Gagner (42 Pts)
1993-94:	Mike Modano (93 Pts)
1992-93:	Mike Modano (93 Pts)
1991-92:	Mike Modano (77 Pts)
1990-91:	Dave Gagner (82 Pts)
1989-90:	Brian Bellows (99 Pts)
1988-89:	Dave Gagner (78 Pts)
1987-88:	Dino Ciccarelli (86 Pts)
1986-87:	Dino Ciccarelli (103 Pts)
1985-86:	Neal Broten (105 Pts)
1984-85:	Brian Bellows (62 Pts)
1983-84:	Neal Broten (89 Pts)
1982-83:	Neal Broten (77 Pts)
	Bobby Smith (77 Pts)
1981-82:	Bobby Smith (114 Pts)
1980-81:	Bobby Smith (93 Pts)
1979-80:	Al MacAdam (93 Pts)
1978-79:	Bobby Smith (74 Pts)
1977-78:	Roland Eriksson (60 Pts)
1976-77:	Tim Young (96 Pts)
1975-76:	Tim Young (51 Pts)
1974-75:	Dennis Hextall (74 Pts)
1973-74:	Dennis Hextall (82 Pts)
1972-73:	Dennis Hextall (82 Pts)
1971-72:	Bill Goldsworthy (62 Pts)
1970-71:	Jude Drouin (68 Pts)
1969-70:	J.P. Parade (72 Pts)
1968-69:	Danny Grant (65 Pts)
1967-68:	Wayne Connelly (56 Pts)



The Mike Modano Trophy is awarded to the Stars player who leads the team in scoring at the end of the regular season. The trophy is named after former Star Mike Modano, who is the NHL's all-time leading American-born scorer.



NORMANDY HOMES STAR OF THE GAME AWARD

2017-18:	Tyler Seguin
2016-17:	Tyler Seguin
2015-16:	Jamie Benn
2014-15:	Jamie Benn
2013-14:	Jamie Benn
2012-13:	Kari Lehtonen
2011-12:	Kari Lehtonen
2010-11:	Brad Richards
2009-10:	Brad Richards
2008-09:	Marty Turco
2007-08:	Mike Ribeiro
2006-07:	Mike Modano
	Marty Turco
2005-06:	Jason Arnott
2004-05:	---
2003-04:	Brenden Morrow
2002-03:	Mike Modano
	Marty Turco
2001-02:	Mike Modano
2000-01:	Mike Modano
1999-00:	Mike Modano
1998-99:	Mike Modano
1997-98:	Mike Modano
1996-97:	Mike Modano
1995-96:	Mike Modano
1994-95:	Andy Moog
1993-94:	Andy Moog
1992-93:	Russ Courtnall
1991-92:	Mike Modano
1990-91:	Dave Gagner
1989-90:	Jon Casey
1988-89:	Dave Gagner
1987-88:	Dino Ciccarelli
1986-87:	Dino Ciccarelli
1985-86:	Don Beaupre
1984-85:	Steve Payne
1983-84:	Neal Broten
1982-83:	Brian Bellows
1981-82:	Neal Broten
1980-81:	Bobby Smith
1979-80:	Al MacAdam
1978-79:	Bobby Smith
1977-78:	Per-Olov Brasar



The Normandy Homes Star of the Game Award is presented to the Stars player who is selected most often as the Star of the Game in the season-long selection for each home game.



KING CLANCY MEMORIAL TROPHY NOMINEE

The King Clancy Memorial Trophy is awarded to the player who best exemplifies leadership qualities on and off the ice and has made a noteworthy humanitarian contribution in his community. Each NHL club selects one nominee who best embodies these qualities, while finalists are chosen by select members of the media.

2017-18:	Tyler Seguin
2016-17:	Jason Spezza
2015-16:	Jason Spezza
2014-15:	Vernon Fiddler
2013-14:	Tyler Seguin
2012-13:	Vernon Fiddler
2011-12:	Vernon Fiddler
2010-11:	Toby Petersen
2009-10:	Brad Richards
2008-09:	Marty Turco
2007-08:	Marty Turco
2006-07:	Marty Turco
2005-06:	Marty Turco
2004-05:	---
2003-04:	Marty Turco
2002-03:	Bill Guerin
2001-02:	Marty Turco
2000-01:	J. Langenbrunner
1999-00:	Blake Sloan
1998-99:	Brent Severyn
1997-98:	Ed Belfour
1996-97:	Andy Moog
1995-96:	Andy Moog
1994-95:	Mike Modano
1993-94:	Mark Tinordi
1992-93:	Dave Gagner
1991-92:	Mark Tinordi
1990-91:	Curt Giles
1989-90:	Curt Giles
1988-89:	Frantisek Musil
1987-88:	Basil McRae

1999 STANLEY CUP CHAMPIONS

Thomas Hicks, Jim Lites, Bob Gainey, Doug Armstrong, Craig Button, Ken Hitchcock, Doug Jarvis, Rick Wilson, Rich McLaughlin, Jeff Cogen, Bill Strong, Tim Bernhardt, Doug Overton, Bob Gernander, Stu Macgregor, Dave Surprenant, Dave Smith, Rich Matthews, J.J. McQueen, Rick St. Croix, Dan Stuchal, Larry Kelly, Ed Belfour, Guy Carbonneau, Shawn Chambers, Derian Hatcher, Benoit Hogue, Tony Hrkac, Brett Hull, Mike Keane, Jamie Langenburrner, Jere Lehtinen, Craig Ludwig, Grant Marshall, Richard Matvichuk, Mike Modano, Joe Nieuwendyk, Derek Plante, Dave Reid, Jon Sim, Brian Skrudland, Blake Sloan, Darryl Sydor, Roman Turek, Pat Verbeek, Sergei Zubov

POSTSEASON RESULTS

Conference Quarterfinals: Defeated Edmonton, 4-0

Conference Semifinals: Defeated St. Louis, 4-2

Conference Final: Defeated Colorado, 4-3

Stanley Cup Final: Defeated Buffalo, 4-2





CLARENCE S.
CAMPBELL
BOWL

PRESENTED TO THE
CAMPBELL CONFERENCE
(1981-1993) AND THE
WESTERN CONFERENCE
(1993 - PRES.) PLAYOFF
CHAMPIONS

1990 - 1991
1998 - 1999
1999 - 2000



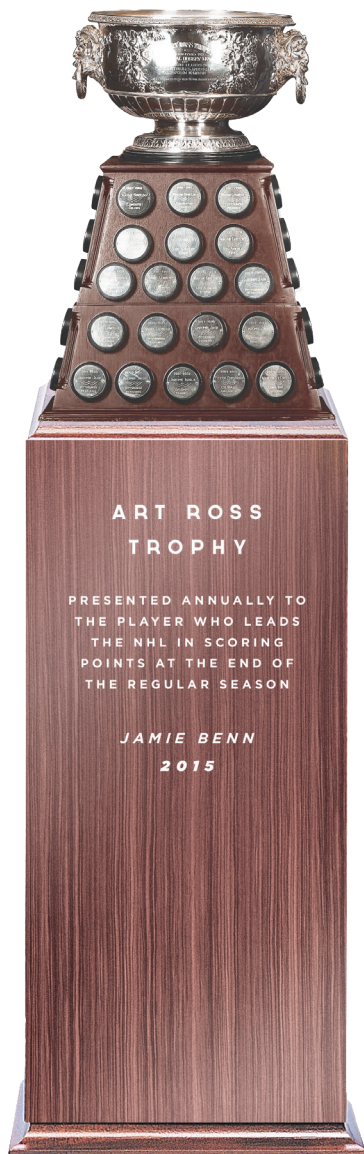
PRESIDENTS'
TROPHY

PRESENTED TO THE CLUB
FINISHING THE REGULAR
SEASON WITH THE BEST
OVERALL RECORD

1997 - 1998
(109 POINTS)

1998 - 1999
(114 POINTS)









WILLIAM M.
JENNINGS
TROPHY

PRESENTED ANNUALLY TO
THE GOALKEEPER(S) HAVING
PLAYED A MINIMUM OF 25
GAMES FOR THE TEAM WITH
THE FEWEST GOALS
SOCARED AGAINST IT

ED BELFOUR
ROMAN TUREK
1999



BILL
MASTERTON
TROPHY

PRESENTED ANNUALLY TO
THE PLAYER WHO BEST
EXEMPLIFIES THE QUALITIES
OF PERSEVERANCE,
SPORTSMANSHIP, AND
DEDICATION TO HOCKEY

AL MACADAM
1980



LESTER PATRICK
TROPHY

PRESENTED ANNUALLY FOR
OUTSTANDING SERVICE
TO HOCKEY IN THE UNITED
STATES. ELIGIBLE
RECIPIENTS ARE PLAYERS,
COACHES, OFFICIALS,
EXECUTIVES AND REFEREES

WALTER BUSH
1973

JOHN MARIUCCI
1977

LOU NANNE
1989

NEAL BROTEN
1998

DIVISION CHAMPIONSHIPS



NORRIS DIVISION

1981 - 1982

1983 - 1984

CENTRAL DIVISION

1996 - 1997

1997 - 1998

2015 - 2016

PACIFIC DIVISION


1998 - 1999

1999 - 2000

2000 - 2001

2002 - 2003

2005 - 2006



JAMIE BENN	2013-PRESENT
BRENDEN MORROW	2006-2013
MIKE MODANO	2003-2006
DERIAN HATCHER	1994-2003
NEAL BROTEN	1994-1995
MARK TINORDI	1991-1994
CURT GILES	1988-1991
CURT FRASER	1988-1989
BOB ROUSE	1988-1989
CRAIG HARTSBURG	1984-1988
BRIAN BELLOWES	1983-1984
CRAIG HARTSBURG	1983-1984
TIM YOUNG	1981-1982
PAUL SHMYR	1979-1987
J.P. PARISE	1978-1979
NICK BEVERLEY	1977-1978
BILL HOGABOAM	1976-1977
BILL GOLDSWORTHY	1974-1976
TED HARRIS	1970-1974
CLAUDE LAROSE	1969-1970
MOOSE VASKO	1968-1969
BOB WOYTOWICH	1967-1968

HOCKEY HALL OF FAME

Builders



JOHN MARIUCCI
1985




WALTER BUSH
2000



HERB BROOKS
2006


Players




HARRY HOWELL
1979



GUMP WORSLEY
1980



LEO BOIVIN
1986



MIKE GARTNER
2001



LARRY MURPHY
2004



BRETT HULL
2009

HOCKEY HALL OF FAME

Players



DINO CICCARELLI
2010




ED BELFOUR
2011



JOE NIEUWENDYK
2011



MIKE MODANO
2014



ERIC LINDROS
2016



SERGEI MAKAROV
2016



DAVE STRADER
2017 FOSTER HEWITT
AWARD RECIPIENT





ON JANUARY 24, 2007, THE STAGE WAS SET FOR DALLAS TO HOST THE 55TH NHL ALL-STAR GAME AT AMERICAN AIRLINES CENTER.

This marked the first time since the team moved to Dallas that it was hosting the All-Star festivities, and just the second time in franchise history as the club also hosted the 1972 All-Star Game in Minnesota. Defenseman Philippe Boucher and goaltender Marty Turco represented the Stars in the game as they both were voted onto the Western Conference roster through the fan voting process, while Boucher was named a starter in the contest, replacing Anaheim's Scott Niedermayer who could not play in the game due to injury.

Former Dallas bench boss Lindy Ruff also participated in the All-Star Game as he was named head coach of the Eastern Conference All-Stars. With a capacity crowd of 18,532 on hand, the West defeated the East in the contest by a final score of 12-9, with then-Buffalo Sabres forward Daniel Briere being named the MVP of the game.

NHL ALL-STAR GAME


1967-68: Dave Bala
1968-69: Danny Grant
Claude Larose
Danny O'Shea
Elmer Vasko
1969-70: Bill Goldsworthy
Danny Grant
Claude Larose
Danny O'Shea
J.P. Parise
1970-71: Danny Grant
Ted Harris
1971-72: Bill Goldsworthy
Ted Harris
Doug Mohs
Gump Worsley
1972-73: Barry Gibbs
J.P. Parise
1973-74: Bill Goldsworthy
Dennis Hextall
1974-75: Bill Goldsworthy
Dennis Hextall
1975-76: Bill Goldsworthy
1976-77: Tim Young
1977-78: Roland Eriksson
1979-80: Craig Hartsburg
Gilles Meloche
Steve Payne
Gary Sargent
1980-81: Don Beaupre
Bobby Smith

1981-82: Dino Ciccarelli
Craig Hartsburg
Gilles Meloche
Bobby Smith
1982-83: Neal Broten
Dino Ciccarelli
Craig Hartsburg
Tom McCarthy
1983-84: Brian Bellows
Brad Maxwell
1984-85: Tony McKegney
Steve Payne
1985-86: Neal Broten
1987-88: Brian Bellows
1988-89: Dino Ciccarelli
1989-90: Mike Gartner
1990-91: Dave Gagner
1991-92: Brian Bellows
Mark Tinordi
Jon Casey
1992-93: Mike Modano
1993-94: Mike Modano
Russ Courttnall
1995-96: Kevin Hatcher
Derian Hatcher
1996-97: Mike Modano
Andy Moog
1997-98: Ed Belfour
Jere Lehtinen
Mike Modano
Darryl Sydor
Sergei Zubov

1998-99: Ed Belfour
Mike Modano
Darryl Sydor
Sergei Zubov
1999-00: Mike Modano
Sergei Zubov
2000-01: Brett Hull
2001-02: Jere Lehtinen
2002-03: Bill Guerin
Mike Modano
Marty Turco
2003-04: Bill Guerin
Mike Modano
Marty Turco
2006-07: Philippe Boucher
Marty Turco
2007-08: Sergei Zubov
Mike Ribeiro
2008-09: Mike Modano
Stephane Robidas
Brad Richards
Loui Eriksson
2010-11: Jamie Benn
2011-12: Tyler Seguin
2014-15: Jamie Benn
2015-16: Tyler Seguin
Lindy Ruff
2016-17: Tyler Seguin
2017-18: John Klingberg
Tyler Seguin

BRAND HISTORY

CURRENT BRANDING




DALLAS
STARS





REGULAR SEASON

RECORDS



STREAKS

LONGEST WINNING STREAK

Overall: 7, Four Times, last: Jan. 29 - Feb. 11, 2008
 Home: 11, Nov. 4 - Dec. 27, 1972
 Road: 8, Dec. 13, 2010 - Jan. 20, 2011

LONGEST POINT STREAK

Overall: 15, Dec. 6, 1998 - Jan. 16, 1999 (13-0-2)
 Home: 17, Jan. 23 - March 20, 2004 (13-0-4)
 Road: 11, Dec. 27, 2002 - Feb. 27, 2003 (7-0-4)

LONGEST UNBEATEN STREAK

Overall: 15, Dec. 6, 1998 - Jan. 6, 1999 (12-0-3)
 Home: 17, Jan. 23 - March 20, 2004 (13-0-4)
 Road: 10 (2X), last: Dec. 27, 2002 - Feb. 25, 2003 (7-0-3)

LONGEST LOSING STREAK

Overall: 10, Feb. 1 - Feb. 20, 1976
 Home: 6 (2X), last: Feb. 21 - March 8, 2009
 Road: 8 (2X), last: Jan. 28 - March 3, 1988

LONGEST WINLESS STREAK

Overall: 20, Jan. 17 - Feb. 28, 1970
 Home: 12, Jan. 17 - Feb. 25, 1970 (0-8-0-4)
 Road: 23, Oct. 25, 1974-Jan. 28, 1975 (0-19-0-4)

CONSECUTIVE SHUTOUT STREAK FOR

Overall: 192:24 (Nov. 21-26, 1997)
 Home: 154:19 (Dec. 2-8, 2006)
 Road: 148:22 (Nov. 19-26, 1972)

CONSECUTIVE SHUTOUT STREAK AGAINST

Overall: 262:03 (Jan. 28 - Feb. 6, 1988)
 Home: 203:02 (Dec. 27, 1972 - Jan. 13, 1973)
 Road: 237:06 (Nov. 7-18, 1975)

CONSECUTIVE GAMES WITHOUT BEING SHUTOUT

Overall: 115, Jan. 16, 1982 - March 29, 1983
 Home: 137, Nov. 1, 1978 - Jan. 9, 1982
 Road: 102, March 16, 1985 - Dec. 18, 1987

CONSECUTIVE GAMES WITHOUT RECORDING A SHUTOUT

Overall: 117, Dec. 23, 1987 - March 16, 1989
 Home: 92, Feb. 4, 1987 - March 16, 1989
 Road: 194, Jan. 17, 1983 - Dec. 18, 1987

CONSECUTIVE WINS BY MULTIPLE GOALS

Overall: 7, Nov. 22 - Dec. 5, 1997
 Home: 10, Nov. 4 - Dec. 16, 1972
 Road: 5 (2X), last: Dec. 28 - Jan. 20, 2011

CONSECUTIVE HOME GAMES

8, Feb. 20 - March 7, 2004 (7-0-1)

CONSECUTIVE ROAD GAMES

7, Dec. 15 - 27, 2002 (2-3-2)

CONSECUTIVE SELLOUTS

202, Oct. 24, 1998 - Oct. 8, 2003 2013

CONSECUTIVE OT GAMES PLAYED IN

Overall: 4, many times, last: Nov. 1 - 7, 2013
 Home: 3, many times, last: Feb. 26 - March 8, 2012
 Road: 3, many times, last: Nov. 3 - 7, 2013

CONSECUTIVE SO GAMES PLAYED IN

Overall: 3, Jan. 25 - 28, 2006
 Home: 2, many times, last: Nov. 29 - Dec. 1, 2013
 Road: 2, many times, last: Nov. 3 - 5, 2013

CONSECUTIVE GAMES GOING TO OT/SO AND RECORDING A WIN

Overall: 4, Jan. 25 - 30, 2006
 Home: 3 (2X), last: Dec. 16 - 27, 2008
 Road: 3, last: Nov. 3 - 7, 2013

CONSECUTIVE OT WINS, NO SO

Overall: 3 (2X), Feb. 4 - Feb. 15, 2016
 Home: 3, Feb. 16 - March 10, 2001
 Road: 3, Feb. 4 - Feb. 15, 2016

CONSECUTIVE OT WINS, INCL. SO

Overall: 6 (2X), last: Nov. 26 - Dec. 29, 2007
 Home: 6, Dec. 2, 2005 - March 24, 2006
 Road: 4 (3X), last: March 5 - April 4, 2015

CONSECUTIVE OT LOSSES, NO SO

Overall: 5, Oct. 20 - Nov. 15, 2016
 Home: 2, many times, last: Dec. 29, 2013 - Jan. 30, 2014
 Road: 4, Nov. 1 - Nov. 28, 2016

CONSECUTIVE OT LOSSES, INCL. SO

Overall: 8, Nov. 29, 2013 - Feb. 5, 2014 (5 OTL, 3 SOL)
 Home: 6, Oct. 26, 2013 - March 14, 2014 (3 OTL, 3 SOL)
 Road: 5 (2X), last: Nov. 1, 2016 - March 23, 2017 (4 OTL, 1 SOL)

CONSECUTIVE GAMES SCORING A PPG

Overall: 18, Oct. 28 - Dec. 10, 2005
 Home: 13 (2X), last: Oct. 16 - Dec. 9, 1993
 Road: 10 (2X), last: Feb. 2 - March 22, 1991

CONSECUTIVE GAMES WITHOUT A PPG

Overall: 12, Oct. 10 - Nov. 8, 1970
 Home: 8 (2X), last: Dec. 11, 1996 - Jan. 10, 1997
 Road: 9 (3X), last: March 9 - April 2, 2004

CONSECUTIVE GAMES WITHOUT ALLOWING A PPG

Overall: 14, Nov. 29 - Dec. 27, 1967
 Home: 8 (2X), last: Nov. 24 - Dec. 31, 2003
 Road: 12, Oct. 24 - Dec. 8, 1971

CONSECUTIVE GAMES ALLOWING A PPG

Overall: 15, Oct. 19 - Nov. 21, 1985
 Home: 11 (2X), last: Jan. 5 - Feb. 11, 1996
 Road: 11 (3X), last: Jan. 17 - March 13, 2004

CONSECUTIVE GAMES SCORING A SHG

Overall: 2, many times, last: Feb. 10-13, 2015
 Home: 3, March 12 - 26, 1984
 Road: 2, many times, last: March 5 - 7, 2011

CONSECUTIVE GAMES ALLOWING A SHG

Overall: 4 (2X), last: Oct. 17 - 24, 1991
 Home: 3, Nov. 28 - Dec. 13, 1986
 Road: 2, many times, last: Feb. 9 - 12, 2017

CONSECUTIVE SUCCESSFUL PENALTY KILLS

42, Nov. 21 - Dec. 21, 1997

CONSECUTIVE UNSUCCESSFUL POWER PLAY OPPORTUNITIES

42, March 6 - 28, 1996

CONSECUTIVE GAMES WITH A PENALTY SHOT FOR

2, April 3 - 4, 2015 (T. Moen-Goal: C. Eakin-Goal)

CONSECUTIVE GAMES WITH A PENALTY SHOT AGAINST

1, many times, last: Jan. 4, 2014 (J. Abdelkader-DET)

TEAM RECORDS - GAME

GOALS FOR

Overall
 Most: 15, Nov. 11, 1981 vs. WPG (W, 15-2)
 Fewest: 0 (194X), last: Dec. 12, 2015 @ STL (L, 0-3)

Home

Most: 15, Nov. 11, 1981 vs. WPG (W, 15-2)
 Fewest: 0 (74X), last: March 15, 2015 vs. STL (L, 0-3)

Road

Most: 10 (2X), last: Dec. 11, 1985 @ DET (W, 10-2)
 Fewest: 0 (120X), last: Dec. 12, 2015 @ STL (L, 0-3)

GOALS AGAINST

Overall
 Most: 12, Jan. 4, 1984 @ EDM (L, 8-12)
 Fewest: 0 (193X), last: March 19, 2016 vs. NYI (W, 3-0)

Home

Most: 11, Dec. 4, 1976 vs. NYR (L, 4-11)
 Fewest: 0 (121X), last: March 19, 2016 vs. NYI (W, 3-0)

Road

Most: 12, Jan. 4, 1984 @ EDM (L, 8-12)
 Fewest: 0 (72X), last: April 8, 2015 @ ANA (W, 4-0)

GOALS, BOTH TEAMS**Overall**

Most: 20, Jan. 4, 1984 @ EDM (L, 8-12)
 Fewest: 0 (6X), last: Dec. 21, 1999 @ CGY (T, 0-0)

Home

Most: 17, Nov. 11, 1981 vs. WPG (W, 15-2)
 Fewest: 0, March 22, 1998 vs. PIT (T, 0-0)

Road

Most: 20, Jan. 4, 1984 @ EDM (L, 8-12)
 Fewest: 0 (5X), last: Dec. 21, 1999 @ CGY (T, 0-0)

LARGEST MARGIN OF VICTORY

Overall: 13, Nov. 11, 1981 vs. WPG (W, 15-2)
 Home: 13, Nov. 11, 1981 vs. WPG (W, 15-2)
 Road: 8, Dec. 11, 1985 @ DET (W, 10-2)

LARGEST MARGIN OF DEFEAT

Overall: 9 (3X), last: Jan. 9, 1990 @ DET (L, 0-9)
 Home: 8 (3X), last: Nov. 26, 1975 vs. NYI (L, 1-9)
 Road: 9 (3X), last: Jan. 9, 1990 @ DET (L, 0-9)

MOST GOALS FOR IN A LOSS

Overall: 9, Oct. 7, 1983 @ VAN (L, 9-10)
 Home: 6 (3X), last: Oct. 13, 1988 vs. PHI (L, 6-7)
 Road: 9, Oct. 7, 1983 @ VAN (L, 9-10)

GOALS FOR IN A WIN**Overall**

Most: 15, Nov. 11, 1981 vs. WPG (W, 15-2)
 Fewest: 1 (25X), last: March 13, 2012 @ MIN (W, 1-0)

Home

Most: 15, Nov. 11, 1981 vs. WPG (W, 15-2)
 Fewest: 1 (12X), last: Jan. 24, 2012 vs. ANA (W, 1-0)

Road

Most: 10 (2X), last: Dec. 11, 1985 @ DET (W, 10-2)
 Fewest: 1 (13X), last: March 13, 2012 @ MIN (W, 1-0)

MOST ASSISTS

Overall: 24, Nov. 11, 1981 vs. WPG (W, 15-2)
 Home: 24, Nov. 11, 1981 vs. WPG (W, 15-2)
 Road: 19, Jan. 27, 1984 @ STL (W, 10-8)

MOST ASSISTS AGAINST

Overall: 20 (3X), last: Jan. 4, 1984 @ EDM (L, 8-12)
 Home: 19, Dec. 4, 1976 vs. NYR (L, 4-11)
 Road: 20 (3X), last: Jan. 4, 1984 @ EDM (L, 8-12)

MOST ASSISTS, COMBINED

Overall: 35, Jan. 27, 1984 @ STL (W, 10-8)
 Home: 28 (3X), last: Feb. 6, 1988 vs. WPG (T, 8-8)
 Road: 35, Jan. 27, 1984 @ STL (W, 10-8)

MOST POWER PLAY GOALS

Overall: 5 (2X), last: Nov. 16, 1982 @ LAK (W, 8-3)
 Home: 5, Nov. 11, 1981 vs. WPG (W, 15-2)
 Road: 5, Nov. 16, 1982 @ LAK (W, 8-3)

MOST POWER PLAY GOALS AGAINST

Overall: 7, Jan. 4, 1975 vs. BOS (L, 0-8)
 Home: 7, Jan. 4, 1975 vs. BOS (L, 0-8)
 Road: 6, Oct. 7, 1983 @ NJD (L, 5-7)

MOST POWER PLAY GOALS, COMBINED

Overall: 10 (2X), last: Oct. 13, 1988 vs. PHI (L, 6-7)
 Home: 10, Oct. 13, 1988 vs. PHI (L, 6-7)
 Road: 10, Oct. 7, 1983 @ VAN (L, 9-10)

MOST SHORTHANDED GOALS

Overall: 3, Dec. 3, 1988 @ HFD (W, 4-2)
 Home: 2, many times, last: Feb. 27, 2014 vs. CAR (W, 4-1)
 Road: 3, Dec. 3, 1988 @ HFD (W, 4-2)

MOST SHORTHANDED GOALS AGAINST

Overall: 3 (3X), last: April 14, 1992 vs. DET (L, 4-7)
 Home: 3, April 14, 1992 vs. DET (L, 4-7)
 Road: 3 (2X), last: Jan. 9, 1990 @ DET (L, 0-9)

MOST PENALTIES

Overall: 42, Feb. 26, 1981 vs. BOS (L, 1-5)
 Home: 42, Feb. 26, 1981 vs. BOS (L, 1-5)
 **Road: 20, Dec. 31, 1993 @ CHI (W, 5-2)

MOST PENALTIES, COMBINED

Overall: 84, Feb. 26, 1981 vs. BOS (L, 1-5)
 Home: 84, Feb. 26, 1981 vs. BOS (L, 1-5)
 **Road: 36 (2X), last: Nov. 1, 2008 @ BOS (L, 1-5)

MOST PENALTY MINUTES

Overall: 211 PIM, Feb. 26, 1981 vs. BOS (L, 1-5)
 Home: 211 PIM, Feb. 26, 1981 vs. BOS (L, 1-5)
 **Road: 115 PIM, April 1, 1990 @ CHI (L, 1-4)

MOST PENALTY MINUTES, COMBINED

Overall: 406 PIM, Feb. 26, 1981 vs. BOS (L, 1-5)
 Home: 406 PIM, Feb. 26, 1981 vs. BOS (L, 1-5)
 **Road: 212 PIM, April 1, 1990 @ CHI (L, 1-4)

MOST PENALTY SHOTS

Overall: 1, many times, last: Nov. 2, 2015 @ TOR (V. Nichushkin, No Goal)
 Home: 1, many times, last: April 3, 2015 vs. STL (T. Moen, Goal)
 Road: 1, many times, last: Nov. 2, 2015 @ TOR (V. Nichushkin, No Goal)

MOST PENALTY SHOTS AGAINST

Overall: 1, many times, last: Feb. 12, 2017 vs. NSH (C. Smith, No Goal)
 Home: 1, many times, last: Feb. 12, 2017 vs. NSH (C. Smith, No Goal)
 Road: 1, many times, last: Dec. 27, 2016 @ ARI (R. Vrbata, Goal)

MOST PENALTY SHOTS, COMBINED

Overall: 1, many times, last: Feb. 12, 2017 vs. NSH (C. Smith, No Goal)
 Home: 1, many times, last: Feb. 12, 2017 vs. NSH (C. Smith, No Goal)
 Road: 1, many times, last: Dec. 27, 2016 @ ARI (R. Vrbata, Goal)

SHOTS**Overall**

Most: 68, March 24, 1981 vs. LAK (L, 3-4)
 Fewest: 10 (2X), last: April 4, 1975 vs. VAN (L, 1-4)

Home

Most: 68, March 24, 1981 vs. LAK (L, 3-4)
 Fewest: 10 (2X), last: April 4, 1975 vs. VAN (L, 1-4)

Road

Most: 59, Nov. 2, 1982 @ HFD (W, 7-6)
 Fewest: 10 (3X), last: Jan. 12, 1981 @ BOS (L, 3-4)

SHOTS AGAINST**Overall**

Most: 67, Feb. 7, 1971 @ BOS (T, 4-4)
 Fewest: 9, Nov. 4, 1998 @ SJS (L, 1-4)

Home

Most: 54, Nov. 26, 1989 vs. CHI (W, 5-3)
 Fewest: 11 (3X), last: Oct. 19, 2003 vs. MIN (W, 3-1)

Road

Most: 67, Feb. 7, 1971 @ BOS (T, 4-4)
 Fewest: 9, Nov. 4, 1998 @ SJS (L, 1-4)

SHOTS, COMBINED**Overall**

Most: 103, March 28, 1988 vs. CHI (T, 7-7)
 Minnesota: 63 Chicago: 40
 Fewest: 30 (2X), last: Nov. 27, 1998 vs. WSH (W, 4-0)
 Dallas: 15 Washington: 15

Home

Most: 103, March 28, 1988 vs. CHI (T, 7-7)
 Minnesota: 63 Chicago: 40
 Fewest: 30, Nov. 27, 1998 vs. WSH (W, 4-0)

TEAM RECORDS - GAME // DALLAS STARS HOCKEY CLUB

Dallas: 15 Washington: 15

Road

Most: 99, Feb. 7, 1971 @ BOS (T, 4-4)
 Minnesota: 45 Boston: 45
 Fewest: 30, Nov. 4, 1998 @ SJS (L, 0-4)
 Dallas: 21 San Jose: 9

LARGEST SHOT DIFFERENTIAL**Overall**

For: 49, March 24, 1981 vs. LAK (L, 3-4)
 Minnesota: 68 Los Angeles: 19
 Against: 35 (2X), last: Dec. 4, 1974 @ LAK (L, 1-4)
 Minnesota: 16 Los Angeles: 51

Home

For: 49, March 24, 1981 vs. LAK (L, 3-4)
 Minnesota: 68 Los Angeles: 19
 Against: 29, April 15, 1998 vs. DET (W, 3-1)
 Dallas: 16 Detroit: 45

Road

For: 31, Nov. 2, 1981 @ HFD (W, 7-6)
 Minnesota: 59 Hartford: 28
 Against: 35 (2X), last: Dec. 4, 1974 @ LAK (L, 1-4)
 Minnesota: 16 Los Angeles: 51

MOST SAVES

Overall: 63, Feb. 7, 1971 @ BOS (T, 4-4)
 Home: 51, Nov. 26, 1989 vs. CHI (W, 5-3)
 Road: 63, Feb. 7, 1971 @ BOS (T, 4-4)

MOST SAVES AGAINST

Overall: 65, March 24, 1981 vs. LAK (L, 3-4)
 Home: 65, March 24, 1981 vs. LAK (L, 3-4)
 Road: 52, Nov. 2, 1982 @ HFD (W, 7-6)

MOST SAVES, COMBINED

Overall: 91 (3X), last: Dec. 4, 1984 vs. LAK (T, 2-2)
 Home: 91 (2X), last: Dec. 4, 1984 vs. LAK (T, 2-2)
 Road: 91, Feb. 7, 1971 @ BOS (T, 4-4)

MOST HITS (since 1999-2000 season)

Overall
 For: 62, Nov. 21, 2009 vs. NJD (W, 5-3)
 Against: 67, Nov. 17, 1999 @ WSH (T, 2-2)

Home

For: 62, Nov. 21, 2009 vs. NJD (W, 5-3)
 Against: 58, Dec. 13, 2000 vs. EDM (W, 5-2)

Road

For: 46, April 15, 2013 @ CHI (L, 2-5)
 Against: 67, Nov. 17, 1999 @ WSH (T, 2-2)

MOST BLOCKS (since 1999-2000 season)**Overall**

For: 31, Jan. 31, 2015 @ WPG (W, 5-3)
 Against: 32, Oct. 30, 2009 vs. FLA (SOL, 5-6)

Home

For: 30, April 12, 2013 vs. SJS (W, 2-1)
 Against: 32, Oct. 30, 2009 vs. FLA (SOL, 5-6)

Road

For: 31, Jan. 31, 2015 @ WPG (W, 5-3)
 Against: 30, March 9, 2013 @ PHX (L, 1-2)

MOST TAKEAWAYS (since 1999-2000 season)**Overall**

For: 29, Oct. 13, 2001 vs. CGY (SOL, 3-4)
 Against: 29, Oct. 29, 2001 @ NYR (L, 2-4)

Home

For: 29, Oct. 13, 2001 vs. CGY (SOL, 3-4)
 Against: 21, Feb. 5, 2008 vs. VAN (SOW, 3-2)

Road

For: 26, March 15, 2000 @ NJD (W, 3-2)
 Against: 29, Oct. 29, 2001 @ NYR (L, 2-4)

FACEOFF WINS (since 1999-2000 season)**Overall**

Most: 49 (5X), last: Feb. 20, 2016 vs. BOS (L, 3-7)

Fewest: 12 (3X), last: Feb. 2, 2012 @ SJS (L, 2-5)

Home

Most: 49 (4X), last: Feb. 20, 2016 vs. Boston (L, 3-7)
 Fewest: 12, March 2, 2007 vs. CBJ (SOL, 2-3)

Road

Most: 49, Nov. 28, 1999 @ ATL (W, 4-2)
 Fewest: 12 (2X), last: Feb. 2, 2012 @ SJS (L, 2-5)

FACEOFF LOSSES (since 1999-2000 season)**Overall**

Most: 52, March 27, 2003 @ CGY (O, 1-2)
 Fewest: 14, Nov. 15, 2008 @ PHX (W, 3-2)

Home

Most: 49, Nov. 18, 2010 vs. SJS (OTW, 5-4)
 Fewest: 15 (2X), last: April 2, 2010 vs. EDM (W, 6-3)

Road

Most: 52, March 27, 2003 @ CGY (O, 1-2)
 Fewest: 14, Nov. 15, 2008 @ PHX (W, 3-2)

FACEOFF WIN % (since 1999-2000 season)**Overall**

High: 72.2% (39-15), Jan. 23, 2006 vs. PHX (W, 4-1)
 Low: 23.1% (12-40), Feb. 2, 2012 @ SJS (L, 2-5)

Home

High: 72.2% (39-15), Jan. 23, 2006 vs. PHX (W, 4-1)
 Low: 33.3% (12-24), March 2, 2007 vs. CBJ (SOL, 2-3)

Road

High: 71.0% (49-20), Nov. 28, 1999 @ ATL (W, 4-2)
 Low: 23.1% (12-40), Feb. 2, 2012 @ SJS (L, 2-5)

TEAM RECORDS - PERIOD

MOST GOALS

Overall: 8, Nov. 11, 1981 vs. WPG (W, 15-2), 2nd pd.
 Home: 8, Nov. 11, 1981 vs. WPG (W, 15-2), 2nd pd.
 Road: 6, March 16, 1971 @ LAK (W, 7-2), 1st pd.

MOST GOALS AGAINST

Overall: 6 (2X), last: Nov. 19, 1975 vs. MTL (L, 0-6), 3rd pd.
 Home: 6 (2X), last: Nov. 19, 1975 vs. MTL (L, 0-6), 3rd pd.
 Road: 5, many times, last: Jan. 14, 1996 @ NJD (L, 2-7), 3rd pd.

MOST GOALS, COMBINED

Overall: 9 (2X), last: Jan. 4, 1984 @ EDM (L, 8-12), 2nd pd.
 Home: 9, Nov. 11, 1981 vs. WPG (W, 15-2), 2nd pd.
 Road: 9, Jan. 4, 1984 @ EDM (L, 8-12), 2nd pd.

MOST POWER PLAY GOALS

Overall: 4, Nov. 16, 1982 @ LAK (W, 8-3), 2nd pd.
 Home: 3, many times, last: Nov. 4, 2011 vs. COL (W, 7-6), 2nd pd.
 Road: 4, Nov. 16, 1982 @ LAK (W, 8-3), 2nd pd.

MOST POWER PLAY GOALS AGAINST

Overall: 5, Jan. 4, 1975 vs. BOS (L, 0-8), 2nd pd.
 Home: 5, Jan. 4, 1975 vs. BOS (L, 0-8), 2nd pd.
 Road: 4 (2X), last: Jan. 14, 1996 @ NJD (L, 2-7), 3rd pd.

MOST POWER PLAY GOALS, COMBINED

Overall: 5 (5X), last: Oct. 13, 1988 vs. PHI (L, 6-7), 3rd pd.
 Home: 5 (2X), last: Oct. 13, 1988 vs. PHI (L, 6-7), 3rd pd.
 Road: 5 (3X), last: Oct. 19, 1986 @ CHI (W, 8-5), 1st pd.

MOST SHORTHANDED GOALS

Overall: 3, Dec. 3, 1988 @ HFD (W, 4-2), 2nd pd.
 Home: 2, many times, last: March 16, 2010 vs. SJS (W, 8-2), 3rd
 Road: 3, Dec. 3, 1988 @ HFD (W, 4-2), 2nd pd.

MOST SHORTHANDED GOALS AGAINST

Overall: 2, many times, last: March 15, 2011 vs. SJS (L, 3-6), 3rd
 Home: 2, many times, last: March 15, 2011 vs. SJS (L, 3-6), 3rd
 Road: 2, many times, last: Nov. 27, 2006 @ DET (L, 1-2), 3rd pd.

MOST SHORTHANDED GOALS, COMBINED

Overall: 4, Dec. 3, 1995 @ COL (W, 7-6), 2nd pd.
 Home: 3, Dec. 3, 1985 vs. CHI (W, 9-2), 2nd pd.

Road: 4, Dec. 3, 1995 @ COL (W, 7-6), 2nd pd.

MOST SHOTS

Overall: 32, Dec. 13, 1972 vs. PHI (W, 7-2), 1st pd.

Home: 32, Dec. 13, 1972 vs. PHI (W, 7-2), 1st pd.

Road: 24 (2X), last: Nov. 27, 2006 @ CBJ (L, 6-8), 1st pd.

MOST SHOTS AGAINST

Overall: 26, Jan. 7, 1970 @ TOR (T, 3-3) 3rd pd.

Home: 24, Jan. 31, 1970 vs. TOR (L, 2-4) 1st pd.

Road: 26, Jan. 7, 1970 @ TOR (T, 3-3) 3rd pd.

MOST SHOTS, COMBINED

Overall: 42, Dec. 13, 1972 vs. PHI (W, 7-2), 1st pd.

Home: 42, Dec. 13, 1972 vs. PHI (W, 7-2), 1st pd.

Road: 40, Feb. 7, 1971 @ BOS (T, 4-4), 1st pd.

LARGEST SHOT ADVANTAGE

Overall: 27, March 24, 1981 vs. LAK (L, 3-4), 3rd pd.

Home: 27, March 24, 1981 vs. LAK (L, 3-4), 3rd pd.

Road: 19, Nov. 11, 1996 @ ANA (W, 5-3), 1st pd.

LARGEST SHOT DEFICIT

Overall: 22, March 15, 1987 @ CHI (W, 4-2), 2nd pd.

Home: 17, April 14, 1999 vs. PHX (W, 4-2), 3rd pd.

Road: 22, March 15, 1987 @ CHI (W, 4-2), 2nd pd.

MOST SAVES

Overall: 25 (2X), last: March 15, 1987 @ CHI (W, 4-2), 2nd pd.

Home: 22 (3X), last: Oct. 7, 2011 vs. CHI (W, 2-1), 2nd pd.

Road: 25 (2X), last: March 15, 1987 @ CHI (W, 4-2), 2nd pd.

MOST SAVES AGAINST

Overall: 29, Dec. 13, 1972 vs. PHI (W, 7-2), 1st pd.

Home: 29, Dec. 13, 1972 vs. PHI (W, 7-2), 1st pd.

Road: 23, Nov. 1, 2002 @ CBJ (L, 2-4), 1st pd.

MOST SAVES, COMBINED

Overall: 38, Dec. 13, 1972 vs. PHI (W, 7-2), 1st pd.

Home: 38, Dec. 13, 1972 vs. PHI (W, 7-2), 1st pd.

Road: 37, Feb. 7, 1971 @ BOS (T, 4-4), 1st pd.

MOST ASSISTS

Overall: 14, Nov. 11, 1981 vs. WPG (W, 15-2), 2nd pd.

Home: 14, Nov. 11, 1981 vs. WPG (W, 15-2), 2nd pd.

Road: 12, Jan. 27, 1984 @ STL (W, 10-8) 3rd pd.

MOST ASSISTS AGAINST

Overall: 10, many times, last: Feb. 17, 1993 vs. LAK (L, 5-10), 3rd

Home: 10, many times, last: Feb. 17, 1993 vs. LAK (L, 5-10), 3rd

Road: 10, many times, last: March 24, 1991 @ CHI (L, 4-5), 2nd

MOST ASSISTS, COMBINED

Overall: 18, Jan. 27, 1984 @ STL (W, 10-8), 2nd pd.

Home: 14, many times, last: Feb. 6, 1988 vs. WPG (T, 8-8), 3rd

Road: 18, Jan. 27, 1984 @ STL (W, 10-8), 2nd pd.

MOST POINTS

Overall: 22, Nov. 11, 1981 vs. WPG (W, 15-2), 2nd pd.

Home: 22, Nov. 11, 1981 vs. WPG (W, 15-2), 2nd pd.

Road: 18, Jan. 27, 1984 @ STL (W, 10-8), 3rd pd.

MOST POINTS AGAINST

Overall: 16 (2X), last: April 5, 1978 @ PIT (L, 2-7), 3rd pd.

Home: 16, Jan. 4, 1975 vs. BOS (L, 0-8), 2nd pd.

Road: 16, April 5, 1978 @ PIT (L, 2-7), 3rd pd.

MOST POINTS, COMBINED

Overall: 25, Nov. 11, 1981 vs. WPG (W, 15-2), 2nd pd.

Home: 25, Nov. 11, 1981 vs. WPG (W, 15-2), 2nd pd.

Road: 27, Jan. 27, 1984 @ STL (W, 10-8), 3rd pd.

MOST CONSECUTIVE GOALS SCORED

Overall: 6, many times, last: Feb. 6, 2009 vs. NYR (W, 10-2), 3rd

Home: 6, many times, last: Feb. 6, 2009 vs. NYR (W, 10-2), 3rd

Road: 6 (2X), last: Jan. 12, 1983 @ PIT (W, 7-0) 3rd pd.

MOST CONSECUTIVE GOALS AGAINST

Overall: 6, many times, last: March 5, 1987 @ DET (L, 3-9), 1st

Home: 6 (2x), last: Nov. 19, 1975 vs. MTL (L, 0-6), 3rd pd.

Road: 6, many times, last: March 5, 1987 @ DET (L, 3-9), 1st pd.

FASTEST GOALS

AFTER OPENING FACEOFF

Overall

For: 7 sec., Nov. 13, 1998 @ DET (J. Nieuwendyk)

Against: 9 sec., Oct. 17, 2013 vs. SJS (T. Kennedy)

Home

For: 12 sec., Oct. 20, 1977 vs. CLE (R. Eriksson)

Against: 9 sec., Oct. 17, 2013 vs. SJS (T. Kennedy)

Road

For: 7 sec., Nov. 13, 1998 @ DET (J. Nieuwendyk)

Against: 11 sec. (2X), last: Oct. 14, 1979 @ BUF (R. Martin)

INTO SECOND PERIOD

Overall

For: 8 sec., Feb. 4, 2017 vs. CHI (L, 3-5) (R. Faksa)

Against: 5 sec., April 27, 1995 @ CHI (J. Murphy)

Home

For: 8 sec., Feb. 4, 2017 vs. CHI (L, 3-5) (R. Faksa)

Against: 12 sec. (3X), last: April 1, 1995 vs. DET (D. Ciccarelli)

Road

For: 13 sec. (2X), last: Feb. 28, 1989 @ WSH (D. Gagner)

Against: 5 sec., April 27, 1995 @ CHI (J. Murphy)

INTO THIRD PERIOD

Overall

For: 8 sec., Dec. 8, 1968 @ OAK (C. Larose)

Against: 9 sec., April 10, 2010 @ MIN (C. Wellman)

Home

For: 10 sec., Jan. 29, 1990 vs. WPG (D. Gagner)

Against: 10 sec., Feb. 6, 1986 vs. TOR (R. Vaive)

Road

For: 8 sec., Dec. 8, 1968 @ OAK (C. Larose)

Against: 9 sec., April 10, 2010 @ MIN (C. Wellman)

INTO OT

Overall

For: 10 sec., March 12, 1984 vs. MTL (T. McCarthy)

Against: 15 sec., Oct. 28, 2000 @ STL (A. MacInnis)

Home

For: 10 sec., March 12, 1984 vs. MTL (T. McCarthy)

Against: 19 sec. (2X), last: Jan. 21, 2017 vs. WSH (L, 3-4) (J. Beagle)

Road

For: 20 sec., March 26, 2017 @ NJD (W, 2-1) (T. Seguin)

Against: 15 sec., Oct. 28, 2000 @ STL (A. MacInnis)

LATEST GOALS

SCORED IN REGULATION

Overall

For: 19:59 of 3rd, many times, last: Feb. 9, 2012 @ CBJ (Ja.

Benn)

Against: 19:59 of 3rd, many times, last: Dec. 8, 2010 @ CHI

(P. Sharp)

Home

For: 19:59 of 3rd, many times, last: Feb. 6, 2006 vs. NSH

(B. Guerin)

Against: 19:59 of 3rd, many times, last: Mar. 24, 2006 vs. CHI (M. Bell)

Road

For: 19:59 of 3rd, many times, last: Feb. 9, 2012 @ CBJ (Ja.

Benn)

Against: 19:59 of 3rd, many times, last: Dec. 8, 2010 @ CHI

(P. Sharp)

SCORED IN OT

Overall

For: 4:59 (2X), last: Feb. 11, 2003 vs. CAR (S. Zubov)

Against: 4:58, Feb. 29, 1992 vs. HFD (A. Burt)
Home
 For: 4:59, Feb. 11, 2003 vs. CAR (S. Zubov)
 Against: 4:58, Feb. 29, 1992 vs. HFD (A. Burt)
Road
 For: 4:59, Feb. 28, 2002 @ VAN (M. Modano)
 Against: 4:56, March 4, 2011 @ ANA (L. Visnovsky)

PLAYER RECORDS - GAME

MOST GOALS

Overall: 5, T. Young, Jan. 15, 1979 @ NYR (W, 8-1)
 Home: 4, many times, last: J. Jokinen, Nov. 16, 2007 vs. COL (W, 6-1)
 Road: 5, T. Young, Jan. 15, 1979 @ NYR (W, 8-1)

MOST ASSISTS

Overall: 5 (4X), last: J. Benn, Nov. 14, 2013 @ CGY (W, 7-3)
 Home: 5 (2X), last: B. Richards, Feb. 28, 2008 vs. CHI (W, 7-4)
 Road: 5 (2X), last: J. Benn, Nov. 14, 2013 @ CGY (W, 7-3)

MOST POINTS

Overall: 7, B. Smith, Nov. 11, 1981 vs. WPG (W, 15-2)
 Home: 7, B. Smith, Nov. 11, 1981 vs. WPG (W, 15-2)
 Road: 6, J. Benn, Nov. 14, 2013 @ CGY (W, 7-3)

MOST POWER PLAY GOALS

Overall: 3, many times, last: P. Boucher, Nov. 24, 2006 vs. LAK (W, 5-3)
 Home: 3, many times, last: P. Boucher, Nov. 24, 2006 vs. LAK (W, 5-3)
 Road: 3 (2X), last: D. Ciccarelli, March 29, 1986 @ DET (W, 4-4)

MOST SHORTHANDED GOALS

Overall: 2 (3X), last: N. Broten, Dec. 3, 1988 @ HFD (W, 4-2)
 Home: 1, many times, last: Adam Cracknell, March 24, 2017 vs. SJSS (W, 6-1)
 Road: 2 (3X), last: N. Broten, Dec. 3, 1988 @ HFD (W, 4-2)

MOST SHOTS

Overall: 14, D. Ciccarelli, March 28, 1988 vs. CHI (T, 7-7)
 Home: 14, D. Ciccarelli, March 28, 1988 vs. CHI (T, 7-7)
 Road: 11, M. Modano, Oct. 7, 1995 @ WPG (L, 5-7)

MOST PENALTY MINUTES

Overall: 39, S. Payne, Feb. 26, 1981 @ BOS (L, 1-5)
 Home: 37, B. McRea, Oct. 22, 1991 vs. CGY (L, 2-4)
 Road: 39, S. Payne, Feb. 26, 1981 @ BOS (L, 1-5)

MOST GOALS, DEFENSEMAN

Overall: 3 (4X), last: P. Boucher, Nov. 24, 2006 vs. LAK (W, 5-3)
 Home: 3 (2X), last: P. Boucher, Nov. 24, 2006 vs. LAK (W, 5-3)
 Road: 3 (2X), last: D. Sydor, Jan. 3, 1998 @ CAR (W, 6-1)

MOST ASSISTS, DEFENSEMAN

Overall: 5, L. Murphy, Oct. 17, 1989 @ NYI (W, 6-3)
 Home: 4, many times, last: A. Goligoski, March 28, 2014 vs. NSH (W, 7-3)
 Road: 5, L. Murphy, Oct. 17, 1989 @ NYI (W, 6-3)

MOST POINTS, DEFENSEMAN

Overall: 5, many times, last: P. Cavallini, April 12, 1994 vs. STL (W, 9-5)
 Home: 5, many times, last: P. Cavallini, April 12, 1994 vs. STL (W, 9-5)
 Road: 5, L. Murphy, Oct. 17, 1989 @ NYI (W, 6-3)

MOST POWER PLAY GOALS, DEFENSEMAN

Overall: 3, P. Boucher, Nov. 24, 2006 vs. LAK (W, 5-3)
 Home: 3, P. Boucher, Nov. 24, 2006 vs. LAK (W, 5-3)
 Road: 2, many times, last: S. Robidas, Dec. 17, 2009 @ ATL (O, 5-6)

MOST SHORTHANDED GOALS, DEFENSEMAN

Overall: 1, many times, last: Johnny Oduya, Dec. 17, 2015 vs. CGY (L, 1-3)
 Home: 1, many times, last: Johnny Oduya, Dec. 17, 2015 vs. CGY (L, 1-3)
 Road: 1, many times, last: T. Daley, Feb. 10, 2015 @ BOS (W, 5-3)

MOST SHOTS, DEFENSEMAN

Overall: 11 (2X), last: John Klingberg, March 24, 2016 @ ARI (1-3 L)
 Home: 11, D. Hatcher, Nov. 27, 2002 vs. MIN (W, 5-0)
 Road: 11 (2X), last: John Klingberg, March 24, 2016 @ ARI (1-3 L)

MOST PENALTY MINUTES, DEFENSEMAN

Overall: 33, M. Tinordi, April 2, 1989 @ WPG (L, 2-3)
 Home: 31, M. Tinordi, March 31, 1992 vs. BUF (W, 5-3)
 Road: 33, M. Tinordi, April 2, 1989 @ WPG (L, 2-3)

MOST GOALS, ROOKIE

Overall: 4, D. Ciccarelli, March 22, 1981 vs. DET (W, 9-3)
 Home: 4, D. Ciccarelli, March 22, 1981 vs. DET (W, 9-3)
 Road: 3, many times, last: J. Neal, Dec. 23, 2008 @ TOR (W, 8-3)

MOST ASSISTS, ROOKIE

Overall: 4 (2X), last: J. Lehtinen, Feb. 16, 1996 vs. EDM (W, 6-1)
 Home: 4, J. Lehtinen, Feb. 16, 1996 vs. EDM (W, 6-1)
 Road: 4, R. Eriksson, Oct. 6, 1976 @ NYR (L, 5-6)

MOST POINTS, ROOKIE

Overall: 4 many times, last: John Klingberg, Jan. 31, 2015 @ WPG (W, 5-2)
 Home: 4, many times, last: V. Nichushkin, Dec. 7, 2013 vs. PHI (W, 5-1)
 Road: 4, many times, last: John Klingberg, Jan. 31, 2015 @ WPG (W, 5-2)

MOST POWER PLAY GOALS, ROOKIE

Overall: 3, R. Eriksson, Nov. 27, 1976 vs. WSH (W, 6-1)
 Home: 3, R. Eriksson, Nov. 27, 1976 vs. WSH (W, 6-1)
 Road: 2, many times, last: M. Modano, Feb. 4, 1990 @ NYR (L, 3-4)

MOST SHORTHANDED GOALS, ROOKIE

Overall: 2, Gemel Smith, Nov. 6, 2016 @ CHI (OTL, 3-4)
 Home: 1, many times, last: N. Kapanen, Nov. 15, 2002 vs. COL (W, 4-2)
 Road: 2, Gemel Smith, Nov. 6, 2016 @ CHI (OTL, 3-4)

MOST SHOTS, ROOKIE

Overall: 8 (4X), last: J. Langenbrunner, Jan. 4, 1997 @ BOS (L, 2-3)
 Home: 8 (3X), last: D. Ciccarelli, March 24, 1981 vs. LAK (L, 4-4)
 Road: 8, J. Langenbrunner, Jan. 4, 1997 @ BOS (L, 2-3)

MOST PENALTY MINUTES, ROOKIE

Overall: 33, M. Tinordi, April 2, 1989 @ WPG (L, 2-3)
 Home: 30, R. Zemlak, Nov. 11, 1987 vs. CGY (L, 3-4)
 Road: 33, M. Tinordi, April 2, 1989 @ WPG (L, 2-3)

MOST GOALS, OPPONENT

Overall: 5 (2X), last: W. Gretzky, Dec. 6, 1987 @ EDM (L, 6-10)
 Home: 5, D. Murdoch, Oct. 12, 1976 vs. NYR (L, 4-10)
 Road: 5, W. Gretzky, Dec. 6, 1987 @ EDM (L, 6-10)

MOST ASSISTS, OPPONENT

Overall: 6 (2X), last: D. Gilmour, Feb. 13, 1993 @ TOR (L, 1-6)
 Home: 5 (2X), last: P. LaFontaine, Jan. 11, 1990 vs. NYI (L, 4-8)
 Road: 6 (2X), last: D. Gilmour, Feb. 13, 1993 @ TOR (L, 1-6)

MOST POINTS, OPPONENT

Overall: 8, W. Gretzky, Jan. 4, 1984 @ EDM (L, 8-12)
 Home: 6 (2X), last: P. LaFontaine, Jan. 11, 1990 vs. MIN (L, 4-8)
 Road: 8, W. Gretzky, Jan. 4, 1984 @ EDM (L, 8-12)

MOST POWER PLAY GOALS, OPPONENT

Overall: 3 (4X), last: Brayden Schenn, Dec. 10, 2016 @ PHI (L, 2-4)
 Home: 3, B. Propp, Oct. 13, 1988 vs. PHI (L, 6-7)
 Road: 3 (3X), last: Brayden Schenn, Dec. 10, 2016 @ PHI (L, 2-4)

MOST SHORTHANDED GOALS, OPPONENT

Overall: 2 (6X), last: R. Bourque, Feb. 28, 2008 vs. CHI (W, 7-4)
 Home: 2 (3X), last: R. Bourque, Feb. 28, 2008 vs. CHI (W, 7-4)
 Road: 2 (3X), last: S. Burr, Jan. 9, 1990 @ DET (L, 0-9)

MOST SHOTS, OPPONENT

Overall: 14, P. Hornqvist, Dec. 28, 2010 @ NSH (W, 4-2)

Home: 11, many times, last: W. Clark, Dec. 21, 1995 vs. NYI (T, 3-3)

Road: 14, P. Hornqvist, Dec. 28, 2010 @ NSH (W, 4-2)

MOST PENALTY MINUTES, OPPONENT

Overall: 43, K. Crowder, Feb. 26, 1981 @ BOS (L, 1-5)

Home: 42, E. Kastelic, Nov. 10, 1990 vs. HFD (O, 2-3)

Road: 43, K. Crowder, Feb. 26, 1981 @ BOS (L, 1-5)

GOALTENDER

MOST SAVES

Overall: 63, G. Worsley, Feb. 8, 1971 @ BOS (T, 4-4)

Home: 51, J. Casey, Nov. 26, 1989 vs. CHI (W, 5-3)

Road: 63, G. Worsley, Feb. 8, 1971 @ BOS (T, 4-4)

MOST GOALS AGAINST

Overall: 10 (4X), last: A. Moog, Nov. 27, 1993 @ DET (L, 4-10)

Home: 10, G. Smith, Oct. 12, 1976 vs. NYR (L, 4-10)

Road: 10 (3X), last: A. Moog, Nov. 27, 1993 @ DET (L, 4-10)

MOST PENALTY MINUTES

Overall: 24, D. Beaupre, Jan. 5, 1986 @ CHI (L, 2-6)

Home: 15, D. Beaupre, Nov. 28, 1981 vs. PHI (W, 5-3)

Road: 24, D. Beaupre, Jan. 5, 1986 @ CHI (L, 2-6)

PLAYER RECORDS - PERIOD

MOST GOALS

Overall: 3, many times, last: Patrick Eaves, Feb. 11, 2016 @ CHI (W, 4-2), 1st pd.

Home: 3, many times, last: T. Seguin, Dec. 7, 2013 vs. PHI (W, 5-1), 2nd pd.

Road: 3 (4X), last: Patrick Eaves, Feb. 11, 2016 @ CHI (W, 4-2), 1st pd.

MOST ASSISTS

Overall: 3, many times, last: Jamie Benn, Oct. 27, 2015 vs. ANA (W, 4-3), 2nd pd.

Home: 3, many times, last: Jamie Benn, Oct. 27, 2015 vs. ANA (W, 4-3), 2nd pd.

Road: 3, many times, last: S. Gonchar, Dec. 14, 2013 @ WPG (W, 6-4), 2nd pd.

MOST POINTS

Overall: 4, many times, last: V. Nichushkin & T. Seguin, Dec. 7, 2013 vs. PHI (W, 5-1), 2nd pd.

Home: 4, many times, last: V. Nichushkin & T. Seguin, Dec. 7, 2013 vs. PHI (W, 5-1), 2nd pd.

Road: 4 (3X), last: D. Ciccarelli, Dec. 4, 1986 @ NJD (W, 5-3), 2nd pd.

MOST POWER PLAY GOALS

Overall: 3, R. Eriksson, Nov. 27, 1976 vs. WSH (W, 6-1), 2nd pd.

Home: 3, R. Eriksson, Nov. 27, 1976 vs. WSH (W, 6-1), 2nd pd.

Road: 2, many times, last: B. Richards, March 27, 2010 @ LAK (W, 4-1), 2nd pd.

MOST SHORTHANDED GOALS

Overall: 2, N. Broten, Dec. 3, 1988 @ HFD (W, 4-2), 2nd pd.

Home: 1, many times, last: Adam Cracknell, March 24, 2017 vs. SJS (W, 6-1), 3rd pd.

Road: 2, N. Broten, Dec. 3, 1988 @ HFD (W, 4-2), 2nd pd.

MOST SHOTS

Overall: 9, B. Bellows, Oct. 22, 1985 vs. STL (W, 5-4), 2nd pd.

Home: 9, B. Bellows, Oct. 22, 1985 vs. STL (W, 5-4), 2nd pd.

Road: 8, D. Ciccarelli, March 29, 1986 @ DET (W, 5-4), 2nd pd.

MOST PENALTY MINUTES

Overall: 39, S. Payne, Feb. 26, 1981 @ BOS (L, 1-5), 1st pd.

Home: 32, B. McRea, FEB. 22, 1988 vs. TOR (W, 4-2), 1st pd.

Road: 39, S. Payne, Feb. 26, 1981 @ BOS (L, 1-5), 1st pd.

MOST GOALS, OPPONENT

Overall: 3, many times, last: S. Reinprecht, Oct. 30, 2009 vs. FLA (SO, 5-6), 1st pd.

Home: 3, many times, last: S. Reinprecht, Oct. 30, 2009 vs. FLA (SO, 5-6), 1st pd.

Road: 3, many times, last: W. Gretzky, Dec. 6, 1987 @ EDM, (L, 4-10), 1st pd.

MOST ASSISTS, OPPONENT

Overall: 4, M. Messier, Jan. 4, 1984 @ EDM (L, 8-12), 2nd pd.

Home: 3, many times, last: H. Zetterberg, Jan. 3, 2012 vs. DET (L, 4-5), 1st pd.

Road: 4, M. Messier, Jan. 4, 1984 @ EDM (L, 8-12), 2nd pd.

MOST POINTS, OPPONENT

Overall: 4, many times, last: P. Elias, Dec. 20, 2000 @ NJD (L, 1-4), 1st pd.

Home: 4 (2X), last: P. Stastny, Feb. 13, 1988 vs. QUE (L, 3-7), 3rd

Road: 4, many times, last: P. Elias, Dec. 20, 2000 @ NJD (L, 1-4), 1st pd.

MOST POWER PLAY GOALS, OPPONENT

Overall: 3, J. Korab, Nov. 19, 1978 @ BUF (L, 2-9), 2nd pd.

Home: 2, many times, last: D. Brown, Nov. 24, 2006 vs. LAK (W, 5-3), 2nd pd.

Road: 3, J. Korab, Nov. 19, 1978 @ BUF (L, 2-9), 2nd pd.

MOST SHORTHANDED GOALS, OPPONENT

Overall: 2 (3X), last: R. Bourque, Feb. 28, 2008 vs. CHI (W, 7-4), 3rd pd.

Home: 2, R. Bourque, Feb. 28, 2008 vs. CHI (W, 7-4), 3rd pd.

Road: 2 (2X), last: S. Burr, Jan. 9, 1990 @ DET (L, 0-9), 2nd pd.

MOST SHOTS, OPPONENT

Overall: 9 (2X), last: S. Turgeon, Feb. 26, 1986 @ HFD (W, 5-2), 3rd pd.

Home: 9, B. Carpenter, Jan. 11, 1986 vs. WSH (W, 5-3), 1st pd.

Road: 9, S. Turgeon, Feb. 26, 1986 @ HFD (W, 5-2) 3rd pd.

MOST PENALTY MINUTES

Overall: 43, K. Crowder, Feb. 26, 1981 @ BOS (L, 1-5), 1st pd.

Home: 42, E. Kastelic, Nov. 10, 1990 cs. HFD (O, 2-3), 2nd pd.

Road: 43, K. Crowder, Feb. 26, 1981 @ BOS (L, 1-5), 1st pd.

GOALTENDER

MOST SAVES

Overall: 22 (2X), last: K. Lehtonen, Oct. 7, 2011 vs. CHI (W, 2-1), 2nd pd.

Home: 22, K. Lehtonen, Oct. 7, 2011 vs. CHI (W, 2-1), 2nd pd.

Road: 22, M. Turco, March 8, 2010 @ WSH (SOW, 4-3), 2nd pd.

MOST GOALS AGAINST

Overall: 6 (4X), last: D. Beaupre, March 14, 1981 @ LAK (L, 4-10), 1st pd.

Home: 6 (2X), last: P. Lopresti, Nov. 19, 1975 vs. MTL (L, 0-6), 3rd pd.

MOST SAVES, OPPONENT

Overall: 24, D. Favell, Feb. 9, 1977 vs. COL (L, 6-8), 3rd pd.

Home: 24, D. Favell, Feb. 9, 1977 vs. COL (L, 6-8), 3rd pd.

Road: 23, M. Denis, Nov. 1, 2002 @ CBJ (L, 2-4), 1st pd.

STREAKS

LONGEST WINNING STREAK

Dallas Overall: 7 (3X), last: Jan. 29, 2008 – Feb. 11, 2008
 Dallas Home: 8, Jan. 23, 2006 – March 13, 2006
 Dallas Road: 8, Dec. 13, 2010 – Jan. 20, 2011

LONGEST POINT STREAK

Dallas Overall: 15, Dec. 6, 1998 – Jan. 6, 1999 (12-0-3)
 Dallas Home: 17, Jan. 23, 2004 – March 20, 2004 (13-0-4)
 17, Jan. 23, 2004 – March 20, 2004 (13-0-4)
 Dallas Road: 11, Dec. 27, 2002 – Feb. 27, 2003 (7-0-4)

LONGEST UNBEATEN STREAK

Dallas Overall: 15, Dec. 6, 1998 – Jan. 6, 1999 (12-0-3)
 Dallas Home: 17, Jan. 23 – March 20, 2004 (13-0-4)
 Dallas Road: 10 (2X), last: Dec. 27, 2002 – Feb. 25, 2003 (7-0-3)

LONGEST LOSING STREAK

Dallas Overall: 6 (2X), last: Jan. 2 – Jan. 12, 2014 (0-6-0)
 Dallas Home: 6, Feb. 21 – March 8, 2009 (0-6-0)
 Dallas Road: 7 (2X), last: Jan. 21 – Feb. 19, 2011 (0-7-0)

LONGEST WINLESS STREAK

Dallas Overall: 7 (5X), last: Oct. 25 – Nov. 8, 2014 (0-5-2)
 Dallas Home: 10, Jan. 8 – Feb. 11, 1997 (0-7-3)
 Dallas Road: 10 (2X), last: Dec. 12, 2009 – Jan. 21, 2010 (0-8-2)

CONSECUTIVE SHUTOUT STREAK FOR

Dallas Overall: 192:24 (Nov. 21-26, 1997)
 Dallas Home: 154:19 (Dec. 2-8, 2006)
 Dallas Road: 139:48 (Nov. 20-23, 2002)

CONSECUTIVE SHUTOUT STREAK AGAINST

Dallas Overall: 194:11 (Nov. 12-19, 2011)
 Dallas Home: 183:16 (March 20-28, 1998)
 Dallas Road: 223:45 (Nov. 12-28, 2011)

CONSECUTIVE GAMES WITHOUT BEING SHUTOUT

Dallas Overall: 77, Dec. 23, 1999 – Dec. 15, 2000
 Dallas Home: 97, Oct. 15, 1999 – Dec. 17, 2001
 Dallas Road: 59, April 3, 1994 – March 13, 1996

CONSECUTIVE GAMES WITHOUT RECORDING A SHUTOUT

Dallas Overall: 69, Dec. 2, 1995 – Oct. 17, 1996
 Dallas Home: 53, March 16, 2012 – Jan. 16, 2014
 Dallas Road: 59, April 9, 1995 – Dec. 8, 1996

CONSECUTIVE GAMES WON BY 2+ GOALS

Dallas Overall: 7, Nov. 22 – Dec. 5, 1997
 Dallas Home: 6, Nov. 24 – Dec. 10, 1997
 Dallas Road: 5, twice, last: Dec. 28 – Jan. 20, 2011

CONSECUTIVE HOME GAMES PLAYED (single season)

Dallas: 8, Feb. 20 – March 7, 2004 (7-0-1)

CONSECUTIVE ROAD GAMES PLAYED (single season)

Dallas: 7, Dec. 15-27, 2002 (2-3-2)

CONSECUTIVE SELL-OUTS

Dallas: 202, Oct. 24, 1998 – Oct. 8, 2003

CONSECUTIVE OT GAMES PLAYED IN

Dallas Overall: 4, many times, last: Nov. 1-7, 2013
 Dallas Home: 3, many times, last: Feb. 26 – March 8, 2012
 Dallas Road: 3, many times, last: Nov. 3-7, 2013

CONSECUTIVE SHOOTOUT GAMES PLAYED IN

Dallas Overall: 3, Jan. 25-28, 2006
 Dallas Home: 2, many times, last: Nov. 29 – Dec. 1, 2013
 Dallas Road: 2, many times, last: Nov. 3-5, 2013

CONSECUTIVE OT WINS (including shootout) [non-OT game breaks the streak]

Dallas Overall: 4, Jan. 25 – 30, 2006
 Dallas Home: 3 (2X), last: Dec. 16-27, 2008
 Dallas Road: 3, Nov. 3-7, 2013

CONSECUTIVE WINS IN GAMES THAT WENT TO OT (not including shootout) [consecutive OT games scoring an OT goal]

Dallas Overall: 3 (2X), Feb. 4 – Feb. 15, 2016
 Dallas Home: 3, Feb. 16 – March 10, 2001
 Dallas Road: 3, Feb. 4 – Feb. 15, 2016

CONSECUTIVE WINS IN GAMES THAT WENT TO OT (including shootout) [non-OT game does not break streak]

Dallas Overall: 6 (2X), last: Nov. 26 – Dec. 29, 2007
 Dallas Home: 6, Dec. 2, 2005 – March 24, 2006
 Dallas Road: 4 (3X), last: March 5 – April 4, 2015

CONSECUTIVE LOSSES IN OT (not including shootout) [consecutive OT games allowing an OT goal]

Dallas Overall: 5, Oct. 20 – Nov. 15, 2016
 Dallas Home: 4, Oct. 18 – Nov. 28, 2014
 Dallas Road: 4, Nov. 1 – Nov. 28, 2016

CONSECUTIVE LOSSES IN OT GAMES (including shootout)

Dallas Overall: 8, Nov. 29, 2013 – Feb. 5, 2014 (5 OTL, 3 SOL)
 Dallas Home: 8, Oct. 9, 2014 – Feb. 27, 2015 (5 OTL, 3 SOL)
 Dallas Road: 5 (2X), last: Nov. 1, 2016 – March 23, 2017 (4 OTL, 1 SOL)

CONSECUTIVE GAMES SCORING A PPG

Dallas Overall: 18, Oct. 28 – Dec. 10, 2005
 Dallas Home: 13, Oct. 16 – Dec. 9, 1993
 Dallas Road: 8 (2X), last: Oct. 29 – Dec. 10, 2005

CONSECUTIVE GAMES WITHOUT SCORING A PPG

Dallas Overall: 8 (2X), last: Nov. 15-28, 2011
 Dallas Home: 8, Dec. 11, 1996 – Jan. 10, 1997
 Dallas Road: 9, March 9 – April 2, 2004

CONSECUTIVE GAMES WITHOUT ALLOWING A PPG

Dallas Overall: 11, Dec. 10-31, 2003
 Dallas Home: 8, Nov. 24 – Dec. 31, 2003
 Dallas Road: 9, Nov. 7 – Dec. 12, 2009

CONSECUTIVE GAMES ALLOWING A PPG

Dallas Overall: 9, Jan. 26 – Feb. 11, 1996
 Dallas Home: 11, Jan. 5 – Feb. 11, 1996
 Dallas Road: 11, Jan. 17 – March 13, 2004

CONSECUTIVE GAMES SCORING A SHORTHANDED GOAL

Dallas Overall: 2, many times, last: Feb. 10-13, 2015
 Dallas Home: 2, many times, last: Dec. 1-7, 2013
 Dallas Road: 2, many times, last: March 5-7, 2011

CONSECUTIVE GAMES ALLOWING A SHORTHANDED GOAL

Dallas Overall: 3, March 22-26, 1996
 Dallas Home: 2, many times, last: Nov. 3-10, 1999
 Dallas Road: 2, many times, last: Feb. 9 – 12, 2017

CONSECUTIVE SUCCESSFUL PENALTY KILLS - NOTE: Only Dallas overall (no home/road, nothing before 1993-94)
Dallas overall: 42, Nov. 21 - Dec. 12, 1997

CONSECUTIVE UNSUCCESSFUL POWER PLAY OPPORTUNITIES - NOTE: Only Dallas overall (no home/road, nothing before 1993-94)
Dallas overall: 42, March 6-28, 1996

CONSECUTIVE GAMES WITH A PENALTY SHOT ATTEMPT
Dallas Overall: 2, April 3 - 4, 2015 (2 goals)
Dallas Home: Never in consecutive games
Dallas Road: Never in consecutive games

CONSECUTIVE GAMES ALLOWING A PENALTY SHOT ATTEMPT
Dallas Overall/Home/Road: never in consecutive games

TEAM RECORDS - GAME

GOALS FOR

Dallas Overall: 10, Feb. 6, 2009 vs. NYR (W, 10-2)
Dallas Home: 10, Feb. 6, 2009 vs. NYR (W, 10-2)
Dallas Road: 9, Feb. 12, 1994 @ PIT (W, 9-3)

GOALS AGAINST

Dallas Overall: 10, Nov. 27, 1993 @ DET (L, 4-10)
Dallas Home: 8, March 16, 2013 vs. CHI (L, 1-8)
Dallas Road: 10, Nov. 27, 1993 @ DET (L, 4-10)

GOALS, BOTH TEAMS

Dallas Overall: 14 (2X), last: April 12, 1994 vs. STL (W, 9-5)
Dallas Home: 14, April 12, 1994 vs. STL (W, 9-5)
Dallas Road: 14, Nov. 27, 1993 @ DET (L, 4-10)

CONSECUTIVE GOALS FOR

Dallas Overall: 8 (2X), last: March 21, 2001 (8-0 DAL)
Dallas Home: 8 (2X), last: March 21, 2001 (8-0 DAL)
Dallas Road: 7 (2X), last: Dec. 23, 2008 (8-2 DAL)

CONSECUTIVE GOALS AGAINST

Dallas Overall: 8, Jan. 30, 2001 @ Los Angeles (8-0 LA)
Dallas Home: 7, March 16, 2013 vs. Chicago (8-1 CHI)
Dallas Road: 8, Jan. 30, 2001 @ Los Angeles (8-0 LA)

MARGIN OF VICTORY

Dallas Overall: 8 (4X), last: Feb. 6, 2009 vs. NYR (W, 10-2)
Dallas Home: 8 (4X), last: Feb. 6, 2009 vs. NYR (W, 10-2)
Dallas Road: 6 (3X), last: Dec. 23, 2008 @ PIT (W, 9-3)

MARGIN OF DEFEAT

Dallas Overall: 8, Jan. 30, 2001 @ LAK (L, 0-8)
Dallas Home: 7, March 16, 2013 vs. CHI (L, 1-8)
Dallas Road: 8, Jan. 30, 2001 @ LAK (L, 0-8)

MOST ASSISTS FOR

Dallas Overall: 17, Feb. 1, 1995 vs. Anaheim (9-2 DAL)
Dallas Home: 17, Feb. 1, 1995 vs. Anaheim (9-2 DAL)
Dallas Road: 16, Dec. 23, 2008 @ Toronto (8-2, DAL)

MOST ASSISTS AGAINST

Dallas Overall: 16, twice, last: March 16, 2013 vs. Chicago (8-1 CHI)
Dallas Home: 16, March 16, 2013 vs. Chicago (8-1 CHI)
Dallas Road: 16, Nov. 27, 1993 @ Detroit (10-4 DET)

MOST ASSISTS, BOTH TEAMS

Dallas Overall: 24 (2X), last: Jan. 17, 2017 at NYR (W, 7-6) [12A for DAL, 12A for NYR]
Dallas Home: 24, April 12, 1994 vs. St. Louis (9-5, DAL) [16 Ast for DAL, 8 for STL]
Dallas Road: 24, Jan. 17, 2017 at NYR (W, 7-6) [12A for DAL, 12A for NYR]

MOST POWER PLAY GOALS

Dallas Overall: 4 (10X), last: Jan. 31, 2015 @ WPG (W, 5-2)
Dallas Home: 4 (7X), last: Jan. 15, 2011 vs. ATL (W, 6-1)
Dallas Road: 4 (3X), last: Jan. 31, 2015 @ WPG (W, 5-2)

MOST POWER PLAY GOALS AGAINST

Dallas Overall: 5, Jan. 14, 1996 @ NJD (L, 2-7)
Dallas Home: 4 (2X), last: Feb. 11, 1996 vs. HFD (L, 3-5)
Dallas Road: 5, Jan. 14, 1996 @ NJD (L, 2-7)

MOST POWER PLAY GOALS, COMBINED

Dallas Overall: 7, Nov. 24, 2006 vs. LAK (W, 5-3)
Dallas Home: 7, Nov. 24, 2006 vs. LAK (W, 5-3)
Dallas Road: 6, Nov. 10, 2005 @ NSH (L, 3-5)

SHORTHANDED GOALS FOR

Dallas Overall: 2, many times, last: Feb. 10, 2015 @ BOS (W, 5-3)
Dallas Home: 2, many times, last: Feb. 27, 2014 vs. CAR (W, 4-1)
Dallas Road: 2, many times, last: Feb. 10, 2015 @ BOS (W, 5-3)

SHORTHANDED GOALS AGAINST

Dallas Overall: 2, many times, last: April 3, 2016 @ ANA (L, 1-3)
Dallas Home: 2, many times, last: Feb. 6, 2016 vs. CHI (L, 1-5)
Dallas Road: 2, many times, last: 2, many times, last: April 3, 2016 @ ANA (L, 1-3)

POWER PLAY OPPORTUNITIES FOR

Dallas Overall: 12, many times, last: Nov. 26, 2005 @ Nashville
Dallas Home: 12 (3X), last: Nov. 25, 2005 vs. Phoenix
Dallas Road: 12 (2X), last: Nov. 26, 2005 @ Nashville

TIMES SHORTHANDED (Dallas only)

Dallas Overall: 13, Oct. 19, 2002 @ St. Louis
Dallas Home: 11, many times, last: March 26, 2006 vs. Calgary
Dallas Road: 13, Oct. 19, 2002 @ St. Louis

MOST PENALTY MINUTES

Dallas Overall: 110, Dec. 31, 1993 @ CHI (W, 5-2)
Dallas Home: 76, April 16, 1995 vs. CHI (W, 2-0)
Dallas Road: 110, Dec. 31, 1993 @ CHI (W, 5-2)

OPPONENT PENALTY MINUTES (Dallas only)

Dallas Overall: 117, March 13, 1998 vs. Anaheim
Dallas Home: 117, March 13, 1998 vs. Anaheim
Dallas Road: 77, Nov. 1, 2008 @ Boston

MOST PENALTY MINUTES, COMBINED

Dallas Overall: 185, March 13, 1998 vs. ANA (W, 6-3)
Dallas Home: 184, Dec. 31, 1993 @ CHI (W, 5-2)
Dallas Road: 185, March 13, 1998 vs. ANA (W, 6-3)

OPPONENT PENALTIES (Dallas only)

Dallas Overall: 23, twice, last: March 13, 1998 vs. Anaheim
Dallas Home: 13, twice, last: March 13, 1998 vs. Anaheim

Dallas Road: 18, Nov. 1, 2008 @ Boston

MOST PENALTY SHOTS FOR

Dallas Overall: 1, many times, last: Nov. 2, 2015 @ TOR (V. Nichushkin, No Goal)

Dallas Home: 1, many times, last: April 3, 2015 vs. STL (T. Moen, Goal)

Dallas Road: 1, many times, last: Nov. 2, 2015 @ TOR (V. Nichushkin, No Goal)

MOST PENALTY SHOTS AGAINST

Dallas Overall: 1, many times, last: Feb. 12, 2017 vs. NSH (C. Smith, No Goal)

Dallas Home: 1, many times, last: Feb. 12, 2017 vs. NSH (C. Smith, No Goal)

Dallas Road: 1, many times, last: Dec. 27, 2016 @ ARI (R. Vrbata, Goal)

MOST PENALTY SHOTS, COMBINED

Dallas Overall: 1, many times, last: Feb. 12, 2017 vs. NSH (C. Smith, No Goal)

Dallas Home: 1, many times, last: Feb. 12, 2017 vs. NSH (C. Smith, No Goal)

Dallas Road: 1, many times, last: Dec. 27, 2016 @ ARI (R. Vrbata, Goal)

MOST SHOTS FOR

Dallas Overall

Most: 55, Nov. 8, 1995 vs. LAK (T, 3-3)

Fewest: 12 (3X), last: Nov. 7, 2007 @ SJS (W, 3-1)

Dallas Home

Most: 55, Nov. 8, 1995 vs. LAK (T, 3-3)

Fewest: 13, Dec. 4, 2006 vs. SJS (W, 1-0)

Dallas Road

Most: 50 (2X), last: Dec. 5, 2013 @ TOR (OTL, 2-3)

Fewest: 12 (3X), last: Nov. 7, 2007 @ SJS (W, 3-1)

MOST SHOTS AGAINST

Dallas Overall

Most: 52 (2X), last: March 8 @ WSH (SOW, 4-3)

Fewest: 9, Nov. 4, 1998 @ SJS (L, 1-4)

Dallas Home

Most: 49, Nov. 24 vs. NYI (T, 2-2)

Fewest: 11 (3X), last: Oct. 19, 2003 vs. MIN (W, 3-1)

Dallas Road

Most: 52 (2X), last: March 8 @ WSH (SOW, 4-3)

Fewest: 9, Nov. 4, 1998 @ SJS (L, 1-4)

TOTAL SHOTS, BOTH TEAMS

Dallas Overall: 90, Oct. 26, 2001, Dallas (45) @ Detroit (45) [DAL 5, DET 3]

Dallas Home: 88, Nov. 24, 1993, Dallas (39) vs. Islanders (49), [DAL 2, NYI 2, (OT)]

Dallas Road: 90, Oct. 26, 2001, Dallas (45) @ Detroit (45) [DAL 5, DET 3]

LARGEST SHOTS-ON-GOAL ADVANTAGE

Dallas Overall: 32, April 8, 2010 vs. ANA (3-2 DAL (SO), 51 SOG for DAL, 19 for ANA)

Dallas Home: 32, April 8, 2010 vs. ANA (3-2 DAL (SO), 51 SOG for DAL, 19 for ANA)

Dallas Road: 27, Feb. 8, 1997 @ Phoenix (5-4 DAL (OT), 50 SOG for DAL, 23 for PHO)

LARGEST SHOTS-ON-GOAL DEFICIT

Dallas Overall: 32, Dec. 3, 2013 @ Chicago (3-2 CHI, 18 SOG for DAL, 50 for CHI)

Dallas Home: 29, April 15, 1998 vs. Detroit (3-1 DAL, 16 SOG for DAL, 45 for DET)

Dallas Road: 32, Dec. 3, 2013 @ Chicago (3-2 CHI, 18 SOG for DAL, 50 for CHI)

SAVES FOR

Dallas Overall: 49, March 8, 2010, DAL 4 @ WAS 3 (SO)

Dallas Home: 47, Nov. 24, 1993, DAL 2 vs. NYI 2 (OT)

Dallas Road: 49, March 8, 2010, DAL 4 @ WAS 3 (SO)

OPPONENT SAVES

Dallas Overall: 52, Nov. 8, 1995, DAL 3 vs. LA 3 (OT)

Dallas Home: 52, Nov. 8, 1995, DAL 3 vs. LA 3 (OT)

Dallas Road: 48, Dec. 5, 2013, DAL 2 @ TOR 3 (OT)

TOTAL SAVES, BOTH TEAMS

Dallas Overall: 84, twice, last: Oct. 28, 2001 @ NYI (3-2 NYI, OT, 44 saves for DAL, 40 for NYI)

Dallas Home: 84, Nov. 24, 1993 @ NYI (2-2, OT, 47 saves for DAL, 37 for NYI)



Dallas Road: 84, Oct. 28, 2001 @ NYI (3-2 NYI, OT, 44 saves for DAL, 40 for NYI)

MOST HITS (*Hits, Blocks and Faceoffs are since 1999-2000*)

Dallas Overall: 62, Nov. 21, 2009 vs. NJ [5-3 DAL]
 Dallas Home: 62, Nov. 21, 2009 vs. NJ [5-3 DAL]
 Dallas Road: 46, April 15, 2013 @ Chicago [5-2 CHI]

MOST HITS AGAINST

Dallas Overall: 67, Nov. 17, 1999 @ Washington [2-2, OT]
 Dallas Home: 58, Dec. 13, 2000 vs. Edmonton [5-2 DAL]
 Dallas Road: 67, Nov. 17, 1999 @ Washington [2-2, OT]

MOST BLOCKS

Dallas Overall: 31, Jan. 31, 2015 @ Winnipeg [5-2 W]
 Dallas Home: 30, April 13, 2013 vs. San Jose [2-1 DAL]
 Dallas Road: 31, Jan. 31, 2015 @ Winnipeg [5-2 W]

MOST BLOCKS AGAINST

Dallas Overall: 34, Oct. 29, 2015 vs. Vancouver [W, 4-3]
 Dallas Home: 34, Oct. 29, 2015 vs. Vancouver [W, 4-3]
 Dallas Road: 30, March 9, 2013 @ Phoenix [L, 1-2]

MOST TAKEAWAYS

Dallas Overall: 29, Oct. 13, 2001 vs. Calgary [4-3 CGY, [SO]]
 Dallas Home: 29, Oct. 13, 2001 vs. Calgary [4-3 CGY, [SO]]
 Dallas Road: 26, March 15, 2000 @ New Jersey [3-2 DAL]

MOST OPPONENT TAKEAWAYS

Dallas Overall: 29, Oct. 29, 2001 @ NY Rangers [4-2 NYR]
 Dallas Home: 21, Feb. 5, 2008 vs. Vancouver [3-2 DAL, [SO]]
 Dallas Road: 29, Oct. 29, 2001 @ NY Rangers [4-2 NYR]

MOST FACEOFFS WON

Dallas Overall: 49 (5X), last: Feb. 20, 2016 vs. Boston [L, 3-7]
 Dallas Home: 49 (4X), last: Feb. 20, 2016 vs. Boston [L, 3-7]
 Dallas Road: 49, Nov. 28, 1999 @ Atlanta [W, 4-2]

MOST FACEOFFS LOST

Dallas Overall: 52, March 27, 2003 @ Calgary [2-1 CGY (OT)]
 Dallas Home: 49, Nov. 18, 2010 vs. San Jose [5-4 DAL (OT)]
 Dallas Road: 52, March 27, 2003 @ Calgary [2-1 CGY (OT)]

FEWEST FACEOFFS WON

Dallas Overall: 12 (3X), last: Feb. 2, 2012 @ San Jose [L, 2-5]
 Dallas Home: 12, March 2, 2007 vs. Columbus [SOL, 2-3]
 Dallas Road: 12, twice, last: Feb. 2, 2012 @ San Jose [L, 2-5]

FEWEST FACEOFFS LOST

Dallas Overall: 14, Nov. 15, 2008 @ Phoenix [3-2 DAL]
 Dallas Home: 15, twice, last: April 2, 2010 vs. Edmonton [6-3 DAL]
 Dallas Road: 14, Nov. 15, 2008 @ Phoenix [3-2 DAL]

HIGHEST FACEOFF WIN PCT

Dallas Overall: 72.2% (39W-15L), Jan. 23, 2006 vs. Phoenix [4-1 DAL]
 Dallas Home: 72.2% (39W-15L), Jan. 23, 2006 vs. Phoenix [4-1 DAL]
 Dallas Road: 71.0% (49-20), Nov. 28, 1999 @ Atlanta [4-2 DAL]

LOWEST FACEOFF WIN PCT

Dallas Overall: 23.1% (12W-40L), Feb. 2, 2012 @ San Jose [5-2 SJS]
 Dallas Home: 33.3% (12-24), March 2, 2007 vs. Columbus [3-2 CBJ, [SO]]
 Dallas Road: 23.1% (12W-40L), Feb. 2, 2012 @ San Jose [5-2 SJS]

FASTEST GOAL INTO SECOND PERIOD

Dallas Overall: 13 seconds, twice, last: March 14, 2014 vs. Calgary. [Antoine Roussel] [4-3 CGY]
 Dallas Home: 13 seconds, twice, last: March 14, 2014 vs. Calgary [Antoine Roussel] [4-3 CGY]
 Dallas Road: 16 seconds, twice, last: March 29, 2008 @ Los Angeles [Stu Barnes] [7-2 DAL]

FASTEST GOAL INTO THIRD PERIOD

Dallas Overall: 15 seconds, Feb. 23, 2001 vs. Boston [Darryl Sydor] [5-4 DAL]
 Dallas Home: 15 seconds, Feb. 23, 2001 vs. Boston [Darryl Sydor] [5-4 DAL]
 Dallas Road: 16 seconds, March 8, 1995 @ Toronto [Peter Zezel] [3-2 TOR]

FASTEST GOAL INTO OVERTIME

Dallas Overall: 13 seconds, March 20, 1994 vs. Vancouver [Paul Broten]. [2-1 MIN]
 Dallas Home: 13 seconds, March 20, 1994 vs. Vancouver [Paul Broten]. [2-1 MIN]
 Dallas Road: 27 seconds, Dec. 18, 1996 @ Chicago [Mike Modano] [3-2 DAL]

FASTEST OPPONENT GOAL INTO SECOND PERIOD

Dallas Overall: 5 seconds, April 27, 1995 @ Chicago [Joe Murphy] [5-1 CHI]
 Dallas Home: 12 seconds (3X), last: April 1, 1995 vs. Detroit [Dino Ciccarelli]. [3-2 DET]
 Dallas Road: 5 seconds, April 27, 1995 @ Chicago [Joe Murphy] [5-1 CHI]

FASTEST OPPONENT GOAL INTO THIRD PERIOD

Dallas Overall: 9 seconds, April 10, 2010 @ Minnesota [Casey Wellman] [4-3 DAL]
 Dallas Home: 20 seconds, March 12, 1995 vs. Calgary [Ronnie Stern] [4-4]
 Dallas Road: 9 seconds, April 10, 2010 @ Minnesota [Casey Wellman] [4-3 DAL]

FASTEST OPPONENT GOAL INTO OVERTIME

Dallas Overall: 15 seconds, Oct. 28, 2000 @ St. Louis [Al MacInnis] [4-3 STL]
 Dallas Home: 34 seconds, Nov. 22, 1999 vs. Colorado [Adam Deadmarsh] [3-2 COL]
 Dallas Road: 15 seconds, Oct. 28, 2000 @ St. Louis [Al MacInnis] [4-3 STL]

LATEST GOAL SCORED OF A REGULATION GAME

Dallas Overall: 19:59 of 3rd period (28X), last: Feb. 9, 2012 @ Columbus [Jamie Benn] [4-2 DAL]
 Dallas Home: 19:59 of 3rd period (17X), last: Feb. 6, 2006 vs. Nashville [Bill Guerin] [4-2 DAL]
 Dallas Road: 19:59 of 3rd period (11X), last: Feb. 9, 2012 @ Columbus [Jamie Benn] [4-2 DAL]

LATEST GOAL SCORED IN AN OVERTIME PERIOD

Dallas Overall: 4:59 (2X), last: Feb. 11, 2003 vs. Carolina [Sergei Zubov] [2-1 DAL]
 Dallas Home: 4:59, Feb. 11, 2003 vs. Carolina [Sergei Zubov] [2-1 DAL]
 Dallas Road: 4:59, Feb. 28, 2002 @ Vancouver [Mike Modano] [4-3 DAL]

DALLAS RECORDS - PERIOD // DALLAS STARS HOCKEY CLUB

LATEST GOAL AGAINST OF A REGULATION GAME

Dallas Overall: 19:59 of 3rd (28X), last: Dec. 8, 2010 @ Chicago (Patrick Sharp) [5-3 CHI]

Dallas Home: 19:59 of 3rd (10X), last: March 24, 2006 vs. Chicago (Mark Bell) [3-2 DAL, (SO)]

Dallas Road: 19:59 of 3rd (18X) last: Dec. 8, 2010 @ Chicago (Patrick Sharp) [5-3 CHI]

LATEST GOAL AGAINST IN OVERTIME

Dallas Overall: 4:56, March 4, 2011 @ Anaheim (Lubomir Visnovsky) [4-3 ANA]

Dallas Home: 4:55, Nov. 22, 1996 vs. Florida (Jody Hull) [2-1]

Dallas Road: 4:56, March 4, 2011 @ Anaheim (Lubomir Visnovsky) [4-3 ANA]

TEAM RECORDS - PERIOD

MOST GOALS

Dallas Overall: 6, Feb. 6, 2009 vs. NYR (W, 10-2) 3rd pd

Dallas Home: 6, Feb. 6, 2009 vs. NYR (W, 10-2) 3rd pd

Dallas Road: 5 (4X), last: Dec. 23, 2000 at PIT (W, 8-2) 3rd pd

MOST GOALS AGAINST

Dallas Overall: 6, Feb. 22, 2015 @ MIN (L, 2-6), 3rd pd

Dallas Home: 5 (2X), last: Dec. 13, 1995 vs. CGY (L, 4-8), 2nd pd

Dallas Road: 6, Feb. 22, 2015 @ MIN (L, 2-6), 3rd pd

MOST GOALS, COMBINED

Dallas Overall: 8, Dec. 13, 1995 vs. CGY (L, 4-8), 2nd pd

Dallas Home: 8, Dec. 13, 1995 vs. CGY (L, 4-8), 2nd pd

Dallas Road: 7 (2X), last: Feb. 22, 2015 @ MIN (L, 2-6), 3rd pd

MOST POWER PLAY GOALS

Dallas Overall: 3 (9X), last: Nov. 4, 2011 vs. COL (W, 7-6), 2nd pd

Dallas Home: 3 (6X), last: Nov. 4, 2011 vs. COL (W, 7-6), 2nd pd

Dallas Road: 3 (3X), last: March 27, 2010 @ LAK (W, 4-1), 2nd pd

MOST POWER PLAY GOALS AGAINST

Dallas Overall: 4, Jan. 14, 1996 @ NJD (L, 2-7), 3rd pd

Dallas Home: 3 (4X), last: Jan. 10, 2004 vs. COL (T, 4-4), 2nd pd

Dallas Road: 4, Jan. 14, 1996 @ NJD (L, 2-7), 3rd pd

MOST POWER PLAY GOALS, COMBINED

Dallas Overall: 4 (7X), last: Nov. 8, 2017 @ WPG (L, 2-8), 2nd pd

Dallas Home: 4 (4X), last: Dec. 19, 2011 vs. ANA (W, 5-3), 2nd pd

Dallas Road: 4 (3X), last: Nov. 8, 2017 @ WPG (L, 2-8), 2nd pd

MOST SHORTHANDED GOALS

Dallas Overall: 2 (8X), last: Jan. 29, 2015 @ OTT (W, 6-3), 3rd pd

Dallas Home: 2 (3X), last: March 16, 2010 vs. SJS (W, 8-2), 3rd pd

Dallas Road: 2 (5X), last: Jan. 29, 2015 @ OTT (W, 6-3), 3rd pd

SHORTHANDED GOALS AGAINST

Dallas Overall: 2 (16X), last: March 15, 2011 vs. SJS [3rd pd, Joe Thornton, Dany Heatley] [6-3 SJS]

Dallas Home: 2 (9X), last: March 15, 2011 vs. SJS [3rd pd, Joe Thornton, Dany Heatley] [6-3 SJS]

Dallas Road: 2 (7X), last: Nov. 27, 2006 @ DET. [3rd pd, Kris Draper, Mathieu Schneider] [2-1 DET]

MOST SHORTHANDED GOALS, COMBINED

Dallas Overall: 4, Dec. 3, 1995 @ COL (W, 7-6) 2nd pd

Dallas Home: 2, many times, last: Oct. 31, 2015 vs. SJS (W, 5-3) 2nd pd.

Dallas Road: 4, Dec. 3, 1995 @ COL (W, 7-6) 2nd pd

SHOTS-ON-GOAL FOR

Dallas Overall: 25, twice, last: March 16, 1997 vs. Pittsburgh, 2nd pd [6-2 DAL]

Dallas Home: 25, twice, last: March 16, 1997 vs. Pittsburgh, 2nd pd [6-2 DAL]

Dallas Road: 23, Nov. 1, 2002 @ Columbus, 1st pd [4-2 CBJ]

SHOTS-ON-GOAL AGAINST

Dallas Overall: 25, Jan. 17, 2017 @ NYR (W, 7-6) 3rd pd

Dallas Home: 23, Dec. 15, 1995 vs. Pittsburgh, 2nd pd [5-1 PIT]

Dallas Road: 25, Jan. 17, 2017 @ NYR (W, 7-6) 3rd pd

SHOTS-ON-GOAL, BOTH TEAMS

Dallas Overall: 37, twice, last: Dec. 1, 2011 vs. Ottawa, 3rd pd [19 SOG for DAL, 18 for OTT] [3-2 DAL]

Dallas Home: 37, Dec. 1, 2011 vs. Ottawa, 3rd pd [19 SOG for DAL, 18 for OTT] [3-2 DAL]

Dallas Road: 37, Oct. 26, 2001 @ Detroit, 2nd pd [22 SOG for DAL, 15 for DET] [5-3 DAL]

LARGEST SHOT ADVANTAGE

Dallas Overall: +20, March 16, 1997 vs. Pittsburgh, 2nd pd [25 SOG for DAL, 5 for PIT] [6-2 DAL]

Dallas Home: +20, March 16, 1997 vs. Pittsburgh, 2nd pd [25 SOG for DAL, 5 for PIT] [6-2 DAL]

Dallas Road: +19, Nov. 11, 1996 @ Anaheim, 1st pd [21 SOG for DAL, 2 for ANA] [3-2 DAL]

LARGEST SHOT DEFICIT

Dallas Overall: -21, Jan. 17, 2017 @ NYR (W, 7-6), 3rd pd [4 SOG for DAL, 25 for NYR]

Dallas Home: -17, April 14, 1999 vs. Phoenix, 3rd pd [4 SOG for DAL, 21 for PHO] [4-2 DAL]

Dallas Road: -21, Jan. 17, 2017 @ NYR (W, 7-6), 3rd pd [4 SOG for DAL, 25 for NYR]

MOST SAVES

Dallas Overall: 22 (3X), last: Jan. 17, 2017 @ NYR (W, 7-6), 3rd pd

Dallas Home: 22, Oct. 7, 2011 vs. CHI (W, 2-1) 2nd pd

Dallas Road: 22 (2X), last: Jan. 17, 2017 @ NYR (W, 7-6), 3rd pd

MOST SAVES AGAINST

Dallas Overall: 24, Oct. 16, 1993 vs. STL (W, 4-0) 1st pd

Dallas Home: 24, Oct. 16, 1993 vs. STL (W, 4-0) 1st pd

Dallas Road: 23, Nov. 1, 2002 @ CBJ (L, 2-4), 1st pd

TOTAL SAVES, COMBINED

Dallas Overall: 34 (3X), last: Dec. 1, 2011 vs. Ottawa, 3rd pd [17 Saves for DAL, 17 for OTT] [3-2 DAL]

Dallas Home: 34 (2X), last: Dec. 1, 2011 vs. Ottawa, 3rd pd [17 Saves for DAL, 17 for OTT] [3-2 DAL]

Dallas Road: 34, Oct. 26, 2001 @ Detroit, 2nd pd [13 saves for DAL, 21 for DET] [5-3 DAL]

PENALTY SHOTS FOR/AGAINST/TOTAL

- Never more than one (for or against or combined) in any game.

MOST ASSISTS

Dallas Overall: 11, Feb. 6, 2009 vs. NYR (W, 10-2), 3rd pd

Dallas Home: 11, Feb. 6, 2009 vs. NYR (W, 10-2), 3rd pd

Dallas Road: 10, 12/6/1998 at Edmonton (6-2 win, 2nd pd)

MOST ASSISTS AGAINST

Dallas Overall: 9, Feb. 22, 2015 @ MIN (L, 2-6), 3rd pd

Dallas Home: 8 (2X), last: Dec. 10, 2013 vs. CHI (L, 2-6), 2nd pd

Dallas Road: 9, Feb. 22, 2015 @ MIN (L, 2-6), 3rd pd

MOST ASSISTS, BOTH TEAMS COMBINED

Dallas Overall: 13, twice, last: Dec. 3, 2011 vs. NY Islanders, 2nd pd. [8 ast for DAL, 5 for NYI] [5-4 NYI]
 Dallas Home: 13, twice, last: Dec. 3, 2011 vs. NY Islanders, 2nd pd [8 ast for DAL, 5 for NYI] [5-4 NYI]
 Dallas Road: 12, many times, last: Feb. 25, 2013 @ Nashville, 2nd pd [8 ast for DAL, 4 for NSH] [5-4 NSH]

MOST POINTS

Dallas Overall: 17, Feb. 6, 2009 vs. NYR (W, 10-2), 3rd pd
 Dallas Home: 17, Feb. 6, 2009 vs. NYR (W, 10-2), 3rd pd
 Dallas Road: 15, Dec. 6, 1998 @ EDM (W, 6-2), 2nd pd

MOST POINTS AGAINST

Dallas Overall: 15, Feb. 22, 2015 @ DET (L, 2-6), 3rd pd [6G-9A]
 Dallas Home: 12, (4X), last: Nov. 8, 2014 vs. SJS (L, 2-5), 3rd pd [4G-8A]
 Dallas Road: 15, Feb. 22, 2015 @ DET (L, 2-6), 3rd pd [6G-9A]

MOST POINTS, COMBINED

Dallas Overall: 21, Dec. 13, 1995 vs. CGY (L, 4-8), 2nd pd
 Dallas Home: 21, Dec. 13, 1995 vs. CGY (L, 4-8), 2nd pd
 Dallas Road: 18 (4x), last: Feb. 25, 2013 @ NSH (L, 4-5), 2nd pd

MOST CONSECUTIVE GOALS FOR

Dallas Overall: 6, Feb. 6, 2009 vs. NY Rangers, 3rd pd [10-2 DAL]
 Dallas Home: 6, Feb. 6, 2009 vs. NY Rangers, 3rd pd [10-2 DAL]
 Dallas Road: 5, Dec. 6, 1998 @ Edmonton, 2nd pd [6-2 DAL]

MOST CONSECUTIVE GOALS AGAINST

Dallas Overall: 6, Feb. 22, 2015 @ MIN (L, 2-6), 3rd pd
 Dallas Home: 4, many times, last: April 6, 2017 vs. NSH, (L, 3-7), 1st pd
 Dallas Road: 6, Feb. 22, 2015 @ MIN (L, 2-6), 3rd pd

FASTEST GOALS
AFTER OPENING FACEOFF

Overall
 For: 7 sec., Nov. 13, 1998 @ DET (J. Nieuwendyk)
 Against: 9 sec., Oct. 17, 2013 vs. SJS (T. Kennedy)
Home
 For: 12 sec., Oct. 20, 1977 vs. CLE (R. Eriksson)
 Against: 9 sec., Oct. 17, 2013 vs. SJS (T. Kennedy)
Road
 For: 7 sec., Nov. 13, 1998 @ DET (J. Nieuwendyk)
 Against: 11 sec. (2X), last: Oct. 14, 1979 @ BUF (R. Martin)

INTO SECOND PERIOD

Overall
 For: 8 seconds, Feb. 4, 2017 vs. CHI (L, 3-5) (R. Faksa)
 Against: 5 sec., April 27, 1995 @ CHI (J. Murphy)
Home
 For: 8 seconds, Feb. 4, 2017 vs. CHI (L, 3-5) (R. Faksa)
 Against: 12 sec. (3X), last: April 1, 1995 vs. DET (D. Ciccarelli)
Road
 For: 16 sec. (2X), last: March 29, 2008 @ LAK (S. Barnes)
 Against: 5 sec., April 27, 1995 @ CHI (J. Murphy)

INTO THIRD PERIOD

Overall
 For: 11 sec., Dec. 22, 2015 vs. CHI (P. Sharp)
 Against: 9 sec., April 10, 2010 @ MIN (C. Wellman)
Home
 For: 11 sec., Dec. 22, 2015 vs. CHI (P. Sharp)
 Against: 10 sec., Feb. 6, 1986 vs. TOR (R. Vaive)

Road

For: 16 sec., March 8, 1995 @ TOR (P. Zezel)
 Against: 9 sec., April 10, 2010 @ MIN (C. Wellman)

INTO OT

Overall
 For: 13 sec., March 20, 1994 vs. VAN (P. Broten)
 Against: 15 sec., Oct. 28, 2000 @ STL (A. MacInnis)

Home

For: 13 sec., March 20, 1994 vs. VAN (P. Broten)
 Against: 19 seconds (2X), last: Jan. 21, 2017 vs. WSH (OTL, 3-4) (J. Beagle)

Road

For: 20 seconds, March 26, 2017 @ NJD (W, 2-1) (T. Seguin)
 Against: 15 sec., Oct. 28, 2000 @ STL (A. MacInnis)

LATEST GOALS
SCORED IN REGULATION

Overall
 For: 19:59 of 3rd, many times, last: Feb. 9, 2012 @ CBJ (Ja. Benn)
 Against: 19:59 of 3rd, many times, last: Dec. 8, 2010 @ CHI (P. Sharp)
Home
 For: 19:59 of 3rd, many times, last: Feb. 6, 2006 vs. NSH (B. Guerin)
 Against: 19:59 of 3rd, many times, last: Mar. 24, 2006 vs. CHI (M. Bell)
Road
 For: 19:59 of 3rd, many times, last: Feb. 9, 2012 @ CBJ (Ja. Benn)
 Against: 19:59 of 3rd, many times, last: Dec. 8, 2010 @ CHI (P. Sharp)

SCORED IN OT

Overall
 For: 4:59 (2X), last: Feb. 11, 2003 vs. CAR (S. Zubov)
 Against: 4:56, March 4, 2011 @ ANA (L. Visnovsky)
Home
 For: 4:59, Feb. 11, 2003 vs. CAR (S. Zubov)
 Against: 4:55, Nov. 22, 1996 vs. FLA (J. Hull)
Road
 For: 4:59, Feb. 28, 2002 @ VAN (M. Modano)
 Against: 4:56, March 4, 2011 @ ANA (L. Visnovsky)

PLAYER RECORDS - CAREER
MOST CONSECUTIVE GAMES PLAYED

Dallas Overall: 263, Loui Eriksson (12/10/07 to 1/20/11)
 Dallas Home: 145, Loui Eriksson (12/10/07 to 3/15/11)
 Dallas Road: 135, Loui Eriksson (11/25/07 to 1/20/11)

MOST GOALS

Dallas Overall: 434, Mike Modano
 Dallas Home: 232, Mike Modano
 Dallas Road: 202, Mike Modano

MOST ASSISTS

Dallas Overall: 616, Mike Modano
 Dallas Home: 332, Mike Modano
 Dallas Road: 284, Mike Modano

MOST POINTS

Dallas Overall: 1050, Mike Modano
 Dallas Home: 564, Mike Modano
 Dallas Road: 486, Mike Modano

DALLAS RECORDS - SEASON // DALLAS STARS HOCKEY CLUB

MOST GAME-WINNING GOALS

Dallas Overall: 73, Mike Modano
 Dallas Home: 43, Mike Modano
 Dallas Road: 30, Mike Modano

MOST POWER PLAY GOALS

Dallas Overall: 121, Mike Modano
 Dallas Home: 73, Mike Modano
 Dallas Road: 48, Mike Modano

MOST SHORTHANDED GOALS

Dallas Overall: 29, Mike Modano
 Dallas Home: 11, Mike Modano
 Dallas Road: 18, Mike Modano

MOST SHORTHANDED POINTS

Dallas Overall: 47, Mike Modano (29 goals, 18 assists)
 Dallas Home: 22, Mike Modano (11 goals, 11 assists)
 Dallas Road: 25, Mike Modano (18 goals, 7 assists)

MOST SHOTS, GOAL

Dallas Overall: 3227, Mike Modano
 Dallas Home: 1612, Mike Modano
 Dallas Road: 1615, Mike Modano

MOST PENALTY MINUTES

Franchise Overall: 1203, Brenden Morrow
 Franchise Home: 662, Brenden Morrow
 Franchise Road: 541, Brenden Morrow

MOST GOALS BY A D-MAN

Dallas Overall: 111, Sergei Zubov
 Dallas Home: 64, Sergei Zubov
 Dallas Road: 47, Sergei Zubov

MOST ASSISTS BY A D-MAN

Dallas Overall: 438, Sergei Zubov
 Dallas Home: 250, Sergei Zubov
 Dallas Road: 188, Sergei Zubov

MOST POINTS BY A D-MAN

Dallas Overall: 549, Sergei Zubov (111 goals, 438 assists)
 Dallas Home: 314, Sergei Zubov (64 goals, 250 assists)
 Dallas Road: 235 Sergei Zubov (47 goals, 188 assists)

MOST GAME-WINNING GOALS BY A D-MAN

Dallas Overall: 20, Sergei Zubov
 Dallas Home: 10, Sergei Zubov and Derian Hatcher
 Dallas Road: 10, Sergei Zubov

MOST POWER PLAY GOALS BY A D-MAN

Dallas Overall: 60, Sergei Zubov
 Dallas Home: 38, Sergei Zubov
 Dallas Road: 22, Sergei Zubov

MOST POWER PLAY POINTS BY A D-MAN

Dallas Overall: 296, Sergei Zubov (60 goals, 236 assists)
 Dallas Home: 184, Sergei Zubov (38 goals, 146 assists)
 Dallas Road: 112, Sergei Zubov (22 goals, 90 assists)

MOST SHORTHANDED GOALS BY A D-MAN

Dallas Overall: 3, Sergei Zubov
 Dallas Home: 2, Derian Hatcher and Brenden Dillon
 Dallas Road: 2, Sergei Zubov and Richard Matvichuk

MOST SHORTHANDED POINTS BY A D-MAN

Dallas Overall: 12, Sergei Zubov (3 goals, 9 assists)
 Dallas Home: 9, Derian Hatcher (2 goals, 7 assists)
 Dallas Road: 9, Sergei Zubov (2 goals, 5 assists)

MOST SHOTS, GOAL BY A D-MAN

Dallas Overall: 1694, Sergei Zubov
 Dallas Home: 851, Sergei Zubov
 Dallas Road: 843, Sergei Zubov

MOST PENALTY MINUTES BY A D-MAN

Dallas Overall: 1114, Derian Hatcher
 Dallas Overall: 644, Derian Hatcher
 Dallas Overall: 470, Derian Hatcher

GOALTENDER

MOST LOSSES

Dallas Overall: 154, Marty Turco
 Dallas Home: 64, Marty Turco
 Dallas Road: 90, Marty Turco

MOST TIES

Dallas Overall: 44, Ed Belfour
 Dallas Home: 23, Ed Belfour
 Dallas Road: 21, Ed Belfour

MOST GOALS ALLOWED

Dallas Overall: 1118, Marty Turco
 Dallas Home: 543, Marty Turco
 Dallas Road: 575, Marty Turco

GOALS SCORED

- None

MOST POINTS

Dallas Overall: 22, Marty Turco (0 goals, 22 assists)
 Dallas Home: 12, Kari Lehtonen (0 goals, 12 assists)
 Dallas Road: 13, Marty Turco (0 goals, 13 assists)

MOST PENALTY MINUTES

Dallas Overall: 160, Marty Turco
 Dallas Home: 56, Marty Turco
 Dallas Road: 106, Marty Turco

PLAYER RECORDS - GAME

MOST GOALS

Dallas Overall: 4 (6X), last: Tyler Seguin, Nov. 14, 2013 @ Calgary
 Dallas Home: 4 (5X), last: Jussi Jokinen, Nov. 16, 2007 vs. Colorado
 Dallas Road: 4, Tyler Seguin, Nov. 14, 2013 @ Calgary

MOST ASSISTS

Dallas Overall: 5 (2X), last: Jamie Benn, Nov. 14, 2013 @ Calgary
 Dallas Home: 5, Brad Richards, Feb. 28, 2008 vs. Chicago
 Dallas Road: 5, Jamie Benn, Nov. 14, 2013 @ Calgary

MOST POINTS

Dallas Overall: 6 (3X), last: Jamie Benn, Nov. 14, 2013 @ Calgary
 Dallas Home: 6 (2X), last: Mike Modano, Feb. 1, 1995 vs. Anaheim
 Dallas Road: 6, Jamie Benn, Nov. 14, 2013 @ Calgary

MOST POWER PLAY GOALS

Dallas Overall: 3, Philippe Boucher, Nov. 24, 2006 vs. Los Angeles
 Dallas Home: 3, Philippe Boucher, Nov. 24, 2006 vs. Los Angeles
 Dallas Road: 2, many times, last: Patrick Eaves, Feb. 11, 2016 @ CHI (W, 4-2)

MOST SHORTHANDED GOALS

Dallas Overall: 1, many times, last: Adam Cracknell, March 24, 2017 vs. SJS (W, 6-1)

Dallas Home: 1, many times, last: Adam Cracknell, March 24, 2017 vs. SJS (W, 6-1)

Dallas Road: 1, many times, last: Jason Spezza, Dec. 27, 2016 @ ARI (W, 3-2)

MOST SHOTS, GOAL

Dallas Overall: 11 (4X), last: John Klingberg, March 24, 2016 @ Arizona (L, 1-3)

Dallas Home: 11 (2X), last: Tyler Seguin, April 11, 2014 vs. St. Louis

Dallas Road: 11 (2X), last: John Klingberg, March 24, 2016 @ Arizona (L, 1-3)

MOST PENALTY MINUTES

Dallas Overall: 33, Shane Churla, April 16, 1995 vs. Chicago

Dallas Home: 33, Shane Churla, April 16, 1995 vs. Chicago

Dallas Road: 30, Shane Churla, Dec. 31, 1993 @ Chicago

MOST GOALS BY A DEFENSEMAN

Dallas Overall: 3 (2X), last: Philippe Boucher, Nov. 24, 2006 vs. L.A.

Dallas Home: 3, Philippe Boucher, Nov. 24, 2006 vs. L.A.

Dallas Road: 3 (2X), last: Darryl Sydor, Jan. 3, 1998 @ Carolina

MOST ASSISTS BY A DEFENSEMAN

Dallas Overall: 4, many times, last: Alex Goligoski, March 28, 2014 vs. Nashville

Dallas Home: 4, many times, last: Alex Goligoski, March 28, 2014 vs. Nashville

Dallas Road: 4, Sergei Gonchar, Dec. 14, 2013 @ Winnipeg

MOST POINTS BY A DEFENSEMAN

Dallas Overall: 5, Paul Cavallini, April 12, 1994 vs. St. Louis

Dallas Home: 5, Paul Cavallini, April 12, 1994 vs. St. Louis

Dallas Road: 4 (3X), last: Sergei Gonchar, Dec. 14, 2013 @ Winnipeg

MOST POWER PLAY GOALS BY A DEFENSEMAN

Dallas Overall: 3, Philippe Boucher, Nov. 24, 2006 vs. L.A.

Dallas Home: 3, Philippe Boucher, Nov. 24, 2006 vs. L.A.

Dallas Road: 2 (3X), last: Stephane Robidas, Dec. 17, 2009 @ Atlanta

MOST SHORTHANDED GOALS BY A DEFENSEMAN

Dallas Overall: 1, many times, last: Johnny Oduya, Dec. 17, 2015 vs. CGY (L, 1-3)

Dallas Home: 1, many times, last: Brendan Dillon, Feb. 27, 2014 vs. Carolina

Dallas Road: 1, many times, last: Johnny Oduya, Dec. 17, 2015 vs. CGY (L, 1-3)

MOST SHOTS, GOAL BY A DEFENSEMAN

Dallas Overall: 11 (2X), last: John Klingberg, March 24, 2016 @ Arizona (L, 1-3)

Dallas Home: 11, Derian Hatcher, Nov. 27, 2002 vs. Minnesota

Dallas Road: 11, John Klingberg, March 24, 2016 @ Arizona (L, 1-3)

MOST PENALTY MINUTES BY A DEFENSEMAN

Dallas Overall: 25, Derian Hatcher, March 23, 2003 vs. St. Louis

Dallas Home: 25, Derian Hatcher, March 23, 2003 vs. St. Louis

Dallas Road: 19 (2X), last: Philippe Boucher, Oct. 16, 2005 @ Vancouver

MOST GOALS BY A ROOKIE

Dallas Overall: 3 (3X), last: James Neal, Dec. 23, 2008 @ Toronto

Dallas Home: 3 (2X), last: Fabian Brunnstrom, Oct. 15, 2008 vs. Nashville

Dallas Road: 3, James Neal, Dec. 23, 2008 @ Toronto

MOST ASSISTS BY A ROOKIE

Dallas Overall: 4, Jere Lehtinen, Feb. 16, 1996 vs. Edmonton

Dallas Home: 4, Jere Lehtinen, Feb. 16, 1996 vs. Edmonton

Dallas Road: 3 (3X), last: Esa Lindell, April 2, 2017 @ TBL (L, 3-6)

MOST POINTS BY A ROOKIE

Dallas Overall: 4 (3X), last: John Klingberg, Jan. 31, 2015 @ Winnipeg

Dallas Home: 4 (2X), last: Valeri Nichuskin, Dec. 7, 2013 vs. Philadelphia

Dallas Road: 4, John Klingberg, Jan. 31, 2015 @ Winnipeg

MOST POWER PLAY GOALS BY A ROOKIE

Dallas Overall: 2, James Neal, Feb. 6, 2009 vs. N.Y. Rangers

Dallas Home: 2, James Neal, Feb. 6, 2009 vs. N.Y. Rangers

Dallas Road: 1, many times, last: Devin Shore, Feb. 12, 2017 @ NSH (L, 3-5)

MOST SHORTHANDED GOALS BY A ROOKIE

Dallas Overall: 2, Gemel Smith, Nov. 6, 2016 @ CHI (OTL, 3-4)

Dallas Home: 1, Niko Kapanen, Nov. 15, 2002 vs. COL

Dallas Road: 2, Gemel Smith, Nov. 6, 2016 @ CHI (OTL, 3-4)

MOST SHOTS, GOAL BY A ROOKIE

Dallas Overall: 8, Jamie Langenbrunner, Jan. 4, 1997 @ Boston

Dallas Home: 7, many times, last: Alex Chiasson, March 3, 2014 vs. Buffalo

Dallas Road: 8, Jamie Langenbrunner, Jan. 4, 1997 @ Boston

MOST PENALTY MINUTES BY A ROOKIE

Dallas Overall: 17 (4X), last: B.J. Crombeen, March 27, 2008 @ San Jose

Dallas Home: 17, Jason Botterill, March 13, 1998 vs. Anaheim

Dallas Road: 17 (3X), last: B.J. Crombeen, March 27, 2008 @ San Jose

MOST GOALS BY AN OPPONENT

Dallas Overall: 4 (2X), last: Matt Moulson, Dec. 3, 2011 vs. NY Islanders

Dallas Home: 4 (2X), last: Matt Moulson, Dec. 3, 2011 vs. NY Islanders

Dallas Road: 3 (22X), last: Patrik Laine, Feb. 14, 2017 @ WPG (L, 2-5)

MOST ASSISTS BY AN OPPONENT

Dallas Overall: 4 (11X), last: Blake Wheeler, March 16, 2014 @ Winnipeg

Dallas Home: 4 (4X), last: Patrick Sharp, March 9, 2013 vs. Chicago

Dallas Road: 4 (7X), last: Blake Wheeler, March 16, 2014 @ Winnipeg

MOST POINTS BY AN OPPONENT

Dallas Overall: 5 (3X), last: John Tavares, Jan. 6, 2014 @ NY Islanders

Dallas Home: 5 (2X), last: Keith Tkachuk, March 26, 1996 vs. Winnipeg

Dallas Road: 5, John Tavares, Jan. 6, 2014 @ NY Islanders

DALLAS PLAYER RECORDS - GAME // DALLAS STARS HOCKEY CLUB

MOST POWER PLAY GOALS BY AN OPPONENT

Dallas Overall: 3, Brayden Schenn, Dec. 10, 2016 @ PHI (L, 2-4)
 Dallas Home: 2, many times, last: Matt Duchene, Colorado, Nov. 4, 2011
 Dallas Road: 3, Brayden Schenn, Dec. 10, 2016 @ PHI (L, 2-4)

MOST SHORTHANDED GOALS BY AN OPPONENT

Dallas Overall: 2, Rene Bourque, Chicago, Feb. 28, 2008
 Dallas Home: 2, Rene Bourque, Chicago, Feb. 28, 2008
 Dallas Road: 1, many times, last: Joe Pavelski, March 12 @ SJS (L, 1-5)

MOST SHOTS, GOAL BY AN OPPONENT

Dallas Overall: 14, Patric Hornqvist, Nashville, Dec. 28, 2010
 Dallas Home: 11 (2X), last: Wendel Clark, N.Y. Islanders, Dec. 21, 1995
 Dallas Road: 14, Patric Hornqvist, Nashville, Dec. 28, 2010

MOST PENALTY MINUTES BY AN OPPONENT

Dallas Overall: 41, Jody Shelley, San Jose, April 6, 2008
 Dallas Home: 41, Jody Shelley, San Jose, April 6, 2008
 Dallas Road: 31, Chris Simon, Colorado, Nov. 9, 1995

GOALTENDER

MOST SAVES

Dallas Overall: 49, Mart Turco, March 8, 2010 @ WSH (SOW, 4-3)
 Dallas Home: 47, Darcy Wakaluk, Nov. 24, 1993 vs. NYI (T, 2-2)
 Dallas Road: 49, Mart Turco, March 8, 2010 @ WSH (SOW, 4-3)

MOST GOALS AGAINST

Overall: 6 (4X), last: D. Beaupre, March 14, 1981 @ LAK (L, 4-10), 1st pd
 Home: 6 (2X), last: P. Lopresti, Nov. 19, 1975 vs. MTL (L, 0-6), 3rd pd
 Road: 6 (2X), last: D. Beaupre, March 14, 1981 @ LAK (L, 4-10), 1st

MOST SAVES, OPPONENT

Dallas Overall: 52, Byron Dafeo, Nov. 8, 1995 vs. LAK (T, 3-3)
 Dallas Home: 52, Byron Dafeo, Nov. 8, 1995 vs. LAK (T, 3-3)
 Dallas Road: 48, Jonathan Bernier, Dec. 5, 2013 @ TOR (L, 2-3)

MOST GOALS ALLOWED

Dallas Overall: 10, Andy Moog, Nov. 27, 1993 @ Detroit
 Dallas Home: 7 (2X), last: Kari Lehtonen, Feb. 21, 2015 vs. Detroit
 Dallas Road: 10, Andy Moog, Nov. 27, 1993 @ Detroit

MOST PENALTY MINUTES

Dallas Overall: 14, Ed Belfour, April 17, 1999 @ Phoenix
 Dallas Home: 12, Darcy Wakaluk, April 14, 1994 vs. Detroit
 Dallas Road: 14, Ed Belfour, April 17, 1999 @ Phoenix

PLAYER RECORDS - PERIOD

MOST GOALS

Dallas Overall: 3 (2X), last: Tyler Seguin, Dec. 7, 2013 vs. Philadelphia (2nd)
 Dallas Home: 3 (2X), last: Tyler Seguin, Dec. 7, 2013 vs. Philadelphia (2nd)
 Dallas Road: 3, Patrick Eaves, Feb. 11, 2016 @ CHI (W, 4-2), 1st pd

MOST ASSISTS

Dallas Overall: 3, many times, last: Sergei Gonchar, Dec. 14, 2013 @ Winnipeg (2nd)
 Dallas Home: 3, many times, last: Valeri Nichuskin, Dec. 7, 2013 vs. Philadelphia (2nd)
 Dallas Road: 3, many times, last: Sergei Gonchar, Dec. 14, 2013 @ Winnipeg (2nd)

MOST POINTS

Dallas Overall: 4, Valeri Nichuskin and Tyler Seguin, Dec. 7, 2013 vs. Philadelphia (2nd)
 Dallas Home: 4, Valeri Nichuskin and Tyler Seguin, Dec. 7, 2013 vs. Philadelphia (2nd)
 Dallas Road: 3, many times, last: Jamie Benn, April 5, 2014 @ Tampa Bay (1st)

MOST POWER PLAY GOALS

Dallas Overall: 2, many times, last: Patrick Eaves, Feb. 11, 2016 @ Chicago (1st)
 Dallas Home: 2, many times, last: James Neal, Feb. 6, 2009 vs. N.Y. Rangers (3rd)
 Dallas Road: 2, many times, last: Patrick Eaves, Feb. 11, 2016 @ Chicago (1st)



MOST SHORTHANDED GOALS

Dallas Overall: 1, many times, last: Adam Cracknell, March 24, 2017 vs. SJS (W, 6-1), 3rd pd

Dallas Home: 1, many times, last: Adam Cracknell, March 24, 2017 vs. SJS (W, 6-1), 3rd pd

Dallas Road: 1, many times, last: Jason Spezza, Dec. 27, 2016 @ ARI (W, 3-2), 2nd pd

MOST SHOTS, GOAL

Dallas Overall: 7 (3X), last: Jamie Benn, Feb. 6, 2010 vs. Phoenix (2nd)

Dallas Home: 7 (2X), last: Jamie Benn, Feb. 6, 2010 vs. Phoenix (2nd)

Dallas Road: 7, Joe Nieuwendyk, Nov. 15, 2001 @ L.A. (2nd)

MOST PENALTY MINUTES

Dallas Overall: 30, Shane Churla, Dec. 31, 1993 @ Chicago (1st)

Dallas Home: 29, Shane Churla, April 16, 1995 vs. Chicago (3rd)

Dallas Road: 30, Shane Churla, Dec. 31, 1993 @ Chicago (1st)

MOST GOALS BY AN OPPONENT

Dallas Overall: 3, many times, last: Steve Reinprecht, Florida, Oct. 30, 2009 (1st)

Dallas Home: 3, many times, last: Steve Reinprecht, Florida, Oct. 30, 2009 (1st)

Dallas Road: 2, many times, last: Patrik Laine, Feb. 14, 2017 @ WPG (L, 2-5), 3rd pd

MOST ASSISTS BY AN OPPONENT

Dallas Overall: 3, many times, last: Anthony Duclair, Arizona, Feb. 18, 2016, (2nd)

Dallas Home: 3, many times, last: Viktor Arvidsson, April 6, 2017 vs. NSH (L, 7-3), 1st pd

Dallas Road: 3, many times, last: Anthony Duclair, Arizona, Feb. 18, 2016, (2nd)

MOST POINTS BY AN OPPONENT

Dallas Overall: 4, Patrik Elias, New Jersey, Dec. 20, 2000 (1st)

Dallas Home: 3, many times, last: Victor Rask, Carolina, Dec. 8, 2015 (3rd)

Dallas Road: 4, Patrik Elias, New Jersey, Dec. 20, 2000 (1st)

MOST POWER PLAY GOALS BY AN OPPONENT

Dallas Overall: 2, many times, last: Brayden Schenn, Dec. 10, 2016 @ PHI (L, 2-4), 3rd pd

Dallas Home: 2, many times, last: Justin Faulk, Carolina, Dec. 8, 2015 (3rd)

Dallas Road: 2 (4X), last: Brayden Schenn, Dec. 10, 2016 @ PHI (L, 2-4), 3rd pd

MOST SHORTHANDED GOALS BY AN OPPONENT

Dallas Overall: 2, Rene Bourque, Chicago, Feb. 28, 2008 (3rd)

Dallas Home: 2, Rene Bourque, Chicago, Feb. 28, 2008 (3rd)

Dallas Road: 1, many times, last: Joe Pavelski, March 12 @ SJS (L, 1-5), 2nd pd

MOST SHOT, GOAL BY AN OPPONENT

Dallas Overall: 7, many times, last: Pavel Bure, Florida, Jan. 9, 2002 (2nd)

Dallas Home: 7 (2X), last: Al MacInnis, St. Louis, March 7, 1999 (1st)

Dallas Road: 7 (2X), last: Pavel Bure, Florida, Jan. 9, 2002 (2nd)

MOST PENALTY MINUTES BY AN OPPONENT

Dallas Overall: 31, Chris McAllister, Colorado, Feb. 20, 2004 (3rd)

Dallas Home: 31, Chris McAllister, Colorado, Feb. 20, 2004 (3rd)

Dallas Road: 27, Darryl Shannon, Winnipeg, Oct. 7, 1995 (2nd)

GOALTENDER**MOST GOALS ALLOWED**

Dallas Overall: 5 (3X), last: Marty Turco, Nov. 10, 2007 @ L.A. (3rd)

Dallas Home: 4, many times, last: Marty Turco, Jan. 20, 2006 vs. Tampa Bay (1st)

Dallas Road: 5 (3X), last: Marty Turco, Nov. 10, 2007 @ L.A. (3rd)

GOALTENDER: MOST SAVES

Dallas Overall: 22 (2X), last: Kari Lehtonen, Oct. 7, 2011 vs. Chicago (2nd)

Dallas Home: 22, Kari Lehtonen, Oct. 7, 2011 vs. Chicago (2nd)

Dallas Road: 22, Marty Turco, March 8, 2010 @ Washington (2nd)

GOALTENDER: MOST SAVES BY AN OPPONENT

Dallas Overall: 23 (2X), last: Henrik Lundqvist, N.Y. Rangers, Nov. 21, 2013 (1st)

Dallas Home: 23, Henrik Lundqvist, N.Y. Rangers, Nov. 21, 2013 (1st)

Dallas Road: 23, Marc Denis, Columbus, Nov. 1, 2002 (1st)

YOUNGEST PLAYERS IN FRANCHISE HISTORY

PLAYER	POS	BIRTHDATE	FIRST GAME	AGE
Brian Bellows	RW	Sept. 1, 1964	Oct. 6, 1982	18 yrs., 1 mo., 5 days
Brian Lawton	LW	June 29, 1965	Oct. 5, 1983	18 yrs., 3 mos., 6 days
Dave Archibald	C	April 14, 1969	Oct. 10, 1987	18 yrs., 5 mos., 26 days
Ron Meighan	D	May 26, 1963	Nov. 27, 1981	18 yrs., 6 mos., 1 day
Valeri Nichushkin	RW	March 4, 1995	Oct. 3, 2013	18 yrs., 6 mos., 29 days
Mike Modano	C	June 7, 1970	April 6, 1989	18 yrs., 9 mos., 29 days
Don Beaupre	G	Sept. 19, 1961	Oct. 11, 1980	19 yrs., 22 days
Warren Babe	LW	Sept. 7, 1968	Oct. 08, 1987	19 yrs., 1 mo., 1 day
Tom McCarthy	LW	July 31, 1960	Oct. 11, 1979	19 yrs., 2 mos., 11 days
Brad Palmer	LW	Sept. 14, 1961	Dec. 23, 1980	19 yrs., 3 mos., 9 days
Mike Craig	RW	June 6, 1971	Oct. 4, 1990	19 yrs., 3 mos., 28 days

OLDEST PLAYERS IN FRANCHISE HISTORY

PLAYER	POS	BIRTHDATE	LAST GAME	AGE
Gump Worsley	G	May 14, 1929	April 2, 1974	44 yrs., 10 mos., 19 days
Ray Whitney	LW	May 8, 1972	April 3, 2014	41 yrs., 10 mos., 26 days
Dean Prentice	LW	Oct. 5, 1932	Jan. 2, 1974	41 yrs., 2 mos., 28 days
Jaromir Jagr	RW	Feb. 15, 1972	April 1, 2013	41 yrs., 1 mo., 17 days
Guy Carbonneau	C	March 18, 1960	April 9, 2000	40 yrs., 22 days
Sergei Gonchar	D	April 13, 1974	April 3, 2014	39 yrs., 11 mos., 21 days
Mike Modano	C	June 7, 1970	April 10, 2010	39 yrs., 10 mos., 3 days
Grant Ledyard	D	Nov. 19, 1961	April 7, 2001	39 yrs., 4 mos., 18 days
Doug Mohns	D	Dec. 13, 1933	April 12, 1973	39 yrs., 3 mos., 30 days
Doug Lidster	D	Oct. 18, 1960	April 18, 1999	38 yrs., 6 mo., 0 days
Sergei Zubov	D	July 22, 1970	Nov. 28, 2008	38 yrs., 4 mos., 6 days
Craig Ludwig	D	March 15, 1961	April 18, 1999	38 yrs., 1 mo., 3 days
Bronco Horvath	C	March 12, 1930	Feb. 17, 1968	37 yrs., 11 mos., 5 days
Pat Verbeek	RW	May 24, 1964	April 1, 2002	37 yrs., 10 mos., 8 days
Claude Lemeux	RW	July 16, 1965	April 6, 2003	37 yrs., 8 mos., 21 days
Helmut Balderis	RW	June 30, 1952	March 18, 1990	37 yrs., 8 mos., 18 days
Leo Boivin	D	Aug. 2, 1932	April 16, 1970	37 yrs., 8 mos., 15 days

On October 14, 1995, the Stars set a franchise record for the fastest three goals in a game, scoring three times in 44 seconds of the final minute of the third period to cap an exciting 6-5 comeback victory over Boston at Reunion Arena. Trailing 5-3, Kevin Hatcher banged home a rebound at 19:11 of the third period to pull the Stars within one goal. At the 19:44 mark, Mike Modano fired a wrist shot past Bruins' goalie Craig Billington to even the score at 5-5. On the ensuing faceoff, Mike Kennedy hustled to the corner to Billington's left, dug the puck loose and sent a centering pass to Guy Carbonneau, who fired the puck past Billington at 19:55 for the win. According to the Elias Sports Bureau, it is the only game in NHL history that a team trailed by two goals in the final minute of the game and came back to score three goals and win the game in regulation.

HOLIDAY	DATE	OPPONENT	RESULT
Halloween	Oct. 31, 1970	at Toronto	W, 3-1
	Oct. 31, 1971	at Boston	L, 2-5
	Oct. 31, 1973	vs. Boston	L, 0-5
	Oct. 31, 1976	at Philadelphia	L, 1-9
	Oct. 31, 1979	at Detroit	W, 5-3
	Oct. 31, 1981	vs. Detroit	W, 5-4
	Oct. 31, 1987	vs. Washington	T, 3-3
	Oct. 31, 1989	vs. Toronto	L, 4-6
	Oct. 31, 1991	at Pittsburgh	L, 1-8
	Oct. 31, 1992	at Calgary	L, 3-5
	Oct. 31, 1998	vs. Detroit	W, 3-2
	Oct. 31, 2001	vs. Detroit	O, 3-4
	Oct. 31, 2007	vs. Chicago	L, 4-5
	Oct. 31, 2008	at Chicago	L, 2-5
	Oct. 31, 2009	at Nashville	L, 2-4
	Oct. 31, 2009	vs. Anaheim	O, 1-2
	Oct. 31, 2015	vs. San Jose	W, 5-3
Record:	5-9-3		Totals: 47-74

Thanksgiving	Nov. 22, 1973	at St. Louis	L, 1-2
	Nov. 26, 1997	vs. Los Angeles	W, 4-1
Record:	1-1-0		Totals: 5-3

Christmas Day	Dec. 25, 1967	vs. St. Louis	L, 0-1
	Dec. 25, 1968	vs. St. Louis	L, 0-2
	Dec. 25, 1969	vs. Chicago	T, 4-4
	Dec. 25, 1970	vs. Toronto	W, 6-3
	Dec. 25, 1971	vs. NY Rangers	L, 1-2
Record:	1-3-1		Totals: 11-12

New Years' Eve	Dec. 31, 1985	vs. Calgary	W, 6-3
	Dec. 31, 1986	vs. Hartford	W, 5-2
	Dec. 31, 1987	vs. Chicago	L, 1-4
	Dec. 31, 1988	vs. St. Louis	W, 6-2
	Dec. 31, 1989	vs. St. Louis	*W, 2-1
	Dec. 31, 1990	vs. Los Angeles	L, 2-4
	Dec. 31, 1991	vs. Chicago	W, 6-2
	Dec. 31, 1992	vs. Boston	W, 5-3
	Dec. 31, 1993	at Chicago	W, 5-2
	Dec. 31, 1997	vs. Los Angeles	T, 2-2
	Dec. 31, 1998	vs. Boston	W, 6-1
	Dec. 31, 1999	vs. Anaheim	W, 5-4
	Dec. 31, 2000	vs. NY Rangers	W, 6-1
	Dec. 31, 2001	vs. Boston	W, 2-1
	Dec. 31, 2002	vs. Edmonton	W, 4-1
	Dec. 31, 2003	vs. Montreal	T, 1-1
	Dec. 31, 2005	vs. Los Angeles	L, 2-3
	Dec. 31, 2006	vs. San Jose	L, 2-4
	Dec. 31, 2007	vs. Nashville	L, 0-1
	Dec. 31, 2008	vs. New Jersey	W, 4-2
	Dec. 31, 2009	vs. Anaheim	W, 5-3
	Dec. 31, 2010	vs. Vancouver	W, 1-4
	Dec. 31, 2011	vs. Boston	W, 4-2
	Dec. 31, 2013	vs. Los Angeles	W, 3-2
	Dec. 31, 2014	vs. Arizona	W, 6-0
	Dec. 31, 2015	vs. Nashville	W, 5-1
	Dec. 31, 2016	vs. Florida	L, 1-3
	Dec. 31, 2017	vs. San Jose	W, 6-0
Record:	19-7-2		Totals: 103-59

New Years' Day	Jan. 1, 1972	at Los Angeles	W, 3-2
	Jan. 1, 1977	at St. Louis	L, 1-3
	Jan. 1, 1996	vs. Toronto	L, 0-1
	Jan. 1, 1997	vs. Montreal	L, 6-8
	Jan. 1, 1999	at Phoenix	*W, 2-1
Record:	2-3-0		Totals: 10-13

Martin Luther King Jr., Day	Jan. 15, 1990	at Montreal	L, 3-4
	Jan. 21, 1991	at Winnipeg	L, 0-2
	Jan. 15, 1996	at Philadelphia	L, 1-6
	Jan. 18, 1999	vs. Vancouver	L, 3-5
	Jan. 15, 2001	at Florida	L, 0-2
	Jan. 21, 2002	at Columbus	W, 5-3
	Jan. 20, 2003	at Colorado	T, 1-1
	Jan. 19, 2004	at Vancouver	W, 3-2
	Jan. 16, 2006	at Montreal	L, 2-4
	Jan. 15, 2007	vs. Los Angeles	W, 3-1
	Jan. 15, 2009	at Tampa Bay	L, 2-4
	Jan. 15, 2010	vs. Minnesota	W, 4-3
	Jan. 17, 2011	vs. Los Angeles	W, 2-1
	Jan. 16, 2012	at St. Louis	L, 0-1
	Jan. 20, 2014	at Nashville	L, 1-4
	Jan. 16, 2017	at Buffalo	L, 1-4
	Jan. 15, 2018	at Boston	W, 3-2
Record:	6-10-1		Totals: 34-49

HOLIDAY	DATE	OPPONENT	RESULT
Valentine's Day	Feb. 14, 1968	at Pittsburgh	L, 3-6
	Feb. 14, 1970	vs. Chicago	L, 2-5
	Feb. 14, 1971	vs. Pittsburgh	W, 5-4
	Feb. 14, 1973	vs. St. Louis	W, 5-2
	Feb. 14, 1976	vs. Detroit	L, 2-3
	Feb. 14, 1979	vs. Vancouver	W, 8-1
	Feb. 14, 1981	vs. Hartford	W, 7-4
	Feb. 14, 1985	at Detroit	T, 5-5
	Feb. 14, 1987	vs. Calgary	L, 2-3
	Feb. 14, 1989	vs. Chicago	L, 2-4
	Feb. 14, 1993	vs. Toronto	L, 5-6
	Feb. 14, 1997	vs. Detroit	*W, 4-3
	Feb. 14, 2001	vs. Los Angeles	W, 4-2
	Feb. 14, 2003	vs. Anaheim	L, 2-4
	Feb. 14, 2004	at Phoenix	L, 2-3
	Feb. 14, 2007	vs. Detroit	L, 1-3
	Feb. 14, 2008	at Phoenix	L, 2-5
	Feb. 14, 2009	at Chicago	L, 2-6
	Feb. 14, 2012	at Detroit	L, 1-3
	Feb. 14, 2015	at Colorado	L, 1-4
	Feb. 14, 2017	at Winnipeg	L, 2-5
Record:	6-14-1		Totals: 67-81

Presidents' Day	Feb. 18, 1980	vs. Quebec	W, 6-2
	Feb. 15, 1982	at Toronto	T, 3-3
	Feb. 20, 1984	vs. Los Angeles	L, 2-3
	Feb. 17, 1992	at Montreal	L, 0-8
	Feb. 21, 1994	at San Jose	W, 6-3
	Feb. 20, 1995	at Calgary	W, 2-1
	Feb. 19, 1996	at Tampa Bay	L, 2-4
	Feb. 17, 1997	at Los Angeles	W, 2-1
	Feb. 15, 1999	vs. Edmonton	W, 4-1
	Feb. 21, 2000	at Nashville	L, 2-5
	Feb. 16, 2004	at Anaheim	L, 1-3
	Feb. 16, 2009	at Columbus	**W, 3-2
	Feb. 15, 2016	at Nashville	*W, 3-2
Record:	7-5-1		Totals: 36-38

Leap Year	Feb. 29, 1984	vs. St. Louis	L, 5-7
	Feb. 29, 1992	vs. Hartford	O, 4-5
	Feb. 29, 2004	vs. Edmonton	*W, 5-4
	Feb. 29, 2012	vs. Pittsburgh	SO, 3-4
	Feb. 29, 2016	vs. Detroit	O, 2-3
Record:	1-1-3		Totals: 19-23

St. Patrick's Day	March 17, 1968	vs. Detroit	W, 5-1
	March 17, 1970	at St. Louis	T, 5-5
	March 17, 1973	at Los Angeles	W, 4-3
	March 17, 1974	at Buffalo	L, 2-5
	March 17, 1976	at NY Rangers	L, 1-3
	March 17, 1978	at Cleveland	T, 4-4
	March 17, 1979	at Toronto	L, 4-6
	March 17, 1982	vs. Winnipeg	L, 2-3
	March 17, 1984	at Detroit	W, 3-3
	March 17, 1986	vs. St. Louis	*W, 6-5
	March 17, 1987	vs. Chicago	T, 3-3
	March 17, 1988	at St. Louis	T, 2-2
	March 17, 1990	at Pittsburgh	W, 6-2
	March 17, 1991	vs. Toronto	W, 4-3
	March 17, 1992	vs. Buffalo	W, 3-1
	March 17, 1996	at Washington	L, 1-2
	March 17, 1998	at Los Angeles	W, 4-3
	March 17, 1999	at Washington	O, 1-2
	March 17, 2003	vs. Vancouver	L, 2-4
	March 17, 2007	at Nashville	L, 2-3
	March 17, 2008	vs. Vancouver	L, 3-4
	March 17, 2009	vs. Vancouver	W, 5-0
	March 17, 2011	vs. Chicago	W, 4-0
	March 17, 2016	vs. Arizona	W, 4-1
	March 17, 2017	at Calgary	L, 1-3
Record:	10-10-5		Totals: 80-75

Easter	March 29, 1970	at Oakland	W, 8-3
	April 2, 1972	at Vancouver	L, 1-4
	March 30, 1975	at Pittsburgh	L, 1-4
	March 26, 1978	at New York	L, 3-6
	April 6, 1980	at Boston	L, 2-4
	April 3, 1988	at Calgary	L, 1-4
	March 31, 1991	at St. Louis	L, 1-2
	April 11, 1993	at St. Louis	L, 1-5
	April 2, 1994	at Washington	W, 6-3
	April 16, 1995	vs. Chicago	W, 2-0
	April 7, 1996	vs. Colorado	L, 1-4
	March 30, 1997	at Vancouver	W, 3-2
	April 12, 1998	vs. St. Louis	W, 4-3
	April 4, 1999	vs. Detroit	L, 0-3
	April 8, 2007	vs. Chicago	W, 3-2
	March 31, 2013	vs. Los Angeles	L, 2-3
Record:	6-10-0		Totals: 39-52

TEAM RECORD BY GAME // DALLAS STARS HOCKEY CLUB

BEST

GAME	POINTS	RECORD	# OF TIMES	LAST
1	2	1-0-0	21	2016-17
2	4	2-0-0	10	2010-11
3	6	3-0-0	6	2010-11
4	8	4-0-0	3	2010-11
5	10	5-0-0	2	2006-07
6	12	6-0-0	1	1996-97
7	12	6-1-0	4	2015-16
8	14	7-1-0	2	2006-07
9	16	8-1-0	1	2006-07
10	16	8-2-0	3	2015-16
		7-1-2	1	1971-72
11	18	9-2-0	3	2015-16
12	20	10-2-0	1	2006-07
13	22	11-2-0	1	2006-07
14	22	11-3-0	3	2015-16
		10-2-2	1	1971-72
15	23	10-2-3	1	1980-81
16	24	12-4-0	2	2015-16
17	26	13-4-0	1	2015-16
18	28	14-4-0	1	2015-16
19	30	15-4-0	1	2015-16
20	32	16-4-0	1	2015-16
21	34	17-4-0	1	2015-16
22	34	17-5-0	1	2015-16
23	36	18-5-0	1	2015-16
24	38	19-5-0	1	2015-16
25	39	18-4-3	1	1971-72
	39	19-5-1	1	2015-16
26	41	20-5-1	1	2015-16
27	42	20-5-2	1	2015-16
28	44	21-5-2	1	2015-16
29	46	22-5-2	1	2015-16
30	46	22-6-2	1	2015-16
31	48	23-6-2	1	2015-16
32	48	21-5-6	1	1998-99
	48	23-7-2	1	2015-16
33	50	22-5-6	1	1998-99
	50	24-7-2	1	2015-16
34	52	23-5-6	1	1998-99
	52	25-7-2	1	2015-16
35	54	24-5-6	1	1998-99
	54	26-7-2	1	2015-16
36	56	25-5-6	1	1998-99
37	57	27-7-3	1	2015-16
38	57	27-8-3	1	2015-16
39	59	28-8-3	1	2015-16
40	60	28-8-4	1	2015-16
41	61	27-7-7	1	1998-99
42	61	27-8-7	1	1998-99
43	62	29-10-4	1	2015-16
44	63	28-9-7	2	1998-99
45	65	29-9-7	1	1998-99
46	67	30-9-7	1	1998-99
47	68	30-9-8	1	1998-99
48	68	30-10-8	1	1998-99
49	70	31-10-8	1	1998-99
50	72	32-10-8	1	1998-99
51	74	33-10-8	1	1998-99
52	76	34-10-8	1	1998-99
53	78	35-10-8	1	1998-99
54	79	35-10-9	1	1998-99
55	81	36-10-9	1	1998-99
56	81	36-11-9	1	1998-99
57	83	37-11-9	1	1998-99

GAME	POINTS	RECORD	# OF TIMES	LAST
58	85	38-11-9	1	1998-99
59	86	38-11-10	1	1998-99
60	88	39-11-10	1	1998-99
61	88	39-12-10	1	1998-99
62	90	40-12-10	1	1998-99
63	92	41-12-10	1	1998-99
64	94	42-12-10	1	1998-99
65	95	42-12-11	1	1998-99
66	96	42-12-12	1	1998-99
67	96	42-13-12	1	1998-99
68	96	42-14-12	1	1998-99
69	98	43-14-12	1	1998-99
70	100	44-14-12	1	1998-99
71	102	45-14-12	1	1998-99
72	102	45-15-12	1	1998-99
73	104	46-15-12	1	1998-99
74	106	47-15-12	1	1998-99
75	106	47-16-12	1	1998-99
76	106	47-17-12	1	1998-99
77	108	48-17-12	1	1998-99
78	110	49-17-12	1	1998-99
79	112	50-17-12	1	1998-99
80	114	51-17-12	1	1998-99
81	114	51-18-12	1	1998-99
82	114	51-19-12	1	1998-99

WORST

GAME	POINTS	RECORD	# OF TIMES	LAST
1	0	0-1-0	16	2017-18
2	0	0-2-0	7	2017-18
3	0	0-3-0	2	1988-89
4	0	0-4-0	2	1988-89
5	0	0-5-0	1	1977-78
6	0	0-6-0	1	1977-78
7	2	1-6-0	2	1977-78
8	2	1-7-0	2	1977-78
9	3	1-7-1	1	1988-89
10	3	1-8-1	1	1988-89
11	5	2-8-1	1	1988-89
12	5	2-9-1	1	1988-89
13	6	2-9-2	1	1988-89
		3-10-0	1	1975-76
14	6	2-10-2	1	1988-89
		3-11-0	1	1975-76
15	6	3-12-0	1	1975-76
16	6	3-13-0	1	1975-76
17	8	4-13-0	1	1975-76
18	8	4-14-0	1	1975-76
19	8	4-15-0	1	1975-76
20	8	4-16-0	1	1975-76
21	10	5-16-0	1	1975-76
22	12	6-16-0	1	1975-76
23	13	4-14-5	1	1990-91
24	14	7-17-0	1	1975-76
25	14	7-18-0	1	1975-76
26	16	5-15-6	1	1990-91
		6-16-4	2	1977-78
		8-18-0	1	1975-76
27	16	6-17-4	2	1977-78
28	16	6-18-4	2	1977-78
29	17	6-18-5	1	1976-77
30	18	7-19-4	1	1977-78
		6-18-5	1	1976-77
31	18	7-20-4	1	1977-78
32	18	7-21-4	1	1977-78
33	20	8-21-4	1	1977-78
		6-19-8	1	1976-77
34	20	6-20-8	1	1976-77
35	22	9-22-4	1	1977-78
		7-20-8	1	1976-77
36	22	9-23-4	1	1977-78
37	22	9-24-4	1	1977-78
38	22	9-25-4	1	1977-78
39	22	9-26-4	1	1977-78
40	23	9-26-5	1	1977-78
41	23	9-27-5	1	1977-78
42	23	9-28-5	1	1977-78
43	23	9-29-5	1	1977-78
44	23	9-30-5	1	1977-78
45	25	10-30-5	1	1977-78
		9-27-7	1	168-69
46	25	10-31-5	1	1977-78
47	27	11-31-5	1	1977-78
48	27	11-32-5	1	1977-78
49	27	11-33-5	1	1977-78
50	27	11-34-5	1	1977-78
51	27	11-35-5	1	1977-78
52	29	12-35-5	1	1977-78
53	30	12-35-6	1	1977-78
54	32	13-35-6	1	1977-78

55	32	13-36-6	1	1977-78
56	32	13-37-6	1	1977-78
57	34	14-37-6	1	1977-78
58	34	14-38-6	1	1977-78
59	34	14-39-6	1	1977-78
60	34	14-40-6	1	1977-78
61	34	14-41-6	1	1977-78
62	34	14-42-6	1	1977-78
63	34	14-43-6	1	1977-78
64	34	14-44-6	1	1977-78
65	35	14-44-7	1	1977-78
66	35	14-45-7	1	1977-78
67	35	14-46-7	1	1977-78
68	36	14-46-8	1	1977-78
69	37	14-46-9	1	1977-78
70	39	15-46-9	1	1977-78
71	39	15-47-9	1	1977-78
72	39	15-48-9	1	1977-78
73	39	15-49-9	1	1977-78
74	41	16-49-9	1	1977-78
75	41	16-50-9	1	1977-78
76	41	16-51-9	1	1977-78
77	43	17-51-9	1	1977-78
78	43	17-52-9	1	1977-78
79	43	17-53-9	1	1977-78
80	45	18-53-9	1	1977-78

SINGLE SEASON

RANK	PLAYER	GP	SEASON
1.	Russ Courtnall	84	1992-93
	Russ Courtnall	84	1993-94
	Gaetan Duchesne	84	1992-93
	Dave Gagner	84	1992-93
	Grant Ledyard	84	1993-94
	Craig Ludwig	84	1993-94
	Mike McPhee	84	1992-93
8.	Ulf Dahlen	83	1992-93
	Derian Hatcher	83	1993-94
10.	Many Tied	82	

RANK	PLAYER	G	SEASON
1.	Brian Bellows	55	1989-90
	Dino Ciccarelli	55	1981-82
3.	Dino Ciccarelli	52	1986-87
4.	Mike Modano	50	1993-94
5.	Bill Goldsworthy	48	1973-74
6.	Dino Ciccarelli	44	1985-86
7.	Bobby Smith	43	1981-82
	Scott Bjuggstad	43	1985-86
9.	Al MacAdam	42	1979-80
	Steve Payne	42	1979-80

RANK	PLAYER	A	SEASON
1.	Neal Broten	76	1985-86
2.	Bobby Smith	71	1981-82
3.	Brad Richards	67	2009-10
4.	Tim Young	66	1976-77
5.	Bobby Smith	64	1980-81
6.	Neal Broten	62	1989-90
	Dennis Hextall	62	1973-74
8.	Neal Broten	61	1983-84
9.	Craig Hartsburg	60	1981-82
	Mike Modano	60	1992-93
	Neal Broten	60	1981-82

RANK	PLAYER	PTS	SEASON
1.	Bobby Smith	114	1981-82
2.	Dino Ciccarelli	106	1981-82
3.	Neal Broten	105	1985-86
4.	Dino Ciccarelli	103	1986-87
5.	Brian Bellows	99	1989-90
6.	Neal Broten	98	1981-82
7.	Tim Young	95	1976-77
8.	Bobby Smith	93	1980-81
	Al MacAdam	93	1979-80
	Mike Modano	93	1992-93
	Mike Modano	93	1993-94

FRANCHISE, ALL-TIME

RANK	PLAYER	GP
1.	Mike Modano	1459
2.	Neal Broten	992
3.	Jere Lehtinen	875
4.	Sergei Zubov	839
5.	Brenden Morrow	835
6.	Derian Hatcher	827
7.	Curt Giles	760
8.	Trevor Daley	756
9.	Brian Bellows	753
10.	Richard Matvichuk	733

RANK	PLAYER	G
1.	Mike Modano	557
2.	Brian Bellows	342
3.	Dino Ciccarelli	332
4.	Neal Broten	274
5.	Bill Goldsworthy	267
6.	Jamie Benn	254
7.	Dave Gagner	247
8.	Brenden Morrow	243
	Jere Lehtinen	243
10.	Steve Payne	228

RANK	PLAYER	A
1.	Mike Modano	802
2.	Neal Broten	593
3.	Sergei Zubov	438
4.	Brian Bellows	380
5.	Bobby Smith	369
6.	Jamie Benn	342
7.	Dino Ciccarelli	319
8.	Tim Young	316
9.	Craig Hartsburg	315
10.	Dave Gagner	287

RANK	PLAYER	PTS
1.	Mike Modano	1359
2.	Neal Broten	867
3.	Brian Bellows	722
4.	Dino Ciccarelli	651
5.	Jamie Benn	596
6.	Bobby Smith	554
7.	Sergei Zubov	549
8.	Dave Gagner	534
9.	Brenden Morrow	528
10.	Jere Lehtinen	514

SINGLE SEASON

RANK	PLAYER	GWG	SEASON
1.	Joe Nieuwendyk	11	1997-98
	Brett Hull	11	1998-99
3.	Bill Guerin	10	2003-04
4.	Brian Bellows	9	1989-90
	Mike Modano	9	1996-97
6.	Brett Hull	8	2000-01
	Mike Modano	8	1999-00
	Joe Nieuwendyk	8	1998-99
	Wayne Connelly	8	1967-68
	Pat Verbeek	8	1997-98
	Mike Modano	8	1991-92
	Bill Goldsworthy	8	1971-72
	Niklas Hagman	8	2007-08
	Tyler Seguin	8	2013-14

RANK	PLAYER	PPG	SEASON
1.	Dino Ciccarelli	22	1986-87
2.	Brian Bellows	21	1989-90
	Brian Bellows	21	1987-88
4.	Dave Gagner	20	1990-91
	Bobby Smith	20	1981-82
	Dino Ciccarelli	20	1981-82
7.	Dino Ciccarelli	19	1985-86
8.	Mike Modano	18	1993-94
9.	Brian Bellows	17	1990-91
	Dave Gagner	17	1991-92
	Dave Gagner	17	1992-93
	Jamie Benn	17	2015-16

RANK	PLAYER	SHG	SEASON
1.	Bill Collins	6	1969-70
2.	Mike Modano	5	1997-98
	Mike Modano	5	1996-97
	Neal Broten	5	1988-89
	Dirk Graham	5	1986-87
	Brian Bellows	5	1983-84
	Mike Eaves	5	1982-83
8.	Al MacAdam	4	1983-84
	Niklas Hagman	4	2007-08
	Mike Keane	4	1999-00
	Mike Modano	4	1998-99
	Kent-Erik Andersson	4	1980-81
	Anders Hakansson	4	1981-82
	Mike Modano	4	1995-96
	Mike Gartner	4	1989-90
	Dirk Graham	4	1985-86
	Jamie Benn	4	2010-11

RANK	PLAYER	PIM	SEASON
1.	Basil McRae	382	1987-88
2.	Basil McRae	365	1988-89
3.	Basil McRae	351	1989-90
4.	Shane Churla	333	1993-94
5.	Willi Plett	316	1983-84
6.	Richard Zemlak	307	1987-88
7.	Shane Churla	292	1989-90
8.	Shane Churla	286	1990-91
	Shane Churla	286	1992-93
10.	Shane Churla	278	1991-92

FRANCHISE, ALL-TIME

RANK	PLAYER	GWG
1.	Mike Modano	92
2.	Brenden Morrow	43
3.	Jamie Benn	41
4.	Brian Bellows	40
5.	Jere Lehtinen	37
6.	Joe Nieuwendyk	35
7.	Bill Goldsworthy	34
8.	Neal Broten	30
9.	Tyler Seguin	29
	Dave Gagner	29

G
W
G

RANK	PLAYER	PPG
1.	Mike Modano	156
2.	Brian Bellows	134
3.	Dino Ciccarelli	130
4.	Dave Gagner	98
5.	Steve Payne	79
	Brenden Morrow	79
7.	Bobby Smith	77
	Jere Lehtinen	77
9.	Jamie Benn	66
	Bill Goldsworthy	66

P
P
G

RANK	PLAYER	SHG
1.	Mike Modano	29
2.	Neal Broten	24
3.	Brian Bellows	13
4.	Jamie Benn	12
5.	Dirk Graham	9
	Al MacAdam	9
	Jere Lehtinen	9
8.	Brenden Morrow	8
9.	Bill Collins	7
	Loui Eriksson	7

S
H
G

RANK	PLAYER	PIM
1.	Shane Churla	1883
2.	Basil McRae	1567
3.	Derian Hatcher	1380
4.	Brenden Morrow	1203
5.	Steve Ott	1170
6.	Willi Plett	1137
7.	Brad Maxwell	1031
8.	Mark Tinordi	1015
9.	Mike Modano	922
10.	Dennis O'Brien	836

P
I
M

TOP-10 RANKINGS // DALLAS STARS HOCKEY CLUB

SINGLE SEASON

RANK	PLAYER	+/-	SEASON
1.	Mike Modano	+43	1996-97
2.	Jere Lehtinen	+39	2002-03
3.	Steve Payne	+37	1979-80
	Darryl Sydor	+37	1996-97
	Derian Hatcher	+37	2002-03
6.	Al MacAdam	+36	1979-80
7.	Mike Modano	+34	2002-03
8.	Grant Ledyard	+31	1996-97
9.	Brenden Morrow	+30	2005-06
10.	Mike Modano	+29	1998-99
	Jere Lehtinen	+29	1998-99
	Dennis Hextall	+29	1972-73

RANK	PLAYER	SHOTS	SEASON
1.	Tyler Seguin	335	2017-18
2.	Bill Goldsworthy	321	1973-74
3.	Mike Modano	320	1995-96
4.	Mike Modano	307	1992-93
5.	Tyler Seguin	301	2016-17
6.	Brian Bellows	300	1989-90
7.	Brian Bellows	296	1990-91
8.	Bill Goldsworthy	295	1970-71
	Bill Goldsworthy	295	1971-72
10.	Russ Courtnall	294	1992-93
	Tyler Seguin	294	2013-14

FRANCHISE, ALL-TIME

RANK	PLAYER	+/-
1.	Jere Lehtinen	+176
2.	Mike Modano	+118
3.	Sergei Zubov	+103
4.	Brenden Morrow	+102
5.	Derian Hatcher	+88
6.	Darryl Sydor	+82
7.	Philippe Boucher	+72
8.	Richard Matvichuk	+45
9.	Jason Arnett	+44
10.	Tom McCarthy	+41

RANK	PLAYER	SHOTS
1.	Mike Modano	4194
2.	Brian Bellows	2417
3.	Bill Goldsworthy	2237
4.	Neal Broten	2180
5.	Jere Lehtinen	2102
6.	Dino Ciccarelli	1956
7.	Jamie Benn	1893
8.	Sergei Zubov	1694
9.	Dave Gagner	1686
10.	Steven Payne	1619

DEFENSEMEN

RANK	PLAYER	GP	SEASON
1.	Grant Ledyard	84	1993-94
	Craig Ludwig	84	1993-94
3.	Derian Hatcher	83	1993-94
4.	Trevor Daley	82	2007-08
	Trevor Daley	82	2010-11
	Alex Goligoski	82	2015-16
	Derian Hatcher	82	2002-03
	John Klingberg	82	2017-18
	Richard Matvichuk	82	2001-02
	Johnny Oduya	82	2015-16
	Stephane Robidas	82	2009-10
	Stephane Robidas	82	2007-08
	Darryl Sydor	82	1996-97
	Sergei Zubov	82	2002-03

RANK	PLAYER	G	SEASON
1.	Philippe Boucher	19	2006-07
2.	Brad Maxwell	19	1983-84
3.	Brad Maxwell	18	1977-78
4.	Craig Hartsburg	17	1981-82
5.	Philippe Boucher	16	2005-06
	Trevor Daley	16	2014-15
7.	Kevin Hatcher	15	1995-96
8.	Mark Timordi	15	1992-93
9.	Craig Hartsburg	14	1979-80
10.	Mike McMahon	14	1967-68

RANK	PLAYER	GP
1.	Sergei Zubov	839
2.	Derian Hatcher	827
3.	Curt Giles	760
4.	Trevor Daley	756
5.	Richard Matvichuk	733
6.	Fred Barrett	730
7.	Darryl Sydor	714
8.	Stephane Robidas	704
9.	Tom Reid	615
10.	Craig Ludwig	584

RANK	PLAYER	G
1.	Sergei Zubov	111
2.	Craig Hartsburg	98
3.	Brad Maxwell	82
4.	Derian Hatcher	71
5.	Darryl Sydor	69
6.	Trevor Daley	67
7.	Philippe Boucher	52
8.	Stephane Robidas	46
9.	John Klingberg	42
10.	Curt Giles	40

SINGLE SEASON

RANK	PLAYER	A	SEASON
1.	Craig Hartsburg	60	1981-82
2.	John Klingberg	59	2017-18
3.	Larry Murphy	58	1989-90
	Sergei Zubov	58	2005-06
5.	Brad Maxwell	54	1983-84
6.	Craig Hartsburg	50	1986-87
	Craig Hartsburg	50	1982-83
8.	John Klingberg	48	2015-16
9.	Craig Hartsburg	47	1985-86
	Sergei Zubov	47	1997-98

RANK	PLAYER	PTS	SEASON
1.	Craig Hartsburg	77	1981-82
2.	Brad Maxwell	73	1983-84
3.	Sergei Zubov	71	2005-06
4.	Larry Murphy	68	1989-90
5.	John Klingberg	67	2017-18
6.	Craig Hartsburg	62	1982-83
7.	Craig Hartsburg	61	1986-87
8.	John Klingberg	58	2015-16
9.	Craig Hartsburg	57	1985-86
	Sergei Zubov	57	1997-98

RANK	PLAYER	PPG	SEASON
1.	Philippe Boucher	12	2004-07
	Brad Maxwell	12	1977-78
3.	Darryl Sydor	9	1998-99
	Sergei Zubov	9	2005-06
	Sergei Zubov	9	2004-07
6.	Philippe Boucher	8	2005-06
	Craig Hartsburg	8	1980-81
	Brad Maxwell	8	1983-84
	Gary Sargent	8	1978-79
	Darryl Sydor	8	2000-01
	Sergei Zubov	8	2001-02
	Sergei Zubov	8	2002-03

RANK	PLAYER	SHG	SEASON
1.	Shawn Chambers	2	1988-89
	Trevor Daley	2	2014-15
	Brenden Dillon	2	2013-14
	Richard Matvichuk	2	1996-97
	Jean Potvin	2	1978-79
6.	Philippe Boucher	1	2002-03
	Philippe Boucher	1	2007-08
	Jason Demers	1	2015-16
	Janne Niinimaa	1	2005-06
	Johnny Oduya	1	2015-16
	Stephane Robidas	1	2005-06
	Sheldon Souray	1	2011-12
	Sergei Zubov	1	2003-04
	Many Others	1	

FRANCHISE, ALL-TIME

RANK	PLAYER	A
1.	Sergei Zubov	438
2.	Craig Hartsburg	315
3.	Darryl Sydor	265
4.	Gordie Roberts	224
5.	Derian Hatcher	223
6.	Brad Maxwell	217
7.	Curt Giles	177
8.	John Klingberg	172
9.	Stephane Robidas	165
10.	Trevor Daley	164

RANK	PLAYER	PTS
1.	Sergei Zubov	549
2.	Craig Hartsburg	413
3.	Darryl Sydor	334
4.	Brad Maxwell	299
5.	Derian Hatcher	294
6.	Gordie Roberts	257
7.	Trevor Daley	231
8.	Curt Giles	217
9.	John Klingberg	214
10.	Stephane Robidas	211

RANK	PLAYER	PPG
1.	Sergei Zubov	60
2.	Craig Hartsburg	40
3.	Darryl Sydor	35
4.	Brad Maxwell	31
5.	Philippe Boucher	23
6.	Stephane Robidas	21
7.	Derian Hatcher	15
	Trevor Daley	15
9.	Gary Sargent	14
	Mark Tinordi	14

RANK	PLAYER	SHG
1.	Shawn Chambers	4
2.	Sergei Zubov	3
3.	Philippe Boucher	2
	Trevor Daley	2
	Brenden Dillon	2
	Craig Hartsburg	2
	Derian Hatcher	2
	Richard Matvichuk	2
	Jean Potvin	2
10.	Many Tied	1

A
S
S
I
S
T
SP
O
I
N
T
SP
P
GS
H
G

TOP-10 RANKINGS - DEFENSEMEN // DALLAS STARS HOCKEY CLUB

SINGLE SEASON

RANK	PLAYER	PIM	SEASON
1.	Mark Tinordi	240	1989-90
2.	Harold Snepsts	232	1984-85
3.	Brad Maxwell	225	1983-84
4.	Dave Richter	221	1984-85
5.	Frantisek Musil	213	1987-88
6.	Derian Hatcher	211	1993-94
7.	Mark Tinordi	189	1990-91
8.	Dennis O'Brien	187	1975-76
9.	Barry Gibbs	182	1969-70
10.	Bob Rouse	179	1986-87
	Mark Tinordi	179	1991-92

RANK	PLAYER	+/-	SEASON
1.	Derian Hatcher	37	2002-03
	Darryl Sydor	37	1996-97
3.	Grant Ledyard	31	1996-97
4.	Philippe Boucher	28	2002-03
	Philippe Boucher	28	2005-06
	Brad Lukowich	28	2000-01
7.	Mark Fistric	27	2009-10
8.	Ted Harris	25	1972-73
	Paul Shmyr	25	1979-80
10.	Richard Matvichuk	23	1998-99

RANK	PLAYER	SHOTS	SEASON
1.	Kevin Hatcher	237	1995-96
2.	Brad Maxwell	228	1983-84
3.	Philippe Boucher	222	2006-07
4.	Brad Maxwell	209	1977-78
5.	Craig Hartsburg	207	1980-81
6.	Craig Hartsburg	204	1981-82
	John Klingberg	204	2017-18
8.	Craig Hartsburg	202	1979-80
9.	Craig Hartsburg	200	1982-83
	Brad Maxwell	200	1978-79

FRANCHISE, ALL-TIME

RANK	PLAYER	PIM
1.	Derian Hatcher	1380
2.	Brad Maxwell	1031
3.	Mark Tinordi	1015
4.	Dennis O'Brien	836
5.	Gordie Roberts	832
6.	Craig Hartsburg	818
7.	Craig Ludwig	741
8.	Bob Rouse	735
9.	Fred Barrett	663
10.	Curt Giles	625

RANK	PLAYER	+/-
1.	Sergei Zubov	103
2.	Derian Hatcher	88
3.	Darryl Sydor	82
4.	Philippe Boucher	72
5.	Richard Matvichuk	45
6.	John Klingberg	39
7.	Alex Goligoski	34
8.	Curt Giles	32
	Grant Ledyard	32
10.	Paul Shmyr	29

RANK	PLAYER	SHOTS
1.	Sergei Zubov	1694
2.	Craig Hartsburg	1492
3.	Darryl Sydor	1232
4.	Derian Hatcher	1207
5.	Brad Maxwell	1176
6.	Stephane Robidas	1028
7.	Trevor Daley	921
8.	Barry Gibbs	791
9.	Richard Matvichuk	790
10.	Tom Reid	783

ROOKIES

GAMES PLAYED

RANK	PLAYER	GP	SEASON
1.	Jamie Benn	82	2009-10
2.	Jussi Jokinen	81	2005-06
3.	Roland Eriksson	80	1976-77
	Doug Hicks	80	1974-75
	Mike Modano	80	1989-90
	Glen Sharpley	80	1976-77
	Bobby Smith	80	1978-79
8.	Craig Hartsburg	79	1979-80
	Valeri Nichushkin	79	2013-14
	Alex Pirus	79	1976-77

GOALS

RANK	PLAYER	G	SEASON
1.	Brian Bellows	35	1982-83
2.	Bobby Smith	30	1978-79
3.	Mike Modano	29	1989-90
4.	Roland Eriksson	25	1976-77
	Glen Sharpley	25	1976-77
6.	James Neal	24	2008-09
7.	Steve Payne	23	1978-79
8.	Jamie Benn	22	2009-10
9.	Per-Olov Brasar	20	1977-78
	Alex Pirus	20	1976-77

ASSISTS

RANK	PLAYER	A	SEASON
1.	Mike Modano	46	1989-90
2.	Roland Eriksson	44	1976-77
	Bobby Smith	44	1978-79
4.	Jussi Jokinen	38	2005-06
5.	Per-Olov Brasar	37	1977-78
6.	Danny O'Shea	34	1968-69
7.	Tim Young	33	1975-76
8.	Glen Sharpley	32	1976-77
9.	Brian Bellows	30	1982-83
	Craig Hartsburg	30	1979-80

GAME-WINNING GOALS

RANK	PLAYER	GWG	SEASON
1.	Glen Sharpley	6	1976-77
2.	Fabian Brunnstrom	5	2008-09
	Tom McCarthy	5	1979-80
4.	Alex Chiasson	4	2013-14
	Neal Broten	4	1981-82
	Brian Lawton	4	1983-84
	Bobby Smith	4	1978-79
8.	Many tied with	3	

SHORTHANDED GOALS

RANK	PLAYER	SHG	SEASON
1.	Anders Hakansson	4	1981-82
2.	Tom Youngmans	3	1976-77
3.	Per-Olov Brasar	2	1977-78
	Wally Schreiber	2	1987-88
5.	Gemet Smith	1	2016-17
	Mattias Janmark	1	2015-16
	Bob Barlow	1	1969-70
	Brian Bellows	1	1982-83
	Tom Hirsch	1	1983-84
	Glen Sharpley	1	1976-77

PENALTY MINUTES

RANK	PLAYER	PIM	SEASON
1.	Dan Mandich	169	1982-83
2.	Frantisek Musil	148	1986-87
3.	Krys Barch	107	2006-07
4.	Brad Maxwell	100	1977-78
	Neil Wilkinson	100	1989-90
6.	Ron Zanussi	89	1977-78
7.	Derian Hatcher	88	1991-92
	Danny O'Shea	88	1968-69
9.	Antoine Roussel	85	2012-13
10.	Craig Hartsburg	81	1979-80
	Brenden Morrow	81	1999-00

POINTS

RANK	PLAYER	PTS	SEASON
1.	Mike Modano	75	1989-90
2.	Bobby Smith	74	1978-79
3.	Roland Eriksson	69	1976-77
4.	Brian Bellows	65	1982-83
5.	Per-Olov Brasar	57	1977-78
	Glen Sharpley	57	1976-77
7.	Jussi Jokinen	55	2005-06
8.	Tim Young	51	1975-76
9.	Danny O'Shea	49	1968-69
10.	Brad Maxwell	47	1977-78

POWER PLAY GOALS

RANK	PLAYER	PPG	SEASON
1.	Brian Bellows	15	1982-83
2.	Brad Maxwell	12	1977-78
	Mike Modano	12	1989-90
4.	Roland Eriksson	10	1976-77
5.	James Neal	9	2008-09
	Bobby Smith	9	1978-79
7.	Dino Ciccarelli	8	1980-81
	Jussi Jokinen	8	2005-06
9.	Per-Olov Brasar	7	1977-78
	Craig Hartsburg	7	1979-80

SHOTS

RANK	PLAYER	SHOTS	SEASON
1.	Roland Eriksson	249	1976-77
2.	Bobby Smith	244	1978-79
3.	Brad Maxwell	209	1977-78
4.	Glen Sharpley	206	1976-77
5.	Craig Hartsburg	202	1979-80
6.	Brian Bellows	184	1982-83
7.	Jamie Benn	182	2009-10
8.	Tommy Sjodin	175	1992-93
9.	Mike Modano	172	1989-90
10.	James Neal	171	2008-09

PLUS/MINUS

RANK	PLAYER	+/-	SEASON
1.	Matt Niskanen	22	2007-08
2.	Valeri Nichushkin	20	2013-14
3.	Mattias Janmark	12	2015-16
4.	Radek Faksa	9	2015-16
5.	Brenden Morrow	8	1999-00
	Jamie Wright	8	1997-98
7.	Derian Hatcher	7	1991-92
8.	Steve Ott	6	2002-03
9.	Remi Elie	5	2016-17
	Remi Elie	5	2017-18
	John Klingberg	5	2014-15
	Jere Lehtinen	5	1995-96
	Gemet Smith	5	2017-18

GOALTENDERS

SINGLE SEASON

G A M E S	RANK	PLAYER	GP	SEASON
	1.	Marty Turco	74	2008-09
	2.	Marty Turco	73	2003-04
	3.	Kari Lehtonen	69	2010-11
	4.	Marty Turco	68	2005-06
	5.	Marty Turco	67	2006-07
	6.	Kari Lehtonen	65	2013-14
		Kari Lehtonen	65	2014-15
	8.	Cesare Maniago	64	1968-69
	9.	Ed Belfour	63	2000-01
	10.	Ed Belfour	62	1999-00
		Marty Turco	62	2007-08

W I N S	RANK	PLAYER	W	SEASON
	1.	Marty Turco	41	2005-06
	2.	Marty Turco	38	2006-07
	3.	Ed Belfour	37	1997-98
		Marty Turco	37	2003-04
	5.	Ed Belfour	35	2000-01
		Ed Belfour	35	1998-99
	7.	Kari Lehtonen	34	2010-11
		Kari Lehtonen	34	2014-15
	9.	Marty Turco	33	2008-09
		Kari Lehtonen	33	2013-14

S A V E S	RANK	PLAYER	SVS	SEASON
	1.	Kari Lehtonen	1,868	2010-11
	2.	Marty Turco	1,790	2008-09
	3.	Kari Lehtonen	1,735	2013-14
	4.	Kari Lehtonen	1,694	2014-15
	5.	Kari Lehtonen	1,603	2011-12
	6.	Jon Casey	1,574	1989-90
	7.	Don Beaupre	1,508	1985-86
	8.	Marty Turco	1,504	2003-04
	9.	Jon Casey	1,490	1992-93
	10.	Marty Turco	1,465	2009-10

S V %	RANK	PLAYER	SV%	SEASON
	1.	Marty Turco	.932	2002-03
	2.	Marty Turco	.925	2000-01
	3.	Kari Lehtonen	.922	2011-12
	4.	Marty Turco	.921	2001-02
	5.	Ed Belfour	.919	1999-00
	6.	Kari Lehtonen	.919	2013-14
	7.	Ben Bishop	.916	2017-18
		Kari Lehtonen	.916	2012-13
	9.	Ed Belfour	.916	1997-98
	10.	Andy Moog	.915	1994-95

FRANCHISE, ALL-TIME

RANK	PLAYER	GP
1.	Marty Turco	509
2.	Kari Lehtonen	445
3.	Cesare Maniago	420
4.	Gilles Meloche	327
5.	Jon Casey	325
6.	Don Beaupre	316
7.	Ed Belfour	307
8.	Andy Moog	175
9.	Pete LoPresti	173
10.	Darcy Wakaluk	153

RANK	PLAYER	W
1.	Marty Turco	262
2.	Kari Lehtonen	216
3.	Ed Belfour	160
4.	Cesare Maniago	145
5.	Gilles Meloche	141
6.	Jon Casey	128
7.	Don Beaupre	126
8.	Andy Moog	75
9.	Darcy Wakaluk	54
10.	Pete LoPresti	43

RANK	PLAYER	SVS
1.	Kari Lehtonen	11,455
2.	Marty Turco	11,420
3.	Jon Casey	8,008
4.	Ed Belfour	6,592
5.	Don Beaupre	5,565
6.	Andy Moog	4,226
7.	Darcy Wakaluk	3,536
8.	Kari Takko	3,205
9.	Gilles Meloche	2,157
10.	Antti Niemi	1,913

RANK	PLAYER	SV%
1.	Ben Bishop	.916
2.	Kari Lehtonen	.912
3.	Marty Turco	.911
4.	Ed Belfour	.910
5.	Andy Moog	.904
6.	Antti Niemi	.900
7.	Darcy Wakaluk	.890
8.	Jon Casey	.890
9.	Don Beaupre	.881
10.	Kari Takko	.880

SINGLE SEASON

RANK	PLAYER	GAA	SEASON
1.	Marty Turco	1.72	2002-03
2.	Ed Belfour	1.88	1997-98
3.	Marty Turco	1.90	2000-01
4.	Marty Turco	1.98	2003-04
5.	Ed Belfour	1.99	1998-99
6.	Roman Turek	2.08	1998-99
7.	Marty Turco	2.09	2001-02
8.	Ed Belfour	2.10	1999-00
9.	Gump Worsley	2.12	1971-72
10.	Andy Moog	2.15	1996-97

RANK	PLAYER	SO	SEASON
1.	Marty Turco	9	2003-04
	Ed Belfour	9	1997-98
3.	Ed Belfour	8	2000-01
4.	Marty Turco	7	2002-03
5.	Marty Turco	6	2006-07
	Cesare Maniago	6	1967-68
7.	Ed Belfour	5	1998-99
	Ben Bishop	5	2017-18
	Cesare Maniago	5	1972-73
	Cesare Maniago	5	1970-71
	Kari Lehtonen	5	2013-14
	Kari Lehtonen	5	2014-15

RANK	PLAYER	MIN	SEASON
1.	Marty Turco	4,359	2003-04
2.	Marty Turco	4,327	2008-09
3.	Kari Lehtonen	4,119	2010-11
4.	Marty Turco	3,910	2005-06
5.	Kari Lehtonen	3,804	2013-14
6.	Marty Turco	3,764	2006-07
7.	Kari Lehtonen	3,698	2014-15
8.	Ed Belfour	3,687	2000-01
9.	Marty Turco	3,629	2007-08
10.	Ed Belfour	3,620	1999-00

RANK	PLAYER	A	SEASON
1.	Kari Lehtonen	6	2010-11
2.	Marty Turco	5	2008-09
	Ed Belfour	5	2001-02
4.	Marty Turco	4	2006-07
	Marty Turco	4	2009-10
	Kari Lehtonen	4	2013-14
7.	Eight tied with	3	

RANK	PLAYER	PIM	SEASON
1.	Don Beaupre	34	1985-86
	Darcy Wakaluk	34	1993-94
3.	Marty Turco	32	2003-04
4.	Jon Casey	28	1992-93
	Andy Moog	28	1995-96
	Marty Turco	28	2005-06
7.	Ed Belfour	26	1998-99
	Jon Casey	26	1991-92
	Gary Edwards	26	1978-79
10.	Gilles Meloche	25	1978-79

FRANCHISE ALL-TIME

RANK	PLAYER	GAA
1.	Ed Belfour	2.19
2.	Marty Turco	2.31
3.	Ben Bishop	2.49
4.	Gump Worsley	2.62
5.	Kari Lehtonen	2.63
6.	Andy Moog	2.75
7.	Antti Niemi	2.92
8.	Cesare Maniago	3.18
9.	Darcy Wakaluk	3.21
10.	Jon Casey	3.28

RANK	PLAYER	SO
1.	Marty Turco	40
2.	Ed Belfour	27
3.	Cesare Maniago	26
4.	Kari Lehtonen	24
5.	Jon Casey	12
6.	Gilles Meloche	9
7.	Darcy Wakaluk	8
	Andy Moog	8
9.	Ben Bishop	5
	Pete LoPresti	5
	Mike Smith	5
	Ron Tugnutt	5

RANK	PLAYER	MIN
1	Marty Turco	29,065
2.	Kari Lehtonen	25,167
3.	Cesare Maniago	24,228
4.	Gilles Meloche	18,889
5.	Jon Casey	18,089
6.	Ed Belfour	17,891
7.	Don Beaupre	17,833
8.	Andy Moog	9,857
9.	Pete LoPresti	9,753
10.	Darcy Wakaluk	8,130

RANK	PLAYER	A
1.	Kari Lehtonen	23
2.	Marty Turco	22
3.	Jon Casey	11
4.	Ed Belfour	9
5.	Gilles Meloche	5
	Darcy Wakaluk	5
7.	Don Beaupre	3
	Pete LoPresti	3
	Andy Moog	3

RANK	PLAYER	PIM
1.	Marty Turco	160
2.	Don Beaupre	128
3.	Jon Casey	112
4.	Darcy Wakaluk	84
5.	Ed Belfour	70
	Andy Moog	70
7.	Cesare Maniago	47
8.	Gilles Meloche	41
9.	Gump Worsley	34
10.	Kari Takko	30

GAA

SHUTOUTS

MINUTES

ASSISTS

PIM

DALLAS STARS HOCKEY CLUB

SEASONAL ATTENDANCE FIGURES // DALLAS STARS HOCKEY CLUB

SEASON	TOTAL	AVERAGE	PLAYOFF TOTAL	PLAYOFF AVERAGE
1967-68	438,891	11,861	48,896	9,779
1968-69	490,940	12,919	---	---
1969-70	544,061	14,317	44,329	14,776
1970-71	565,616	14,503	91,385	15,231
1971-72	597,461	15,319	62,497	15,624
1972-73	595,290	15,264	46,760	15,587
1973-74	589,752	15,251	---	---
1974-75	543,460	13,587	---	---
1975-76	386,229	9,655	---	---
1976-77	363,325	9,083	15,503	15,503
1977-78	346,631	8,666	---	---
1978-79	428,899	10,722	---	---
1979-80	523,773	13,094	105,194	15,028
1980-81	567,199	14,180	126,272	15,784
1981-82	608,797	15,220	31,243	15,621
1982-83	579,403	14,485	61,617	15,404
1983-84	574,206	14,355	136,886	15,210
1984-85	539,218	13,480	57,884	14,471
1985-86	528,622	13,215	42,380	14,127
1986-87	540,460	13,512	---	---
1987-88	457,617	11,440	---	---
1988-89	391,787	9,795	19,286	9,643
1989-90	454,147	11,354	43,271	14,427
1990-91	313,522	7,838	164,097	14,918
1991-92	538,860	13,447	41,739	13,913
1992-93	556,397	13,910	---	---
1993-94	660,909	16,119	67,656	16,914
1994-95	401,499	16,729	32,218	16,109
1995-96	638,456	15,572	---	---
1996-97	655,878	15,997	67,190	16,798
1997-98	675,053	16,465	152,352	16,928
1998-99	693,225	16,908	204,012	17,001
1999-00	697,041	17,001	221,013	17,001
2000-01	697,041	17,001	85,005	17,001
2001-02	759,812	18,532	---	---
2002-03	759,812	18,532	111,192	18,532
2003-04	752,556	18,355	37,064	18,532
2004-05	---	---	---	---
2005-06	730,979	17,829	55,596	18,532
2006-07	734,508	17,915	55,664	18,555
2007-08	739,585	18,039	166,892	18,543
2008-09	723,322	17,642	---	---
2009-10	705,817	17,215	---	---
2010-11	617,997	15,073	---	---
2011-12	590,309	14,398	---	---
2012-13	409,521	17,064	---	---
2013-14	601,008	14,658	57,405	19,135
2014-15	711,358	17,350	---	---
2015-16	755,175	18,419	131,116	18,731
2016-17	742,163	18,101	---	---
2017-18	742,511	18,110	---	---
TOTAL	28, 517, 587	14,770	2,583,614	16,148

1967-1993: Met Center (Bloomington, Minnesota) - 15,000 Capacity

1993-2001: Reunion Arena (Dallas, Texas) - 17,001 Capacity

2001-Present: American Airlines Center (Dallas, Texas) - 18,532 Capacity

DALLAS STARS HOCKEY CLUB // TOP-50 FRANCHISE POINTS LEADERS

RANK	PLAYER	GP	G	A	PTS	FROM	TO
1	Mike Modano	1,459	557	802	1,359	1989-1990	2009-2010
2	Neal Broten	992	274	593	867	1980-1981	1996-1997
3	Brian Bellows	753	342	380	722	1982-1983	1991-1992
4	Dino Ciccarelli	602	332	319	651	1980-1981	1988-1989
5	Jamie Benn	667	254	342	596	2009-2010	Present
6	Bobby Smith	572	185	369	554	1978-1979	1992-1993
7	Sergei Zubov	839	111	438	549	1996-1997	2008-2009
8	Dave Gagner	609	247	287	534	1987-1988	1995-1996
9	Brenden Morrow	835	243	285	528	1999-2000	2012-2013
10	Jere Lehtinen	875	243	271	514	1995-1996	2009-2010
11	Bill Goldsworthy	670	267	239	506	1967-1968	1976-1977
12	Timothy Young	564	178	316	494	1975-1976	1982-1983
13	Steven Payne	613	228	238	466	1978-1979	1987-1988
14	Craig Hartsburg	570	98	315	413	1979-1980	1988-1989
15	Mike Ribeiro	461	123	284	407	2006-2007	2011-2012
16	J.P. Parise	588	154	242	396	1967-1968	1978-1979
17	Tyler Seguin	387	173	211	384	2013-2014	Present
18	Loui Eriksson	501	150	207	357	2006-2007	2012-2013
19	Daniel Grant	463	176	177	353	1968-1969	1973-1974
20	Joe Nieuwendyk	442	178	162	340	1995-1996	2001-2002
21	Reginald MacAdam	459	138	202	340	1978-1979	1983-1984
22	Darryl Sydor	714	69	265	334	1995-1996	2008-2009
23	Thomas McCarthy	385	146	187	333	1979-1980	1985-1986
24	Dennis Hextall	328	84	216	300	1971-1972	1975-1976
25	Brad Maxwell	471	82	217	299	1977-1978	1986-1987
26	Derian Hatcher	827	71	223	294	1991-1992	2002-2003
27	Ulf Dahlen	369	130	149	279	1989-1990	2002-2003
28	Jude Drouin	319	79	183	262	1970-1971	1974-1975
29	Gordon Roberts	555	33	224	257	1980-1981	1987-1988
30	Jamie Langenbrunner	471	95	158	253	1994-1995	2010-2011
31	Glen Sharpley	318	98	138	236	1976-1977	1980-1981
32	Dennis Maruk	309	80	156	236	1978-1979	1988-1989
33	Keith Acton	343	87	148	235	1983-1984	1987-1988
34	Trevor Daley	756	67	164	231	2003-2004	2014-2015
35	Brad Richards	220	70	157	227	2007-2008	2010-2011
36	Lou Nanne	635	68	157	225	1967-1968	1977-1978
37	Steve Ott	566	85	135	220	2002-2003	2011-2012
38	Curt Giles	760	40	177	217	1979-1980	1990-1991
39	John Klingberg	303	42	172	214	2014-2015	Present
40	Stephane Robidas	704	46	165	211	2002-2003	2013-2014
41	Jason Spezza	303	73	128	201	2014-2015	Present
42	Murray Oliver	371	83	118	201	1970-1971	1974-1975
43	Brett Hull	218	95	101	196	1998-1999	2000-2001
44	Alex Goligoski	385	32	155	187	2010-2011	2015-2016
45	Jason Arnett	236	79	105	184	2001-2002	2005-2006
46	Russ Courtnall	200	66	110	176	1992-1993	1994-1995
47	Richard Matvichuk	733	38	129	167	1992-1993	2003-2004
48	Pat Verbeek	305	72	92	164	1996-1997	2001-2002
49	Ray Cullen	208	71	91	162	1967-1968	1969-1970
50	Brian Lawton	303	71	91	162	1983-1984	1987-1988

ALL-TIME COACHING RECORDS // DALLAS STARS HOCKEY CLUB

REGULAR SEASON

STANLEY CUP PLAYOFFS

COACH	GMS	W	L	T	OTL	PTS	PCT	GMS	W	L	PCT	YEARS
1. Ken Hitchcock	585	319	186	60	20	718	.614	80	47	33	.588	1996-2002
2. Dave Tippett	492	271	156	28	37	607	.617	47	21	26	.447	2002-09
3. Glen Sonmor	421	177	161	83	--	437	.519	47	26	21	.553	1978-87
4. Bob Gainey	415	165	190	60	--	390	.470	44	23	21	.523	1990-96
5. Lindy Ruff	328	165	122	--	41	371	.566	19	9	10	.474	2013-2017
6. Jack Gordon	289	116	123	50	--	282	.488	25	11	14	.440	1970-75
7. Marc Crawford	164	79	60	--	25	183	.558	--	--	--	--	2009-10
8. Lorne Henning	158	68	72	18	--	154	.487	5	2	3	.400	1985-87
9. Glen Gulutzan	130	64	57	--	9	137	.527	--	--	--	--	2011-13
10. Pierre Page	160	63	77	20	--	146	.456	12	4	8	.333	1988-90
11. Wren Blair	147	48	65	34	--	130	.442	14	7	7	.500	1967-70
12. Ted Harris	179	48	104	27	--	123	.344	2	0	2	.000	1975-78
13. Bill Mahoney	93	42	39	12	--	96	.516	16	7	9	.438	1983-84
14. Charlie Burns	86	22	50	14	--	58	.337	6	2	4	.333	1969-70, 74-75
15. Parker MacDonald	61	20	30	11	--	51	.418	--	--	--	--	1973-74
16. Herb Brooks	80	19	48	13	--	51	.319	--	--	--	--	1987-88
17. Murray Oliver	37	18	12	7	--	43	.581	9	4	5	.444	1982-83
18. Rick Wilson	32	13	11	7	1	34	.531	--	--	--	--	2002-02
19. Lou Nanne	29	7	18	4	--	18	.310	--	--	--	--	1978-78
20. John Muckler	35	6	23	6	--	18	.257	--	--	--	--	1968-69
21. Andre Beaulieu	32	6	23	3	--	15	.234	--	--	--	--	1977-78
22. Harry Howell	11	3	6	2	--	8	.364	--	--	--	--	1978-79



DALLAS STARS HOCKEY CLUB // COACHING RECORDS BY SEASON

SEASON	GMS	W	L	T/OTL	PTS	PCT	*FINISH	COACHES
1967-68	74	27	32	15	69	.466	4TH	W. BLAIR (27-32-15)
1968-69	76	18	43	15	51	.336	6TH	W. BLAIR (12-20-9), J. MUCKLER (6-23-6)
1969-70	76	19	35	22	60	.395	3RD	W. BLAIR (9-13-10), C. BURNS (10-22-12)
1970-71	78	28	34	16	72	.462	4TH	J. GORDON (28-34-16)
1971-72	78	37	29	12	86	.551	2ND	J. GORDON (37-29-12)
1972-73	78	37	30	11	85	.545	3RD	J. GORDON (37-30-11)
1973-74	78	23	38	17	63	.404	7TH	J. GORDON (3-8-6), P. MACDONALD (20-30-11)
1974-75	80	23	50	7	53	.331	4TH	J. GORDON (11-22-5), C. BURNS (12-28-2)
1975-76	80	20	53	7	47	.294	4TH	T. HARRIS (20-53-7)
1976-77	80	23	39	18	64	.400	2ND	T. HARRIS (23-39-18)
1977-78	80	18	53	9	45	.281	5TH	T. HARRIS (5-12-2), A. BEAULIEU (6-23-3), L. NANNE (7-18-4)
1978-79	80	28	40	12	68	.425	4TH	H. HOWELL (3-6-2), G. SONMOR (25-34-10)
1979-80	80	36	28	16	88	.550	3RD	G. SONMOR (36-28-16)
1980-81	80	35	28	17	87	.544	3RD	G. SONMOR (35-28-17)
1981-82	80	37	23	20	94	.588	1ST	G. SONMOR (37-23-20)
1982-83	80	40	24	16	96	.600	2ND	G. SONMOR (22-12-9), M. OLIVER (18-12-7)
1983-84	80	39	31	10	88	.550	1ST	B. MAHONEY (39-31-10)
1984-85	80	25	43	12	62	.388	4TH	B. MAHONEY (3-8-2), G. SONMOR (22-35-10)
1985-86	80	38	33	9	85	.531	2ND	L. HENNING (38-33-9)
1986-87	80	30	40	10	70	.438	5TH	L. HENNING (30-39-9), G. SONMOR (0-1-1)
1987-88	80	19	48	13	51	.319	5TH	H. BROOKS (19-48-13)
1988-89	80	27	37	16	70	.438	3RD	P. PAGE (27-37-16)
1989-90	80	36	40	4	76	.475	4TH	P. PAGE (36-40-4)
1990-91	80	27	39	14	68	.425	4TH	B. GAINEY (27-39-14)
1991-92	80	32	42	6	70	.438	4TH	B. GAINEY (32-42-6)
1992-93	84	36	38	10	82	.488	5TH	B. GAINEY (36-38-10)
1993-94	84	42	29	13	97	.577	3RD	B. GAINEY (42-29-13)
1994-95	48	17	23	8	42	.438	5TH	B. GAINEY (17-23-8)
1995-96	82	26	42	14	66	.402	6TH	B. GAINEY (11-19-9), K. HITCHCOCK (15-23-5)
1996-97	82	48	26	8	104	.634	1ST	K. HITCHCOCK (48-26-8)
1997-98	82	49	22	11	109	.665	1ST	K. HITCHCOCK (49-22-11)
1998-99	82	51	19	12	114	.695	1ST	K. HITCHCOCK (51-19-12)
1999-00	82	43	23	16	102	.622	1ST	K. HITCHCOCK (43-23-10-6)
2000-01	82	48	24	10	106	.646	1ST	K. HITCHCOCK (48-24-8-2)
2001-02	82	36	28	18	90	.549	4TH	K. HITCHCOCK (23-17-6-4), R. WILSON (13-11-7-1)
2002-03	82	46	17	19	111	.677	1ST	D. TIPPETT (46-17-15-4)
2003-04	82	41	26	15	97	.591	2ND	D. TIPPETT (41-26-13-2)
2005-06	82	53	23	6	112	.683	1ST	D. TIPPETT (53-23-6)
2006-07	82	50	25	7	107	.652	3RD	D. TIPPETT (50-25-7)
2007-08	82	45	30	7	97	.591	3RD	D. TIPPETT (45-30-7)
2008-09	82	36	35	11	83	.506	3RD	D. TIPPETT (36-35-11)
2009-10	82	37	31	14	88	.537	5TH	M. CRAWFORD (37-31-14)
2010-11	82	42	29	11	95	.579	5TH	M. CRAWFORD (42-29-11)
2011-12	82	42	35	5	89	.543	4TH	G. GULUTZAN (42-35-5)
2012-13	48	22	22	4	48	.500	5TH	G. GULUTZAN (22-22-4)
2013-14	82	40	31	11	91	.555	5TH	L. RUFF (40-31-11)
2014-15	82	41	31	10	92	.561	6TH	L. RUFF (42-31-10)
2015-16	82	50	23	9	109	.665	1ST	L. RUFF (50-23-9)
2016-17	82	34	37	11	79	.482	6TH	L. RUFF (34-37-11)
2017-18	82	42	32	8	92	.561	6TH	K. HITCHCOCK (42-32-8)
MIN TOTAL	2,062	758	970	334	1,850	.449	* Indicates where club finished within division	
DAL TOTAL	1,902	981	663	258	2,200	.578		
TOTAL	3,964	1,739	1,633	592	4,070	.513		

HOME/ROAD FINAL SEASONAL RECORDS // DALLAS STARS HOCKEY CLUB

HOME								ROAD							
SEASON	GP	W	L	OTL/T	GF	GA	PTS	GP	W	L	OTL/T	GF	GA	PTS	
1967-68	37	17	12	8	103	88	42	37	10	20	7	88	138	27	
1968-69	38	11	21	6	98	115	28	38	7	22	9	91	155	23	
1969-70	38	11	16	11	120	131	33	38	8	19	11	104	126	27	
1970-71	39	16	15	8	104	107	40	39	12	19	8	87	116	32	
1971-72	39	22	11	6	120	83	50	39	15	18	6	92	108	36	
1972-73	39	26	8	5	154	95	57	39	11	22	6	100	135	28	
1973-74	39	18	15	6	144	123	42	39	5	23	11	91	152	21	
1974-75	40	17	20	3	133	161	37	40	6	30	4	88	180	16	
1975-76	40	15	22	3	121	151	33	40	5	31	4	76	152	14	
1976-77	40	17	14	9	134	140	43	40	6	25	9	106	170	21	
1977-78	40	12	24	4	123	151	28	40	6	29	5	95	174	17	
1978-79	40	19	15	6	143	116	44	40	9	25	6	114	173	24	
1979-80	40	25	8	7	180	102	57	40	11	20	9	131	151	31	
1980-81	40	23	10	7	166	120	53	40	12	18	10	125	143	34	
1981-82	40	21	7	12	202	142	54	40	16	16	8	144	146	40	
1982-83	40	23	6	11	170	128	57	40	17	18	5	151	162	39	
1983-84	40	22	14	4	179	160	48	40	17	17	6	166	184	40	
1984-85	40	14	19	7	147	153	35	40	11	24	5	121	168	27	
1985-86	40	21	15	4	161	137	46	40	17	18	5	166	168	39	
1986-87	40	17	20	3	150	143	37	40	13	20	7	146	171	33	
1987-88	40	10	24	6	125	161	26	40	9	24	7	117	188	25	
1988-89	40	17	15	8	141	135	42	40	10	22	8	117	143	28	
1989-90	40	26	12	2	160	127	54	40	10	28	2	124	164	22	
1990-91	40	19	15	6	149	120	44	40	8	24	8	107	146	24	
1991-92	40	20	16	4	135	116	44	40	12	26	2	111	162	26	
1992-93	42	18	17	7	141	140	43	42	18	21	3	131	153	39	
1993-94	42	23	12	7	148	119	53	42	19	17	6	138	146	44	
1994-95	24	9	10	5	77	72	23	24	8	13	3	59	63	19	
1995-96	41	14	18	9	116	132	37	41	12	24	5	111	148	29	
1996-97	41	25	13	3	137	103	53	41	23	13	5	115	95	51	
1997-98	41	26	8	7	123	73	59	41	23	14	4	119	94	50	
1998-99	41	29	8	4	134	86	62	41	22	11	8	102	82	52	
1999-00	41	21	11	9	106	91	51	41	22	12	7	105	93	51	
2000-01	41	26	10	5	132	85	57	41	22	14	5	109	102	49	
2001-02	41	18	13	10	104	105	46	41	18	15	8	111	108	44	
2002-03	41	28	5	8	131	75	64	41	18	12	11	114	94	47	
2003-04	41	26	7	8	118	77	60	41	15	19	7	76	98	37	
2004-05	-	-	-	-	-	-	-	-	-	-	-	-	-	-	
2005-06	41	28	11	2	134	108	58	41	25	12	4	131	110	54	
2006-07	41	28	11	2	119	99	58	41	22	14	5	107	98	49	
2007-08	41	23	16	2	124	96	48	41	22	14	5	118	111	49	
2008-09	41	20	16	5	118	119	45	41	16	19	6	106	132	38	
2009-10	41	23	11	7	126	113	53	41	14	20	7	104	131	35	
2010-11	41	22	11	8	117	101	52	41	20	18	3	110	132	43	
2011-12	41	22	16	3	112	113	47	41	20	19	2	99	109	42	
2012-13	24	11	11	2	65	68	24	24	11	11	2	65	74	24	
2013-14	41	23	11	7	128	101	53	41	17	20	4	107	127	38	
2014-15	41	17	16	8	128	132	42	41	24	15	2	133	128	50	
2015-16	41	28	11	2	136	107	58	41	22	12	7	129	121	51	
2016-17	41	22	13	6	130	118	50	41	12	24	5	93	144	29	
2017-18	41	26	12	3	125	99	55	41	16	20	5	106	123	37	
MIN	1031	477	391	163	3703	3345	1117	1031	281	579	171	2989	4028	733	
DAL	951	538	281	132	2888	2392	1208	951	443	382	126	2567	2663	1012	
TOTAL	1982	1015	672	295	6591	5737	2325	1982	724	961	297	5556	6691	1774	

POWER PLAY

PENALTY KILL

SEASON	GP	ADV	PPGF	%	RANK	SHGA	GP	TS	PPGA	%	RANK	SHGF
1967-68	74	261	55	21.1	2nd/12	8	74	216	29	86.5	2nd/12	1
1968-69	76	246	47	19.1	4th/12	8	76	249	41	83.5	6th/12	3
1969-70	76	274	57	20.8	4th/12	7	76	284	65	77.2	11th/12	10
1970-71	78	259	38	14.7	13th/14	4	78	268	55	79.5	10th/14	6
1971-72	78	262	53	20.2	5th/14	6	78	277	49	82.3	7th/14	4
1972-73	78	237	37	15.6	13th/16	7	78	265	59	77.7	13th/16	1
1973-74	78	207	37	17.9	10th/16	5	78	254	51	79.9	10th/16	5
1974-75	80	293	45	15.4	16th/18	10	80	303	81	73.3	17th/18	3
1975-76	80	331	48	14.5	16th/18	16	80	309	82	73.5	17th/18	2
1976-77	80	339	59	17.4	15th/18	11	80	211	57	73	18th/18	9
1977-78	80	328	49	14.9	17th/18	10	80	218	61	72	16th/18	3
1978-79	80	289	63	21.8	11th/17	9	80	232	48	79.3	5th/17	4
1979-80	80	316	75	23.7	9th/21	7	80	240	43	82.1	5th/21	4
1980-81	80	408	88	21.6	14th/21	13	80	304	64	78.9	7th/21	7
1981-82	80	362	89	24.6	6th/21	9	80	271	49	81.9	1st/21	11
1982-83	80	345	91	26.4	4th/21	20	80	347	67	80.7	7th/21	17
1983-84	80	340	91	26.8	1st/21	8	80	407	89	78.1	10th/21	18
1984-85	80	335	71	21.2	16th/21	14	80	358	88	75.4	17th/21	4
1985-86	80	370	88	23.8	6th/21	12	80	387	80	79.3	7th/21	11
1986-87	80	355	83	23.4	5th/21	18	80	376	92	75.5	19th/21	9
1987-88	80	450	81	18	15th/21	10	80	436	108	75.2	21st/21	10
1988-89	80	392	78	19.9	15th/21	9	80	441	82	81.4	8th/21	17
1989-90	80	386	81	21	11th/21	16	80	397	74	81.4	5th/21	14
1990-91	80	382	76	19.9	T-9th/21	7	80	378	75	80.2	12th/21	9
1991-92	80	446	76	17	21st/22	22	80	417	77	81.5	8th/22	7
1992-93	84	445	85	19.1	13th/24	17	84	455	81	82.2	9th/24	9
1993-94	84	440	81	18.4	15th/26	16	84	428	68	84.1	4th/26	8
1994-95	48	248	39	15.7	19th/26	7	48	218	34	84.4	8th/26	4
1995-96	82	443	67	15.1	23rd/26	20	82	418	82	80.4	21st/26	8
1996-97	82	314	46	14.6	T18th/26	9	82	308	51	83.4	T-14th/26	11
1997-98	82	385	77	20	1st/26	9	82	351	42	88	2nd/26	11
1998-99	82	393	74	18.8	6th/27	4	82	319	43	86.5	6th/27	6
1999-00	82	343	53	15.7	19th/28	9	82	307	33	*89.3	1st/28	9
2000-01	82	367	72	19.6	6th/30	7	82	355	49	86.2	4th/30	7
2001-02	82	350	60	17.1	8th/30	8	82	319	59	81.5	T26th/30	7
2002-03	82	327	62	19	5th/30	6	82	346	50	85.5	5th/30	9
2003-04	82	328	52	15.9	18th/30	11	82	311	44	85.9	4th/30	5
2004-05	-	-	-	-	-	-	-	-	-	-	-	-
2005-06	82	498	88	17.7	T-19th/30	7	82	504	82	83.7	T-10th/30	10
2006-07	82	427	79	18.5	T-7th/30	6	82	377	59	84.4	11th/30	3
2007-08	82	354	64	18.1	13th/30	8	82	352	51	85.5	2nd/30	13
2008-09	82	351	54	15.4	27th/30	4	82	327	70	78.6	24th/30	2
2009-10	82	328	61	18.6	12th/30	8	82	288	65	77.4	27th/30	9
2010-11	82	306	55	18	14th/30	15	82	277	55	80.1	23th/30	10
2011-12	82	244	33	13.5	30th/30	3	82	303	52	82.8	13th/30	5
2012-13	48	171	29	17	18th/30	3	48	179	34	81	17th/30	2
2013-14	82	290	46	15.9	23rd/30	5	82	263	49	81.4	21st/30	8
2014-15	82	290	55	19	12th/30	7	82	254	49	80.7	19th/30	9
2015-16	82	262	58	22.1	5th/30	15	82	248	44	82.3	10th/30	10
2016-17	82	257	46	17.9	20th/30	11	82	249	65	73.9	30th/30	5
2017-18	81	244	47	19.3	19th/31	10	82	281	54	80.8	14th/30	7

SEASONAL STREAKS // DALLAS STARS HOCKEY CLUB

SEASON	TOTAL				HOME				ROAD			
	W	P	L	WL	W	P	L	WL	W	P	L	WL
1967-68	4	5	5	8	5	5	3	5	5	6	5	9
1968-69	3	6	8	14	4	4	5	10	1	2	5	8
1969-70	4	6	9	*20[&13]	3	4	*6	*12	3	5	7	17
1970-71	3	4	4	7	3	4	3	5	3	4	3	7
1971-72	6	9	4	6	5	5	2	3	4	6	4	6
1972-73	6	7	4	6	*11	13	3	3	3	4	7	7
1973-74	2	4	5	11	6	8	3	5	1	4	4	9
1974-75	2	5	8	11	7	8	5	5	1	2	7	*23
1975-76	3	4	*10	11	7	7	5	8	1	2	*8	17
1976-77	3	4	5	11	3	5	2	6	1	2	4	13
1977-78	2	3	7	12	3	3	5	10	2	2	6	14
1978-79	4	6	8	8	3	5	5	5	2	3	5	8
1979-80	*7	7	4	8	7	13	2	4	3	4	6	8
1980-81	5	8	5	8	5	10	2	5	2	5	5	7
1981-82	5	12	3	5	4	9	1	4	4	4	4	9
1982-83	5	10	3	5	5	11	2	5	5	5	4	5
1983-84	5	8	4	5	5	7	4	6	3	6	4	5
1984-85	3	4	5	8	2	4	4	5	1	2	5	6
1985-86	5	5	4	6	4	4	2	3	3	3	4	5
1986-87	6	6	5	6	3	4	4	7	3	4	4	4
1987-88	3	4	7	8	2	2	4	5	3	4	*8	9
1988-89	5	6	4	5	3	5	4	4	3	3	4	8
1989-90	4	6	7	8	8	8	3	5	4	4	7	9
1990-91	4	6	4	7	6	13	4	7	2	3	5	8
1991-92	3	3	5	5	4	4	2	4	3	3	6	6
1992-93	5	7	5	9	3	6	4	4	7	7	5	5
1993-94	4	4	3	6	4	11	3	4	7	8	3	5
1994-95	5	5	4	7	3	7	4	6	2	3	4	4
1995-96	3	7	6	7	3	5	4	10	4	4	6	10
1996-97	*7	11	3	4	5	11	2	3	4	7	3	3
1997-98	*7	10	3	5	7	8	2	3	3	6	3	3
1998-99	6	*15	2	4	5	7	2	2	7	*10	3	4
1999-00	4	6	3	5	4	4	4	4	4	7	3	3
2000-01	5	13	3	3	4	8	2	2	6	6	3	4
2001-02	4	6	3	4	3	5	4	6	7	8	3	9
2002-03	4	12	3	5	6	9	2	2	3	*10	3	5
2003-04	5	9	5	7	5	*17	1	3	3	6	5	6
2004-05	-	-	-	-	-	-	-	-	-	-	-	-
2005-06	6	9	3	3	8	8	3	3	5	6	3	3
2006-07	5	7	4	4	6	6	3	3	4	6	4	4
2007-08	*7	8	4	5	5	5	4	4	5	5	3	3
2008-09	5	5	5	7	5	8	*6	6	3	4	4	5
2009-10	2	5	3	3	5	7	2	4	2	7	7	10
2010-11	6	8	5	6	5	13	3	5	*8	8	7	7
2011-12	6	11	5	5	4	5	2	3	6	7	4	4
2012-13	5	5	3	5	3	3	2	3	3	4	3	4
2013-14	3	7	6	6	4	8	3	4	6	6	4	5
2014-15	4	5	4	7	3	4	5	7	4	6	4	4
2015-16	5	7	2	4	6	6	3	4	6	9	3	8
2016-17	3	5	4	4	3	4	2	3	2	3	6	6
2017-18	5	5	8	8	5	5	2	3	3	6	3	8

W-Win: 2 points earned in the standings (earned in regulation, OT, SO, not Ties)

P=Points: 1 or 2 points earned in the standings (includes all types of wins, ties, OT or SO losses, but not regulation losses)

L=Lossing: 0 points earned in the standings (includes losses in regulation, not OT/SO losses or ties)

WL= Winless: 0 or 1 point earned in standings (includes regulation losses, OT/SO Losses, ties, not OT/SO Wins or wins in regulation)

LONGEST GOAL SCORING STREAKS

PLAYER	GAMES	DATES	GOALS IN STREAK
Brian Bellows	10 games	Mar. 12 – 31, 1990	12 goals
Bill Goldsworthy	7 games	Feb. 6 – 17, 1971	9 goals
Neal Broten	7 games	Jan. 23 – Feb. 4, 1982	7 goals
Dave Gagner	7 games	Dec. 26 – Jan. 7, 1993	7 goals
Bill Goldsworthy	6 games	Jan. 21 – 31, 1971	6 goals
Danny Grant	6 games	Nov. 3 – 17, 1973	9 goals
Tim Young	6 games	Mar. 19 – 30, 1980	6 goals
Dirk Graham	6 games	Mar. 16 – 26, 1985	6 goals
Mike Modano	6 games	Feb. 29 – Mar. 10, 1992	7 goals
Mike Modano	6 games	Jan. 21 – 31, 1997	7 goals
Mike Modano	6 games	Dec. 2 – 15, 2001	7 goals
Mike Modano	6 games	Jan. 2 – 13, 2002	9 goals
Jere Lehtinen	6 games	Dec. 7 – 19, 2005	7 goals
Jamie Benn	6 games	Mar. 1 – 11, 2011	6 goals
Jason Spezza	6 games	Mar. 1 – 12, 2016	7 goals

DALLAS STARS HOCKEY CLUB // SEASONAL LEADERS BY CATEGORY

SEASON	GOALS	ASSISTS	POINTS	PENALTY MINUTES
1967-68	35 Connelly	35 Boudrias	56 Connelly	90 Balon
1968-69	34 Grant	38 Cullen	65 Grant	151 Goldsworthy
1969-70	36 Goldsworthy	52 Williams	72 Parise	182 Gibbs
1970-71	34 Goldsworthy, Grant	52 Drouin	66 Drouin	132 Gibbs
1971-72	34 Goldsworthy	43 Drouin	62 Goldsworthy	128 Gibbs
1972-73	32 Grant	52 Hextall	82 Hextall	140 Hextall
1973-74	48 Goldsworthy	82 Hextall	82 Hextall	166 O'Brien
1974-75	37 Goldsworthy	57 Hextall	74 Hextall	147 Hextall
1975-76	24 Goldsworthy	35 Hextall	51 Young	187 O'Brien
1976-77	30 Hicke	66 Young	96 Young	116 O'Brien
1977-78	23 Young	39 Eriksson	60 Eriksson	105 Engle
1978-79	30 B. Smith	44 B. Smith	74 B. Smith	147 G. Smith
1979-80	42 MacAdam, Payne	56 B. Smith	93 MacAdam	126 Maxwell
1980-81	30 Payne	64 B. Smith	93 B. Smith	128 G. Smith
1981-82	55 Ciccarelli	71 B. Smith	114 B. Smith	138 Ciccarelli
1982-83	37 Ciccarelli	53 B. Smith	77 B. Smith, N. Broten	170 Plett
1983-84	41 Bellows	61 N. Broten	89 N. Broten	316 Plett
1984-85	29 Payne	41 Maruk	62 Bellows	232 Snepsts
1985-86	44 Ciccarelli	76 N. Broten	105 N. Broten	231 Plett
1986-87	52 Ciccarelli	51 Ciccarelli	103 Ciccarelli	161 Plett
1987-88	41 Ciccarelli	45 Ciccarelli	86 Ciccarelli	382 McRae
1988-89	35 Gagner	43 Gagner	78 Gagner	365 McRae
1989-90	55 Bellows	62 N. Broten	99 Bellows	351 McRae
1990-91	40 Gagner	56 N. Broten	82 Gagner	284 Churla
1991-92	36 Dahlen	45 Bellows	77 Modano	278 Churla
1992-93	36 Courtnall	60 Modano	93 Modano	286 Churla
1993-94	50 Modano	57 Courtnall	57 Courtnall	333 Churla
1994-95	14 Gagner	28 Gagner	42 Gagner	186 Churla
1995-96	36 Modano	45 Modano	81 Modano	176 Huard
1996-97	35 Modano	48 Modano	83 Modano	142 Harvey
1997-98	39 Nieuwendyk	47 Zubov	69 Nieuwendyk	170 Verbeek
1998-99	34 Modano	47 Modano	81 Modano	133 Verbeek
1999-00	38 Modano	43 Modano	81 Modano	81 Morrow
2000-01	39 Hull	51 Modano	84 Modano	128 Morrow
2001-02	34 Modano	43 Modano	77 Modano	109 Morrow
2002-03	31 Lehtinen	57 Modano	85 Modano	134 Morrow
2003-04	34 Guerin	36 Arnott	69 Guerin	152 Ott
2004-05	---	---	---	---
2005-06	33 Lehtinen	58 Zubov	77 Modano	183 Morrow
2006-07	26 Lehtinen	42 Zubov	59 Ribeiro	127 Barnaby
2007-08	32 Morrow	56 Ribeiro	83 Ribeiro	147 Ott
2008-09	36 Eriksson	56 Ribeiro	78 Ribeiro	135 Ott
2009-10	29 Eriksson	67 Richards	91 Richards	153 Ott
2010-11	33 Morrow	72 Ribeiro	77 Richards	183 Ott
2011-12	35 Ryder	45 Ribeiro, Eriksson	71 Eriksson	156 Ott
2012-13	12 Benn, Eriksson	24 Goligoski	33 Benn	85 Roussel
2013-14	37 Seguin	47 Seguin	84 Seguin	209 Roussel
2014-15	37 Seguin	62 Benn	87 Benn** (led NHL)	148 Roussel
2015-16	41 Benn	48 Benn	89 Benn	123 Roussel
2016-17	24 Benn, Seguin	46 Seguin	72 Seguin	115 Roussel
2017-18	40 Seguin	59 Klingberg	79 Benn	126 Roussel
SEASON	POWER PLAY GOALS	GAME WINNING GOALS	GOALIE WINS	GOALS AGAINST AVERAGE
1967-68	14 Connelly	8 Connelly	22 Maniago	2.77 Maniago
1968-69	11 Grant	3 Three players	18 Maniago	3.3 Maniago
1969-70	14 Grant	4 Goldsworthy	9 Maniago	2.65 Worsley
1970-71	12 Grant	7 Goldsworthy	19 Maniago	2.49 Worsley
1971-72	7 Three players	8 Goldsworthy	20 Maniago	2.12 Worsley
1972-73	8 Goldsworthy	6 Grant	21 Maniago	2.88 Worsley
1973-74	12 Goldsworthy	4 Goldsworthy	12 Maniago	3.22 Worsley
1974-75	11 Goldsworthy	3 Goldsworthy	11 Maniago	4.19 LoPresti
1975-76	6 Three players	6 Hicke	13 Maniago	3.35 Maniago
1976-77	6 Three players	6 Sharpley	11 Maniago	3.61 LoPresti
1977-78	12 Brad Maxwell	3 Sharpley	12 LoPresti	3.82 Harrison
1978-79	9 B. Smith	5 Young	20 Meloche	3.33 Meloche
1979-80	16 Payne	5 Young, McCarthy	27 Meloche	3.06 Meloche
1980-81	13 B. Smith	7 Smith	18 Beaupre	3.2 Beaupre
1981-82	20 Ciccarelli, B. Smith	4 Four players	26 Meloche	3.47 Meloche
1982-83	15 Bellows	4 Three players	20 Meloche	3.57 Meloche
1983-84	16 McCarthy, Ciccarelli	7 McCarthy	21 Meloche	4.12 Beaupre
1984-85	14 Payne	4 Payne	10 Meloche, Beaupre	3.69 Beaupre
1985-86	19 Ciccarelli	7 Biigstad	25 Beaupre	3.55 Beaupre
1986-87	22 Ciccarelli	5 Ciccarelli, MacLellan	17 Beaupre	3.44 Takko
1987-88	21 Bellows	4 Bellows, MacLellan	10 Beaupre	3.71 Casey
1988-89	11 Gagner	5 Ciccarelli	18 Casey	3.06 Casey
1989-90	21 Bellows	9 Bellows	31 Casey	3.22 Casey
1990-91	20 Gagner	20 Gagner	21 Casey	2.98 Casey
1991-92	17 Gagner	8 Modano	19 Casey	3.28 Wakaluk
1992-93	17 Gagner	7 Modano	26 Casey	3.33 Casey
1993-94	18 Modano	6 Gagner	24 Moog	2.64 Wakaluk
1994-95	7 Gagner	3 Donnelly, Klatt	10 Moog	2.44 Moog
1995-96	11 Adams	4 Modano	13 Moog	2.99 Moog
1996-97	9 Modano	4 Modano	28 Moog	2.15 Moog
1997-98	14 Nieuwendyk	11 Nieuwendyk	37 Belfour	1.88 Belfour
1998-99	15 Hull	11 Hull	35 Belfour	1.99 Belfour
1999-00	11 Modano, Hull	8 Modano	32 Belfour	2.1 Belfour
2000-01	12 Nieuwendyk	8 Hull	35 Belfour	1.9 Turco
2001-02	8 Zubov	5 Two players	21 Belfour	2.09 Turco
2002-03	11 Guerin	6 Modano, Arnott	31 Turco	1.72 Turco
2003-04	9 Morrow, Guerin	10 Guerin	37 Turco	1.98 Turco
2004-05	---	---	---	---
2005-06	14 Lehtinen	4 Lehtinen	41 Turco	2.55 Turco
2006-07	12 Boucher	7 Modano	38 Turco	2.23 Turco, Smith
2007-08	12 Morrow	8 Hagman	32 Turco	2.31 Turco
2008-09	9 Neal	5 Brunstrom	33 Turco	2.81 Turco
2009-10	13 Richards	4 Eriksson, Neal	22 Turco	2.72 Turco
2010-11	10 Eriksson	6 Eriksson	34 Lehtonen	2.55 Lehtonen
2011-12	7 Ryder	7 Benn	32 Lehtonen	2.33 Lehtonen
2012-13	6 Jagr	3 Three players	15 Lehtonen	2.66 Lehtonen
2013-14	11 Seguin	3 Seguin	33 Lehtonen	2.41 Lehtonen
2014-15	13 Seguin	6 Benn, Eakin	34 Lehtonen	2.38 Enroth
2015-16	17 Benn	7 Spezza	25 Lehtonen, Niemi	2.67 Niemi
2016-17	12 Benn	7 Two players	22 Lehtonen	3.31 Lehtonen
2017-18	14 Seguin	4 Benn	26 Bishop	2.49 Bishop

GOALTENDERS: SEASON-BY-SEASON // DALLAS STARS HOCKEY CLUB

SEASON	GOALTENDER	GP	W	L	OTL/T	SA	SV	SV%	GAA	SO	A
1967-68	Cesare Maniago	52	22	16	9	-	-	-	2.77	6	0
	Garry Bauman	26	4	13	5	-	-	-	3.47	0	0
	Carl Wetzel	5	1	3	1	-	-	-	4.01	0	0
1968-69	Cesare Maniago	64	18	34	10	-	-	-	3.30	1	0
	Garry Bauman	7	0	2	1	-	-	-	4.34	0	0
	Fern Rivard	13	0	7	4	-	-	-	4.38	0	0
1969-70	Cesare Maniago	50	9	24	16	-	-	-	3.39	2	0
	Gump Worsley	8	5	1	1	-	-	-	2.65	1	0
	Fern Rivard	14	3	5	5	-	-	-	3.15	1	0
	Ken Broderick	7	2	4	0	-	-	-	4.33	0	0
	Gilles Gilbert	1	0	1	0	-	-	-	6.00	0	0
1970-71	Cesare Maniago	40	19	15	6	-	-	-	2.70	5	1
	Gilles Gilbert	17	5	9	2	-	-	-	3.80	0	0
	Gump Worsley	24	4	10	8	-	-	-	2.50	0	0
1971-72	Cesare Maniago	43	20	17	4	-	-	-	2.65	3	0
	Gump Worsley	34	16	10	7	-	-	-	2.12	2	1
	Gilles Gilbert	4	1	2	1	-	-	-	3.03	0	0
1972-73	Cesare Maniago	47	21	18	6	-	-	-	2.89	5	0
	Gilles Gilbert	22	10	10	2	-	-	-	3.05	2	0
	Gump Worsley	12	6	2	3	-	-	-	2.88	0	0
1973-74	Cesare Maniago	40	12	18	10	-	-	-	3.48	1	0
	Gump Worsley	29	8	14	5	-	-	-	3.22	0	0
	Fern Rivard	13	3	6	2	-	-	-	4.28	1	0
1974-75	Cesare Maniago	37	11	21	4	-	-	-	4.20	1	0
	Pete LoPresti	35	9	20	3	-	-	-	4.19	1	0
	Fern Rivard	15	3	9	0	-	-	-	4.24	0	0
1975-76	Cesare Maniago	47	13	27	5	-	-	-	3.35	2	0
	Pete LoPresti	34	7	22	1	-	-	-	4.13	1	0
	Paul Harrison	6	0	4	1	-	-	-	5.47	0	0
1976-77	Pete LoPresti	44	13	20	10	-	-	-	3.61	1	1
	Gary Smith	36	10	17	8	-	-	-	3.99	1	0
	Paul Harrison	2	0	2	0	-	-	-	5.50	0	0
1977-78	Pete LoPresti	53	12	35	6	-	-	-	4.23	2	2
	Paul Harrison	27	6	16	2	-	-	-	3.82	1	0
	Gary Smith	3	0	2	1	-	-	-	3.00	0	0
1978-79	Gilles Meloche	53	20	25	7	-	-	-	3.33	2	1
	Gary Edwards	25	6	11	5	-	-	-	3.72	0	1
	Pete LoPresti	7	2	4	0	-	-	-	4.87	0	0
1979-80	Gilles Meloche	54	27	20	5	-	-	-	3.06	1	1
	Gary Edwards	26	9	7	10	-	-	-	3.20	0	0
	Steve Janaszak	1	0	0	1	-	-	-	2.00	0	0
	Jean-Louis Levasseur	1	0	1	0	-	-	-	7.00	0	0
1980-81	Don Beaupre	44	18	14	11	-	-	-	3.20	0	1
	Gilles Meloche	38	17	14	6	-	-	-	3.25	2	0
1981-82	Gilles Meloche	51	26	15	9	-	-	-	3.47	1	1
	Don Beaupre	29	11	8	9	-	-	-	3.54	0	0
	Lindsay Middlebrook	3	0	0	2	-	-	-	3.00	0	0

SEASON	GOALTENDER	GP	W	L	OTL/T	SA	SV	SV%	GAA	SO	A
1982-83	Gilles Meloche	47	20	13	11	-	-	-	3.57	1	1
	Don Beaupre	36	19	10	5	-	-	-	3.58	0	2
	Markus Mattsson	2	1	1	0	-	-	-	3.60	1	0
1983-84	Giles Meloche	52	21	17	8	1,524	1,323	.873	4.18	2	1
	Don Beaupre	33	16	13	2	971	848	.873	4.12	0	0
	Jon Casey	2	1	0	0	59	53	.898	4.29	0	0
	Jim Craig	3	1	1	0	56	47	.839	4.91	0	0
1984-85	Giles Meloche	32	10	13	6	949	843	.879	3.80	0	0
	Don Beaupre	31	10	17	3	934	825	.883	3.69	1	0
	Roland Melanson	20	5	10	3	587	509	.867	4.10	0	0
	Mike Sands	3	0	3	0	88	74	.841	6.04	0	0
1985-86	Don Beaupre	52	25	20	6	1,690	1,508	.892	3.55	1	0
	Jon Casey	26	11	11	1	789	698	.885	3.89	0	0
	Roland Melanson	6	2	1	2	175	151	.863	4.43	0	0
	Kari Takko	1	0	1	0	34	31	.912	3.00	0	0
1986-87	Don Beaupre	47	17	20	6	1,439	1,265	.879	3.98	1	0
	Kari Takko	38	13	18	4	1,061	942	.888	3.44	0	0
	Mike Sands	3	0	2	0	104	92	.885	4.42	0	0
1987-88	Don Beaupre	43	10	22	3	1,257	1,096	.872	4.22	0	0
	Kari Takko	37	8	19	6	1,070	927	.866	4.47	1	0
	Jon Casey	14	1	7	4	348	307	.882	3.71	0	0
1988-89	Jon Casey	55	18	17	12	1,509	1,358	.900	3.06	1	1
	Kari Takko	32	8	15	4	922	829	.899	3.48	0	0
	Jarmo Myllys	6	1	4	0	138	116	.841	5.55	0	0
	Don Beaupre	1	0	1	0	26	23	.885	3.05	0	0
1989-90	Jon Casey	61	31	22	4	1,757	1,574	.896	3.22	3	3
	Kari Takko	21	4	12	0	482	414	.859	4.03	0	1
	Daniel Berthiaume	5	1	3	0	104	90	.865	3.5	0	0
	Jarmo Myllys	4	0	3	0	83	67	.807	6.15	0	0
1990-91	Jon Casey	55	21	20	11	1,450	1,292	.891	2.98	3	2
	Bryan Hayward	26	6	15	3	674	597	.886	3.14	2	0
	Jarmo Myllys	2	0	2	0	57	49	.860	6.15	0	0
	Kari Takko	2	0	2	0	74	62	.838	6.05	0	0
1991-92	Jon Casey	52	19	23	5	1,401	1,236	.882	3.4	2	2
	Darcy Wakaluk	36	13	19	1	874	770	.881	3.28	1	0
1992-93	Jon Casey	60	26	26	5	1,683	1,490	.885	3.33	3	3
	Darcy Wakaluk	29	10	12	5	803	706	.879	3.65	1	3
1993-94	Andy Moog	55	24	20	7	1,604	1,434	.894	3.27	2	1
	Darcy Wakaluk	36	18	9	6	978	890	.910	2.64	3	2
1994-95	Andy Moog	31	10	12	7	846	774	.915	2.44	2	1
	Darcy Wakaluk	15	4	8	0	341	301	.883	3.18	2	0
	Mike Torchia	6	3	2	1	172	154	.895	3.30	0	0
	Manny Fernandez	1	0	1	0	27	24	.889	3.05	0	0
1995-96	Andy Moog	41	13	19	7	1,106	995	.900	2.99	1	0
	Darcy Wakaluk	37	9	16	5	975	869	.891	3.39	1	0
	Allan Bester	10	4	5	1	297	267	.899	3.00	0	0
	Mike Fernandez	5	0	1	1	121	102	.843	4.58	0	0
	Jordan Willis	1	0	1	0	14	13	.929	3.16	0	0

GOALTENDERS: SEASON-BY-SEASON // DALLAS STARS HOCKEY CLUB

SEASON	GOALTENDER	GP	W	L	OTL/T	SA	SV	SV%	GAA	SO	A
1996-97	Andy Moog	48	28	13	5	1,121	1,023	.913	2.15	3	1
	Arturs Irbe	35	17	12	3	825	737	.893	2.69	3	2
	Roman Turek	6	3	1	0	129	120	.930	2.05	0	0
1997-98	Ed Belfour	61	37	32	10	1,335	1,233	.916	1.88	9	0
	Roman Turek	23	11	10	1	496	447	.901	2.22	1	0
	Manny Fernandez	2	1	0	0	35	33	.943	1.74	0	0
1998-99	Ed Belfour	61	35	15	9	1,373	1,256	.915	1.99	5	0
	Manny Fernandez	1	0	1	0	29	27	.931	2.00	0	0
	Roman Turek	26	16	3	3	562	514	.915	2.08	1	0
1999-00	Ed Belfour	62	32	21	7	1,571	1,444	.919	2.10	4	3
	Manny Fernandez	24	11	8	3	603	555	.920	2.13	1	2
2000-01	Ed Belfour	63	35	20	7	1,508	1,364	.905	2.34	8	1
	Marty Turco	26	13	6	1	532	492	.925	1.90	3	0
2001-02	Ed Belfour	60	21	27	11	1,458	1,305	.895	2.65	1	5
	Marty Turco	31	15	6	2	670	617	.921	2.09	2	0
2002-03	Marty Turco	55	31	10	10	1,359	1,267	.932	1.72	7	3
	Ron Tugnutt	31	15	10	5	672	602	.896	2.47	4	0
	Corey Hirsch	2	0	1	0	39	35	.897	2.47	0	0
2003-04	Marty Turco	73	37	21	13	1,648	1,504	.913	1.98	9	1
	Ron Tugnutt	11	3	7	0	220	198	.900	2.41	1	0
	Dan Ellis	1	1	0	0	28	25	.893	3.00	0	0
2005-06	Marty Turco	68	41	19	5	1,624	1,458	.898	2.55	3	2
	Johan Hedberg	19	12	4	1	472	424	.898	2.67	0	2
2006-07	Marty Turco	67	38	20	5	1,564	1,424	.910	2.23	6	4
	Mike Smith	23	12	5	2	511	466	.912	2.23	3	0
2007-08	Marty Turco	62	32	21	6	1,543	1,403	.909	2.31	3	3
	Mike Smith	21	12	9	0	510	462	.906	2.46	2	0
	Johan Holmqvist	2	1	0	0	35	30	.857	3.75	0	0
	Tobias Stephan	1	0	0	1	40	38	.950	1.97	0	0
2008-09	Marty Turco	74	33	31	10	1,993	1,790	.898	2.81	3	5
	Tobias Stephan	10	1	3	1	208	181	.870	3.70	0	1
	Matt Climie	3	2	1	0	85	76	.894	2.92	0	0
	Brent Krahn	1	0	0	0	9	6	.667	9.00	0	0
2009-10	Marty Turco	53	22	20	11	1,605	1,465	.913	2.72	4	4
	Alex Auld	21	9	6	3	558	499	.894	3.00	0	2
	Kari Lehtonen	12	6	4	0	350	319	.911	2.81	0	1
	Matt Climie	1	1	0	1	38	33	.868	5.00	0	0
2010-11	Kari Lehtonen	69	34	24	11	2,043	1,868	.914	2.55	3	6
	Andrew Raycroft	19	8	5	0	446	406	.910	2.83	2	0
	Richard Bachman	1	0	0	0	4	4	1.000	0.00	0	0
2011-12	Kari Lehtonen	59	32	22	4	1,739	1,603	.922	2.33	4	3
	Richard Bachman	18	8	5	1	477	434	.910	2.77	1	1
	Andrew Raycroft	10	2	8	0	303	272	.898	3.52	0	0
2012-13	Kari Lehtonen	36	15	14	3	1,050	962	.916	2.66	1	2
	Richard Bachman	13	13	6	5	288	255	.885	3.25	0	0
	Cristopher Nilstorp	5	1	3	1	146	131	.897	3.09	0	0
2013-14	Kari Lehtonen	65	33	20	10	1888	1735	.919	2.41	5	4
	Dan Ellis	14	5	6	0	349	314	.900	3.04	1	1
	Tim Thomas	8	2	4	1	184	166	.902	2.97	0	0
	Cristopher Nilstorp	1	0	0	0	17	14	.824	4.62	0	0
	Jack Campbell	1	0	1	0	47	41	.872	6.00	0	0

SEASON	GOALTENDER	GP	W	L	OTL/T	SA	SV	SV%	GAA	SO	A
2014-15	Kari Lehtonen	65	34	17	10	1875	1694	.903	2.94	5	3
	Jhonas Enroth	13	5	5	0	267	242	.906	2.38	1	0
	Anders Lindback	10	2	8	0	256	224	.875	3.71	0	1
	Jussi Rynnas	2	0	1	0	44	37	.841	4.57	0	0
2015-16	Antti Niemi	48	25	13	7	1246	1128	.905	2.67	3	2
	Kari Lehtonen	43	25	10	2	1121	1016	.906	2.76	2	3
2016-17	Kari Lehtonen	59	22	25	7	1546	1395	.902	2.85	3	1
	Antti Niemi	37	12	12	4	880	785	.892	3.30	0	0
2017-18	Ben Bishop	53	26	17	5	1437	1317	.916	2.49	5	1
	Kari Lehtonen	37	15	14	3	946	863	.912	2.56	1	0
	Mike McKenna	2	1	1	0	50	45	.900	2.96	0	0



SHUTOUT WINS

DATE	SCORE	GOALTENDER	DATE	SCORE	GOALTENDER
December 13, 1967	MIN 4 vs. LAK 0	Cesare Maniago	November 14, 1992	MIN 3 vs. CHI 0	Jon Casey
December 15, 1967	MIN 3 @ LAK 0	Cesare Maniago	February 11, 1993	MIN 1 @ TBL 0	Darcy Wakaluk
December 16, 1967	MIN 1 @ CA 0	Cesare Maniago	April 3, 1993	MIN 3 @ LAK 0	Jon Casey
January 3, 1968	MIN 6 vs. LAK 0	Cesare Maniago	October 16, 1993	DAL 4 vs. STL 0	Andy Moog
January 25, 1968	MIN 3 @ PHI 0	Cesare Maniago	November 11, 1993	DAL 4 vs. SJS 0	Darcy Wakaluk
March 23, 1968	MIN 3 vs. PIT 0	Cesare Maniago	December 29, 1993	DAL 4 vs. TOR 0	Darcy Wakaluk
November 2, 1968	MIN 2 @ STL 0	Cesare Maniago	January 6, 1994	DAL 8 vs. PHI 0	Darcy Wakaluk
October 11, 1969	MIN 4 vs. PHI 0	Cesare Maniago	February 28, 1995	DAL 4 @ WPG 0	Darcy Wakaluk
March 1, 1970	MIN 8 vs. TOR 0	Cesare Maniago	March 3, 1995	DAL 4 vs. ANA 0	Darcy Wakaluk
April 4, 1970	MIN 1 @ PHI 0	Gump Worsley	April 7, 1995	DAL 2 @ ANA 0	Andy Moog
November 21, 1970	MIN 3 vs. BUF 0	Cesare Maniago	April 16, 1995	DAL 2 vs. CHI 0	Andy Moog
December 12, 1970	MIN 1 @ PIT 0	Cesare Maniago	October 24, 1995	DAL 3 vs. BUF 0	Darcy Wakaluk
January 17, 1971	MIN 2 @ DET 0	Cesare Maniago	November 25, 1995	DAL 2 vs. NJD 0	Andy Moog
March 10, 1971	MIN 4 vs. STL 0	Cesare Maniago	October 19, 1996	DAL 2 vs. TOR 0	Andy Moog
October 20, 1971	MIN 7 vs. VAN 0	Cesare Maniago	October 30, 1996	DAL 2 vs. BUF 0	Andy Moog
October 28, 1971	MIN 2 vs. PIT 0	Cesare Maniago	December 15, 1996	DAL 4 @ OTT 0	Andy Moog
November 7, 1971	MIN 3 @ PHI 0	Gump Worsley	February 5, 1997	DAL 4 vs. TBL 0	Arturs Irbe
February 20, 1972	MIN 2 vs. PIT 0	Cesare Maniago	February 25, 1997	DAL 1 @ CHI 0	Arturs Irbe
March 26, 1972	MIN 5 @ NYR 0	Gump Worsley	March 21, 1997	DAL 2 vs. HFT 0	Arturs Irbe
October 18, 1972	MIN 6 @ ATL 0	Cesare Maniago	October 10, 1997	DAL 7 vs. CHI 0	Ed Belfour
November 11, 1972	MIN 3 vs. NYI 0	Gilles Gilbert	October 16, 1997	DAL 4 vs. FLA 0	Ed Belfour
November 25, 1972	MIN 3 @ LAK 0	Cesare Maniago	October 24, 1997	DAL 2 @ CHI 0	Ed Belfour
November 29, 1972	MIN 5 vs. ATL 0	Cesare Maniago	November 16, 1997	DAL 4 @ ANA 0	Ed Belfour
December 9, 1972	MIN 7 vs. DET 0	Cesare Maniago	November 22, 1997	DAL 2 @ BOS 0	Ed Belfour
January 16, 1973	MIN 1 @ NYI 0	Gilles Gilbert	November 24, 1997	DAL 5 vs. ANA 0	Ed Belfour
March 3, 1973	MIN 3 vs. ATL 0	Cesare Maniago	December 10, 1997	DAL 3 vs. TBL 0	Ed Belfour
December 8, 1973	MIN 3 vs. DET 0	Fern Rivard	February 4, 1998	DAL 1 vs. PHI 0	Roman Turek
December 26, 1973	MIN 1 vs. NYI 0	Cesare Maniago	February 28, 1998	DAL 4 vs. PHX 0	Ed Belfour
October 12, 1974	MIN 6 vs. WSH 0	Cesare Maniago	November 27, 1998	DAL 4 vs. WSH 0	Ed Belfour
February 18, 1975	MIN 5 vs. PHI 0	Pete LoPresti	December 2, 1998	DAL 3 @ SJS 0	Ed Belfour
October 29, 1975	MIN 2 vs. KC 0	Pete LoPresti	December 28, 1998	DAL 1 vs. NSH 0	Ed Belfour
December 6, 1975	MIN 4 vs. KC 0	Cesare Maniago	February 28, 1999	DAL 1 vs. LAK 0	Ed Belfour
January 10, 1976	MIN 2 vs. STL 0	Cesare Maniago	March 12, 1999	DAL 4 vs. ANA 0	Ed Belfour
February 6, 1977	MIN 3 @ CHI 0	Gary Smith	March 28, 1999	DAL 3 @ NSH 0	Roman Turek
February 26, 1977	MIN 3 vs. VAN 0	Pete LoPresti	October 2, 1999	DAL 2 vs. ANA 0	Ed Belfour
October 26, 1977	MIN 3 vs. BOS 0	Pete LoPresti	February 3, 2000	DAL 2 @ PHX 0	Ed Belfour
December 27, 1977	MIN 1 vs. STL 0	Pete LoPresti	February 16, 2000	DAL 3 vs. NSH 0	Manny Fernandez
January 28, 1978	MIN 4 @ WSH 0	Paul Harrison	March 1, 2000	DAL 2 vs. PHI 0	Ed Belfour
December 6, 1978	MIN 4 vs. LAK 0	Gilles Meloche	October 14, 2000	DAL 3 vs. WSH 0	Ed Belfour
December 9, 1978	MIN 3 vs. COL 0	Gilles Meloche	November 1, 2000	DAL 4 vs. CBJ 0	Ed Belfour
December 26, 1979	MIN 6 vs. WPG 0	Gilles Meloche	November 11, 2000	DAL 2 vs. MTL 0	Ed Belfour
January 3, 1981	MIN 3 vs. WSH 0	Gilles Meloche	November 17, 2000	DAL 1 @ DET 0	Ed Belfour
April 4, 1981	MIN 5 @ STL 0	Gilles Meloche	November 22, 2000	DAL 1 @ NSH 0	Ed Belfour
October 10, 1981	MIN 7 vs. NYR 0	Gilles Meloche	November 24, 2000	DAL 3 vs. CBJ 0	Ed Belfour
November 11, 1982	MIN 2 vs. NYI 0	Gilles Meloche	December 10, 2000	DAL 1 @ ANA 0	Ed Belfour
January 12, 1983	MIN 7 @ PIT 0	Markus Mattsson	January 6, 2001	DAL 4 @ BOS 0	Marty Turco
November 15, 1983	MIN 6 vs. NJD 0	Gilles Meloche	March 13, 2001	DAL 3 @ CHI 0	Marty Turco
January 7, 1984	MIN 2 vs. VAN 0	Gilles Meloche	March 21, 2001	DAL 8 vs. ANA 0	Ed Belfour
December 26, 1984	MIN 4 vs. WPG 0	Don Beaupre	March 31, 2001	DAL 2 @ CGY 0	Marty Turco
March 11, 1986	MIN 4 vs. EDM 0	Don Beaupre	November 2, 2001	DAL 3 vs. NSH 0	Ed Belfour
January 20, 1987	MIN 5 vs. BUF 0	Don Beaupre	November 29, 2001	DAL 3 @ CGY 0	Marty Turco
March 18, 1989	MIN 3 vs. BUF 0	Jon Casey	December 7, 2001	DAL 5 vs. EDM 0	Marty Turco
October 12, 1989	MIN 3 vs. STL 0	Jon Casey	October 15, 2002	DAL 3 vs. EDM 0	Marty Turco
November 4, 1989	MIN 3 vs. CHI 0	Jon Casey	December 6, 2002	DAL 4 vs. VAN 0	Marty Turco
November 18, 1989	MIN 3 vs. STL 0	Jon Casey	November 22, 2002	DAL 4 @ ANA 0	Marty Turco
October 24, 1990	MIN 3 vs. HFT 0	Jon Casey	November 27, 2002	DAL 5 vs. MIN 0	Marty Turco
November 3, 1990	MIN 2 @ QUE 0	Jon Casey	December 15, 2002	DAL 5 @ CHI 0	Marty Turco
December 8, 1990	MIN 7 vs. PHI 0	Brian Hayward	December 27, 2002	DAL 4 @ FLA 0	Ron Tugnutt
January 8, 1991	MIN 3 @ NYI 0	Brian Hayward	February 23, 2003	DAL 3 @ CHI 0	Ron Tugnutt
February 16, 1991	MIN 3 @ DET 0	Jon Casey	March 9, 2003	DAL 3 vs. SJS 0	Ron Tugnutt
October 26, 1991	MIN 4 vs. BOS 0	Jon Casey	March 11, 2003	DAL 2 @ CBJ 0	Ron Tugnutt
November 12, 1991	MIN 7 vs. TOR 0	Jon Casey	March 31, 2003	DAL 3 vs. BUF 0	Marty Turco
February 7, 1992	MIN 2 @ BUF 0	Darcy Wakaluk	April 6, 2003	DAL 2 vs. NSH 0	Marty Turco
November 5, 1992	MIN 3 vs. NYI 0	Jon Casey	November 28, 2003	DAL 2 vs. NJD 0	Marty Turco

DATE	SCORE	GOALTENDER	DATE	SCORE	GOALTENDER
December 12, 2003	DAL 1 vs. CHI 0	Marty Turco	Dec. 21, 2017	DAL 4 vs. CHI 0	Ben Bishop
January 13, 2004	DAL 3 @ SJS 0	Marty Turco	Dec. 31, 2017	DAL 6 vs. SJS 0	Ben Bishop
January 23, 2004	DAL 2 vs. STL 0	Marty Turco	Feb. 22, 2018	DAL 2 @ LAK 0	Kari Lehtonen
February 4, 2004	DAL 1 vs. CBJ 0	Marty Turco	Feb. 27, 2018	DAL 2 vs. CGY 0	Ben Bishop
February 22, 2004	DAL 4 vs. ANA 0	Marty Turco			
March 7, 2004	DAL 4 vs. SJS 0	Marty Turco			
March 14, 2004	DAL 4 @ CHI 0	Ron Tugnutt			
March 18, 2004	DAL 3 vs. VAN 0	Marty Turco			
March 22, 2004	DAL 4 @ CGY 0	Marty Turco			
November 7, 2005	DAL 4 vs. EDM 0	Marty Turco			
December 15, 2005	DAL 2 @ OTT 0	Marty Turco			
December 29, 2005	DAL 3 vs. STL 0	Marty Turco			
October 21, 2006	DAL 4 @ PHX 0	Mike Smith			
November 9, 2006	DAL 1 @ PHX 0	Marty Turco			
November 22, 2006	DAL 1 vs. NSH 0	Mike Smith			
December 4, 2006	DAL 1 vs. SJS 0	Marty Turco			
December 6, 2006	DAL 3 vs. PHX 0	Marty Turco			
December 21, 2006	DAL 3 @ SJS 0	Marty Turco			
February 10, 2007	DAL 1 vs. ANA 0	Mike Smith			
March 9, 2007	DAL 3 @ CBJ 0	Marty Turco			
March 27, 2007	DAL 6 vs. PHX 0	Marty Turco			
November 5, 2007	DAL 5 @ ANA 0	Marty Turco			
November 19, 2007	DAL 3 vs. LAK 0	Mike Smith			
February 7, 2008	DAL 1 @ MIN 0	Mike Smith			
February 17, 2008	DAL 1 vs. DET 0	Marty Turco			
March 9, 2008	DAL 3 vs. COL 0	Marty Turco			
January 27, 2009	DAL 2 vs. ATL 0	Marty Turco			
October 14, 2009	DAL 6 vs. NSH 0	Marty Turco			
November 23, 2009	DAL 2 vs. CAR 0	Marty Turco			
February 6, 2010	DAL 4 vs. PHX 0	Marty Turco			
February 13, 2010	DAL 3 @ PHX 0	Marty Turco			
October 30, 2010	DAL 4 vs. BUF 0	Andrew Raycroft			
January 9, 2011	DAL 4 @ MIN 0	Andrew Raycroft			
March 11, 2011	DAL 4 vs. MIN 0	Kari Lehtonen			
March 17, 2011	DAL 5 vs. CHI 0	Kari Lehtonen			
April 5, 2011	DAL 3 vs. CBJ 0	Kari Lehtonen			
December 13, 2011	DAL 1 @ NYR 0	Richard Bachman			
January 24, 2012	DAL 1 vs. ANA 0	Kari Lehtonen			
February 21, 2012	DAL 3 @ MTL 0	Kari Lehtonen			
March 10, 2012	DAL 2 vs. ANA 0	Kari Lehtonen			
March 13, 2012	DAL 1 @ MIN 0	Kari Lehtonen			
March 21, 2013	DAL 2 @ LAK 0	Kari Lehtonen			
November 13, 2013	DAL 3 @ EDM 0	Kari Lehtonen			
January 21, 2014	DAL 4 vs. MIN 0	Kari Lehtonen			
January 25, 2014	DAL 3 vs. PIT 0	Kari Lehtonen			
February 1, 2014	DAL 2 @ ANA 0	Dan Ellis			
April 1, 2014	DAL 5 @ WSH 0	Kari Lehtonen			
April 11, 2014	DAL 3 vs. STL 0	Kari Lehtonen			
November 13, 2014	DAL 2 @ LAK 0	Kari Lehtonen			
December 17, 2014	DAL 2 @ VAN 0	Kari Lehtonen			
December 31, 2014	DAL 6 vs. ARI 0	Kari Lehtonen			
February 13, 2015	DAL 2 vs. FLA 0	Kari Lehtonen			
March 21, 2015	DAL 4 vs. CHI 0	Kari Lehtonen			
April 8, 2015	DAL 4 @ ANA 0	Jhonas Enroth			
October 8, 2015	DAL 3 vs. PIT 0	Antti Niemi			
November 21, 2015	DAL 3 vs. BUF 0	Antti Niemi			
December 22, 2015	DAL 4 vs. CHI 0	Antti Niemi			
December 27, 2015	DAL 3 vs. STL 0	Kari Lehtonen			
March 19, 2016	DAL 3 vs. NYI 0	Kari Lehtonen			
December 3, 2016	DAL 3 @ COL 0	Kari Lehtonen			
March 20, 2017	DAL 1 vs. SJS 0	Kari Lehtonen			
April 1, 2017	DAL 3 @ CAR 0	Kari Lehtonen			
Nov. 10, 2017	DAL 5 vs. NYI 0	Ben Bishop			
Nov. 28, 2017	DAL 3 @ VEG 0	Ben Bishop			

SHUTOUT LOSSES

DATE	SCORE	GOALTENDER	DATE	SCORE	GOALTENDER
October 14, 1967	MIN 0 @ CA 6	Charlie Hodge	January 27, 1980	MIN 0 @ CHI 3	Tony Esposito
November 22, 1967	MIN 0 @ TOR 3	Bruce Gamble	February 5, 1981	MIN 0 @ MTL 7	Herron-Sevigny
December 21, 1967	MIN 0 @ PHI 6	Bernie Parent	December 2, 1981	MIN 0 @ VAN 5	Glen Hanlon
December 23, 1967	MIN 0 @ PIT 4	Les Binkley	January 13, 1982	MIN 0 vs. NYR 2	Steve Weeks
December 25, 1967	MIN 0 vs. STL 1	Seth Martin	March 30, 1983	MIN 0 @ CHI 5	Murray Bannerman
January 17, 1968	MIN 0 @ STL 5	Glenn Hall	December 17, 1983	MIN 0 vs. NJD 2	Glenn Resch
March 10, 1968	MIN 0 @ PHI 2	Bernie Parent	February 1, 1984	MIN 0 @ PIT 4	Roberto Romano
October 26, 1968	MIN 0 vs. NYR 3	Eddie Giacomini	February 13, 1984	MIN 0 vs. WSH 4	Pat Riggan
November 6, 1968	MIN 0 vs. TOR 1	Bruce Gamble	October 11, 1984	MIN 0 vs. TOR 1	Allan Bester
November 20, 1968	MIN 0 vs. CHI 2	Dave Dryden	March 13, 1985	MIN 0 @ QBC 8	Mario Gosselin
November 24, 1968	MIN 0 @ CHI 6	Dave Dryden	March 24, 1986	MIN 0 vs. QBC 1	Mario Gosselin
December 1, 1968	MIN 0 @ BOS 4	Gerry Cheevers	February 21, 1987	MIN 0 vs. BOS 1	Bill Ranford
December 25, 1968	MIN 0 vs. STL 2	Glenn Hall	December 12, 1987	MIN 0 vs. QBC 5	Mario Gosselin
January 12, 1969	MIN 0 vs. STL 2	Glenn Hall	January 23, 1988	MIN 0 @ HRT 5	Mike Liut
January 29, 1969	MIN 0 @ MTL 4	Gump Worsley	January 30, 1988	MIN 0 @ LAK 5	Roland Melanson
February 16, 1969	MIN 0 @ STL 6	Glenn Hall	February 3, 1988	MIN 0 vs. STL 2	Greg Millen
March 23, 1969	MIN 0 @ PIT 5	Joe Daley	February 4, 1988	MIN 0 @ PIT 1	Frank Pietrangelo
January 24, 1970	MIN 0 vs. PHI 6	Doug Favell	February 20, 1988	MIN 0 vs. WSH 3	Clint Malarchuk
March 22, 1970	MIN 0 @ BOS 5	Ed Johnston	December 6, 1988	MIN 0 @ STL 3	Greg Millen
March 25, 1970	MIN 0 @ PIT 2	Les Binkley	March 5, 1989	MIN 0 @ NJD 2	Sean Burke
November 1, 1970	MIN 0 @ BOS 5	Gerry Cheevers	December 19, 1989	MIN 0 vs. EDM 5	Bill Ranford
November 22, 1970	MIN 0 @ NYR 2	Eddie Giacomini	January 9, 1990	MIN 0 @ DET 9	Glen Hanlon
December 6, 1970	MIN 0 @ BUF 1	Roger Crozier	January 21, 1991	MIN 0 @ WPG 2	Bob Essensa
January 5, 1971	MIN 0 vs. TOR 2	Jacques Plante	January 28, 1991	MIN 0 @ TOR 4	Peter Ing
January 9, 1971	MIN 0 vs. NYR 1	Gilles Villemure	December 21, 1991	MIN 0 vs. PHI 3	Ron Hextall
March 2, 1971	MIN 0 vs. BOS 6	Eddy Johnston	January 25, 1992	MIN 0 vs. CHI 2	Ed Belfour
March 14, 1971	MIN 0 vs. BUF 5	Dave Dryden	February 17, 1992	MIN 0 @ MTL 8	Patrick Roy
January 12, 1972	MIN 0 @ CA 2	Gilles Meloche	February 18, 1992	MIN 0 @ QBC 4	John Tanner
February 6, 1972	MIN 0 @ CHI 5	Tony Esposito	March 11, 1992	MIN 0 vs. TOR 3	Grant Fuhr
March 2, 1972	MIN 0 @ PHI 3	Doug Favel	December 12, 1992	MIN 0 vs. CHI 3	Ed Belfour
October 7, 1972	MIN 0 @ MTL 3	Ken Dryden	December 20, 1992	MIN 0 @ CHI 4	Ed Belfour
December 29, 1972	MIN 0 vs. BOS 2	Eddie Johnston	December 27, 1993	DAL 0 vs. DET 6	Tim Cheveldae
January 6, 1973	MIN 0 vs. CHI 2	Tony Esposito	February 16, 1994	DAL 0 vs. BOS 3	Jon Casey
January 10, 1973	MIN 0 vs. MTL 6	Ken Dryden	March 13, 1994	DAL 0 @ NJD 4	Martin Brodeur
March 18, 1973	MIN 0 @ CA 2	Rogie Vachon	April 1, 1994	DAL 0 @ NYR 3	Mike Richter
October 31, 1973	MIN 0 vs. BOS 5	Ross Brooks	February 11, 1995	DAL 0 vs. CGY 6	Trevor Kidd
February 10, 1974	MIN 0 @ BOS 4	Gilles Gilbert	December 23, 1995	DAL 0 vs. CHI 2	Jeff Hackett
March 24, 1974	MIN 0 @ CHI 6	Tony Esposito	January 1, 1996	DAL 0 vs. TOR 1	Felix Potvin
October 20, 1974	MIN 0 @ CHI 6	Tony Esposito	January 10, 1996	DAL 0 vs. DET 4	Chris Osgood
October 26, 1974	MIN 0 @ NYI 4	Bill Smith	March 15, 1996	DAL 0 @ TOR 3	Felix Potvin
November 7, 1974	MIN 0 @ PHI 2	Bernie Parent	November 19, 1996	DAL 0 @ VAN 2	Corey Hirsch
December 1, 1974	MIN 0 @ CHI 3	Tony Esposito	February 12, 1997	DAL 0 vs. PHX 5	Nikolai Khabibulin
December 8, 1974	MIN 0 @ BUF 5	Gary Bromley	December 8, 1997	DAL 0 @ TOR 3	Felix Potvin
December 12, 1974	MIN 0 @ PHI 6	Bernie Parent	December 12, 1997	DAL 0 vs. SJS 1	Kelly Hrudey
December 18, 1974	MIN 0 @ NYR 7	Gilles Villemure	January 7, 1998	DAL 0 vs. OTT 2	Damian Rhodes
January 4, 1975	MIN 0 vs. BOS 8	Ken Broderick	March 26, 1998	DAL 0 vs. TOR 1	Felix Potvin
January 23, 1975	MIN 0 vs. MTL 7	Ken Dryden	November 4, 1998	DAL 0 @ SJS 4	Mike Vernon
March 22, 1975	MIN 0 @ PHI 4	Bernie Parent	November 11, 1998	DAL 0 vs. PHX 2	Jimmy Waite
April 6, 1975	MIN 0 @ CHI 3	Tony Esposito	January 8, 1999	DAL 0 @ CGY 1	Fred Brathwaite
November 9, 1975	MIN 0 @ CHI 3	Tony Esposito	January 10, 1999	DAL 0 @ VAN 2	Corey Hirsch
November 11, 1975	MIN 0 @ MTL 6	Ken Dryden	February 7, 1999	DAL 0 vs. COL 3	Patrick Roy
November 13, 1975	MIN 0 @ BOS 6	Gilles Gilbert	April 4, 1999	DAL 0 vs. DET 3	Chris Osgood
November 19, 1975	MIN 0 vs. MTL 6	Ken Dryden	April 17, 1999	DAL 0 @ PHX 2	Nikolai Khabibulin
December 9, 1975	MIN 0 @ NYI 6	Glenn Resch	October 8, 1999	DAL 0 @ ANA 3	Guy Hebert
December 21, 1975	MIN 0 @ NYR 2	John Davidson	October 13, 1999	DAL 0 vs. SJS 2	Steve Shields
January 8, 1976	MIN 0 @ DET 5	Jim Rutherford	October 25, 1999	DAL 0 @ TOR 4	Curtis Joseph
February 4, 1976	MIN 0 @ DET 5	Jim Rutherford	November 20, 1999	DAL 0 @ CAR 1	Arturs Irbe
February 20, 1976	MIN 0 @ VAN 7	Gary Smith	December 17, 2000	DAL 0 @ MIN 6	Manny Fernandez
March 6, 1976	MIN 0 @ PIT 5	Michel Plasse	January 15, 2001	DAL 0 @ FLA 2	Roberto Luongo
October 17, 1976	MIN 0 @ CHI 3	Tony Esposito	January 30, 2001	DAL 0 @ LAK 8	Jamie Storr
December 8, 1976	MIN 0 vs. ATL 5	Phil Myre	October 7, 2001	DAL 0 @ CAR 3	Arturs Irbe
December 3, 1977	MIN 0 vs. NYR 4	John Davidson	December 26, 2001	DAL 0 vs. COL 2	Patrick Roy
February 8, 1978	MIN 0 @ NYR 3	Wayne Thomas	March 10, 2002	DAL 0 vs. NJD 3	Martin Brodeur
October 28, 1978	MIN 0 vs. CDL 1	Bill Oleschuk	April 8, 2002	DAL 0 @ LAK 3	Felix Potvin
January 16, 1979	MIN 0 @ PIT 5	Greg Millen	November 23, 2002	DAL 0 @ LAK 2	Felix Potvin
March 3, 1979	MIN 0 @ BOS 5	Jim Pettie	December 11, 2002	DAL 0 vs. LAK 3	Jamie Storr
January 21, 1980	MIN 0 @ BOS 3	Gerry Cheevers	December 22, 2002	DAL 0 @ CAR 1	Kevin Weekes

SHUTOUT LOSSES

DATE	SCORE	GOALTENDER
October 15, 2003	DAL 0 vs. BOS 2	Andrew Raycroft
October 24, 2003	DAL 0 @ DET 4	Dominik Hasek
November 4, 2003	DAL 0 @ NYR 3	Jussi Markkanen
November 15, 2003	DAL 0 @ COL 3	David Aebischer
December 4, 2003	DAL 0 @ LAK 3	Roman Cechmanek
December 7, 2003	DAL 0 @ ANA 4	Martin Gerber
December 19, 2003	DAL 0 @ FLA 1	Roberto Luongo
January 2, 2004	DAL 0 vs. PHX 6	Brian Boucher
January 20, 2004	DAL 0 @ EDM 3	Tommy Solo
March 9, 2004	DAL 0 @ PIT 4	Jean-Sebastien Aubin
March 13, 2004	DAL 0 @ DET 3	Manny Legace
March 9, 2006	DAL 0 @ CGY 1	Miikka Kiprusoff
April 1, 2006	DAL 0 @ LAK 1	Mathieu Garon
October 17, 2006	DAL 0 @ SJS 2	Evgeni Nabokov
November 15, 2006	DAL 0 vs. NYI 3	Rick DiPietro
December 8, 2006	DAL 0 vs. EDM 2	Dwayne Roloson
February 3, 2007	DAL 0 @ STL 2	Manny Legace
March 4, 2007	DAL 0 vs. SJS 4	Evgeni Nabokov
November 2, 2007	DAL 0 vs. PHX 5	Mikael Tellqvist
December 31, 2007	DAL 0 vs. NSH 1	Dan Ellis
January 5, 2008	DAL 0 vs. DET 3	Dominik Hasek
October 22, 2008	DAL 0 @ NJD 5	Martin Brodeur
December 13, 2008	DAL 0 @ NSH 3	Dan Ellis
January 10, 2009	DAL 0 @ PHX 1 (SO)	Ilya Bryzgalov
February 11, 2009	DAL 0 vs. PHX 1	Ilya Bryzgalov
February 23, 2009	DAL 0 vs. SJS 1	Evgeni Nabokov
March 26, 2009	DAL 0 vs. LAK 1 (SO)	Jonathan Quick
October 16, 2009	DAL 0 vs. BOS 3	Tim Thomas
January 5, 2010	DAL 0 @ NJD 4	Martin Brodeur
January 10, 2010	DAL 0 @ CBJ 2	Mathieu Garon
January 24, 2010	DAL 0 @ COL 4	Craig Anderson
March 25, 2010	DAL 0 @ SJS 3	Evgeni Nabokov
October 23, 2010	DAL 0 vs. NSH 1	Pekka Rinne
November 6, 2010	DAL 0 @ COL 5	Peter Budaj
December 26, 2010	DAL 0 vs. PHX 1	Jason LaBarbera
February 22, 2011	DAL 0 vs. NJD 1	Johan Hedberg
March 31, 2011	DAL 0 @ SJS 6	Antti Niemi
October 22, 2011	DAL 0 @ LAK 1	Jonathan Quick
November 15, 2011	DAL 0 vs. FLA 6	Scott Clemmensen
November 18, 2011	DAL 0 @ COL 3	J.S. Giguere
November 26, 2011	DAL 0 @ PHX 3	Mike Smith
January 16, 2012	DAL 0 @ STL 1	Jaroslav Halak
March 31, 2012	DAL 0 @ SJS 3	Antti Niemi
April 5, 2012	DAL 0 @ NSH 2	Pekka Rinne
January 20, 2013	DAL 0 @ MIN 1	Josh Harding
February 2, 2013	DAL 0 @ PHX 2	Mike Smith
March 12, 2013	DAL 0 vs. NSH 4	Pekka Rinne
April 1, 2013	DAL 0 vs. ANA 4	Viktor Fasth
April 27, 2013	DAL 0 vs. DET 3	Jimmy Howard
January 9, 2014	DAL 0 @ NJD 1	Cory Schneider
December 23, 2014	DAL 0 vs. TOR 4	Jonathan Bernier
March 15, 2015	DAL 0 vs. STL 3	Jake Allen
March 27, 2015	DAL 0 @ EDM 4	Richard Bachman
December 12, 2015	DAL 0 @ STL 3	Jake Allen
October 22, 2016	DAL 0 vs. CBJ 3	Sergei Bobrovsky
October 29, 2016	DAL 0 @ MIN 4	Devan Dubnyk
December 15, 2016	DAL 0 vs. NYR 2	Lundqvist-Raanta
January 10, 2017	DAL 0 @ ANA 2	John Gibson
January 19, 2017	DAL 0 @ NYI 3	Thomas Greiss
March 30, 2017	DAL 0 @ BOS 2	Tuukka Rask
Nov. 22, 2017	DAL 0 @ COL 3	Jonathan Bernier
Dec. 7, 2017	DAL 0 @ STL 3	Jake Allen
Jan. 30, 2018	DAL 0 vs. LAK 0	Darcy Kuemper
Feb. 11, 2018	DAL 0 vs. VAN 6	Jakob Markstrom
Feb. 21, 2018	DAL 0 @ ANA 2	Ryan Miller
March 6, 2018	DAL 0 @ NSH 2	Pekka Rinne

SCORELESS TIES

DATE	SCORE	GOALTENDER
December 30, 1969	MIN 0 @ LAK 0	Fern Rivard
March 13, 1971	MIN 0 @ PIT 0	Cesare Maniago
December 21, 1987	MIN 0 @ TOR 0	Kari Takko
February 23, 1994	DAL 0 @ LAK 0	Andy Moog
March 22, 1998	DAL 0 vs. PIT 0	Ed Belfour
December 21, 1999	DAL 0 @ CGY 0	Ed Belfour

DATE	PLAYER	RESULT	OPP. GOALTENDER
January 10, 1968	Wayne Connelly	MIN 6 vs. PHI 4	Doug Favell
March 2, 1968	Wayne Connelly	MIN 3 vs. MTL 2	Rogie Vachon
November 9, 1968	Danny Grant	MIN 6 vs. DET 4	Crozier (1), Sawchuk (2)
February 23, 1969	Danny Grant	MIN 7 vs. TOR 2	Bruce Gamble
November 8, 1969	Bill Goldsworthy	MIN 5 vs. STL 2	Jacques Plante
December 3, 1969	Ray Cullen	MIN 5 vs. TOR 5	Marv Edwards
January 10, 1970	Danny Grant	MIN 4 vs. LAK 6	Wayne Rutledge
January 29, 1970	Ray Cullen	MIN 5 @ BOS 6	Ed Johnston
March 1, 1970	Bill Collins	MIN 8 vs. TOR 0	Bruce Gamble
March 7, 1970	Bill Collins	MIN 8 @ TOR 3	Edwards (1)-Gamble (2)
October 15, 1970	Walt McKechnie	MIN 4 vs. PIT 2	Al Smith
January 31, 1971	Gord Labossiere	MIN 7 vs. CA 1	Gary Smith
March 16, 1971	Bill Goldsworthy	MIN 7 @ LAK 2	De Jordy (1)-Norris (2)
March 21, 1971	*Bill Goldsworthy	MIN 6 @ VAN 3	Hodge (2)-Wilson (2)
October 23, 1971	Bill Goldsworthy	MIN 5 vs. BUF 1	Dave Dryden
November 6, 1971	Bob Nevin	MIN 5 vs. STL 1	Ernie Wakely
December 1, 1971	Bill Goldsworthy	MIN 4 vs. CA 1	Carter (2)-Meloché (1)
January 27, 1972	Lou Nanne	MIN 6 @ MTL 5	Phil Myre
February 17, 1973	Danny Grant	MIN 5 vs. BOS 2	Ed Johnston
March 7, 1973	Dennis Hextall	MIN 10 vs. PIT 4	Andy Brown
December 11, 1973	(1) Bill Goldsworthy	MIN 6 vs. LAK 3	Rogie Vachon
March 10, 1974	Bill Goldsworthy	MIN 8 vs. STL 1	John Davidson
March 23, 1974	Bill Goldsworthy	MIN 5 vs. PIT 1	Gary Inness
November 13, 1974	Fred Stanfield	MIN 7 vs. DET 4	Doug Grant
January 28, 1976	Pierre Jarry	MIN 9 vs. KC 3	Bill McKenzie
November 27, 1976	Roland Eriksson	MIN 6 vs. WSH 1	Ron Low
December 23, 1977	Roland Eriksson	MIN 7 @ VAN 5	Cesare Maniago
March 28, 1978	*Harvey Bennett	MIN 9 vs. VAN 4	Maniago (3)-Ridley (1)
January 15, 1979	**Tim Young	MIN 8 @ NYR 1	Soetaert (3)-Thomas (2)
March 21, 1979	Mike Fidler	MIN 7 vs. PHI 3	Wayne Stephenson
March 21, 1979	Steve Payne	MIN 7 vs. PHI 3	Wayne Stephenson
October 27, 1979	Steve Payne	MIN 7 vs. NYR 2	Wayne Thomas
December 17, 1979	Al MacAdam	MIN 5 vs. TOR 1	Paul Harrison
December 26, 1979	Steve Payne	MIN 6 vs. WPG 0	Lindsay Middlebrook
March 25, 1980	Bobby Smith	MIN 7 vs. TOR 2	Crha (2)-Ridley (1)
December 23, 1980	Steve Christoff	MIN 6 @ DET 2	Gilbert (2)-1 ENG
January 17, 1981	Bobby Smith	MIN 7 vs. QUE 1	Plasse (2)-Grahame (1)
January 22, 1981	Steve Christoff	MIN 4 @ PHI 5	Pete Peeters
March 22, 1981	*Dino Ciccarelli	MIN 9 vs. DET 3	Gilbert (2)-Lozinski (2)
October 22, 1981	Dino Ciccarelli	MIN 5 vs. STL 5	Gary Edwards
November 11, 1981	*Bobby Smith	MIN 15 vs. WPG 2	Doug Soetaert
November 27, 1981	Dino Ciccarelli	MIN 5 @ WPG 5	Doug Soetaert
December 9, 1981	Dino Ciccarelli	MIN 6 vs. MTL 6	Denis Herron
December 26, 1981	Steve Payne	MIN 6 vs. STL 3	Mike Luit
January 25, 1982	Bobby Smith	MIN 9 @ TOR 2	Michel Larocque
October 16, 1982	Dino Ciccarelli	MIN 8 vs. CGY 4	Tim Bernhardt
November 23, 1982	Neal Broten	MIN 8 @ NYI 8	Smith (2)-Melanson (1)
November 23, 1982	Steve Payne	MIN 8 @ NYI 8	Smith (2)-Melanson (1)
December 2, 1982	*Willi Plett	MIN 6 @ STL 3	Glen Hanlon
March 6, 1983	George Ferguson	MIN 8 vs. LAK 3	Mattsson (2)-Laskoski (1)
March 6, 1983	Steve Payne	MIN 8 vs. LAK 3	Mattsson (1)-Laskoski (2)
March 8, 1983	(1)Tim Young	MIN 5 vs. BUF 1	Phil Myre (2)-1 ENG
November 5, 1983	Dino Ciccarelli	MIN 10 vs. CHI 5	Murray Bannerman
November 9, 1983	Dino Ciccarelli	MIN 5 @ DET 3	Eddie Mio (4)-1 ENG
November 26, 1983	(1) Neal Broten	MIN 7 @ TOR 6	Mike Palmateer
January 27, 1984	Dino Ciccarelli	MIN 10 @ STL 8	Michel Larocque (9)-1 ENG
March 5, 1984	Tom McCarthy	MIN 5 vs. DET 1	Corrado Micallef
March 12, 1984	Tom McCarthy	MIN 7 vs. MTL 6	Rick Wamsley
January 3, 1985	Keith Acton	MIN 8 @ LAK 3	Bob Janecyk
January 3, 1985	Tom McCarthy	MIN 8 @ LAK 3	Bob Janecyk
November 17, 1985	(1) Neal Broten	MIN 5 @ CHI 5	Murray Bannerman
December 3, 1985	Tony McKegney	MIN 9 vs. CHI 2	Murray Bannerman

DATE	PLAYER	RESULT	OPP. GOALIE
December 11, 1985	*Brian Bellows	MIN 10 @ DET 2	Greg Stefan
December 11, 1985	Scott Bjuggstad	MIN 10 @ DET 2	Greg Stefan
December 22, 1985	Scott Bjuggstad	MIN 8 @ NJD 3	Glen Resch
February 3, 1986	Neal Broten	MIN 8 vs. TOR 7	Don Edwards
February 19, 1986	Brian Lawton	MIN 6 @ CHI 5	Murray Bannerman
March 3, 1986	Dino Ciccarelli	MIN 8 @ DET 5	Mark LaForest
March 17, 1986	Dino Ciccarelli	MIN 6 vs. STL 5	Rick Wamsley
March 19, 1986	Scott Bjuggstad	MIN 6 @ CGY 5	Lemelin (2)-Vernon (1)
March 29, 1986	Dino Ciccarelli	MIN 5 @ DET 4	Ed Mio
November 1, 1986	Craig Hartsburg	MIN 5 vs. CHI 6	Bob Sauve
November 26, 1986	Dino Ciccarelli	MIN 5 vs. CHI 2	Bob Sauve
December 28, 1986	(T) Neal Broten	MIN 4 @ WPG 5	Eldon Reddick
March 15, 1987	Brian Lawton	MIN 4 @ CHI 2	Murray Bannerman
December 30, 1987	Brian Bellows	MIN 6 @ CHI 4	Darren Pang
February 6, 1988	Brian MacLellan	MIN 8 vs. WPG 8	Daniel Berthiaume
November 14, 1988	Dave Gagner	MIN 5 @ TOR 4	Ken Wregget
November 14, 1988	Dino Ciccarelli	MIN 7 vs. VAN 6	Kirk McLean
November 25, 1988	Brian Bellows	MIN 5 vs. TOR 3	Ken Wregget
December 31, 1988	Dino Ciccarelli	MIN 6 vs. STL 2	Greg Milten
January 21, 1989	Dave Gagner	MIN 6 @ NYI 8	Kelly Hrudey
March 16, 1989	(T) Don Barber	MIN 6 vs. CHI 1	Alain Chevrier
December 3, 1989	Mike Gartner	MIN 5 @ VAN 6	Kirk McLean
January 4, 1990	Brian Bellows	MIN 8 vs. NYR 2	John Vanbiesbrouck
February 15, 1990	Mike Gartner	MIN 6 vs. LAK 3	Mario Gosselin
March 17, 1990	Mike Modano	MIN 6 @ PIT 2	Alan Chevrier
March 24, 1990	Neal Broten	MIN 7 @ BOS 6	Moog (1)-Lemelin (2)
November 23, 1990	Brian Bellows	MIN 6 vs. VAN 4	Kirk McLean
December 23, 1990	Dave Gagner	MIN 5 @ HFD 2	Daryl Reaugh
March 9, 1991	Ulf Dahlen	MIN 6 vs. DET 2	Allen Bester
November 6, 1991	Brian Bellows	MIN 3 @ TOR 4	Grant Fuhr
December 31, 1991	*Brian Bellows	MIN 6 vs. CHI 2	Belfour (2)-Waite (2)
January 7, 1993	Ulf Dahlen	MIN 6 @ PIT 3	Tom Barrasoo
January 21, 1993	Russ Courtnall	MIN 7 vs. OTT 2	Peter Sidorkiewicz
February 21, 1994	Mike Modano	DAL 6 @ SJS 3	Jimmy Waite
April 12, 1994	*Dave Gagner	DAL 9 vs. STL 5	Curtis Joseph
April 22, 1995	Todd Harvey	DAL 6 vs. TOR 4	Felix Potvin
January 24, 1996	Kevin Hatcher	DAL 5 @ EDM 3	Curtis Joseph
February 16, 1996	*Mike Modano	DAL 6 vs. EDM 1	Curtis Joseph
January 8, 1997	Dave Reid	DAL 4 vs. DET 3	Chris Osgood
October 10, 1997	Mike Modano	DAL 7 vs. CHI 0	Chris Terreri
November 5, 1997	Joe Nieuwendyk	DAL 5 @ PIT 2	Wregget (2)-Skudra (1)
January 3, 1998	Darryl Sydor	DAL 6 @ CAR 1	Pat Jablonski
March 13, 1998	*Joe Nieuwendyk	DAL 6 vs. ANA 3	Shtalenkov (3)-Askey (1)
March 20, 1998	Pat Verbeek	DAL 6 vs. CAR 1	Kidd (2)-McLean (1)
December 23, 1998	Mike Modano	DAL 5 @ TOR 1	Curtis Joseph
February 19, 1999	Mike Modano	DAL 5 vs. CHI 1	Fitzpatrick (2)-Thibault (1)
February 23, 1999	Mike Modano	DAL 4 @ NSH 3	Mike Dunham
December 31, 2000	Joe Nieuwendyk	DAL 6 vs. NYR 1	Mike Richter
January 17, 2001	Jere Lehtinen	DAL 4 vs. NSH 3	Tomas Vokoun
March 18, 2001	(T) Brett Hull	DAL 5 vs. OTT 1	Patrick Lalime
March 21, 2001	*Brett Hull	DAL 8 vs. ANA 0	Giguere (3)-Naumenko (1)
December 4, 2002	Jason Arnott	DAL 5 vs. MTL 1	Jose Theodore
January 7, 2003	Jere Lehtinen	DAL 7 vs. LAK 4	Storr (1)-Potvin (2)
October 29, 2003	Bill Guerin	DAL 4 vs. CGY 3	Dany Sabourin
November 2, 2003	Bill Guerin	DAL 7 vs. NSH 3	Tomas Vokoun
January 31, 2004	Brenden Morrow	DAL 5 @ PHX 4	Sean Burke
February 20, 2004	Jason Arnott	DAL 5 vs. COL 1	David Aebischer
March 3, 2004	Bill Guerin	DAL 4 vs. CBJ 2	Marc Denis
November 4, 2005	Stu Barnes	DAL 9 vs. CHI 1	Khabibulin (1)-Anderson (2)
November 16, 2005	Jason Arnott	DAL 4 @ ANA 2	Ilya Bryzgalov
February 9, 2006	Niko Kapanen	DAL 5 @ PHX 1	Curtis Joseph
November 24, 2006	Philippe Boucher	DAL 5 vs. LAK 3	Mathieu Garon

HAT TRICKS // DALLAS STARS HOCKEY CLUB

DATE	PLAYER	RESULT	OPP. GOALTENDER
November 16, 2007	*Jussi Jokinen	DAL 6 vs. COL 1	Jose Theodore
February 28, 2008	Niklas Hagman	DAL 7 vs. CHI 4	Latime (2)-Crawford (1)
October 15, 2008	Fabian Brunstrom	DAL 6 vs. NSH 4	Dan Ellis
November 7, 2008	Mark Parrish	DAL 5 @ ANA 2	J.S. Giguere
December 18, 2008	Loui Eriksson	DAL 6 vs. CBJ 5	Pascal LeClaire
December 23, 2008	James Neal	DAL 8 @ TOR 2	Toskala (2)-Joseph (1)
January 21, 2009	(T)Mike Ribeiro	DAL 4 @ FLA 1	Tomas Vokoun
December 31, 2009	Loui Eriksson	DAL 5 vs. ANA 2	Jonas Hiller
March 31, 2010	Steve Ott	DAL 5 vs. SJS 1	Evgeni Nabokov
November 14, 2013	*Tyler Seguin	DAL 7 @ CGY 3	Berra (2)-Ramo (2)
December 7, 2013	(T)Tyler Seguin	DAL 5 vs. PHI 1	Steve Mason
March 6, 2014	Tyler Seguin	DAL 6 vs. VAN 1	Lack (2)-Markstrom (1)
October 14, 2014	Tyler Seguin	DAL 4 @ CBJ 2	Sergei Bobrovsky
November 8, 2014	Tyler Seguin	DAL 3 vs. SJS 5	Alex Stalock
February 17, 2015	Jamie Benn	DAL 4 @ STL 1	Elliott (2)-Allen (1)
April 11, 2015	Jamie Benn	DAL 4 vs. NSH 1	Carter Hutton
October 13, 2015	Jason Spezza	DAL 4 vs. EDM 2	Anders Nilsson
November 3, 2015	Tyler Seguin	DAL 5 @ BOS 3	Tuukka Rask
February 11, 2016	Patrick Eaves	DAL 4 @ CHI 2	Corey Crawford
April 9, 2016	(T)Jason Spezza	DAL 3 vs. NSH 2	Carter Hutton
February 18, 2017	Antoine Roussel	DAL 4 vs. TB 3	Andrei Vasilevskiy
March 24, 2017	Adam Cracknell	DAL 6 vs. SJS 1	Aaron Dell
Nov. 24, 2017	Tyler Seguin	DAL 6 vs. CGY 4	Mike Smith
Nov. 28, 2017	(T)Radek Faksa	DAL 3 @ VGK 0	Malcolm Subban
April 3, 2018	Jamie Benn	DAL 4 @ SJS 2	Martin Jones
April 7, 2018	Jamie Benn	DAL 4 @ LAK 2	Jonathan Quick

(T) Denotes Natural Hat Trick

* Denotes Four Goals Scored



DATE	GOAL SCORER	TIME	RESULT	GOALTENDER
November 19, 1983	Brian Bellows	2:53	8-7 W vs. WPG	Brian Hayward
November 26, 1983	Neal Broten	1:42	7-6 W @ TOR	Mike Palmateer
January 12, 1984	Tom McCarthy	0:35	5-4 W vs. TOR	Allan Bester
March 12, 1984	Tom McCarthy	0:10	7-6 W vs. MTL	Rick Wamsley
March 26, 1984	Brian Lawton	2:41	4-3 W vs. STL	Rick Heinz
November 23, 1984	Craig Hartsburg	3:35	5-4 W vs. NJD	Glenn Resch
November 9, 1985	Scott Bjuggstad	2:04	4-3 W vs. NYR	Ron Scott
February 6, 1986	Bob Rouse	4:15	8-7 W vs. TOR	Don Edwards
February 10, 1986	Curt Giles	2:03	4-3 W @ MTL	Doug Siettaert
March 17, 1986	Dino Ciccarelli	4:35	6-5 W vs. STL	Rick Wamsley
December 18, 1986	Neal Broten	2:10	6-5 W @ TOR	Ken Wregget
January 8, 1987	Brian Bellows	1:05	5-4 W vs. BUF	Jacques Cloutier
December 1, 1987	Brian Bellows	1:20	3-2 W vs. TOR	Ken Wregget
November 11, 1989	Brian Bellows	3:39	3-2 W vs. CGY	Mike Vernon
November 15, 1989	Clark Donatelli	1:35	2-1 W @ NJL	Sean Burke
December 31, 1989	Dave Gagner	1:14	2-1 W vs. STL	Vincent Riendeau
October 21, 1993	Brent Gilchrist	2:56	6-5 W @ OTT	Craig Billington
November 29, 1993	Dave Gagner	2:26	6-5 W @ EDM	Bill Ranford
December 22, 1993	Dean Evason	3:20	3-2 W @ ANA	Ron Tugnutt
January 27, 1994	Dave Gagner	3:36	3-2 W @ VAN	Kirk McLean
March 8, 1994	Neal Broten	2:43	4-3 W @ PHI	Dominic Roussel
March 20, 1994	Paul Broten	0:13	2-1 W vs. VAN	Kay Whitmore
April 9, 1996	Richard Matvichuk	1:53	4-3 W @ CGY	Trevor Kidd
December 18, 1996	Mike Modano	0:27	3-2 W @ CHI	Jeff Hackett
February 8, 1997	Pat Verbeek	3:50	5-4 W @ PHX	Nikolai Khabibulin
February 9, 1997	Neal Broten	4:16	2-1 W vs. LAK	Stephane Fiset
February 14, 1997	Mike Kennedy	2:03	4-3 W vs. DET	Mike Vernon
October 14, 1997	Dave Reid	1:17	5-4 W vs. CGY	Dwayne Roloson
December 20, 1998	Sergei Zubov	1:07	2-1 W @ EDM	Curtis Joseph
January 5, 1998	Jere Lehtinen	0:34	4-3 W @ NJL	Martin Brodeur
January 14, 1998	Grant Marshall	0:57	2-1 W @ STL	Grant Fuhr
April 8, 1998	Jamie Langenbrunner	3:28	2-1 W vs. WSH	Olaf Kolzig
January 1, 1999	Brett Hull	0:37	2-1 W @ PHX	Nikolai Khabibulin
March 4, 1999	Joe Nieuwendyk	4:12	3-2 W @ NYI	Tommy Salo
March 21, 1999	Mike Modano	0:44	3-2 W vs. CAR	Arturs Irbe
October 22, 1999	Sergei Zubov	0:32	2-1 W vs. NJD	Martin Brodeur
November 24, 1999	Richard Matvichuk	2:55	3-2 W vs. LAK	Marcel Cosineau
December 29, 1999	Jamie Langenbrunner	3:17	4-3 W vs. NYR	Kirk McLean
January 17, 2001	Brett Hull	1:41	4-3 W vs. NSH	Tomas Vokoun
January 19, 2001	Darryl Sydor	0:42	6-5 W vs. PIT	Garth Snow
February 16, 2001	Derian Hatcher	1:35	3-2 W vs. ANA	J.S. Giguere
February 23, 2001	Joe Nieuwendyk	1:00	5-4 W vs. BOS	Peter Skudry
March 10, 2001	Brad Lukowich	1:47	3-2 W vs. COL	Patrick Roy
April 7, 2001	Mike Modano	2:10	5-4 W @ SJS	Evgeni Nabokov
November 17, 2001	Richard Matvichuk	0:50	3-2 W @ SJS	Evgeni Nabokov
February 28, 2002	Mike Modano	4:59	4-3 W @ VAN	Dan Cloutier
March 6, 2002	Brenden Morrow	3:53	3-2 W vs. LAK	Felix Potvin
October 28, 2002	Mike Modano	0:37	4-3 W @ EDM	Jussi Markkanen
November 17, 2002	Pierre Turgeon	3:19	3-2 W vs. CBJ	Marc Denis
January 9, 2003	Pierre Turgeon	4:43	4-3 W vs. CHI	Jocelyn Thibault
February 11, 2003	Sergei Zubov	4:59	2-1 W vs. CAR	Kevin Weekes
March 19, 2003	Mike Modano	2:24	5-4 W @ ATL	Pasi Nurminen
October 29, 2003	Jason Arnott	0:17	4-3 W @ CGY	Dany Sabourin
February 29, 2004	Bill Guerin	0:55	5-4 W vs. EDM	Tommy Salo
March 24, 2004	Bill Guerin	3:11	4-3 W @ EDM	Ty Conklin
October 13, 2005	Philippe Boucher	4:05	3-2 W @ CGY	Miikka Kiprusoff
January 30, 2006	Jason Arnott	4:24	3-2 W vs. SJS	Evgeni Nabokov
April 15, 2006	Trevor Daley	4:26	4-3 W vs. MIN	Manny Fernandez
October 4, 2006	Darryl Sydor	2:07	3-2 W @ COL	Jose Theodore
December 9, 2006	Jere Lehtinen	4:55	4-3 W @ PHX	Mikael Tellqvist
February 25, 2007	Jere Lehtinen	4:17	2-1 W vs. VAN	Roberto Luongo
February 27, 2007	Ladislav Nagy	1:35	2-1 W @ TBL	Johan Holmqvist
March 11, 2007	Mike Modano	0:35	4-3 W vs. LAK	Sean Burke
March 18, 2007	Mike Ribeiro	4:19	5-4 W vs. PHX	Mikael Tellqvist
November 26, 2007	Mike Modano	0:35	3-2 W @ NYI	Rick DiPietro
December 10, 2007	Brenden Morrow	4:00	5-4 W vs. EDM	Mathieu Garon
December 21, 2007	Mike Ribeiro	0:57	3-2 W @ CGY	Miikka Kiprusoff
December 16, 2008	Loui Eriksson	3:39	2-1 W vs. PHX	Ilya Bryzgalov
December 27, 2008	Mike Modano	3:34	4-3 W vs. ANA	J.S. Giguere
January 12, 2009	Trevor Daley	1:51	5-4 W vs. DET	Chris Osgood
March 14, 2009	Nicklas Grossman	2:23	3-2 W vs. MIN	Niklas Backstrom
April 4, 2009	Trevor Daley	0:16	5-4 W vs. STL	Chris Mason

OVERTIME GOALS // DALLAS STARS HOCKEY CLUB

DATE	GOAL SCORER	TIME	RESULT	GOALTENDER
October 28, 2009	James Neal	2:57	4-3 W vs. TOR	Jonas Gustavsson
November 28, 2009	Tom Wandell	2:12	4-3 W vs. TBL	Mike Smith
October 8, 2010	Loui Eriksson	1:36	4-3 W vs. NJD	Martin Brodeur
November 18, 2010	Mike Ribeiro	2:52	5-4 W vs. SJS	Antti Niemi
December 4, 2010	Stephane Robidas	3:37	4-3 W vs. MIN	Jose Theodore
December 19, 2010	Loui Eriksson	4:18	4-3 W @ DET	Chris Osgood
March 7, 2011	Brenden Morrow	0:38	4-3 W @ LAK	Jonathan Bernier
November 4, 2011	Loui Eriksson	3:55	7-6 W vs. COL	Semyon Varlamov
November 23, 2011	Steve Ott	2:56	3-2 W vs. LAK	Jonathan Quick
February 16, 2012	Mike Ribeiro	2:01	3-2 W vs. CGY	Mikikka Kiprusoff
February 26, 2012	Loui Eriksson	3:52	3-2 W vs. VAN	Roberto Luongo
February 6, 2013	Jaromir Jagr	1:46	3-2 W @ EDM	Devan Dubnyk
February 26, 2013	Loui Eriksson	3:03	5-4 W @ CBJ	Sergei Bobrovsky
November 7, 2013	Rich Peverley	4:41	4-3 W @ DET	Jimmy Howard
March 11, 2013	Jamie Benn	3:42	3-2 W @ STL	Ryan Miller
February 8, 2015	Ales Hemsky	1:02	3-2 W @ NYR	Cam Talbot
March 3, 2015	Cody Eakin	2:18	3-2 W vs. NYI	Jaroslav Halak
March 28, 2015	John Klingberg	4:13	3-2 W @ VAN	Eddie Lack
April 4, 2015	Cody Eakin (Penalty Shot)	4:04	4-3 W @ NSH	Pekka Rinne
October 29, 2015	Jamie Benn	2:28	4-3 W vs. VAN	Ryan Miller
November 14, 2015	John Klingberg	3:18	3-2 W vs. MIN	Devan Dubnyk
November 28, 2015	Tyler Seguin	3:57	4-3 W @ MIN	Darcy Kuemper
February 4, 2016	John Klingberg	0:35	4-3 W @ COL	Calvin Pickard
February 9, 2016	John Klingberg	2:39	4-3 W @ MIN	Darcy Kuemper
February 15, 2016	Mattias Janmark	3:49	3-2 W @ NSH	Carter Hutton
Nov. 21, 2016	Jamie Benn	1:23	3-2 W vs. MIN	Darcy Kuemper
Dec. 23, 2016	Esa Lindell	1:07	3-2 W vs. LAK	Jeff Zatkoff
Feb. 18, 2017	Jamie Benn	3:47	4-3 W vs. TBL	Andrei Vasilevskiy
March 26, 2017	Tyler Seguin	0:20	2-1 W @ NJD	Keith Kinkaid
April 4, 2017	Julius Honka	3:45	3-2 W vs. ARI	Mike Smith
Oct. 30, 2017	Alexander Radulov	2:32	2-1 W @ VAN	Jakob Markstrom
Nov. 30, 2017	Mattias Janmark	0:51	4-3 W @ CHI	Corey Crawford
Jan. 15, 2018	Tyler Seguin	2:59	3-2 W @ BOS	Anton Khudobin
March 3, 2018	Jamie Benn	3:04	3-2 W vs. STL	Carter Hutton
March 27, 2018	Alexander Radulov	0:40	3-2 W vs. PHI	Petr Mrazek

OVERTIME GOALS AGAINST

DATE	GOAL SCORER	TIME	RESULT	GOALTENDER
October 9, 1983	Jari Kurri	3:50	4-3 L @ EDM	Gilles Meloche
October 20, 1983	Doug Wickenheiser	1:35	5-4 L vs. MTL	Gilles Meloche
February 17, 1984	Dave Andreychuk	1:31	5-4 L @ BUF	Don Beaupre
October 11, 1984	Miroslav Frycer	1:51	1-0 L vs. TOR	Don Beaupre
December 23, 1984	Ken Linesman	2:15	4-3 L @ BOS	Gilles Meloche
December 19, 1985	Dan Frawley	0:38	4-3 L vs. PIT	Jon Casey
March 21, 1986	Jari Kurri	1:36	5-4 L @ EDM	Don Beaupre
December 23, 1986	Rick Vaive	4:40	4-3 L vs. TOR	Kari Takko
February 4, 1987	Randy Gregg	2:12	6-5 L vs. EDM	Don Beaupre
November 25, 1987	Rick Meagher	1:19	4-3 L vs. STL	Don Beaupre
December 26, 1987	Laurie Boschman	3:09	5-4 L @ WPG	Jon Casey
January 2, 1989	Esa Tikkanen	3:10	3-2 L vs. EDM	Jon Casey
November 2, 1989	Doug Wilson	0:18	4-3 L @ CHI	Kari Takko
January 31, 1990	John Tucker	0:35	4-3 L vs. WSH	Daniel Berthiaume
February 3, 1990	Mike Bullard	4:51	7-6 L @ PHI	Jon Casey
February 13, 1990	Rick Meagher	4:49	2-1 L vs. STL	Jon Casey
November 10, 1990	Randy Cunneynworth	0:49	3-2 L vs. HFD	Jon Casey
December 6, 1990	Rob Ramage	2:57	2-1 L vs. TOR	Jon Casey
March 16, 1991	Michel Petit	2:44	4-3 L @ TOR	Brian Hayward
February 5, 1992	Wendel Clark	0:18	3-2 L @ TOR	Jon Casey
February 29, 1992	Adam Burt	4:58	5-4 L vs. HRD	Jon Casey
October 30, 1993	Dave Archibald	4:40	5-4 L vs. OTT	Andy Moog
January 4, 1994	Dirk Graham	3:46	2-1 L vs. CHI	Andy Moog
January 13, 1994	Glenn Anderson	4:46	4-3 L @ TOR	Darcy Wakaluk
February 18, 1995	Theoren Fleury	4:34	3-2 L @ CGY	Andy Moog
November 1, 1996	Jeff Shantz	1:48	3-2 L vs. CHI	Andy Moog
November 22, 1996	Jody Hull	4:55	2-1 L vs. FLA	Andy Moog
February 2, 1997	Vyacheslav Kozlov	1:20	4-3 L @ DET	Andy Moog
January 11, 1998	Joe Sacco	3:38	2-1 L @ ANA	Ed Belfour
March 17, 1999	Brian Bellows	0:35	2-1 L @ WSH	Ed Belfour
January 12, 2000	Jason Wiemer	2:03	2-1 L @ CGY	Manny Fernandez
February 25, 2000	Doug Gilmour	1:11	4-3 L vs. CHI	Ed Belfour
March 10, 2000	Olli Jokinen	3:32	4-3 L vs. NYI	Manny Fernandez
March 26, 2000	Milan Hejduk	3:17	2-1 L vs. COL	Ed Belfour

DATE	GOAL SCORER	TIME	RESULT	GOALTENDER
April 2, 2000	Shjon Podein	4:13	3-2 L @ COL	Ed Belfour
October 28, 2000	Al MacInnis	0:15	4-3 L @ STL	Ed Belfour
February 25, 2001	Todd Marchant	0:31	3-2 L @ EDM	Ed Belfour
October 13, 2001	Craig Conroy	4:20	4-3 L vs. CGY	Ed Belfour
October 28, 2001	Michael Peca	3:25	3-2 L @ NYI	Marty Turco
October 31, 2001	Brett Hull	0:48	4-3 L vs. DET	Ed Belfour
December 28, 2001	Ken Klee	2:03	3-2 L vs. WSH	Ed Belfour
April 3, 2002	Pavol Pemitra	2:29	2-1 L vs. STL	Ed Belfour
October 30, 2002	Valeri Bure	3:21	3-2 L vs. FLA	Marty Turco
February 27, 2003	Magnus Arvedson	1:24	3-2 L @ OTT	Ron Tugnutt
March 21, 2003	Wes Waltz	1:30	3-2 L vs. MIN	Ron Tugnutt
March 27, 2003	Shean Donovan	2:51	2-1 L @ CGY	Marty Turco
March 27, 2004	Brendan Morrison	0:40	3-2 L @ VAN	Ron Tugnutt
March 28, 2004	Wayne Primeau	2:57	2-1 L @ SJ	Ron Tugnutt
October 26, 2005	Patrick Marleau	3:20	5-4 L vs. SJ	Marty Turco
January 2, 2006	Mattias Norstrom	2:29	3-2 L @ LAK	Marty Turco
February 4, 2006	Barrett Jackman	2:16	4-3 L @ STL	Marty Turco
April 3, 2006	Joe Thornton	4:39	3-2 L vs. SJ	Marty Turco
April 18, 2006	Sergei Federov	0:35	5-4 L @ CBJ	Johan Hedberg
March 1, 2007	Olli Jokinen	2:11	2-1 L @ FLA	Mike Smith
March 23, 2007	Scott Niedermayer	2:28	3-2 L @ ANA	Marty Turco
April 5, 2007	Rick Nash	1:04	2-1 L @ CBJ	Mike Smith
October 12, 2007	Matthew Lombardi	3:20	3-2 L vs. CGY	Marty Turco
October 13, 2007	Jason Williams	0:43	2-1 L @ CHI	Tobias Stephan
November 10, 2007	Anze Kopitar	2:34	6-5 L @ LAK	Marty Turco
March 27, 2008	Joe Thornton	2:58	3-2 L @ SJS	Marty Turco
October 10, 2008	Rick Nash	4:39	5-4 L vs. CBJ	Marty Turco
October 25, 2008	Alexander Semin	2:17	6-5 L vs. WSH	Marty Turco
December 20, 2008	Jason Smith	3:30	5-4 L @ OTT	Marty Turco
March 5, 2009	Michal Handzus	1:31	5-4 L @ LAK	Marty Turco
March 30, 2009	Petr Prucha	0:53	6-5 L @ PHX	Tobias Stephan
October 22, 2009	Michal Handzus	0:55	5-4 L @ LAK	Alex Auld
November 4, 2009	Jarome Iginla	1:25	3-2 L vs. CGY	Marty Turco
December 8, 2009	Saku Koivu	4:13	4-3 L @ ANA	Marty Turco
December 17, 2009	Rich Peverley	1:16	6-5 L @ ATL	Marty Turco
December 16, 2010	Logan Couture	1:20	4-3 L vs. SJS	Kari Lehtonen
February 9, 2011	Radim Vrbata	1:13	3-2 L vs. PHX	Kari Lehtonen
March 4, 2011	Lubomir Visnovsky	4:56	4-3 L @ ANA	Kari Lehtonen
March 23, 2011	Cam Fowler	1:42	4-3 L vs. ANA	Kari Lehtonen
February 18, 2012	Radim Vrbata	1:15	2-1 L @ PHX	Kari Lehtonen
January 24, 2013	Marian Hossa	1:41	3-2 L vs. CHI	Kari Lehtonen
February 25, 2013	Roman Josi	0:28	5-4 L @ NSH	Cristopher Nilstorp
April 21, 2013	Jeff Carter	4:08	4-3 L @ LAK	Kari Lehtonen
November 1, 2013	Paul Stastny	3:36	3-2 L vs. COL	Kari Lehtonen
December 5, 2013	Trevor Smith	4:18	3-2 L @ TOR	Kari Lehtonen
December 29, 2013	Kevin Shattenkirk	4:49	3-2 L vs. STL	Kari Lehtonen
January 18, 2014	Nate Prosser	2:42	3-2 L @ MIN	Kari Lehtonen
January 30, 2014	Patrik Elias	0:40	3-2 L vs. NJD	Kari Lehtonen
February 5, 2014	Tommy Wingels	1:52	2-1 L @ SJS	Kari Lehtonen
October 18, 2014	Claude Giroux	2:49	6-5 L vs. PHI	Kari Lehtonen
October 28, 2014	Vladimir Tarasenko (PPG)	1:28	4-3 L vs. STL	Kari Lehtonen
October 31, 2014	Nate Thompson	2:30	2-1 L vs. ANA	Kari Lehtonen
November 28, 2014	Marco Scandella	2:04	5-4 L vs. MIN	Kari Lehtonen
January 4, 2015	Patrick Sharp	1:17	5-4 L @ CHI	Kari Lehtonen
January 8, 2015	Shea Weber	0:17	3-2 L @ NSH	Kari Lehtonen
February 21, 2015	Niklas Kronwall	0:36	7-6 L vs. DET	Kari Lehtonen
December 4, 2015	Jordan Eberle	0:45	2-1 L @ EDM	Antti Niemi
January 2, 2016	John Moore	1:47	3-2 L @ NJD	Antti Niemi
January 16, 2016	Tomas Hertl	1:12	4-3 L @ SJS	Antti Niemi
February 16, 2016	Kevin Shattenkirk	1:11	2-1 L @ STL	Kari Lehtonen
February 29, 2016	Pavel Datsyuk	2:33	3-2 L vs. DET	Antti Niemi
March 8, 2016	Alex Galchenyuk	1:59	4-3 L @ MTL	Kari Lehtonen
March 12, 2016	Alex Pietrangelo	2:11	5-4 L vs. STL	Antti Niemi
Oct. 20, 2016	Alec Martinez	1:20	4-3 L vs. LAK	Kari Lehtonen
Nov. 1, 2016	Seth Jones	0:46	3-2 L @ CBJ	Antti Niemi
Nov. 6, 2016	Marian Hossa	4:31	4-3 L @ CHI	Kari Lehtonen
Nov. 13, 2016	Markus Granlund	1:27	5-4 L @ VAN	Kari Lehtonen
Nov. 15, 2016	Adam Henrique	0:44	2-1 L vs. NJD	Antti Niemi
Nov. 28, 2016	Vladimir Tarasenko	3:24	4-3 L @ STL	Antti Niemi
Dec. 20, 2016	David Perron	1:55	3-2 L vs. STL	Antti Niemi
Jan. 4, 2017	Max Pacioretty	0:19	4-3 L vs. MTL	Kari Lehtonen
Jan. 21, 2017	Jay Beagle	0:19	4-3 L vs. WSH	Kari Lehtonen
Dec. 16, 2017	Shayne Gostisbehere	3:50	2-1 L @ PHI	Ben Bishop
Dec. 19, 2017	Andre Burakovsky	1:51	4-3 L vs. WSH	Ben Bishop
March 1, 2018	Cory Conacher	4:19	5-4 L vs. TBL	Ben Bishop
March 5, 2018	Erik Karlsson	2:41	3-2 L vs. OTT	Kari Lehtonen
March 16, 2018	Mike Hoffman	3:26	3-2 L @ OTT	Ben Bishop

SHOOTOUT HISTORY // DALLAS STARS HOCKEY CLUB

SHOOTOUT HISTORY

SEASON	VS. & DATE	RESULT	SHOOTOUT	DECIDING GOAL	GOALTENDERS
2005-06	@ COL on 11/5	3-2 W	2-0	S. Zubov	M. Turco/P. Budaj
	@ SJS on 11/12	3-2 W	2-0	S. Zubov	M. Turco/E. Nabokov
	vs. CAR on 12/2	5-4 W	2-1	M. Modano	M. Turco/M. Gerber
	vs. ANA on 1/6	4-3 W	2-1	A. Miettinen	J. Hedberg/J.S. Giguere
	@ BOS on 1/14	2-1 W	1-0	J. Jokinen	M. Turco/T. Thomas
	vs. STL on 1/25	4-3 W	2-0	S. Zubov	M. Turco/C. Sanford
	@ COL on 1/26	3-2 W	2-1	J. Jokinen	M. Turco/P. Budaj
	vs. DET on 1/28	2-1 W	3-2	M. Modano	M. Turco/M. Legace
	@ EDM on 3/7	4-3 W	2-0	S. Zubov	M. Turco/M. Morrison
	@ SJS on 3/18	4-3 W	2-1	A. Miettinen	M. Turco/V. Toskala
	vs. CHI on 3/24	3-2 W	0-2	B. Morrow	J. Hedberg/N. Khabibulin
	@ ANA on 3/31	4-5 L	0-2	R. Niedermayer	M. Turco/J.S. Giguere
	@ PHX on 4/8	3-2 W	2-0	J. Jokinen	J. Hedberg/C. Joseph
	05-06 RECORD	12-1	24-6		
2006-07	@ ANA on 10/15	4-3 W	2-1	J. Jokinen	M. Turco/J.S. Giguere
	vs. MIN on 12/2	4-3 W	3-1	J. Jokinen	M. Turco/N. Backstrom
	@ LAK on 12/16	4-3 W	1-0	M. Ribeiro	M. Turco/B. Brust
	@ VAN on 1/3	1-2 L	1-2	R. Kesler	M. Turco/R. Luongo
	@ EDM on 1/4	6-5 W	2-0	S. Zubov	M. Turco/D. Roloson
	@ MIN on 1/20	2-1 W	3-2	S. Barnes	M. Turco/N. Backstrom
	vs. PIT on 1/26	3-4 L	0-1	E. Christensen	M. Turco/M. Fleury
	@ SJS on 1/30	3-2 W	3-2	M. Ribeiro	M. Turco/V. Toskala
	@ MIN on 2/20	1-2 L	0-1	M. Koivu	M. Turco/N. Backstrom
	vs. CBJ on 3/2	2-3 L	0-1	J. Chimera	M. Turco/F. Norrena
	@ PHX on 3/24	4-3 W	1-0	J. Lehtinen	M. Turco/C. Joseph
	@ DET on 3/30	4-3 W	1-0	S. Zubov	M. Smith/D. Hasek
	vs. ANA on 4/6	2-1 W	1-0	L. Nagy	M. Turco/I. Bryzgalov
	06-07 RECORD	9-4	18-11		
2007-08	@ CBJ on 10/17	2-1 W	1-0	J. Jokinen	M. Smith/F. Norrena
	vs. SJS on 11/14	3-4 L	0-2	D. Setoguchi	M. Turco/E. Nabokov
	@ CBJ on 12/2	2-1 W	3-2	N. Hagman	M. Turco/P. Leclaire
	@ EDM on 12/18	2-1 W	1-0	S. Zubov	M. Turco/D. Roloson
	vs. STL on 12/29	5-4 W	1-0	M. Modano	M. Smith/H. Toivonen
	@ LAK on 1/12	3-4 L	2-1	P. O'Sullivan	M. Turco/J. LaBarbera
	vs. VAN on 2/5	3-2 W	2-1	B. Morrow	M. Turco/R. Luongo
	@ ANA on 3/30	2-3 L	1-2	C. Kunitz	M. Turco/J.S. Giguere
	07-08 RECORD:	5-3	11-8		
2008-09	@ LAK on 11/11	2-3 L	1-2	A. Frolov	M. Turco/E. Ersberg
	vs. ANA on 11/22	1-2 L	1-2	R. Getzlaf	M. Turco/J. Hiller
	vs. COL on 12/5	2-1 W	2-1	M. Modano	M. Turco/P. Budaj
	vs. CBJ on 12/18	6-5 W	2-0	B. Richards	M. Turco/P. LeClaire
	@ VAN on 1/4	3-2 W	2-1	J. Neal	M. Turco/J. LaBarbera
	@ PHX on 1/10	0-1 L	2-3	K. Turris	M. Turco/I. Bryzgalov
	vs. BUF on 1/15	4-5 L	1-2	J. Pominville	M. Turco/R. Miller
	vs. LAK on 1/17	3-2 W	1-0	M. Ribeiro	M. Turco/E. Ersberg
	@ CBJ on 2/16	3-2 W	1-0	J. Neal	M. Turco/S. Mason
	vs. LAK on 3/26	0-1 L	1-2	J. Williams	M. Turco/J. Quick
	@ COL on 4/9	3-2 W	4-2	M. Ribeiro	M. Climie/P. Budaj
	@ ANA on 4/10	3-4 L	1-2	T. Selanne	M. Turco/J. Hiller
	08-09 RECORD	6-6	18-17		
2009-10	vs. NSH on 10/3	2-3 L	1-2	M. Santorelli	M. Turco/D. Ellis
	@ EDM on 10/6	4-5 L	0-1	A. Hemsky	M. Turco/N. Khabibulin
	@ VAN on 10/11	3-4 L	0-2	K. Wellwood	M. Turco/R. Luongo
	vs. FLA on 10/30	5-6 L	0-1	R. Olesz	A. Auld/S. Clemmensen
	@ SJS on 11/12	3-2 W	1-0	S. Robidas	M. Turco/E. Nabokov
	vs. STL on 11/25	3-4 L	1-2	B. Boyes	M. Turco/T. Conklin
	vs. EDM on 12/5	2-3 L	1-2	S. Horcoff	M. Turco/J. Deslauriers
	@ SJS on 12/11	3-2 W	2-1	M. Niskanen	M. Turco/E. Nabokov
	@ LAK on 12/12	2-3 L	0-1	M. Handzus	A. Auld/J. Quick
	vs. DET on 1/16	3-2 W	1-0	S. Ott	A. Auld/J. Howard
	vs. CGY on 1/27	4-3 W	1-0	L. Eriksson	A. Auld/M. Kiprusoff
	@ CHI on 2/9	3-4 L	0-1	K. Versteeg	M. Turco/A. Niemi
	@ WSH on 3/8	4-3 W	2-1	L. Eriksson	M. Turco/S. Varlamov
	vs. LAK on 3/12	1-2 L	0-1	J. Stoll	M. Turco/J. Bernier
	vs. PHX on 3/21	2-3 L	1-2	A. Aucoin	M. Turco/J. LaBarbera
	vs. ANA on 4/8	3-2 L	2-0	M. Modano	M. Turco/J. Hiller
	@ MIN on 4/10	4-3 W	1-0	J. Benn	K. Lehtonen/N. Backstrom
	09-10 RECORD	7-10	14-17		

SEASON	VS. & DATE	RESULT	SHOOTOUT	DECIDING GOAL	GOALTENDERS
2010-11	@ NYI on 10/9	5-4 W	1-0	M. Ribeiro	K. Lehtonen/DiPietro
	vs. STL on 10/16	3-2 W	3-1	L. Eriksson	K. Lehtonen/T. Conklin
	vs. COL on 11/20	3-4 L	1-2	K. Porter	K. Lehtonen/P. Budaj
	@ CBJ on 12/6	2-3 L	1-2	K. Wilson	K. Lehtonen/M. Garon
	vs. CAR on 12/10	2-1 W	1-0	B. Richards	K. Lehtonen/C. Ward
	@ SJS on 12/13	3-2 W	2-1	B. Richards	A. Raycroft/A. Niemi
	vs. CGY on 12/23	2-3 L	0-1	A. Tanguay	K. Lehtonen/M. Kiprusoff
	vs. NYR on 1/7	2-3 L	0-1	M. Zuccarello	K. Lehtonen/H. Lundqvist
	vs. CHI on 2/11	4-3 W	3-1	B. Richards	K. Lehtonen/M. Turco
	vs. CGY on 3/9	3-4 L	1-2	C. Glencross	K. Lehtonen/M. Kiprusoff
	vs. PHI on 3/19	2-3 L	1-2	V. Leino	K. Lehtonen/S. Bobrovsky
	@ PHX on 3/29	1-2 L	1-2	R. Whitney	K. Lehtonen/I. Bryzgalov
	10-11 RECORD	5-7	15-15		
2011-12	vs. PHX on 10/10	2-1 W	2-1	M. Ribeiro	K. Lehtonen/M. Smith
	@ PHX on 10/25	3-2 W	2-1	T. Daley	K. Lehtonen/M. Smith
	vs. TOR on 11/25	3-4 L	0-1	J. Lupul	K. Lehtonen/J. Gustavsson
	@ LAK on 1/12	5-4 W	1-0	L. Eriksson	K. Lehtonen/J. Quick
	vs. DET on 1/17	2-3 L	0-1	J. Hudler	R. Bachman/T. Conklin
	vs. MIN on 2/4	2-1 W	2-1	J. Benn	K. Lehtonen/N. Backstrom
	@ BUF on 2/10	2-3 L	1-2	N. Gerbe	K. Lehtonen/R. Miller
	vs. PIT on 2/29	3-4 L	2-3	P. Dupaix	K. Lehtonen/M. Fleury
	@ CGY on 3/4	3-2 W	2-0	L. Eriksson	K. Lehtonen/M. Kiprusoff
	vs. SJS on 3/8	4-3 W	1-0	T. Vincour	K. Lehtonen/A. Niemi
	vs. PHX on 3/20	4-3 W	1-0	M. Ribeiro	K. Lehtonen/M. Smith
	11-12 RECORD	7-4	14-10		
2012-13	vs. PHX on 2/1	4-3 W	2-1	J. Jagr	K. Lehtonen/M. Smith
	@ ANA on 3/14	1-2 L	0-2	B. Ryan	K. Lehtonen/J. Hiller
	@ SJS on 4/7	5-4 W	1-0	Ja. Benn	K. Lehtonen/A. Niemi
	12-13 RECORD	2-1	3-3		
2013-14	vs. SJS on 10/17	4-3 W	1-0	A. Chiasson	D. Ellis/A. Niemi
	vs. WPG on 10/26	1-2 L	0-1	A. Ladd	K. Lehtonen/O. Pavelec
	@ OTT on 11/3	4-3 W	1-0	Ja. Benn	K. Lehtonen/R. Lehner
	@ BOS on 11/5	3-2 W	2-1	R. Peverley	K. Lehtonen/T. Rask
	vs. CHI on 11/29	1-2 L	1-2	B. Smith	K. Lehtonen/C. Crawford
	vs. EDM on 12/1	2-3 L	1-2	D. Perron	K. Lehtonen/D. Dubnyk
	@ SJS on 12/21	2-3 L	0-1	J. Thornton	K. Lehtonen/A. Stalock
	vs. CGY on 3/14	3-4 L	1-2	C. Knight	T. Thomas/J. MacDonald
	vs. NSH on 4/8	3-2 W	2-1	T. Seguin	K. Lehtonen/P. Rinne
	13-14 RECORD	4-5	9-10		
2014-15	vs. CHI on 10/9	2-3 L	0-1	P. Kane	K. Lehtonen/C. Crawford
	@ NJD on 10/24	3-2 W	2-0	J. Spezza	K. Lehtonen/C. Schneider
	@ EDM on 12/21	6-5 W	3-2	S. Horcoff	A. Lindback/B. Scrivens
	vs. COL on 2/3	2-3 L	3-4	M. Talbot	K. Lehtonen/S. Varlamov
	vs. COL on 2/27	4-5 L	0-1	R. O'Reilly	K. Lehtonen/S. Varlamov
	@ FLA on 3/5	4-3 W	1-0	C. Sceviour	J. Enroth/D. Ellis
	vs. CGY on 3/25	2-3 W	1-0	T. Seguin	K. Lehtonen/K. Ramo
	14-15 RECORD	4-3	10-8		
2015-16	vs. VAN on 11/27	3-2 W	1-0	T. Seguin	A. Niemi/R. Miller
	@ CGY on 12/1	3-4 L	1-3	J. Gaudreau	A. Niemi/K. Ramo
	@ STL on 12/26	2-3 L	4-5	D. Backes	A. Niemi/J. Allen
	vs. WPG on 1/7	2-1 W	2-1	P. Sharp	K. Lehtonen/C. Hellebuyck
	15-16 RECORD	2-2	8-9		
2016-17	vs. MIN on 1/24	2-3 L	2-3	C. Stewart	K. Lehtonen/D. Dubnyk
	@ CHI on 3/23	2-3 L	1-2	A. Panarin	K. Lehtonen/C. Crawford
	vs. COL on 4/8	4-3 W	1-0	T. Seguin	K. Lehtonen/J. Smith
	16-17 RECORD	1-2	4-5		
2017-18	@ FLA on 11/14	3-4 L	1-2	V. Trocheck	K. Lehtonen/R. Luongo
	vs. CHI on 12/2	3-2 W	2-0	A. Radulov	B. Bishop/A. Forsberg
	@ NYR on 12/11	2-1 W	2-1	J. Spezza	K. Lehtonen/O. Pavelec
	vs. NSH on 12/23	4-3 W	2-0	A. Radulov	B. Bishop/J. Saros
	vs. PIT on 2/9	4-3 W	1-0	T. Seguin	K. Lehtonen/M. Murray
	@ TOR on 3/14	5-6 L	0-2	T. Bozak	K. Lehtonen/C. McElhinney
	17-18 RECORD	4-2	8-5		

SHOOTOUT HISTORY // DALLAS STARS HOCKEY CLUB

SHOOTER	EFFICIENCY	GDG
Jason Arnott	0 for 1 (0.0%)	0
Stu Barnes	1 for 2 (50.0%)	1
Jamie Benn	13 for 42 (30.9%)	4
Jordie Benn	1 for 5 (20.0%)	0
Fabian Brunnstrom	1 for 4 (25.0%)	0
Alex Chiasson	1 for 5 (20.0%)	1
Erik Cole	0 for 1 (0.0%)	0
Trevor Daley	1 for 3 (33.3%)	1
Cody Eakin	0 for 1 (0.0%)	0
Patrick Eaves	2 for 3 (66.7%)	0
Loui Eriksson	10 for 33 (30.3%)	5
Vernon Fiddler	2 for 6 (33.3%)	1
Matt Fraser	0 for 1 (0.0%)	0
Ryan Garbutt	0 for 1 (0.0%)	0
Alex Goligoski	0 for 1 (0.0%)	0
Bill Guerin	1 for 1 (100%)	0
Niklas Hagman	1 for 4 (25.0%)	1
Ales Hemsky	0 for 4 (0.0%)	0
Shawn Horcoff	1 for 3 (33.3%)	1
Jaromir Jagr	1 for 1 (100.0%)	0
Jussi Jokinen	17 for 29 (58.6)	6
Niko Kapanen	0 for 1 (0.0%)	0
John Klingberg	0 for 3 (0.0%)	0
Jamie Langenbrunner	1 for 2 (50.0%)	0
Jere Lehtinen	4 for 13 (30.8%)	1
Eric Lindros	1 for 1 (100%)	0
Antti Miettinen	3 for 9 (33.3%)	2
Mike Modano	8 for 28 (28.6%)	5
Brenden Morrow	3 for 6 (50.0%)	2
Ladislav Nagy	1 for 2 (50.0%)	1
James Neal	5 for 17 (29.4%)	2
Valeri Nichushkin	0 for 1 (0.0%)	0
Matt Niskanen	1 for 3 (33.3%)	1
Steve Ott	1 for 4 (25.0%)	1
Mark Parrish	0 for 1 (0.0%)	0
Rich Peverley	3 for 4 (75.0%)	1
Alexander Radulov	3 for 6 (50.0)	2
Mike Ribeiro	19 for 53 (35.8%)	6
Brad Richards	12 for 36 (33.3%)	4
Stephane Robidas	1 for 5 (20.0%)	1
Antoine Roussel	1 for 1 (100%)	0
Michael Ryder	1 for 7 (14.3%)	0
Colton Sceviour	2 for 5 (40.0%)	1
Brandon Segal	0 for 1 (0.0%)	0
Tyler Seguin	13 for 24 (54.2%)	6
Sheldon Souray	0 for 1 (0.0%)	0
Patrick Sharp	3 for 5 (60.0%)	1
Jason Spezza	3 for 12 (25.0%)	2
Patrik Stefan	0 for 1 (0.0%)	0
Tomas Vincour	1 for 2 (50.0%)	1
Tom Wandell	0 for 1 (0.0%)	0
Ray Whitney	0 for 5 (0.0%)	0
Jason Williams	0 for 1 (0.0%)	0
Sergei Zubov	13 for 31 (41.9%)	7

ALL-TIME PERCENTAGE

156 for 441 (35.4%)

70

GOALIE	SAVES/SHOTS	RECORD
Alex Auld	13/15 (86.7%)	2-2
Richard Bachman	2/3 (66.6%)	0-1
Ben Bishop	4/4 (100%)	2-0
Matt Climie	1/3 (33.3%)	1-0
Dan Ellis	3/3 (100%)	1-0
Jhonas Enroth	3/3 (100%)	1-0
Johan Hedberg	14/17 (82.4%)	4-0
Kari Lehtonen	113/164 (68.9%)	22-22
Anders Lindback	6/8 (75.0%)	1-0
Antti Niemi	6/14 (42.9%)	1-2
Andrew Raycroft	5/6 (83.3%)	2-0
Mike Smith	9/9 (100%)	3-0
Tim Thomas	2/4 (50.0%)	0-1
Marty Turco	131/188 (69.7%)	28-22
ALL-TIME GOALTENDING	311/440 (70.7%)	68-50



PENALTY SHOTS // DALLAS STARS HOCKEY CLUB

DATE	SHOOTER	OPP TEAM	GOALTENDER	RESULT
November 30, 1967	Dave Balon	@ MTL	Gump Worsley	NG
December 23, 1967	Bill Collins	@ PIT	Les Binkley	NG
January 28, 1968	Wayne Connelly	vs. DET	Roger Crozier	NG
February 11, 1971	Jude Drouin	@ MTL	Rogie Vachon	NG
October 14, 1971	Tom Reid	vs. MTL	Ken Dryden	Goal
October 14, 1973	Ruster Harvey	@ CHI	Tony Esposito	NG
March 8, 1975	Dennis Hextall	@ TOR	Gord McRae	Goal
January 6, 1977	Dean Talafous	@ DET	Ed Giacomin	NG
January 11, 1978	Steve Jensen	vs. TOR	Mike Palmateer	NG
December 6, 1978	Al MacAdam	vs. LAK	Ron Grahame	NG
March 16, 1983	Dino Ciccarelli	vs. PIT	Denis Herron	NG
March 22, 1984	Neal Broten	vs. MTL	Rick Wamsley	NG
November 3, 1984	Scott Bjurgstad	vs. PHI	Pelle Linbergh	NG
October 10, 1985	Bo Berglund	@ DET	Corrado Micalaf	Goal
December 23, 1986	Dennis Maruk	vs. TOR	Allan Bester	NG
December 28, 1986	Kent Nilsson	@ WPG	Eldon Reddick	NG
November 26, 1988	Dino Ciccarelli	@ TOR	Allan Bester	NG
January 21, 1991	Mike Craig	@ WPG	Bob Essensa	NG
March 17, 1992	Ulf Dahlen	vs. BUF	Daren Pappa	NG
March 21, 1992	Chris Dahlquist	@ QUE	Stephane Fiset	NG
April 16, 1992	Todd Elik	@ STL	Curtis Joseph	NG
October 28, 1992	Dave Gagner	@ EDM	Bill Ranford	NG
January 27, 1994	Brent Gilchrist	@ VAN	Kirk McLean	NG
April 1, 1995	Dave Gagner	vs. DET	Chris Osgood	NG
October 7, 1997	Jere Lehtinen	@ BUF	Dominik Hasek	Goal
December 7, 1998	Mike Modano	@ CGY	Tyler Moss	NG
January 22, 2001	Brett Hull	vs. VAN	Felix Potvin	NG
February 18, 2001	Joe Nieuwendyk	vs. DET	Chris Osgood	Goal
October 24, 2001	Mike Modano	vs. PIT	Johan Hedberg	NG
November 6, 2002	Brenden Morrow	vs. VAN	Dan Cloutier	Goal
January 23, 2004	Mike Modano	vs. STL	Chris Osgood	NG
November 30, 2005	Antti Miettinen	vs. SJS	Evgeni Nabokov	Goal
March 7, 2006	Jussi Jokinen	@ EDM	Ty Conklin	Goal
March 16, 2006	Stu Barnes	vs. LAK	Mathieu Garon	NG
October 20, 2006	Niklas Hagman	vs. CHI	Brian Boucher	NG
November 22, 2006	Mike Modano	vs. NSH	Tomas Vokoun	NG
January 28, 2007	Jere Lehtinen	@ ANA	J.S. Giguere	Goal
November 7, 2007	Sergei Zubov	@ SJS	Evgeni Nabokov	NG
January 7, 2008	Mike Ribeiro	vs. MIN	Nicklas Backstrom	NG
November 4, 2009	Brenden Morrow	vs. CGY	Curtis McElhinney	NG
November 3, 2010	Loui Eriksson	vs. PIT	Brent Johnson	Goal
November 12, 2010	Jamie Benn	@ ANA	Jonas Hiller	NG
December 26, 2010	Loui Eriksson	vs. PHX	Jason LaBarbera	NG
December 31, 2010	James Neal	vs. VAN	Cory Schneider	NG
January 5, 2012	Steve Ott	@ NSH	Pekka Rinne	NG
March 22, 2012	Mike Ribeiro	vs. VAN	Cory Schneider	NG
January 24, 2013	Ryan Garbutt	vs. CHI	Corey Crawford	NG
March 18, 2013	Antoine Roussel	vs. CGY	Joey MacDonald	NG
November 5, 2013	Vernon Fiddler	@ BOS	Tuuka Rask	Goal
November 13, 2013	Valeri Nichushkin	@ EDM	Devan Dubnyk	NG
November 29, 2013	Alex Chiasson	vs. CHI	Corey Crawford	NG
December 3, 2013	Antoine Roussel	@ CHI	Corey Crawford	Goal
December 27, 2013	Antoine Roussel	vs. NSH	Carter Hutton	NG
January 2, 2014	Valeri Nichushkin	vs. MTL	Carey Price	Goal
January 21, 2014	Jordie Benn	vs. MIN	Dacy Kuemper	Goal
April 3, 2015	Travis Moen	vs. STL	Brian Elliott	Goal
April 4, 2015	Cody Eakin	@ NSH	Pekka Rinne	Goal
November 2, 2015	Valeri Nichushkin	@ TOR	James Reimer	NG
November 30, 2017	Radek Faksa	@ CHI	Corey Crawford	Goal

TOTALS: 18/59 = 30.5%

DATE	SHOOTER	OPP TEAM	GOALTENDER	RESULT
December 26, 1970	Red Berenson	@ STL	Cesare Maniago	Goal
December 11, 1973	Phil Hoene	vs. LAK	Cesare Maniago	Goal
January 27, 1976	Brian Trottier	@ NYI	Cesare Maniago	NG
February 1, 1976	Greg Polis	@ NYR	Cesare Maniago	NG
March 5, 1978	Andre St. Laurent	@ DET	Cesare Maniago	NG
October 19, 1979	Peter Sullivan	@ WPG	Gary Edwards	NG
January 5, 1980	Bengt Gustafson	vs. WSH	Gilles Meloche	NG
February 2, 1980	Harold Snepstis	vs. VAN	Gilles Meloche	Goal
February 9, 1980	Ross Lonsberry	@ PIT	Gilles Meloche	NG
March 2, 1983	Alain Lemieux	vs. STL	Gilles Meloche	NG
February 16, 1985	Joe Mullen	@ STL	Rollie Melanson	Goal
March 10, 1985	Denis Savard	@ CHI	Rollie Melanson	NG
October 28, 1986	Perry Berezan	vs. CGY	Don Beaupre	Goal
February 14, 1987	Joe Mullen	vs. CGY	Kari Takko	Goal
March 5, 1987	Bob Probert	@ DET	Kari Takko	Goal
December 30, 1987	Troy Murray	@ CHI	Kari Takko	Goal
October 28, 1988	Miroslav Frycer	@ DET	Don Beaupre	NG
February 22, 1989	Steve Larmier	@ CHI	Kari Takko	NG
March 31, 1989	Petr Kilma	@ DET	Jon Casey	NG
October 31, 1991	Bob Errey	@ PIT	Darcy Wakaluk	Goal
January 7, 1992	Dimitri Khristich	@ WAS	Darcy Wakaluk	Goal
February 7, 1992	Dave Andreychuk	@ BUF	Darcy Wakaluk	NG
October 18, 1992	Reggie Savage	@ WAS	Jon Casey	Goal
March 19, 1993	Steve Yzerman	@ DET	Darcy Wakaluk	NG
April 3, 1993	Luc Robitaille	@ LAK	Jon Casey	NG
October 30, 1993	Bob Kudelski	vs. OTT	Darcy Wakaluk	Goal
December 27, 1993	Sergei Federov	vs. DET	Andy Moog	Goal
December 21, 1995	Wendel Clark	vs. NYI	Darcy Wakaluk	NG
March 13, 2000	Radek Dvorak	@ NYR	Manny Fernandez	NG
December 1, 2000	Alex Tanguay	@ COL	Ed Belfour	NG
December 5, 2001	Mike Fisher	vs. OTT	Marty Turco	Goal
December 6, 2002	Mathieu Dandenault	vs. DET	Marty Turco	NG
November 22, 2003	Keith Tkachuk	@ STL	Marty Turco	NG
December 6, 2003	Nils Ekman	@ SJS	Ron Tugnutt	Goal
March 5, 2004	Shean Donovan	vs. CGY	Marty Turco	NG
October 26, 2005	Marcel Goc	vs. SJS	Marty Turco	NG
November 10, 2005	Steve Sullivan	@ NSH	Marty Turco	NG
November 25, 2005	Mike Comrie	vs. PHX	Marty Turco	NG
November 30, 2006	Alexander Ovechkin	@ WAS	Mike Smith	NG
March 18, 2007	Shane Doan	vs. PHX	Marty Turco	NG
December 31, 2007	Scott Nichol	vs. NSH	Marty Turco	NG
January 9, 2008	Patrick Kane	@ CHI	Marty Turco	NG
January 15, 2008	Chris Kunitz	@ ANA	Marty Turco	NG
March 15, 2008	Markus Naslund	vs. VAN	Marty Turco	NG
December 29, 2008	Patrick Marleau	vs. SJS	Marty Turco	NG
November 14, 2009	Shane Doan	@ PHX	Marty Turco	NG
January 5, 2011	Viktor Stalber	@ CHI	Kari Lehtonen	NG
January 17, 2011	Jack Johnson	vs. LAK	Kari Lehtonen	NG
November 11, 2011	Matt Cooke	@ PIT	Kari Lehtonen	Goal
March 6, 2012	Zack Kassian	vs. VAN	Richard Bachman	NG
March 12, 2013	Rich Clune	vs. NSH	Kari Lehtonen	Goal
November 21, 2013	Rick Nash	vs. NYR	Kari Lehtonen	NG
January 4, 2014	Justin Abdelkader	vs. DET	Dan Ellis	NG
March 21, 2015	Brandon Saad	vs. CHI	Kari Lehtonen	NG
March 27, 2015	Andrew Miller	@ EDM	Kari Lehtonen	Goal
October 29, 2015	Alex Burrows	vs. VAN	Antti Niemi	Goal
February 4, 2016	Nathan MacKinnon	@ COL	Antti Niemi	NG
March 24, 2016	Brad Richardson	@ ARI	Kari Lehtonen	NG
October 22, 2016	Cam Atkinson	vs. CBJ	Kari Lehtonen	NG
December 27, 2016	Radim Vrbata	@ ARI	Kari Lehtonen	Goal
February 12, 2017	Craig Smith	vs. NSH	Kari Lehtonen	NG
November 2, 2017	Kyle Connor	@ WPG	Ben Bishop	NG
February 24, 2018	Patrik Laine	vs. WPG	Kari Lehtonen	NG

TOTALS: 41/60 = 68.3% (19 GA)

ALL-TIME ROSTER // DALLAS STARS HOCKEY CLUB

PLAYER	POS	GP	G	A	PTS	+/-	PIM	PPG	SHG	GWG	OTG	S	FROM-TO
Keith Acton	C	343	87	148	235	-38	380	14	6	13	0	663	1983-88
Greg Adams	L	177	60	57	117	13	59	24	1	6	0	344	1994-98
Chris Ahrens	D	52	0	3	3	-26	84	0	0	0	0	26	1973-78
Keith Aldridge	R	4	0	0	0	1	0	0	0	0	0	6	1999-00
Kent-Erik Andersson	R	322	59	68	127	-21	56	7	6	12	0	473	1977-82
Mike Antonovich	C	14	0	2	2	-5	8	0	0	0	0	22	1975-82
Dave Archibald	C	162	28	44	72	-27	46	11	0	5	0	227	1987-90
Jim Archibald	R	16	1	2	3	-4	45	0	0	0	0	20	1984-87
Chuck Arnason	R	1	0	0	0	0	0	0	0	0	0	0	1978-79
Jason Arnett	C	236	79	105	184	44	225	25	1	18	2	507	2001-06
Brent Ashton	L	97	11	17	28	-13	69	0	0	0	0	112	1983-85
Donald Audette	R	20	4	8	12	2	12	3	0	2	0	49	2001-02
Sean Avery	L	23	3	7	10	2	77	0	0	0	0	49	2008-09
Warren Babe	L	21	2	5	7	3	23	0	0	0	0	17	1987-91
John Baby	D	2	0	1	1	-2	0	0	0	0	0	6	1978-79
Helmut Balderis	R	26	3	6	9	0	2	2	0	0	0	30	1989-90
Dave Balon	L	73	15	32	47	-10	84	4	1	2	0	152	1967-68
Don Barber	L	74	23	24	47	3	44	7	0	4	0	152	1988-91
Krys Barch	R	263	10	16	26	-9	578	0	0	3	0	109	2006-12
Bob Barlow	L	77	16	17	33	-4	10	6	1	1	0	164	1969-71
Matthew Barnaby	R	39	1	6	7	5	127	0	0	0	0	22	2006-07
Stu Barnes	C	329	53	67	120	13	136	3	4	13	0	472	2002-08
Dave Barr	R	20	2	5	7	-6	21	0	0	0	0	20	1993-94
Douglas Barrault	R	2	0	0	0	-1	2	0	0	0	0	0	1992-93
Fred Barrett	D	730	23	123	146	-103	663	0	0	2	0	715	1970-83
John Barrett	D	1	0	1	1	-3	2	0	0	0	0	0	1987-88
Bob Bassen	L	117	8	12	20	-5	113	0	0	3	0	99	1995-98
Nolan Baumgartner	D	7	0	2	2	0	0	0	0	0	0	4	2006-07
Norm Beaudin	R	12	0	1	1	-3	0	0	0	0	0	16	1970-71
Steve Begin	L	20	1	1	2	-1	15	0	0	0	0	25	2008-09
Brian Bellows	L	753	342	380	722	-82	537	134	13	40	4	2416	1982-92
Jamie Benn	L	667	254	342	596	37	504	66	12	41	5	1893	2009-
Jordie Benn	D	302	11	60	71	7	119	3	0	2	0	310	2011-17
Harvey Bennett	C	64	11	10	21	-33	91	1	0	0	0	67	1977-78
Perry Berezan	C	132	15	22	37	-5	65	1	3	1	0	164	1988-91
Mike Berger	D	30	3	1	4	-20	67	3	0	0	0	41	1987-89
Bob Bergloff	D	2	0	0	0	-1	5	0	0	0	0	1	1982-83
Bo Berglund	L	36	8	9	17	-3	10	1	0	1	0	44	1984-86
Gary Bergman	D	57	3	23	26	-12	66	1	0	1	0	87	1973-74
Brad Berry	D	78	0	3	3	-1	127	0	0	0	0	55	1991-94
Nick Beverley	D	109	9	31	40	-1	24	0	0	1	0	145	1976-78
Dwight Bialowas	D	116	8	37	45	-17	24	8	0	1	0	171	1974-77
Don Biggs	C	1	0	0	0	0	0	0	0	0	0	0	1984-85
Scott Bjuggstad	L	229	68	58	126	-21	116	18	2	11	1	459	1983-88
James Black	L	23	4	4	8	-4	6	2	0	0	0	26	1992-94
Don Blackburn	L	4	0	0	0	0	4	0	0	0	0	0	1972-73
Rick Boh	C	8	2	1	3	1	4	0	0	0	0	8	1987-88
Leo Boivin	D	97	4	18	22	-21	46	1	0	0	0	159	1968-70
Jim Boo	D	6	0	0	0	-6	22	0	0	0	0	2	1977-78
Nikolai Borschevsky	R	12	1	3	4	-7	6	0	0	1	0	22	1995-96
Jason Botterill	L	21	0	0	0	-3	42	0	0	0	0	10	1997-99
Henry Boucha	C	51	15	14	29	-12	23	1	0	1	0	131	1974-75
Joel Bouchard	D	2	0	0	0	1	2	0	0	0	0	1	1999-00
Philippe Boucher	D	346	52	110	162	72	380	23	2	12	1	768	2002-09
Tyler Bouck	L	48	2	5	7	-3	29	0	0	1	0	41	2000-01
Andre Boudrias	L	127	22	44	66	-33	48	5	0	3	0	270	1967-69
Paul Boutilier	D	10	2	4	6	0	8	0	0	0	0	21	1986-87
Zac Boyer	R	3	0	0	0	0	0	0	0	0	0	4	1994-96
Neil Brady	C	5	0	1	1	-1	21	0	0	0	0	1	1993-94
Per-Olov Brasar	C	167	27	79	106	-9	12	9	2	3	0	334	1977-80
Bob Brooke	R	237	26	51	77	-29	276	2	6	3	0	383	1986-90
Neal Broten	C	992	274	593	867	23	535	64	24	30	4	2177	1980-97
Paul Broten	R	111	19	21	40	11	66	0	0	3	1	143	1993-95
Aaron Broten	C	35	9	9	18	-8	22	0	0	2	0	65	1989-90
Rob Brown	R	1	0	0	0	-1	0	0	0	0	0	1	1993-94
Murray Brumwell	D	22	0	3	3	1	18	0	0	0	0	12	1980-82
Benoit Brunet	L	32	4	9	13	5	8	0	1	1	0	33	2001-02
Fabian Brunnstrom	L	99	19	21	40	-11	18	4	0	5	0	119	2008-10
Valeri Bure	R	13	2	5	7	3	6	0	0	0	0	34	2003-04
Marc Bureau	C	55	6	10	16	-8	54	0	0	0	0	61	1990-92
Adam Burish	R	128	14	19	33	8	167	0	0	2	0	171	2010-12
Charlie Burns	C	268	27	53	80	0	60	0	3	3	0	300	1969-73

DALLAS STARS HOCKEY CLUB // ALL-TIME ROSTER

PLAYER	POS	GP	G	A	PTS	+/-	PIM	PPG	SHG	GWG	OTG	S	FROM-TO
Bill Butters	D	72	1	4	5	-16	77	0	0	0	0	35	1977-79
Petr Buzek	D	4	0	0	0	1	4	0	0	0	0	0	1997-99
Jerry Byers	L	24	0	2	2	-7	6	0	0	0	0	28	1972-74
Terry Caffery	C	8	0	0	0	-2	0	0	0	0	0	1	1970-71
Craig Cameron	R	182	20	18	38	-23	57	2	0	1	0	170	1971-76
Guy Carbonneau	C	364	34	66	100	17	181	0	5	8	0	364	1995-00
Jack Carlson	L	124	18	6	24	-9	264	1	0	1	0	82	1978-87
Jay Caulfield	R	1	0	0	0	0	0	0	0	0	0	0	1987-88
Paul Cavallini	D	126	12	44	56	18	116	6	0	3	0	219	1993-96
Shawn Chambers	D	320	19	78	97	5	254	4	4	3	0	487	1987-00
Bob Charlebois	L	7	1	0	1	-4	0	1	0	0	0	8	1967-68
Mike Chernoff	L	1	0	0	0	0	0	0	0	0	0	0	1968-69
Alex Chiasson	R	86	19	23	42	-18	38	7	0	5	0	157	2012-14
Dan Chicoine	R	25	1	2	3	-10	12	0	0	0	0	25	1978-80
Rick Chinnick	R	4	0	2	2	0	0	0	0	0	0	7	1973-75
Colin Chisholm	D	1	0	0	0	0	0	0	0	0	0	0	1986-87
Ryan Christie	L	5	0	0	0	-1	0	0	0	0	0	1	1999-00
Steve Christoff	C	145	60	49	109	3	91	13	0	4	0	344	1979-82
Shane Churla	R	366	24	36	60	-27	1883	4	0	3	0	283	1988-96
Dino Ciccarelli	R	602	332	319	651	-2	642	130	1	27	1	1956	1980-89
Enrico Ciccone	D	42	0	1	1	0	163	0	0	0	0	15	1991-93
Erik Cole	L	160	40	29	69	-20	44	6	1	4	0	282	2012-15
Tom Colley	C	1	0	0	0	-3	2	0	0	0	0	0	1974-75
Bill Collins	R	220	47	30	77	-37	113	2	7	4	0	423	1967-70
Kevin Connauton	D	44	1	9	10	-2	22	0	0	0	0	66	2013-15
Wayne Connelly	C	129	49	37	86	-60	51	18	0	9	0	450	1967-69
Chris Conner	R	71	7	14	21	-8	20	0	0	1	0	79	2006-09
Joe Contini	C	1	0	0	0	0	0	0	0	0	0	0	1980-81
Bob Cook	R	2	0	1	1	-1	0	0	0	0	0	9	1974-75
Shayne Corson	L	17	5	5	10	12	29	0	1	1	0	21	2003-04
Sylvain Cote	D	28	2	8	10	6	14	0	0	0	0	47	1999-00
Patrick Cote	L	8	0	0	0	-3	47	0	0	0	0	4	1995-98
Tim Coulis	L	28	3	3	6	-7	111	0	0	0	0	23	1983-86
Russ Courtall	R	200	66	110	176	-1	121	21	2	8	0	615	1992-95
Adam Cracknell	R	70	10	6	16	9	12	0	1	2	0	89	2016-18
Mike Craig	R	248	51	67	118	-48	432	15	0	8	0	476	1990-94
Dave Cressman	L	85	6	8	14	-2	37	0	0	1	0	85	1974-76
B.J. Crombeen	R	23	1	6	7	0	65	0	0	0	0	21	2007-09
Ray Cullen	C	208	71	91	162	-52	70	17	0	11	0	541	1967-70
Ulf Dahlen	R	369	130	149	279	-7	46	54	1	18	0	843	1989-03
Chris Dahlquist	D	116	3	19	22	-11	101	0	0	0	0	100	1990-92
Trevor Daley	D	756	67	164	231	6	509	15	2	15	3	1034	2003-15
Kevin Dean	D	14	0	0	0	-1	10	0	0	0	0	6	1999-00
Jason Demers	D	123	12	33	45	19	135	5	1	3	0	173	2014-16
Larry Depalma	C	121	18	14	32	-28	362	4	0	2	0	124	1985-91
Jason Dickinson	C	38	3	2	5	-4	17	0	0	0	0	27	2015-
Gerald Diduck	D	14	0	0	0	4	18	0	0	0	0	8	2000-01
Brenden Dillon	D	149	9	17	26	8	174	0	2	2	0	194	2011-15
Rob DiMaio	R	199	25	30	55	18	153	0	3	5	0	220	2001-04
Gord Dineen	D	15	1	2	3	-9	23	0	0	0	0	13	1987-89
Gary Dineen	C	4	0	1	1	-2	0	0	0	0	0	2	1968-69
Jim Dobson	R	8	0	0	0	0	4	0	0	0	0	5	1979-82
Clark Donatelli	L	25	3	3	6	-11	17	0	0	1	1	25	1989-90
Ted Donato	L	65	8	17	25	6	26	1	0	3	0	71	2000-01
Mike Donnelly	L	59	13	19	32	1	39	3	0	3	0	115	1994-96
Gord Donnelly	D	34	1	1	2	-3	118	0	0	0	0	14	1993-95
Jordy Douglas	L	82	16	18	34	-9	40	1	0	3	0	107	1982-84
Peter Douris	R	1	0	0	0	-1	0	0	0	0	0	3	1997-98
Jake Dowell	C	52	2	5	7	-3	53	0	0	0	0	39	2011-12
Justin Dowling	C	9	0	2	2	0	2	0	0	0	0	11	2016-17
Aaron Downey	R	80	2	2	4	3	146	0	0	1	0	25	2002-04
Jude Drouin	C	319	79	183	262	-10	187	15	0	15	0	972	1970-75
Gaetan Duchesne	L	297	45	45	90	21	183	0	5	6	0	433	1989-93
Ken Duggan	D	1	0	0	0	0	0	0	0	0	0	0	1987-88
Blake Dunlop	C	100	18	30	48	-23	18	3	0	4	0	153	1973-77
Radek Dvorak	R	73	4	17	21	-16	12	0	1	0	0	83	2011-12
Cody Eakin	C	349	61	85	146	-13	184	10	6	11	2	584	2012-17
Mike Eaves	C	207	55	78	133	3	50	13	6	7	0	394	1978-83
Patrick Eaves	R	160	46	35	81	-3	51	22	0	5	0	331	2014-17
Pelle Eklund	C	5	2	1	3	-1	2	0	0	0	0	4	1993-94
Remi Elie	L	90	7	14	21	10	26	0	0	1	0	85	2016-
Todd Elisk	L	108	27	50	77	-5	173	8	3	2	0	194	1991-93

ALL-TIME ROSTER // DALLAS STARS HOCKEY CLUB

PLAYER	POS	GP	G	A	PTS	+/-	PIM	PPG	SHG	GWG	OTG	S	FROM-TO
Jerry Engele	D	100	2	13	15	-20	162	0	1	1	0	96	1975-78
Grant Erickson	L	4	0	0	0	-3	0	0	0	0	0	4	1969-70
Loui Eriksson	L	501	150	207	357	31	114	36	7	20	6	1060	2006-13
Roland Eriksson	C	158	46	83	129	-58	22	13	0	2	0	508	1976-78
Bob Errey	L	59	2	9	11	7	46	0	0	0	0	34	1997-98
John Erskine	D	107	2	2	4	-19	237	0	0	0	0	60	2001-06
Kevin Evans	L	4	0	0	0	-3	19	0	0	0	0	2	1990-91
Dean Evason	C	127	19	40	59	-9	114	4	2	2	1	171	1993-95
Bill Fairbairn	R	57	9	21	30	-1	2	0	2	2	0	90	1976-78
Kelly Fairchild	C	1	0	0	0	0	0	0	0	0	0	4	1998-99
Radek Faksa	C	204	34	44	78	24	119	0	2	4	0	317	2015-
Tony Featherstone	R	54	9	12	21	-9	4	0	2	0	0	92	1973-74
Todd Fedoruk	L	11	0	2	2	2	33	0	0	0	0	6	2007-08
Brent Fedyk	L	41	10	9	19	-17	30	4	0	0	0	71	1995-96
George Ferguson	C	128	14	22	36	-5	33	0	1	2	0	139	1982-84
Vernon Fiddler	C	366	43	69	112	-7	210	5	3	4	0	518	2011-16
Mike Fidler	L	103	33	42	75	-17	61	5	0	3	0	238	1978-81
Mark Frisic	D	257	3	20	23	16	220	0	0	1	0	154	2007-12
Sandy Fitzpatrick	C	18	3	6	9	0	6	0	0	0	0	26	1967-68
John Flesch	R	90	11	17	28	-27	94	3	0	1	0	103	1974-76
Rob Flockhart	R	12	1	3	4	-6	2	0	0	1	0	11	1979-81
Jon Fontas	C	2	0	0	0	-1	0	0	0	0	0	0	1979-81
Maxime Fortunus	D	9	0	1	1	-5	4	0	0	0	0	5	2009-14
Curt Fraser	L	53	7	6	13	-27	118	1	0	0	0	86	1987-90
Matt Fraser	R	13	1	2	3	0	0	0	0	0	0	18	2011-13
Iain Fraser	C	4	0	0	0	-3	0	0	0	0	0	2	1994-95
Ron Friest	L	64	7	7	14	-10	191	0	0	0	0	55	1980-83
Link Gaetz	D	17	0	2	2	-8	86	0	0	0	0	12	1988-90
Dave Gagner	C	609	247	287	534	-12	746	98	5	29	3	1686	1987-96
Aaron Gagnon	C	21	0	2	2	-3	0	0	0	0	0	11	2009-11
Steve Gaine	L	13	0	1	1	0	14	0	0	0	0	1	2000-04
Jamie Gallimore	R	2	0	0	0	0	0	0	0	0	0	0	1977-78
Gary Gambucci	C	51	2	7	9	7	9	0	0	0	0	29	1971-74
Ryan Garbutt	C	198	30	40	70	1	215	0	3	4	0	395	2011-15
Mike Gartner	R	80	41	43	84	-5	34	18	4	2	0	273	1988-90
Cameron Gaunce	D	9	0	0	0	1	7	0	0	0	0	9	2013-14
Aaron Gavey	C	48	7	6	13	-1	54	1	0	2	0	43	1998-00
Stew Gavin	R	289	39	47	86	5	232	0	6	2	0	494	1988-93
Gary Geldart	D	4	0	0	0	-3	5	0	0	0	0	3	1970-71
Barry Gibbs	D	375	35	121	156	-34	600	11	1	4	0	791	1969-75
Brent Gilchrist	L	286	58	66	124	-16	115	12	5	10	1	494	1992-02
Curt Giles	D	760	40	177	217	31	625	7	1	4	1	745	1979-91
Scott Glennie	R	1	0	0	0	0	2	0	0	0	0	0	2011-12
Brian Glynn	D	103	10	23	33	-21	107	3	0	0	0	164	1990-92
Pete Gogean	D	46	1	2	3	-15	30	0	0	0	0	35	1967-68
Bill Goldsworthy	R	670	267	239	506	-86	711	66	3	34	0	2237	1967-77
Alex Goligoski	D	385	32	155	187	34	132	9	0	2	0	671	2010-16
Sergei Gonchar	D	79	2	21	23	-13	22	1	0	1	0	90	2013-15
Steve Gotaas	C	13	1	3	4	-2	8	1	0	0	0	20	1988-91
Dirk Graham	R	226	67	79	146	-33	291	14	9	6	0	527	1983-88
Danny Grant	L	463	176	177	353	3	161	49	0	14	0	1367	1968-74
Norm Gratton	L	66	21	15	36	-24	22	7	0	1	0	139	1974-76
Jari Gronstrand	D	47	1	6	7	4	27	0	0	0	0	32	1986-87
Nicklas Grossmann	D	333	3	38	41	5	170	0	0	1	1	236	2006-12
Bill Guerin	R	216	72	87	159	19	337	23	0	14	2	702	2002-06
Denis Gurianov	R	1	0	0	0	-1	0	0	0	0	0	0	2016-
Sergey Gusev	D	31	1	4	5	0	8	0	0	1	0	35	1997-99
Marc Habscheid	C	113	31	45	76	-10	48	12	3	3	0	248	1985-89
Niklas Hagman	L	218	50	35	85	5	101	6	6	10	0	404	2005-08
Anders Hakansson	L	77	12	4	16	-10	38	0	4	1	0	79	1981-83
Murray Hall	R	17	2	1	3	-5	10	0	0	0	0	18	1967-68
Mats Hallin	C	44	3	2	5	-6	90	0	0	1	0	34	1985-87
Jeff Halpern	C	140	18	31	49	-9	118	2	1	4	0	192	2006-08
Dan Hamhuis	D	159	4	36	40	-13	56	1	0	1	0	149	2016-18
Ted Hampson	C	96	9	20	29	-2	10	1	5	2	0	134	1970-72
Dave Hanson	D	22	1	1	2	-5	39	0	0	0	0	11	1979-80
Martin Hanzal	C	38	5	5	10	-14	23	2	0	1	0	62	2017-
Mark Hardy	D	15	2	4	6	-1	26	0	0	1	0	19	1988-89
Ted Harris	D	246	11	52	63	17	294	1	0	1	0	283	1970-74
Duke Harris	R	22	1	4	5	-10	4	0	0	0	0	43	1967-68
Craig Hartsburg	D	570	98	315	413	-6	815	40	2	11	1	1494	1979-89
Buster Harvey	R	199	49	59	108	-2	66	8	0	9	0	528	1970-74
Todd Harvey	R	239	38	61	99	8	449	6	0	5	0	352	1994-98

DALLAS STARS HOCKEY CLUB // ALL-TIME ROSTER

PLAYER	POS	GP	G	A	PTS	+/-	PIM	PPG	SHG	GWG	OTG	S	FROM-TO
Derian Hatcher	D	827	71	223	294	88	1380	15	2	16	1	1207	1991-03
Kevin Hatcher	D	121	25	45	70	-28	124	10	0	5	0	375	1994-96
Greg Hawgood	D	2	0	0	0	0	2	0	0	0	0	1	2001-02
Peter Hayek	C	1	0	0	0	-1	0	0	0	0	0	0	1981-82
Dillon Heatherington	D	6	0	1	1	3	26	0	0	0	0	6	2017-18
Bill Heindl	L	14	1	1	2	-1	0	0	0	0	0	19	1970-72
Sami Helenius	D	101	1	2	3	-2	163	0	0	0	0	38	2000-03
Raimo Helminen	C	6	0	1	1	-3	0	0	0	0	0	6	1986-87
Altes Hemsky	R	166	28	50	78	-6	36	3	0	1	1	325	2014-17
Archie Henderson	R	1	0	0	0	0	0	0	0	0	0	0	1981-82
Dennis Hextall	C	328	84	216	300	-38	567	14	1	10	0	595	1971-76
Bryan Hextall Jr.	C	58	8	20	28	-16	84	3	1	1	0	89	1975-76
Ernie Hicke	L	199	68	52	120	-88	169	23	0	10	0	487	1974-77
Doug Hicks	D	300	18	48	66	-102	224	5	1	1	0	342	1974-78
Wayne Hillman	D	50	0	8	8	-26	32	0	0	0	0	44	1968-69
Larry Hillman	D	12	1	5	6	-7	0	1	0	0	0	20	1968-69
Tom Hirsch	D	31	1	7	8	-15	30	0	1	0	0	38	1983-88
Bill Hogaboam	C	109	19	25	44	-27	26	1	0	0	0	171	1975-79
Benoit Hogue	L	238	39	73	112	16	179	10	0	6	0	322	1995-02
Terry Holbrook	R	43	3	6	9	-7	4	1	0	1	0	37	1972-74
Paul Holmgren	R	27	6	8	14	-6	84	2	0	0	0	30	1983-85
Julius Honka	D	58	2	7	9	-5	18	0	0	1	1	76	2016-
Shawn Horcoff	C	153	18	31	49	10	79	8	1	1	0	150	2013-15
Bronco Horvath	C	14	1	6	7	-6	4	0	0	0	0	12	1967-68
Ed Hospodar	D	43	0	2	2	8	91	0	0	0	0	33	1985-86
Paul Houck	R	16	1	2	3	-1	2	0	0	0	0	14	1985-88
Tony Hrkac	C	82	18	17	35	2	26	5	0	2	0	81	1997-99
William Huard	L	91	11	12	23	8	281	0	0	0	0	68	1995-97
Jiri Hudler	R	32	3	8	11	-3	4	1	0	1	0	27	2016-17
Brett Hull	R	218	95	101	196	8	91	37	0	22	2	634	1998-01
Andrew Hutchinson	D	38	2	3	5	-4	12	0	0	0	0	56	2008-09
Ric Jackman	D	38	1	2	3	-7	24	1	0	0	0	26	1999-01
Don Jackson	D	27	0	7	7	6	41	0	0	0	0	31	1977-81
Jaromir Jagr	R	34	14	12	26	-5	20	6	0	2	1	87	2012-13
Dan Jancevski	D	7	0	0	0	1	0	0	0	0	0	7	2005-09
Doug Janik	D	13	0	1	1	-2	2	0	0	0	0	1	2008-09
Mattias Janmark	C	154	34	29	63	-1	40	4	3	7	2	244	2015-
Mark Janssens	C	3	0	0	0	-1	0	0	0	0	0	1	1991-92
Pierre Jarry	L	115	38	48	86	-23	36	8	0	2	0	272	1975-78
Wes Jarvis	C	3	0	0	0	-2	2	0	0	0	0	2	1982-83
Dustin Jeffrey	L	24	2	1	3	-2	0	0	0	0	0	21	2013-14
Steve Jensen	L	171	42	46	88	-40	141	7	2	3	0	340	1975-78
David Jensen	D	18	0	2	2	-5	11	0	0	0	0	9	1983-86
Paul Jerrard	D	5	0	0	0	1	4	0	0	0	0	8	1988-89
Stephen Johns	D	150	13	15	28	-6	83	0	0	3	0	225	2015-
Don Johns	D	4	0	0	0	-2	6	0	0	0	0	4	1967-68
Jim Johnson	D	247	8	46	54	23	358	1	0	1	0	258	1990-94
Mark Johnson	C	10	2	2	4	-4	10	1	0	0	0	18	1981-82
Marshall Johnston	D	48	0	5	5	1	16	0	0	0	0	65	1967-71
Joey Johnston	L	12	1	0	1	-1	6	0	0	0	0	17	1968-69
Jussi Jokinen	L	215	45	86	131	12	62	19	0	5	0	321	2005-08
Jyrki Jokipakka	D	91	2	14	16	-1	14	0	0	1	0	66	2014-16
Duane Joyce	D	3	0	0	0	0	0	0	0	0	0	1	1993-94
Kenneth Jr Hodge	C	5	1	1	2	1	0	0	0	0	0	6	1988-89
Valeri Kamensky	L	24	3	6	9	3	2	0	0	1	0	32	2001-02
Kevin Kaminski	C	1	0	0	0	0	0	0	0	0	0	0	1988-89
Niko Kapanen	C	239	20	56	76	-1	98	5	3	5	0	237	2001-06
Mike Keane	R	242	31	61	92	11	143	2	5	6	0	270	1997-01
Dan Keczer	D	61	1	5	6	6	60	0	0	0	0	37	1990-99
Mike Kennedy	C	131	16	35	51	1	96	6	0	2	1	213	1994-98
Danny Kesa	R	3	0	0	0	-1	0	0	0	0	0	0	1995-96
Udo Kiessling	D	1	0	0	0	0	2	0	0	0	0	1	1981-82
Trent Klatt	R	178	34	57	91	13	117	9	0	6	0	284	1991-96
Jon Klemm	D	172	7	13	20	7	108	1	0	2	0	134	2003-07
John Klingberg	D	303	42	172	214	39	122	9	0	13	4	597	2014-
Dean Kolstad	D	30	1	5	6	-7	57	1	0	0	0	50	1988-91
Lauri Korpikoski	L	60	8	12	20	5	10	0	0	0	0	104	2016-17
Marc Labelle	L	9	0	0	0	-4	46	0	0	0	0	2	1996-97
Gord Labossiere	C	38	10	7	17	-2	4	0	0	1	0	68	1970-72
Robbie Laird	L	1	0	0	0	-2	0	0	0	0	0	0	1979-80
Mike Lalor	D	142	2	4	6	-12	88	0	0	0	0	87	1993-97
Jamie Langenbrunner	R	471	95	158	253	21	390	24	5	23	2	898	1994-11
Dave Langevin	D	80	0	8	8	-16	58	0	0	0	0	46	1985-86

ALL-TIME ROSTER // DALLAS STARS HOCKEY CLUB

PLAYER	POS	GP	G	A	PTS	+/-	PIM	PPG	SHG	GWG	OTG	S	FROM-TO
Alain Langlais	L	25	4	4	8	-9	10	0	0	0	0	60	1973-75
Peter Lappin	R	6	0	0	0	-5	2	0	0	0	0	8	1989-90
Claude Larose	R	142	49	60	109	-29	215	12	1	7	0	530	1968-70
Philip Larsen	D	95	5	14	19	3	34	2	0	0	0	111	2009-13
Reed Larson	D	11	0	9	9	-3	18	0	0	0	0	19	1988-89
Mark Lawrence	R	15	0	1	1	0	17	0	0	0	0	16	1994-96
Danny Lawson	R	95	13	16	29	-7	25	0	0	0	0	96	1968-71
Brian Lawton	C	303	71	91	162	16	250	14	0	14	1	492	1983-88
Grant Ledyard	D	270	20	85	105	32	147	12	0	2	0	485	1993-01
Greg Leeb	C	2	0	0	0	-1	0	0	0	0	0	4	2000-01
Jere Lehtinen	R	875	243	271	514	176	210	77	9	37	3	2102	1995-10
Ken Leiter	D	4	0	0	0	-2	0	0	0	0	0	5	1989-90
Claude Lemieux	R	32	2	4	6	-9	14	0	0	0	0	45	2002-03
Junior Lessard	R	8	2	0	2	0	14	1	0	0	0	12	2005-08
Alan Letang	D	8	0	0	0	-5	2	0	0	0	0	1	1999-00
Craig Levie	D	51	8	15	23	2	52	0	0	1	0	77	1983-86
Doug Lidster	D	17	0	0	0	0	10	0	0	0	0	7	1998-99
Juha Lind	L	73	5	7	12	3	12	0	0	0	0	63	1997-00
Esa Lindell	D	157	13	32	45	24	46	2	0	2	1	238	2015-
Lars Lindgren	D	59	2	14	16	-4	33	0	0	0	0	66	1983-84
Perttu Lindgren	C	1	0	0	0	0	0	0	0	0	0	0	2009-10
Eric Lindros	C	49	5	21	26	-1	70	1	0	0	0	95	2006-07
Craig Ludwig	D	584	11	65	76	20	741	1	0	1	0	428	1991-99
Warren Luhnig	R	10	0	1	1	-2	13	0	0	0	0	7	1999-00
Brad Lukowich	D	229	9	20	29	16	187	0	0	3	1	145	1997-11
Jyrki Lumme	D	15	0	1	1	-5	4	0	0	0	0	12	2001-02
Len Lunde	C	7	0	1	1	-7	0	0	0	0	0	21	1967-68
Joel Lundqvist	C	134	7	19	26	-17	56	0	0	1	0	116	2006-09
Roman Lyashenko	C	122	12	9	21	-5	55	0	0	2	0	102	1999-02
Al MacAdam	R	459	138	202	340	39	268	31	9	21	0	788	1978-84
Lane MacDermid	L	12	2	2	4	3	14	0	0	0	0	4	2012-14
Parker MacDonald	C	104	21	32	53	-32	22	9	0	3	0	233	1967-69
Kim MacDougall	D	1	0	0	0	-1	0	0	0	0	0	0	1974-75
Barry MacKenzie	D	6	0	1	1	-2	6	0	0	0	0	3	1968-69
David Mackey	L	16	2	0	2	-3	28	0	0	1	0	8	1989-90
John MacLean	R	48	7	5	12	-1	34	1	0	1	0	81	2000-02
Brian MacLellan	L	211	64	86	150	-54	247	27	0	9	0	454	1986-89
Pat MacLeod	D	3	0	1	1	1	0	0	0	0	0	3	1990-96
Jeff MacMillan	D	4	0	0	0	-2	0	0	0	0	0	3	2003-04
Dean Magee	C	7	0	0	0	-3	4	0	0	0	0	4	1977-78
Sergei Makarov	R	4	0	0	0	-2	0	0	0	0	0	0	1996-97
Manny Malhotra	C	84	4	7	11	-7	51	0	0	1	0	85	2001-04
Steve Maltais	L	12	2	1	3	-1	2	0	0	0	0	6	1991-92
Dan Mandich	D	111	5	11	16	-10	303	0	0	1	0	82	1982-86
Kris Manery	R	88	20	23	43	-18	32	3	0	1	0	166	1978-80
Dave Manson	D	60	1	3	4	9	45	0	0	0	0	45	1999-02
Moe Mantha	D	46	10	19	29	-13	14	3	0	0	0	139	1987-89
Milan Marcetta	C	54	7	15	22	-14	12	2	0	0	0	59	1967-69
John Markell	L	1	0	0	0	0	0	0	0	0	0	0	1984-85
Daniel Marois	R	3	0	0	0	0	2	0	0	0	0	1	1995-96
Grant Marshall	R	402	52	82	134	1	492	10	0	6	1	463	1994-01
Tom Martin	L	4	1	1	2	1	4	0	0	0	0	6	1988-89
Terry Martin	L	7	1	1	2	0	0	0	0	0	0	5	1984-85
Don Martineau	R	76	6	9	15	-12	61	0	0	0	0	54	1974-75
Steve Martinson	L	1	0	0	0	0	9	0	0	0	0	0	1991-92
Dennis Maruk	C	309	80	156	236	0	234	19	0	7	0	588	1978-89
Bill Masterton	C	38	4	8	12	-2	4	2	0	0	0	83	1967-68
Richard Matvichuk	D	733	38	129	167	45	584	8	2	7	3	790	1992-04
Brad Maxwell	D	472	82	217	299	-68	1031	31	1	8	0	1177	1977-87
Bryan Maxwell	D	42	3	11	14	-11	87	1	0	0	0	66	1977-79
Kevin Maxwell	C	18	1	7	8	-2	15	0	0	0	0	29	1980-82
Alan May	L	35	2	1	3	0	124	0	0	1	0	30	1993-95
Tom McCarthy	L	385	146	187	333	40	293	38	3	22	2	798	1979-86
Ted McCaskill	C	4	0	2	2	-2	0	0	0	0	0	2	1967-68
Bob McCord	D	139	7	26	33	-42	109	1	0	0	0	181	1967-69
Jim McElmury	D	7	0	1	1	1	2	0	0	0	0	0	1972-73
Michael McHugh	L	12	0	0	0	-5	2	0	0	0	0	7	1988-91
Bruce McIntosh	D	2	0	0	0	0	0	0	0	0	0	0	1972-73
Randy McKay	R	14	1	4	5	2	7	0	0	0	0	10	2001-02
Walt McKechnie	C	112	9	13	22	-27	77	1	0	1	0	145	1967-71
Tony McKegney	L	108	28	41	69	5	68	5	1	1	0	237	1984-87
Jim McKenny	D	10	1	1	2	-3	2	1	0	0	0	8	1978-79
Curtis McKenzie	L	99	10	13	23	-1	131	0	0	3	0	121	2014-18

DALLAS STARS HOCKEY CLUB // ALL-TIME ROSTER

PLAYER	POS	GP	G	A	PTS	+/-	PIM	PPG	SHG	GWG	OTG	S	FROM-TO
Jim McKenzie	L	34	2	3	5	4	63	0	0	1	0	18	1993-94
Mike McMahon Jr.	D	117	14	44	58	-40	92	4	0	1	0	264	1967-69
Mark McNeill	C	1	0	0	0	-1	0	0	0	0	0	1	2016-17
Mike McPhee	L	163	38	37	75	6	80	2	5	3	0	276	1992-94
Basil McRae	L	323	32	58	90	-63	1567	6	0	2	0	432	1987-92
Ron Meighan	D	7	1	1	2	-1	2	0	0	0	0	4	1981-82
Barrie Meissner	L	6	0	1	1	-3	4	0	0	0	0	3	1967-69
Roger Melin	C	3	0	0	0	-1	0	0	0	0	0	1	1980-82
Mitchell Messier	R	20	0	2	2	-10	11	0	0	0	0	9	1987-91
Marc Methot	D	36	1	2	3	11	31	0	0	0	0	25	2017-
Patrick Micheletti	C	12	2	0	2	2	8	0	0	0	0	18	1987-88
Antti Miettinen	R	238	38	53	91	-10	118	15	0	6	0	401	2003-08
Corey Millen	C	41	6	19	25	4	36	2	0	0	0	69	1994-96
Kip Miller	C	3	1	2	3	-1	2	1	0	0	0	3	1991-92
John Miszuk	D	50	0	6	6	-1	51	0	0	0	0	34	1969-70
Willie Mitchell	D	16	0	2	2	4	26	0	0	0	0	10	2005-06
Roy Mitchell	D	3	0	0	0	0	0	0	0	0	0	0	1992-93
Jeffrey Mitchell	R	7	0	0	0	0	7	0	0	0	0	3	1997-98
Mike Modano	C	1459	557	802	1359	118	918	156	29	92	9	4194	1989-10
Jaroslav Modry	D	57	1	9	10	10	32	0	0	0	0	60	2006-07
Travis Moen	L	57	3	8	11	-3	35	0	0	0	0	37	2014-16
Doug Mohns	L	162	12	48	60	19	148	5	0	4	0	286	1970-73
Jim Montgomery	C	9	0	2	2	-1	0	0	0	0	0	8	2001-03
Jayson More	D	5	0	0	0	0	1	16	0	0	0	4	1989-90
Gavin Morgan	C	6	0	0	0	0	21	0	0	0	0	7	2003-04
Travis Morin	C	13	0	1	1	3	0	0	0	0	0	16	2010-15
Brendan Morrison	C	19	6	3	9	3	16	2	0	2	0	29	2008-09
Brenden Morrow	L	835	243	285	528	102	1203	79	8	43	3	1562	1999-13
Chris Mueller	C	9	0	0	0	-2	0	0	0	0	0	8	2013-14
Kirk Muller	L	235	19	49	68	-25	96	7	0	3	0	270	1999-03
Wayne Muloin	D	7	0	0	0	-2	6	0	0	0	0	4	1970-71
Craig Muni	D	40	1	1	2	0	25	0	0	1	0	12	1997-98
Larry Murphy	D	121	18	75	93	-16	94	8	0	4	0	307	1988-91
Chris Murray	R	32	2	1	3	-7	62	0	0	0	0	25	1999-00
Frantisek Musil	D	271	14	46	60	2	547	1	1	2	0	322	1986-91
Ladislav Nagy	L	25	4	10	14	-3	6	2	0	1	1	33	2006-07
Lou Nanne	D	635	68	157	225	-108	356	18	1	10	0	883	1967-78
Rich Nantais	L	63	5	4	9	-8	79	0	0	1	0	38	1974-77
Mark Napier	R	97	23	46	69	-5	19	3	1	2	0	180	1983-85
James Neal	L	214	72	59	131	-8	175	16	1	9	1	531	2008-11
Michael Needham	R	5	0	0	0	-2	0	0	0	0	0	3	1993-94
Patrik Nemeth	D	108	0	14	14	-8	40	0	0	0	0	101	2013-17
Bob Nevin	R	138	20	32	52	-5	6	2	0	3	0	151	1971-73
Valeri Nichushkin	R	166	23	41	64	17	22	3	0	3	0	273	2013-16
Joe Nieuwendyk	C	442	178	162	340	7	211	63	0	35	2	1104	1995-02
Janne Niinimaa	D	22	2	4	6	-5	24	1	1	1	0	26	2005-06
Kent Nilsson	C	105	29	77	106	4	22	16	0	3	0	211	1985-87
Matt Niskanen	D	277	16	66	82	-5	136	4	0	2	0	371	2007-11
Rod Norrish	L	21	3	3	6	-5	2	0	0	0	0	19	1973-75
Mattias Norstrom	D	80	2	13	15	5	48	1	0	1	0	70	2006-08
Teppo Numminen	D	62	3	14	17	-5	18	0	0	0	0	83	2003-04
William Nyrop	D	42	4	8	12	14	35	0	1	1	0	25	1981-82
Eric Nystrom	L	122	23	9	32	-13	85	0	1	4	0	151	2011-13
Dennis O'Brien	D	470	27	75	102	-49	836	2	1	5	0	438	1970-78
Lyle Odelein	D	3	0	0	0	0	6	0	0	0	0	1	2002-03
Johnny Oduya	D	119	5	23	28	6	36	0	1	0	0	87	2015-17
Jamie Oleksiak	D	140	7	15	22	-23	100	0	0	1	0	115	2012-18
Murray Oliver	C	371	83	118	201	-19	62	18	3	7	0	758	1970-75
David Oliver	R	45	7	8	15	6	14	3	0	1	0	36	2002-06
Bill Orban	C	30	1	7	8	-3	17	0	0	0	0	27	1968-70
Danny O'Shea	C	208	39	70	109	-36	188	8	0	6	0	448	1968-71
Mark Osiecki	D	5	0	0	0	0	5	0	0	0	0	1	1992-93
Steve Ott	C	566	85	135	220	-12	1170	20	4	12	1	800	2002-12
Brad Palmer	L	95	26	27	53	-18	40	7	0	3	0	239	1980-82
Bob Paradise	D	6	0	0	0	1	6	0	0	0	0	1	1971-72
Adam Pardy	D	36	0	3	3	-5	16	0	0	0	0	29	2011-12
J.P. Parise	L	588	154	242	396	-85	509	31	3	17	0	1365	1967-79
Mark Parrish	R	44	8	5	13	-3	18	4	0	3	0	46	2008-09
Dusan Pasek	C	48	4	10	14	-8	30	1	0	0	0	86	1988-89
Pavel Patera	L	12	1	4	5	-1	4	0	0	0	0	18	1999-00
Greg Pateryn	D	85	1	15	16	4	56	0	0	0	0	114	2016-18
Mark Pavelich	C	12	4	6	10	8	10	0	0	0	0	25	1986-87
Steve Payne	L	613	228	238	466	31	435	79	1	19	0	1621	1978-88

ALL-TIME ROSTER // DALLAS STARS HOCKEY CLUB

PLAYER	POS	GP	G	A	PTS	+/-	PIM	PPG	SHG	GWG	OTG	S	FROM-TO
Allen Pedersen	D	29	0	1	1	-1	10	0	0	0	0	17	1991-92
Scott Pellerin	L	53	4	8	12	-8	23	1	0	0	0	42	2001-03
Nathan Perrott	R	23	2	1	3	2	54	0	0	1	0	17	2005-06
Warren Peters	C	11	1	0	1	1	2	0	0	0	0	8	2009-10
Toby Petersen	C	243	17	23	40	-10	38	0	3	0	0	298	2007-13
Robert Petrovicky	C	5	1	1	2	1	0	1	0	1	0	3	1995-96
Rich Peverley	C	62	7	23	30	-3	15	0	1	2	1	122	2013-14
Alex Pirus	R	155	30	26	56	-52	94	2	0	2	0	234	1976-79
Tyler Pittick	C	80	14	13	27	9	34	0	0	2	0	129	2017-
Bill Plager	D	60	0	5	5	-24	61	0	0	0	0	31	1967-76
Derek Plante	C	26	3	4	7	-3	6	2	0	0	0	41	1998-00
Willi Platt	R	317	70	63	133	-34	1135	14	0	6	0	433	1982-87
Vojtech Polak	L	5	0	0	0	-2	0	0	0	0	0	5	2005-07
Tom Polanic	D	19	0	2	2	-4	53	0	0	0	0	6	1969-71
Mike Polich	C	225	24	29	53	-16	57	0	1	1	0	219	1978-81
Jean Potvin	D	64	5	16	21	-10	65	2	2	1	0	89	1978-79
Daniel Poulin	D	3	1	1	2	1	2	0	0	0	0	8	1981-82
Dean Prentice	L	168	48	46	94	-1	40	12	0	6	0	410	1971-74
Pat Price	D	14	0	2	2	-3	20	0	0	0	0	10	1987-88
Andre Pronovost	L	9	0	0	0	0	0	0	0	0	0	6	1967-68
Brian Propp	L	147	41	73	114	-6	107	14	0	2	0	321	1990-93
Christopher Pryor	D	64	1	4	5	-10	71	0	0	0	0	33	1984-88
Jamie Pushor	D	62	0	8	8	0	53	0	0	0	0	27	1999-00
Dan Quinn	C	11	0	4	4	-4	6	0	0	0	0	20	1992-93
Alexander Radulov	R	82	27	45	72	4	72	7	0	4	2	217	2017-
Rob Ramage	D	34	4	5	9	-4	69	2	0	0	0	63	1991-92
Brendan Ranford	L	1	0	0	0	0	0	0	0	0	0	0	2014-15
Dick Redmond	D	16	0	3	3	-3	20	0	0	0	0	21	1969-71
Tom Reid	D	615	17	106	123	-121	617	1	0	5	0	784	1968-78
Dave Reid	L	220	31	43	74	-3	40	5	1	6	1	306	1996-99
Mike Ribeiro	C	461	123	284	407	16	252	37	2	18	4	839	2006-12
Brad Richards	C	220	70	157	227	-17	44	25	1	7	0	757	2007-11
Travis Richards	D	3	0	0	0	-1	2	0	0	0	0	1	1994-96
Dave Richter	D	120	4	14	18	-7	397	0	0	0	0	60	1981-86
Brett Ritchie	R	188	29	19	48	8	99	3	0	3	0	377	2014-
Gordie Roberts	D	555	33	224	257	17	832	7	1	2	0	726	1980-88
Jim Roberts	R	106	17	23	40	-30	33	1	0	0	0	157	1976-79
Stephane Robidas	D	704	46	165	211	24	610	21	1	6	1	1028	2002-14
Scott Robinson	R	1	0	0	0	0	2	0	0	0	0	0	1989-90
John Rogers	R	14	2	4	6	0	0	0	0	0	0	15	1973-75
Doug Rombough	C	59	8	11	19	-4	39	0	0	2	0	72	1974-76
Aaron Rome	D	52	0	6	6	-8	29	0	0	0	0	30	2012-14
Bob Rouse	D	351	9	58	67	-26	735	0	1	1	1	370	1983-89
Bobby Rousseau	R	63	4	20	24	3	12	0	0	0	0	122	1970-71
Antoine Roussel	L	413	64	77	141	-5	806	0	0	12	0	550	2012-18
Derek Roy	C	30	4	18	22	3	4	1	0	1	0	65	2012-13
Stephane Roy	C	12	1	0	1	-6	0	0	0	0	0	14	1987-88
Martin Rucinsky	L	42	6	11	17	3	24	2	0	1	0	63	2001-02
Duane Rupp	D	29	2	1	3	-9	8	1	0	0	0	36	1968-69
Terry Ruskowski	C	50	6	13	19	-14	78	2	0	0	0	35	1987-89
Kris Russell	D	11	0	4	4	-1	2	0	0	0	0	14	2015-16
Michael Ryder	R	101	41	35	76	21	54	9	0	8	0	253	2011-13
Scott Sandelin	D	1	0	0	0	-1	0	0	0	0	0	1	1991-92
Gary Sargent	D	187	32	71	103	9	120	14	0	2	0	407	1978-83
Glen Sather	L	72	9	10	19	-8	94	1	0	1	0	73	1975-76
Raymond Sawada	R	11	1	0	1	-1	0	0	0	0	0	5	2008-11
Colton Sceviour	C	170	28	34	62	2	38	3	0	5	0	307	2010-16
David Schlemko	D	5	0	0	0	0	0	0	0	0	0	6	2014-15
Wally Schreiber	R	41	8	10	18	-9	12	2	2	2	0	70	1987-89
Brandon Segal	R	65	10	10	20	3	59	0	0	3	0	71	2009-11
Tyler Seguin	C	387	173	211	384	14	119	56	1	29	3	1488	2013-
Dan Seguin	L	11	1	1	2	1	4	0	0	0	0	4	1970-71
Lubomir Sekeras	D	4	1	1	2	0	2	0	0	0	0	2	2003-04
George Servino	L	5	0	0	0	-2	0	0	0	0	0	8	1987-88
Brent Severyn	L	30	1	2	3	-2	50	0	0	0	0	22	1998-99
Patrick Sharp	L	124	28	45	73	-25	58	8	1	6	0	372	2015-17
Glen Sharpley	C	318	98	138	236	-79	176	25	1	10	0	744	1976-81
David Shaw	D	37	0	7	7	-5	49	0	0	0	0	49	1991-92
Gord Sherven	C	45	2	14	16	2	19	0	0	1	0	57	1984-86
Paul Shmyr	D	124	4	24	28	29	163	0	0	1	0	144	1979-81
Devin Shore	C	167	24	41	65	-32	28	3	1	1	0	239	2015-
Jon Sim	L	77	9	6	15	-1	38	3	0	1	0	120	1998-03

DALLAS STARS HOCKEY CLUB // ALL-TIME ROSTER

PLAYER	POS	GP	G	A	PTS	+/-	PIM	PPG	SHG	GWG	OTG	S	FROM-TO
Reid Simpson	L	1	0	0	0	0	5	0	0	0	0	0	1992-93
Ilkka Sinisalo	R	46	5	12	17	-10	24	1	1	1	0	68	1990-91
Ville Siren	D	91	3	23	26	1	118	0	0	0	0	92	1988-90
Tommy Sjodin	D	84	7	31	38	-26	34	5	0	1	0	183	1992-94
Jarrold Skalde	C	1	0	0	0	0	0	0	0	0	0	0	1997-98
Martin Skoula	D	61	4	11	15	6	36	3	0	1	0	78	2005-06
Karlis Skrastins	D	153	5	16	21	-5	62	0	0	2	0	83	2009-11
Brian Skrudland	C	75	7	3	10	0	65	0	0	1	0	62	1997-00
Blake Sloan	R	142	6	15	21	7	71	0	0	2	0	137	1998-04
Darryl Sly	D	29	1	0	1	-6	6	0	0	0	0	20	1969-70
Doug Smail	L	57	7	13	20	-2	38	0	2	0	0	89	1990-91
Bobby Smith	C	572	185	369	554	-43	487	77	0	24	0	1487	1978-93
Greg Smith	D	209	15	61	76	-13	376	3	1	3	0	383	1978-81
Gemel Smith	C	63	9	8	17	4	38	0	1	0	0	61	2016-18
Reilly Smith	R	40	3	6	9	-3	10	0	0	0	0	36	2011-13
Derrick Smith	L	43	2	5	7	-11	35	0	0	0	0	33	1991-94
Brian Smith	L	9	0	1	1	-7	0	0	0	0	0	14	1968-69
Randy Smith	C	3	0	0	0	-2	0	0	0	0	0	0	1985-87
Harold Snepsts	D	71	0	7	7	-22	232	0	0	0	0	50	1984-85
Ken Solheim	L	114	16	20	36	-19	27	6	0	4	0	176	1980-85
Sheldon Souray	D	64	6	15	21	11	73	2	1	1	0	179	2011-12
Jason Spezza	C	303	73	128	201	-33	91	19	1	15	0	693	2014-
Garrett Stafford	D	3	0	2	2	0	0	0	0	0	0	5	2008-09
George Standing	R	2	0	0	0	-1	0	0	0	0	0	1	1967-68
Fred Stanfield	L	111	24	46	70	-29	22	5	0	3	0	325	1973-75
Patrik Stefan	C	41	5	6	11	5	10	0	1	1	0	41	2006-07
Jeremy Stevenson	L	16	1	0	1	-3	21	0	0	0	0	12	2005-06
Bill Stewart	D	8	0	2	2	2	13	0	0	0	0	3	1985-86
Jim Storm	L	10	1	2	3	-1	17	0	0	1	0	11	1995-96
Brian Sutherby	C	139	12	10	22	-7	176	0	1	0	0	131	2008-11
Jaroslav Svoboda	L	43	4	3	7	-3	22	0	0	2	0	33	2005-06
Don Sweeney	D	63	0	11	11	22	18	0	0	0	0	39	2003-04
Darryl Sydor	D	714	69	265	334	82	401	35	1	9	2	1232	1995-09
Peter Taglianetti	D	16	0	1	1	0	14	0	0	0	0	15	1990-91
Dean Talafo	C	277	61	90	151	-75	59	15	1	8	0	470	1974-78
Jean-Guy Talbot	D	4	0	0	0	-5	4	0	0	0	0	7	1967-68
Chris Tancill	R	14	1	4	5	-8	8	0	0	0	0	19	1993-98
Ted Taylor	L	31	3	5	8	-7	37	1	0	0	0	67	1967-68
William Terry	C	5	0	0	0	-4	0	0	0	0	0	3	1987-88
Chris Therien	D	11	0	0	0	4	2	0	0	0	0	9	2003-04
Scott Thornton	L	30	6	3	9	-5	38	1	0	0	0	47	1999-00
Mario Thyer	C	5	0	0	0	-3	0	0	0	0	0	4	1989-90
Mark Tinordi	D	375	35	106	141	-16	1015	14	0	4	0	508	1988-94
Mathias Tjarnqvist	L	69	4	8	12	-5	24	0	0	1	0	60	2003-07
Kirk Tomlinson	C	1	0	0	0	0	0	0	0	0	0	0	1987-88
Sean Toomey	C	1	0	0	0	-1	0	0	0	0	0	2	1986-87
Patrick Traverse	D	1	0	0	0	0	0	0	0	0	0	1	2005-06
Timothy Trimper	L	20	1	4	5	-9	15	0	0	0	0	28	1984-85
Allan Tuer	D	6	1	0	1	-3	29	0	0	0	0	1	1987-88
Pierre Turgeon	C	207	42	87	129	17	54	16	0	7	2	301	2001-04
Robert Valicevic	R	7	0	0	0	-1	2	0	0	0	0	4	2003-04
Shaun Van Allen	C	78	9	20	29	0	22	0	2	3	0	71	2000-02
Jarkko Varvio	R	13	3	4	7	2	4	1	0	1	0	26	1993-95
Moose Vasko	D	145	2	13	15	-65	113	0	0	0	0	79	1967-70
Randy Veliscek	D	88	6	11	17	-5	38	0	0	0	0	50	1982-85
Pat Verbeek	R	305	72	92	164	25	503	25	0	15	1	577	1996-02
Tomas Vincour	C	86	7	8	15	-7	8	0	0	1	0	102	2010-13
Ivan Vishnevskiy	D	5	0	2	2	-1	2	0	0	0	0	13	2008-10
Emanuel Viveiros	D	29	1	11	12	-3	6	0	0	0	0	40	1985-88
Tom Wandell	C	229	20	23	43	-9	52	0	0	5	1	319	2008-13
Francis Wathier	L	10	0	0	0	-2	5	0	0	0	0	4	2009-13
Anthony White	L	6	0	0	0	-2	4	0	0	0	0	10	1979-80
Bob Whittlock	C	1	0	0	0	1	0	0	0	0	0	3	1969-70
Ray Whitney	L	101	20	41	61	-5	18	7	0	1	0	186	2012-14
Neil Wilkinson	D	86	2	14	16	-6	217	0	0	0	0	91	1989-91
Tommy Williams	R	116	25	65	90	-24	34	5	0	2	0	226	1969-71
Jason Williams	C	27	2	3	5	-2	6	0	0	1	0	18	2010-11
Ron Wilson	D	113	19	52	71	-15	62	8	0	2	0	226	1984-88
Landon Wilson	R	27	2	6	8	5	21	0	0	0	0	34	2008-09
Brad Winchester	L	41	1	2	3	-9	46	0	0	0	0	36	2007-08
Randy Wood	R	30	1	4	5	-11	26	0	0	0	0	58	1995-96
Mark Wotton	D	1	0	0	0	0	0	0	0	0	0	0	2000-01

ALL-TIME ROSTER // DALLAS STARS HOCKEY CLUB

PLAYER	POS	GP	G	A	PTS	+/-	PIM	PPG	SHG	GWG	OTG	S	FROM-TO
Bob Woytowich	D	66	4	17	21	-26	63	2	0	0	0	86	1967-68
Jeff Woywitka	D	99	2	12	14	-1	35	1	0	0	0	116	2009-11
Jamie Wright	L	57	6	6	12	6	18	0	0	2	0	44	1997-01
Tim Young	C	565	178	316	494	-71	401	51	4	23	0	1424	1975-83
Scott Young	R	132	31	27	58	9	44	7	1	6	0	371	2002-04
Warren Young	C	5	1	1	2	-3	0	0	0	0	0	2	1981-83
Tom Younghans	R	382	41	36	77	-57	356	3	6	3	0	328	1976-82
Ron Zanussi	R	244	49	75	124	-9	353	9	0	5	0	366	1977-81
Richard Zemlak	C	57	1	4	5	-14	320	0	0	0	0	20	1987-89
Rob Zettler	D	80	1	12	13	-18	164	0	0	0	0	51	1988-91
Peter Zezel	C	30	6	5	11	-6	19	0	0	1	0	47	1994-95
Doug Zmolek	D	91	2	10	12	-4	143	0	0	0	0	57	1993-96
Sergei Zubov	D	839	111	438	549	103	254	60	3	20	3	1694	1996-09

GOALTENDERS


PLAYER	GP	W	L	T	OTL	SA	GA	GAA	SV	SV%	SO	A	FROM-TO
Alex Auld	21	9	6	0	3	558	59	3.00	499	.894	0	2	2009-10
Richard Bachman	32	14	10	0	1	769	76	2.94	693	.901	1	1	2010-13
Gary Bauman	33	4	16	6	0	-	97	3.64	-	-	0	0	1967-69
Don Beaupre	316	126	125	45	0	9,576	1,111	3.74	8,474	.885	3	3	1980-89
Ed Belfour	307	160	95	44	0	7,245	653	2.19	6,592	.910	27	9	1997-02
Daniel Berthiaume	5	1	3	0	0	104	14	3.49	90	.865	0	0	1989-90
Allan Bester	10	4	5	1	0	297	30	2.99	267	.899	0	0	1995-96
Ben Bishop	53	26	17	0	5	1,437	120	2.49	1,317	.916	5	1	2017-
Ken Broderick	7	2	4	0	0	-	26	4.33	-	-	0	0	1969-70
Jack Campbell	1	0	1	0	0	47	6	6.00	41	.872	0	0	2013-14
Jonathan Casey	325	128	126	42	0	8,985	988	3.28	7,999	.890	12	11	1983-93
Matt Clunie	4	2	2	0	0	123	14	3.43	109	.886	0	0	2008-10
James Craig	3	1	1	0	0	56	9	4.91	47	-	0	0	1983-84
Gary Edwards	51	15	18	15	0	-	165	3.44	-	-	0	1	1978-80
Dan Ellis	15	6	6	0	0	377	38	3.04	339	.899	1	0	2003-14
Jhonas Enroth	13	5	5	0	0	267	25	2.38	242	.906	1	0	2014-15
Manny Fernandez	33	12	11	4	0	815	74	2.48	741	.909	1	2	1994-00
Gilles Gilbert	44	16	22	5	0	-	143	3.39	-	-	2	0	1969-73
Paul Harrison	35	6	22	3	0	-	138	4.18	-	-	1	0	1975-78
Brian Hayward	26	6	15	3	0	674	77	3.14	597	.886	2	0	1990-91
Johan Hedberg	19	12	4	0	1	472	48	2.67	424	.898	0	2	2005-06
Corey Hirsch	2	0	1	0	0	39	4	2.46	35	.897	0	0	2002-03
Johan Holmqvist	2	1	0	0	0	35	5	3.75	30	.857	0	0	2007-08
Arturs Irbe	35	17	12	3	0	825	88	2.69	737	.893	3	2	1996-97
Steve Janaszek	1	0	0	1	0	-	2	2.00	-	-	0	0	1979-80
Brent Krahn	1	0	0	0	0	9	3	9.00	6	.667	0	0	2008-09
Kari Lehtonen	445	216	150	0	50	12,558	1,103	2.63	11,455	.912	24	23	2009-18
Jean Levasseur	1	0	1	0	0	-	7	7.00	-	-	0	0	1979-80
Anders Lindback	10	2	8	0	0	256	32	3.71	224	.875	0	1	2014-15
Peter Lopresti	173	43	101	20	0	-	660	4.06	-	-	5	3	1974-79
Cesare Maniago	420	145	190	70	0	-	1,283	3.18	-	-	26	1	1967-76
Markus Mattsson	2	1	1	0	0	70	6	3.60	64	.914	1	0	1982-83
Mike McKenna	2	1	1	0	0	50	5	2.96	45	.900	0	0	2017-18
Roland Melanson	26	7	11	5	0	761	102	4.17	660	.867	0	0	1984-86
Gilles Meloche	327	141	117	52	0	3,879	1,104	3.51	3,408	.879	9	5	1978-85
Lindsay Middlebrook	3	0	0	2	0	-	7	3.00	-	-	0	0	1981-82
Andy Moog	175	75	64	26	0	4,677	451	2.74	4,226	.904	8	3	1993-97
Jarmo Myllys	12	1	9	0	0	277	46	5.84	231	.834	0	0	1988-91
Antti Niemi	85	37	25	0	11	2,126	213	2.92	1,913	.900	3	2	2015-2017
Cristopher Nilstorp	6	1	3	0	1	163	18	3.26	145	.890	0	0	2012-14
Andrew Raycroft	29	10	13	0	0	749	71	3.09	678	.905	2	0	2010-12
Fern Rivard	55	9	26	11	0	-	190	3.98	-	-	2	0	1968-75
Jussi Rynnäs	2	0	1	0	0	44	7	4.54	37	.841	0	0	2014-15
Michael Sands	6	0	5	0	0	191	26	5.17	166	.869	0	0	1984-87
Gary Smith	39	10	19	9	0	-	148	3.91	-	-	1	0	1976-78
Mike Smith	44	24	14	0	2	1,021	93	2.34	928	.909	5	0	2006-08
Tobias Stephan	11	1	3	0	2	248	29	3.49	219	.883	0	1	2007-09
Kari Takko	131	33	67	14	0	3,627	438	3.87	3,194	.881	1	1	1985-91
Tim Thomas	8	2	4	0	1	184	18	2.97	166	.902	0	0	2013-14
Mike Torchia	6	3	2	1	0	172	18	3.30	154	.895	0	0	1994-95
Ron Tugnutt	42	18	17	5	0	892	92	2.45	800	.897	5	0	2002-04
Marty Turco	509	262	154	26	37	12,538	1,118	2.31	11,420	.911	40	22	2000-10
Roman Turek	55	30	14	4	0	1,187	106	2.14	1,081	.911	2	0	1996-99
Darcy Wakaluk	153	54	64	17	0	3,971	435	3.21	3,536	.890	8	5	1991-96
Carl Wetzel	5	1	3	1	0	-	18	4.01	-	-	0	0	1967-68
Jordan Willis	1	0	1	0	0	14	1	3.20	13	.929	0	0	1995-96
Gump Worsley	107	39	37	24	0	-	261	2.62	-	-	3	2	1969-74

- 1 Jack Campbell, Jhonas Enroth, Johan Hedberg, Dan Ellis, Roman Turek, Mike Torchia, Brian Hayward, Kari Takko, Rottie Melanson, Mike Sands, Pete LoPresti, Gilles Gilbert, Gump Worsley, Gary Bauman, Carl Wetzel, Louie Levasseur
- 2 Dan Hamhuis, Kris Russell, Jyrki Jokipakka, Niklas Grossmann, Willie Mitchell, Derian Hatcher, Curt Giles, Ron Wilson, Bill Butters, Dwight Bialowas, Chris Ahrens, Barry Gibbs, John Baby, Larry Hillman
- 3 John Klingberg, Stephane Robidas, John Erskine, Sylvain Cote, Craig Ludwig, Rob Zetter, Ken Leiter, Rob Rouse, Fred Barrett, John Miszuk, Mike Chernoff, Bob McCord, Jean Guy Talbot
- 4 Jason Demers, Brenden Dillon, Dan Jancevski, Mattias Norstrom, Janne Niinimaa, Lyle Odelein, Dave Manson, Gerald Diduck, Sami Helenius, Jamie Pushor, Sergey Gusev, Kevin Hatcher, Richard Matvichuk, Chris Dahlquist, Craig Hartsburg, Jean Potvin, Chris Ahrens, Ted Harris, Jerry Engele, Marshall Johnston, Elmer Vasko
- 5 Jamie Oleksiak, Matt Niskanen, Darryl Sydor, Trevor Daley, Doug Zmolek, Brad Berry, Rob Ramage, Neil Wilkinson, Ville Siren, Shawn Chambers, Jari Gronstrand, Dave Richter, Brad Maxwell, Dennis O'Brien, Leo Boivin, Gary Dineen, Pete Gogan, Wayne Hillman, Gary Geldart
- 6 Julius Honka, Trevor Daley, Chris Therien, Sami Helenius, Dave Manson, Kevin Dean, Doug Lidster, Dan Keczer, Darryl Sydor, Corey Millen, Mike Donnelly, Pelle Eklund, Jim Johnson, Brian Glynn, Frantisek Musil, Larry DePalma, Randy Velischek, Murray Brumwell, Paul Shmyr, Doug Hicks, Gary Bergman, Doug Mohns, Dick Redmond, Mike McMahon, Dan Poulin, Udo Klessling, Peter Hayek
- 7 **Neal Broten**, Glen Sharpley, Blake Dunlop, Dave Cressman, Jim McElmury, Terry Caffery, Danny O'Shea, Bill Collins, Sandy Fitzpatrick, Bob Charlebois
- 8 Jim Johnson, Larry Murphy, Terry Ruskowski, Brian Lawton, Kent-Erik Andersson, **Bill Goldsworthy**, Andre Pronovost
- 9 **Mike Modano**, Dennis Maruk, Mark Johnson, Kevin Maxwell, Ron Zanussi, Blake Dunlop, Henry Boucha, Charlie Burns, Milan Marcetta, Len Lunde, Murray Hall
- 10 Martin Hanzal, Patrick Sharp, Shawn Horcoff, Brenden Morrow, Brian Skrudland, Todd Harvey, Dave Barr, Gaetan Duchesne, Marc Habscheid, Curt Fraser, Stepane Roy, George Servinis, Larry DePalma, Gordie Roberts, Dave Hanson, Alex Pirus, Murray Oliver, Ray Cullen
- 11 Curtis McKenzie, Dustin Jeffrey, Derek Roy, Jake Dowell, Aaron Gagnon, Brendan Morrison, Jeff Halpern, Jaroslav Svoboda, Rob Valicevic, Ulf Dahlen, Blake Sloan, Juha Lind, Mike Donnelly, Jarkko Varvio, Don Quinn, Marc Bureau, Mike Gartner, Don Barber, Brian Lawton, Sean Toomey, Tom McCarthy, J.P. Parise, Harvey Bennett, Bill Fairbairn, Norm Gratton, Ted Taylor
- 12 Radek Faksa, Alex Chiasson, Raymond Sawada, Randy McKay, Mike Keane, Bob Errey, Grant Ledyard, Stewart Gavin, Keith Acton, Ken Solheim, Warren Young, Danny Chioine, Mike Fidler, Steve Jensen, Richard Nantais, Doug Rombough, Jerry Byers, Ted Hampson, Danny Seguin, Barrie MacKenzie, Wayne Connelly, Tom Williams
- 13 Mattias Janmark, Ray Whitney, Krystofer Barch, Bill Guerin, Valeri Kamensky, Bob Brooke, Bill Stewart, Tim Trimper
- 14 Jamie Benn, Stu Barnes, Jon Sim, Juha Lind, Dave Reid, Daniel Marois, Paul Cavallini, Todd Elik, Doug Smail, Aaron Broten, David Archibald, Scott Bjuggstad, Tim Coulis, Jordy Douglas, Brad Palmer, Danny Chioine, Per-Olov Brasar, Wes Jarvis, Johnny Rogers, Ernie Hicke, Don Blackburn, Bill Heindl, Bob Barlow, Parker MacDonald
- 15 Patrik Nemeth, Scott Glennie, Jamie Langenbrunner, Niklas Hagman, Jamie Langenbrunner, Dave Gagner, Raimo Helminen, Kent Nilsson, Jim Archibald, Paul Holmgren, Bobby Smith, Dean Talafoos, Rod Norrish, Bobby Rousseau, Danny Lawson, Barrie Meissner, Andre Boudrias, Grant Erickson
- 16 Jason Dickinson, Ryan Garbutt, Adam Burish, Sean Avery, Brad Winchester, Blake Sloan, Manny Malhotra, Pat Verbeek, Brett Hull, Jamie Langenbrunner, Dean Evason, Brian Propp, Clark Donatelli, Mike McHugh, Wally Schreiber, Rich Boh, Bill Terry, Pat Micheletti, Mark Pavelich, Paul Houck, Marc Habscheid, Perry Martin, Mark Napier, Wes Jarvis, Anders Hakansson, Mike Polich, Pierry Jarry, Glen Sather, Jude Drouin, Dean Magee, Claude Larose, Gary Dineen, Duke Harris, George Standing, Bronco Horvath, Andre Pronovost
- 17 Devin Shore, Rich Peverley, Toby Petersen, Ladislav Nagy, Mathias Tjarnqvist, Valeri Bure, Stephane Robidas, Benoit Brunet, Ted Donato, Scott Thornton, Warren Luhning, Brent Severyn, Patrick Cote, Bill Huard, Mike McPhee, Basil McRae, Paul Houck, Bo Berglund, Ed Hospodar, Brent Ashton, Anders Hakansson, Tim Young, Fred Stanfield, Bob Nevin, Joey Johnston, Kim McDougall, Dave Balon, Norm Beaudin
- 18 Tyler Pitlick, Patrick Eaves, Chris Mueller, Reilly Smith, Eric Godard, James Neal, Rob DiMaio, Grant Ledyard, Joel Bouchard, Derek Plante, Chris Tancill, Mike Lalor, Jim McKenzie, Bobby Smith, Curt Fraser, Al Tuer, Paul Houck, Emanuel Viveiros, David Jensen, Mike Eaves, Jim McKenny, Jamie Galtimore, Bryan Hextall, Don Martineau, Ted Harris, Mike Chernoff, Danny Seguin, Bill Collins
- 19 **Bill Masterton**
- 20 Cody Eakin, Radek Dvorak, Brian Sutherby, Antti Miettinen, Ed Belfour, Brent Fedyk, Nikolai Borschevsky, Jamie Langenbrunner, Iain Fraser, Mike Craig, Peter Lappin, Dino Ciccarelli, Bob Flockhart, Bryan Maxwell, Tom Reid, Don Johns
- 21 Antoine Roussel, Loui Eriksson, Junior Lessard, Guy Carbonneau, Paul Broten, Derrick Smith, Perry Berezan, Moe Mantha, Dirk Graham, George Ferguson, Jack Carlson, Bill Hogaboam, Robbie Laird, Dennis Maruk, Doug Rombough, Dave Cressman, John Fleisch, Danny Grant, Bill Plager
- 22 Jiri Hudler, Colton Sceviour, Landon Wilson, Junior Lessard, Kirk Muller, Pavel Patera, Brett Hull, Craig Muni, Dan Keczer, Robert Petrovich, Trent Klatt, Ulf Dahlen, Mitch Messier, Dusan Pasek, John Barrett, Tom Hirsch, Bob Rouse, Gary Sargent, Roland Eriksson, Dennis Hextall, Walt McKechnie, Bob Woytowich
- 23 Esa Lindell, Kevin Connaughton, Tom Wandell, Mathias Tjarnqvist, Martin Rucinsky, Jyrki Lumme, Chris Murray, Aaron Gavey, Greg Adams, Alan May, Gord Donnelly, Duane Joyce, Derrick Smith, Mark Osiecki, Brian Bellows, Ron Meighan, Greg Smith, Lou Nanne
- 24 Jordie Benn, Eric Nystrom, Brandon Segal, Vojtech Polak, Nathan Perrott, Richard Matvichuk, Mark Tinordi, Richard Zemlak, Willi Plett, Bill Nyrop, Jim Dobson, Tony White, Kris Manery, Bryan Maxwell, Doug Hicks, Gary Gambucci, Tom Polanic, Duane Rupp, Jon Fontas, Joe Contini, Roger Melin
- 25 Brett Ritchie, Matt Fraser, Chris Conner, Nolan Baumgartner, Jeremy Stevenson, Joe Nieuwendyk, Dan Kesa, Peter Zetzl, Rob Brown, Kip Miller, Paul Jerrard, Mitch Messier, Gordie Roberts, Jack Carlson, Tony McKegney, Al MacAdam, Tom Colley, Bruce McIntosh, Gordie LaBossiere, Tom Polanic, Ken Broderick, Darryl Sly

- 26** Jere Lehtinen, Russ Courtnall, David Shaw, Shawn Chambers, Pat Micheletti, Ken Duggan, Paul Boutilier, Dave Langevin, Gord Sherven, John Markell, Brad Maxwell, Bryan Maxwell, Steve Payne, Nick Beverley, Tom Colley, Bruce McIntosh, Buster Harvey, Ken Broderick, Bill Urban, Terry Holbrook, Bob Whitlock, Bob Paradise
- 27** Adam Cracknell, Travis Moen, Aaron Rome, Adam Pardy, Jason Williams, Andrew Hutchinson, Patrik Stefan, Patrick Traverse, Teppo Numminen, Manny Malhotra, Shaun Van Allen, Shawn Chambers, Marc Labelle, Shane Churta, Brian MacLellan, Stephane Roy, Gilles Meloche, Jim Roberts, Craig Cameron, John Flesch, Tony Featherstone, Wayne Mulin, Marshall Johnston
- 28** Stephen Johns, Lane MacDermid, Mark Fistric, David Oliver, Greg Hawgood, Donald Audette, Richard Jackman, Jason Botterill, Bob Bassen, Travis Richards, James Black, Derian Hatcher, Dave Mackey, Reed Larson, Ken Hodge, Gord Dineen, Pat Price, Mats Hallin, Alain Langlais, Harold Snepsts, Ron Meighan, Steve Christoff, Jim Boo, Jim Roberts, Lars Lindgren, Craig Cameron, Rick Chinnick, Jon Fontas
- 29** Greg Pateryn, Anders Lindback, Steve Ott, Grant Marshall, Trent Klatt, Warren Babe, Jay Caulfield, Tim Coulis, Dave Richter, Ron Friest, Mike Antonovich, Tom Youngmans, Bob Bergloff, Alain Langlais, Dean Prentice, Murray Oliver, Brian Smith, Roger Melin, Bob Cook
- 30** Ben Bishop, Tim Thomas, Dan Ellis, Andrew Raycroft, Corey Hirsch, Manny Fernandez, Jon Casey, George Servinis, Stephane Roy, Jim Craig, Cesare Maniago, Gary Smith, Gilles Gilbert, Ted McCaskill, Carl Wetzel, Steve Janaszak
- 31** Antti Niemi, Richard Bachman, Tobias Stephan, Ron Tugnutt, Jordan Willis, Mark Janssens, Larry DePalma, Wally Schreiber, Kirk Tomlinson, George Servinis, Jim Archibald, Ken Sothiem, Ron Friest
- 32** Kari Lehtonen, Don Sweeney, Claude Lemieux, Jim Montgomery, Arturs Irbe, Travis Richards, Jamie Langenbrunner, Doug Barrault, Brad Berry, Scott Sandelin, Pat MacLeod, Kevin Kaminski, Emanuel Viveiros, Randy Smith, Dan Mandich, Don Jackson, Jim Dobson, Archie Henderson
- 33** Marc Methot, Alex Goligoski, Matt Climie, Doug Janik, Scott Pellerin, Benoit Hogue, Mike Needham, Jim McKenzie, Tommy Sjodin, Daniel Berthiaume, Don Beaupre
- 34** Mark Wotton, Petr Buzek, Darcy Wakaluk, Steve Gotaas, Mike Berger, Paul Houck, Ron Wilson, Tim Helmer, Craig Levie
- 35** Mike McKenna, Marty Turco, Andy Moog, Darcy Wakaluk, Jarmo Myllys, Mike Sands, George Edwards, Paul Harrison, Gilles Gilbert, Fern Rivard, Lindsay Middlebrook
- 36** Cameron Gaunce, Philip Larsen, Garrett Stafford, Jussi Jokinen, Steve Gainey, Roman Lyashenko, Jeff Mitchell, Link Gaetz, Chris Pryor
- 37** Justin Dowling, Patrik Nemeth, Karlis Skrastins, Mark Parrish, Lubomir Sekeras, Jeff MacMillan, Brad Lukowich, Zac Boyer, Neil Brady, Mitch Messier, Don Barber, Dave Archibald, Paul Houck, Bill Stewart, Don Biggs, Tim Trimmer
- 38** Mark McNeill, Lauri Korpikoski, Vernon Fiddler, Dan Jancevski, Alan Letang, Jason Botterill, Mark Lawrence, Roy Mitchell, Steve Martinson, Jayson More, Mitch Messier
- 39** Travis Morin, Joel Lundqvist, Niko Kapanen, Kelly Fairchild, Mike Kennedy, Peter Douris, Mike Kennedy, Enrico Ciccone, Neil Wilkinson
- 40** Remi Elie, Jussi Rynnas, Ryan Garbutt, Johan Holmqvist, Gavin Morgan, Greg Leeb, Patrick Cote, Pat MacLeod, Dean Kolstad
- 41** Christopher Nilstorp, Brent Krahn, Mike Smith, Martin Skoula, Brent Gilchrist, Keith Aldridge, Tony Hrkac, Jarrod Skalde, Tony Hrkac, Brent Gilchrist, Allen Pedersen, Rob Zettler
- 42** Junior Lessard, Dan Jancevski, Jon Klemm, Steve Gainey, Sergei Makarov
- 43** Valeri Nichushkin, Jamie Oleksiak, Philippe Boucher, Steve Gainey, Jim Storm, Gord Donnelly, Helmut Balderis
- 44** Sheldon Souray, Jeff Woywitka, Steve Begin, B.J. Crombeen, Jaroslav Modry, Jason Arnott, Aaron Gavey, Patrick Cote, Randy Wood, Reid Simpson, Kevin Evans, Steve Payne
- 45** Brenden Morrow, Allan Bester, Mike McHugh
- 46** Gemel Smith, Jamie Wright, Dan Keczer
- 47** Alexander Radulov, Johnny Oduya, Aaron Downey, Mario Thyer
- 48** Dillon Heatherington, Francis Wathier, Scott Young, Scott Robinson
- 49** Jon Sim
- 50** Krystofer Barch, Ryan Christie
- 51** John MacLean
- 53** Vojtech Polak
- 55** Sergei Gonchar, Darryl Sydor, John Erskine, Tyler Bouck, Brad Maxwell
- 56** Sergei Zubov
- 57** Colton Sceviour
- 58** Jordie Benn
- 59** Ivan Vishnevskiy
- 60** Antoine Roussel
- 63** Mike Ribeiro
- 64** Brendan Ranford
- 65** Chris Conner
- 68** Jaromir Jagr
- 72** Erik Cole, Shayne Corson
- 73** Maxime Fortunas, Michael Ryder, Brad Lukowich
- 77** Matthew Barnaby, Pierre Turgeon
- 81** Tomas Vincour
- 83** Ales Hemsky
- 88** Eric Lindros
- 90** Jason Spezza
- 91** Tyler Seguin, Brad Richards
- 92** Todd Fedoruk
- 96** Fabian Brunnstrom
- 98** Brian Lawton



PLAYOFF
RECORDS



ALL-TIME PLAYOFFS VS. OPPONENTS // DALLAS STARS HOCKEY CLUB

TEAM	SERIES	W	L	GP	W	L	GF	GA	LAST	ROUND	RESULT
Anaheim	3	1	2	18	8	10	52	47	2014	1st	L, 2-4
Boston	1	1	0	3	3	0	20	13	1981	1st	W, 3-0
Buffalo	3	2	1	13	8	5	39	37	1999	Final	W, 4-2
Calgary*	1	1	0	6	4	2	25	18	1981	3rd	W, 4-2
Chicago	6	2	4	33	14	19	119	119	1991	1st	W, 4-2
Colorado	4	2	2	24	10	14	62	66	2006	1st	L, 1-4
Detroit	4	0	4	24	8	16	50	72	2008	3rd	L, 2-4
Edmonton	8	6	2	42	27	15	118	104	2003	1st	W, 4-2
Los Angeles	1	1	0	7	4	3	26	21	1968	1st	W, 4-3
Minnesota	1	1	0	6	4	2	21	17	2016	1st	W, 4-2
Montreal	2	1	1	13	6	7	37	48	1980	2nd	W, 4-3
New Jersey	1	0	1	6	2	4	9	15	2000	Final	L, 2-4
NY Islanders	1	0	1	5	1	4	16	26	1981	Final	L, 1-4
Philadelphia	2	0	2	11	3	8	26	41	1980	1st	L, 1-4
Pittsburgh	1	0	1	6	2	4	16	28	1991	Final	L, 2-4
San Jose	3	3	0	17	12	5	46	30	2008	2nd	W, 4-2
St. Louis	13	6	7	73	37	36	211	212	2016	2nd	L, 3-4
Toronto	2	2	0	7	6	1	35	26	1983	1st	W, 3-1
Vancouver	2	0	2	12	4	8	23	31	2007	1st	L, 3-4
TOTAL	59	29	30	326	163	165	951	972			

ALL-TIME PLAYOFF GAME SEVENS

DATE	ROUND	OPPONENT	SCORE	OT
April 18, 1968	QuarterFinals	@ Los Angeles	W, 9-4	
May 3, 1968	SemiFinals	@ St. Louis	L, 1-2*	22:50
April 16, 1972	Quarterfinals	St. Louis	L, 1-2*	10:07
April 27, 1980	Quarterfinals	@ Montreal	W, 3-2	
April 22, 1984	Division Finals	St. Louis	W, 4-3*	6:00
April 16, 1990	Division Semifinals	@ Chicago	L, 2-5	
April 30, 1992	Division Semifinals	@ Detroit	L, 2-5	
April 29, 1997	Conference Quarterfinals	Edmonton	L, 3-4*	12:26
June 4, 1999	Conference Finals	Colorado	W, 4-1	
May 27, 2000	Conference Finals	Colorado	W, 3-2	
April 23, 2007	Conference Quarterfinals	@ Vancouver	L, 1-4	
May 11, 2016	Second Round	St. Louis	L, 1-6	

LONGEST PLAYOFF OVERTIME CONTESTS

DATE	OPPONENT	RESULT	TIME	SCORER	STARS GOALIE
April 24, 2003	vs. ANA (GM1)	3-4 L (LS)	80:48	Petr Sykora	Marty Turco
April 11, 2007	@ VAN (GM1)	4-5 L (LS)	78:06	Henrik Sedin	Marty Turco
May 4, 2008	vs. SJS (GM6)	2-1 W (WS)	69:03	Brenden Morrow	Marty Turco
April 27, 1999	@ EDM (GM4)	3-2 W (WS)	57:34	Joe Nieuwendyk	Ed Belfour
June 19, 1999	@ BUF (GM6)	2-1 W (WS)	54:51	Brett Hull	Ed Belfour
June 8, 2000	@ NJD (GM5)	1-0 W (LS)	46:21	Mike Modano	Ed Belfour
May 1, 2001	@ STL (GM3)	2-3 L (LS)	29:26	Cory Stillman	Ed Belfour
June 10, 2000	vs. NJD (GM6)	1-2 L (LS)	28:20	Jason Arnott	Ed Belfour
April 14, 2004	vs. COL (GM4)	2-3 L (LS)	25:18	Marek Svatos	Marty Turco
May 3, 1968	@ STL (GM7)	1-2 L (LS)	22:50	Ron Shock	Cesare Maniago

GAMES PLAYED

RANK	PLAYER	GMS
1	Mike Modano	174
2	Neal Broten	115
3	Sergei Zubov	114
4	Jere Lehtinen	108
5	Richard Matvichuk	107
6	Derian Hatcher	100
7	Darryl Sydor	99
8	Curt Giles	92
9	Brian Bellows	81
10	Brenden Morrow	78

POINTS

RANK	PLAYER	PTS
1	Mike Modano	145
2	Brian Bellows	83
3	Neal Broten	79
4	Bobby Smith	76
5	Sergei Zubov	72
6	Steve Payne	70
7	Dino Ciccarelli	51
T8	Jere Lehtinen	49
T8	Brad Maxwell	49
T10	Dave Gagner	46
T10	Brett Hull	46

GOALS

RANK	PLAYER	W
1	Mike Modano	58
2	Steve Payne	35
3	Brian Bellows	34
T4	Dino Ciccarelli	28
T4	Neal Broten	28
6	Jere Lehtinen	27
7	Bobby Smith	26
8	Joe Nieuwendyk	25
9	Dave Gagner	22
10	Brett Hull	21

ASSISTS

RANK	PLAYER	A
1	Mike Modano	87
2	Sergei Zubov	57
3	Neal Broten	51
4	Bobby Smith	50
5	Brian Bellows	49
6	Brad Maxwell	39
7	Steve Payne	35
8	Darryl Sydor	32
9	Gordie Roberts	30
10	Craig Hartsburg	27

PIM

RANK	PLAYER	PIM
1	Willi Plett	201
2	Shane Churla	189
3	Derian Hatcher	183
4	Basil McRae	174
5	Brad Maxwell	131
6	Mike Modano	128
7	Richard Matvichuk	114
8	Brian Bellows	111
9	Curt Giles	110
10	Bobby Smith	106

GAME-WINNING GOALS

RANK	PLAYER	GWG
1	Mike Modano	15
T2	Joe Nieuwendyk	9
T2	Steve Payne	9
T4	Dino Ciccarelli	7
T4	Bobby Smith	7
T6	Brett Hull	6
T6	Jamie Langenbrunner	6
T8	Stu Barnes	4
T8	Bill Goldsworthy	4
10	Many Tied	3

POWER PLAY GOALS

RANK	PLAYER	PPG
1	Mike Modano	24
2	Brian Bellows	18
T3	Dave Gagner	13
T3	Steve Payne	13
T5	Dino Ciccarelli	10
T5	Craig Hartsburg	10
T7	Brenden Morrow	9
T7	Bobby Smith	9
T7	Sergei Zubov	9
T10	Neal Broten	8
T10	Brian Propp	8

PLUS/MINUS

RANK	PLAYER	+/-
1	Sergei Zubov	18
T2	Craig Ludwig	12
T2	Darryl Sydor	9
T4	Mike Keane	8
T5	Greg Adams	7
T5	Gordie Roberts	7
T7	Jim Johnson	6
T7	Scott Young	6
T9	Shawn Horcoff	5
T9	Brett Hull	5
T9	Brad Lukowich	5
T9	Mattias Norstrom	5
T9	Ron Wilson	5

TEAM RECORDS, PLAYOFF YEAR

Most Wins: 16, 1999
 Most home wins: 9, 1999; 2000
 Most road wins: 7, 1999
 Most goals: 84, 1981
 Most goals against: 74, 1981
 Most power play goals: 35, 1991
 Most overtime goals: 8, 1999
 Most overtime games: 8, 1999
 Most games played: 23, 1991; 1999; 2000
 Latest ending date: June 19, 1999
 Most victories in succession: 6, 1981; 1999
 Longest shutout sequence: 165:15, Marty Turco vs. Vancouver, 2007
 Longest shutout sequence against: 136:13, Tim Cheveldae, Detroit, 1992
 Most consecutive games allowing two or fewer goals: 10, 1998

TEAM RECORD, SERIES

Most goals: 29 vs. Chicago, 1985
 Most goals against: 33 vs. Chicago, 1985
 Most goals, both teams, best of five series: 33 vs. Boston, 1981
 Most goals, one team, best of five series: 20 vs. Boston, 1981
 Fewest goals against, best of five series: 5 vs. St. Louis, 1985
 Most goals, best of seven series: 29 vs. Chicago
 Most goals against, best of seven series: 33 vs. Chicago
 Most goals, both teams, best of seven series: 62 vs. Chicago
 Most power play goals, one team: 15 vs. Chicago
 Most power play goals, both teams: 21 vs. Chicago
 Most overtime games: 4 vs. St. Louis, 1968 (1-3); vs. St. Louis, 1999 (2-2); vs. Edmonton, 2001 (3-1); vs. San Jose, 2008 (3-1)

TEAM RECORDS, GAME

Most goals: 9 (2X) vs. Los Angeles Kings in 9-3 win April 18, 1968; 9-6 win vs. Boston April 9, 1981
 Most goals, both teams: 15 vs. Boston in 9-6 win, April 9, 1981
 Most goals, against: 8 by Edmonton in 8-5 loss, April 28, 1984, 8 by Pittsburgh in 8-0 loss, May 25, 1991
 Most power play goals: 5 vs. Chicago, April 12, 1991
 Most power play goals, both teams: 8 vs. St. Louis, April 24, 1991
 Most power play goals against: 4 vs. Philadelphia, May 4, 1980, 4 vs. St. Louis, April 24, 1991, 4 vs. Detroit, May 11, 1995
 Most shorthanded goals: 2 vs. Calgary, April 28, 1981; vs. Pittsburgh, May 23, 1991
 Fastest two shorthanded goals: 24 seconds by Gordie Roberts of 19:48 of 2nd Period and Al MacAdam at 0:12 of the third period vs. Calgary, April 28, 1991
 Most shorthanded goals, both teams: 4, Boston (3) vs. Stars (1), April 11, 1981
 Most penalty minutes: 77 vs. Chicago, April 6, 1991
 Most penalty minutes, both teams: 146 vs. Chicago, April 6, 1991
 Greatest margin of victory: 6 goals, vs. Chicago (6-0), April 12, 1991, 6-0 vs. St. Louis, April 18, 1984; vs. Chicago (7-1), April 10, 1982
 Greatest margin of defeat: 8 goals, 8-0 by Pittsburgh, May 25, 1991
 Most shots on goal: 76 at Vancouver in 5-4 loss, April 11, 2007 (4 OT)
 Most shots on goal against: 62 vs. San Jose, May 4, 2008 (4 OT)
 Fewest shots on goal: 14 at San Jose, April 26, 1998; at Edmonton, May 7, 1998; vs. Detroit, May 24, 1998; at St. Louis, May 9, 2016
 Longest game: 140 minutes and 48 seconds vs. Anaheim in 4-3 loss, April 24, 2003 (Petr Sykora scored at 48 seconds of the fifth sudden death overtime period)
 Shortest overtime game: 60 minutes and 22 seconds vs. Buffalo in 4-3 win, April 16, 1981 (Steve Payne scored at 0:22 of the first sudden death overtime period)

TEAM RECORDS, PERIOD

Most goals: 5 vs. Chicago in 6-5 loss, April 8, 1991; vs. Edmonton in 8-5 loss, April 28, 1984; vs. Montreal in 5-2 win April 24, 1980, vs. Los Angeles in 9-4 win, April 18, 1968
 Most power play goals: 4 vs. Edmonton in 8-5 loss, April 28, 1984
 Most power play goals against: 3 vs. Philadelphia, May 1, 1980
 Most shots on goal: 30 in second period vs. Toronto, April 8, 1980
 Most shots on goal against: 22, in first period at Edmonton, April 16, 2000
 Most penalty minutes: 60 vs. Chicago, April 7, 1982
 Most penalty minutes, both teams: 125 vs. Chicago, April 7, 1982

INDIVIDUAL RECORDS, PLAYOFF YEAR

Most goals: 17, Steve Payne, 1981
 Most overtime goals: 2, Steve Payne, 1981, Joe Nieuwendyk, 1999; Brenden Morrow, 2008
 Most assists: 19, Brian Bellows, 1991
 Most points: 29, Steve Payne, 1981, Brian Bellows, 1991
 Most penalty minutes: 94, Basil McRae, 1991
 Most goals by a rookie: 14, Dino Ciccarelli, 1981
 Most points by a rookie: 21, Dino Ciccarelli, 1981
 Most power play goals: 8, Brian Propp, 1991
 Most game-winning goals: 6, Joe Nieuwendyk, 1999
 Lowest goals-against average: 1.30, Marty Turco, 2007
 Most wins by a goaltender: 16, Ed Belfour, 1999
 Most games played by a goaltender: 23, Jon Casey, 1991; Ed Belfour, 1999 & 2000
 Most goals by a defenseman: 5, Brad Maxwell, 1983; Craig Hartsburg, 1985; Mark Tinordi, 1991
 Most assists by a defenseman: 12, Craig Hartsburg, 1981; Sergei Zubov, 1999
 Most points by a defenseman: 15, Craig Hartsburg, 1981
 Most consecutive games with goals: 5, Steve Payne, 1981
 Most consecutive games with points: 8, Dennis Maruk, 1985; Tony McKegney, 1985; Neal Broten, 1991; Mike Modano, 2000

INDIVIDUAL RECORDS, SERIES

Most goals: 7, Steve Payne vs. Boston, 1981; Tony McKegney vs. Chicago, 1985
 Most assist: 9, Dennis Maruk vs. St. Louis, 1986
 Most points: 13, Dennis Maruk vs. St. Louis, 1986
 Most penalty minutes: 58, Basil McRae vs. St. Louis, 1989
 Lowest goals-against average: 0.77 by Ed Belfour vs. Edmonton, 1998
 Most shutouts: 3, Marty Turco vs. Vancouver, 2007

INDIVIDUAL RECORDS, GAME

Most goals: 3, Steve Payne vs. Boston, April 8, 1981; Dino Ciccarelli vs. Calgary, May 5, 1981; Dino Ciccarelli vs. Chicago, April 10, 1982, Bob Brooke vs. St. Louis, April 5, 1989
 Most assists: 4, Tim Young vs. Boston, April 9, 1981; Brad Maxwell vs. NY Islanders, May 19, 1981; Bobby Smith vs. Chicago, April 10, 1982, Brian Bellows vs. Chicago, April 12, 1991
 Most points: 5, Tim Young vs. Boston, April 9, 1981; Dino Ciccarelli vs. Calgary, May 5, 1981; Dino Ciccarelli vs. Chicago, April 10, 1982.
 Most penalty minutes: 27, Barry Gibbs vs. St. Louis, April 6, 1971
 Most assists by a defenseman: 4, Brad Maxwell vs. NY Islanders, May 19, 1981
 Most points by a defenseman: 4, Brad Maxwell vs. NY Islanders, May 19, 1981
 Fastest goal to start of game: 9 seconds, Bill Collins vs. Los Angeles, April 9, 1968; Dave Balon vs. St. Louis, April 25, 1968; Murray Oliver vs. St. Louis, April 8, 1971

INDIVIDUAL RECORDS, PERIOD

Most points in a period: 4, Brad Richards vs. San Jose, April 27, 2008, third period; Dave Gagner vs. Chicago, April 8, 1991, first period

PLAYOFF GAME-BY-GAME // DALLAS STARS HOCKEY CLUB

YEAR	GAME	DATE	TEAM	SCORE	OT	ATTD.	GWG	GOALIE
1968	[Quarterfinals - Beat Los Angeles 4-3]							
	1	April 4	Ⓐ LAK	1-2 L		6,847	White	Maniago
2	2	April 6	Ⓐ LAK	0-2 L		8,114	L. MacDonald	Maniago
3	3	April 9	LAK	7-5 W		6,797	Collins	Maniago
4	4	April 11	LAK	3-2 W		8,843	Balon	Maniago
5	5	April 13	Ⓐ LAK	2-3 L		10,685	Joyal	Maniago
6	6	April 16	LAK	4-3 W	9:11	8,380	Marcetta	Maniago
7	7	April 18	Ⓐ LAK	9-4 W		11,214	P. MacDonald	Maniago
	[Semifinals - Lost to St. Louis 3-4]							
8	1	April 21	Ⓐ STL	3-5 L		11,117	McCreary	Maniago
9	2	April 22	STL	3-2 W	3:41	9,776	P. MacDonald	Maniago
10	3	April 25	Ⓐ STL	5-1 W		13,334	Goldsworthy	Maniago
11	4	April 27	Ⓐ STL	3-4 L	1:32	12,591	Sabourin	Maniago
12	5	April 29	Ⓐ STL	2-3 L	17:27	11,931	McCreary	Maniago
13	6	May 1	STL	5-1 W		15,172	Boudrias	Maniago
14	7	May 3	Ⓐ STL	1-2 L	22:50	15,556	Shock	Maniago
1969	Did Not Qualify							
1970	[Quarterfinals - Lost to St. Louis 2-4]							
15	1	April 7	Ⓐ STL	2-6 L		16,304	Sabourin	Maniago
16	2	April 9	STL	1-2 L		16,508	Goyette	Maniago
17	3	April 11	Ⓐ STL	4-2 W		14,544	Goldsworthy	Maniago
18	4	April 12	STL	4-0 W		14,877	Goldsworthy	Maniago
19	5	April 14	Ⓐ STL	3-6 L		17,208	Gray	Maniago
20	6	April 16	STL	2-4 L		14,908	Berenson	Maniago
1971	[Quarterfinals - Beat St. Louis 4-2]							
21	1	April 7	Ⓐ STL	3-2 W		18,590	Grant	Maniago
22	2	April 8	STL	2-4 L		18,774	Connelly	Maniago
23	3	April 10	STL	0-3 L		15,339	St. Marseille	Maniago
24	4	April 11	STL	2-1 W		14,657	Burns	Worsley
25	5	April 13	Ⓐ STL	4-3 W		19,132	Nanne	Worsley
26	6	April 15	STL	5-2 W		15,370	Rousseau	Worsley
	[Semifinals - Lost to Montreal 2-4]							
27	1	April 20	Ⓐ MTL	2-7 L		16,077	Lemaire	Worsley
28	2	April 22	Ⓐ MTL	6-3 W		16,601	Nanne	Maniago
29	3	April 24	MTL	3-6 L		15,364	Tremblay	Maniago
30	4	April 25	MTL	5-2 W		15,364	Parise	Maniago
31	5	April 27	Ⓐ MTL	1-6 L		15,854	Lapointe	Maniago
32	6	April 29	MTL	2-3 L		15,422	Houle	Maniago
1972	[Quarterfinals - Lost to St. Louis 3-4]							
33	1	April 5	STL	3-0 W		15,489	Prentice	Worsley
34	2	April 6	STL	6-5 W	1:36	14,674	Goldsworthy	Maniago
35	3	April 8	Ⓐ STL	1-2 L		18,882	Roberto	Worsley
36	4	April 9	Ⓐ STL	2-3 L		15,576	Barc. Plager	Maniago
37	5	April 11	STL	4-3 W		15,706	Drouin	Worsley
38	6	April 13	Ⓐ STL	2-4 L		19,008	Unger	Maniago
39	7	April 16	STL	1-2 L	10:07	15,635	O'Shea	Maniago
1973	[Quarterfinals - Lost to Philadelphia 2-4]							
40	1	April 4	Ⓐ PHL	3-0 W		16,600	D. Hextall	Maniago
41	2	April 5	Ⓐ PHL	1-4 L		16,600	Flett	Gilbert
42	3	April 7	PHL	5-0 W		15,647	D. Hextall	Maniago
43	4	April 8	PHL	0-3 L		15,449	Clarke	Maniago
44	5	April 10	Ⓐ PHL	2-3 L	8:35	16,600	Dornhoefer	Maniago
45	6	April 12	PHL	1-4 L		15,644	Lonsberry	Maniago
1974	Did Not Qualify							
1975	Did Not Qualify							
1976	Did Not Qualify							
1977	[Preliminary Round - Lost to Buffalo 0-2]							
46	1	April 5	Ⓐ BUF	2-4 L		16,433	Korab	LoPresti
47	2	April 7	BUF	1-7 L		15,503	Martin	LoPresti/Smith
1978	Did Not Qualify							
1979	Did Not Qualify							
1980	[Preliminary Round - Beat Toronto 3-0]							
48	1	April 8	TOR	6-3 W		13,073	Payne	Edwards
49	2	April 9	TOR	7-2 W		15,408	Sargent	Edwards
50	3	April 11	Ⓐ TOR	4-3 W	0:32	16,485	MacAdam	Edwards/Meloche

YEAR	GAME	DATE	TEAM	SCORE	OT	ATTD.	GWG	GOALIE
1980	[Quarterfinals — Beat Montreal 4-3]							
51	1	April 16	Ⓘ MTL	3-0 W		15,576	Andersson	Meloche
52	2	April 17	Ⓘ MTL	4-1 W		16,156	Payne	Meloche
53	3	April 19	MTL	0-5 L		15,820	Dupont	Meloche
54	4	April 20	MTL	1-5 L		15,708	Shutt	Meloche
55	5	April 22	Ⓘ MTL	2-6 L		16,372	Shutt	Meloche
56	6	April 24	MTL	5-2 W		13,829	Shmyr	Meloche
57	7	April 27	Ⓘ MTL	3-2 W		17,465	MacAdam	Meloche
	[Semifinals — Lost to Philadelphia 1-4]							
58	1	April 29	Ⓘ PHL	6-5 W		17,077	Payne	Meloche/Edwards
59	2	May 1	Ⓘ PHL	0-7 L		17,077	Holmgren	Edwards
60	3	May 4	PHL	3-5 L		15,706	Barber	Meloche
61	4	May 6	PHL	2-3 L		15,650	Barber	Edwards
62	5	May 8	Ⓘ PHL	3-7 L		17,077	Daley	Edwards/Meloche
1981	[Preliminary Round — Beat Boston 3-0]							
63	1	April 8	Ⓘ BOS	5-4 W	3:34	8,539	Payne	Meloche
64	2	April 9	Ⓘ BOS	9-6 W		9,069	Ciccarelli	Beaupre
65	3	April 11	BOS	6-3 W		15,784	Payne	Meloche
	[Quarterfinals — Beat Buffalo 4-1]							
66	1	April 16	Ⓘ BUF	4-3 W	0:22	13,845	Payne	Meloche
67	2	April 17	Ⓘ BUF	5-2 W		14,883	Ciccarelli	Meloche
68	3	April 19	BUF	6-4 W		15,784	Brote	Meloche
69	4	April 20	BUF	4-5 L	16:32	15,784	Ramsay	Meloche
70	5	April 22	Ⓘ BUF	4-3 W		15,066	MacAdam	Beaupre
	[Semifinals — Beat Calgary 4-2]							
71	1	April 28	Ⓘ CGY	4-1 W		7,226	Young	Meloche
72	2	April 30	Ⓘ CGY	2-3 L		7,266	Lavallee	Meloche
73	3	May 3	CGY	6-4 W		15,784	Christoff	Meloche
74	4	May 5	CGY	7-4 W		15,784	Ciccarelli	Beaupre
75	5	May 7	Ⓘ CGY	1-3 L		7,266	MacMillan	Meloche
76	6	May 9	CGY	5-3 W		15,784	Palmer	Meloche
	[Stanley Cup Finals — Lost to NY Islanders 1-4]							
77	1	May 12	Ⓘ NYI	6-3 L		15,008	Carroll	Meloche
78	2	May 14	Ⓘ NYI	6-3 L		15,008	Potvin	Beaupre
79	3	May 17	NYI	5-7 L		15,784	Goring	Meloche
80	4	May 19	NYI	4-2 W		15,784	Payne	Beaupre
81	5	May 21	Ⓘ NYI	1-5 L		15,008	Merrick	Beaupre
1982	[Division Semifinals — Lost to Chicago 1-3]							
82	1	April 7	CHI	2-3 L	3:34	15,597	Fox	Meloche
83	2	April 8	CHI	3-5 L		15,646	Savard	Beaupre
84	3	April 10	Ⓘ CHI	7-1 W		20,960	Ciccarelli	Meloche
85	4	April 11	Ⓘ CHI	2-5 L		14,367	Secord	Meloche
1983	[Division Semifinals — Beat Toronto 3-1]							
86	1	April 6	TOR	5-4 W		15,184	Smith	Beaupre
87	2	April 7	TOR	5-4 W	5:03	15,204	Smith	Beaupre
88	3	April 9	Ⓘ TOR	3-6 L		16,382	Poddubny	Beaupre
89	4	April 10	Ⓘ TOR	5-4 W	8:05	16,382	Ciccarelli	Meloche
	[Division Finals — Lost to Chicago 1-4]							
90	1	April 14	Ⓘ CHI	2-5 L		17,432	Fraser	Meloche
91	2	April 15	Ⓘ CHI	4-7 L		17,506	Lysiak	Beaupre
92	3	April 17	CHI	5-1 W		15,784	Ciccarelli	Meloche
93	4	April 18	CHI	3-4 L	10:34	15,445	Preston	Meloche
94	5	April 20	Ⓘ CHI	2-5 L		17,439	Paterson	Meloche
1984	[Division Semifinals — Beat Chicago 3-2]							
95	1	April 4	CHI	1-3 L		14,366	Secord	Meloche
96	2	April 5	CHI	6-5 W		15,206	Broten	Meloche
97	3	April 7	Ⓘ CHI	4-1 W		17,371	Acton	Beaupre
98	4	April 8	Ⓘ CHI	3-4 L		16,478	Murray	Beaupre
99	5	April 10	CHI	4-1 W		15,784	Ferguson	Beaupre
	[Division Finals — Beat St. Louis 4-3]							
100	1	April 12	STL	2-1 W		13,615	Ciccarelli	Beaupre
101	2	April 13	STL	3-4 L	16:16	15,598	Gilmour	Beaupre
102	3	April 15	Ⓘ STL	1-3 L		18,876	Wickenheiser	Beaupre
103	4	April 16	STL	3-2 W		17,023	McCarthy	Beaupre
104	5	April 18	STL	6-0 W		15,423	Payne	Beaupre
105	6	April 20	Ⓘ STL	0-4 L		16,411	Federko	Beaupre
106	7	April 22	STL	4-3 W	6:00	15,603	Payne	Beaupre
	[Conference Finals — Lost to Edmonton 0-4]							
107	1	April 24	Ⓘ EDM	1-7 L		17,498	Gretzky	Beaupre/Meloche
108	2	April 26	Ⓘ EDM	3-4 L		17,498	Gretzky	Beaupre
109	3	April 28	EDM	5-8 L		15,784	Linseman	Beaupre
110	4	May 1	EDM	1-3 L		15,507	Linseman	Meloche

PLAYOFF GAME-BY-GAME // DALLAS STARS HOCKEY CLUB

YEAR	GAME	DATE	TEAM	SCORE	OT	ATTD.	GWG	GOALIE
1985	(Division Semifinals — Beat St. Louis 3-0)							
111	1	April 10	@ STL	3-2 W		10,833	Acton	Meloche
112	2	April 11	@ STL	4-3 W		11,725	Acton	Meloche
113	3	April 13	STL	2-0 W		13,723	McKegney	Meloche
	(Division Finals — Lost to Chicago 2-4)							
114	1	April 18	@ CHI	8-5 W		17,389	Coulis	Meloche
115	2	April 21	@ CHI	2-6 L		17,592	Fraser	Meloche
116	3	April 23	CHI	3-5 L		14,203	Secord	Meloche/Beaupre
117	4	April 25	CHI	6-7 L	21:57	14,681	Darryl Sutter	Beaupre/Meloche
118	5	April 28	@ CHI	5-4 W	1:14	17,488	Maruk	Meloche/Beaupre
119	6	April 30	CHI	5-6 L	15:41	15,097	Darryl Sutter	Beaupre
1986	(Division Semifinals — Lost to St. Louis 2-3)							
120	1	April 9	STL	1-2 L		13,427	Gilmour	Beaupre
121	2	April 10	STL	6-2 W		12,592	Graham	Beaupre
122	3	April 12	@ STL	3-4 L		13,652	Federko	Beaupre
123	4	April 13	@ STL	7-4 W		13,509	Graham	Beaupre
124	5	April 15	STL	3-6 L		15,953	Beers	Beaupre
1987	Did Not Qualify							
1988	Did Not Qualify							
1989	(Division Semifinals — Lost to St. Louis 1-4)							
125	1	April 5	@ STL	3-4 L	11:55	11,130	Hull	Casey
126	2	April 6	@ STL	3-4 L	5:30	11,644	Meagher	Takko
127	3	April 8	STL	3-5 L		11,273	Hull	Casey/Takko
128	4	April 9	STL	5-4 W		8,013	Barber	Casey
129	5	April 11	@ STL	1-6 L		14,854	Zezel	Casey
1990	(Division Semifinals — Lost to Chicago 3-4)							
130	1	April 4	@ CHI	2-1 W		17,427	Bellows	Casey
131	2	April 6	@ CHI	3-5 L		17,822	Roenick	Casey
132	3	April 8	CHI	1-2 L		15,196	Prestley	Casey
133	4	April 10	CHI	4-0 W		12,879	Barber	Casey
134	5	April 12	@ CHI	1-5 L		18,237	Savard	Casey
135	6	April 14	CHI	5-3 W		15,196	Murphy	Casey
136	7	April 16	@ CHI	2-5 L		17,883	Roenick	Casey/Takko
1991	(Division Semifinals — Beat Chicago 4-2)							
137	1	April 4	@ CHI	4-3 W	4:14	18,102	Propp	Casey
138	2	April 6	@ CHI	2-5 L		18,190	Rychel	Casey/Hayward
139	3	April 8	CHI	5-6 L		12,753	Roenick	Casey/Hayward
140	4	April 10	CHI	3-1 W		14,343	Craig	Casey
141	5	April 12	@ CHI	6-0 W		17,641	Propp	Casey
142	6	April 14	CHI	3-1 W		15,274	Bellows	Casey
	(Division Finals — Beat St. Louis 4-2)							
143	1	April 18	@ STL	2-1 W		16,911	Churla	Casey
144	2	April 20	STL	2-5 L		18,051	Dates	Casey
145	3	April 22	STL	5-1 W		14,341	Gavin	Casey
146	4	April 24	STL	8-4 W		15,326	Propp	Casey
147	5	April 26	@ STL	2-4 L		18,520	Quinn	Casey/Hayward
148	6	April 28	STL	3-2 W		15,274	Smith	Casey
	(Conference Finals — Beat Edmonton 4-1)							
149	1	May 2	@ EDM	3-1 W		17,082	Gagner	Casey
150	2	May 4	@ EDM	2-7 L		17,503	Klima	Casey/Hayward
151	3	May 6	EDM	7-3 W		15,378	Smith	Casey
152	4	May 8	EDM	5-1 W		15,274	Modano	Casey
153	5	May 10	@ EDM	3-2 W		17,503	Smith	Casey
	(Stanley Cup Final — Lost to Pittsburgh 2-4)							
154	1	May 15	@ PIT	5-4 W		16,144	Smith	Casey
155	2	May 17	@ PIT	1-4 L		16,144	Stevens	Casey
156	3	May 19	PIT	3-1 W		15,378	Smith	Casey
157	4	May 21	PIT	3-5 L		15,378	Trottier	Casey
158	5	May 23	@ PIT	4-4 L		16,144	Francis	Casey/Hayward
159	6	May 25	PIT	0-8 L		15,378	Samuelsson	Casey/Hayward
1992	(Division Semifinals — Lost to Detroit 3-4)							
160	1	April 18	@ DET	4-3 W		19,875	Bellows	Casey
161	2	April 20	@ DET	4-2 W		19,688	B. Smith	Casey
162	3	April 22	DET	4-5 L	1:15	13,128	Racine	Casey
163	4	April 24	DET	5-4 W		15,434	Elik	Casey
164	5	April 26	@ DET	0-3 L		19,837	Yzerman	Casey
165	6	April 28	DET	0-1 L	16:13	13,177	Fedorov	Casey
166	7	April 30	@ DET	2-5 L		19,875	Gallant	Casey
1993	Did Not Qualify							
1994	(Conference Quarterfinals — Beat St. Louis 4-0)							
167	1	April 17	STL	5-3 W		16,914	Ledyard	Wakaluk
168	2	April 20	STL	4-2 W		16,914	Modano	Wakaluk
169	3	April 22	@ STL	5-4 W	8:34	17,029	Cavallini	Wakaluk
170	4	April 24	@ STL	2-1 W		16,259	Modano	Wakaluk

YEAR	GAME	DATE	TEAM	SCORE	OT	ATTD.	GWG	GOALIE
(Conference Semifinals — Lost to Vancouver 1-4)								
171	1	May 2	VAN	4-6 L		16,914	Gelinas	Wakaluk
172	2	May 4	VAN	0-3 L		16,914	Ronning	Moog
173	3	May 6	@ VAN	4-3 W		16,150	N. Broten	Moog
174	4	May 8	@ VAN	1-2 L	11:01	16,150	Molessio	Moog
175	5	May 10	@ VAN	2-4 L		16,150	Craven	Moog
(Conference Quarterfinals — Lost to Detroit 1-4)								
1995	1	May 7	@ DET	3-4 L		19,875	Kozlov	Moog
176	2	May 9	@ DET	1-4 L		19,875	Lidstrom	Moog
177	3	May 11	DET	1-5 L		16,214	Kozlov	Moog/Wakaluk
178	4	May 14	DET	4-1 W		16,004	K. Hatcher	Moog
179	5	May 15	@ DET	1-3 L		19,875	Ciccarelli	Moog
180								
1996 Did Not Qualify								
(Conference Quarterfinals — Lost to Edmonton 3-4)								
1997	1	April 16	EDM	5-3 W		16,418	Modano	Moog
181	2	April 18	EDM	0-4 L		16,924	Grier	Moog/Irbe
182	3	April 20	@ EDM	3-4 L	9:15	17,099	Buchberger	Moog
183	4	April 22	@ EDM	4-3 W		17,099	Langenbrunner	Moog
184	5	April 25	EDM	0-1 L	20:22	16,924	Smyth	Moog
185	6	April 27	@ EDM	3-2 W		17,099	Modano	Moog
186	7	April 29	EDM	3-4 L	12:26	16,924	Marchant	Moog
(Conference Quarterfinals — Beat San Jose 4-2)								
1998	1	April 22	SJS	4-1 W		16,928	Lind	Belfour
188	2	April 24	SJS	5-2 W		16,928	Verbeek	Belfour
189	3	April 26	@ SJS	1-4 L		17,483	Nolan	Belfour/Fernandez
190	4	April 28	@ SJS	0-1 L	6:31	17,483	Zyuzin	Belfour
191	5	April 30	SJS	3-2 W		16,928	Modano	Belfour
192	6	May 2	@ SJS	3-2 W	3:43	17,483	Keane	Belfour
(Conference Semifinals — Beat Edmonton 4-1)								
194	1	May 7	EDM	3-1 W		16,928	Zubov	Belfour
195	2	May 9	EDM	0-2 L		16,928	Weight	Belfour
196	3	May 11	@ EDM	1-0 W	13:07	17,099	Hogue	Belfour
197	4	May 13	@ EDM	3-1 W		17,099	Hogue	Belfour
198	5	May 16	EDM	2-1 W		16,928	Adams	Belfour
(Conference Finals — Lost to Detroit 2-4)								
199	1	May 24	DET	0-2 L		16,928	Kozlov	Belfour
200	2	May 26	DET	3-1 W		16,928	Adams	Belfour
201	3	May 29	@ DET	3-5 L		19,983	Macoun	Belfour
202	4	May 31	@ DET	2-3 L		19,983	Kozlov	Belfour
203	5	June 3	DET	3-2 W	0:46	16,928	Langenbrunner	Belfour
204	6	June 5	@ DET	0-2 L		19,983	Murphy	Belfour
(Conference Quarterfinals — Beat Edmonton 4-0)								
1999	1	April 21	EDM	2-1 W		17,001	Carbonneau	Belfour
205	2	April 23	EDM	3-2 W		17,001	Langenbrunner	Belfour
206	3	April 25	@ EDM	3-2 W		17,100	Nieuwendyk	Belfour
207	4	April 27	@ EDM	3-2 W	57:34	17,100	Nieuwendyk	Belfour
(Conference Semifinals — Beat St. Louis 4-2)								
208	1	May 6	STL	3-0 W		17,001	Verbeek	Belfour
209	2	May 8	STL	5-4 W	8:22	17,001	Nieuwendyk	Belfour
210	3	May 10	@ STL	2-3 L	2:43	19,826	Demitra	Belfour
211	4	May 12	@ STL	2-3 L	5:52	20,341	Turgeon	Belfour
212	5	May 15	STL	3-1 W		17,001	Langenbrunner	Belfour
213	6	May 17	@ STL	2-1 W	2:21	20,355	Modano	Belfour
(Conference Finals — Beat Colorado 4-3)								
214	1	May 22	COL	1-2 L		17,001	Kamensky	Belfour
215	2	May 24	COL	4-2 W		17,001	Nieuwendyk	Belfour
216	3	May 26	@ COL	3-0 W		16,061	Nieuwendyk	Belfour
217	4	May 28	@ COL	2-3 L	19:29	16,061	Drury	Belfour
218	5	May 30	COL	5-7 L		17,001	Drury	Belfour
219	6	June 1	@ COL	4-1 W		16,061	Langenbrunner	Belfour
220	7	June 4	COL	4-1 W		17,001	Keane	Belfour
[Stanley Cup Final — Beat Buffalo 4-2] WON STANLEY CUP								
221	1	June 8	BUF	2-3 L	15:30	17,001	Wootley	Belfour
222	2	June 10	BUF	4-2 W		17,001	Hull	Belfour
223	3	June 12	@ BUF	2-1 W		18,595	Nieuwendyk	Belfour
224	4	June 15	@ BUF	1-2 L		18,595	Ward	Belfour
225	5	June 17	BUF	2-0 W		17,001	Sydor	Belfour
226	6	June 19	@ BUF	2-1 W	54:51	18,595	Hull	Belfour
227								
(Conference Quarterfinals — Beat Edmonton 4-1)								
2000	1	April 12	EDM	2-1 W		17,001	Yashenko	Belfour
228	2	April 13	EDM	3-0 W		17,001	Muller	Belfour
229	3	April 16	@ EDM	2-5 L		17,100	Weight	Belfour
230	4	April 18	@ EDM	4-3 W		17,100	Carbonneau	Belfour
231	5	April 21	EDM	3-2 W		17,001	Hull	Belfour

PLAYOFF GAME-BY-GAME // DALLAS STARS HOCKEY CLUB

YEAR	GAME	DATE	TEAM	SCORE	OT	ATTD.	GWG	GOALIE
(Conference Semifinals — Beat San Jose 4-1)								
233	1	April 28	SJS	4-0 W		17,001	Gavey	Belfour
234	2	April 30	SJS	1-0 W		17,001	Modano	Belfour
235	3	May 2	@ SJS	1-2 L		17,483	Nolan	Belfour
236	4	May 5	@ SJS	5-4 W		17,483	Nieuwendyk	Belfour
237	5	May 7	SJS	4-1 W		17,001	Thornton	Belfour
(Conference Finals — Beat Colorado 4-3)								
238	1	May 13	COL	0-2 L		17,001	Hejduk	Belfour
239	2	May 15	COL	3-2 W		17,001	Hull	Belfour
240	3	May 19	@ COL	0-2 L		18,007	Poedin	Belfour
241	4	May 21	@ COL	4-1 W		18,007	Hull	Belfour
242	5	May 23	COL	3-2 W	12:10	17,001	Nieuwendyk	Belfour
243	6	May 25	@ COL	1-2 L		18,007	Drury	Belfour
244	7	May 27	COL	3-2 W		17,001	Lyashenko	Belfour
(Stanley Cup Final — Lost to New Jersey 2-4)								
245	1	May 30	@ NJD	3-7 L		19,040	Stevens	Belfour/Fernandez
246	2	June 1	@ NJD	2-1 W		19,040	Hull	Belfour
247	3	June 3	NJD	1-2 L		17,001	Sykora	Belfour
248	4	June 5	NJD	1-3 L		17,001	Madden	Belfour
249	5	June 8	@ NJD	1-0 W	46:21	19,040	Modano	Belfour
250	6	June 10	NJD	1-2 L	28:20	17,001	Arnett	Belfour
(Conference Quarterfinals — Beat Edmonton 4-2)								
251	1	April 11	EDM	2-1 W	2:08	17,001	Langenbrunner	Belfour
252	2	April 14	EDM	3-4 L		17,001	Carter	Belfour
253	3	April 15	@ EDM	3-2 W	19:48	17,100	Hogue	Belfour
254	4	April 17	@ EDM	1-2 L	17:19	17,100	Comrie	Belfour
255	5	April 19	EDM	4-3 W	8:01	17,001	Muller	Belfour
256	6	April 21	@ EDM	3-1 W		17,100	Nieuwendyk	Belfour
(Conference Semifinals — Lost to St. Louis 0-4)								
257	1	April 27	STL	2-4 L		17,001	Reasoner	Belfour
258	2	April 29	STL	1-2 L		17,001	Young	Belfour
259	3	May 1	@ STL	2-3 L	29:26	19,967	Stillman	Belfour
260	4	May 3	@ STL	1-4 L		19,967	Tkachuk	Belfour
2002	Did Not Qualify							
(Conference Quarterfinals — Beat Edmonton 4-2)								
261	1	April 9	EDM	1-2 L		18,532	Horcoff	Turco
262	2	April 11	EDM	6-1 W		18,532	Young	Turco
263	3	April 13	@ EDM	2-3 L		16,839	Dvorak	Turco
264	4	April 15	@ EDM	3-1 W		16,839	Barnes	Turco
265	5	April 17	EDM	5-2 W		18,532	Modano	Turco
266	6	April 19	@ EDM	3-2 W		16,839	Modano	Turco
(Conference Semifinals — Lost to Anaheim 2-4)								
267	1	April 24	ANA	3-4 L	80:48	18,532	Sykora	Turco
268	2	April 26	ANA	2-3 L	1:44	18,532	Leclerc	Turco
269	3	April 28	@ ANA	2-1 W		17,174	Lehtinen	Turco
270	4	April 30	@ ANA	0-1 L		17,174	Leclerc	Turco
271	5	May 3	ANA	4-1 W		18,532	Barnes	Turco
272	6	May 5	@ ANA	3-4 L		17,174	Ozolinsh	Turco
(Conference Quarterfinals — Lost to Colorado 1-4)								
2004	1	April 7	@ COL	1-3 L		18,007	Tanguay	Turco
274	2	April 9	@ COL	2-5 L		18,007	Forsberg	Turco
275	3	April 12	COL	4-3 W	2:11	18,532	Ott	Turco
276	4	April 14	COL	2-3 L	25:18	18,532	Svatos	Turco
277	5	April 17	@ COL	1-5 L		18,007	Konowalchuk	Turco
(Conference Quarterfinals — Lost to Colorado 1-4)								
2006	1	April 22	COL	2-5 L		18,532	Blake	Turco
278	2	April 24	COL	4-5 L	4:36	18,532	Sakic	Turco
280	3	April 26	@ COL	3-4 L	1:09	18,007	Tanguay	Turco
281	4	April 28	@ COL	4-1 W		18,007	Hagman	Turco
282	5	April 30	COL	2-3 L	13:55	18,532	Brunette	Turco
(Conference Quarterfinals — Lost to Vancouver 3-4)								
2007	1	April 11	@ VAN	4-5 L	78:06	18,630	H. Sedin	Turco
284	2	April 13	@ VAN	2-0 W		18,630	Halpern	Turco
285	3	April 15	VAN	1-2 L	7:47	18,532	Pyatt	Turco
286	4	April 17	VAN	1-2 L		18,532	Linden	Turco
287	5	April 19	@ VAN	1-0 W	6:22	18,630	Morrow	Turco
288	6	April 21	VAN	2-0 W		18,600	Modano	Turco
289	7	April 23	@ VAN	1-4 L		18,630	Linden	Turco
(Conference Quarterfinals — Beat Anaheim 4-2)								
2008	1	April 10	@ ANA	4-0 W		17,191	Ott	Turco
290	2	April 12	@ ANA	5-2 W		17,181	Modano	Turco
292	3	April 15	ANA	2-4 L		18,532	Pronger	Turco
293	4	April 17	ANA	3-1 W		18,532	Barnes	Turco
294	5	April 18	@ ANA	2-5 L		17,199	Selanne	Turco
295	6	April 20	ANA	4-1 W		18,532	Barnes	Turco

YEAR	GAME	DATE	TEAM	SCORE	OT	ATTD.	GWG	GOALIE
296	[Conference Semifinals — Beat San Jose 4-2]			3-2 W	4:39	17,496	Morrow	Turco
297	1	April 25	@ SJS	5-2 W		17,496	Modano	Turco
298	2	April 27	@ SJS	2-1 W	4:37	18,532	Norstrom	Turco
299	3	April 29	SJS	1-2 L		18,584	Michalek	Turco
300	4	April 30	@ SJS	2-3 L	1:05	17,496	Pavelski	Turco
301	5	May 2	SJS	2-1 W	69:03	18,532	Morrow	Turco
302	6	May 4	SJS	2-1 W				
302	[Conference Finals — Lost to Detroit 2-4]			1-4 L		20,066	Franzen	Turco
303	1	May 6	@ DET	1-2 L		20,066	Zetterberg	Turco
304	2	May 10	@ DET	1-2 L		18,532	Hudler	Turco
305	3	May 12	DET	2-5 L		18,532	Modano	Turco
306	4	May 14	DET	3-1 W		20,066	Lundqvist	Turco
307	5	May 17	@ DET	2-1 W		18,584	Datsyuk	Turco
307	6	May 19	DET	1-4 L				
2009	Did Not Qualify							
2010	Did Not Qualify							
2011	Did Not Qualify							
2012	Did Not Qualify							
2013	Did Not Qualify							
2014	[First Round — Lost to Anaheim 2-4]			3-4 L		17,294	Belesky	Lehtonen
308	1	April 16	@ ANA	2-3 L		17,426	Cogliano	Lehtonen
309	2	April 18	@ ANA	3-0 W		19,120	Ja. Benn	Lehtonen
310	3	April 21	ANA	4-2 W		18,962	Eakin	Lehtonen
311	4	April 23	ANA	2-6 L		17,334	Perreault	Lehtonen
312	5	April 25	@ ANA	4-5 L	2:47	19,323	Bonino	Lehtonen
313	6	April 27	ANA	4-5 L				
2015	Did Not Qualify							
2016	[First Round - Beat Minnesota 4-2]			4-0 W		18,532	Faksa	Lehtonen
314	1	April 14	MIN	2-1 W		18,988	Ja. Benn	Lehtonen
315	2	April 16	MIN	3-5 L		19,038	Koivu	Lehtonen
316	3	April 18	@ MIN	3-2 W		19,080	Spezza	Niemi
317	4	April 20	@ MIN	4-5 L	4:55	18,889	Koivu	Niemi
318	5	April 22	MIN	5-4 W		19,310	Goligoski	Lehtonen
319	6	April 24	@ MIN	5-4 W				
320	[Second Round - Lost to St. Louis 3-4]			2-1 W		18,532	Faksa	Lehtonen
321	1	April 29	STL	3-4 L	10:58	18,889	Backes	Niemi/Lehtonen
322	2	May 1	STL	1-6 L		19,323	Backes	Niemi/Lehtonen
323	3	May 3	@ STL	3-2 W	2:58	19,770	Eakin	Lehtonen
324	4	May 5	@ STL	1-4 L		18,754	Jaskin	Lehtonen
325	5	May 7	STL	3-2 W		19,808	Spezza	Lehtonen
326	6	May 9	@ STL	1-6 L		18,532	Stastny	Lehtonen/Niemi
326	7	May 11	STL	1-6 L				
2017	Did Not Qualify							
2018	Did Not Qualify							

PLAYOFF OVERTIME // DALLAS STARS HOCKEY CLUB

#	DATE	OPPONENT	RESULT	OT TIME	SCORER	GOALIE
1	April 16, 1968	vs. LAK	4-3 W	9:11	Milan Macetta	Maniago
2	April 22, 1968	vs. STL	3-2 W	3:41	Parker MacDonald	Maniago
3	April 27, 1968	@ STL	3-4 L	1:32	Gary Sabourin	Maniago
4	April 29, 1968	@ STL	2-3 L	17:27	Bill McCreary	Maniago
5	May 3, 1968	@ STL	1-2 L	22:50	Ron Shock	Maniago
6	April 6, 1972	vs. STL	6-5 W	1:36	Bill Goldsworthy	Maniago
7	April 16, 1972	vs. STL	1-2 L	10:07	Kevin O'Shea	Maniago
8	April 10, 1973	@ PHI	2-3 L	8:35	Gary Dornhoefer	Maniago
9	April 11, 1980	@ TOR	4-3 W	0:32	Al MacAdam	Edwards/Meloche
10	April 8, 1981	@ BOS	5-4 W	3:34	Steve Payne	Meloche
11	April 16, 1981	@ BUF	4-3 W	0:22	Steve Payne	Meloche
12	April 20, 1981	vs. BUF	4-5 L	16:32	Craig Ramsay	Meloche
13	April 7, 1982	vs. CHI	2-3 L	3:34	Greg Fox	Meloche
14	April 7, 1983	vs. TOR	5-4 W	5:03	Bobby Smith	Beaupre
15	April 10, 1983	@ TOR	5-4 W	8:05	Dino Ciccarelli	Meloche
16	April 18, 1983	vs. CHI	3-4 L	10:34	Rich Preston	Meloche
17	April 13, 1984	vs. STL	3-4 L	16:16	Doug Gilmour	Beaupre
18	April 22, 1984	vs. STL	4-3 W	6:00	Steve Payne	Beaupre
19	April 25, 1985	vs. CHI	6-7 L	21:57	Darryl Sutter	Beaupre/Meloche
20	April 28, 1985	@ CHI	5-4 W	1:14	Dennis Maruk	Beaupre
21	April 30, 1985	vs. CHI	5-6 L	15:41	Darryl Sutter	Beaupre
22	April 5, 1989	@ STL	3-4 L	11:55	Brett Hull	Casey
23	April 6, 1989	@ STL	3-4 L	5:30	Rick Meagher	Takko
24	April 4, 1991	@ CHI	4-3 W	4:14	Brian Propp	Casey
25	April 22, 1992	vs. DET	4-5 L	1:15	Yves Racine	Casey
26	April 28, 1992	vs. DET	0-1 L	16:13	Sergei Federov	Casey
27	April 22, 1994	@ STL	5-4 W	8:34	Paul Cavallini	Wakaluk
28	May 8, 1994	@ VAN	1-2 L	11:01	Sergio Momesso	Moog
29	April 20, 1997	@ EDM	3-4 L	9:15	Kelly Buchberger	Moog
30	April 25, 1997	vs. EDM	0-1 L	20:22	Ryan Smyth	Moog
31	April 29, 1997	vs. EDM	3-4 L	12:26	Todd Marchant	Moog
32	April 28, 1998	@ SJS	0-1 L	6:31	Andrei Zyuzin	Belfour
33	May 2, 1998	@ SJS	3-2 W	3:43	Mike Keane	Belfour
34	May 11, 1998	@ EDM	1-0 W	13:07	Benoit Hogue	Belfour
35	June 3, 1998	vs. DET	3-2 W	0:46	J. Langenbrunner	Belfour
36	April 27, 1999	@ EDM	3-2 W	57:34	Joe Nieuwendyk	Belfour
37	May 8, 1999	vs. STL	5-4 W	8:22	Joe Nieuwendyk	Belfour
38	May 10, 1999	@ STL	2-3 L	2:43	Pavol Demitra	Belfour
39	May 12, 1999	@ STL	2-3 L	5:52	Pierre Turgeon	Belfour
40	May 17, 1999	@ STL	2-1 W	2:21	Mike Modano	Belfour
41	May 28, 1999	@ COL	2-3 L	19:29	Chris Drury	Belfour
42	June 8, 1999	BUF	2-3 L	15:30	Jason Woolley	Belfour
43	June 19, 1999	@ BUF	2-1 W	54:51	Brett Hull	Belfour
44	May 23, 2000	vs. COL	3-2 W	12:10	Joe Nieuwendyk	Belfour
45	June 8, 2000	@ NJD	1-0 W	46:21	Mike Modano	Belfour
46	June 10, 2000	vs. NJD	1-2 L	28:20	Jason Arnott	Belfour
47	April 11, 2001	vs. EDM	2-1 W	2:08	J. Langenbrunner	Belfour
48	April 15, 2001	@ EDM	3-2 W	19:48	Benoit Hogue	Belfour
49	April 17, 2001	@ EDM	1-2 L	17:19	Mike Comrie	Belfour
50	April 19, 2001	vs. EDM	4-3 W	8:01	Kirk Muller	Belfour
51	May 1, 2001	@ STL	2-3 L	29:26	Cory Stillman	Belfour
52	April 24, 2003	vs. ANA	3-4 L	80:48	Petr Sykora	Turco
53	April 26, 2003	vs. ANA	2-3 L	1:44	Mike Leclerc	Turco
54	April 12, 2004	vs. COL	4-3 W	2:11	Steve Ott	Turco
55	April 14, 2004	vs. COL	2-3 L	25:18	Marek Svatos	Turco
56	April 24, 2006	vs. COL	4-5 L	4:36	Joe Sakic	Turco
57	April 26, 2006	@ COL	3-4 L	1:09	Alex Tanguay	Turco
58	April 30, 2006	vs. COL	2-3 L	13:55	Andrew Brunette	Turco
59	April 11, 2007	@ VAN	4-5 L	78:06	Henrik Sedin	Turco
60	April 15, 2007	vs. VAN	1-2 L	7:47	Taylor Pyatt	Turco
61	April 19, 2007	@ VAN	1-0 W	6:22	Brenden Morrow	Turco
62	April 25, 2008	@ SJS	3-2 W	4:39	Brenden Morrow	Turco
63	April 29, 2008	vs. SJS	2-1 W	4:37	Mattias Norstrom	Turco
64	May 2, 2008	@ SJS	2-3 L	1:05	Joe Pavelski	Turco
65	May 4, 2008	vs. SJS	2-1 W	69:03	Brenden Morrow	Turco
66	April 27, 2014	vs. ANA	4-5 L	2:47	Nick Bonino	Lehtonen
67	April 22, 2016	vs. MIN	4-5 L	4:55	Miko Koivu	Niemi
68	May 1, 2016	vs. STL	3-4 L	10:58	David Backes	Lehtonen/Niemi
69	May 5, 2016	@ STL	3-2 W	2:58	Cody Eakin	Lehtonen

PLAYOFF OVERTIME OPPONENTS

TEAM	RECORD	HOME	ROAD
Anaheim	0-3	0-3	-
Boston	1-0	-	1-0
Buffalo	2-2	0-2	2-0
Chicago	2-4	0-4	2-0
Colorado	2-5	2-3	0-2
Detroit	1-2	1-2	-
Edmonton	5-4	2-2	3-2
Los Angeles	1-0	1-0	-
Minnesota	0-1	0-1	-
New Jersey	1-1	0-1	1-0
Philadelphia	0-1	0-1	-
San Jose	4-2	2-0	2-2
St. Louis	7-11	4-3	3-8
Toronto	3-0	1-0	2-0
Vancouver	1-3	0-1	1-2

HAT TRICKS FOR

DATE	PLAYER	SCORE	GOALTENDER
April 8, 1981	Steve Payne	MIN 5 @ BOS 4	Rogie Vachon
May 5, 1981	Dino Ciccarelli	MIN 7 vs. CGY 4	Reggie Lemelin
April 10, 1982	Dino Ciccarelli	MIN 7 vs. CHI 1	Murray Bannerman
April 5, 1989	Bob Brooke	MIN 3 @ STL 4	Greg Millen

HAT TRICKS AGAINST

DATE	PLAYER	SCORE	GOALTENDER
April 6, 1972	Frank Marseille	MIN 6 vs. STL 5	Cesare Maniago
April 7, 1977	Jim Lorentz	MIN 1 vs. BUF 7	LoPresti (2)/Smith (1)
April 22, 1980	Steve Shutt	MIN 2 @ MTL 6	Gilles Meloche
May 4, 1980	Bill Barber (4 G)	MIN 3 vs. PHI 5	Gilles Meloche
May 17, 1981	Butch Goring	MIN 5 vs. NYI 7	Gilles Meloche
April 15, 1986	Greg Paslawski	MIN 3 vs. STL 6	Don Beaupre
April 11, 1989	Peter Zedel	MIN 1 @ STL 6	Casey (2)/Takko (1)
May 4, 1991	Petr Klima	MIN 2 @ EDM 7	Jon Casey
April 24, 1992	Ray Sheppard	MIN 5 vs. DET 4	Jon Casey
May 11, 1995	Dino Ciccarelli	DAL 1 vs. DET 5	Moog (2)/Wakaluk (1)
April 16, 2000	Doug Weight	DAL 2 @ EDM 5	Ed Belfour
April 18, 2000	Bill Guerin	DAL 4 @ EDM 3	Ed Belfour

PENALTY SHOTS FOR

DATE	PLAYER	SCORE	GOALTENDER	SCORE?
April 9, 1968	Wayne Connelly	MIN 7 vs. LAK 5	Terry Sawchuk	YES
April 8, 1989	Neal Broten	MIN 3 vs. STL 5	Greg Millen	YES
April 6, 1991	Basil McRae	MIN 2 @ CHI 5	Ed Belfour	YES
April 29, 2008	Niklas Hagman	DAL 2 vs. SJS 1	Evgeni Nabokov	NO

PENALTY SHOTS AGAINST

DATE	PLAYER	SCORE	GOALTENDER	SCORE?
April 27, 1968	Jim Roberts	MIN 3 @ STL 4	Cesare Maniago	NO
April 9, 1981	Peter McNab	MIN 5 @ BOS 4	Don Beaupre	NO
April 28, 1984	Wayne Gretzky	MIN 5 vs. EDM 8	Don Beaupre	YES

PLAYOFF SHUTOUTS FOR

DATE	SCORE	GOALTENDER
April 12, 1970	MIN 4 vs. STL 0	Cesare Maniago
April 5, 1972	MIN 3 vs. STL 0	Gump Worsley
April 4, 1973	MIN 3 @ PHI 0	Cesare Maniago
April 7, 1973	MIN 5 vs. PHI 0	Cesare Maniago
April 16, 1980	MIN 3 @ MTL 0	Gilles Meloche
April 18, 1984	MIN 6 vs. STL 0	Don Beaupre
April 13, 1985	MIN 2 vs. STL 0	Gilles Meloche
April 10, 1990	MIN 4 vs. CHI 0	Jon Casey
April 12, 1991	MIN 6 @ CHI 0	Jon Casey
May 11, 1998	DAL 1 @ EDM 0	Ed Belfour
May 6, 1999	DAL 3 vs. STL 0	Ed Belfour
May 26, 1999	DAL 3 @ COL 0	Ed Belfour
June 17, 1999	DAL 2 vs. BUF 0	Ed Belfour
April 13, 2000	DAL 3 vs. EDM 0	Ed Belfour
April 28, 2000	DAL 4 vs. SJS 0	Ed Belfour
April 30, 2000	DAL 1 vs. SJS 0	Ed Belfour
June 8, 2000	DAL 1 @ NJD 0	Ed Belfour
April 13, 2007	DAL 2 @ VAN 0	Marty Turco
April 19, 2007	DAL 1 @ VAN 0	Marty Turco
April 21, 2007	DAL 2 vs. VAN 0	Marty Turco
April 10, 2008	DAL 4 @ ANA 0	Marty Turco
April 21, 2014	DAL 3 vs. ANA 0	Kari Lehtonen
April 14, 2016	DAL 4 vs. MIN 0	Kari Lehtonen

PLAYOFF SHUTOUTS AGAINST

DATE	SCORE	GOALTENDER
April 6, 1968	MIN 0 @ LAK 2	Terry Sawchuk
April 10, 1971	MIN 0 vs. STL 3	Ernie Wakely
April 8, 1973	MIN 0 vs. PHI 3	Doug Favell
April 19, 1980	MIN 0 vs. MTL 5	Michel Larocque
May 1, 1980	MIN 0 @ PHI 7	Phil Myre
April 20, 1984	MIN 0 @ STL 4	Mike Liut
May 25, 1991	MIN 0 vs. PIT 8	Tom Barrasso
April 26, 1992	MIN 0 @ DET 3	Tim Cheveldae
April 28, 1992	MIN 0 vs. DET 1	Tim Cheveldae
May 4, 1994	DAL 0 vs. VAN 3	Kirk McLean
April 18, 1997	DAL 0 vs. EDM 4	Curtis Joseph
April 25, 1997	DAL 0 vs. EDM 1	Curtis Joseph
April 28, 1998	DAL 0 @ SJS 1	Mike Vernon
May 9, 1998	DAL 0 vs. EDM 2	Curtis Joseph
May 24, 1998	DAL 0 vs. DET 2	Chris Osgood
June 5, 1998	DAL 0 @ DET 2	Chris Osgood
May 13, 2000	DAL 0 vs. COL 2	Patrick Roy
May 19, 2000	DAL 0 @ COL 2	Patrick Roy
April 30, 2003	DAL 0 @ ANA 1	J.S. Giguere

DALLAS STARS HOCKEY CLUB // ALL-TIME PLAYOFF ROSTER

PLAYER	FROM	TO	GP	G	A	PTS	+/-	PIM	PPG	SHG	GWG	OTG
Keith Acton	1983-1984	1985-1986	29	8	14	22	-	24	2	0	3	0
Greg Adams	1994-1995	1997-1998	20	4	3	7	7	0	0	0	2	0
Chris Ahrens	1972-1973	1972-1973	1	0	0	0	-	0	0	0	0	0
Kent-Erik Andersson	1979-1980	1981-1982	36	4	10	14	-	4	0	0	1	0
Dave Archibald	1988-1989	1988-1989	5	0	1	1	-5	0	0	0	0	0
Jason Arnett	2002-2003	2005-2006	21	4	6	10	-4	12	2	0	0	0
Brent Ashton	1983-1984	1983-1984	12	1	2	3	-	22	0	0	0	0
Warren Babe	1988-1989	1988-1989	2	0	0	0	-1	0	0	0	0	0
Dave Balon	1967-1968	1967-1968	14	4	9	13	-	14	1	0	1	0
Don Barber	1988-1989	1989-1990	11	4	4	8	-1	10	2	0	2	0
Krys Barch	2007-2008	2007-2008	3	0	0	0	0	2	0	0	0	0
Bob Barlow	1969-1970	1969-1970	6	2	2	4	-	6	1	0	0	0
Stu Barnes	2002-2003	2007-2008	38	6	8	14	-4	6	1	1	4	0
Dave Barr	1993-1994	1993-1994	3	0	1	1	1	4	0	0	0	0
Frederick Barrett	1972-1973	1982-1983	44	0	2	2	-	60	0	0	0	0
Bob Bassen	1996-1997	1997-1998	24	4	1	5	0	16	0	0	0	0
Brian Bellows	1982-1983	1991-1992	81	34	49	83	-	111	18	2	3	0
Jamie Benn	2013-2014	2015-2016	19	9	11	20	3	14	1	1	2	0
Jordie Benn	2013-2014	2015-2016	7	0	3	3	3	6	0	0	0	0
Perry Berezan	1988-1989	1990-1991	11	2	2	4	-3	4	0	0	0	0
Bo Berglund	1984-1985	1984-1985	2	0	0	0	-	2	0	0	0	0
Brad Berry	1991-1992	1991-1992	2	0	0	0	1	2	0	0	0	0
Barry Bjuggstad	1985-1986	1985-1986	5	0	1	1	-	0	0	0	0	0
Leo Bowin	1969-1970	1969-1970	3	0	0	0	-	0	0	0	0	0
Philippe Boucher	2002-2003	2007-2008	31	2	4	6	-5	29	0	0	0	0
Tyler Bouck	2000-2001	2000-2001	1	0	0	0	0	0	0	0	0	0
Andre Boudrias	1967-1968	1967-1968	14	3	6	9	-	8	0	0	1	0
Zac Boyer	1994-1995	1994-1995	2	0	0	0	0	0	0	0	0	0
Bob Brooke	1988-1989	1988-1989	5	3	0	3	-1	2	0	0	0	0
Aaron Broten	1989-1990	1989-1990	7	0	5	5	-2	8	0	0	0	0
Neal Broten	1980-1981	1996-1997	115	28	51	79	-	71	8	2	3	0
Paul Broten	1993-1994	1994-1995	14	2	3	5	-2	4	0	0	0	0
Murray Brumwell	1981-1982	1981-1982	2	0	0	0	-	2	0	0	0	0
Valeri Bure	2003-2004	2003-2004	5	0	3	3	-1	0	0	0	0	0
Marc Bureau	1990-1991	1991-1992	28	3	2	5	-7	34	0	1	0	0
Charlie Burns	1969-1970	1972-1973	31	5	4	9	-	6	0	0	1	0
Terry Caffery	1970-1971	1970-1971	1	0	0	0	-	0	0	0	0	0
Craig Cameron	1971-1972	1971-1972	5	0	1	1	-	2	0	0	0	0
Guy Carbonneau	1996-1997	1999-2000	63	7	10	17	-1	30	0	1	2	0
Jack Carlson	1980-1981	1981-1982	16	1	2	3	-	65	0	0	0	0
Paul Cavallini	1993-1994	1994-1995	14	1	10	11	-2	10	1	0	1	1
Shawn Chambers	1988-1989	1998-1999	64	2	15	17	-8	64	1	0	0	0
Alex Chiasson	2013-2014	2013-2014	6	1	1	2	-7	2	1	0	0	0
Daniel Chicoine	1979-1980	1979-1980	1	0	0	0	-	0	0	0	0	0
Steve Christoff	1979-1980	1981-1982	34	16	12	28	-	25	7	0	1	0
Shane Churla	1989-1990	1994-1995	43	3	4	7	-1	189	1	0	1	0
Dino Ciccarelli	1980-1981	1985-1986	62	28	23	51	-	79	10	0	7	0
Erik Cole	2013-2014	2013-2014	3	0	0	0	-3	2	0	0	0	0
Bill Collins	1967-1968	1969-1970	16	2	5	7	-	12	0	0	1	0
Kevin Connaughton	2013-2014	2013-2014	4	0	0	0	0	16	0	0	0	0
Wayne Connelly	1967-1968	1967-1968	14	8	3	11	-	2	3	0	0	0
Chris Conner	2007-2008	2007-2008	1	0	0	0	-1	0	0	0	0	0
Shayne Corson	2003-2004	2003-2004	5	0	1	1	-5	12	0	0	0	0
Sylvain Cote	1999-2000	1999-2000	23	2	1	3	0	8	2	0	0	0
Timothy Coults	1984-1985	1984-1985	3	1	0	1	-	2	0	0	1	0
Russ Courtinall	1993-1994	1993-1994	9	1	8	9	-3	0	0	0	0	0
Michael Craig	1990-1991	1993-1994	18	2	1	3	-3	29	1	0	1	0
B.J. Crombeen	2007-2008	2007-2008	5	0	0	0	0	0	0	0	0	0
Ray Cutten	1967-1968	1969-1970	20	3	10	13	-	2	1	0	0	0
Ulf Dahlen	1989-1990	2002-2003	40	4	16	20	-9	8	1	0	0	0
Christopher Dahlquist	1990-1991	1991-1992	30	1	6	7	-1	26	0	0	0	0
Trevor Daley	2003-2004	2013-2014	35	4	3	7	-1	40	0	0	0	0
Jason Demers	2015-2016	2015-2016	13	0	3	3	1	8	0	0	0	0
Larry Depalma	1988-1989	1988-1989	2	0	0	0	0	6	0	0	0	0
Brenden Dillon	2013-2014	2013-2014	2	0	0	0	-2	2	0	0	0	0
Rob DiMaio	2002-2003	2003-2004	17	1	5	6	0	12	0	0	0	0
Ted Donato	2000-2001	2000-2001	8	0	1	1	0	0	0	0	0	0
Mike Donnelly	1994-1995	1994-1995	5	0	1	1	0	6	0	0	0	0
Jordy Douglas	1982-1983	1982-1983	5	0	0	0	-	2	0	0	0	0
Jude Drouin	1970-1971	1972-1973	25	10	14	24	-	16	2	0	1	0
Gaetan Duchesne	1989-1990	1991-1992	37	3	3	6	2	46	0	0	0	0
Cody Eakin	2013-2014	2015-2016	19	3	10	13	-2	8	1	0	2	1
Michael Eaves	1979-1980	1982-1983	24	2	5	7	-	4	0	0	0	0
Patrick Eaves	2015-2016	2015-2016	9	3	3	6	3	2	2	0	0	0
Per-Erik Eklund	1993-1994	1993-1994	9	0	3	3	-2	4	0	0	0	0
Todd Elik	1991-1992	1991-1992	5	1	1	2	-1	2	0	0	1	0
Jerry Englele	1976-1977	1976-1977	2	0	1	1	-	0	0	0	0	0
Loui Eriksson	2006-2007	2007-2008	22	4	5	9	1	8	1	0	0	0
Roland Eriksson	1976-1977	1976-1977	2	1	0	1	-	0	0	0	0	0
Dean Evason	1993-1994	1994-1995	14	1	4	5	2	24	0	1	0	0

ALL-TIME PLAYOFF ROSTER // DALLAS STARS HOCKEY CLUB

PLAYER	FROM	TO	GP	G	A	PTS	+/-	PIM	PPG	SHG	GWG	OTG
Bill Fairbairn	1976-1977	1976-1977	2	0	1	1	-	0	0	0	0	0
Radek Faksa	2015-2016	2015-2016	13	3	2	5	2	2	0	0	2	0
George Ferguson	1982-1983	1983-1984	22	2	3	5	-	6	0	0	1	0
Vernon Fiddler	2013-2014	2015-2016	19	2	4	6	-2	32	0	0	0	0
Mark Fistic	2007-2008	2007-2008	9	0	0	0	-1	6	0	0	0	0
Sandy Fitzpatrick	1967-1968	1967-1968	12	0	0	0	-	0	0	0	0	0
Robert Flockhart	1979-1980	1979-1980	1	1	0	1	-	2	0	0	0	0
Ron Friest	1981-1982	1982-1983	6	1	0	1	-	7	0	0	0	0
Dave Gagner	1989-1990	1994-1995	51	22	24	46	-13	58	13	1	1	0
Ryan Garbutt	2013-2014	2013-2014	6	3	0	3	2	25	0	0	0	0
Mike Gartner	1988-1989	1988-1989	5	0	0	0	-4	6	0	0	0	0
Aaron Gavey	1999-2000	1999-2000	13	1	2	3	1	10	0	0	1	0
Robert Gavin	1988-1989	1991-1992	40	6	13	19	4	46	0	1	1	0
Barry Gibbs	1969-1970	1972-1973	30	3	2	5	-	63	2	0	0	0
Brent Gilchrist	1993-1994	1996-1997	20	5	4	9	-4	6	1	0	0	0
Curt Giles	1979-1980	1990-1991	92	5	15	20	-	110	3	0	0	0
Brian Glynn	1990-1991	1990-1991	23	2	6	8	-8	20	2	0	0	0
Bill Goldsworthy	1967-1968	1972-1973	40	18	19	37	-	30	5	0	4	0
Alex Goligoski	2013-2014	2015-2016	19	5	6	11	1	14	0	0	1	0
Sergei Gonchar	2013-2014	2013-2014	6	0	0	0	-3	4	0	0	0	0
Steve Gotaas	1988-1989	1988-1989	3	0	1	1	1	5	0	0	0	0
Dirk Graham	1983-1984	1985-1986	15	3	5	8	-	11	0	1	2	0
Daniel Grant	1969-1970	1972-1973	31	10	9	19	-	12	3	0	1	0
Nicklas Grossmann	2007-2008	2007-2008	18	1	1	2	3	6	0	0	0	0
Craig Hartsburg	1979-1980	1985-1986	61	15	27	42	-	70	10	0	0	0
Bill Guerin	2002-2003	2005-2006	14	3	2	5	-4	8	1	0	0	0
Marc Habscheid	1985-1986	1988-1989	7	1	3	4	-	13	0	0	0	0
Niklas Hagman	2005-2006	2007-2008	30	4	3	7	1	28	0	0	1	0
Anders Hakansson	1981-1982	1981-1982	3	0	0	0	-	2	0	0	0	0
Mats Hallin	1985-1986	1985-1986	1	0	0	0	-	0	0	0	0	0
Jeff Halpern	2004-2007	2004-2007	7	2	1	3	-1	4	0	0	1	0
Ted Hampson	1970-1971	1971-1972	18	3	4	7	-	0	1	0	0	0
Ted Harris	1970-1971	1972-1973	24	0	6	6	-	68	0	0	0	0
Craig Hartsburg	1979-1980	1985-1986	61	15	27	42	-	70	10	0	0	0
Buster Harvey	1970-1971	1972-1973	14	0	2	2	-	8	0	0	0	0
Todd Harvey	1994-1995	1996-1997	12	0	1	1	-3	18	0	0	0	0
Derian Hatcher	1991-1992	2002-2003	100	6	21	27	0	183	2	0	0	0
Kevin Hatcher	1994-1995	1994-1995	5	2	1	3	-4	2	1	0	1	0
Sami Helenius	2000-2001	2000-2001	1	0	0	0	0	0	0	0	0	0
Ales Hemsky	2015-2016	2015-2016	13	1	3	4	-1	2	1	0	0	0
Dennis Hextall	1971-1972	1972-1973	13	2	2	4	-	35	0	0	2	0
Ernest Hicke	1976-1977	1976-1977	2	1	0	1	-	0	0	0	0	0
Douglas Hicks	1976-1977	1976-1977	2	0	0	0	-	7	0	0	0	0
Thomas Hirsch	1983-1984	1983-1984	12	0	0	0	-	6	0	0	0	0
Bill Hogaboam	1976-1977	1976-1977	2	0	0	0	-	0	0	0	0	0
Benoit Hogue	1996-1997	2000-2001	45	7	6	13	-6	44	2	0	3	2
Terry Holbrook	1972-1973	1972-1973	6	0	0	0	-	0	0	0	0	0
Paul Holmgren	1983-1984	1984-1985	15	0	1	1	-	14	0	0	0	0
Shawn Horcoff	2013-2014	2013-2014	6	1	5	6	5	5	0	0	0	0
Ed Hospodar	1985-1986	1985-1986	2	0	0	0	-	2	0	0	0	0
Anthony Hrkac	1998-1999	1998-1999	5	0	2	2	3	4	0	0	0	0
Brett Hull	1998-1999	2000-2001	55	21	25	46	5	14	7	0	6	1
Don Jackson	1979-1980	1979-1980	1	0	0	0	-	0	0	0	0	0
Mattias Janmark	2015-2016	2015-2016	12	2	3	5	-3	2	0	0	0	0
Steven Jensen	1976-1977	1976-1977	2	0	1	1	-	0	0	0	0	0
Stephen Johns	2015-2016	2015-2016	13	0	0	0	0	6	0	0	0	0
James Johnson	1990-1991	1991-1992	21	1	4	5	6	70	0	0	0	0
Mark Johnson	1981-1982	1981-1982	4	2	0	2	-	0	1	0	0	0
Marshall Johnston	1969-1970	1969-1970	6	0	0	0	-	2	0	0	0	0
Jussi Jokinen	2005-2006	2006-2007	9	2	2	4	0	0	1	0	0	0
Niko Kapanen	2002-2003	2005-2006	18	5	4	9	2	22	0	1	0	0
Mike Keane	1997-1998	2000-2001	73	14	12	26	8	24	0	2	2	1
Dan Keczmer	1997-1998	1997-1998	2	0	0	0	0	2	0	0	0	0
Mike Kennedy	1994-1995	1994-1995	5	0	0	0	-1	9	0	0	0	0
Trent Klatt	1991-1992	1994-1995	20	3	1	4	-5	6	2	0	0	0
Jon Klemm	2005-2006	2006-2007	6	1	0	1	-1	2	0	0	0	0
John Klingberg	2015-2016	2015-2016	13	1	3	4	-5	2	1	0	0	0
Gord Labossiere	1970-1971	1970-1971	3	0	0	0	-	4	0	0	0	0
Michael Lalor	1993-1994	1994-1995	8	0	0	0	2	8	0	0	0	0
Jamie Langenbrunner	1996-1997	2000-2001	69	15	21	36	4	68	5	0	6	2
David Langevin	1985-1986	1985-1986	5	0	1	1	-	9	0	0	0	0
Claude Larose	1969-1970	1969-1970	6	1	1	2	-	25	0	0	0	0
Reed Larson	1988-1989	1988-1989	3	0	0	0	-2	4	0	0	0	0
Daniel Lawson	1969-1970	1970-1971	16	0	1	1	-	2	0	0	0	0
Brian Lawton	1983-1984	1985-1986	8	0	1	1	-	12	0	0	0	0
Grant Ledyard	1993-1994	2000-2001	28	1	5	6	-3	12	0	0	1	0
Jere Lehtinen	1996-1997	2007-2008	108	27	22	49	2	12	7	1	1	0
Claude Lemieux	2002-2003	2002-2003	7	0	1	1	-1	10	0	0	0	0
Craig Levie	1983-1984	1983-1984	15	2	3	5	-	32	0	0	0	0
Doug Lidster	1998-1999	1998-1999	4	0	0	0	0	2	0	0	0	0
Juha Lind	1997-1998	1997-1998	15	2	2	4	4	8	0	0	1	0
Lars Lindgren	1983-1984	1983-1984	15	2	0	2	-	6	0	0	0	0

DALLAS STARS HOCKEY CLUB // ALL-TIME PLAYOFF ROSTER

PLAYER	FROM	TO	GP	G	A	PTS	+/-	PIM	PPG	SHG	GWG	OTG
Eric Lindros	2006-2007	2006-2007	3	0	0	0	-2	4	0	0	0	0
Craig Ludwig	1991-1992	1998-1999	67	1	12	13	12	89	0	0	0	0
Brad Lukowich	1998-1999	2000-2001	18	1	1	2	5	8	0	0	0	0
Joel Lundqvist	2006-2007	2007-2008	25	4	5	9	1	14	0	0	1	0
Roman Lyashenko	1999-2000	2000-2001	17	2	1	3	-1	0	0	0	2	0
Reginald MacAdam	1979-1980	1983-1984	63	20	24	44	-	21	2	1	3	0
Parker MacDonald	1967-1968	1967-1968	14	4	5	9	-	2	0	0	2	0
John MacLean	2000-2001	2000-2001	10	2	1	3	-3	6	0	0	0	0
Manny Mahotra	2002-2003	2002-2003	5	1	0	1	1	0	0	0	0	0
Daniel Mandich	1982-1983	1982-1983	7	0	0	0	-	2	0	0	0	0
Dave Manson	1999-2000	1999-2000	23	0	0	0	2	33	0	0	0	0
Milan Marcketta	1967-1968	1967-1968	14	7	7	14	-	4	1	0	1	0
Grant Marshall	1996-1997	2000-2001	59	0	8	8	2	79	0	0	0	0
Dennis Maruk	1983-1984	1985-1986	30	13	21	34	-	24	5	1	1	0
Richard Matvichuk	1993-1994	2003-2004	107	5	19	24	2	114	1	0	0	0
Brad Maxwell	1979-1980	1983-1984	58	10	39	49	-	131	4	0	0	0
Kevin Maxwell	1980-1981	1980-1981	16	3	4	7	-	24	0	1	0	0
Alan May	1993-1994	1993-1994	1	0	0	0	0	0	0	0	0	0
Thomas McCarthy	1979-1980	1984-1985	51	8	21	29	-	45	4	0	1	0
Bob McCord	1967-1968	1967-1968	14	2	5	7	-	10	0	0	0	0
Walter McKechnie	1967-1968	1967-1968	9	3	2	5	-	0	0	0	0	0
Tony McKegney	1984-1985	1985-1986	14	10	7	17	-	22	2	0	1	0
Curtis McKenzie	2015-2016	2015-2016	1	0	0	0	0	5	0	0	0	0
Mike McMahon, Jr.	1967-1968	1967-1968	14	3	7	10	-	4	0	2	0	0
Michael McPhee	1993-1994	1993-1994	9	2	1	3	0	2	0	0	0	0
Basil McRae	1988-1989	1990-1991	34	2	1	3	-3	176	0	0	0	0
Antti Miettinen	2005-2006	2007-2008	24	2	3	5	-3	10	0	0	0	0
Corey Millen	1994-1995	1994-1995	5	1	0	1	-1	2	0	0	0	0
Willie Mitchell	2005-2006	2005-2006	5	0	0	0	0	2	0	0	0	0
Mike Modano	1988-1989	2007-2008	174	58	87	145	-1	128	24	2	15	2
Travis Moen	2015-2016	2015-2016	6	0	0	0	-1	2	0	0	0	0
Doug Mohs	1970-1971	1972-1973	16	3	5	8	-	22	2	0	0	0
Brenden Morrow	1999-2000	2007-2008	78	17	25	42	4	100	9	0	3	3
Chris Mueller	2013-2014	2013-2014	4	0	0	0	-2	2	0	0	0	0
Kirk Muller	1999-2000	2002-2003	45	4	7	11	-2	38	0	0	2	1
Wayne Muloin	1970-1971	1970-1971	7	0	0	0	-	2	0	0	0	0
Craig Muni	1997-1998	1997-1998	5	0	0	0	-2	4	0	0	0	0
Larry Murphy	1988-1989	1989-1990	12	1	4	5	-9	39	0	0	1	0
Frantisek Musil	1988-1989	1989-1990	9	1	1	2	-2	18	0	0	0	0
Ladislav Nagy	2006-2007	2006-2007	7	1	1	2	1	2	0	0	0	0
Lou Nanne	1969-1970	1976-1977	32	4	10	14	-	8	0	0	2	0
Mark Napier	1983-1984	1983-1984	12	3	2	5	-	0	3	0	0	0
Patrik Nemeth	2013-2014	2013-2014	5	0	0	0	-2	12	0	0	0	0
Bob Nevin	1971-1972	1971-1972	7	1	1	2	-	0	0	0	0	0
Valeri Nichushkin	2013-2014	2015-2016	10	1	2	3	-1	4	0	0	0	0
Joe Nieuwendyk	1996-1997	2000-2001	61	25	15	40	3	47	7	0	9	3
Janne Niinimaa	2005-2006	2005-2006	4	0	1	1	0	8	0	0	0	0
Kent Nilsson	1985-1986	1985-1986	5	1	4	5	-	0	0	0	0	0
Matt Niskanen	2007-2008	2007-2008	16	0	3	3	-2	10	0	0	0	0
Mattias Norstrom	2006-2007	2007-2008	25	2	3	5	5	24	0	0	1	1
Teppo Numminen	2003-2004	2003-2004	4	0	1	1	-1	0	0	0	0	0
William Nyrop	1981-1982	1981-1982	2	0	0	0	-	0	0	0	0	0
Dennis O'Brien	1970-1971	1976-1977	20	1	1	2	-	73	0	0	0	0
Danny O'Shea	1969-1970	1969-1970	6	1	0	1	-	8	0	0	0	0
Lyle Odelein	2002-2003	2002-2003	2	0	0	0	-1	0	0	0	0	0
Johnny Oduya	2015-2016	2015-2016	13	1	2	3	1	2	0	0	0	0
David Oliver	2002-2003	2003-2004	7	0	0	0	-2	2	0	0	0	0
Murray Oliver	1970-1971	1972-1973	25	7	14	21	-	6	2	0	0	0
Steve Ott	2002-2003	2007-2008	34	3	2	5	-3	32	1	0	2	1
Brad Palmer	1980-1981	1981-1982	22	8	5	13	-	16	1	2	1	0
Robert Paradise	1971-1972	1971-1972	4	0	0	0	-	2	0	0	0	0
Jean-Paul Parise	1967-1968	1972-1973	45	11	13	24	-	49	6	1	1	0
Dusan Pasek	1988-1989	1988-1989	2	1	0	1	-1	0	0	0	0	0
Steven Payne	1979-1980	1984-1985	71	35	35	70	-	60	13	0	9	0
Toby Petersen	2007-2008	2007-2008	16	0	0	0	-4	2	0	0	0	0
Joseph Pirus	1976-1977	1976-1977	2	0	1	1	-	2	0	0	0	0
Bill Plager	1967-1968	1967-1968	12	0	2	2	-	8	0	0	0	0
Derek Plante	1998-1999	1998-1999	6	1	0	1	0	4	0	0	0	0
Willi Plett	1982-1983	1985-1986	39	10	12	22	-	201	2	0	0	0
Tom Polanic	1969-1970	1969-1970	5	1	1	2	-	4	0	0	0	0
Michael Polich	1979-1980	1980-1981	18	2	1	3	-	2	0	0	0	0
Dean Prentice	1971-1972	1972-1973	13	4	0	4	-	16	1	0	1	0
Andre Pronovost	1967-1968	1967-1968	8	0	1	1	-	0	0	0	0	0
Brian Propp	1990-1991	1991-1992	24	8	15	23	-4	28	8	0	3	1
Jamie Pushor	1999-2000	1999-2000	5	0	0	0	-1	5	0	0	0	0
David Reid	1996-1997	1998-1999	35	3	11	14	0	20	0	0	0	0
Tom Reid	1969-1970	1976-1977	33	1	13	14	-	47	0	0	0	0
Mike Ribeiro	2006-2007	2007-2008	25	3	17	20	-3	20	0	0	0	0
Brad Richards	2007-2008	2007-2008	18	3	12	15	1	8	0	0	0	0
Dave Richter	1983-1984	1984-1985	17	1	0	1	-	59	0	0	0	0
Brett Ritchie	2015-2016	2015-2016	2	0	0	0	-2	0	0	0	0	0
Gordon Roberts	1980-1981	1985-1986	61	6	30	36	-	95	1	2	0	0

ALL-TIME PLAYOFF ROSTER // DALLAS STARS HOCKEY CLUB

PLAYER	FROM	TO	GP	G	A	PTS	+/-	PIM	PPG	SHG	GWG	OTG
James Roberts	1976-1977	1976-1977	2	0	0	0	-	0	0	0	0	0
Stephane Robidas	2002-2003	2007-2008	42	3	12	15	-1	38	3	0	0	0
Aaron Rome	2013-2014	2013-2014	1	0	0	0	-1	0	0	0	0	0
Robert Rouse	1985-1986	1985-1986	3	0	0	0	-	0	0	0	0	0
Bobby Rousseau	1970-1971	1970-1971	12	2	6	8	-	0	1	0	1	0
Antoine Roussel	2013-2014	2015-2016	19	2	3	5	3	43	0	0	0	0
Kris Russell	2015-2016	2015-2016	12	0	4	4	1	4	0	0	0	0
Gary Sargent	1979-1980	1982-1983	9	2	3	5	-	2	1	0	1	0
Colton Sceviour	2013-2014	2015-2016	17	3	5	8	3	0	0	0	0	0
Tyler Seguin	2013-2014	2015-2016	7	1	2	3	1	0	0	0	0	0
Glen Sharpley	1976-1977	1979-1980	11	1	6	7	-	8	0	0	0	0
Patrick Sharp	2015-2016	2015-2016	13	4	2	6	-4	0	1	0	0	0
David Shaw	1991-1992	1991-1992	7	2	2	4	-2	10	1	0	0	0
Gord Sherven	1984-1985	1984-1985	3	0	0	0	-	0	0	0	0	0
Paul Shmyr	1979-1980	1980-1981	17	2	1	3	-	27	1	0	1	0
Jon Sim	1998-1999	1999-2000	11	1	0	1	-1	6	0	0	0	0
Ville Siren	1989-1990	1989-1990	7	0	0	0	-2	6	0	0	0	0
Brian Skrudland	1997-1998	1998-1999	36	0	3	3	0	32	0	0	0	0
Blake Sloan	1999-1999	1999-2000	35	0	2	2	1	20	0	0	0	0
Douglas Smail	1990-1991	1990-1991	1	0	0	0	-1	0	0	0	0	0
Bobby Smith	1979-1980	1991-1992	77	26	50	76	-	96	9	0	7	0
Derrick Smith	1991-1992	1991-1992	7	1	0	1	-2	9	0	0	1	0
Gregory Smith	1979-1980	1980-1981	31	1	6	7	-	48	0	1	0	0
Harold Snepsts	1984-1985	1984-1985	9	0	0	0	-	24	0	0	0	0
Ken Solheim	1980-1981	1981-1982	3	1	1	2	-	2	0	0	0	0
Jason Spezza	2015-2016	2015-2016	13	5	8	13	0	2	1	0	2	0
Jeremy Stevenson	2005-2006	2005-2006	1	0	0	0	0	0	0	0	0	0
Jaroslav Svoboda	2005-2006	2005-2006	2	0	0	0	-1	2	0	0	0	0
Don Sweeney	2003-2004	2003-2004	5	0	0	0	-2	2	0	0	0	0
Darryl Sydor	1996-1997	2006-2007	99	6	32	38	9	46	2	0	1	0
Dean Talafo	1976-1977	1976-1977	2	0	0	0	-	0	0	0	0	0
Chris Therien	2003-2004	2003-2004	5	2	0	2	1	0	0	0	0	0
Leo Thiffault	1967-1968	1967-1968	5	0	0	0	-	0	0	0	0	0
Scott Thornton	1999-2000	1999-2000	23	2	7	9	1	28	0	0	1	0
Mario Thyer	1989-1990	1989-1990	1	0	0	0	0	2	0	0	0	0
Mark Timord	1988-1989	1991-1992	42	6	9	15	-10	105	4	0	0	0
Pierre Turgeon	2002-2003	2003-2004	10	1	4	5	-1	2	0	0	0	0
Shaun Van Allen	2000-2001	2000-2001	8	0	2	2	1	8	0	0	0	0
Moose Vasko	1967-1968	1967-1968	14	0	2	2	-	6	0	0	0	0
Randy Veliscek	1982-1983	1984-1985	19	2	3	5	-	8	0	0	0	0
Pat Verbeek	1996-1997	1998-1999	42	7	9	16	-1	56	3	0	2	0
Ray Whitney	2013-2014	2013-2014	5	0	0	0	-1	0	0	0	0	0
Neil Wilkinson	1989-1990	1990-1991	29	3	5	8	2	23	1	0	0	0
Tommy Williams	1969-1970	1969-1970	6	1	5	6	-	0	0	0	0	0
Ronald Wilson	1984-1985	1985-1986	14	3	10	13	-	6	2	0	0	0
Brad Winchester	2007-2008	2007-2008	6	0	0	0	-2	8	0	0	0	0
Bob Woytowich	1967-1968	1967-1968	14	0	1	1	-	18	0	0	0	0
Jamie Wright	1997-1998	1997-1998	5	0	0	0	3	0	0	0	0	0
Scott Young	2002-2003	2003-2004	14	5	3	8	6	8	3	0	1	0
Timothy Young	1976-1977	1982-1983	35	7	23	30	-	27	1	1	1	0
Tom Youngmans	1976-1977	1980-1981	22	2	1	3	-	21	0	2	0	0
Ronald Zanussi	1979-1980	1979-1980	14	0	4	4	-	17	0	0	0	0
Peter Zezel	1994-1995	1994-1995	3	1	0	1	0	0	0	0	0	0
Doug Zmolek	1993-1994	1994-1995	12	0	1	1	-4	14	0	0	0	0
Sergei Zubov	1996-1997	2007-2008	114	15	57	72	18	34	9	1	1	0

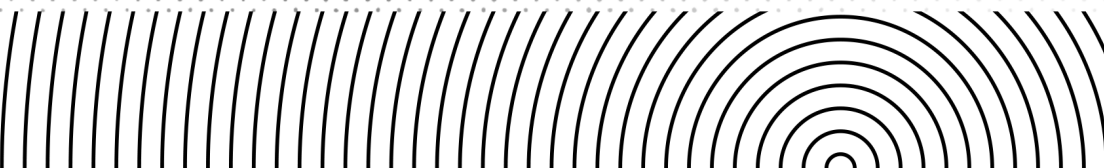
GOALTENDERS

PLAYER	FROM	TO	GP	W	L	OTL	SA	GA	GAA	SV	SV%	SO
Don Beaupre	1980-1981	1985-1986	34	15	16	0	618	119	3.70	549	-	1
Ed Belfour	1997-1998	2000-2001	73	44	29	8	1,944	144	1.84	1,800	.926	8
Jonathan Casey	1988-1989	1991-1992	41	21	18	0	1,136	120	3.17	1,016	.894	2
Gary Edwards	1979-1980	1979-1980	7	3	3	0	-	22	3.92	-	-	0
Manny Fernandez	1997-1998	1999-2000	2	0	0	0	8	1	3.24	7	.875	0
Gilles Gilbert	1972-1973	1972-1973	1	0	1	0	-	4	4.00	-	-	0
Brian Hayward	1990-1991	1990-1991	6	0	2	0	75	11	3.86	64	.853	0
Arturs Irbe	1996-1997	1996-1997	1	0	0	0	4	0	0.00	4	1.00	0
Kari Lehtonen	2013-2014	2015-2016	17	8	3	1	422	45	3.00	377	.893	2
Peter Lopresti	1976-1977	1976-1977	2	0	2	0	-	6	4.68	-	-	0
Cesare Maniago	1967-1968	1972-1973	34	14	20	0	-	94	2.69	-	-	3
Gilles Meloche	1979-1980	1984-1985	45	21	19	0	344	143	3.48	308	-	2
Andy Moog	1993-1994	1996-1997	16	5	11	4	504	49	3.03	455	.903	0
Antti Niemi	2015-2016	2015-2016	5	1	3	0	96	13	3.29	83	.865	0
Gary Smith	1976-1977	1976-1977	1	0	0	0	-	4	5.58	-	-	0
Kari Takko	1988-1989	1989-1990	4	0	1	0	55	7	3.86	48	.873	0
Tim Thomas	2013-2014	2013-2014	1	0	0	0	2	1	4.10	1	.500	0
Marty Turco	2000-2001	2007-2008	47	21	26	3	1,305	112	2.17	1,193	.914	4
Darcy Wakaluk	1993-1994	1994-1995	6	4	1	0	177	16	2.93	161	.910	0
Gump Worsley	1969-1970	1971-1972	11	6	4	0	-	34	3.32	-	-	1



MEDIA

INFORMATION



COMMUNICATIONS STAFF

Members of the Dallas Stars Communications Department are seated in the far end from the elevator on the second row of the press box (seats 37 - 49) during games. If there is anything we can do to assist you, please don't hesitate to ask:

Tom Holy - Vice President, Communications, C: (408) 348-5784

Ben Fromstein - Media Relations Manager, C: (847) 271-2728

Joe Calvillo - Corporate Communications Manager, C: (210) 422-6022

Christa Melia - Player Relations Manager, C: (505) 463-7714

STARS FACILITIES**American Airlines Center**

2500 Victory Avenue, Dallas, Texas, 75219

Home Arena - All home games and morning skates will take place here (unless otherwise stated)

Comerica Center

2601 Avenue of the Stars, Frisco, Texas, 75034

Practice Facility and Executive Offices - All home practices will take place here

MEDIA CREDENTIALS

All media members, including those holding Stars Full Season Credentials and those requesting Single Game Credentials, are required to RSVP to Christa Melia (cmelia@dallasstars.com) by 5:00 p.m. the day prior to the game to ensure seating in the press box.

Credentials can be picked up either at the morning skate from Christa Melia or up to three-and-a-half hours prior to game time at the Media Entrance. When arriving for the game, members of the media should enter through the Media Entrance which is located on the northwest side of the arena (facing I-35 and the E Parking Lot).

PRACTICES

Most off-day practices will be held at Comerica Center, located at 2601 Avenue of the Stars, Frisco, TX 75034.

Stars Head Coach Jim Montgomery will be available each day following the general player access period. Members of the media are STRONGLY encouraged to utilize practice days to coordinate feature story shoots or non-game related interview material.

GAME DAY MORNING SKATES

All morning skates will be held at American Airlines Center in Dallas unless stated otherwise.

Media members may gain admittance to American Airlines Center through the Employee Entrance on weekdays. The Employee Entrance is located on Victory Ave. near the corner of All Star Way.

The Stars will begin skate at 10:15 a.m. but full participation is not guaranteed as the practice can be optional at the head coach's discretion. If you need specific players, please be present for the start of the skate in case those individuals do not skate. Visiting teams typically skate at 11:30 a.m.

PLAYER INTERVIEWS

All requests for individual game-day interviews with Stars players, coaches and executives should be submitted through the Stars Media Relations Department via email to Ben Fromstein (bfromstein@dallasstars.com) by 10:00 a.m. on game days. This applies to all requests that fall outside of the general media availability in the Stars locker room.

MEDIA PARKING

If you have been issued a full-season credential, you have also received a hanging parking tag with a barcode associated with your name and affiliate. The Parking Tag grants access to the Lexus Garage until two hours prior to the start of the game. Media arriving less than two hours prior to game time will be granted access to the Lot-E Parking Lot or Silver Garage.

If you are being credentialed on a game-by-game basis, please contact Christa Melia (cmelia@dallasstars.com) by 5:00 p.m. the day

prior to the game if you wish to be added to the single game parking list. THERE WILL BE NO EXCEPTIONS as single game spots are limited. You should not expect parking privileges unless you receive confirmation from Christa Melia.

WIRELESS INTERNET

The log-in information for wireless internet is posted in multiple locations in the press box and underneath your name on the press box card. Please consult any member of the communications staff if you need additional assistance.

MEDIA DINING ROOM / MEDIA WORKROOM

Take the press box elevator to the Event Level and make an immediate left until you reach the end of the hallway. Proceed to your right and the room is located roughly 100 feet down on your right side. This room has several workplaces for media.

LOCKER ROOMS

Take the press box elevator to the Event Level and make an immediate left until you reach the end of the hallway. For the Stars locker room, please proceed to the right. For the visiting locker room, please proceed to the left. The Stars locker room will open approximately five minutes after the conclusion of the game.

PRESS CONFERENCE ROOM

Located directly across the hallway from the Stars locker room. The post-game press conference with head coach Jim Montgomery will take place roughly 20 minutes after the conclusion of the game.

PHOTOGRAPHERS AND CAMERA POSITIONS

Please consult with team photographer Glenn James prior to the start of the game for photo positions.





JOSH BOGORAD
PLAY BY PLAY ANNOUNCER

Josh Bogorad enters in his fifth season with the Stars broadcast team on FOX Sports Southwest, and his first as the team's play-by-play announcer. For the previous four seasons he has served as the broadcast host of Stars Live, the pre-game, intermission and post-game show during Stars broadcasts on FOX Sports Southwest. Bogorad joined the Stars during the 2013-14 season as the pre-game, intermission and post-game radio host on Sportsradio 1310 and 96.7 FM The Ticket for each Stars contest.

Prior to joining the Stars, Bogorad served as the play-by-play announcer for the Alaska Aces in the ECHL and the Corpus Christi IceRays in the CHL. In 2011, Bogorad was voted the ECHL Broadcaster of the Year, his first season in the league. Prior to that, he was voted the CHL's Best Broadcaster in 2008, 2009, and 2010. He was also selected to call the CHL All-Star Game in 2005, 2007, and 2010, and he won the CHL's Communications Executive of the Year Award in 2007.

A native of Los Angeles, Calif., Bogorad began his broadcasting career with the Los Angeles Kings as the team's radio correspondent on 97.1 FM KLSX. He later attended the University of Arizona, where he served as a broadcaster for the school's hockey team in 2001. Bogorad and his wife, Andrea, reside in Dallas with their two sons, Mason and Aaron.



DARYL "RAZOR" REAUGH
COLOR ANALYST

Daryl Reaugh is in his 23rd season on Stars television and radio broadcasts, and his 21st as the team's color analyst. For two seasons from 2016-18, Reaugh had served as the team's play-by-play announcer in the wake of Dave Strader's cancer diagnosis. Named by the Sports Business Journal as one of their 2017 Regional Sports Networks Power Players, he now moves back to his previous role as color analyst, for which he has won ten Lone Star Emmy awards.

Reaugh came to Dallas from the Hartford Whalers, where he served as the color analyst on SportsChannel New England's telecasts during the 1995-96 campaign. He has also demonstrated his expertise on the national stage, having worked with NBC Sports Network, ABC, ESPN, FOX, and CBC's Hockey Night in Canada. Additionally, Reaugh

expanded his talents beyond the broadcast booth as he provided the color analyst dialogue and voice for EA Sports' NHL '98 and NHL '99 video games, and is active on Twitter: @Razor5Hole.

As a player, Reaugh's career included stints in the NHL with both the Edmonton Oilers and the Hartford Whalers. Prior to turning pro, he was an all-star netminder for the Kamloops Blazers of the Western Hockey League and was named to their 25th Anniversary Team.

Daryl, his wife, Kristin, who was instrumental in starting the Dallas Stars Foundation, and their two daughters, Falynd and Kendyl, reside in Dallas.



BRIEN REA
BROADCAST HOST

Brien Rea joins the Stars broadcast team in 2018-19 as the host of Stars Live, the pre-game, intermission and post-game show during Stars broadcasts on FOX Sports Southwest.

Rea comes to Dallas after spending the last four seasons as the play-by-play announcer for the Texas Stars, Dallas' top development affiliate in the American Hockey League. In addition to his broadcasting duties, he also served as Director of Broadcasting and Media Relations for Texas and oversaw the team's public relations efforts.

Prior to his stint with Texas, Rea spent six years (2007-2013) as a play-by-play broadcaster for four different teams in the Central Hockey League (CHL), including the Texas-based Austin Ice Bats and Odessa Jackalopes. Rea has called more than 700 professional regular-season and postseason hockey games in his career. In 2013, he was voted the CHL's Best Broadcaster with the Denver Cutthroats, while also earning New Media Franchise of the Year honors overseeing the

team's communications efforts. He was also selected to call the CHL All-Star Game in 2011 and 2012.

The St. Louis, Mo. native began his broadcasting career while attending Lake Forest College, where he served as the broadcaster for the men's hockey and football teams from 2003 - 2005, while also working for WGN Television in Chicago.



BRENT SEVERYN
TELEVISION ANALYST

Brent Severyn begins his 15th season as an analyst for the Dallas Stars broadcast on FOX Sports Southwest.

A native of Vegreville, Alta., Severyn worked his way up from a town of 5,000 people to play at the highest levels of hockey over an 18 year period. A seven-year NHL veteran with 13 years of professional hockey experience, he has played at many levels since leaving his small town. They include the Western Hockey League, Canadian University, American Hockey League and the DEL in Germany.

Brent's most successful team experience was winning a bronze medal in the 1983 Universiade Games in Bratislava, Czechoslovakia and winning the national championship for the Munich Barons in the DEL (German Premiere League). Severyn was drafted by the Winnipeg Jets in the fifth round (99th overall) of the 1984 NHL Entry Draft as a defenseman. Brent was an Allstar winning Dallas Stars.

at the Canadian University level and a first team All Star in the American Hockey League. In 1999, he was also a member of the Stanley Cup-winning Dallas Stars.

Brent now works in Dallas as an NHL TV Analyst for FoxSports Southwest while continuing to develop young hockey players in the metroplex. Severyn is actively involved in the community and has been the recipient of two NHL community service awards for both the Anaheim Ducks and the Dallas Stars. He is also President of Severyn Sports Inc., a multi-faceted company, that includes broadcasting, sports conditioning programs and events based out of Plano, Texas.



SARAH MERRIFIELD
RINKSIDE REPORTER

Sarah Merrifield enters her first full season as rinkside reporter with the Stars broadcast team, a role she started midway through last season. Now in her second year with FOX Sports Southwest, Merrifield previously served as a reporter for Stars Insider, a bi-weekly show highlighting Stars players and team activities, throughout the 2017-18 season.

Merrifield comes to Dallas after spending one year as a sports reporter and weekend anchor with KEYE, the local CBS affiliate in Austin, Texas. During her time in Austin, Merrifield covered a wide range of sports from Longhorn athletics and the Round Rock Express to the occasional feature on the Texas Stars, Dallas' affiliate in the American Hockey League. She also spent one year in Abilene, Texas with KTXS, the local ABC affiliate, where she earned a Texas AP award in 2015, her first year in the business.

A native of San Diego, Calif., Merrifield graduated from Syracuse University in 2015 with a bachelor's degree in Broadcast Journalism. In addition to her coursework, she also gained experience working for CitrusTV, the school's student-run TV station, and the athletic department as their multi-sport reporter and host.





BRUCE LEVINE
RADIO HOST

Bruce Levine returns for his ninth season as a member of the Dallas Stars radio broadcast team. Since 2010, Levine has been heard on Sportsradio 1310 AM and 96.7 FM The Ticket as an analyst and co-host. Prior to joining the Stars, Levine broadcast at all levels of hockey, including stints with the New York Islanders, Louisiana IceGators (ECHL), Arkansas RiverBlades (ECHL), Phoenix Cobras (RHL), Dallas Freeze (CHL) and as the KHL's United States Television play-by-play voice. Levine is also a contributor to ESPN.com's NHL coverage.

LeVine began his broadcasting career at WFAA Channel 8 (ABC) in Dallas in 1983. Serving in several capacities, he earned six Katie Awards from the Dallas Press Club, a UPI, an AP award for outstanding reporting, and a Heartland Emmy Award. A native of Brooklyn, N.Y.,

LeVine resides in Plano with his wife, Sherry, and their four children, Daniel, Marly, Franklin and Shane.



OWEN NEWKIRK
RADIO HOST

Owen Newkirk enters his fifth season with the Dallas Stars as a pre-game, intermission and post-game host on Sportsradio 1310 and 96.7 FM The Ticket. He is also the host of Stars Sunday on The Ticket.

A native of Blue Hill, Maine, Newkirk spent seven seasons in the American Hockey League, most recently serving as the director of broadcasting and media relations for Dallas' AHL affiliate, the Texas Stars (2012-14), winning the Calder Cup with the team in 2014.

He has also served as color commentator for the Binghamton Senators (2010-12), as well as play-by-play and director of public relations for both the Adirondack Phantoms (2009-10) and the Albany River Rats (2007-09).

Now entering his 14th season of broadcasting professional hockey, Newkirk, 35, was part of Binghamton's run to the 2011 Calder Cup Final and was a member of the AHL Live broadcast team

that called the 2009 AHL All-Star Classic in Worcester, Mass.

Prior to his time in the AHL, he was director of broadcasting for the ECHL's Elmira Jackals for four seasons (2003-07). In addition to his hockey experience, Newkirk has also broadcast for the Albany Firebirds (Arena Football2 – 2007-09) and Berkshire Black Bears (independent baseball – 2003). Newkirk is a graduate of Haverford College, where he earned his bachelor's degree in astronomy.

**MIKE HEIKA***SENIOR DIGITAL CORRESPONDENT*

Mike Heika is in his first season with the Dallas Stars, serving as the team's senior staff writer.

Heika comes to the Stars after spending the past 19 years covering the team with the Dallas Morning News. Before that, he covered the Stars for six years at the Fort Worth Star-Telegram. During that span, he has seen the team move from Minnesota to Dallas, win the 1999 Stanley Cup, and move into American Airlines Center. He has covered three owners, five general managers, and six head coaches.

In addition to reporting on hockey, Heika has also covered the Olympics, NFL, NBA, MLB, PGA, MLS, and college football for the Star-Telegram and Morning News. Among the events he has written on are Kenny Rogers' perfect game and the Mavericks' NBA championship.

Heika grew up in Traverse City, Mich. and graduated from Central Michigan University. He and his wife, Melinda, live in Colleyville and have two children, Alex and Meredith.

**MARK STEPNESKI***WRITER, DALLASSTARS.COM*

Mark Stepneski is in his fifth season with the Stars as a writer and blogger for the team's website. Prior to writing for the Stars, Stepneski covered the team for ESPN Dallas (2010-12) and ran his own independent web site on the Stars (1996-10).

Stepneski spent 16 years at KXAS-TV (NBC) in Dallas-Fort Worth in several capacities. He served as a videotape editor, writer, producer and special projects producer, earning several awards, including an Edward R. Murrow Regional Award from The Radio Television Digital News Association, a Katie from the Dallas Press Club and two Texas Associated Press Broadcasters Awards.

A native of Binghamton, N.Y., Stepneski is a graduate of Texas Christian University. He and his wife, Alice, live in Plano, Texas and have three children – Andrew, Mary and Nick.





TOM HOLY
VICE PRESIDENT, COMMUNICATIONS

Tom Holy is in his sixth season with the Dallas Stars and his 13th overall in the NHL. He currently serves as the vice president of communications for the club.

Holy, 36, previously spent eight seasons as a member of the San Jose Sharks media relations department from 2005-13. While with the Sharks, the team won the Dick Dillman Award, presented to the League's best media relations staff in each conference as voted on by the Professional Hockey Writers' Association, four times (2007-10) and was a finalist in the other four seasons the award was presented over that span. Prior to joining San Jose, he spent three seasons as Public Relations Manager of the Cleveland Barons, the Sharks top development affiliate in the American Hockey League.

Holy, a Cleveland, Ohio native, received his bachelor's degree in education and human development (specialization in sport management) from Bowling Green State University in 2002.



BEN FROMSTEIN
MEDIA RELATIONS MANAGER

Ben Fromstein is in his seventh season with the Dallas Stars, and his fourth as media relations manager. Before joining the Stars organization, Fromstein served one year as the media relations intern with the Chicago Blackhawks during the 2011-12 season. During the 2014-15 and 2017-18 seasons, Fromstein and the Dallas Stars Communications Department received the Dick Dillman Award, given annually to the team judged by the members of the Professional Hockey Writers Association (PHWA) to be the best in media relations.

The Winnetka, Ill., native graduated from the University of Wisconsin, Madison in 2011 with a bachelor's degree in communications with a specialization in radio, television and film. During his time at Wisconsin, Fromstein spent three years working in the Athletic Communications office where he served as the assistant sports information director for several sports, including the 2011 National Champion women's hockey team.



JOE CALVILLO
CORPORATE COMMUNICATIONS MANAGER

Joe Calvillo is in his ninth season with the Dallas Stars and works alongside the media relations department to help promote players, coaches, executives and organizational initiatives on the local and national level.

In his role, Calvillo is responsible for managing the communications efforts of the club's off-ice activities including corporate partnerships, ticket sales, marketing, StarCenters and the Dallas Stars Foundation. He also serves as the editor of the game program and team yearbook, along with managing the team photography archives. During the 2014-15 and 2017-18 seasons, Calvillo and the Dallas Stars Communications Department received the Dick Dillman Award, given annually to the team judged by the members of the Professional Hockey Writers Association (PHWA) to be the best in media relations.

Calvillo came to the Stars organization after spending five seasons (2006-2010) working in various communications roles within Spurs Sports and Entertainment. He graduated from the University of Texas at Austin with a bachelor's degree in public relations.

Calvillo and his wife, Catherine, reside in Dallas.

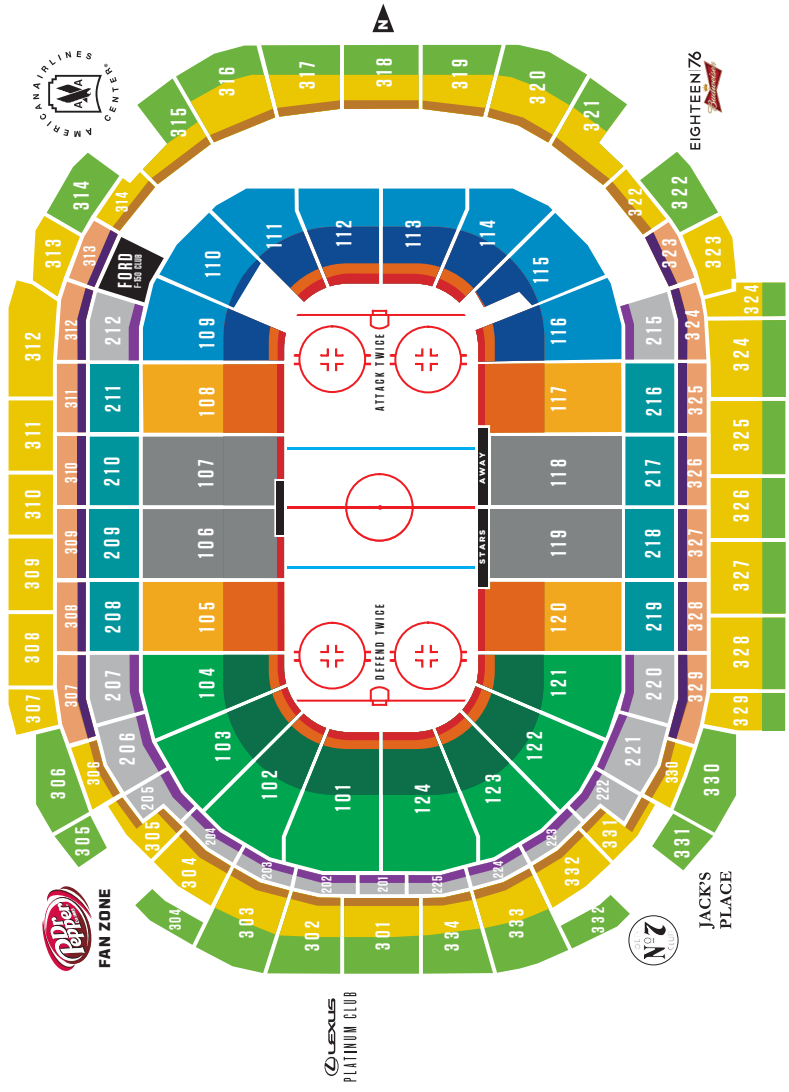


CHRISTA MELIA
PLAYER RELATIONS MANAGER

Christa Melia is in her eighth season with the Dallas Stars and her third as player relations manager. In her role, Melia's primary responsibility is to connect current players and their significant others to the Dallas/Fort Worth community. Whether that be through charitable giving, appearances or volunteer opportunities with area non-profits.

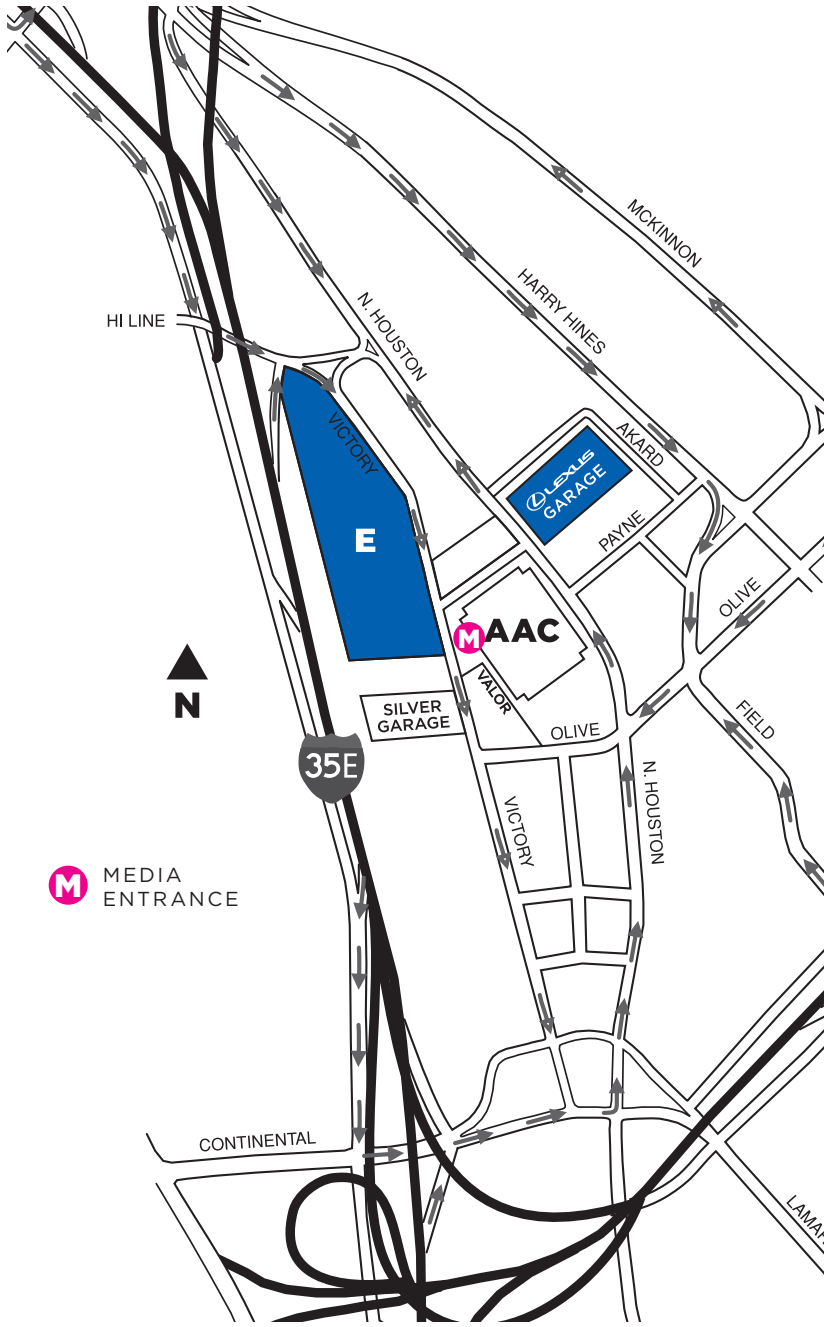
She came to the Stars after spending time as the Volunteer Services assistant for the North Texas Super Bowl XLV Host Committee, where she helped train and deploy over 10,000 volunteers across North Texas. Prior to that Melia spent two years as a Graduate Assistant in Sports Information at the University of New Mexico Athletic Department.

Melia is a graduate of the University of New Mexico where she received a bachelor's degree in Mass Communications and Master's degree in Sports Administration. Melia currently resides in The Colony, Texas with her husband Matt and daughter McKenna.



DALLAS STARS HOCKEY CLUB







DALLAS STARS

2018-19 SEASON SCHEDULE

DALLAS STARS HOCKEY CLUB

OCTOBER 2018						
SUN	MON	TUE	WED	THU	FRI	SAT
	1	2	3	4 ARI 7:30	5	6 WPG 6:00
7	8	9 TOR 7:30	10	11	12	13 ANA 7:00
14	15 OTT 6:30	16 NJ 6:00	17	18	19 MIN 7:00	20
21	22	23 LA 7:30	24	25 ANA 7:30	26	27
28 DET 4:00	29	30 MTL 6:30	31			

JANUARY 2019						
SUN	MON	TUE	WED	THU	FRI	SAT
		1 NJ 7:30	2	3 WSH 7:00	4	5
6 WPG 4:00	7	8 STL 7:00	9	10 PHI 6:00	11	12 STL 8:00
13	14	15 TB 7:30	16	17 LA 7:30	18	19 WPG 6:00
20	21	22	23	24	25	26
27	28	29	30 BUF 7:30	31		

NOVEMBER 2018						
SUN	MON	TUE	WED	THU	FRI	SAT
				1 TOR 6:00	2	3 WSH 6:00
4	5 BOS 6:00	6 CBJ 6:00	7	8 SJ 7:30	9	10 NSH 1:00
11	12 CBJ 7:30	13	14	15	16 BOS 7:00	17
18 NYI 12:00	19 NYR 6:00	20	21 PIT 6:00	22	23 OTT 7:00	24 COL 8:00
25	26	27 EDM 8:00	28 CGY 8:00	29	30	

FEBRUARY 2019						
SUN	MON	TUE	WED	THU	FRI	SAT
					1 MIN 7:00	2 NSH 7:00
3	4 ARI 7:30	5	6	7 NSH 7:00	8	9 ARI 3:00
10	11	12 FLA 6:00	13	14 TB 7:00	15	16 CAR 7:00
17	18 NSH 7:30	19	20	21 STL 7:30	22	23 CAR 4:00
24 CHI 2:00	25	26 VGK 9:00	27	28 LA 9:30		

DECEMBER 2018						
SUN	MON	TUE	WED	THU	FRI	SAT
						1 VAN 3:00
2	3 EDM 7:30	4	5	6	7 SJ 7:00	8
9 VGK 8:00	10	11	12 ANA 9:00	13 SJ 9:30	14	15 COL 8:00
16	17	18 CGY 7:30	19	20 CHI 7:30	21	22 MIN 7:00
23 NYI 7:00	24	25	26	27 NSH 7:00	28	29 DET 7:00
30	31 MTL 7:30					

MARCH 2019						
SUN	MON	TUE	WED	THU	FRI	SAT
					1	2 STL 7:00
3	4	5 NYR 7:30	6	7 COL 7:30	8	9 CHI 7:00
10	11	12 BUF 6:00	13	14 MIN 7:00	15 VGK 7:00	16
17 VAN 6:00	18	19 FLA 7:30	20	21 COL 7:30	22	23 PIT 7:00
24	25 WPG 7:00	26	27 CGY 8:30	28 EDM 8:00	29	30 VAN 9:00
31						

HOME GAMES

ALL TIMES ARE CENTRAL TIME. GAME TIMES ARE SUBJECT TO CHANGE.

