

2019

DALLAS STARS POSTSEASON GUIDE



SANDMAN
SIGNATURE HOTELS



City Credit Union



MEDIA GUIDE PRODUCTION

Editor-in-Chief	Ben Fromstein
Managing Editor	Tom Holy
Deputy Editors	Joe Calvillo, Christa Melia, Katelin Brekken, Arden Shirley
Images	Glenn James, Tim Heitman, Brandon Colston, Sean Berry, Getty Images, Hockey Hall of Fame
Printing	John Sons Press, Fort Worth, Texas
Statistical Assistance.....	Bob Waterman & Randy Robles (Elias Sports Bureau)
.....	Hockey Hall of Fame and Tom and Irma Coucill

LEADERSHIP/FRONT OFFICE

Staff Directory	4
R. Thomas Gaglardi	7
James R. Lites	8
Brad Alberts	9
Jim Nill	10
Les Jackson/Scott White	11
Mark Janko	12
Jim Montgomery	13
Rick Bowness/Stu Barnes	14
Todd Nelson/Jeff Reese	15
Kelly Forbes/Sean Andrade	16

2018-19 SEASON-IN-REVIEW

Notes	18
Final Scoring	22
Home Final Scoring	23
Road Final Scoring	24
Division/Conference Final Standings	25
Special Teams Rankings	26
Game Recaps	27
2018-19 Game-by-Game Summary	31
2018-19 Period-by-Period Summary	37
Records Set in 2018-19	39

Highs and Lows	41
Statistical Breakdown	42
Hat Tricks, Penalty Shots, Shutouts	43
2018-19 Man Games Lost	44
2018-19 Transactions	45

2018-19 DALLAS STARS

Player Postseason Statistics	47
How The Stars Were Built	48
Jamie Benn	49
Ben Bishop	50
Andrew Cogliano	51
Blake Comeau	52
Jason Dickinson	53
Justin Dowling	54
Radek Faksa	55
Taylor Fedun	56
Denis Gurianov	57
Martin Hanzal	58
Miro Heiskanen	59
Roope Hintz	60
Julius Honka	61
Mattias Janmark	62
Anton Khudobin	63
John Klingberg	64
Joel L'Esperance	65
Esa Lindell	66
Ben Lovejoy	67
Marc Methot	68
Valeri Nichushkin	69
Jamie Oleksiak	70
Tyler Pitlick	71
Roman Polak	72
Alexander Radulov	73
Brett Ritchie	74
Tyler Seguin	75
Jason Spezza	76
Mats Zuccarello	77
Other Players	78

OPPONENTS	80
------------------------	----

RECORD BOOK

Franchise Records	97
Dallas Records	103
Youngest/Oldest Players	113
Holiday Records	114
Team Record by Game (Best)	115
Team Record by Game (Worst)	116
Top-10 Rankings	117
Top-10 Rankings - Defensemen	119
Top-10 Rankings - Rookies	121
Top-10 Rankings - Goaltenders	123

Seasonal Attendance Figures 125

Top-50 Franchise Scoring Leaders 126

All-Time Coaching Records 127

Home/Road Seasonal Records 129

Special Teams Seasonal Records 130

Seasonal Streaks 131

Seasonal Leaders by Category 132

Goaltenders: Season-by-Season 133

Shutout Wins 137

Shutout Losses/Scoreless Ties..... 139

Hat Tricks..... 141

Overtime Goals 144

Shootout History 147

Penalty Shots..... 151

Penalty Shots Against..... 152

All-Time Roster..... 153

All-Time Sweater Numbers..... 163

PLAYOFF RECORD BOOK

All-Time Playoff vs. Opponents..... 167

Game Sevens..... 167

Longest Overtime Games 167

Top-10 Playoffs..... 168

Playoff Record Book 169

Playoff Game-by-Game..... 171

Playoff Overtime..... 177

Hat Tricks and Penalty Shots 178

Playoff Shutouts..... 179

All-Time Roster..... 180

2018-19 FINAL NHL STATS 185



EXECUTIVES

Owner & Governor	R. Thomas Gaglardi
CEO & Alternate Governor	James R. Lites
President	Brad Alberts
Executive Vice President, Chief Sales & Marketing Officer	Matt Bowman
Executive Vice President, Business Operations & General Counsel	Alana Matthews
Executive Assistant to the CEO	Brittany McMullen

HOCKEY OPERATIONS

General Manager	Jim Nill
Senior Advisor to the General Manager	Les Jackson
Assistant General Manager/Texas Stars General Manager	Scott White
Assistant General Manager	Mark Janko
Head Coach	Jim Montgomery
Assistant Coaches	Stu Barnes, Rick Bowness, Todd Nelson
Goaltending Coach	Jeff Reese
Video Coach	Kelly Forbes
Assistant Video Coach	Sean Andrade
Organizational Coach	Vernon Fiddler
Skills Coach	Stan Togulukov
Player Development Coordinators	J. J. McQueen, Rich Peverley
Goaltending Development Coach	Jim Bedard
Director, Team Services	Jason Rademan
Executive Assistant, Hockey Operations	Lisa Smail
Director, Amateur Scouting	Joe McDonnell
Director, European Scouting	Kari Takko
Head Professional Scout	Paul McIntosh
Professional Scouts	Craig Bonner, Alex LePore
Amateur Scouts	Dennis Holland, Jiri Hrdina, Jimmy Johnston, David Kolb, Stu MacGregor, Mark Leach, Sam Lites, Rickard Oquist, Buddy Powers, Borys Protsenko, Evgueni Tsybouk, Shane Turner
Head Athletic Trainer	Dave Zeis
Associate Athletic Trainer	Craig Lowry
Head Equipment Manager	Steve Sumner
Assistant Equipment Manager	Dennis Soetaert
Equipment Assistants	Mike Prodgors, Justin Siegel
Strength and Conditioning Coach	Brad Jellis
Massage Therapist	Daniel Garcia

MEDICAL STAFF

Medical Director, Orthopedic Surgery	William J. Robertson, MD
Head Team Physician	Robert J. Dimeff, MD
Plastic Surgery	Jeffrey M. Kenkel, MD
Dentist	Wayne Scott, DDS
Emergency Medicine	Alexander Eastman, MD, Jeffery C. Metzger, MD
Neuropsychology	Munro Cullum, PhD
Assistant Team Physicians	Jesse Even, MD, Shane Miller, MD, Rathna Nuti, MD
Physical Therapy	Nick Andreas, DPT
Ophthalmology	R. Wayne Bowman, MD
Chiropractor	Mary Collings

ALUMNI ASSOCIATION

Director, Alumni Association	Bob Bassen
------------------------------------	------------

COMMUNICATIONS

Vice President, Communications	Tom Holy
Media Relations Manager	Ben Fromstein
Corporate Communications Manager	Joe Calvillo
Player Relations Manager	Christa Melia
Team Photographers	Glenn James, Tim Heitman, Brandon Colston

CORPORATE OPERATIONS

Director, Facilities	Jack Cooper
Director, IT	Matthew Keller
Technology Engineers	Alex Cheng, Jonathan Geremia, Corbin Lewis
Facility Engineers	Stephen Drown, Lee Savage
DBA/Data Administrator	Patrick Westbrook
Business Operations Assistant	Jamie Silva
Front Desk Receptionist	Jae Gary

CORPORATE PARTNERSHIPS

Vice President, Corporate Partnerships	Grady Raskin
Directors, Corporate Partnerships	Andrew Durbin, Mark Kent
Managers, Corporate Partnerships	Kristin Harwood, Kelcie Holloway
Activation Manager	Ann Marie Waltrip
Activation Coordinators	Catherine Freeman, Alexa Schnoor
Partnership Revenue Manager	Lindsey Pacatte
Partnership Coordinator	Sydney Loutit

DALLAS STARS FOUNDATION

President	Marty Turco
Coordinator, Foundation	Chelsea Livingston
Coordinator, Education	Allie Helm
Coordinator, 50/50 Raffle Sales	Cheryl Swain

LEGAL AND HUMAN RESOURCES

Legal Counsel	Cara Martin
Vice President, Human Resources	Lindsay Dowdy
Human Resources Manager	Megan Lippe
Organizational Design Manager	Jessica Nemergut
HR Generalist	Brooke Theemling
Payroll Administrator	Jenny Thompson

FINANCE AND ADMINISTRATION

Chief Financial Officer	Therese Baird
Controller	Matthew Lilliestol
Accounts Payable Manager	Tina Forbes
Accounts Payable Clerk	Felicia Parker
Accounts Payable Processor	Denise Richardson
Staff Accountants	Morgan Clark, Ashlyn Evans, Maren Garcia, Ashlee Gaston

BRAND DEVELOPMENT & BROADCASTING

Vice President, Brand Development & Broadcasting	Dan Stuchal
Director, Event Operations	Steve Phillips
Director, Creative	Jeff Neal
Director, Production	Cody Eastwood
Associate Producer/Production Manager	Kevin Harp
Producer/Editors, Digital Content	Hunter Harrington, Jonathan Maniet, Jeff Toates
Production Associates	Matt Johnston, Shon Niswanger
Senior Graphic Designer	Tiffany Brown
Graphic Designer	Nika Tafarroji
Visual Effects Designer	Alex Kleuser
Director, Ice Girls	Robbyn Dougherty
Manager, Promotions	Kevin Hardey
Mascot Coordinator	Wade Shapp
Play-By-Play Announcer	Josh Bogorad
Color Commentator	Daryl Reaugh
Television Host	Brien Rea
Television Analysts	Brent Severyn
Radio Analysts	Bruce LeVine, Owen Newkirk
Television Producer	Mike Leary

Television Director	Mark Vittorio
Associate Producers	Doug Foster, John Sponsler
Director, Merchandise	Kristopher Smith
Coordinator, Merchandise	Katie Hagood

MARKETING

Vice President, Marketing	Trent Morton
Director, Marketing	Colleen Hamilton
Manager, Digital & Social Media	Bryan Renahan
Manager, Website	Jeff Odom
Coordinator, Marketing	Hannah Helms
Senior Staff Writer, DallasStars.com	Mike Heika
Staff Writer, DallasStars.com	Mark Stepneski
Digital Assistant	Michelle Blauman

TICKET SALES & OPERATIONS

Vice President, Ticket Sales & Service	Daniel Venegas
Director, New Business and Premium Seating	Michael Montgomery
Manager, Inside Sales	Lance Kay
Manager, Premium Sales	Derek Branson
Account Executives, New Business Development	Joseph Harvey, Nate Hoag, Jordan Martin, Kendall Washington
Inside Sales Representatives	Lydia Crouser, Marvin Pichardo, Luke Rockwell
Account Executives, Group Sales	Lauren Ball, Ashley Castillo, Todd Streets
Coordinator, Group Sales	Samantha Parrish
Director, Client Relations & Retention	Kamryn Berard
Account Executives, Client Relations	Trent Barnes, Chris Cesario, Joanie Garlich, Cooper Hudspeth
Suite Coordinator	Chris Kelly, Mika Kelly, Danielle LaSor, Cody Strull
Manager, Business Intelligence	Robbyn Dougherty
Manager, CRM & Analytics	Julian Creel
Business Development	Mike McKie
Director, Ticket Operations	Chase Smith
Manager, Ticket Operations	Ricky Hernandez
Coordinator, Ticket Operations	Jeff Gogerty
Coordinators, Box Office	Daniel Davila
	Joseph Denny, Chase Paskert

CHILDREN'S HEALTH STARCENTERS

Vice President	Damon Boettcher
Director, Operations	David Copland
Corporate Operations Team	Dan Sawyers
Amateur Hockey Partnership Development	Lucas Reid
Director of Hockey Development	Dwight Mullins
Manager, Programs	Shelley Myers
Marketing Coordinator	Kendall Cogen
Tournament Series Director	Brad Buckland
Administrative Assistant	Jordan Jones
General Manager, Frisco	Keith Andresen
Senior General Manager, Euless & Plano	Dan Morris
General Manager, McKinney	Todd Cochran
General Manager, Richardson	Kenny Carroll
General Manager, Farmers Branch	Mark Stevens
General Manager, Mansfield	Bryan Lee
General Manager, Euless	Jerid Nemergut

COMERICA CENTER

General Manager, Dr Pepper Arena	Michael Landin
Director, Operations	David Copland
Manager, Box Office	Jeff Gogerty
Manager, Event Services	Jesse Fraser
Coordinator, Event Services	Amber Schmaltz
Coordinator, Marketing	Becca Berger



R. THOMAS GAGLARDI
OWNER AND GOVERNOR

R. Thomas (Tom) Gaglardi is the owner and governor of the Dallas Stars Hockey Club and the president of Northland Properties Corporation, the largest family-owned hospitality company in Canada with its head offices located in Vancouver, B.C. He was officially introduced as the sixth owner in franchise history on November 21, 2011.

Since acquiring the club, Gaglardi has revitalized hockey in the Dallas-Fort Worth Metroplex, overhauling the team's front office by hiring veteran administrator Jim Lites to serve as president and installing one of the most respected hockey minds in Jim Nill as general manager. He also spearheaded the overhaul of the team's logo and uniform, forging a new identity for the club to fit his vision. Under his watch, industry insiders have consistently identified the Stars as a team "on the rise" for both the business and hockey

operations side of the organization. During the 2014-15 season, Gaglardi purchased the Texas Stars of the American Hockey League (AHL) and acquired the operating rights to H-E-B Center at Cedar Park in Cedar Park, Texas. The move reinforced his commitment to sustaining and growing the sport of hockey in the state of Texas and creating a seamless organizational process to develop and train NHL-caliber players, coaches and front office staff.

A passionate and knowledgeable leader who is deeply involved in all aspects of the family's business, Gaglardi began his career in the hospitality industry at age 13 as a busboy and has worked in virtually every area of his business since that time. He spent considerable time in construction, hotel and restaurant operations, real estate development and finance. At age 23, he was promoted to president of the Sandman Hotel Group, and at 26 he became president of Northland Properties Corporation, the Gaglardi family's umbrella company.

Under his direction, Northland has grown to be the largest family-owned hospitality company in Canada including a large portfolio of hotels with the Sandman Hotel Group and the Sutton Place Hotels & Resorts, several restaurant chains including Denny's Restaurants of Canada, Moxie's Classic Grill, Chop Steakhouse & Bar and Shark Club Bar & Grill. In 2009, Gaglardi began expanding his brand of hospitality to the United Kingdom and will soon be operating in North Texas with the planned opening of the first Sandman Hotel and Moxie's Classic Grill in the United States. The family also owns and operates a large real estate portfolio and the world renowned Revelstoke Mountain Resort. In addition to his role with the Stars, Gaglardi is a co-owner of the Kamloops Blazers Hockey Club of the Western Hockey League and serves as its governor.

An active member of the community, Gaglardi founded the Sandman Harvest Foundation, which has raised over \$1 million for disadvantaged and medically challenged children living in the Okanagan Valley of British Columbia. He also serves as trustee for the PA and JM Gaglardi Senior Citizens Society, a non-profit society providing housing for seniors in Kamloops, B. C. and serves on the board of St. George's School in Vancouver. He founded the Josh Dyck Foundation to assist Josh with his recovery from an auto accident in October 2006, which left him paralyzed and confined to a wheelchair.

Gaglardi and his wife Brittney have three sons, Charlie, Bennett and Wilson, all of whom play competitive hockey. In addition to his own participation on his hockey team, Gaglardi enjoys playing golf and spending time with his family at their cottage on the shores of Kamloops Lake near Savona, B.C.



JAMES R. LITES
CEO

Dallas Stars owner Tom Gaglardi appointed Jim Lites President and CEO of the Stars on Nov. 18, 2011. Lites is very familiar with the position having held it twice previously under prior owners Norm Green and Tom Hicks.

Shifting his role to solely serve as the team's CEO in 2018, Lites boasts a reputation as one of the finest administrators in professional sports. He continues to work with Mr. Gaglardi on the day-to-day business activities of the Stars, while overseeing the hockey operations department and continuing to chair the Dallas Stars Ownership Advisory Group. Lites also maintains his role as the organization's Alternate Governor, a role he held from 1982-2007. Over the years Lites has served on the Board's marketing, broadcasting, expansion and game committees.

Over the course of Lites' two prior stints with the Stars (1993-02; 2003-07), the team won seven division championships, two Western Conference championships, two Presidents' Trophies, and the 1999 Stanley Cup. He played an active role in the conception, design, construction and on-going business operations of American Airlines Center and Dr Pepper StarCenter ice facilities. Most recently, Lites played a significant role in hiring General Manager Jim Nill, purchasing the Texas Stars of the American Hockey League (AHL) and the operating lease of the H-E-B Center at Cedar Park in Cedar Park, Texas.

From 1999-02, Lites also served as president of MLB's Texas Rangers, becoming one of only four executives at the time to simultaneously manage the affairs of two major league franchises. He served three years on MLB's Executive Council and was President when the Rangers captured the 1999 American League West championship.

Prior to joining the Stars in 1993, Lites served 11 years as chief operating officer of the Detroit Red Wings, who during his stint, won three Norris Division championships and two Norris Division Playoff championships after having missed the playoffs in 10 of the 11 seasons before his hiring. During his tenure, the Red Wings were named by Financial World magazine as the most valuable franchise in the NHL in 1990, 1991, 1992 and 1993. Lites was also instrumental in the defection of former Soviet stars Sergei Fedorov, Vyacheslav Kozlov and Vladimir Konstantinov, each of whom played important parts of the Red Wings' record-setting and Stanley Cup champion hockey clubs.

While with Detroit, Lites also served as chief operating officer of Olympia Arenas, Inc., one of the Midwest's largest facility management companies. He was also responsible for the redevelopment of Detroit's historic Fox Theatre, now the most successful entertainment venue of its type in the United States and the cornerstone of Detroit's growing northside sports, entertainment and gaming complexes.

From 2007 until being rehired by the Stars in 2011, Lites managed the New York Football Giants' Personal Seat License program at MetLife Stadium in East Rutherford, N.J. That program was one of the most successful of its type in history.

Born and raised in Pentwater, Mich., Lites received a bachelor of arts degree with highest honors from the University of Michigan in 1975 and graduated cum laude from Wayne State (MI) University Law School in 1978. He specialized in litigation and labor contract negotiations when he practiced law. Jim and his wife Kim reside in Frisco. They have four children, sons Chase, Sam, Chandler, and daughter, Brooke.



BRAD ALBERTS
PRESIDENT

Brad Alberts is in his second tenure with the Dallas Stars and currently serves as President after rejoining the team in February, 2011.

Named team President on March 2, 2018, Alberts oversees all aspects of the Stars business operations. Previously leading all sales and marketing, he is also in charge of all aspects of the organization's finance and administration, box office, human resources and information technology. Additionally, Alberts serves alongside Stars CEO Jim Lites on the American Airlines Center Board of Directors, assisting in the management of one of the busiest arenas in the United States. Alberts will also continue to act as president and alternate governor of the Texas Stars, Dallas' top development affiliate in the American Hockey League, roles which he has served in since July 1, 2017.

Alberts' career includes nearly two decades of professional sports experience selling tickets, suites, premium seating, and sponsorships. From 1996-2009, Alberts worked for the Dallas Stars and Texas Rangers in various sales management roles in tickets, suites and corporate sponsorships. From 2006-09, Alberts served as the Executive Vice President of the Hicks Sports Marketing Group, the in-house sponsorship sales group for the Stars, Texas Rangers, and Liverpool Football Club. In 2009, Alberts took over as the Vice President of Sponsorship and Sales at Legends/CSL, overseeing a number of events at numerous venues around the country, most notably the Circuit of The Americas, a Formula One racing track in Austin, Texas.

Since rejoining the team in 2011, Alberts has played an integral role in the resurgence of the Stars in the Dallas-Fort Worth Metroplex, helping lead the organization to tremendous growth in brand visibility, attendance and sponsorship sales. Alberts and his leadership team were instrumental in the sweeping rebrand of the team, retiring the numbers of Mike Modano and Jere Lehtinen and creating tremendous sponsorship value for the team and its partners.

Alberts received his bachelor's degree from Ripon College in 1992 where he was a four-year letterman and co-captain of the basketball team, earning an induction into the Ripon College Athletic Hall of Fame in 2002. He received a master's degree in sports administration from Northern Colorado in 1995. Alberts is an avid golfer, and fitness enthusiast. He resides with his wife and their daughter, Grace, in Southlake, Texas.

**JIM NILL***GENERAL MANAGER / ALTERNATE GOVERNOR*

In five seasons as general manager of the Dallas Stars, Jim Nill guided the team to the 2015-16 Central Division title for its first division title since the 2005-06 season. The Stars also earned the top playoff seed in the West in 2015-16 as the team's 50-23-9 record (109 points) led the Western Conference during the regular season. Nill, who was appointed to the position on April 29, 2013 by owner and governor, Tom Gaglardi, is the 11th general manager in franchise history and the sixth since the team moved to Dallas.

Since joining the Stars, Nill has dramatically re-shaped the team's culture and roster with a series of trades and acquisitions. In the summer of 2013, he began to make his mark on the club by acquiring young superstar center, Tyler Seguin, in a blockbuster, seven-player deal with the Boston Bruins. Seeing the need for continued depth at the center position, Nill once again made headlines in the 2014 offseason by bringing in center Jason Spezza via trade with Ottawa to give the Stars one of the most dynamic one-two combinations in the NHL. In 2015, he acquired three-time Stanley Cup champion Patrick Sharp in a trade with the Chicago Blackhawks, and after leading the team to regular-season Central Division and Western Conference championships in 2015-16, Nill was named a finalist for GM of the Year, marking his first career nomination. After a disappointing 2017-18 campaign, Nill spearheaded the search for a new head coach before hiring Jim Montgomery, an accomplished bench boss most recently with the University of Denver.

At the end of the 2014-15 season, Nill was named general manager of Canada's National Team for the 2015 IIHF World Championship in the Czech Republic and constructed a roster that captured the gold medal at the tournament. Under his leadership, Team Canada touted a perfect 10-0 record and featured Dallas Stars players Tyler Seguin, Cody Eakin and Jason Spezza, who was named the top forward of the tournament by the IIHF directorate. Previously, Nill has won gold medals when he served as general manager for Team Canada at the 2004 IIHF World Championship and as assistant general manager at the 2003 IIHF World Championship.

Prior to joining the Stars, Nill spent a total of 19 seasons as a member of the Detroit Red Wings management team, the last 15 of those as the team's assistant general manager. His responsibilities with Detroit included directing the amateur scouting department, overseeing all selections at the NHL Draft, as well as managing the development of the organization's prospects at both the professional and amateur levels. During Nill's tenure in Detroit, the Red Wings had more wins than any other franchise in the National Hockey League, won four Stanley Cups (1997, 1998, 2002 and 2008), six Presidents' Trophies (1995, 1996, 2002, 2004, 2006 and 2008), 12 Central Division titles (1995, 1996, 1999, 2001, 2002, 2003, 2004, 2006, 2007, 2008, 2009 and 2011), seven regular season Western Conference titles (1995, 1996, 2002, 2004, 2006, 2007 and 2008), and never missed the playoffs. He was an integral part of Detroit's drafting of Pavel Datsyuk, Henrik Zetterberg, Niklas Kronwall, Valtteri Filppula, Jimmy Howard and Johan Franzen, amongst others.

The Hanna, Alta., native joined the Red Wings' front office in the summer of 1994 following three seasons with the Ottawa Senators. Previously, Nill enjoyed a nine-season NHL career as a right wing with the Boston Bruins, Vancouver Canucks, St. Louis Blues, Winnipeg Jets and Red Wings. He collected 58 goals, 87 assists and 854 penalty minutes in 524 regular-season games. Nill later went to Adirondack as a player/coach, retiring as a player after the 1990-91 season. A member of the 1979-80 Canadian National and Olympic teams, he was a fifth-round pick of the St. Louis Blues (89th overall) in the 1978 NHL Draft.

Jim and his wife, Rebecca, reside in Frisco, Texas and have three children: Jenna, Trevor and Kristin, and two grandchildren: Cael and Hazel.

**LES JACKSON***SENIOR ADVISOR TO THE GENERAL MANAGER*

Les Jackson is in his 31st season with the Stars, dating back to the club's days in Minnesota. Entering his second season as senior advisor to the general manager, Jackson will be responsible for observing and evaluating talent from the amateur and professional ranks all around the world and will serve as counsel regarding the draft, free agency and trades.

Jackson, 64, is widely respected as one of the best talent evaluators in hockey, having helped build the Stars into the consistently competitive hockey club that it has become over the last two decades. Learning from the tutelage of respected general managers such as Bob Clarke, Bob Gainey and Lou Nanne, Jackson also assisted in the evaluation of players as it related to movement within the organization, including the entry draft, trades

and free agent signings. During Jackson's tenure, the Stars have selected future NHL stars such as Mike Modano, Derian Hatcher, Jere Lehtinen, Jarome Iginla, Marty Turco, Brenden Morrow, Jamie Benn, John Klingberg, Valeri Nichushkin and Loui Eriksson among others.

Jackson, a native of Manning, Alta., was drafted by the Boston Bruins in 1972 and played two seasons in the minors prior to his career as a hockey executive. His minor professional coaching career included stints in Billings and Great Falls, Mont., Tucson, Ariz. and New Westminster and Revelstoke, B.C. He also spent five years as assistant coach and general manager of the Western Hockey League's Brandon Wheat Kings.

**SCOTT WHITE***ASSISTANT GENERAL MANAGER/TEXAS STARS GM*

Scott White is in his third season as assistant general manager, having spent the previous three seasons as the team's director of hockey operations. He also serves as the General Manager for the Texas Stars, Dallas' development affiliate in the American Hockey League (AHL). He was the architect behind the 2015 Calder Cup-winning Texas Stars, a team that set a franchise record with 48 wins, claiming the Macgregor Kilpatrick Trophy as the AHL's regular-season points champion, as well as the John D. Chick Trophy as the West Division champions. He also manufactured the team's second John D. Chick Trophy win in 2018 as Texas fell to the Toronto Marlies, four-games-to-three, in the Calder Cup Final. The only General Manager in the history of the Texas Stars Hockey Club, White was selected by Hockey Canada to serve as a member of the management group for

Canada's National Men's Team at the 2014 Deutschland Cup and 2014 Spengler Cup.

A member of the Dallas Stars organization since 2005, White, 49, previously served as a professional scout and director of minor league operations. He headed up the hockey department for the Iowa Stars, Dallas' then-primary affiliate, for three seasons. Prior to joining the Stars organization, he served as head coach of the Columbia Inferno of the ECHL for four seasons, qualifying for a playoff berth each year. He also guided Columbia to a Kelly Cup Final appearance in 2003 and finished with a 165-87-36 record (.635) in over four seasons with the Inferno. In Columbia, he was responsible for all the club's hockey operation activities, including recruiting, scouting, trades and roster moves. White worked as an assistant coach with the Greensboro Monarchs (ECHL) for a season and a half, and was an assistant coach at his alma mater, Michigan Tech University, from 1994-99.

White played five years of professional hockey from 1989-94, including three seasons with Greensboro, where he won the 1990 ECHL Championship and earned ECHL Defenseman of the Year and First-Team All-ECHL honors for the 1991-92 season. He signed with the Ottawa Senators in 1992 and played the entire season with the club's developmental affiliate in New Haven, capturing team MVP honors after posting 54 points (10-44=54) in 80 games. The Quebec native finished his professional career with 235 points (55-180=235) in 190 regular-season games and 40 points (8-32=40) in 41 postseason games.

White and his wife, Kathy, have four children: Emily, Katie, William, Madelyn and two grandsons, Corbin and Cooper.

**MARK JANKO***ASSISTANT GENERAL MANAGER*

Mark Janko is in his 19th season with the Dallas Stars organization, and his third as assistant general manager. Janko has spent the past eight seasons in Hockey Operations after previously working in the Stars public relations department for eight years. Janko is currently responsible for player and staff contract negotiations, preseason and regular-season scheduling, Collective Bargaining Agreement compliance, cap and budget management, salary arbitration, strategic planning and works closely with Dallas' scouting staff, with an emphasis on the professional level. He also serves as the team's liaison for all player transactions with NHL's Central Registry.

Janko, 41, joined the Stars in 1999 after serving in the media relations department for the Mighty Ducks of Anaheim during the 1998-99 season. A 1998 graduate of the University of California at Santa Barbara with a degree in communications, Janko is a native of Mission Viejo, Calif. He and his wife, Jessica, their daughters, Reese and Hayden, and son, Carson, reside in Highland Village, Texas.





JIM MONTGOMERY
HEAD COACH

Jim Montgomery was named as the 23rd head coach in Stars franchise history and the eighth in Dallas Stars history on May 4, 2018.

Montgomery, 49, joins the Stars after spending the previous five seasons as the head coach of the University of Denver men's hockey team. He amassed a 125-57-26 record and was the second-winningest coach in college hockey during that span. Montgomery led Denver to back-to-back trips to the Frozen Four (2016, 2017) and helped the Pioneers capture the 2017 National Championship. Additionally, he guided Denver to five consecutive NCAA Tournament appearances as the team reached the NCAA Tournament every season he was at the helm. Montgomery posted a 70-35-15-9 mark within the National Collegiate Hockey Conference (NCHC) over those five seasons to make the

Pioneers the winningest program in the five-year history of the conference. During his tenure at Denver, the team also earned two NCHC Tournament Championships in 2014 and 2018, as well as being crowned NCHC Regular Season Champions during the 2013-14 regular-season. The 2017 Spencer Penrose Award winner as national coach of the year, Montgomery was also named a finalist for the Herb Brooks Award as NCHC Coach of the Year in 2016 and 2017.

Prior to his time at the University of Denver, the native of Montreal, Que. spent three seasons as head coach and General Manager of the Dubuque Fighting Saints of the United States Hockey League (USHL) from 2010-13. In his three seasons, Montgomery accrued a 118-45-21 record, while leading Dubuque to two Clark Cup championships in 2011 and 2013 as well as an Anderson Cup as the USHL's regular season champions for the 2012-13 season. Montgomery was twice named USHL General Manager of the Year with Dubuque in 2010-11 and 2012-13.

He also spent four seasons as an assistant coach at Rensselaer Polytechnic Institute of the NCAA's ECAC from 2006-10. Montgomery began his coaching career at Notre Dame of the then-Central Collegiate Hockey Association, serving as an assistant coach for the 2005-06 campaign.

A former center, Montgomery played in 122 career NHL games with St. Louis, Montreal, Philadelphia, San Jose and Dallas, recording 34 points (9-25=34) and 80 penalty minutes. He also registered 493 points (165-328=493) and 538 penalty minutes in 451 career American Hockey League contests with Hershey, Philadelphia, Kentucky and Utah. Before starting his professional career, Montgomery played four seasons at the University of Maine of Hockey East from 1989-93. During his time at Maine, he helped the Black Bears win two Hockey East Tournament championships (1992, 1993) and the 1993 National Championship, marking the first national championship in school history. During his senior season at Maine in 1993, he served as the team's captain and was selected as a Hobey Baker Memorial Award finalist, along with being named the NCAA Tournament Championship MVP. He finished his collegiate career ranked first in program history with 198 assists and 301 points (103-198=301), both of which still stand today. Montgomery was inducted into the University of Maine Athletics Hall of Fame in 1998 and once again in 2017 as a member of the 1993 National Championship Team. His number #19 that he wore as a player at Maine is one of three numbers to be retired by the men's hockey program.

Montgomery and his wife, Emily, have four children: JP, Colin, Ava and Olivia.

AS A HEAD COACH

REGULAR SEASON								POSTSEASON				NOTES
YEAR	TEAM	LEAGUE	GMS	W	L	T	OTL	GMS	W	L		
2010-11	Dubuque	USHL	60	37	14	-	9	11	9	2	WON CLARK CUP	
2011-12	Dubuque	USHL	60	36	20	-	4	5	2	3	Reached USHL Quarterfinals	
2012-13	Dubuque	USHL	64	45	11	-	8	11	9	2	WON CLARK CUP	
2013-14	Univ. of Denver	NCAA/NCHC	42	20	16	6	-	-	-	-	Reached NCAA Northeast Regional Semifinals	
2014-15	Univ. of Denver	NCAA/NCHC	40	24	14	2	-	-	-	-	Reached NCAA East Regional Final	
2015-16	Univ. of Denver	NCAA/NCHC	41	25	10	6	-	-	-	-	Reached NCAA Frozen Four	
2016-17	Univ. of Denver	NCAA/NCHC	44	33	7	4	-	-	-	-	WON NCAA CHAMPIONSHIP	
2017-18	Univ. of Denver	NCAA/NCHC	41	23	10	8	-	-	-	-	Reached NCAA Midwest Regional Final	



RICK BOWNESS
ASSISTANT COACH

Rick Bowness joins the Stars as an assistant coach for the 2018-19 campaign, bringing over 30 years of coaching experience with him to the Dallas bench.

Bowness, 63, spent the previous five seasons with the Tampa Bay Lightning where he served as the team's associate coach. During his time in Tampa Bay, the team posted a 238-135-37 record while making four appearances in the Stanley Cup Playoffs, including three trips to the Eastern Conference Final and one trip to the Stanley Cup Final in 2015.

Over his coaching career, Bowness has served in a number of different coaching capacities at the NHL level for the Winnipeg Jets, Boston Bruins, Ottawa Senators, New York Islanders, Phoenix Coyotes, Vancouver Canucks and Tampa Bay Lightning. He also served as an NHL head coach for parts of nine seasons with Winnipeg (1988-89), Boston (1991-92), Ottawa (1992-96), the New York Islanders (1996-98) and Phoenix (2003-04). Bowness owns a 123-289-48-3 record over his head coaching career.

Originally selected by the Atlanta Flames in the second round (26th overall) of the 1975 NHL Draft, Bowness also played in parts of six NHL seasons for Atlanta, Detroit, St. Louis and Winnipeg. He logged 55 points (18-37-55) and 191 penalty minutes in 173 regular-season games in his NHL career. The Moncton, New Brunswick native began his coaching career as a player/coach for the Sherbrooke Jets of the American Hockey League (AHL) for the 1982-83 season. He also served as head coach and general manager of the Moncton Hawks (AHL) from 1987-89 before taking over as head coach in Winnipeg midway through the 1988-89 campaign. Bowness also acted as head coach of the Maine Mariners (AHL) for two seasons from 1989-91.

Rick and his wife, Judy, have two sons and a daughter.



STU BARNES
ASSISTANT COACH

Stu Barnes rejoined the Stars as assistant coach for the 2017-18 season, serving in the same role he previously held with the club for three seasons from 2008-11. The 2018-19 season marks his second season in his second stint behind the Stars bench.

Barnes, 47, spent 16 seasons as a player in the NHL, amassing 597 points (261-336-597) in 1,136 career regular-season games with Winnipeg, Florida, Pittsburgh, Buffalo and Dallas. He also skated in 116 career games in the Stanley Cup Playoffs, registering 62 points (30-32-62) in 12 trips to the postseason. Barnes also appeared in two Stanley Cup Finals with Florida in 1996 and Buffalo in 1999.

The Spruce Grove, Alta. native finished his playing career with the Stars, having recorded 120 points (53-67-120) in 329 regular-season games over parts of five seasons.

Barnes was acquired by Dallas via trade with Buffalo on March 10, 2003 in exchange for forward Michael Ryan and the second-round selection in the 2003 NHL Draft (Branislav Fabry). He was originally selected by Winnipeg in the first round (4th overall) of the 1989 NHL Draft. Prior to his time in the NHL, Barnes enjoyed a stellar career with the Tri-City Americans of the Western Hockey League. He currently co-owns the team with his former junior teammate, goaltender Olaf Kolzig.

Barnes and his wife, Julie, have two children: daughter, Riley, and son, Jack.



TODD NELSON
ASSISTANT COACH

Todd Nelson joins the Stars organization as an assistant coach for the 2018-19 season.

Nelson, 49, spent the previous three seasons with the Grand Rapids Griffins of the American Hockey League (AHL), where he served as the team's head coach from 2015-18. During his time in Grand Rapids, Nelson amassed a 133-78-17 record in regular-season play, while leading the Griffins to three consecutive trips to the Calder Cup Playoffs and the 2017 Calder Cup championship.

This marks the Prince Albert, Sask. native's third stint behind an NHL bench. Nelson assumed the role of head coach of the Edmonton Oilers midway through the 2014-15 campaign, posting a 17-22-7 record in 46 games. He also spent two seasons as an assistant coach with the Chicago Thrashers from 2008-10, during which time the Thrashers earned a 70-75-19 record. In addition

to his time in the NHL, Nelson served as head coach of the AHL's Oklahoma City Barons from 2010-15. Under his tutelage, the Barons logged a 176-111-46 record and reached the playoffs in each of his five seasons with the club. He also served as an assistant coach with the Chicago Wolves from 2006-08, winning the 2008 Calder Cup. Nelson began his coaching career as a player-assistant coach with the United Hockey League's (UHL) Muskegon Fury during the 2001-02 season before returning as the team's head coach from 2003-06, helping the Fury to back-to-back UHL championships in 2004 and 2005.

Originally selected by the Pittsburgh Penguins in the fourth round (79th overall) of the 1989 NHL Draft, Nelson recorded one goal (1-0-1) in three career NHL regular-season games with Pittsburgh and Washington, while also skating in four Stanley Cup Playoff contests with Washington.



JEFF REESE
GOALTENDING COACH

Jeff Reese enters his third season as the Stars goaltending coach in 2018-19.

He joined the Stars in June, 2015 after spending the previous six seasons in the same role with the Philadelphia Flyers. Prior to the Flyers, he spent 10 seasons with the Tampa Bay Lightning coaching staff, where he was responsible for working with all goaltenders in the Lightning organization, as well as assisting in the assessment of amateur goaltenders for the NHL Entry Draft. His time with the Lightning included their 2004 Stanley Cup championship.

Over parts of 11 seasons in the NHL with the Toronto Maple Leafs (1987-92, 1998-99), Calgary Flames (1991-94), Hartford Whalers (1993-96), Tampa Bay (1995-96) and New Jersey Devils (1996-97), Reese posted a 53-65-17 record with a 3.66 goals against average

and five shutouts in 174 career regular-season contests. In 11 appearances in the Stanley Cup Playoffs, Reese posted a 3-5 mark with a 4.08 GAA.

Reese holds NHL records for most assists and most points by a goaltender in a single game, set when he had three assists for the Calgary Flames in a game against the San Jose Sharks on Feb. 10, 1993. He was selected by Toronto in the fourth round (67th overall) of the 1984 NHL Entry Draft.



KELLY FORBES
VIDEO COACH

Kelly Forbes enters up his ninth season as video coach for the Dallas Stars in 2018-19. Kelly works closely with the coaching staff and players, breaking down film both in-game and post-game. He also organizes video scouting reports of opposing teams for game preparation.

Forbes interned with the Dallas Stars broadcast department during the 2006-07 season and worked as a freelance television professional for teams from the NHL, NBA, MLB and NFL for three years. The Nanaimo, B.C. native graduated from the University of Oklahoma in 2006 with a degree in broadcasting and electronic media. Forbes played hockey at OU from 2003-06 and also skated for the Oklahoma City Blazers of the CHL in 2006.

Forbes resides in Dallas with his wife, Julie, and has three children: sons Isaac and Ryder, and daughter Anna.



SEAN ANDRAKE
ASSISTANT VIDEO COACH

Sean Andrade begins his first season with the Dallas Stars as the team's assistant video coach. In his role, Andrade will assist video coach Kelly Forbes in breaking down film both in-game and post-game. He will also aid in the video scouting reports of opposing teams for game preparation.

Andrade comes to Dallas after spending the previous two seasons serving as the video coach of the Texas Stars, Dallas' primary development affiliate in the American Hockey League (AHL). Prior to joining Texas in 2016, the native of Glen Rock, N.J. also handled the video duties for the Wilkes-Barre/Scranton Penguins, Albany Devils, Worcester Sharks and Portland Pirates between 2011 and 2014. Additionally, Andrade has previously worked at the NHL level with the New Jersey Devils, Arizona Coyotes and New York Rangers.

Andrade graduated from the University of New Hampshire with a degree in Kinesiology in 2011, where he also served as a student manager for the men's hockey team. He currently resides in Plano.

SKILLS COACHES



VERNON FIDDLER



STAN TUGOLUKOV



2018 - 2019

SEASON REVIEW



THE FULL MONTY

On May 4, 2018, the Dallas Stars introduced Jim Montgomery as the team's 23rd head coach in franchise history and the eighth in Dallas Stars history. Montgomery led the Stars to a 43-32-7 record in his first season as bench boss, good for a .567 points percentage. His .567 points percentage is the third-highest earned in franchise history by a head coach in his first season with the club, while his 43 wins also rank third.

With the team's berth in the 2019 Stanley Cup Playoffs, Montgomery becomes the third coach in Dallas Stars history (since 1993-94) to guide the team to the postseason in his first full season as an NHL head coach. Montgomery joins Ken Hitchcock, who did so in 1997, and Dave Tippett, who reached the postseason in 2003.

WE'RE GOING STREAKING!

Stars forward Alexander Radulov opened the 2018-19 season by scoring goals in each of the first four games of the campaign (4-5-9). Radulov becomes just the second player in Dallas Stars history, and the fourth in franchise history, to score a goal in each of the first four games of a season. The last Stars player to accomplish the feat was Mike Modano, who scored goals in the first four games of the 1993-94 campaign.

STARS/NORTH STARS PLAYERS TO RECORD GOALS IN FIRST FOUR GAMES OF A SEASON

PLAYER	SEASON	DATES	# OF GAMES	POINTS
Dino Ciccarelli	1986-87	10/11 - 10/22	6	(10-5=15)
Tim Young	1976-77	10/6 - 10/12	4	(5-5=10)
Mike Modano	1993-94	10/5 - 10/12	4	(5-2=7)
Alexander Radulov	2018-19	10/4 - 10/13	4	(4-5=9)

Defenseman John Klingberg opened the season by recording points in each of the first five games (4-2=6). This marked the first time in his career that he's began a season by logging points in five consecutive games, while he became just the second defenseman in franchise history to do so, matching Darryl Sydor's record established in the 1998-99 campaign.

LONGEST POINT STREAKS BY DEFENSEMEN TO OPEN A SEASON IN FRANCHISE HISTORY

PLAYER	# OF GAMES (POINTS)	SEASON	DATES
Darryl Sydor	5 Games (4-6=10)	1998-99	10/10 - 10/20
John Klingberg	5 Games (4-2=6)	2018-19	10/4 - 10/15
Brad Maxwell	4 Games (0-9=9)	1983-84	10/5 - 10/12
Philippe Boucher	4 Games (2-2=4)	2005-06	10/5 - 10/13
John Klingberg	4 Games (2-3=5)	2017-18	10/6 - 10/12

FOURTNITE

Stars forward Tyler Seguin recorded back-to-back four-point outings (3-5=8) on Oct. 6 against Winnipeg and Oct. 9 against Toronto, marking the first time in his career that the forward has recorded at least four points in consecutive games. He became the first player in Dallas Stars history (since 1993-94), and the 10th in franchise history, to accomplish the feat, while he is the first since both Dino Ciccarelli and Tom McCarthy did so during the 1983-84 season from Nov. 2 - 5.

Seguin tallied three four-point games in 2018-19 and has now registered at least four points in a contest 12 times in his career, all of which have come since joining the Stars in 2013-14. His 12 four-point games over that span rank second in the NHL, trailing only Nikita Kucherov's mark of 13.

THREE'S COMPANY

Stars defensemen Miro Heiskanen, Esa Lindell and John Klingberg each reached the 10-goal mark during the 2018-19 campaign. Heiskanen led the way scoring 12 goals in his rookie campaign, while Lindell finished the season second among club blueliners with a career-high 11 tallies and Klingberg ranked third with 10 markers on the season.

This marks the first time in franchise history that the Stars have had three different defensemen each score 10-or-more goals in a single season. Prior to 2018-19, two Stars blueliners have scored at least 10 goals in the same season 11 times, with the most recent coming during the 2014-15 campaign when Trevor Daley (16) and John Klingberg (11) each surpassed the 10-goal mark.

SMELLS LIKE TEEN SPIRIT

Stars rookie defenseman Miro Heiskanen scored his first career goal (1-0=1) on Oct. 25 against Anaheim. At just 19 years and 99 days, Heiskanen became the youngest defenseman in Dallas Stars history (since 1993-94), and the second-youngest in franchise history (Ron Meighan – 18 years, 207 days) to score a goal.

He also logged a four-game point streak (3-2=5) from Dec. 7 – 13. At just 19 years and 148 days old, he became the youngest player in Dallas Stars history to record points in at least four consecutive games, while he is the first teenager in franchise history to do so since Mike Modano recorded points in four-straight games (2-5=7) from Oct. 17 – 25, 1989 at the age of 19 years, 140 days.

Heiskanen was named to the 2019 NHL All-Star Game, becoming just the third rookie in franchise history to be named to the All-Star Game. The defenseman was 19 years, 192 days old on the day of the All-Star Game, making him the second-youngest player in franchise history to play in the game behind Don Beaupre (19 years, 144 days).

The 19-year-old ranked third among all NHL rookies in 2018-19 with four game-winning goals, establishing a new franchise record for most game winners by a rookie defenseman. Heiskanen finished the campaign with 33 points (12-21=33) in 82 games to become to first rookie blueliner to skate in all 82 games of the regular season in his rookie season. He was tied for 10th among League rookies with 33 points and 11th with 12 goals, while he ranked third with 182 shots on goal. His 12 goals this season are the most scored by a rookie defenseman in Dallas Stars history, while he also established new franchise marks for most goals (12) and points (33) recorded by a teenage defenseman.

A PERFECT 10

Defenseman Miro Heiskanen dented the net (1-0=1) against the Predators on Feb. 7 for his 10th marker of the season. Heiskanen becomes just the third rookie blueliner in franchise history (since 1967-68) to record 10+ goals in his rookie campaign, joining John Klingberg (11 – 2014-15) and Brad Maxwell (18 – 1977-78). Among teenage defensemen in League history, Heiskanen required the fifth-fewest number of games to score 10 career goals, doing so in 54 games. Only Phil Housley (45 GP), Bobby Orr (48 GP), Zach Bogosian (48 GP) and Larry Murphy (49 GP) did it faster.

FEWEST GAMES TO 10 GOALS BY A TEENAGE DEFENSEMAN

PLAYER	TEAM	# OF GAMES	SEASONS
Phil Housley	Buffalo Sabres	45	1982-83
Bobby Orr	Boston Bruins	48	1966-67
Zach Bogosian	Atlanta Thrashers	48	2008-09
Larry Murphy	Los Angeles Kings	49	1980-81
Miro Heiskanen	Dallas	54	2018-19

BICENTENNIAL MAN

John Klingberg registered his 200th career assist on March 14 at Minnesota in his 355th career NHL game. Of defensemen who have started their career with the Stars, no player has reached 200 assists with the franchise in fewer than the 355 games it took Klingberg to reach the milestone. The 26-year-old becomes the first NHL defenseman to reach the 200-assist plateau in as few as 355 games played since Sergei Zubov notched his 200th helper in his 279th career game on Feb. 6, 1997.

DEFENSEMEN TO REACH 200 ASSISTS IN 355-OR-FEWER GAMES PLAYED SINCE 1989:

PLAYER	TEAMS	# OF GAMES	DATE
Brian Leetch	New York Rangers	264	Dec. 2, 1991
Gary Suter	Calgary Flames	276	Jan. 31, 1989
Sergei Zubov	New York Rangers	279	Feb. 6, 1997
	Pittsburgh Penguins		
	Dallas Stars		
Chris Chelios	Montreal Canadiens	332	Feb. 22, 1989
Jeff Norton	New York Islanders	349	Jan. 25, 1995
	San Jose Sharks		
John Klingberg	Dallas Stars	355	March 14, 2019

ONE KLING TO RULE THEM ALL

Defenseman John Klingberg opened the 2018-19 regular season recording 11 points (5-6=11) through the first 10 games. That tied the most points by a defenseman in Dallas Stars history through the first 10 games of a season. He joins Sergei Zubov, who recorded 11 points (1-10=11) through the first 10 games of the 2002-03 season, and Darryl Sydor, who earned 11 points (4-7=11) over the first 10 games in 1998-99.

Klingberg finished the season ranked first among Stars defensemen and fourth among all team skaters with 45 points (10-35=45) in 64 games, marking the fifth time in his five-season NHL career that he's reached the 30-point plateau. He becomes the first defenseman in franchise history to register at least 30 points in each of his first five NHL seasons, while his five 30-point campaigns are tied for fifth-most by a defenseman in club history.

ZERO TO SIXTY

Seguin led the Stars in goals, assists and points (33-47=80) in 82 games in 2018-19. The forward has now posted at least 25 goals and 60 points in each of his last six seasons, and is one of only four NHLers to have done so in every season since the 2013-14 campaign, joining Pittsburgh's Sidney Crosby, Chicago's Patrick Kane and Washington's Alex Ovechkin.

Seguin becomes just the third player in franchise history (since 1967-68) to record 60-or-more points in six-straight seasons, joining Dave Gagner who did so from 1988-89 to 1993-94 and Bill Goldsworthy who did so from 1969-70 to 1974-75. The Toronto, Ont. native is also the first player in franchise history to reach the 60-point plateau in each of his first six seasons with the club.

FROM RUSSIA WITH LOVE

Stars goaltender Anton Khudobin recorded a career-high 49 saves on Dec. 27 as he shut out the Nashville Predators for his first shutout of the season. Khudobin established a new franchise record with his 49-save shutout performance, marking the most saves made by a goaltender in a shutout in team history. It also ties the most saves made by a Stars goaltender in a regular-season game since the team moved to Dallas, matching Marty Turco's record of 49 saves, which he established on March 8, 2010 against Washington.

GOALTENDER: NEVER STOP NEVER STOPPING

Dallas goaltender Ben Bishop established a new career high with a 233:04 shutout streak from March 2 – 19. Bishop allowed a goal at the 15:40 mark of the second period against St. Louis on March 2 and went on to stop the next 113 shots he faced before allowing a goal 2:11 into the first period against Florida on March 19, earning wins in each of the five games the streak spanned.

His 233:04-long streak without allowing a goal becomes the longest such streak in franchise history, surpassing Ed Belfour's previous record of 219:34, which he established from Nov. 15 – 29, 2000. Bishop's streak also marked the longest by an NHL goaltender since the 2015-16 campaign when San Jose's Martin Jones logged a shutout streak of 234:33 from Oct. 7 – 16, while Bishop's mark of 233:04 becomes the 24th-longest in NHL history. During his shutout streak, the native of Denver, Colo. logged three consecutive shutouts from March 5 – 12. Bishop becomes just the third goaltender in franchise history to record a shutout in three-straight appearances, joining Cesare Maniago (Dec. 13 – 16, 1967) and Ed Belfour (Nov. 17 – 24, 2000).

Bishop finished the 2018-19 campaign with a 27-15-2 record, a .934 save percentage, a 1.98 goals-against average and seven shutouts in 46 appearances. His .934 SV% led the NHL and establishes a new franchise record for best save percentage in a single season, while he ranked second in the League in GAA (1.98), both marking new career highs. The native of Denver, Colo. also established a new career best and finished the season ranked third in the NHL with seven shutouts.

IT TAKES TWO TO TANGO

Stars netminders Ben Bishop and Anton Khudobin combined to stop all of the 24 shots they faced on Dec. 18 against Calgary to mark the first team shutout in Stars franchise history. Khudobin turned aside all three shots he faced in 6:23 of ice time, while Bishop earned the win and stopped all 21 of the shots he faced in 53:37 to accomplish the feat. It marked just the 67th time in NHL history that two goaltenders on the same team both appeared in a game and did not allow a goal. It was also the first time since the 2017-18 campaign that two netminders combined to accomplish the feat, with Colorado's Jonathan Bernier and Semyon Varlamov combining for a 33-save shutout against the Blackhawks on March 30, 2018 for the most recent occurrence.

MOVING ON UP

Stars captain Jamie Benn finished the 2018-19 campaign with 53 points (27-26=53), eight power play goals and two game-winning goals in 78 games. Benn scored his 268th career goal on Dec. 18 against Calgary, moving him past Bill Goldsworthy and into fifth place on the Stars all-time goals list. The captain then netted career goals number 274 and 275 on Feb. 21 against St. Louis to overtake Neal Broten and move into sole possession of fourth place in franchise history in goals scored.

Benn also netted his 42nd and 43rd career game-winning goals in 2018-19. His 43 game-winning tallies are tied with Brenden Morrow for second place in Stars franchise history behind Mike Modano (92). The captain skated in his 734th career NHL game on March 14 at Minnesota to move into 10th place in franchise history for most games played, passing Richard Matvichuk (733). Benn skated in 77 games in 2018-19 and has now appeared in 744 career games (all with Dallas) and is just nine games shy of tying Brian Bellows (753) for ninth place in franchise history, while his 744 career games rank sixth in Dallas Stars history (since 1993-94).

SPEZZ IS MORE

Stars forward Jason Spezza appeared in his 1,000th career NHL regular-season game on Oct. 30 at Montreal. Spezza became the 326th player in NHL history to reach the milestone, while he was 214th forward and the 89th center to do so. He is also one of just 16 players to have skated in the 2018-19 season that have appeared 1,000 career games. Originally selected by Ottawa in the first round (2nd overall) of the 2001 NHL Draft, he is also the third member of the 2001 draft class to appear in 1,000 regular-season games.

The Toronto, Ont. native recorded two assists (0-2=2) on Nov. 18 at the New York Islanders, including his 900th career NHL point. Spezza finishes the 2018-19 season having registered 915 points (332-583=915) in 1,060 career regular-season games over 16 career NHL seasons with Ottawa and Dallas. Among all active NHL players, Spezza ranks 11th in assists (53), 13th in points (915) and 14th in power play goals (111). Since entering the League in 2002, Spezza has recorded at least 30 assists in 12 of his 16 seasons, and is one of only 15 players to record 30-or-more assists at least 12 times over that span.

FINAL SCORING

PLAYER	GP	G	A	PTS	+/-	PIM	PP	SHG	GWG	OT	S
Tyler Seguin	82	33	47	80	17	18	9	0	8	2	334
Alexander Radulov	70	29	43	72	22	54	7	0	7	1	209
Jamie Benn	78	27	26	53	14	56	8	0	2	0	189
John Klingberg	64	10	35	45	6	12	5	0	5	0	153
Miro Heiskanen**	82	12	21	33	-14	16	2	0	4	0	182
Esa Lindell	82	11	21	32	14	33	4	2	1	0	132
Radek Faksa	81	15	15	30	-3	54	1	1	1	0	114
Jason Spezza	76	8	19	27	-13	29	2	0	1	0	121
Mattias Janmark	81	6	19	25	-4	24	0	0	0	0	105
Roope Hintz**	58	9	13	22	-11	24	3	0	3	1	99
Jason Dickinson	67	6	16	22	9	23	0	0	2	2	94
Blake Comeau	77	7	11	18	-7	42	0	0	2	0	102
Devin Shore*	42	5	12	17	0	7	0	1	3	0	44
Tyler Pitlick	47	8	4	12	-2	6	1	0	1	0	75
Taylor Fedun	54	4	7	11	2	14	0	0	0	0	86
Valeri Nichushkin	57	0	10	10	-4	0	0	0	0	0	65
Roman Polak	77	1	8	9	6	69	0	0	0	0	77
Brett Ritchie	53	4	2	6	-7	57	1	0	2	0	57
Andrew Cogliano (total)	78	6	11	17	1	22	1	0	1	0	106
with DAL	32	3	3	6	-1	8	0	0	0	0	42
with ANA	46	3	8	11	2	14	1	0	1	0	64
Gavin Bayreuther**	19	2	3	5	2	10	0	0	0	0	25
Denis Gurianov**	21	1	3	4	-3	0	0	0	0	0	23
Connor Carrick*	14	1	3	4	-7	13	0	0	0	0	16
Julius Honka	29	0	4	4	-2	10	0	0	0	0	38
Gemel Smith*	14	2	1	3	-1	0	0	0	0	0	11
Mats Zuccarello (total)	48	12	28	40	-8	24	3	0	1	0	104
with DAL	2	1	2	3	3	0	0	0	0	0	5
with NYR	46	11	26	37	-11	24	3	0	1	0	99
Joel L'Esperance**	18	2	0	2	-4	6	1	0	0	0	24
Martin Hanzal	7	1	1	2	-4	4	1	0	0	0	14
Ben Lovejoy (total)	71	2	7	9	-1	37	0	0	0	0	95
with DAL	20	0	2	2	-2	4	0	0	0	0	25
with NJ	51	2	5	7	1	33	0	0	0	0	70
Erik Condra	6	1	0	1	-2	2	0	0	0	0	10
Ben Gleason**	4	0	1	1	-1	0	0	0	0	0	2
Jamie Oleksiak (total)	57	4	8	12	5	45	0	0	0	0	55
with DAL	21	0	1	1	0	8	0	0	0	0	20
with PIT	36	4	7	11	5	37	0	0	0	0	35
Dillon Heatherington**	5	0	1	1	4	0	0	0	0	0	5
Justin Dowling	11	0	1	1	-4	0	0	0	0	0	9
Marc Methot	9	0	0	0	-3	6	0	0	0	0	3
Joel Hanley	16	0	0	0	0	2	0	0	0	0	9

GOALTENDER	GP	W	L	OT/SOL	SA	SV	SV%	GA	GAA	SO	TOI	A	PIM
Ben Bishop	46	27	15	2	1232	1236	.934	87	1.98	7	2,637:18	2	2
Anton Khudobin	41	16	17	5	1232	1137	.923	95	2.57	2	2,219:30	0	2
Landon Bow**	2	0	0	0	19	18	.947	1	1.03	0	58:15	0	0

* Denotes player did not finish the season with the club (Stats reflect only his time in Dallas)

** Denotes rookie player

HOME FINAL SCORING

PLAYER	GP	G	A	PTS	+/-	PIM	PP	SHG	GWG	OT	S
Tyler Seguin	41	20	24	44	11	8	5	0	5	1	192
Alexander Radulov	34	16	24	40	14	32	3	0	5	0	117
Jamie Benn	40	15	15	30	6	33	5	0	2	0	124
John Klingberg	34	7	19	26	4	6	3	0	3	0	87
Miro Heiskanen**	41	6	10	16	6	12	0	0	2	0	94
Jason Spezza	37	5	11	16	3	21	1	0	0	0	63
Esa Lindell	41	4	12	16	11	14	2	1	0	0	66
Jason Dickinson	32	5	10	15	16	6	0	0	1	1	52
Radek Faksa	40	6	8	14	-4	40	1	0	1	0	66
Mattias Janmark	40	3	10	13	-1	8	0	0	0	0	57
Tyler Pittick	25	6	4	10	9	2	1	0	0	0	49
Blake Comeau	38	5	5	10	1	24	0	0	1	0	45
Devin Shore*	21	3	7	10	2	5	0	0	2	0	26
Roope Hintz**	30	2	8	10	-2	16	1	0	0	0	48
Valeri Nichushkin	26	0	7	7	1	0	0	0	0	0	38
Roman Polak	38	1	5	6	16	22	0	0	0	0	46
Taylor Fedun	28	3	2	5	0	4	0	0	0	0	40
Brett Ritchie	29	3	2	5	0	37	1	0	2	0	28
Connor Carrick*	9	1	3	4	-1	7	0	0	0	0	12
Andrew Coglianò	18	2	1	3	1	4	0	0	0	0	22
Denis Gurianov**	12	1	2	3	-3	0	0	0	0	0	13
Gavin Bayreuther**	7	1	1	2	3	6	0	0	0	0	8
Julius Honka	14	0	2	2	-2	4	0	0	0	0	17
Gemel Smith*	4	1	0	1	0	0	0	0	0	0	2
Erik Condra	3	1	0	1	-1	2	0	0	0	0	4
Ben Gleason**	2	0	1	1	-1	0	0	0	0	0	4
Jamie Oleksiak	10	0	1	1	1	4	0	0	0	0	6
Dillon Heatherington**	2	0	1	1	3	0	0	0	0	0	3
Justin Dowling	4	0	1	1	0	0	0	0	0	0	4
Mats Zuccarello	1	0	1	1	0	0	0	0	0	0	1
Martin Hanzal	4	0	1	1	0	0	0	0	0	0	4
Ben Lovejoy	9	0	0	0	-2	2	0	0	0	0	13
Marc Methot	6	0	0	0	-1	4	0	0	0	0	0
Joel L'Esperance**	11	0	0	0	-2	4	0	0	0	0	11
Joel Hanley	7	0	0	0	1	0	0	0	0	0	4

GOALTENDER	GP	W	L	OT/SOL	SA	SV	SV%	GA	GAA	SO	TOI	A	PIM
Ben Bishop	26	17	7	2	775	726	.937	49	1.90	6	1,547	1	2
Anton Khudobin	16	7	7	1	497	462	.930	35	2.32	0	906	0	2

ROAD FINAL SCORING

PLAYER	GP	G	A	PTS	+/-	PIM	PP	SHG	GWG	OT	S
Tyler Seguin	41	13	23	36	6	10	4	0	3	1	142
Alexander Radulov	36	13	19	32	8	22	4	0	2	1	92
Jamie Benn	38	12	11	23	8	23	3	0	0	0	65
John Klingberg	30	3	16	19	2	6	2	0	2	0	66
Miro Heiskanen**	41	6	11	17	-20	4	2	0	2	0	88
Radek Faksa	41	9	7	16	1	14	0	1	0	0	48
Esa Lindell	41	7	9	16	3	19	2	1	1	0	66
Roope Hintz**	28	7	5	12	-9	8	2	0	3	1	51
Mattias Janmark	41	3	9	12	-3	16	0	0	0	0	48
Jason Spezza	39	3	8	11	-16	8	1	0	1	0	58
Blake Comeau	39	2	6	8	-8	18	0	0	1	0	57
Devin Shore*	21	2	5	7	-2	2	0	1	1	0	18
Jason Dickinson	35	1	6	7	-7	17	0	0	1	1	42
Taylor Fedun	26	1	5	6	2	10	0	0	0	0	46
Andrew Coglian	14	1	2	3	-2	4	0	0	0	0	20
Gavin Bayreuther**	12	1	2	3	-1	4	0	0	0	0	17
Roman Polak	39	0	3	3	-10	47	0	0	0	0	31
Valeri Nichushkin	31	0	3	3	-5	0	0	0	0	0	27
Tyler Pittick	22	2	0	2	-11	4	0	0	1	0	26
Joel L'Esperance**	7	2	0	2	-2	2	1	0	0	0	13
Gemel Smith*	10	1	1	2	-1	0	0	0	0	0	9
Mats Zuccarello	1	1	1	2	3	0	0	0	0	0	4
Julius Honka	15	0	2	2	0	6	0	0	0	0	21
Ben Lovejoy	11	0	2	2	0	2	0	0	0	0	12
Martin Hanzal	3	1	0	1	-4	4	1	0	0	0	10
Brett Ritchie	24	1	0	1	-7	20	0	0	0	0	29
Denis Gurianov**	9	0	1	1	0	0	0	0	0	0	10
Connor Carrick*	5	0	0	0	-6	6	0	0	0	0	4
Erik Condra	3	0	0	0	-1	0	0	0	0	0	6
Ben Gleason**	2	0	0	0	0	0	0	0	0	0	1
Marc Methot	3	0	0	0	-2	2	0	0	0	0	3
Jamie Oleksiak	11	0	0	0	-1	4	0	0	0	0	14
Dillon Heatherington**	3	0	0	0	1	0	0	0	0	0	2
Justin Dowling	7	0	0	0	-4	0	0	0	0	0	5
Joel Hanley	9	0	0	0	-1	2	0	0	0	0	5

GOALTENDER	GP	W	L	OT/SOL	SA	SV	SV%	GA	GAA	SO	TOI	A	PIM
Ben Bishop	20	10	8	0	548	510	.931	38	2.09	1	1,090	1	0
Anton Khudobin	25	9	10	4	735	675	.918	60	2.74	2	1,314	0	0
Landon Bow	2	0	0	0	19	18	.947	1	1.03	0	58	0	0

2018-19 SEASON IN REVIEW // DALLAS STARS HOCKEY CLUB

DIVISION STANDINGS

TEAM	GP	W	L	OT	PTS	GF	GA	HOME	ROAD
ATLANTIC DIVISION -- EASTERN CONFERENCE									
P - TAMPA BAY	82	62	16	4	128	325	222	32-7-2	30-9-2
X - BOSTON	82	49	24	9	107	259	215	29-9-3	20-15-6
X - TORONTO	82	46	28	8	100	286	251	23-16-2	23-12-6
MONTREAL	82	44	30	8	96	249	236	25-12-4	19-18-4
FLORIDA	82	36	32	14	86	267	280	20-13-8	16-19-6
BUFFALO	82	33	39	10	76	226	271	21-15-5	12-24-5
DETROIT	82	32	40	10	74	227	277	17-19-5	15-21-5
OTTAWA	82	29	47	6	64	242	302	18-19-4	11-28-2
METROPOLITAN DIVISION -- EASTERN CONFERENCE									
Y - WASHINGTON	82	48	26	8	104	278	249	24-11-6	24-15-2
X - NY ISLANDERS	82	48	27	7	103	228	196	24-13-4	24-14-3
X - PITTSBURGH	82	44	26	12	100	273	241	23-14-4	21-12-8
X - CAROLINA	82	46	29	7	99	245	223	24-13-4	22-16-3
X - COLUMBUS	82	47	31	4	98	258	232	22-17-2	25-14-2
PHILADELPHIA	82	37	37	8	82	244	281	19-18-4	18-19-4
NY RANGERS	82	32	36	14	78	227	272	18-14-9	14-22-5
NEW JERSEY	82	31	41	10	72	222	275	20-14-7	11-27-3
CENTRAL DIVISION -- WESTERN CONFERENCE									
Y - NASHVILLE	82	47	29	6	100	240	214	25-14-2	22-15-4
X - WINNIPEG	82	47	30	5	99	272	244	25-12-4	22-18-1
X - ST. LOUIS	82	45	28	9	99	247	223	24-15-2	21-13-7
X - DALLAS	82	43	32	7	93	210	202	24-14-3	19-18-4
X - COLORADO	82	38	30	14	90	260	246	21-14-6	17-16-8
CHICAGO	82	36	34	12	84	270	292	19-14-8	17-20-4
MINNESOTA	82	37	36	9	83	211	237	16-18-7	21-18-2
PACIFIC DIVISION -- WESTERN CONFERENCE									
Y - CALGARY	82	50	25	7	107	289	227	26-10-5	24-15-2
X - SAN JOSE	82	46	27	9	101	289	261	25-11-5	21-16-4
X - VEGAS	82	43	32	7	93	249	230	24-12-5	19-20-2
ARIZONA	82	39	35	8	86	213	223	20-17-4	19-18-4
VANCOUVER	82	35	36	11	81	225	254	20-16-5	15-20-6
ANAHEIM	82	35	37	10	80	199	251	19-14-8	16-23-2
EDMONTON	82	35	38	9	79	232	274	18-19-4	17-19-5
LOS ANGELES	82	31	42	9	71	202	263	17-21-3	14-21-6

CONFERENCE STANDINGS

TEAM	GP	W	L	OT	PTS	GF	GA	HOME	ROAD
EASTERN CONFERENCE									
P - TAMPA BAY	82	62	16	4	128	325	222	32-7-2	30-9-2
X - BOSTON	82	49	24	9	107	259	215	29-9-3	20-15-6
Y - WASHINGTON	82	48	26	8	104	278	249	24-11-6	24-15-2
X - NY ISLANDERS	82	48	27	7	103	228	196	24-13-4	24-14-3
X - TORONTO	82	46	28	8	100	286	251	23-16-2	23-12-6
X - PITTSBURGH	82	44	26	12	100	273	241	23-14-4	21-12-8
X - CAROLINA	82	46	29	7	99	245	223	24-13-4	22-16-3
X - COLUMBUS	82	47	31	4	98	258	232	22-17-2	25-14-2
MONTREAL	82	44	30	8	96	249	236	25-12-4	19-18-4
FLORIDA	82	36	32	14	86	267	280	20-13-8	16-19-6
PHILADELPHIA	82	37	37	8	82	244	281	19-18-4	18-19-4
NY RANGERS	82	32	36	14	78	227	272	18-14-9	14-22-5
BUFFALO	82	33	39	10	76	226	271	21-15-5	12-24-5
DETROIT	82	32	40	10	74	227	277	17-19-5	15-21-5
NEW JERSEY	82	31	41	10	72	222	275	20-14-7	11-27-3
OTTAWA	82	29	47	6	64	242	302	18-19-4	11-28-2
WESTERN CONFERENCE									
Y - CALGARY	82	50	25	7	107	289	227	26-10-5	24-15-2
X - SAN JOSE	82	46	27	9	101	289	261	25-11-5	21-16-4
Y - NASHVILLE	82	47	29	6	100	240	214	25-14-2	22-15-4
X - WINNIPEG	82	47	30	5	99	272	244	25-12-4	22-18-1
X - ST. LOUIS	82	45	28	9	99	247	223	24-15-2	21-13-7
X - DALLAS	82	43	32	7	93	210	202	24-14-3	19-18-4
X - VEGAS	82	43	32	7	93	249	230	24-12-5	19-20-2
X - COLORADO	82	38	30	14	90	260	246	21-14-6	17-16-8
ARIZONA	82	39	35	8	86	213	223	20-17-4	19-18-4
CHICAGO	82	36	34	12	84	270	292	19-14-8	17-20-4
MINNESOTA	82	37	36	9	83	211	237	16-18-7	21-18-2
VANCOUVER	82	35	36	11	81	225	254	20-16-5	15-20-6
ANAHEIM	82	35	37	10	80	199	251	19-14-8	16-23-2
EDMONTON	82	35	38	9	79	232	274	18-19-4	17-19-5
LOS ANGELES	82	31	42	9	71	202	263	17-21-3	14-21-6

X=Playoffs/Y=Division Champion/Z=Clinched Conference/P=Presidents' Trophy

POWER PLAY RANKINGS

RANK	TEAM	OPP	PPG	PP%	SHGA
1	TAMPA BAY	74	262	28.2	3
2	FLORIDA	72	269	26.8	13
3	BOSTON	65	251	25.9	15
4	WINNIPEG	62	250	24.8	7
5	PITTSBURGH	56	228	24.6	15
6	SAN JOSE	57	241	23.6	9
7	COLORADO	63	286	22.0	5
8	TORONTO	46	211	21.8	9
9	EDMONTON	47	222	21.2	7
10	ST. LOUIS	50	237	21.1	7
11	DALLAS	45	214	21.0	2
12	WASHINGTON	49	236	20.8	5
13	OTTAWA	46	226	20.4	8
14	MINNESOTA	49	241	20.3	4
15	CHICAGO	48	238	20.2	7
16	BUFFALO	46	236	19.5	9
17	NY RANGERS	44	227	19.4	4
18	CALGARY	53	275	19.3	7
19	DETROIT	39	216	18.1	7
20	CAROLINA	44	247	17.8	8
21	NEW JERSEY	45	254	17.7	10
22	VANCOUVER	43	251	17.1	8
23	PHILADELPHIA	40	234	17.1	11
24	ANAHEIM	36	212	17.0	10
25	VEGAS	39	232	16.8	2
26	ARIZONA	42	257	16.3	9
27	LOS ANGELES	35	221	15.8	13
28	COLUMBUS	34	221	15.4	6
29	NY ISLANDERS	33	227	14.5	1
30	MONTREAL	31	234	13.3	4
31	NASHVILLE	33	255	12.9	8

PENALTY KILL RANKINGS

RANK	TEAM	TS	PPGA	PK%	SHG
1	TAMPA BAY	267	40	85.0	12
2	COLUMBUS	200	30	85.0	8
3	ARIZONA	226	34	85.0	16
4	NEW JERSEY	255	40	84.3	10
5	DALLAS	238	41	82.8	4
6	NASHVILLE	251	45	82.1	8
7	MINNESOTA	240	44	81.7	5
8	CAROLINA	239	44	81.6	8
9	ST. LOUIS	232	43	81.5	5
10	FLORIDA	230	43	81.3	3
11	VANCOUVER	254	48	81.1	7
12	BUFFALO	215	41	80.9	3
13	MONTREAL	241	46	80.9	5
14	VEGAS	230	44	80.9	11
15	SAN JOSE	234	45	80.8	9
16	BOSTON	244	49	79.9	7
17	NY ISLANDERS	219	44	79.9	6
18	TORONTO	204	41	79.9	5
19	PITTSBURGH	222	45	79.7	12
20	ANAHEIM	271	55	79.7	5
21	CALGARY	246	50	79.7	18
22	OTTAWA	216	45	79.2	4
23	WINNIPEG	249	52	79.1	10
24	WASHINGTON	261	55	78.9	5
25	COLORADO	272	58	78.7	9
26	PHILADELPHIA	237	51	78.5	4
27	NY RANGERS	266	58	78.2	7
28	DETROIT	245	56	77.1	7
29	LOS ANGELES	230	54	76.5	4
30	EDMONTON	246	62	74.8	10
31	CHICAGO	231	63	72.7	6

GAME 1 – 10/4/18 – DAL 3 vs. ARI 0 ... The Stars hosted the Arizona Coyotes in their home opener. Ben Bishop stopped all 30 shots he faced for his first win of the 2017-18 season. Devin Shore, Alexander Radulov and John Klingberg each potted a goal in the second period.

GAME 2 – 10/6/18 – DAL 5 vs. WPG 1 ... Alexander Radulov scored a goal in the first period for the second consecutive game. Jamie Benn tallied his 600th career point, becoming the second-fastest player in Dallas Stars history to reach the milestone and the fifth player in franchise history to do so.

GAME 3 – 10/9/18 – DAL 4 vs. TOR 7 ... Forwards Tyler Seguin, Jamie Benn and Alexander Radulov each dented the net. Radulov extended his goal streak to three games and John Klingberg scored a goal and added an assist to register points in all three games of the season. Miro Heiskanen recorded his first NHL point.

GAME 4 – 10/13/18 – DAL 5 vs. ANA 3 ... The Stars scored five unanswered goals after the Ducks took a 2-1 lead in the second period. Connor Carrick and Radek Faksa each dented the net for their first goals of the season. Anton Khudobin turned away 22 of 25 shots to earn his first win of the season. Alexander Radulov lit the lamp to extend his goal streak to four games.

GAME 5 – 10/15/18 – DAL 1 @ OTT 4 ... The Stars recorded their first loss of the season. John Klingberg potted a power play goal in the first period while Alexander Radulov and Jason Spezza each added assists. Klingberg extended his point streak, marking the first time in his career that he's recorded points in each of the first five games of a season and tied the mark for the longest by a defenseman to start a season in franchise history.

GAME 6 – 10/16/18 – DAL 0 @ NJD 3 ... The Stars were blanked by a 24-save performance by Keith Kinkaid. Dallas went 0-for-3 on the power play and 5-for-6 on the penalty kill.

GAME 7 – 10/19/18 – DAL 1 VS. MIN 3 ... Jason Spezza recorded the lone goal while Devin Shore and Miro Heiskanen each added assists. Goaltender Ben Bishop stopped 33 of the 35 shots he faced.

GAME 8 – 10/23/18 – DAL 4 VS. LAK 2 ... Blake Comeau recorded his first goal in a Stars sweater. Tyler Pitlick dented the net for the first power play goal of his career and his first point of the season. Justin Dowling made his season debut and recorded an assist in the game.

GAME 9 – 10/25/18 – DAL 5 VS. ANA 2 ... Forward Jason Dickinson led the Stars with a career-best three points. Mattias Janmark potted a goal for his first of the season. Julius Honka tallied an assist for his first point of the season. Roman Polak lit the lamp for his first point of the season and first goal in a Stars sweater.

GAME 10 – 10/28/18 – DAL 2 @ DET 4 ... Gemel Smith lit the lamp, marking his first point of the season. Tyler Seguin appeared in his 600th career NHL game and recorded an assist.

GAME 11 – 10/30/18 – DAL 4 @ MTL 1 ... Jason Spezza skated in his 1000th career NHL game. Esa Lindell established a new career-high two points and Devin Shore registered a career-high three points, including the Stars' first shorthanded goal of the season. Ben Bishop recorded 34 saves. Miro Heiskanen netted the game-winning goal, marking the first time in Stars franchise history that four consecutive game-winning goals have come from defensemen.

GAME 12 – 11/1/18 – DAL 2 @ TOR 1 ... Jamie Benn and Devin Shore each lit the lamp to defeat the Maple Leafs. Anton Khudobin stopped 31 of 32 faced.

GAME 13 – 11/3/18 – DAL 4 @ WSH 3 OT ... Jason Spezza started off the scoring in the first period followed by a goal by Tyler Pitlick just 10 seconds later. Jamie Benn potted a goal and Jason Dickinson scored the first OT goal and the first game-winner of his career.

GAME 14 – 11/5/18 – DAL 1 @ BOS 2 OT ... Radek Faksa potted a shorthanded goal for the lone tally of the game. Anton Khudobin turned aside 33 of the 35 shots he faced. Roman Polak skated in his 700th career NHL contest.

GAME 15 – 11/6/18 – DAL 1 @ CBJ 4 ... The Stars wrapped up a season-long-six-game road trip with a loss at Columbus. Jamie Benn potted the lone goal for Dallas while John Klingberg and Miro Heiskanen each tallied an assist.

GAME 16 – 11/8/18 – DAL 4 VS. SJS 3 ... Devin Shore matched his career-high two goals. Shore tallied his third game winner of the season. Dillion Heatherington notched an assist and Anton Khudobin turned aside 33 of the 36 shots he faced.

GAME 17 – 11/10/18 – DAL 4 VS. NSH 5 OT ... Tyler Pitlick, Tyler Seguin, Jason Spezza and Denis Gurianov each potted goals but a three-goal third period by Nashville forced overtime. Mattias Ekholm recorded the game-winner. Gurianov earned his first NHL goal, while Ben Gleason made his NHL debut and recorded an assist.

GAME 18 – 11/12/18 – DAL 1 VS. CBJ 2 ... The Stars fell to the Blue Jackets for the second time this season. Alexander Radulov dented the net for Dallas' lone goal and his first game back after missing the previous six games due to injury.

GAME 19 – 11/16/18 – DAL 1 VS. BOS 0 OT ... Jason Dickinson netted the overtime winner for the game's lone tally on Friday night while Mattias Janmark notched a helper. Goaltender Ben Bishop turned aside all 23 shots he faced for his second shutout of the 2018-19 season.

GAME 20 – 11/18/18 – DAL 6 @ NYI 2 ... The Stars scored a season-high six goals en route to a 6-2 win over the Islanders. Esa Lindell potted career-high two goals and Roope Hintz dented the net for his first NHL goal. Jason Spezza notched two assists to earn his 900th career NHL point.

GAME 21 – 11/19/18 – DAL 1 @ NYR 2 ... Tyler Seguin dented the net for the club's lone goal. Ben Bishop and Anton Khudobin combined to stop

21 of the 23 shots they faced. Filip Chytil scored the game-winner for the Rangers.

GAME 22 – 11/21/18 – DAL 1 @ PIT 5 ... Roope Hintz scored the lone goal. Landon Bow made his NHL debut in the second period and stopped all 14 shots he faced.

GAME 23 – 11/23/18 – DAL 6 VS. OTT 4 ... Miro Heiskanen recorded his first career multi-goal game. Dallas recorded 54 shots on goal, which was one shot short of tying the Dallas Stars record (1993-present) for shots on goal in a single game. Gavin Bayreuther potted his first career NHL goal against the Senators and Taylor Fedun potted his first goal in a Stars sweater.

GAME 24 – 11/24/18 – DAL 2 @ COL 3 ... Jamie Benn and Radek Faska each tallied late third period goals but two Colorado goals by Mikko Rantanen and J.T. Compher in the last three minutes of the game gave Colorado the win.

GAME 25 – 11/27/18 – DAL 0 @ EDM 1 OT ... The Stars fell to the Oilers in overtime. Anton Khudobin stopped 30 of the 31 shots he faced. Oscar Klefbom scored the lone goal for the Oilers.

GAME 26 – 11/28/18 – DAL 4 @ CAL 3 OT ... Gavin Bayreuther registered two points for the first multi-point game of his NHL career. Jason Spezza and Jamie Benn also dented the net. Tyler Seguin recorded his first overtime goal of the 2018-19 campaign.

GAME 27 – 12/1/18 – DAL 2 @ VAN 1 ... The Dallas Stars defeated the Vancouver Canucks, 2-1, on Saturday at Rogers Place. Alexander Radulov recorded his first game-winning goal of the 2018-19 campaign. Ben Bishop returned to the lineup after injury and stopped 24 of the 25 shots he faced.

GAME 28 – 12/3/18 – DAL 4 VS. EDM 1 ... Brett Ritchie potted his first goal of the 2018-19 campaign. Esa Lindell notched his first career shorthanded goal. Jason Dickinson and Jamie Benn also tallied goals in the event.

GAME 29 – 12/7/18 – DAL 3 VS. SJS 2 ... Miro Heiskanen and Brett Ritchie scored 1:48 apart in the third period for the Dallas Stars to help the club secure the win. Bishop made 41 saves to help the Stars to their fourth-straight home win.

GAME 30 – 12/9/18 – DAL 2 @ VEG 4 ... Marc-Andre Fleury made 22 saves to lead Vegas over Dallas. Martin Hanzal potted a goal, Esa Lindell had a goal and an assist, and Miro Heiskanen had two assists. Ben Bishop made 24 saves.

GAME 31 – 12/12/18 – DAL 3 @ ANA 6 ... Ondrej Kase scored his first NHL hat trick. Miro Heiskanen, Blake Comeau and Alexander Radulov lit the lamp, while Devin Shore had two assists for Dallas.

GAME 32 – 12/13/18 – DAL 2 @ SJS 3 ... Timo Meier scored two goals to lead the Sharks over the Stars. Radek Faska and Miro Heiskanen each recorded goals and Anton Khudobin made 21 saves for the Stars.

GAME 33 – 12/15/18 – DAL 4 @ COL 6 ... Radek Faska and Miro Heiskanen lit the lamp and Anton Khudobin made 21 saves for the Stars, lost for the third-straight game. Tyler Seguin had two goals and an assist, and Jamie Benn and Esa Lindell added goals.

GAME 34 – 12/18/18 – DAL 2 VS. CGY 0 ... Ben Bishop and Anton Khudobin combined to make 24 saves for the Stars, marking the 67th combined shutout in NHL history and the first in Stars/Minnesota North Stars history. Jamie Benn and Radek Faska scored for Dallas to help extend the home winning streak to five games.

GAME 35 – 12/20/18 – DAL 2 VS. CHI 5 ... Patrick Kane scored two goals and had an assist for the Blackhawks. Tyler Seguin and Taylor Fedun potted goals for the home team, while Ben Bishop made 24 saves.

GAME 36 – 12/22/18 – DAL 2 @ MIN 1 OT ... Alexander Radulov scored with 10 seconds left in overtime to lead the Stars to a road victory. Jamie Benn lit the lamp and Ben Bishop made 30 saves for Dallas.

GAME 37 – 12/23/18 – DAL 1 VS. NYI 3 ... Anders Lee's power-play goal broke a tie at 8:50 of the third period to help the New York Islanders secure the victory. Tyler Pitlick scored and Anton Khudobin made 25 saves.

GAME 38 – 12/27/18 – DAL 2 @ NSH 0 ... Anton Khudobin made 49 saves for the Dallas Stars in his first shutout of the season, a 2-0 win against the Nashville Predators at Bridgestone Arena on Thursday. Tyler Pitlick and Mattias Janmark scored for the Stars.

GAME 39 – 12/29/18 – DAL 5 VS. DET 1 ... Alexander Radulov scored two goals, while Blake Comeau and Jason Spezza each had a goal and an assist. Ben Bishop made 33 saves for Dallas and Radek Faska had two assists.

GAME 40 – 12/31/18 – DAL 2 VS. MTL 3 OT ... Radek Faska and Jamie Benn lit the lamp for the Stars and Ben Bishop made 35 saves.

GAME 41 – 1/2/19 – DAL 5 VS. NJD 4 ... Miro Heiskanen and Tyler Seguin each scored two goals. Jamie Benn lit the lamp and Alexander Radulov matched an NHL career-high with three assists for the Stars. Ben Bishop made 30 saves.

GAME 42 – 1/4/19 – DAL 2 VS. WSH 1 OT ... Tyler Seguin scored two goals, including the winner at 3:37 of overtime. Radulov had two assists and Anton Khudobin made 36 saves to help Dallas extend their home point streak against Washington to 17 consecutive games (13-0-4).

GAME 43 – 1/6/19 – DAL 1 @ WPG 5 ... Alexander Radulov lit the lamp and Ben Bishop made 25 saves. Tyler Seguin got his 300th NHL assist on Radulov's goal.

GAME 44 – 1/8/19 – DAL 3 @ STL 1 ... Tyler Seguin scored two goals and had an assist. John Klingberg had a goal and an assist, Alexander Radulov had two assists, and Ben Bishop made 26 saves for the Stars.

GAME 45 – 1/10/19 – DAL 1 @ PHL 2 ... The Philadelphia Flyers ended an eight-game losing streak with a 2-1 win against the Dallas Stars at Wells Fargo Center on Thursday. Stars forward Tyler Seguin extended his point streak to seven games.

GAME 46 – 1/12/19 – DAL 1 VS. STL 3 ... Jordan Binnington made 21 saves and Vladimir Tarasenko scored two goals for the St. Louis Blues. Condra potted his first goal of the season cut the Blues lead to 2-1 at 8:35 of the third period.

GAME 47 – 1/15/19 – DAL 0 VS. TBL 2 ... Andrei Vasilevskiy made 35 saves for the Tampa Bay Lightning in a 2-0 win against the Dallas Stars. Anton Khudobin made 19 saves.

GAME 48 – 1/17/19 – DAL 1 VS. LAK 2 ... Jack Campbell made 29 saves for the Los Angeles Kings. Esa Lindell scored for the Stars and Ben Bishop made 17 saves.

GAME 49 – 1/19/19 – DAL 4 VS. WPG 2 ... Ben Bishop made 27 saves to help the team end a four-game losing streak. Tyler Seguin and Brett Ritchie each potted a power play goal, and John Klingberg and Esa Lindell each had two assists.

GAME 50 – 1/30/19 – DAL 1 VS. BUF 0 ... Ben Bishop made 30 saves and Jamie Benn potted the game-winning goal for the Stars (25-21-4), who were playing their first game since Jan. 19 following their mandatory five-day break before the 2019 Honda NHL All-Star Weekend.

GAME 51 – 2/1/19 – DAL 3 VS. MIN 1 ... Tyler Seguin scored the tiebreaking goal with 7:42 remaining in the third period. Andrew Coglianò had a goal and an assist, and Ben Bishop made 21 saves.

GAME 52 – 2/2/19 – DAL 3 @ NSH 1 ... The Dallas Stars extended their winning streak to four games. Blake Comeau and Mattias Janmark scored 43 seconds apart in the third period and Anton Khudobin made 38 saves.

GAME 53 – 2/4/19 – DAL 5 VS. ARI 4 ... The Dallas Stars scored four goals in the third period to get their fifth consecutive win against the Arizona Coyotes at American Airlines Center on Monday. Tyler Seguin, Roope Hintz, John Klingberg, Radek Faksa and Mattias Janmark all lit the lamp for the Stars.

GAME 54 – 2/7/19 – DAL 2 @ NSH 3 OT ... Miro Heiskanen and Taylor Fedun lit the lamp and helped the Stars extend their point streak to five games. Anton Khudobin helped the club earn by turning aside 21 of the 24 shots he faced.

GAME 55 – 2/9/19 – DAL 2 @ ARI 3 ... Alex Galchenyuk potted two goals and helped the Coyotes to a 3-0 lead in the third period. Brett Ritchie and Alexander Radulov scored 27 seconds apart late in the third period to cut the deficit and Anton Khudobin made 36 saves.

GAME 56 – 2/12/19 – DAL 3 @ FLA 0 ... Anton Khudobin made 30 saves for his second shutout of the season. Tyler Seguin had two goals and an assist and Alexander Radulov had two assists.

GAME 57 – 2/14/19 – DAL 0 @ TBL 6 ... Anton Khudobin made 16 saves on 21 shots, and Landon Bow made four saves on five shots.

GAME 58 – 2/16/19 – DAL 0 @ CAR 3 ... Anton Khudobin made 24 saves for the Stars and were shutout for the second consecutive game.

GAME 59 – 2/19/19 – DAL 3 VS. NSH 5 ... Esa Lindell and Jason Spezza each had a goal and an assist for the Stars. Anton Khudobin stopped 42 of the 46 shots he faced.

GAME 60 – 2/21/19 – DAL 5 VS. STL 2 ... The Stars ended the Blues' franchise record 11-game winning streak. Jamie Benn scored two goals, Radek Faksa and Tyler Seguin each had a goal and an assist, and Anton Khudobin made 43 saves.

GAME 61 – 2/23/19 – DAL 0 VS. CAR 3 ... The Stars were shutout by the Hurricanes for the second time in 2018-19.

GAME 62 – 2/24/19 – DAL 4 @ CHI 3 ... Mats Zuccarello made his Dallas Stars debut and had a goal and an assist, but sustained an upper-body injury. Alexander Radulov and Jason Spezza each potted a goal, and Anton Khudobin made 44 saves.

GAME 63 – 2/26/19 – DAL 1 @ VGK 4 ... Roope Hintz lit the lamp for the game's lone goal and Ben Bishop made 44 saves.

GAME 64 – 2/28/19 – DAL 4 @ LAK 3 OT ... Roope Hintz potted the overtime game-winning goal and Blake Comeau added a season-high two points. Anton Khudobin made 27 saves for his third straight win.

GAME 65 – 3/2/19 – DAL 4 @ STL 1 ... Jamie Benn tallied a hat trick and John Klingberg had a goal and two assists, while Ben Bishop made 29 saves for the Stars.

GAME 66 – 3/5/19 – DAL 1 VS. NYR 0 ... Ben Bishop made 28 saves for the Dallas Stars in a 1-0 win against the New York Rangers and John Klingberg potted the game's lone goal.

GAME 67 – 3/7/19 – DAL 4 VS. COL 0 ... Alexander Radulov got his first NHL hat trick and Ben Bishop made 31 saves for his second straight shutout.

GAME 68 – 3/9/19 – DAL 1 VS. CHI 2 ... Corey Crawford made 26 saves for the Chicago Blackhawks. Alexander Radulov recorded a goal, and Anton Khudobin made 37 saves.

GAME 69 – 3/12/19 – DAL 2 @ BUF 0 ... Ben Bishop got his third straight shutout, making 35 save to extended his shutout streak to 204:20 and Roope Hintz potted his first career multi-goal game.

GAME 70 – 3/14/19 – DAL 4 @ MIN 1 ... Ben Bishop set the Dallas Stars record for longest shutout streak in franchise history at 230:53 but left the game due to injury. Bishop surpassed Ed Belfour's previous franchise record of 219:34, which was established from Nov. 15 - 29, 2000.

GAME 71 – 3/15/19 – DAL 1 VS. VGK 2 ... Roope Hintz potted a goal and Anton Khudobin made 35 saves.

GAME 72 – 3/17/19 – DAL 2 VS. VAN 3 SO ... Jamie Benn and Taylor Fedun each lit the lamp for Dallas and helped the team rally to earn a point. Anton Khudobin made 25 saves.

GAME 73 – 3/19/19 – DAL 4 VS. FLA 2 ... Ben Bishop saw his franchise record shutout streak end at 233:04 on Aleksander Barkov's first period goal. The netminder's shutout streak was the 24th longest in NHL history and the longest by an NHL goaltender since San Jose's Martin Jones logged a 234:33 shutout streak from Oct. 7 - 16, 2015.

GAME 74 – 3/21/19 – DAL 1 VS. COL 3 ... Tyler Seguin potted the lone goal for Dallas with John Klingberg and Miro Heiskanen posting assists.

GAME 75 – 3/23/19 – DAL 2 VS. PIT 3 ... Tyler Seguin and Andrew Cogliano lit the lamp and Anton Khudobin stop 27 of the 30 shots he faced.

GAME 76 – 3/25/19 – DAL 5 @ WPG 2 ... The club ended a six-game road losing streak at Bell MTS Place and posted their first win since the 2015-16 season in Winnipeg. Tyler Seguin and Radek Faksa each scored two goals.

GAME 77 – 3/27/19 – DAL 2 @ CGY 1 ... Alexander Radulov and Miro Heiskanen posted goals while Ben Bishop stopped all 20 shots he faced before leaving the game due to injury. Khudobin came in and stopped 15 of 16 shots in relief.

GAME 78 – 3/28/19 – DAL 3 @ EDM 2 SO ... The Stars rallied from a 2-0 deficit in the second period to defeat the Oilers. Roope Hintz had two assists and Jamie Benn notched the game-deciding goal in the shootout. Anton Khudobin stopped 40 of the 42 shots he faced.

GAME 79 – 3/30/19 – DAL 2 @ VAN 3 SO ... Andrew Cogliano and Alexander Radulov added two goals in the third period to tie the game and help the Stars earn a point. Markus Granlund recorded the game-deciding goal in the shootout.

GAME 80 – 4/2/19 – DAL 6 VS. PHI 2 ... The Dallas Stars clinched a berth in the Stanley Cup Playoffs for the first time since the 2015-16 campaign. Alexander Radulov tied his career-high with four points.

GAME 81 – 4/5/19 – DAL 1 @ CHI 6 ... Joel L'Esperance lit the lamp for his second NHL goal and Anton Khudobin made 26 saves.

GAME 82 – 4/6/19 – DAL 3 VS. MIN 0 ... The Dallas Stars locked up the first wild card into the Stanley Cup Playoffs with a victory. Ben Bishop made 24 saves for his NHL career-high seventh shutout of the season, and Tyler Seguin lit the lamp twice.

2018-19 SEASON IN REVIEW // DALLAS STARS HOCKEY CLUB

DATE	OPP.	#2 OLEKSIAK	#3 KLINGBERG	#4 HEISKANEN	#6 HONKA	#11 HANZAL	#12 FAKSA	#13 JANMARK
Oct 4	Vs ARI	PIT	1-0, 3/1 27:14	0-0, 1/1 19:35	DND	INJ	0-1, 1/1 16:52	0-0, 2/0 15:00
Oct 6	Vs WPG	PIT	0-1, 4/0 24:41	0-0, 1/0 20:52	DND	INJ	0-0, 3/0 15:35	0-0, 0/0 14:47
Oct 9	Vs TOR	PIT	1-0, 6/-2 25:12	0-1, 6/0 23:51	DND	INJ	0-0, 0/0 17:48	0-0, 0/-1 14:31
Oct 13	Vs ANA	PIT	1-1(W), 4/2 25:21	0-0, 1/0 20:13	0-0, 3/-1 13:01	INJ	1-0, 3/1 14:57	0-0, 1/-1 15:14
Oct 15	@ OTT	PIT	1-0, 3/-1 27:54	0-0, 3/-1 19:11	0-0, 2/-2 11:23	INJ	0-0, 0/-1 16:35	0-0, 0/-1 17:49
Oct 16	@ NJD	PIT	0-0, 1/-1 23:24	0-0, 2/-2 21:08	0-0, 1/0 14:25	INJ	0-0, 1/0 14:04	0-0, 2/0 15:08
Oct 19	Vs MIN	PIT	0-0, 3/-2 27:18	0-1, 1/-1 19:41	0-0, 2/0 14:58	INJ	0-0, 1/-2 15:13	0-0, 4/-2 16:18
Oct 23	Vs LAK	PIT	1-1(W), 2/1 24:53	0-0, 0/1 20:52	0-0, 0/0 09:38	INJ	0-0, 1/0 18:30	0-0, 2/-1 17:09
Oct 25	Vs ANA	PIT	0-1, 3/1 23:06	1-0(W), 5/1 24:57	0-0, 1/3 13:58	INJ	0-0, 0/-1 14:15	1-0, 5/0 15:03
Oct 28	@ DET	PIT	0-0, 1/1 23:58	0-0, 3/-1 22:35	0-0, 2/0 14:34	INJ	1-0, 2/1 15:38	0-0, 1/-1 15:32
Oct 30	@ MTL	PIT	0-0, 0/-1 24:36	1-0(W), 2/2 20:35	0-0, 2/0 13:09	INJ	0-0, 1/0 13:29	0-0, 1/0 17:02
Nov 1	@ TOR	PIT	0-1, 2/2 24:17	0-0, 1/0 23:46	0-0, 0/0 11:51	INJ	0-0, 0/0 16:45	0-1, 0/1 15:11
Nov 3	@ WSH	PIT	0-0, 6/-1 26:57	0-0, 1/0 27:10	0-0, 0/2 13:32	INJ	0-0, 3/0 19:46	0-0, 1/0 15:56
Nov 5	@ BOS	PIT	0-0, 2/0 25:52	0-1, 4/0 24:12	0-0, 1/1 16:01	INJ	1-0, 2/1 18:11	0-0, 1/0 18:00
Nov 6	@ CBJ	PIT	0-1, 2/-2 23:17	0-0, 2/-2 16:55	0-0, 2/-2 16:55	INJ	0-0, 3/-2 16:01	0-0, 1/-1 11:33
Nov 8	Vs SJS	PIT	0-0, 1/1 20:52	0-1, 1/2 24:24	0-0, 0/-2 15:06	INJ	0-0, 0/-1 15:09	0-0, 2/0 16:35
Nov 10	Vs NSH	PIT	INJ	0-1, 2/1 19:26	0-1, 2/0 17:49	INJ	0-1, 0/0 16:36	0-0, 1/-1 10:29
Nov 12	Vs CBJ	PIT	INJ	0-1, 1/0 24:24	0-0, 3/0 22:22	INJ	0-0, 2/0 14:54	0-0, 0/0 15:28
Nov 16	Vs BOS	PIT	INJ	0-0, 1/1 24:52	0-0, 3/0 14:16	INJ	0-0, 3/0 18:12	-1, 2/-1 14:53
Nov 18	@ NYI	PIT	INJ	0-0, 3/1 21:09	0-1, 1/2 08:49	INJ	0-0, 1/0 18:26	0-0, 1/0 17:04
Nov 19	@ NYR	PIT	INJ	0-0, 2/-1 23:07	0-0, 0/0 15:46	INJ	0-0, 2/-1 17:42	0-0, 0/-1 16:44
Nov 21	@ PIT	PIT	INJ	0-0, 0/-2 20:43	INJ	INJ	0-0, 0/-2 16:17	0-1, 1/-1 14:40
Nov 23	Vs OTT	PIT	INJ	2-0, 5/2 23:04	DND	INJ	0-0, 2/-1 15:06	0-2, 1/4 15:07
Nov 24	@ COL	PIT	INJ	0-0, 0/0 23:17	0-0, 0/0 09:52	INJ	1-0, 1/0 13:58	0-0, 3/0 13:17
Nov 27	@ EDM	PIT	INJ	0-0, 2/-1 25:47	DND	INJ	0-0, 0/0 16:05	0-0, 2/0 14:24
Nov 28	@ CGY	PIT	INJ	0-1, 1/0 24:38	DND	INJ	0-1, 2/1 12:09	0-0, 2/0 15:50
Dec 1	@ VAN	PIT	INJ	0-1, 3/1 22:18	DND	INJ	0-0, 0/0 15:39	0-0, 1/-1 14:43
Dec 3	Vs EDM	PIT	INJ	0-0, 1/-1 23:44	DND	INJ	0-0, 0/0 16:54	0-2, 1/2 14:36
Dec 7	Vs SJS	PIT	INJ	1-0, 3/1 24:26	DND	INJ	0-1, 1/0 18:22	1-0, 3/1 12:06
Dec 9	@ VGG	PIT	INJ	0-0, 2/-2 22:49	DND	INJ	0-0, 2/-1 13:44	0-0, 0/0 13:37
Dec 12	@ ANA	PIT	INJ	1-0, 3/-2 23:14	DND	INJ	0-0, 0/0 16:51	0-0, 0/-1 15:35
Dec 13	@ SJS	PIT	INJ	1-0, 4/-1 23:02	0-1, 3/0 19:20	DND	1-0, 2/-1 13:33	0-0, 0/0 15:30
Dec 15	@ COL	PIT	INJ	0-0, 6/-2 25:54	0-0, 4/-1 14:50	INJ	0-0, 0/0 14:15	0-0, 1/0 10:44
Dec 18	Vs CGY	PIT	INJ	0-0, 0/0 23:59	DND	INJ	0-1, 2/1 15:19	0-0, 0/0 11:27
Dec 20	Vs CHI	PIT	INJ	0-0, 2/-3 24:30	0-0, 3/-1 22:45	DND	0-0, 2/-1 15:18	0-0, 0/0 14:51
Dec 22	@ MIN	PIT	INJ	0-1, 2/2 27:02	0-0, 1/1 27:18	DND	0-0, 2/-1 18:47	0-1, 1/-1 15:06
Dec 23	Vs NYI	PIT	INJ	0-0, 2/-1 24:41	0-0, 3/-1 21:32	DND	0-0, 2/-1 16:11	0-0, 1/0 15:29
Dec 27	@ NSH	PIT	INJ	0-0, 1/2 21:40	0-0, 4/0 19:49	DND	0-1, 0/1 20:34	1-0, 5/1 12:24
Dec 29	Vs DET	PIT	INJ	0-0, 2/1 23:31	0-0, 4/1 18:28	INJ	0-2, 3/2 14:43	0-1, 4/1 15:57
Dec 31	Vs MTL	PIT	INJ	0-1, 4/-1 27:54	0-0, 2/0 24:09	INJ	1-0, 7/1 18:24	0-0, 4/-2 14:58
Jan 2	Vs NJD	PIT	INJ	0-2, 3/2 22:29	2-0(W), 9/2 21:14	INJ	0-0, 3/-3 20:02	0-0, 0/0 16:01
Jan 4	Vs WSH	PIT	INJ	0-0, 4/1 25:35	0-0, 1/0 24:34	INJ	0-1, 1/0 19:27	0-0, 1/-1 17:45
Jan 6	@ WPG	PIT	INJ	0-1, 3/-1 25:26	0-0, 1/-2 21:32	INJ	0-0, 3/-1 16:54	0-0, 3/-1 15:06
Jan 8	@ STL	PIT	INJ	1-1(W), 2/1 22:56	0-1, 0/0 21:26	DND	0-0, 0/0 16:35	0-0, 3/0 12:49
Jan 10	@ PHI	PIT	INJ	0-1, 4/1 27:15	0-0, 3/0 24:08	INJ	0-0, 0/-1 14:50	0-0, 1/-1 14:34
Jan 12	Vs STL	PIT	INJ	0-1, 4/0 25:39	0-0, 2/0 26:31	INJ	0-0, 2/0 14:20	0-1, 0/0 15:59
Jan 15	Vs TBL	PIT	INJ	0-0, 3/0 29:54	0-0, 3/-1 21:45	INJ	0-0, 2/0 17:56	0-0, 0/0 11:45
Jan 17	Vs LAK	PIT	INJ	0-1, 3/0 26:40	0-0, 2/0 29:48	DND	0-0, 1/0 14:23	0-0, 0/0 14:21
Jan 19	Vs WPG	PIT	INJ	0-2, 3/0 23:33	0-0, 2/0 20:49	DND	1-0(W), 1/0 17:20	0-0, 2/1 15:36
Jan 30	Vs BUF	PIT	INJ	0-0, 2/1 13:03	0-0, 1/0 23:49	DND	0-0, 0/0 19:38	0-0, 2/0 16:51
Feb 1	Vs MIN	PIT	INJ	0-0, 0/0 13:03	0-0, 2/2 24:27	DND	0-0, 2/0 15:58	0-1, 0/0 18:23
Feb 2	@ NSH	PIT	INJ	0-0, 1/-1 11:04	0-0, 2/2 24:51	INJ	0-2, 1/2 16:57	1-1, 3/3 19:12
Feb 4	Vs ARI	PIT	INJ	0-0, 0/-1 14:05	1-0, 1/-1 22:27	DND	1-0, 2/-1 17:11	1-0, 1/0 17:30
Feb 7	@ NSH	PIT	INJ	0-0, 1/1 12:54	0-0, 3/-1 24:48	INJ	0-0, 0/-2 13:44	0-0, 0/-1 14:13
Feb 9	@ ARI	PIT	INJ	0-0, 4/0 16:03	0-1, 3/1 27:16	DND	0-0, 3/0 18:59	0-0, 1/0 15:47
Feb 12	@ FLA	PIT	INJ	0-0, 0/0 10:08	0-0, 1/2 22:40	INJ	0-0, 2/0 16:03	0-0, 0/0 12:34
Feb 14	@ TBL	PIT	INJ	0-0, 4/-1 19:21	0-0, 3/-1 16:22	DND	0-0, 1/0 14:19	0-0, 1/-1 17:35
Feb 16	@ CAR	PIT	INJ	0-0, 0/0 13:08	0-0, 3/-1 26:27	INJ	0-0, 2/0 15:01	0-0, 1/0 18:18
Feb 19	Vs NSH	PIT	INJ	0-0, 1/-1 09:56	0-1, 1/-4 26:20	INJ	0-0, 1/-2 14:48	0-1, 2/0 15:19
Feb 21	Vs STL	PIT	INJ	0-0, 1/1 15:00	0-1, 1/2 24:34	DND	1-1, 3/3 17:00	0-0, 0/0 11:00
Feb 23	Vs CAR	PIT	INJ	0-0, 0/0 12:17	0-0, 2/-1 24:07	INJ	0-0, 0/0 15:19	0-0, 2/0 15:59
Feb 24	@ CHI	PIT	INJ	0-0, 0/-1 10:30	0-1, 1/-1 19:39	DND	1-0, 2/1 17:46	0-0, 1/-1 14:54
Feb 26	@ VGG	PIT	INJ	0-0, 2/0 13:05	0-0, 5/-3 25:36	DND	0-0, 0/0 18:33	0-0, 2/0 17:19
Feb 28	@ LAK	DND	INJ	0-0, 1/0 12:41	0-0, 2/2 14:40	DND	1-0, 1/2 19:19	1-0, 2/2 20:16
Mar 2	@ STL	DND	INJ	1-2(W), 3/2 21:19	0-0, 2/2 22:51	INJ	0-0, 1/1 18:03	0-1, 1/1 17:36
Mar 5	Vs NYR	DND	INJ	0-0, 0/0 05:59	1-0(W), 4/1 22:51	DND	0-0, 2/0 13:55	0-0, 2/0 19:11
Mar 7	Vs COL	DND	INJ	0-0, 3/2 20:34	0-0, 2/1 23:00	DND	INJ	0-0, 0/0 14:02
Mar 9	Vs CHI	DND	INJ	0-0, 2/-1 24:22	0-0, 1/-1 26:40	DND	0-0, 1/0 14:36	0-0, 0/-1 10:21
Mar 12	@ BUF	DND	INJ	0-0, 0/0 11:50	0-1, 2/0 21:03	DND	0-0, 1/0 16:46	0-0, 1/0 15:02
Mar 14	@ MIN	DND	INJ	0-1, 2/1 21:52	0-1, 2/1 21:31	DND	1-0, 3/1 16:44	0-0, 0/0 17:17
Mar 15	Vs VGG	DND	INJ	0-0, 1/0 12:51	0-0, 4/1 27:10	DND	0-0, 2/-1 17:05	INJ
Mar 17	Vs VAN	DND	INJ	0-0, 1/0 27:16	0-0, 5/-1 28:29	DND	0-0, 1/0 17:44	0-0, 0/0 16:14
Mar 19	Vs FLA	DND	INJ	0-0, 0/0 13:17	1-0, 1/1 24:19	DND	0-0, 3/-1 15:42	0-0, 2/0 15:31
Mar 21	Vs COL	DND	INJ	0-0, 1/0 25:51	0-1, 2/2 22:13	DND	0-0, 1/0 14:35	0-0, 1/0 16:48
Mar 23	Vs PIT	DND	INJ	0-1, 2/0 29:01	0-0, 2/0 25:04	DND	0-0, 4/0 17:32	0-0, 2/0 13:26
Mar 25	@ WPG	DND	INJ	0-0, 3/1 24:03	0-1, 4/0 22:48	DND	2-0, 2/3 16:24	0-1, 1/0 13:47
Mar 27	@ CGY	DND	INJ	0-0, 0/0 11:25	0-0, 1/0 22:35	DND	0-1, 2/0 15:46	0-1, 1/0 13:36
Mar 28	@ EDM	DND	INJ	0-0, 3/1 27:04	1-0, 2/0 28:43	DND	0-0, 0/-1 16:26	0-0, 1/-1 17:37
Mar 30	@ VAN	DND	INJ	0-0, 1/0 27:08	0-0, 4/-1 26:37	DND	0-1, 1/0 18:00	0-1, 1/1 14:36
Apr 2	Vs PHI	DND	INJ	0-2, 2/2 12:55	0-0, 2/1 19:32	DND	0-1, 0/1 17:30	0-0, 2/0 12:01
Apr 5	@ CHI	DND	INJ	0-0, 2/0 18:37	0-0, 1/-3 20:39	DND	0-0, 0/0 16:14	0-0, 1/0 14:51
Apr 6	Vs MIN	DND	INJ	0-1, 1/1 13:10	0-1, 0/0 20:12	DND	0-0, 1/0 15:16	0-0, 1/0 14:43

PLAYER GAME-BY-GAME SUMMARIES

DATE	OPP.	#14 BENN	#15 COMEAU	#16 DICKINSON	#17 COGLIANO	#18 PITLUCK	#21 LOVEJOY	#23 LINDELL	
Oct 4	Vs ARI	0-2,2/2 16:28	0-0,2/0 16:37	0-0,2/0 08:22	ANA	0-0,0/1 15:13	NJD	0-1,1/1 23:48	
Oct 6	Vs WPG	2-1,6/2 20:18	0-0,1/1 14:44	0-0,0/0 07:55	ANA	0-0,2/0 15:37	NJD	0-0,1/0 23:47	
Oct 9	Vs TOR	1-0,3/-1 17:26	0-0,3/-1 15:08	DND	ANA	0-0,4/0 16:30	NJD	0-1,0/0 24:47	
Oct 13	Vs ANA	1-1,6/2 21:30	0-1,0/0 15:02	0-0,3/0 12:01	ANA	0-0,4/0 14:33	NJD	0-1,3/2 23:18	
Oct 15	@ OTT	0-0,2/-1 23:35	0-0,2/-1 13:45	0-0,1/-1 06:56	ANA	0-0,1/0 15:01	NJD	0-0,2/0 24:38	
Oct 16	@ NJD	0-0,1/0 13:22	0-0,2/0 13:55	DND	ANA	0-0,0/0 11:10	NJD	0-0,1/0 23:47	
Oct 19	Vs MIN	0-0,3/-2 20:49	0-0,1/-2 12:57	0-0,2/0 09:49	ANA	0-0,1/1 17:35	NJD	0-0,1/-1 27:14	
Oct 23	Vs LAK	0-0,1/0 21:53	1-0,4/1 18:21	0-1,2/1 12:54	ANA	1-0,3/0 15:24	NJD	0-0,1/0 25:38	
Oct 25	Vs ANA	0-0,2/-1 19:22	0-0,1/0 13:56	2-1,6/3 15:14	ANA	0-1,2/1 13:04	NJD	0-0,3/0 20:53	
Oct 28	@ DET	0-0,4/0 18:04	0-0,0/-0 13:30	0-0,0/-2 12:16	ANA	0-0,1/0 13:50	NJD	0-1,2/-1 22:38	
Oct 30	@ MTL	0-1,4/1 20:57	0-0,1/0 10:38	0-0,0/0 10:45	ANA	DND	NJD	1-1,2/1 21:47	
Nov 1	@ TOR	1-0,1/1 18:07	0-0,1/0 17:00	0-0,1/0 10:01	ANA	0-0,0/0 17:24	NJD	0-0,3/2 27:57	
Nov 3	@ WSH	1-0,2/1 15:44	0-0,0/-1 19:16	1-0(W),1/1 10:18	ANA	1-0,3/-1 17:29	NJD	0-0,4/1 27:01	
Nov 5	@ BOS	0-0,2/0 18:32	0-0,1/1 18:03	0-0,0/0 11:53	ANA	0-0,0/0 16:10	NJD	0-0,3/1 25:03	
Nov 6	@ CBJ	1-0,5/-2 20:14	0-0,1/0 14:08	0-0,1/0 12:47	ANA	0-0,0/0 14:14	NJD	0-0,0/1 23:55	
Nov 8	Vs SJS	0-0,2/0 18:12	0-1,1/1 14:45	0-1,1/2 11:30	ANA	0-0,4/1 15:23	NJD	0-0,0/-2 27:46	
Nov 10	Vs NSH	0-1,1/0 18:18	0-0,1/0 17:31	0-0,0/-2 14:21	ANA	1-0,2/-1 16:09	NJD	0-0,1/-2 26:42	
Nov 12	Vs CBJ	0-1,3/0 18:28	0-0,1/0 15:36	0-0,2/0 12:59	ANA	0-0,1/0 12:15	NJD	0-0,0/0 23:56	
Nov 16	Vs BOS	0-0,5/0 22:45	0-0,1/0 16:10	1-0(W),1/1 11:52	ANA	0-0,1/0 16:49	NJD	0-0,6/0 28:24	
Nov 18	@ NYI	0-3,2/3 15:13	0-0,0/0 16:24	0-1,1/1 17:22	ANA	DND	NJD	2-0(W),5/3 22:58	
Nov 19	@ NYR	0-0,0/0 20:13	0-0,1/-2 13:12	0-0,1/-1 12:44	ANA	0-0,2/-1 13:03	NJD	0-1,1/-1 23:59	
Nov 21	@ PIT	0-0,1/0 15:32	0-0,2/-2 16:47	0-0,0/0 15:02	ANA	0-0,1/-2 13:03	NJD	0-0,0/-1 20:16	
Nov 23	Vs OTT	1-0,4/0 19:16	1-0(W),2/1 15:41	0-1,2/3 15:04	ANA	0-0,2/0 15:21	NJD	0-1,3/2 21:27	
Nov 24	@ COL	1-0,1/-1 20:35	0-0,5/0 15:09	0-0,0/0 13:34	ANA	0-0,1/-1 14:48	NJD	0-0,2/-1 25:45	
Nov 27	@ EDM	0-0,3/0 18:03	0-0,1/0 15:43	0-0,2/-1 16:08	ANA	0-0,0/0 14:58	NJD	0-0,0/1 26:37	
Nov 28	@ CGY	1-1,2/2 16:49	0-0,2/0 15:53	0-0,2/0 15:40	ANA	0-0,2/0 09:57	NJD	0-0,3/-1 24:49	
Dec 1	@ VAN	1-1,4/2 18:45	0-0,1/0 14:00	0-0,0/0 13:24	ANA	0-0,0/0 12:43	NJD	0-0,2/-1 24:48	
Dec 3	Vs EDM	1-0,3/0 18:02	DND	1-0,1/2 15:41	ANA	0-0,3/0 15:15	NJD	1-0,1/0 24:56	
Dec 7	Vs SJS	0-0,4/0 17:07	0-0,2/0 17:58	0-0,2/0 15:24	ANA	0-1,2/1 16:01	NJD	0-0,0/1 28:09	
Dec 9	@ VGK	0-0,0/-1 17:48	0-0,1/0 14:08	0-0,1/-1 14:11	ANA	0-0,2/-1 12:46	NJD	1-1,2/-1 23:37	
Dec 12	@ ANA	0-0,1/-2 20:59	1-0,2/-2 13:15	0-1,2/-2 14:16	ANA	0-0,0/0 07:21	NJD	0-1,2/-3 25:26	
Dec 13	@ SJS	0-1,2/1 18:48	0-0,1/0 18:19	0-0,0/0 16:09	ANA	0-0,2/-1 10:08	NJD	0-0,0/0 23:51	
Dec 15	@ COL	1-0,2/-1 18:15	0-0,0/0 11:33	0-0,4/0 12:18	ANA	DND	NJD	1-0,1/1 22:38	
Dec 18	Vs CGY	1-0(W),2/1 17:35	0-0,2/0 13:08	0-0,0/0 13:48	ANA	0-1,2/1 09:37	NJD	0-0,6/0 27:32	
Dec 20	Vs CHI	0-2,1/0 19:03	0-0,2/-1 14:06	0-0,0/-1 11:35	ANA	0-0,2/0 11:24	NJD	0-0,0/0 23:22	
Dec 22	@ MIN	1-0,3/1 20:06	0-0,0/0 14:53	0-0,0/0 06:36	ANA	DND	NJD	0-0,1/-1 23:55	
Dec 23	Vs NYI	0-0,2/-1 17:27	0-0,0/0 14:13	INJ	ANA	1-0,3/0 12:22	NJD	0-0,0/0 25:41	
Dec 27	@ NSH	0-0,0/0 20:15	0-0,1/1 17:38	INJ	ANA	1-0(W),7/1 13:40	NJD	0-1,2/2 26:13	
Dec 29	Vs DET	0-0,2/0 15:07	1-1,2/2 14:48	INJ	ANA	1-0,2/2 12:57	NJD	0-1,2/2 24:42	
Dec 31	Vs MTL	1-0,3/-1 18:36	0-0,0/1 18:13	INJ	ANA	DND	NJD	0-0,4/-2 25:40	
Jan 2	Vs NJD	1-0,4/1 05:39	0-0,0/-2 18:31	INJ	ANA	0-1,1/0 14:22	NJD	0-0,1/0 23:58	
Jan 4	Vs WSH	INJ	0-0,2/0 15:25	INJ	ANA	0-0,1/0 13:37	NJD	0-0,3/0 23:42	
Jan 6	@ WPG	0-0,0/-2 16:53	0-0,0/-1 16:30	INJ	ANA	0-0,1/-2 13:36	NJD	0-0,1/-3 24:07	
Jan 8	@ STL	0-0,1/2 18:09	0-0,0/0 12:51	INJ	ANA	0-0,0/0 13:49	NJD	0-0,1/1 27:05	
Jan 10	@ PHI	1-0,4/1 19:25	0-0,0/0 12:01	INJ	ANA	0-0,2/-1 12:53	NJD	0-0,1/-1 21:51	
Jan 12	Vs STL	0-0,1/-1 16:51	0-0,0/0 13:07	INJ	ANA	0-0,0/0 11:16	NJD	0-0,0/0 22:16	
Jan 15	Vs TBL	0-0,3/1 18:57	0-0,0/0 12:37	INJ	ANA	0-0,0/0 11:12	NJD	0-0,5/0 24:29	
Jan 17	Vs LAK	0-0,1/0 22:21	0-0,0/0 15:10	0-0,1/0 12:36	ANA	0-0,1/0 12:55	NJD	1-0,1/0 19:08	
Jan 19	Vs WPG	0-1,5/0 20:09	1-0,3/0 17:23	0-0,2/0 13:42	ANA	0-0,1/0 12:04	DND	NJD	0-2,2/1 27:27
Jan 30	Vs BUF	1-0(W),6/1 20:29	0-0,1/1 17:54	0-0,1/0 10:35	ANA	0-0,2/0 10:48	INJ	NJD	0-0,1/0 21:47
Feb 1	Vs MIN	0-0,2/0 17:50	0-0,2/0 16:45	INJ	ANA	1-1,2/2 12:15	INJ	NJD	0-1,0/2 23:53
Feb 2	@ NSH	0-0,0/0 17:04	1-0(W),2/1 16:23	INJ	ANA	0-0,2/-1 14:00	INJ	NJD	0-2,0/3 20:39
Feb 4	Vs ARI	0-2,3/1 14:32	0-1,0/0 16:39	0-1,1/1 11:42	ANA	0-0,1/0 12:06	INJ	NJD	0-0,3/0 23:47
Feb 7	@ NSH	0-0,2/0 18:39	0-0,2/-2 15:00	0-1,2/0 16:08	ANA	0-1,2/0 14:15	INJ	NJD	0-0,0/-1 21:51
Feb 9	@ ARI	0-1,0/1 17:55	0-0,0/0 16:17	0-0,1/-1 12:37	ANA	0-0,3/0 11:58	INJ	NJD	0-0,1/0 22:50
Feb 12	@ FLA	0-1,1/2 17:35	0-0,1/0 18:44	0-0,2/0 15:33	ANA	0-0,2/0 11:20	INJ	NJD	1-0,1/2 27:26
Feb 14	@ TBL	0-0,1/-1 12:28	INJ	0-0,1/0 15:18	ANA	0-0,0/-1 12:42	INJ	NJD	0-0,1/-2 22:11
Feb 16	@ CAR	0-0,1/-2 21:37	INJ	0-0,2/0 13:00	ANA	0-0,2/0 10:48	INJ	NJD	0-0,2/-1 23:18
Feb 19	Vs NSH	0-0,4/-4 17:33	INJ	0-1,2/1 14:02	ANA	0-0,1/-2 12:08	INJ	NJD	1-1,2/0 27:47
Feb 21	Vs STL	2-0,5/3 20:11	0-0,3/0 19:45	0-1,0/1 11:20	ANA	0-0,1/2 11:51	INJ	NJD	0-2,0/3 25:08
Feb 23	Vs CAR	0-0,1/-1 18:42	0-0,1/0 14:45	0-0,1/0 15:18	ANA	0-0,2/-1 11:50	INJ	NJD	0-0,0/0 25:04
Feb 24	@ CHI	0-0,0/0 01:19	0-0,0/0 19:37	0-1,2/0 15:21	ANA	0-0,2/0 14:43	INJ	NJD	0-0,1/1 18:03
Feb 26	@ VGK	INJ	0-0,2/0 16:53	0-0,2/0 13:53	ANA	0-0,0/0 03:17	INJ	NJD	0-0,0/0 13:52
Feb 28	@ LAK	INJ	0-2,2/2 16:31	0-0,3/-1 09:58	INJ	INJ	INJ	NJD	0-2,1/2 14:13
Mar 2	@ STL	3-0,3/2 18:32	0-1,1/1 15:04	0-0,0/0 10:34	INJ	INJ	INJ	NJD	0-0,0/0 15:12
Mar 5	Vs NYR	0-0,6/1 19:10	0-0,0/0 16:33	0-0,1/1 15:10	INJ	INJ	INJ	NJD	0-0,1/0 15:07
Mar 7	Vs COL	1-1,3/2 18:29	0-0,1/1 20:24	0-1,3/1 20:22	ANA	0-0,1/1 10:47	INJ	NJD	0-0,2/1 15:53
Mar 9	Vs CHI	0-0,4/0 18:07	0-0,2/-1 16:14	0-0,2/0 16:03	ANA	0-0,1/0 13:17	INJ	NJD	0-0,0/0 14:58
Mar 12	@ BUF	0-0,1/0 17:51	0-1,4/0 16:12	0-1,0/1 14:00	ANA	0-0,0/0 08:24	INJ	NJD	0-0,1/0 17:14
Mar 14	@ MIN	0-1,2/2 16:11	0-1,3/1 16:18	0-0,2/1 15:02	ANA	0-0,1/0 10:09	INJ	NJD	0-0,2/2 18:11
Mar 15	Vs VGK	0-0,4/0 20:20	0-0,1/1 14:42	0-0,3/1 16:12	ANA	0-0,1/-1 13:05	INJ	NJD	0-0,1/-2 16:42
Mar 17	Vs VAN	1-0,3/1 20:28	INJ	0-0,1/-1 11:00	ANA	0-0,1/0 14:11	INJ	NJD	0-0,4/0 14:14
Mar 19	Vs FLA	1-2,2/3 18:01	0-0,1/-1 15:57	0-0,2/0 11:20	ANA	0-0,1/-1 10:52	INJ	NJD	0-0,2/0 14:15
Mar 21	Vs COL	0-0,9/-1 19:32	0-0,1/-1 17:51	0-0,4/-1 16:41	ANA	0-0,0/0 08:54	INJ	NJD	0-0,2/-2 13:38
Mar 23	Vs PIT	0-0,0/-1 21:07	0-0,1/0 15:26	0-0,2/1 12:42	ANA	1-0,1/1 08:33	INJ	NJD	0-0,0/0 14:55
Mar 25	@ WPG	0-1,0/0 17:55	0-1,3/1 15:05	0-0,4/-1 15:21	ANA	0-1,0/1 09:47	INJ	NJD	0-0,1/0 16:03
Mar 27	@ CGY	0-0,1/-1 18:48	0-0,4/0 17:05	0-0,0/0 17:16	ANA	0-0,0/0 13:05	INJ	NJD	0-0,1/-1 16:25
Mar 28	@ EDM	0-0,2/1 20:01	0-0,1/-2 18:11	0-1,2/1 15:51	ANA	0-0,1/-1 13:41	INJ	NJD	0-0,1/-2 16:23
Mar 30	@ VAN	0-0,4/-4 22:00	0-0,3/0 13:59	0-0,0/0 15:14	ANA	1-0,5/0 13:08	ANA	NJD	0-0,3/1 14:50
Apr 2	Vs PHI	0-0,2/0 17:18	1-0,2/1 15:14	1-1,1/31 13:01	ANA	0-0,1/1 10:43	ANA	NJD	1-1,2/2 23:43
Apr 5	@ CHI	DND	0-0,4/0 17:09	0-0,2/-1 13:49	DND	0-0,0/-2 12:02	ANA	NJD	0-0,2/-3 20:11
Apr 6	Vs MIN	0-1,1/1 15:56	0-0,1/0 17:01	0-1,1/1 13:01	ANA	0-0,4/0 13:16	ANA	NJD	1-0,5/1 13:00

2018-19 SEASON IN REVIEW // DALLAS STARS HOCKEY CLUB

DATE	OPP.	#24 HINTZ	#25 RITCHIE	#33 METHOT	#36 ZUCCARELLO	#37 DOWLING	#38 L'ESPERANCE	#42 FEDUN
Oct 4	Vs ARI	0-0,0/0 09:59	0-0,0/0 07:44	0-0,0/0 18:04	NYR	MIN	MIN	MIN
Oct 6	Vs WPG	0-0,1/0 10:41	0-0,0/0 07:19	0-0,0/0 15:09	NYR	MIN	MIN	MIN
Oct 9	Vs TOR	0-0,1/0 10:28	0-0,0/0 10:55	0-0,0/0 19:21	NYR	MIN	MIN	MIN
Oct 13	Vs ANA	DND	0-0,3/-1 09:54	0-0,0/-1 17:24	NYR	MIN	MIN	MIN
Oct 15	@ OTT	DND	0-0,3/-1 07:24	0-0,0/-2 11:53	NYR	MIN	MIN	MIN
Oct 16	@ NJD	0-0,2/0 11:30	0-0,0/-1 13:36	INJ	NYR	MIN	MIN	MIN
Oct 19	Vs MIN	0-0,2/0 17:26	0-0,0/0 07:52	0-0,0/0 16:44	NYR	MIN	MIN	MIN
Oct 23	Vs LAK	MIN	0-0,0/-1 11:23	0-0,0/0 17:44	NYR	0-1,1/1 11:51	MIN	MIN
Oct 25	Vs ANA	MIN	0-1,1/2 09:28	INJ	NYR	0-0,1/-1 14:42	MIN	MIN
Oct 28	@ DET	MIN	INJ	INJ	NYR	0-0,1/-1 14:40	MIN	MIN
Oct 30	@ MTL	MIN	DND	0-0,0/0 17:48	NYR	0-0,0/0 09:48	MIN	MIN
Nov 1	@ TOR	MIN	0-0,0/0 07:23	0-0,3/0 18:21	NYR	DND	MIN	MIN
Nov 3	@ WSH	MIN	0-0,1/1 09:08	INJ	NYR	DND	MIN	MIN
Nov 5	@ BOS	MIN	DND	INJ	NYR	0-0,0/0 13:31	MIN	MIN
Nov 6	@ CBJ	MIN	DND	INJ	NYR	0-0,2/0 11:08	MIN	MIN
Nov 8	Vs SJS	MIN	DND	INJ	NYR	MIN	MIN	MIN
Nov 10	Vs NSH	MIN	DND	INJ	NYR	MIN	MIN	MIN
Nov 12	Vs CBJ	MIN	0-0,0/0 12:47	INJ	NYR	MIN	MIN	MIN
Nov 16	Vs BOS	MIN	0-0,0/0 09:36	INJ	NYR	MIN	MIN	MIN
Nov 18	@ NYI	1-0,2/0 14:20	DND	INJ	NYR	MIN	MIN	MIN
Nov 19	@ NYR	0-0,1/0 12:08	DND	INJ	NYR	MIN	MIN	MIN
Nov 21	@ PIT	1-0,2/-1 10:19	0-0,3/0 13:11	INJ	NYR	MIN	MIN	MIN
Nov 23	Vs OTT	0-0,1/0 10:58	DND	INJ	NYR	MIN	MIN	1-0,5/1 12:54
Nov 24	@ COL	0-0,1/0 10:18	DND	INJ	NYR	MIN	MIN	0-0,3/1 13:56
Nov 27	@ EDM	0-0,0/0 11:11	DND	INJ	NYR	MIN	MIN	0-0,4/0 13:45
Nov 28	@ CGY	0-0,1/-2 12:28	DND	INJ	NYR	MIN	MIN	0-0,0/1 15:00
Dec 1	@ VAN	0-0,0/0 10:18	DND	INJ	NYR	MIN	MIN	0-0,2/0 12:25
Dec 3	Vs EDM	0-0,2/0 11:28	1-1(W),2/2 12:20	INJ	NYR	MIN	MIN	0-0,0/2 15:42
Dec 7	Vs SJS	MIN	1-0(W),1/1 06:55	INJ	NYR	MIN	MIN	0-0,0/-1 12:16
Dec 9	@ VGK	MIN	0-0,1/-1 08:54	INJ	NYR	MIN	MIN	0-0,0/-1 14:27
Dec 12	@ ANA	MIN	DND	INJ	NYR	MIN	MIN	-1,2/0 19:10
Dec 13	@ SJS	MIN	0-0,1/-1 10:28	INJ	NYR	MIN	MIN	0-0,1/0 19:29
Dec 15	@ COL	MIN	DND	INJ	NYR	MIN	MIN	-2,5/1 19:18
Dec 18	Vs CGY	MIN	DND	INJ	NYR	MIN	MIN	0-0,2/0 17:06
Dec 20	Vs CHI	MIN	DND	INJ	NYR	MIN	MIN	1-0,4/1 18:07
Dec 22	@ MIN	MIN	0-0,0/0 06:22	INJ	NYR	MIN	MIN	0-0,1/0 15:25
Dec 23	Vs NYI	MIN	DND	INJ	NYR	MIN	MIN	0-0,1/-1 14:13
Dec 27	@ NSH	MIN	0-0,0/0 08:18	INJ	NYR	MIN	MIN	0-0,1/0 11:00
Dec 29	Vs DET	0-0,2/1 14:25	0-0,2/1 10:13	INJ	NYR	MIN	MIN	0-1,2/1 15:28
Dec 31	Vs MTL	0-0,4/-2 13:40	0-0,0/-1 08:04	INJ	NYR	MIN	MIN	INJ
Jan 2	Vs NJD	0-1,1/1 11:29	DND	INJ	NYR	MIN	MIN	0-0,0/0 14:36
Jan 4	Vs WSH	0-1,0/-1 13:51	0-0,1/0 10:27	INJ	NYR	MIN	MIN	0-0,1/-1 12:55
Jan 6	@ WPG	0-0,1/-1 11:59	0-0,0/0 10:28	INJ	NYR	MIN	MIN	0-0,2/-2 14:39
Jan 8	@ STL	0-0,1/0 10:36	DND	INJ	NYR	MIN	MIN	0-0,1/0 14:36
Jan 10	@ PHI	0-0,2/0 10:42	DND	INJ	NYR	MIN	MIN	0-0,1/0 09:44
Jan 12	Vs STL	0-0,0/0 13:01	DND	INJ	NYR	MIN	MIN	0-0,0/0 14:45
Jan 15	Vs TBL	0-0,0/0 11:22	DND	INJ	NYR	MIN	MIN	0-0,2/-2 10:23
Jan 17	Vs LAK	0-0,0/0 15:13	0-0,1/0 11:29	INJ	NYR	MIN	MIN	0-0,0/0 13:25
Jan 19	Vs WPG	0-0,4/1 10:34	1-0,2/0 11:15	INJ	NYR	MIN	MIN	0-0,0/2 -13:47
Jan 30	Vs BUF	0-0,1/0 12:34	0-0,1/0 11:06	INJ	NYR	MIN	MIN	0-1,0/1 13:27
Feb 1	Vs MIN	0-0,2/0 13:17	0-0,1/0 09:09	INJ	NYR	MIN	MIN	0-0,0/2 14:17
Feb 2	@ NSH	0-0,0/0 10:48	0-0,4/0 09:49	INJ	NYR	MIN	MIN	0-0,0/-1 10:51
Feb 4	Vs ARI	1-0,2/-1 11:26	0-0,0/-1 06:24	INJ	NYR	MIN	MIN	0-0,1/-1 13:05
Feb 7	@ NSH	0-0,1/0 12:41	0-0,2/0 10:39	INJ	NYR	MIN	MIN	1-0,4/1 14:47
Feb 9	@ ARI	0-1,1/1 13:33	1-0,1/1 10:25	INJ	NYR	MIN	MIN	0-0,4/0 15:56
Feb 12	@ FLA	0-1,2/1 11:14	0-0,1/0 09:20	INJ	NYR	MIN	MIN	0-0,0/1 12:58
Feb 14	@ TBL	0-0,2/-2 14:13	0-0,1/-1 14:42	INJ	NYR	MIN	MIN	0-0,4/-1 17:59
Feb 16	@ CAR	0-0,2/0 16:32	0-0,3/0 14:16	INJ	NYR	MIN	0-0,1/0 15:53	0-0,4/0 14:02
Feb 19	Vs NSH	0-1,3/0 17:26	0-0,0/0 09:01	INJ	NYR	MIN	0-0,1/0 08:43	0-0,0/0 15:12
Feb 21	Vs STL	0-0,0/-1 16:01	0-0,3/0 11:26	INJ	NYR	MIN	0-0,0/0 13:40	0-0,1/1 14:48
Feb 23	Vs CAR	0-0,0/-1 14:24	0-0,1/-1 13:01	INJ	NYR	MIN	0-0,1/-1 12:21	0-0,2/-1 12:36
Feb 24	@ CHI	0-0,0/-2 14:57	0-0,0/0 07:53	INJ	1-1,4/3 13:35	MIN	MIN	DND
Feb 26	@ VGK	1-0,4/-3 17:52	0-0,1/0 10:15	INJ	INJ	MIN	MIN	DND
Feb 28	@ LAK	1-0(W),4/1 19:24	0-0,0/-1 06:57	INJ	INJ	MIN	0-0,3/0 11:27	0-1,2/1 08:53
Mar 2	@ STL	0-0,3/0 14:43	0-0,0/-1 09:04	INJ	INJ	MIN	0-0,0/-1 09:41	0-1,2/0 09:35
Mar 5	Vs NYR	0-0,0/0 16:36	0-0,2/1 10:00	INJ	INJ	MIN	0-0,1/0 12:22	0-0,1/0 12:50
Mar 7	Vs COL	0-0,1/1 14:56	0-0,2/0 09:31	INJ	INJ	MIN	0-0,2/0 12:37	0-0,0/0 12:05
Mar 9	Vs CHI	0-0,3/0 17:43	0-0,1/-1 06:25	INJ	INJ	MIN	0-0,1/0 09:52	0-0,0/-1 11:36
Mar 12	@ BUF	2-0(W),4/1 16:50	DND	INJ	INJ	MIN	0-0,1/0 12:17	DND
Mar 14	@ MIN	1-0(W),3/1 16:12	0-0,1/0 09:10	INJ	INJ	MIN	1-0,6/1 14:19	0-0,0/1 13:40
Mar 15	Vs VGK	1-0,4/1 16:22	0-0,0/-1 06:30	INJ	INJ	MIN	0-0,0/0 14:34	0-0,1/0 13:29
Mar 17	Vs VAN	0-0,2/0 19:19	0-0,1/0 05:56	INJ	INJ	MIN	0-0,2/-1 15:38	1-0,2/1 10:38
Mar 19	Vs FLA	0-1,1/0 15:26	0-0,2/0 07:26	INJ	INJ	MIN	0-0,1/0 12:53	DND
Mar 21	Vs COL	0-0,2/-2 16:30	0-0,1/0 06:24	INJ	INJ	MIN	0-0,1/0 11:47	0-0,2/-1 12:15
Mar 23	Vs PIT	0-1,1/-1 18:43	DND	INJ	INJ	0-0,0/0 14:04	0-0,1/0 10:19	0-0,1/0 11:25
Mar 25	@ WPG	0-0,2/0 15:39	0-0,3/0 12:42	INJ	INJ	0-0,1/0 13:42	DND	0-0,0/-1 13:24
Mar 27	@ CGY	0-1,1/0 15:44	INJ	INJ	INJ	0-0,1/0 07:39	DND	DND
Mar 28	@ EDM	0-2,5/0 17:29	0-0,0/0 06:44	INJ	INJ	INJ	0-0,0/0 07:59	0-0,0/0 12:11
Mar 30	@ VAN	0-0,1/0 18:51	INJ	INJ	INJ	INJ	DND	0-0,1/1 10:51
Apr 2	Vs PHI	0-1,3/1 14:53	INJ	INJ	0-1,1/0 18:23	INJ	DND	0-0,2/1 13:17
Apr 5	@ CHI	0-0,3/-3 16:01	0-0,3/-2 11:55	INJ	DND	0-0,0/-3 14:04	1-0,2/-2 14:06	0-0,2/0 18:26
Apr 6	Vs MIN	0-1,3/1 16:33	DND	INJ	DND	0-0,2/0 14:12	MIN	0-0,6/1 15:14

PLAYER GAME-BY-GAME SUMMARIES

DATE	OPP.	#43 NICHUSHKIN	#45 POLAK	#47 RADULOV	#90 SPEZZA	#91 SEGUN	#30 BISHOP	#35 KHUOBOSIN
Oct 4	Vs ARI	INJ	0-0,1/13:28	1-0,1/18:12	0-0,2/0 12:59	0-0,4/2 19:01	0/30 W 59:57	DNP
Oct 6	Vs WPG	INJ	0-0,3/0 14:26	1-2,2/19:14	0-2,1/0 15:18	2-2(W),8/2 21:02	1/33 W 60:00	DNP
Oct 9	Vs TOR	0-0,2/-11:52	0-0,0/0 10:07	1-2,3/-17:02	0-0,0/-11:40:08	1-3,3/-17:09	6/29 L 59:14	DNP
Oct 13	Vs ANA	0-1,4/0 09:54	DND	1-1,4/1 19:15	0-1,1/0 12:48	0-2,9/2 21:22	DNP	3/25 W 59:31
Oct 15	@ OTT	0-0,2/-11:04:0	DND	0-1,5/-3 23:04	0-1,2/-2 14:53	0-0,8/-1 25:57	3/23 L 55:28	DNP
Oct 16	@ NJD	INJ	0-0,1/0 17:03	0-0,1/-1 15:38	0-0,2/-1 15:55	0-0,6/-1 19:17	DNP	3/34 L 59:47
Oct 19	Vs MIN	INJ	0-0,2/0 11:34	INJ	1-0,4/0 16:19	0-0,5/-1 23:41	2/35 L 57:51	DNP
Oct 23	Vs LAK	INJ	0-0,0/11:24:0	INJ	1-1,1/11:55	0-1,3/0 22:22	2/33 W 60:00	DNP
Oct 25	Vs ANA	0-0,1/2 12:23	1-0,1/1 15:58	INJ	0-1,1/13:19	0-0,6/0 18:56	2/25 W 60:00	DNP
Oct 28	@ DET	0-0,1/-11:33:3	0-0,2/0 14:30	INJ	0-0,1/0 15:00	0-1,3/0 19:55	3/22 L 58:54	DNP
Oct 30	@ MTL	0-0,1/0 11:34	0-0,1/2 15:26	1-0,2/1 21:04	0-0,2/0 18:44	0-0,3/1 23:38	1/35 W 59:53	DNP
Nov 3	@ TOR	0-0,2/0 12:10	0-0,2/0 13:58	INJ	0-0,0/11:45:5	0-2,2/2 21:49	DNP	1/32 W 60:00
Nov 5	@ WSH	0-1,2/1 13:00	0-0,2/0 21:38	INJ	1-1,2/2 15:37	0-0,6/0 21:42	3/32 W 62:59	DNP
Nov 5	@ BOS	0-0,1/0 10:42	0-0,2/0 20:06	INJ	0-0,1/0 16:18	0-0,2/0 21:14	2/35 O 64:29	DNP
Nov 6	@ CBJ	0-0,0/0 15:18	0-0,0/-1 17:51	INJ	0-0,3/-2 16:38	0-0,3/-1 22:49	3/33 L 56:25	DNP
Nov 8	Vs SJS	0-1,0/0 14:43	0-0,2/0 23:09	INJ	0-0,3/0 14:16	1-1,2/0 21:48	3/36 W 60:00	DNP
Nov 10	Vs NSH	0-1,1/1 13:29	INJ	INJ	1-0,3/0 16:17	1-0,5/1 22:33	5/34 O 62:27	DNP
Nov 12	Vs CBJ	0-0,1/0 14:25	0-0,1/0 19:21	1-0,5/0 24:16	0-0,2/0 15:50	0-0,4/0 23:48	2/28 L 58:20	DNP
Nov 16	Vs BOS	0-0,2/0 11:50	0-0,3/0 21:09	0-0,2/0 21:34	0-0,0/0 12:09	0-0,5/0 22:11	0/23 W 61:34	DNP
Nov 18	@ NYI	0-0,2/1 16:25	0-0,1/0 20:12	2-1,4/3 16:31	0-2,1/2 15:39	1-2,5/2 16:54	2/39 W 60:00	DNP
Nov 19	@ NYR	0-0,0/0 12:51	0-0,2/-1 17:47	0-0,1/0 19:40	0-1,0/0 15:43	1-0,2/0 21:36	1/15 40:00	1/10 L 17:43
Nov 21	@ PIT	0-0,1/0 15:32	0-0,0/-1 20:56	0-1,2/1 15:36	0-0,2/-2 12:58	0-0,2/0 18:10	INJ	5/16 L 28:52
Nov 23	Vs OTT	0-0,2/-1 11:50	0-0,4/0 22:36	0-2,7/1 19:42	0-0,1/0 12:11	0-1,6/1 20:13	INJ	4/33 W 60:00
Nov 24	@ COL	0-0,0/-1 07:32	0-0,1/-2 22:01	0-2,3/1 19:08	0-0,1/-1 11:48	0-1,4/1 20:46	INJ	3/36 L 58:31
Nov 27	@ EDM	0-0,2/0 13:39	0-0,1/0 21:58	0-0,4/0 19:21	0-0,1/0 10:37	0-0,3/0 20:06	INJ	1/31 O 62:42
Nov 28	@ CGY	0-0,1/0 08:11	0-0,1/0 23:09	0-0,3/1 18:46	1-0,1/-1 12:50	1-(W),2/2 19:52	INJ	3/33 W 59:53
Dec 1	@ VAN	DND	0-0,3/0 24:48	1-0(W),2/1 21:30	0-0,2/0 14:38	0-1,4/1 20:25	1/25 W 60:00	DNP
Dec 3	Vs EDM	0-0,1/-1 13:43	0-0,2/1 19:48	0-1,1/0 15:53	0-0,0/0 12:29	0-0,5/0 18:40	DNP	1/29 W 59:48
Dec 7	Vs SJS	DND	0-1,2/1 22:04	0-0,5/0 21:04	0-1,2/0 09:56	0-0,1/0 20:41	2/43 W 60:00	DNP
Dec 9	@ VGK	DND	0-0,1/1 21:20	0-0,1/-1 18:28	0-1,1/0 11:17	0-0,3/-2 21:06	3/27 L 59:27	DNP
Dec 12	@ ANA	0-0,1/-2 11:56	0-0,0/-3 18:43	1-0,2/-1 20:07	0-1,2/-3 15:02	0-0,5/-1 21:46	5/35 L 56:19	DNP
Dec 13	@ SJS	0-1,1/-1 11:20	0-0,0/-1 18:44	0-0,1/1 20:07	0-0,2/-1 13:46	0-1,1/1 20:40	DNP	3/24 L 58:22
Dec 15	@ COL	0-0,1/0 09:59	0-0,1/0 21:47	0-2,2/-2 17:41	0-0,3/0 13:57	2-1,6/1 20:42	2/16 L 38:03	3/20 20:00
Dec 18	Vs CGY	0-0,3/0 10:10	0-0,2/2 21:25	0-1,1/1 21:36	INJ	0-1,0/1 20:42	0/21 W 53:37	0/3 06:23
Dec 20	Vs CHI	0-0,4/-1 10:57	0-0,0/0 16:26	0-1,3/0 19:06	INJ	1-0,2/1 21:15	3/27 L 59:20	DNP
Dec 22	@ MIN	0-0,1/-1 17:04	0-0,0/-1 14:05	1-(W),6/2 22:09	0-0,3/1 16:19	0-0,2/1 23:47	1/31 W 64:47	DNP
Dec 23	Vs NYI	0-0,0/-1 13:54	0-0,0/1 17:20	0-0,1/-2 20:05	0-1,0/1 11:44	0-0,3/-1 22:14	DNP	2/27 L 59:49
Dec 27	@ NSH	0-0,0/0 10:28	0-0,2/0 25:50	0-0,3/0 18:28	0-0,0/1 12:21	0-0,3/0 20:56	DNP	0/49 W 60:00
Dec 29	Vs DET	DND	0-0,4/2 20:25	2-(W),5/1 20:23	1-1,1/1 12:59	0-1,1/0 17:59	1/34 W 59:53	DNP
Dec 31	Vs MTL	0-1,3/1 15:50	0-0,0/1 22:37	0-0,3/1 18:15	0-0,3/0 15:18	0-1,8/-1 18:35	3/38 O 60:14	DNP
Jan 2	Vs NJD	0-1,0/1 13:34	0-1,1/-1 22:18	0-3,2/2 19:18	0-0,1/-1 14:56	2-0,8/3 19:57	4/34 W 60:00	DNP
Jan 6	Vs WSH	0-0,2/0 11:56	0-0,1/0 21:42	0-2,4/1 22:45	0-0,1/0 12:37	2-0(W),4/1 21:57	DNP	1/37 W 63:37
Jan 6	@ WPG	DND	0-0,0/-2 19:11	1-0,3/-2 19:29	0-0,3/-1 13:27	0-1,2/-2 20:01	4/29 L 58:56	DNP
Jan 8	@ STL	0-0,1/0 15:00	0-1,1/0 25:12	0-2,0/2 18:00	0-0,1/-1 15:43	2-1,2/2 18:27	1/27 W 60:00	DNP
Jan 10	@ PHI	0-0,1/-1 12:52	0-0,2/-2 19:12	0-0,4/0 22:17	0-0,3/0 15:42	0-1,3/0 21:25	DNP	2/22 L 58:54
Jan 12	Vs STL	0-0,3/0 09:53	0-0,1/1 18:54	0-0,2/-1 22:18	0-0,1/0 14:56	0-0,3/-1 21:30	3/28 L 57:51	DNP
Jan 15	Vs TBL	0-0,0/0 10:24	0-0,1/0 16:52	0-0,6/-1 23:32	0-0,2/0 16:36	0-0,5/-2 21:48	DNP	2/21 L 59:42
Jan 17	Vs LAK	INJ	0-0,4/0 18:29	0-1,1/0 19:09	0-0,2/1 16:54	0-0,8/0 21:51	2/19 L 57:38	DNP
Jan 19	Vs WPG	INJ	0-1,0/1 18:15	0-1,1/-1 17:59	0-0,0/0 11:31	1-1,6/0 21:12	2/29 W 59:55	DNP
Jan 30	Vs BUF	DND	0-0,0/0 21:57	0-0,4/0 18:14	0-0,1/0 11:15	0-0,2/0 19:24	0/30 W 60:00	DNP
Feb 1	Vs MIN	0-0,0/11:04:0	0-1,1/1 20:09	0-0,2/2 18:02	0-0,2/-1 12:47	2-0(W),5/2 19:02	1/22 W 60:00	DNP
Feb 2	@ NSH	0-0,0/-1 09:08	0-0,2/1 24:28	0-1,5/2 20:14	0-0,1/-1 11:16	1-0,2/1 20:10	DNP	1/39 W 60:00
Feb 4	Vs ARI	DND	0-0,0/-1 22:23	0-1,3/0 19:03	0-1,1/0 12:22	1-(W),6/-1 22:30	4/42 W 60:00	DNP
Feb 7	@ NSH	DND	0-1,0/0 19:46	0-0,3/1 20:49	0-0,0/11:25:5	0-1,3/1 19:46	INJ	3/24 O 60:43
Feb 9	@ ARI	DND	0-0,0/0 05:46	1-0,4/1 20:23	0-0,2/-1 14:32	0-0,4/-1 21:00	INJ	3/39 L 58:15
Feb 12	@ FLA	0-0,0/0 07:42	0-0,0/0 22:10	0-2,1/3 21:53	0-0,0/0 11:20	2-(W),4/3 21:13	INJ	0/30 W 59:31
Feb 14	@ TBL	0-0,2/0 12:11	0-0,0/-2 21:23	0-0,1/-2 15:17	0-0,2/-1 14:17	0-0,2/-2 16:12	INJ	5/21 L 32:53
Feb 16	@ CAR	DND	0-0,0/0 16:32	0-0,2/-2 21:06	0-0,1/0 13:37	0-0,4/-2 21:40	INJ	3/27 L 60:00
Feb 19	Vs NSH	0-0,1/0 08:55	0-0,2/0 17:22	0-0,8/0 22:14	1-1,5/1 13:26	0-0,4/-2 22:21	INJ	4/46 L 58:19
Feb 21	Vs STL	DND	0-0,0/11:04:0	1-0(W),2/0 15:53	0-0,4/0 08:13	1-1,3/1 18:03	DNP	2/45 W 60:00
Feb 23	Vs CAR	0-0,0/0 07:42	0-0,0/0 22:05	INJ	0-0,3/-1 17:26	0-0,4/-1 20:24	2/30 L 59:19	DNP
Feb 24	@ CHI	DND	0-0,1/1 20:28	1-1,5/2 19:31	1-0(W),2/-2 11:47	0-1,4/2 21:07	DNP	3/47 W 60:00
Feb 26	@ VGK	0-0,0/0 13:30	0-0,1/0 19:58	0-1,0/-3 22:10	0-1,0/-2 12:41	0-0,4/-3 22:28	2/46 L 58:57	DNP
Feb 28	@ LAK	0-0,1/-1 13:19	0-0,0/1 18:19	0-1,4/1 25:00	0-0,1/0 14:48	1-0,6/0 24:41	DNP	3/30 W 63:19
Mar 2	@ STL	0-0,1/0 13:34	0-0,0/0 23:00	0-0,1/1 16:23	0-0,0/0 10:08	0-1,2/2 21:32	1/30 W 60:00	DNP
Mar 5	Vs NYR	0-0,0/0 14:14	0-0,1/0 15:16	DND	0-0,1/0 16:04	0-0,3/0 22:54	0/28 W 60:00	DNP
Mar 7	Vs COL	0-0,1/0 11:36	0-0,2/1 21:51	3-(W),5/3 16:09	0-1,1/1 09:04	0-1,3/2 18:03	0/31 W 60:00	DNP
Mar 9	Vs CHI	DND	0-0,0/0 19:48	0-1,3/1 22:33	0-0,0/-1 09:47	0-1,6/0 21:36	DNP	2/39 L 58:53
Mar 12	@ BUF	0-0,1/1 10:24	0-0,0/1 20:50	0-0,1/0 18:54	0-0,3/0 10:47	0-1,4/0 18:53	0/35 W 60:00	DNP
Mar 14	@ MIN	DND	0-1,0/1 19:01	1-0,3/2 18:48	0-0,0/0 09:29	0-2,2/2 19:15	0/7 W 26:33	1/15 33:27
Mar 15	Vs VGK	0-0,1/-1 08:56	INJ	0-0,8/1 22:16	0-0,2/-1 10:57	0-0,5/0 21:42	INJ	2/37 L 58:02
Mar 17	Vs VAN	0-1,4/0 13:38	0-1,1/0 20:42	0-1,4/1 23:06	0-0,2/0 07:49	0-0,7/0 23:19	INJ	2/27 O 65:00
Mar 19	Vs FLA	0-0,1/0 12:11	0-0,3/1 20:19	2-(W),5/3 21:04	DND	0-4,6/3 21:56	2/22 W 59:41	DNP
Mar 21	Vs COL	DND	0-0,0/0 19:07	0-0,4/-1 20:48	0-0,1/0 07:07	1-0,10/-1 20:15	2/31 L 58:48	DNP
Mar 23	Vs PIT	0-1,0/1 07:21	0-0,4/0 14:26	0-1,3/-1 21:45	DND	1-0,6/-1 23:23	DNP	3/30 L 58:30
Mar 25	@ WPG	0-1,0/1 10:14	0-0,1/1 18:13	0-2,3/1 20:23	DND	2-0(W),5/0 20:00	2/23 W 60:00	DNP
Mar 27	@ CGY	0-0,0/0 11:15	0-0,0/0 21:14	1-0,3/-1 18:53	0-0,3/0 08:36	0-1,4/-1 20:27	0/20 33:22	1/16 W 26:30
Mar 28	@ EDM	0-0,1/0 09:23	0-0,1/0 16:26	1-0,1/0 22:04	DND	0-1,1/1 22:07	INJ	2/42 W 64:54
Mar 30	@ VAN	0-0,0/0 08:24	0-0,0/-1 17:46	1-0,5/0 24:50	0-0,1/0 09:41	0-0,5/0 21:16	INJ	2/31 O 65:00
Apr 2	Vs PHI	DND	0-0,0/0 17:24	2-(W),4/1 19:38	0-0,3/0 11:25	0-2,1/1 18:39	INJ	2/34 W 59:51
Apr 5	@ CHI	INJ	DND	0-1,1/-1 15:04	0-0,3/-2 13:40	0-1,4/-2 16:26	INJ	6/32 L 60:00
Apr 6	Vs MIN	INJ	0-0,1/1 22:14	0-1,3/1 14:39	0-0,5/0 14:04	2-0(W),7/1 14:44	0/24 W 59:56	DND

2018-19 SEASON IN REVIEW // DALLAS STARS HOCKEY CLUB

DATE	OPP.	#41 BOW
Oct 4	Vs ARI	MIN
Oct 6	Vs WPG	MIN
Oct 9	Vs TOR	MIN
Oct 13	Vs ANA	MIN
Oct 15	@ OTT	MIN
Oct 16	@ NJD	MIN
Oct 19	Vs MIN	MIN
Oct 23	Vs LAK	MIN
Oct 25	Vs ANA	MIN
Oct 28	@ DET	MIN
Oct 30	@ MTL	MIN
Nov 1	@ TOR	MIN
Nov 3	@ WSH	MIN
Nov 5	@ BOS	MIN
Nov 6	@ CBJ	MIN
Nov 8	Vs SJS	MIN
Nov 10	Vs NSH	MIN
Nov 12	Vs CBJ	MIN
Nov 16	Vs BOS	MIN
Nov 18	@ NYI	MIN
Nov 19	@ NYR	MIN
Nov 21	@ PIT	0/14 31:08
Nov 23	Vs OTT	DNP
Nov 24	@ COL	DNP
Nov 27	@ EDM	DNP
Nov 28	@ CGY	DNP
Dec 1	@ VAN	MIN
Dec 3	Vs EDM	MIN
Dec 7	Vs SJS	MIN
Dec 9	@ VGK	MIN
Dec 12	@ ANA	MIN
Dec 13	@ SJS	MIN
Dec 15	@ COL	MIN
Dec 18	Vs CGY	MIN
Dec 20	Vs CHI	MIN
Dec 22	@ MIN	MIN
Dec 23	Vs NYI	MIN
Dec 27	@ NSH	MIN
Dec 29	Vs DET	MIN
Dec 31	Vs MTL	MIN
Jan 2	Vs NJD	MIN
Jan 4	Vs WSH	MIN
Jan 6	@ WPG	MIN
Jan 8	@ STL	MIN
Jan 10	@ PHI	MIN
Jan 12	Vs STL	MIN
Jan 15	Vs TBL	MIN
Jan 17	Vs LAK	MIN
Jan 19	Vs WPG	MIN
Jan 30	Vs BUF	MIN
Feb 1	Vs MIN	MIN
Feb 2	@ NSH	MIN
Feb 4	Vs ARI	MIN
Feb 7	@ NSH	DNP
Feb 9	@ ARI	DNP
Feb 12	@ FLA	DNP
Feb 14	@ TBL	1/5 27:07
Feb 16	@ CAR	DNP
Feb 19	Vs NSH	DNP
Feb 21	Vs STL	MIN
Feb 23	Vs CAR	MIN
Feb 24	@ CHI	MIN
Feb 26	@ VGK	MIN
Feb 28	@ LAK	MIN
Mar 2	@ STL	MIN
Mar 5	Vs NYR	MIN
Mar 7	Vs COL	MIN
Mar 9	Vs CHI	MIN
Mar 12	@ BUF	MIN
Mar 14	@ MIN	MIN
Mar 15	Vs VGK	DNP
Mar 17	Vs VAN	DNP
Mar 19	Vs FLA	MIN
Mar 21	Vs COL	MIN
Mar 23	Vs PIT	MIN
Mar 25	@ WPG	MIN
Mar 27	@ CGY	MIN
Mar 28	@ EDM	DNP
Mar 30	@ VAN	DNP
Apr 2	Vs PHI	DNP
Apr 5	@ CHI	DNP
Apr 6	Vs MIN	DNP



PERIOD-BY-PERIOD SUMMARIES

Date	Opp.	Scoring by Period					Shots by Period					Power Plays	Penalties/ Minutes	GW Goal	Goalie (Saves-Shots)	Attn.
		1	2	3	OT	F	1	2	3	OT	F					
10/4	vs. ARI	0	0	0	-	0	8	12	10	-	30	0/2	4-8		A. Raanta (22/25)	
W	DAL	0	3	0	-	3	10	10	5	-	25	0/2	4-8	D. Shore	B. Bishop (30/30)	\$18,532
10/6	vs. WPG	0	1	0	-	1	9	9	15	-	33	0/3	7-17		C. Hellebuyck (30/35)	
W	DAL	2	1	2	-	5	16	15	4	-	35	3/5	5-13	T. Sequin	B. Bishop (32/33)	18,131
10/9	vs. TOR	2	3	2	-	7	12	8	10	-	30	2/3	1-2	J. Tavares	F. Andersen (30/34)	
L	DAL	1	2	1	-	4	10	15	9	-	34	1/1	3-6		B. Bishop (23/29)	17,866
10/13	vs. ANA	2	1	0	-	3	10	4	11	-	25	1/2	3-6		J. GIBSON (40/44)/R. Miller (6/6)	
W	DAL	0	4	1	-	5	14	30	7	-	51	2/3	2-4	J. Klingberg	A. Khudobin (22/25)	\$18,532
10/15	@ OTT	0	1	3	-	4	9	7	8	-	24	0/2	4-8	B. Tkachuk	C. Anderson (37/38)	12,358
L	DAL	1	0	0	-	1	14	9	15	-	38	1/4	2-4		B. Bishop (20/23)	
10/16	@ NJ	1	2	0	-	3	12	11	11	-	34	1/6	5-13	K. Palmieri	K. Kincald (24/24)	12,808
L	DAL	0	0	0	-	0	7	10	7	-	24	0/3	8-19		A. Khudobin (31/34)	
10/19	vs. MIN	0	0	3	-	3	8	13	15	-	36	0/2	3-6	R. Suter	D. Dubnyk (33/34)	
L	DAL	0	0	1	-	1	6	24	4	-	34	0/3	2-4		B. Bishop (33/35)	18,346
10/23	vs. LA	0	2	0	-	2	9	12	12	-	33	0/2	3-6		J. Quick (19/23)	
W	DAL	1	2	1	-	4	8	13	2	-	23	1/3	3-6	J. Klingberg	B. Bishop (31/33)	17,354
10/25	vs. ANA	1	1	0	-	2	5	11	9	-	25	0/3	7-17		J. Gibson (36/41)	
W	DAL	2	3	0	-	5	12	19	10	-	41	0/3	7-17	M. Heiskanen	B. Bishop (23/25)	17,134
10/28	@ DET	0	1	3	-	4	7	7	9	-	23	0/3	1-2	J. Ericsson	J. Bernier (28/30)	19,515
L	DAL	1	0	1	-	2	11	10	9	-	30	0/1	3-6		B. Bishop (19/22)	
10/30	@ MTL	0	0	1	-	1	10	9	16	-	35	0/4	7-14		C. Price (18/21)	20,506
W	DAL	0	2	2	-	4	2	14	6	-	22	1/6	5-10	M. Heiskanen	B. Bishop (34/35)	
11/1	@ TOR	0	0	1	-	1	9	7	16	-	32	1/5	2-4		F. Andersen (17/19)	18,878
W	DAL	0	1	1	-	2	7	8	4	-	19	0/2	5-10	D. Shore	A. Khudobin (31/32)	
11/3	@ WSH	0	2	1	0	3	11	13	7	1	32	1/3	2-4		B. Holtby (33/37)	18,506
W*	DAL	2	1	0	1	4	11	9	10	7	37	0/2	3-6	J. Dickinson (OT)	B. Bishop (29/32)	
11/5	@ BOS	1	0	0	1	2	13	8	11	3	35	2/3	1-2	B. Marchand (OT)	T. Rask (24/25)	17,565
L*	DAL	1	0	0	0	1	4	9	19	2	25	0/1	3-6		A. Khudobin (33/35)	
11/6	@ CBJ	1	2	1	-	4	16	12	6	-	34	1/3	2-4	M. Nutivaara	S. Bobrovsky (27/28)	14,159
L	DAL	0	0	1	-	1	9	10	9	-	28	1/2	3-6		B. Bishop (30/33)	
11/8	vs. SJ	1	1	1	-	3	12	13	11	-	36	0/3	1-2	M. Jones (18/22)		
W	DAL	1	2	1	-	4	8	9	5	-	22	0/1	3-6	D. Shore	A. Khudobin (33/36)	18,137
11/10	vs. NSH	0	1	3	1	5	14	8	10	2	34	1/5	3-6	M. Ekholm (OT)	J. Saros (20/24)	
L*	DAL	1	2	1	0	4	4	8	9	3	24	1/3	5-10		B. Bishop (29/34)	\$18,532
11/12	vs. CBJ	0	1	1	-	2	10	10	8	-	28	1/3	6-15	P. Dubois	S. Bobrovsky (26/27)	
L	DAL	0	1	0	-	1	9	8	10	-	27	0/4	5-13		A. Khudobin (26/28)	17,543
11/16	vs. BOS	0	0	0	0	0	10	7	6	0	23	0/2	11-33		T. Rask (36/37)	
W*	DAL	0	0	0	1	1	10	13	8	3	37	0/4	8-19	J. Dickinson (OT)	B. Bishop (23/23)	\$18,532
11/18	@ NYI	1	0	1	-	2	13	15	11	-	39	0/2	2-6	T. GREISS (16/19)/R. Lehner (11/14)		10,650
W	DAL	0	4	2	-	6	13	11	9	-	33	0/3	2-4	E. Lindell	B. Bishop (37/39)	
11/19	@ NYR	0	1	1	-	2	4	9	10	-	23	0/2	4-8	F. Chytil	H. Lundqvist (16/17)	17,071
L	DAL	0	1	0	-	1	7	5	5	-	17	1/4	2-4		B. Bishop (12/13)/A. KHUDBIN (9/10)	
11/21	@ PIT	3	2	0	-	5	9	15	6	-	30	1/3	2-4	E. Malkin	C. DeSmith (18/19)	18,430
L	DAL	0	0	1	-	1	3	7	9	-	19	0/2	3-6		A. KHUDBIN (11/16)/L. Bow (14/14)	
11/23	vs. OTT	1	1	2	-	4	8	13	12	-	33	1/2	5-10		C. Anderson (48/53)	
W	DAL	1	2	3	-	6	19	24	11	-	54	0/3	4-8	B. Comeau	A. Khudobin (29/33)	\$18,532
11/24	@ COL	0	1	2	-	3	6	12	18	-	36	0/4	2-4	M. Rantanen	S. Varlamov (27/29)	18,010
L	DAL	0	0	2	-	2	6	8	15	-	29	0/2	4-8		A. Khudobin (33/36)	
11/27	@ EDM	0	0	0	1	1	13	13	3	2	31	0/2	2-4	O. Kiefborn (OT)	M. Koskinen (28/28)	18,347
L*	DAL	0	0	0	0	0	7	12	7	2	28	0/2	2-4		A. Khudobin (30/31)	
11/28	@ CGY	1	0	2	0	3	12	7	14	0	33	1/5	2-4		D. Rittich (24/28)	17,676
W*	DAL	1	1	1	1	4	10	11	6	1	28	1/2	5-10	T. Sequin (OT)	A. Khudobin (30/33)	
12/1	@ VAN	1	0	0	-	1	6	11	8	-	25	0/4	4-8		A. Nilsson (25/27)	17,387
W	DAL	0	0	2	-	2	6	11	10	-	27	0/3	5-10	A. Radulov	B. Bishop (24/25)	
12/3	vs. EDM	0	1	-	-	1	8	11	10	-	29	0/3	6-23		M. Koskinen (21/24)	
W	DAL	1	0	3	-	4	4	10	11	-	25	1/2	6-15	B. Ritchie	A. Khudobin (28/29)	18,125
12/7	vs. SJ	1	0	1	-	2	13	14	16	-	43	0/2	2-4		M. Jones (27/30)	
W	DAL	0	1	2	-	3	5	16	9	-	30	0/2	2-4	B. Ritchie	B. Bishop (41/43)	18,342
12/9	@ VGK	1	2	1	-	4	8	14	6	-	28	1/5	3-8	A. Tuch	M-A Fleury (22/24)	18,240
L	DAL	1	0	1	-	2	8	7	9	-	24	2/4	5-10		B. Bishop (24/27)	
12/12	@ ANA	1	1	4	-	6	15	7	14	-	36	0/1	3-6	B. Montour	J. Gibson (26/29)	16,810
L	DAL	0	3	0	-	3	5	13	11	-	29	2/3	1-2		B. Bishop (30/35)	
12/13	@ SJ	0	1	2	-	3	5	10	9	-	24	0/1	0-0	J. Thornton	M. Jones (20/22)	17,185
L	DAL	0	1	1	-	2	3	12	7	-	22	0/0	1-2		A. Khudobin (21/24)	
12/15	@ COL	3	1	2	-	6	20	8	9	-	37	3/7	3-6	G. Landeskog	S. Varlamov (38/42)	17,626
L	DAL	0	2	2	-	4	9	13	20	-	42	1/3	7-14		A. Khudobin (17/20)/B. BISHOP (14/16)	
12/18	vs. CGY	0	0	0	-	0	6	6	12	-	24	0/4	2-4		D. Rittich (26/28)	
W	DAL	1	1	0	-	2	14	12	2	-	28	0/2	4-8	J. Benn	B. BISHOP (21/21)/A. Khudobin (3/3)	18,127

PERIOD-BY-PERIOD SUMMARIES

Date	Opp.	Scoring by Period					Shots by Period					Power Plays	Penalties/ Minutes	GW Goal	Goalie (Saves-Shots)		Attn.
		1	2	3	OT	F	1	2	3	OT	F						
12/20	vs. CHI	2	1	2	-	5	12	6	11	-	29	1/1	1-2	P. Kane	C. Ward (26/28)		
L	DAL	0	1	1	-	2	14	10	4	-	28	0/1	1-2		B. Bishop (25/27)	\$18,532	
12/22	@ MIN	0	0	1	0	1	9	8	13	1	31	0/3	5-13		D. Dubnyk (25/27)	19,074	
W*	DAL	0	0	1	1	2	8	8	9	2	27	0/4	5-21	A. Radulov (OT)	B. Bishop (30/31)		
12/23	vs. NYI	0	1	2	-	3	9	9	10	-	28	1/3	3-6	A. Lee	R. Lehner (19/20)		
L	DAL	0	1	0	-	1	7	7	6	-	20	0/1	5-10		A. Khudobin (25/27)	18,031	
12/27	@ NSH	0	0	0	-	0	12	19	18	-	49	0/3	3-6		P. Rinne (28/30)	17,697	
W	DAL	1	1	0	-	2	13	6	11	-	30	0/2	3-6	T. Pitlick	A. Khudobin (49/49)		
12/29	vs. DET	0	0	1	-	1	7	9	18	-	34	1/4	2-4		J. Bernier (37/42)		
W	DAL	0	3	2	-	5	17	16	9	-	42	1/2	4-8	A. Radulov	B. Bishop (33/34)	\$18,532	
12/31	vs. MTL	1	0	1	1	3	16	10	11	1	38	0/2	2-4	J. Petry (OT)	A. Niemi (45/47)		
L*	DAL	0	2	0	0	2	11	24	12	0	47	1/2	2-4		B. Bishop (36/38)	\$18,532	
1/2	vs. NJ	1	3	0	-	4	2	12	20	-	34	1/4	3-9		M. Blackwood (35/40)		
W	DAL	1	3	1	-	5	16	14	10	-	40	1/3	6-12	M. Heiskanen	B. Bishop (30/34)	18,133	
1/4	vs. WSH	0	1	0	-	1	5	15	14	3	37	0/3	4-8		P. Copley (27/29)		
W*	DAL	1	0	0	1	2	15	8	2	4	29	1/3	4-8	T. Seguin (OT)	A. Khudobin (36/37)	\$18,532	
1/6	@ WPG	0	2	3	-	5	13	5	12	-	30	1/3	3-6	T. Myers	C. Hellebuyck (26/27)	15,321	
L	DAL	0	1	0	-	1	9	14	4	-	27	1/3	3-6		B. Bishop (25/29)		
1/8	@ STL	0	1	0	-	1	4	11	12	-	27	0/2	2-4		J. Allen (14/17)	17,037	
W	DAL	1	2	0	-	3	6	9	2	-	17	1/2	2-4	J. Klingberg	B. Bishop (26/27)		
1/10	@ PHI	0	2	0	-	2	6	6	10	-	22	0/2	3-6	J. van Riemsdyk	C. Hart (37/38)	19,448	
L	DAL	0	0	1	-	1	7	13	18	-	38	0/2	3-6		A. Khudobin (20/22)		
1/12	vs. STL	2	0	1	-	3	10	7	11	-	28	1/2	1-2	P. Maroon	J. Binnington (21/22)		
L	DAL	0	0	1	-	1	10	8	4	-	22	0/1	2-4		B. Bishop (25/28)	18,124	
1/15	vs. TB	1	0	1	-	2	13	3	5	-	21	0/3	7-14	O. Palat	S. Vasilevskiy (35/35)		
L	DAL	0	0	0	-	0	13	13	9	-	35	0/6	4-8		A. Khudobin (19/21)	18,021	
1/17	vs. LA	1	1	0	-	2	7	9	3	-	19	1/1	2-4	C. Hagelin	J. Campbell (29/30)		
L	DAL	0	0	1	-	1	6	5	19	-	30	0/2	1-2		B. Bishop (17/19)	18,045	
1/19	vs. WPG	0	0	2	-	2	4	8	17	-	29	0/6	8-19		C. Hellebuyck (35/39)		
W	DAL	1	2	1	-	4	11	17	11	-	39	2/7	7-17	R. Fiksa	B. Bishop (27/29)	\$18,532	
1/30	vs. BUF	0	0	0	-	0	10	6	14	-	30	0/1	1-2		L. Ullmark (26/27)		
W	DAL	1	0	0	-	1	9	11	7	-	27	0/1	1-2	J. Benn	B. Bishop (30/30)	17,986	
2/1	vs. MIN	0	1	0	-	1	5	7	10	-	22	1/2	1-2		D. Dubnyk (29/31)		
W	DAL	0	1	2	-	3	11	14	7	-	32	0/1	1-4	T. Seguin	B. Bishop (21/22)	18,124	
2/2	@ NSH	1	0	0	-	1	13	11	15	-	39	0/4	3-9		P. Rinne (23/26)	17,722	
W	DAL	1	0	2	-	3	4	11	11	-	26	0/2	5-13	B. Comeau	A. Khudobin (38/39)		
2/4	vs. ARI	1	1	2	-	4	14	13	15	-	42	0/4	5-10		D. Kuemper (24/29)		
W	DAL	0	1	4	-	5	10	9	10	-	29	3/4	6-23	T. Seguin	B. Bishop (38/42)	17,996	
2/7	@ NSH	1	0	1	1	3	9	6	8	1	24	0/1	3-6	R. Johansen (OT)	J. Saros (27/29)	17,174	
L*	DAL	0	0	2	0	2	8	9	12	0	29	0/2	2-4		A. Khudobin (21/24)		
2/9	@ ARI	1	1	1	-	3	18	11	10	-	39	2/3	3-6	A. Galchenyuk	D. Kuemper (33/35)	13,418	
L	DAL	0	0	2	-	2	15	10	10	-	35	0/3	3-6		A. Khudobin (36/39)		
2/12	@ FLA	0	0	0	-	0	8	12	10	-	30	0/4	2-4		R. Luongo (16/18)	9,472	
W	DAL	1	1	1	-	3	7	5	7	-	19	0/2	4-8	T. Seguin	A. Khudobin (30/30)		
2/14	@ TB	4	2	0	-	6	10	14	2	-	26	2/5	3-6	S. Stamkos	S. Vasilevskiy (32/32)	19,092	
L	DAL	0	0	0	-	0	13	12	7	-	32	0/2	6-12		A. KHUDBIN (16/21)/L. Bow (4/5)		
2/16	@ CAR	2	0	1	-	3	8	4	15	-	27	1/1	2-4	J. Williams	P. Mrazek (33/33)	14,396	
L	DAL	0	0	0	-	0	15	11	7	-	33	0/2	1-2		A. Khudobin (24/27)		
2/19	vs. NSH	1	2	2	-	5	15	19	13	-	47	0/2	3-6	R. Josi	P. Rinne (36/39)		
L	DAL	0	3	0	-	3	13	13	13	-	39	1/2	3-6		A. Khudobin (42/46)	17,985	
2/21	vs. STL	0	2	0	-	2	12	18	15	-	45	1/4	5-13		J. Binnington (20/24)		
W	DAL	0	4	1	-	5	8	8	9	-	25	0/4	5-13	A. Radulov	A. Khudobin (43/45)	17,945	
2/23	vs. CAR	1	1	1	-	3	6	14	11	-	31	1/3	3-6	L. Wallmark	C. McElhinney (24/24)		
L	DAL	0	0	0	-	0	4	6	14	-	24	0/3	3-6		B. Bishop (28/30)	\$18,532	
2/24	@ CHI	0	2	1	-	3	13	20	14	-	47	1/5	3-9		C. Ward (25/29)	21,474	
W	DAL	2	1	1	-	4	12	14	3	-	29	1/2	5-15	J. Spezza	A. Khudobin (44/47)		
2/26	@ VGK	0	1	3	-	4	14	13	21	-	48	1/3	3-6	M. Pacioretty	M-A Fleury (23/24)	18,261	
L	DAL	1	0	0	-	1	14	9	1	-	24	1/2	4-8		B. Bishop (44/46)		
2/28	@ LA	2	1	0	0	3	8	13	7	2	30	1/3	4-8		J. Quick (29/33)	18,230	
W*	DAL	1	1	1	1	4	10	5	13	5	33	0/4	3-6	R. Hintz (OT)	A. Khudobin (27/30)		
3/2	@ STL	0	1	0	-	1	12	8	10	-	30	0/3	1-2		J. Binnington (17/20)	18,166	
W	DAL	2	1	1	-	4	7	10	4	-	21	1/1	3-6	J. Klingberg	B. Bishop (29/30)		
3/5	vs. NYR	0	0	0	-	0	11	9	8	-	28	0/4	9-37		A. Georigiev (31/32)		
W	DAL	0	1	0	-	1	11	10	11	-	32	0/5	6-12	J. Klingberg	B. Bishop (28/28)	17,974	
3/7	vs. COL	0	0	0	-	0	13	10	8	-	31	0/2	1-2		S. Varlamov (26/29)		
W	DAL	1	1	2	-	4	11	10	12	-	33	0/1	2-4	A. Radulov	B. Bishop (31/31)	18,011	
3/9	vs. CHI	2	0	0	-	2	14	15	10	-	39	0/3	0-0	A. Debrincat	C. Crawford (26/27)		
L	DAL	1	0	0	-	1	11	11	5	-	27	0/0	3-6		A. Khudobin (37/39)	\$18,532	
3/12	@ BUF	0	0	0	-	0	13	11	11	-	35	0/3	3-6		L. Ullmark (25/27)	17,830	
W	DAL	0	2	0	-	2	10	10	7	-	27	1/3	3-6	R. Hintz	B. Bishop (35/35)		
3/14	@ MIN	0	1	0	-	1	7	5	10	-	22	1/1	1-2		D. Dubnyk (77/77)	18,919	
W	DAL	0	3	1	-	4	9	11	11	-	31	0/1	1-2	R. Hintz	B. BISHOP (177/177)	A. Khudobin (14/15)	

PERIOD-BY-PERIOD SUMMARIES

Date	Opp.	Scoring by Period				Shots by Period				Power Plays	Penalties/ Minutes	GW Goal	Goalie (Saves-Shots)	Attn.
		1	2	3	OT	F	1	2	3	OT	F			
3/15	vs. VGK	1	0	1	-	2	15	11	11	-	37	0/2	5-10 R. Reaves	
L	DAL	1	0	0	-	1	11	14	16	-	41	0/5	2-4 A. Khudobin (35/37)	\$18,532
3/17	vs. VAN	2	0	0	1	3	10	11	3	3	27	0/2	2-4 J. Leivo (SO)	J. Markstrom (44/46)
L**	DAL	0	1	1	0	2	15	12	14	5	46	0/2	2-4 A. Khudobin (25/27)	18,125
3/19	vs. FLA	1	1	0	-	2	9	7	6	-	22	1/3	3-6 S. Montembeault (33/36)	
W	DAL	1	1	2	-	4	8	15	13	-	36	1/3	3-6 A. Radulov	B. Bishop (20/22)
3/21	vs. COL	0	1	2	-	3	13	8	11	-	32	0/3	2-4 T. Barrie	P. Grubauer (44/45)
L	DAL	0	0	1	-	1	9	12	24	-	45	0/2	3-6 B. Bishop (29/31)	17,543
3/23	vs. PIT	1	1	1	-	3	12	9	9	0	30	1/1	3-6 J. McCann	M. Murray (29/31)
L	DAL	0	2	0	-	2	10	6	15	-	31	0/3	1-2 A. Khudobin (27/30)	\$18,532
3/25	@ WPG	0	0	2	-	2	8	11	4	-	23	1/2	4-8 C. Hellebuyck (32/36)	15,321
W	DAL	0	3	2	-	5	12	17	8	-	37	2/4	2-4 T. Seguin	B. Bishop (21/23)
3/27	@ CGY	0	0	1	-	1	12	10	14	-	36	0/2	2-4 D. Rittich (21/23)	18,881
W	DAL	1	0	1	-	2	9	10	4	-	23	2/2	2-4 M. Heiskanen	B. Bishop (20/20)/A. KHUDBOIN (15/16)
3/28	@ EDM	1	1	0	0	2	15	16	8	3	42	0/1	3-6 M. Koskinen (20/22)	18,347
W**	DAL	0	1	1	1	3	6	6	8	2	22	1/2	2-4 J. Benn (SO)	A. Khudobin (40/42)
3/30	@ VAN	2	0	0	1	3	12	10	8	1	31	0/4	3-6 M. Ganlund (SO)	J. Markstrom (38/40)
L**	DAL	0	0	2	0	2	12	12	13	3	40	0/3	4-8 A. Khudobin (29/31)	
4/2	vs. PHI	0	2	0	-	2	9	15	10	-	34	1/4	6-12 C. Talbot (25/30)	
W	DAL	2	2	2	-	6	5	8	17	-	30	2/6	4-8 A. Radulov	A. Khudobin (32/34)
4/5	@ CHI	1	3	2	-	6	9	14	9	-	32	0/3	1-2 D. Kahun	C. Crawford (9/9)/C. WARD (25/26)
L	DAL	0	0	1	-	1	6	14	15	-	35	1/1	3-6 A. Khudobin (26/32)	21,626
4/6	vs. MIN	0	0	0	-	0	7	5	12	-	24	0/2	5-13 A. Stalock (41/44)	
W	DAL	0	0	3	-	3	14	20	10	-	44	1/3	4-11 T. Seguin	B. Bishop (24/24)

FRANCHISE RECORDS SET IN 2018-19

TEAM STREAKS

CONSECUTIVE SO GAMES PLAYED IN
Dallas Road: 2, many times, last: March 28 – 30, 2019

CONSECUTIVE GAMES WITH A PENALTY SHOT AGAINST
Dallas Overall: 2, March 15 - 17, 2019 (2 saves)
Home: 2, March 15 - 17, 2019 (2 saves)

TEAM RECORDS - GAME

GOALS FOR
Overall Fewest: 0 (212X), last: Feb. 23, 2018 vs. CAR (L, 0-3)
Home Fewest: 0 (82X), last: Feb. 23, 2019 vs. CAR (L, 0-3)
Road Fewest: 0 (132X), last: Feb. 16, 2019 @ CAR (L, 0-3)

GOALS AGAINST
Overall Fewest: 0 (212X), last: April 6, 2019 vs. MIN (W, 3-0)
Home Fewest: 0 (133X), last: April 6, 2019 vs. MIN (W, 3-0)
Road Fewest: 0 (79X), last: March 12, 2019 vs. BUF (W, 2-0)

GOALS FOR IN A WIN
Overall Fewest: 1 (29X), last: March 5, 2019 vs. NYR (W, 1-0)
Fewest: 1 (16X), last: March 5, 2019 vs. NYR (W, 1-0)

MOST PENALTY SHOTS
Overall: 1, many times, last: Nov. 3, 2018 @ WSH (T. Seguin, No Goal)
Road: 1, many times, last: Nov. 3, 2018 @ WSH (T. Seguin, No Goal)

MOST PENALTY SHOTS AGAINST
Overall: 1, many times, last: March 17, 2019 vs. VAN (E. Pettersson, No Goal)
Home: 1, many times, last: March 17, 2019 vs. VAN (E. Pettersson, No Goal)
Road: 1, many times, last: Oct. 30, 2018 @ MTL (A. Lehtonen, No Goal)

MOST PENALTY SHOTS, COMBINED
Overall: 1, many times, last: March 17, 2019 vs. VAN (E. Pettersson, No Goal)
Home: 1, many times, last: March 17, 2019 vs. VAN (E. Pettersson, No Goal)
Road: 1, many times, last: Oct. 30, 2018 @ MTL (A. Lehtonen, No Goal)

PLAYER RECORDS - GAME

MOST SHORTHANDED GOALS
Home: 1, many times, last: Esa Lindell, Dec. 3, 2018 vs. EDM (W, 4-1)
MOST SHORTHANDED GOALS, DEFENSEMAN
Dallas Overall: 1, many times, last: Esa Lindell, Dec. 15, 2018 at COL (L, 4-6)
Dallas Home: 1, many times, last: Esa Lindell, Dec. 3, 2018 vs. EDM (W, 4-1)
Dallas Road: 1, many times, last: Esa Lindell, Dec. 15, 2018 at COL (L, 4-6)

MOST SHOTS, ROOKIE
Overall: 9, Miro Heiskanen, Jan. 2, 2019 vs. New Jersey (W, 5-4)
Home: 9, Miro Heiskanen, Jan. 2, 2019 vs. New Jersey (W, 5-4)

PLAYER RECORDS - PERIOD

MOST SHORTHANDED GOALS
Home: 1, many times, last: Esa Lindell, Dec. 3, 2018 vs. EDM (W, 4-1), 3rd period

MOST POINTS, OPPONENT
Overall: 4, many times, last: Brandon Montour, @ Anaheim, Dec. 12, 2018 (3rd)
Road: 4, many times, last: Brandon Montour, @ Anaheim, Dec. 12, 2018 (3rd)

GOALTENDER RECORDS - PERIOD

MOST SAVES, OPPONENT
Overall: 26, John Gibson, Anaheim, Oct. 13, 2018 (2nd)
Home: 26, John Gibson, Anaheim, Oct. 13, 2018 (2nd)

DALLAS ONLY RECORDS SET IN 2018-19

TEAM STREAKS

CONSECUTIVE SHOOTOUT GAMES PLAYED IN

Dallas Road: 2, many times, last: March 28 - 30, 2019

CONSECUTIVE GAMES WITH A PENALTY SHOT AGAINST

Dallas Overall: 2, March 15 - 17, 2019 (2 saves)

Home: 2, March 15 - 17, 2019 (2 saves)

TEAM RECORDS - GAME

MOST PENALTY SHOTS

Overall: 1, many times, last: Nov. 3, 2018 @ WSH (T. Seguin, No Goal)

Road: 1, many times, last: Nov. 3, 2018 @ WSH (T. Seguin, No Goal)

MOST PENALTY SHOTS AGAINST

Dallas Overall: 1, many times, last: March 17 vs. VAN (E. Pettersson, No Goal)

Dallas Home: 1, many times, last: March 17 vs. VAN (E. Pettersson, No Goal)

Dallas Road: 1, many times, last: Oct. 30, 2018 @ MTL (A. Lehtonen, No Goal)

MOST PENALTY SHOTS, COMBINED

Dallas Overall: 1, many times, last: March 17 vs. VAN (E. Pettersson, No Goal)

Dallas Home: 1, many times, last: March 17 vs. VAN (E. Pettersson, No Goal)

Dallas Road: 1, many times, last: Oct. 30, 2018 @ MTL (A. Lehtonen, No Goal)

SAVES FOR

Dallas Overall: 49 (2X), Dec. 27, 2018, DAL 2 @ NSH 0

Dallas Road: 49 (2X), Dec. 27, 2018, DAL 2 @ NSH 0

TEAM RECORDS - PERIOD

SHOTS-ON-GOAL, BOTH TEAMS

Dallas Overall: 37 (3X), last: Nov. 23, 2018 vs. Ottawa, 2nd pd [24 SOG for DAL, 13 for OTT] (W, 6-4)

Dallas Home: 37 (2X), last: Nov. 23, 2018 vs. Ottawa, 2nd pd [24 SOG for DAL, 13 for OTT] (W, 6-4)

LARGEST SHOT ADVANTAGE

Dallas Overall: +26, Oct. 13, 2018 vs. Anaheim, 2nd pd [30 SOG for DAL, 4 for ANA] (W, 5-3)

Dallas Home: +26, Oct. 13, 2018 vs. Anaheim, 2nd pd [30 SOG for DAL, 4 for ANA] (W, 5-3)

MOST SAVES AGAINST

Dallas Home: 26, Oct. 13, 2018 vs. ANA (W, 5-4) 2nd pd

Dallas Home: 26, Oct. 13, 2018 vs. ANA (W, 5-4) 2nd pd

TOTAL SAVES, COMBINED

Dallas Overall: 34 (4X), last: Nov. 23, 2018 vs. Ottawa, 2nd pd [12 saves for DAL, 22 for OTT] (6-3 DAL)

Dallas Home: 34 (3X), last: Nov. 23, 2018 vs. Ottawa, 2nd pd [12 saves for DAL, 22 for OTT] (6-3 DAL)

PLAYER RECORDS - SEASON

MOST GAMES PLAYED

Dallas Home: 41, many times, last: Esa Lindell, Miro Heiskanen, Tyler Seguin in 2018-19

Dallas Road: 41, many times, last: Radek Faksa, Miro Heiskanen, Mattias Janmark, Esa Lindell, Tyler Seguin in 2018 -19

PLAYER RECORDS - GAME

MOST SHORTHANDED GOALS

Dallas Overall: 1, many times, last: Esa Lindell, Dec. 15, 2018 at COL (L, 4-6)

Dallas Home: 1, many times, last: Esa Lindell, Dec. 3, 2018 vs. EDM (W, 4-1)

Dallas Road: 1, many times, last: Esa Lindell, Dec. 15, 2018 at COL (L, 4-6)

MOST SHORTHANDED GOALS BY A DEFENSEMAN

Dallas Overall: 1, many times, last: Esa Lindell, Dec. 15, 2018 at COL (L, 4-6)

Dallas Home: 1, many times, last: Esa Lindell, Dec. 3, 2018 vs. EDM (W, 4-1)

Dallas Road: 1, many times, last: Esa Lindell, Dec. 15, 2018 at COL (L, 4-6)

MOST PENALTY MINUTES BY A DEFENSEMAN

Dallas Road: 19 (3X), last: Roman Polak, Dec. 22, 2018 @ Minnesota (W, 2-1)

MOST POWER PLAY GOALS BY A ROOKIE

Dallas Road: 1, many times, last: Miro Heiskanen, March 27, 2019 @ Calgary (W, 2-1)

MOST SHOTS, GOAL BY A ROOKIE

Dallas Overall: 9, Miro Heiskanen, Jan. 2, 2019 vs. New Jersey (W, 5-4)

Dallas Home: 9, Miro Heiskanen, Jan. 2, 2019 vs. New Jersey (W, 5-4)

MOST GOALS BY AN OPPONENT

Dallas Road: 3 (23X), last: Ondrej Kase, Dec. 12, 2018 @ Anaheim (L, 3-6)

MOST ASSISTS BY AN OPPONENT

Dallas Overall: 4 (12X), last: Morgan Rielly, Oct. 9, 2018 vs. Toronto

Dallas Home: 4 (5X), last: Morgan Rielly, Oct. 9, 2018 vs. Toronto

GOALTENDER

MOST SAVES

Dallas Overall: 49 (2X), last: Anton Khudobin, Dec. 27, 2018 @ NSH (W, 2-0)

Dallas Road: 49 (2X), last: Anton Khudobin, Dec. 27, 2018 @ NSH (W, 2-0)

PLAYER RECORDS - PERIOD

MOST SHORTHANDED GOALS

Dallas Overall: 1, many times, last: Esa Lindell, Dec. 15, 2018 at COL (L, 4-6), 2nd period

Dallas Home: 1, many times, last: Esa Lindell, Dec. 3, 2018 vs. EDM (W, 4-1), 3rd period

Dallas Road: 1, many times, last: Esa Lindell, Dec. 15, 2018 at COL (L, 4-6), 2nd period

MOST SHOTS, GOAL

Dallas Overall: 7 (4X), last: Tyler Seguin, March 21, 2019 vs. Colorado (3rd)

Dallas Home: 7 (3X), last: Tyler Seguin, March 21, 2019 vs. Colorado (3rd)

MOST ASSISTS BY AN OPPONENT

Dallas Overall: 3, many times, last: Nikita Kucherov, Feb. 14, 2019 @ TBL (L, 0-6), 1st pd

Dallas Road: 3, many times, last: Nikita Kucherov, Feb. 14, 2019 @ TBL (L, 0-6), 1st pd

MOST POINTS BY AN OPPONENT

Dallas Road: 4, Brandon Montour, @ Anaheim, Dec. 12, 2018 (3rd)

Dallas Road: 4, Brandon Montour, @ Anaheim, Dec. 12, 2018 (3rd)

GOALTENDER RECORDS - PERIOD

MOST SAVES BY AN OPPONENT

Dallas Overall: 26, John Gibson, Anaheim, Oct. 13, 2018 (2nd)

Dallas Home: 26, John Gibson, Anaheim, Oct. 13, 2018 (2nd)

SEASON HIGHS AND LOWS

GOALS	DATE
Most, Game	6 (3x), last: 4/2/19 vs. Philadelphia (6-2 W)
Fewest, Game	0 (6x), last: 2/23/19 vs. Carolina (0-3 L)
Most Allowed	7, 10/9/18 vs. Toronto (4-7 L)
Fewest Allowed	0 (10x), last: 4/6/19 vs. Minnesota (3-0 W)
Most, Period	4 (4x), last: 2/21/19 vs. St. Louis (5-2 W), 2nd Pd.
Most Allowed, Period	4 (2x), last: 2/14/19 at Tampa Bay (0-6 L), 1st Pd.

SHOTS	DATE
Most, Game	54, 11/23/18 vs. Ottawa (6-4 W)
Fewest, Game	17 (2x), last: 1/8/19 at St. Louis (3-1 W)
Most Faced, Game	49, 12/27/18 at Nashville (2-0 W)
Fewest Faced, Game	19, 1/17/19 vs. Los Angeles (1-2 L)
Most, Period	30, 10/13/18 vs. Anaheim (5-3 W), 2nd Pd.
Fewest, Period	1, 2/26/19 at Vegas (1-4 L), 3rd Pd.
Most Faced, Period	19 (2x), last: 2/19/19 vs. Nashville (3-5 L), 2nd Pd.
Fewest Faced, Period	2 (2x), last: 2/14/19 at Tampa Bay (0-6 L), 3rd Pd.

SPECIAL TEAMS	DATE
Most PPG, Game	3 (2x), last: 2/4/19 vs. Arizona (5-4 W)
Most PPG Allowed, Game	3, 12/15/18 vs. Colorado (4-6 L)
Most SHG, Game	1 (4x), last: 12/15/18 vs. Colorado (4-6 L)
Most SHG Allowed, Game	1(2x), last: 3/23/19 vs. Pittsburgh (2-3 L)
Most Penalties For, Game	8 (2x), last: 11/16/18 vs. Boston (1-0 W)
Most Penalties by Opp., Game	11, 11/16/18 vs. Boston (1-0 W)
Fewest Penalties For, Game	1 (7x), last: 3/23/19 vs. Pittsburgh (2-3 L)
Fewest Penalties by Opp., Game	0 (2x), last: 3/9/19 vs. Chicago (1-2 L)
Most PIM, Game	23, 2/4/19 vs. Arizona (5-4 W)
Fewest PIM, Game	2 (7x), last: 3/23/19 vs. Pittsburgh (2-3 L)

RTSS STATS	DATE
Hits, Game	43, 11/21/18 at Pittsburgh (1-5 L)
Blocked Shots, Game	28, 3/9/19 vs. Chicago (1-2 L)
Takeaways, Game	16, 1/19/19 vs. Winnipeg (4-2 W)

OVERALL STREAKS	DATE
Longest Winning	5 games (2x), last: 1/19/19 - 2/4/19 (5-0-0)
Longest Unbeaten	5 games (2x), last: 1/19/19 - 2/4/19 (5-0-0)
Most Games Recording a Point	6 games (2x), last: 1/19/19 - 2/7/19 (5-0-1)
Longest Losing in Regulation	4 games (2x), last: 1/10/19 - 1/17/19 (0-4-0)
Longest Winless	4 games (2x), last: 1/10/19 - 1/17/19 (0-4-0)

STARS INDIVIDUAL	DATE
Most Points, Game	4 (4x), last: A. Radulov, 4/2/19 vs. Philadelphia (6-2 W)
Most Goals, Game	3 (2x), last: A. Radulov, 3/7/19 vs. Colorado (4-0 W)
Most Assists, Game	4, T. Seguin, 3/19/19 vs. Florida (4-2 W)
Most Saves, Game	49, A. Khudobin, 12/27/18 at Nashville (2-0 W)
Most Shots, Game	10, T. Seguin, 3/21/19 vs. Colorado (1-3 L)
Most Hits, Game	10, B. Ritchie, 11/21/18 at Pittsburgh (1-5 L)
Most Blocked Shots, Game	6 (6x), last: A. Cogliano, 2/23/19 vs. Carolina (0-3 L)
Most Takeaways, Game	5, M. Heiskanen, 12/13/18 at San Jose (2-3 L)
Most PIM, Game	19, R. Polak, 12/22/18 at Minnesota (2-1 W*)

OPPONENTS INDIVIDUAL	DATE
Most Points, Game	4 (5x), last: N. Kucherov, 2/14/19 at Tampa Bay (0-6 L)
Most Goals, Game	3, O. Kase, 12/12/18 at Anaheim (3-6 L)
Most Assists, Game	4, M. Rielly, 10/9/18 vs. Toronto (4-7 L)
Most Saves, Game	48, C. Anderson, 11/23/18 vs. Ottawa (6-4 W)

STATISTICAL BREAKDOWN

OVERALL RECORD:	43-32-7
HOME RECORD:	24-14-3
ROAD RECORD:	19-18-4
LAST 5 GAMES:	3-1-1
LAST 10 GAMES:	6-3-1
1-GOAL GAMES:	17-10-7
2-GOAL GAMES:	11-9
3-GOAL GAMES:	15-13
SCORING FIRST:	32-9-2
OPPONENT SCORING FIRST:	11-23-5
LEADING AFTER 1 PERIOD:	17-3-1
TRAILING AFTER 1 PERIOD:	7-18-4
TIED AFTER 1 PERIOD:	19-11-2
LEADING AFTER 2 PERIODS:	30-1-2
TRAILING AFTER 2 PERIODS:	4-20-3
TIED AFTER 2 PERIODS:	9-11-2
OT/SO RECORD-THIS SEASON:	7-7
SHOOTOUT RECORD-THIS SEASON:	1-2

GOALS BY PERIOD

	1	2	3	OT	T	AVG
Dallas Stars:	39	86	78	6	209	2.55 avg. (T-28th NHL)
Opponents:	55	66	74	5	200	2.44 avg. (2nd NHL)

SHOTS BY PERIOD

	1	2	3	OT	T	AVG
Dallas Stars:	783	937	757	42	2519	30.7 avg. (21st NHL)
Opponents:	833	849	886	23	2591	31.6 avg. (16th NHL)

SITUATIONAL GOALS FOR AND AGAINST

	FOR	AGAINST
6 on 5:	2	15
6 on 4:	0	1
6 on 3:	0	0
5 on 5:	136	134
5 on 4:	41	1
5 on 3:	3	0
4 on 4:	5	4
4 on 3:	1	0
3 on 3:	6	3
3 on 4:	0	0
3 on 5:	0	2
4 on 5:	3	35
4 on 6:	1	3
5 on 6:	11	2
Empty Net:	12	17
Penalty Shots:	0	0
Total:	209	200

OUTSHOOTING OPPONENT:	19-13-4
OUTSHOT BY OPPONENT:	24-19-3
EVEN SHOTS:	0-0-0
VS. WESTERN CONFERENCE:	28-17-5
VS. CENTRAL:	14-10-2
VS. PACIFIC:	14-7-3
VS. EASTERN CONFERENCE:	15-15-2
VS. ATLANTIC:	9-5-2
VS. PACIFIC:	6-10-0

MONTH BY MONTH RECORD

	W-L-OT	PTS
October:	6-5-0	12
November:	7-5-3	17
December:	7-6-1	15
January:	5-5-0	10
February:	7-6-1	15
March:	9-4-2	20
April:	2-1-0	4
TOTALS	43-32-7	93

POWER PLAY

	G/ATT	PERCENTAGE
Overall:	45/214	21.0 (11th NHL)
Home:	23/114	20.2 (14th NHL)
Road:	22/100	22.0 (7th NHL)

2 Shorthanded Goals Allowed (T-2nd NHL)

PENALTY KILLING

	G/ATT	PERCENTAGE
Overall:	41/238	82.8 (5th NHL)
Home:	18/112	83.9 (7th NHL)
Road:	23/126	81.8 (11th NHL)

4 Shorthanded Goals Scored (T-26th NHL)

PENALTIES

GP	MIN	AVG (RANK)
82	631	7.7 (9th least NHL)

SUMMARY OF BACK-TO-BACKS

DATE	OPPONENT	RESULT	SCORE
Oct. 15	at OTT	L	1-4
Nov. 5	at BOS	O*	1-2
Nov. 18	at NYI	W	6-2
Nov. 23	vs. OTT	W	6-4
Nov. 27	at EDM	O*	0-1
Dec. 12	at ANA	L	3-6
Dec. 22	at MIN	W*	2-1
Feb. 1	vs. MIN	W	3-1
Feb. 23	vs. CAR	L	0-3
March 14	at MIN	W	4-1
March 27	at CGY	W	2-1
April 5	at CHI	L	1-6

DATE	OPPONENT	RESULT	SCORE
Oct. 16	at NJD	L	0-3
Nov. 6	at CBJ	L	1-4
Nov. 19	at NYR	L	1-2
Nov. 24	at COL	L	2-3
Nov. 28	at CGY	W	4-3
Dec. 13	at SJS	L	2-3
Dec. 23	vs. NYI	L	1-3
Feb. 2	at NSH	W	3-1
Feb. 24	at CHI	W	4-3
March 15	vs. VGK	L	1-2
March 28	at EDM	W**	3-2
April 6	vs. MIN	W	3-0

HAT TRICKS, PENALTY SHOTS & SHUTOUTS

HAT TRICKS FOR

DATE	PLAYER	SCORE	GOALTENDER(S)
March 2, 2019	Jamie Benn	DAL 4 @ STL 1	Jordan Binnington
March 7, 2019	Alexander Radulov	DAL 4 vs. COL 0	S. Varlamov (2)-1 ENG

HAT TRICKS AGAINST

DATE	PLAYER	SCORE	GOALTENDER(S)
December 12, 2018	Ondrej Kase	DAL 3 @ ANA 6	Ben Bishop

PENALTY SHOTS FOR

DATE	PLAYER	SCORE	GOALTENDER	RESULT
November 3, 2018	Tyler Seguin	DAL 4 @ WSH 3	Braden Holtby	No Goal

PENALTY SHOTS AGAINST

DATE	PLAYER	SCORE	GOALTENDER	RESULT
October 30, 2018	Artturi Lehkonen	DAL 4 @ MTL 1	Ben Bishop	No Goal
March 15, 2019	William Karlsson	DAL 1 vs. VGK 2	Anton Khudobin	No Goal
March 17, 2019	Elias Pettersson	DAL 2 vs. VAN 3	Anton Khudobin	No Goal

SHUTOUT WINS

DATE	SCORE	GOALTENDER
October 4, 2018	DAL 3 vs. ARI 0	Ben Bishop (30 saves)
November 16, 2018	DAL 1 vs. BOS 0	Ben Bishop (23 saves)
December 18, 2019	DAL 2 vs. CGY 0	Bishop (W-21 saves) & Khudobin (3 saves)**
December 27, 2018	DAL 2 @ NSH 0	Anton Khudobin (49 saves)
January 30, 2019	DAL 1 vs. BUF 0	Ben Bishop (30 saves)
February 12, 2019	DAL 3 @ FLA 0	Anton Khudobin (30 saves)
March 5, 2019	DAL 1 vs. NYR 0	Ben Bishop (28 saves)
March 7, 2019	DAL 4 vs. COL 0	Ben Bishop (31 saves)
March 12, 2019	DAL 2 @ BUF 0	Ben Bishop (35 saves)
April 6, 2019	DAL 3 vs. MIN 0	Ben Bishop (24 saves)

**Denotes first combined shutout in Stars franchise history

SHUTOUT LOSSES

DATE	SCORE	GOALTENDER
October 16, 2018	DAL 0 @ NJD 3	Keith Kinkaid (24 saves)
November 27, 2018	DAL 0 @ EDM 1*	Mikko Koskinen (28 saves)
January 15, 2019	DAL 0 vs. TBL 2	Andrei Vasilevskiy (35 saves)
February 14, 2019	DAL 0 @ TBL 6	Andrei Vasilevskiy (32 saves)
February 16, 2019	DAL 0 @ CAR 3	Petr Mrazek (33 saves)
February 23, 2019	DAL 0 vs. CAR 3	Curtis McElhinney (24 saves)

MAN-GAMES LOST

NAME	# OF GMS	INJURY	DATES
John Klingberg	18	Upper Body	Nov. 10 - Dec. 18
Connor Carrick	28	Lower Body	Oct. 30 - Dec. 27
Julius Honka	1	Illness	Nov. 21
Martin Hanzal	28	Back	Oct. 4 - Dec. 3
	45	Back	Dec. 27 - April 6
Radek Faksa	1	Upper Body	March 7
Mattias Janmark	1	Lower Body	March 15
Jamie Benn	1	Upper Body	Jan. 4
	2	Upper Body	Feb. 26 - 28
Blake Comeau	3	Upper Body	Feb. 14 - 21
	1	Lower Body	March 17
Jason Dickinson	11	Back	Dec. 23 - Jan. 15
	2	Lower Body	Feb. 1 - 2
Andrew Coglian	3	Upper Body	Feb. 26 - March 5
Devin Shore	4	Lower Body	Nov. 16 - 21
Tyler Pitlick	30	Upper Body	Jan. 19 - March 28
Brett Ritchie	1	Upper Body	Oct. 28
	4	Upper Body	Nov. 5 - Nov. 10
	1	Soreness	March 27
	2	Hand	March 30 - April 2
Stephen Johns	82	Upper Body	Oct. 4 - April 6
Ben Bishop	5	Lower Body	Nov. 21 - Nov. 28
	6	Upper Body	Feb. 7 - 19
	2	Lower Body	March 15 - 17
	4	Lower Body	March 28 - April 5
Mark Methot	1	Lower Body	Oct. 16
	2	Lower Body	Oct. 23 - 25
	70	Knee	Nov. 3 - April 6
Mats Zucarello	17	Broken Arm	Feb. 26 - March 30
Justin Dowling	3	Upper Body	March 28 - April 2
Taylor Fedun	1	Illness	Dec. 31
Valeri Nichushkin	2	Lower Body	Oct. 4 - 6
	3	Lower Body	Oct. 16 - Oct. 23
	2	Upper Body	Jan. 17 - 19
	2	Illness	April 5 - 6
Roman Polak	1	Illness	Nov. 10
	1	General Soreness	March 15
Alexander Radulov	4	Lower Body	Oct. 19 - 28
	6	Lower Body	Nov. 1 - Nov. 10
	1	Illness	Feb. 23
Jason Spezza	2	Illness	Dec. 18 - 20


TOTAL MAN GAMES LOST TO INJURY: 404

TRANSACTIONS LIST

DATE	TRANSACTION
Oct. 20	Reassigned center Roope Hintz to Texas (AHL)
Oct. 22	Recalled center Justin Dowling from Texas (AHL)
Nov. 2	Placed defenseman Connor Carrick on injured reserve (foot) and recalled defenseman Dillon Heatherington from Texas (AHL)
Nov. 7	Recalled forward Denis Gurianov from Texas (AHL) and reassigned forward Justin Dowling to Texas (AHL)
Nov. 9	Recalled defenseman Joel Hanley from Texas (AHL) and placed defenseman John Klingberg on Injured Reserve (upper body)
Nov. 9	Placed forward Alexander Radulov on injured reserve (lower body), retroactive to Nov. 1
Nov. 10	Recalled defenseman Ben Gleason from Texas (AHL)
Nov. 11	Reassigned defenseman Dillon Heatherington and forward Denis Gurianov to Texas (AHL)
Nov. 13	Reassigned defenseman Ben Gleason to Texas (AHL)
Nov. 15	Recalled defenseman Gavin Bayreuther from Texas (AHL)
Nov. 15	Placed defenseman Marc Methot (lower body) on Injured Reserve, retroactive to Nov. 1
Nov. 17	Recalled forward Roope Hintz and defenseman Ben Gleason from Texas (AHL)
Nov. 20	Recalled goaltender Landon Bow from Texas (AHL)
Nov. 20	Placed forward Devin Shore (lower body) on Injured Reserve, retroactive to Nov. 12
Nov. 22	Recalled defenseman Taylor Fedun from Texas (AHL) and reassigned defenseman Ben Gleason to Texas (AHL)
Nov. 23	Activated Devin Shore (lower body) off Injured Reserve
Nov. 23	Placed goaltender Ben Bishop (lower body) on Injured Reserve, retroactive to Nov. 19
Nov. 29	Activated goaltender Ben Bishop (lower body) off Injured Reserve and reassigned goaltender Landon Bow to Texas (AHL)
Dec. 6	Reassigned forward Roope Hintz to Texas (AHL)
Dec. 7	Activated forward Martin Hanzal (back) off Injured Reserve
Dec. 14	Recalled forward Denis Gurianov from Texas (AHL)
Dec. 19	Reassigned defenseman Joel Hanley to Texas (AHL)
Dec. 20	Activated defenseman John Klingberg (upper body) off Injured Reserve
Dec. 28	Activated defenseman Connor Carrick (foot) off Injured Reserve, recalled forward Roope Hintz from Texas (AHL), reassigned defenseman Gavin Bayreuther to Texas (AHL) and placed forwards Jason Dickinson (back) retroactive to Dec. 22 and Martin Hanzal (back) retroactive to Dec. 23 on Injured Reserve
Jan. 3	Recalled forward Eric Condra from Texas (AHL) and reassigned forward Denis Gurianov to Texas (AHL)
Jan. 14	Acquired forward Andrew Coglianò from the Anaheim Ducks in exchange for forward Devin Shore
Jan. 14	Recalled forward Michael Mersch from Texas (AHL)
Jan. 15	Reassigned forward Michael Mersch to Texas (AHL)
Jan. 16	Reassigned forward Erik Condra to Texas (AHL)
Jan. 18	Recalled forward Denis Gurianov from Texas (AHL)
Jan. 19	Reassigned forwards Denis Gurianov and Roope Hintz to Texas (AHL) and assigned defensemen Connor Carrick to Texas (AHL) on a conditioning loan
Jan. 27	Recalled defenseman Connor Carrick from Texas (AHL)
Jan. 28	Acquired defenseman Jamie Oleksiak from Pittsburgh in exchange for a fourth-round selection in the 2019 NHL Draft
Jan. 28	Recalled forward Roope Hintz from Texas (AHL) and placed forward Tyler Pitlick on Injured Reserve (upper body), retroactive to Jan. 17
Feb. 7	Recalled goaltender Landon Bow from Texas (AHL) on an emergency basis
Feb. 8	Placed goaltender Ben Bishop on Injured Reserve (upper body) retroactive to Feb. 4
Feb. 15	Reassigned forward Denis Gurianov to Texas (AHL) and recalled forward Joel L'Esperance from Texas
Feb. 21	Activated goaltender Ben Bishop from Injured Reserve (upper body) and reassigned goaltender Landon Bow to Texas (AHL)
Feb. 23	Acquired defenseman Ben Lovejoy via trade from the New Jersey Devils in exchange for defenseman Connor Carrick and a third-round selection in the 2019 NHL Draft
Feb. 23	Acquired forward Mats Zuccarello from the New York Rangers in exchange for a conditional second-round selection in the 2019 NHL Draft and a conditional third-round selection in the 2020 NHL Draft.
Feb. 23	Reassigned forward Joel L'Esperance to Texas (AHL)
Feb. 25	Recalled forward Denis Gurianov from Texas (AHL) on an emergency basis
Feb. 27	Recalled forward Joel L'Esperance from Texas (AHL)
March 2	Reassigned forward Denis Gurianov to Texas (AHL)
March 15	Recalled goaltender Landon Bow from Texas (AHL) on an emergency basis
March 18	Reassigned goaltender Landon Bow from Texas (AHL)
March 23	Recalled forward Justin Dowling from Texas (AHL)
March 28	Recalled goaltender Landon Bow from Texas (AHL)
March 29	Activated forward Tyler Pitlick (upper body) from Injured Reserve
April 6	Reassigned forward Joel L'Esperance to Texas (AHL)



THE PLAYERS





WITH THE DALLAS STARS

PLAYER	POS	GP	G	A	PTS	+/-	PIM	PPG	PPP	SHG	SHP	GWG	OTG	S
Jamie Benn	L	19	9	11	20	3	14	1	6	1	1	2	0	48
Valeri Nichushkin	R	16	1	2	3	-1	4	0	0	0	0	0	0	20
Jason Spezza	C	13	5	8	13	0	2	1	5	0	0	2	0	34
Radek Faksa	C	13	3	2	5	2	2	0	0	0	0	2	0	18
John Klingberg	D	13	1	3	4	-5	2	1	1	0	0	0	0	19
Stephen Johns	D	13	0	0	0	0	6	0	0	0	0	0	0	6
Mattias Janmark	L	12	2	3	5	-3	2	0	0	0	0	0	0	18
Tyler Seguin	C	7	1	2	3	1	0	0	1	0	0	0	0	26
Brett Ritchie	R	2	0	0	0	-2	0	0	0	0	0	0	0	1

CAREER

PLAYER	POS	GP	G	A	PTS	+/-	PIM	PPG	PPP	SHG	SHP	GWG	OTG	S
Jason Spezza	C	69	22	43	65	-2	28	9	31	0	0	4	0	171
Andrew Coglianor	L	64	8	17	25	1	27	0	0	1	1	1	0	124
Ben Lovejoy	D	63	5	10	15	6	16	0	1	0	0	1	0	81
Mats Zuccarello	R	60	11	20	31	4	46	1	10	0	0	2	0	127
Roman Polak	D	58	0	3	3	-12	44	0	0	0	0	0	0	56
Tyler Seguin	C	49	7	14	21	7	6	0	5	0	0	1	1	149
Marc Methot	D	38	3	6	9	2	24	0	0	0	0	2	0	43
Martin Hanzal	C	28	5	8	13	-9	47	1	3	0	0	2	1	64
Erik Condra	C	26	3	6	9	-1	2	1	2	0	1	0	0	38
Alexander Radulov	R	24	8	13	21	3	35	1	5	0	0	1	1	49
Jamie Benn	L	19	9	11	20	3	14	1	6	1	1	2	0	48
Blake Comeau	R	17	3	0	3	-5	20	0	0	0	0	0	0	21
Valeri Nichushkin	R	16	1	2	3	-1	4	0	0	0	0	0	0	20
Radek Faksa	C	13	3	2	5	2	2	0	0	0	0	2	0	18
John Klingberg	D	13	1	3	4	-5	2	1	1	0	0	0	0	19
Stephen Johns	D	13	0	0	0	0	6	0	0	0	0	0	0	6
Mattias Janmark	L	12	2	3	5	-3	2	0	0	0	0	0	0	18
Jamie Oleksiak	D	12	1	0	1	-2	7	0	0	0	0	0	0	12
Brett Ritchie	R	2	0	0	0	-2	0	0	0	0	0	0	0	1

GOALTENDERS

OT GAMES

PLAYER	GP	W	L	W	L	SA	SVS	GA	SV%	GAA	TOI	SO	G	A	PIM
Ben Bishop	36	21	13	5	0	966	895	71	.927	2.09	2041:24	5	0	3	4
Anton Khudobin	1	0	0	0	0	8	8	0	1.000	0.00	26:37	1	0	1	0



HOW THE STARS WERE BUILT (2018-19)

PLAYER	AGE	Birthday	NHL ENTRY DRAFT
Jamie Benn	29	7/18/1989	Selected by Dallas in the 2007 NHL Draft (5th round, 129th overall)
John Klingberg	26	8/14/1992	Selected by Dallas in the 2010 NHL Draft (5th round, 131st overall)
Brett Ritchie	25	7/1/1993	Selected by Dallas in the 2011 NHL Draft (2nd round, 44th overall)
Radek Faksa	25	1/9/1994	Selected by Dallas in the 2012 NHL Draft (1st round, 13th overall)
Esa Lindell	24	5/23/1994	Selected by Dallas in the 2012 NHL Draft (3rd round, 74th overall)
Jason Dickinson	23	7/4/1995	Selected by Dallas in the 2013 NHL Draft (1st round, 29th overall)
Julius Honka	23	12/3/1995	Selected by Dallas in the 2014 NHL Draft (1st round, 14th overall)
Roope Hintz	22	11/17/1996	Selected by Dallas in the 2015 NHL Draft (2nd round, 49th overall)
Denis Gurianov	21	6/7/1997	Selected by Dallas in the 2015 NHL Draft (1st round, 12th overall)
Miro Heiskanen	19	7/18/1999	Selected by Dallas in the 2017 NHL Draft (1st round, 3rd overall)

FREE AGENTS

Blake Comeau	33	2/18/1986	Signed by Dallas as a free agent on July 1, 2018
Roman Polak	32	4/28/1986	Signed by Dallas as a free agent on July 1, 2018
Anton Khudobin	32	5/7/1986	Signed by Dallas as a free agent on July 1, 2018
Alexander Radulov	32	7/5/1986	Signed by Dallas as a free agent on July 3, 2017
Erik Condra	32	8/6/1986	Signed by Dallas as a free agent on July 1, 2018
Martin Hanzal	32	2/20/1987	Signed by Dallas as a free agent on July 1, 2017
Justin Dowling	28	10/1/1990	Signed by Dallas as a free agent on March 26, 2014
Joel Hanley	27	6/8/1991	Signed by Dallas as a free agent on July 1, 2018
Tyler Pitlick	27	11/1/1991	Signed by Dallas as a free agent on July 1, 2017
Gavin Bayreuther	24	5/12/1994	Signed by Dallas as a free agent on March 15, 2017
Joel L'Esperance	23	8/18/1995	Signed by Dallas as a free agent on July 1, 2018
Ben Gleason	21	3/25/1998	Signed by Dallas as a free agent on Sept. 13, 2018

ACQUIRED VIA TRADE

Jason Spezza	35	6/13/1983	Acquired by Dallas along with Ludwig Karlsson from Ottawa in exchange for Alex Chiasson, Nicholas Paul, Alex Guptill and a second-round selection in the 2015 NHL Draft on July 1, 2014.
Ben Lovejoy	35	2/20/1984	Acquired by Dallas from New Jersey in exchange for Connor Carrick and a third-round selection in the 2019 NHL Draft on Feb. 23, 2019
Marc Methot	33	6/21/1985	Acquired by Dallas from Vegas in exchange for Dylan Ferguson and a second-round selection in the 2020 NHL Draft on June 26, 2017
Ben Bishop	32	11/21/1986	Acquired by Dallas from Los Angeles in exchange for a fourth-round selection in the 2017 NHL Draft on May 9th, 2017
Andrew Coglian	31	6/14/1987	Acquired by Dallas from Anaheim in exchange for Devin Shore on Jan. 14, 2019
Mats Zuccarello	31	9/1/1987	Acquired by Dallas from the New York Rangers in exchange for a conditional second-round selection in the 2019 NHL Draft and a conditional third-round selection in the 2020 NHL Draft on Feb. 23, 2019
Taylor Fedun	30	6/4/1988	Acquired by Dallas from Buffalo in exchange for a seventh-round selection in the 2020 NHL Draft on Nov. 10, 2018
Tyler Seguin	27	1/31/1992	Acquired by Dallas along with Rich Peverley and Ryan Button from Boston in exchange for Loui Eriksson, Joe Morrow, Reilly Smith and Matt Fraser on July 4, 2013.
Stephen Johns	26	4/18/1992	Acquired by Dallas along with Patrick Sharp from Chicago in exchange for Trevor Daley and Ryan Garbutt on July 10, 2015
Mattias Janmark	26	12/8/1992	Acquired by Dallas along with Mattias Backman and a second-round selection in the 2015 NHL Draft from Detroit in exchange for Erik Cole and a third-round selection in the 2015 NHL Draft on March 1, 2015
Jamie Oleksiak	26	12/21/1992	Acquired by Dallas from Pittsburgh in exchange for a fourth-round selection in the 2019 NHL Draft on Jan. 28, 2019
Dillon Heatherington	23	5/9/1995	Acquired by Dallas from Chicago in exchange for Lauri Korpikoski on March 1, 2017

(Dressed in at least one game for Dallas in 2018-19 and finished the season with the organization)



JAMIE
BENN



#14 | LW | SHOOTS LEFT | 6'2" | 205 LBS | DOB: 7/18/89 | VICTORIA, BRITISH COLUMBIA

DRAFTED: Selected by Dallas in the fifth round (129th overall) of the 2007 NHL Draft

YEAR	TEAM	GP	G	A	PTS	PIM	+/-	PP	SH	GW	S
18-19	DALLAS	78	27	26	53	56	14	8	0	2	189
CAR. PLAYOFFS		19	9	11	20	14	3	1	1	2	48

2018-19: Registered 53 points (27-26=53) in 78 regular-season games ... Finished third on Dallas with 27 goals and a 14.3% shooting percentage ... Ranked third on the team with 53 points and a +14 plus/minus rating ... Ranked fourth on the squad with 26 assists ... Finished second on the Stars with eight power play goals ... Shared seventh on Dallas with two game-winning goals ... Ranked third on the squad with 12 goals and shared first with a +8 rating in 38 road games ... Ranked second among Stars forwards and fourth among all team skaters with 142 hits ... Ranked second among club forwards and was tied for fifth among all Dallas skaters with 71 blocked shots ... Also ranked second on the team with 44 takeaways ... Finished third on the team with 12 multi-point games, with Dallas posting an 11-1-0 record in those games ... Opened the season with a four-game point streak (4-4=8) from Oct. 4 - 13 ... Established a new career high with two PPGs and posted a season-high three points (2-1=3), including his 600th career NHL point, on Oct. 6 against Winnipeg ... Earned two points (1-1=2) and added six SOG on Oct. 13 against Anaheim ... Notched his first fighting major of the season on Oct. 16 at New Jersey ... Posted a three-game point streak (2-1=3) from Oct. 30 - Nov. 3 ... Earned an assist (0-1=1), a season-high five hits and his second fighting major of the campaign on Nov. 12 against Columbus ... Recorded three assists (0-3=3) and a +3 rating, both season-highs, on Nov. 18 at NY Islanders ... Logged a three-game goal streak (3-2=5) from Nov. 28 - Dec. 3 ... Skated in his 700th career NHL game and added a goal (1-0=1) on Dec. 15 at Colorado ... Scored his first GWG of the season (1-0=1) on Dec. 18 against Calgary ... Earned two assists (0-2=2) and four hits on Feb. 4 against Arizona ... Scored two goals (2-0=2) and matched a season high with a +3 rating on Feb. 21 against St. Louis ... Scored three goals (3-0=3) for his first hat trick of the season and the fifth of his career on March 2 at St. Louis ... Notched two points (1-1=2) and a +2 rating on March 7 against Colorado ... Tallied goals in back-to-back games (2-2=4) from March 17 - 19 ... Matched season highs with three points (1-2=3) and a +3 rating on March 19 against Florida ... Logged a season-high nine SOG on March 21 against Colorado.

CAREER PLAYOFF HIGHS

GAME HIGHS

G	1 (9X), last: May 1, 2016 vs. STL
A	2 (3X), May 5, 2016 at STL
PTS	3 (2X), last: April 24, 2016 at MIN
SOG	7, April 22, 2016 vs. MIN
PIM	4, May 3, 2016 at STL
+/-	3, April 14, 2016 vs. MIN

STREAKS

G	3 gms, from April 21-25, 2014
A	2 gms, from April 18-20, 2016
PTS	6 gms, from April 14-24, 2016

CAREER POSTSEASON: Recorded 20 points (9-11=20) in 19 career Stanley Cup Playoff games ... **2015-16:** Shared 12th in the NHL and led the Stars with 15 points (5-10=15) in 13 games in the 2016 Stanley Cup Playoffs, earning postseason career-highs in both categories ... Tied for 11th in the League and first on Dallas with 10 assists ... Finished 16th among NHL forwards and led Stars forwards with 21:21 TOI per game ... Tallied four multi-point games in the postseason ... Recorded a postseason career-long six-game point streak (4-6=10) from April 14 - 24, registering points in all six games of the Western Conference First Round against Minnesota ... His 10 points in the WCFR are tied for the most recorded in a single postseason series in Dallas Stars history (Mike Modano, Sergei Zubov) ... Registered career-highs with three points (1-2=3) and a +3 rating in Game 1 of the WCFR against Minnesota ... Matched a career-high with his second three-point game (1-2=3) of the postseason in Game 6 of the WCFR ... **2013-14:** Made his Stanley Cup Playoffs debut, leading the team with four goals and finishing second on the club with five points (4-1=5) in six postseason contests ... Led all Stars forwards with 21:09 TOI/G ... Registered points in his first five consecutive postseason contests (4-1=5).



BEN BISHOP



#30 | G | CATCHES LEFT | 6'7" | 215 LBS | DOB: 11/21/86 | DENVER, COLORADO

DRAFTED: Selected by St. Louis in the third round (85th overall) of the 2005 NHL Draft
ACQUIRED: Via trade from Los Angeles on May 9, 2017 in exchange for a fourth-round selection in the 2017 NHL Draft

YEAR	TEAM	GP	RECORD	SA	SVS	SV%	GA	GAA	SO
18-19	DALLAS	46	27-15-2	1323	1236	.934	87	1.98	7
	CAR. PLAYOFFS	36	21-13	966	895	.927	71	2.09	5

2018-19: Posted a 27-15-2 record with a 1.98 goals-against average and a .934 save percentage in 46 appearances ... Led the NHL, established a new career-high and set a franchise record with a .934 SV% ... The .934 SV% was the highest in the NHL since Craig Anderson's .941 in 2012-13 and the ninth-best mark in NHL history ... Ranked second in the League and also logged a new career best with a 1.98 GAA ... Established a new career-high and finished third in the NHL with seven shutouts ... Led League netminders with a 1.90 GAA and a .937 SV% on home ice (min. nine games) ... Featured an 11-3-0 record with a .962 save percentage, a 1.15 GAA and six shutouts in his last 15 games played ... Opened the season with a 30-save shutout on Oct. 4 against Arizona ... Was named the NHL's Third Star for the week ending Oct. 7 after posting a 2-0-0 record and stopping 62 of the 63 shots he faced for a 0.50 GAA and a .984 SV% in two games ... Turned aside all 23 shots he faced for his second shutout of the season on Nov. 16 against Boston ... Missed five games due to a lower body injury from Nov. 21 - 28 ... Stopped 41 of the 43 shots he faced on Dec. 7 against San Jose ... Recorded 21 saves, combining with teammate Anton Khudobin's three saves, on Dec. 18 against Calgary for the first team shutout in franchise history ... Registered wins in four consecutive games from Jan. 19 - Feb 4 ... Stopped all 30 shots he faced, marking his third shutout of the season, on Jan. 30 against Buffalo ... Missed six games due to a lower body injury from Feb. 7 - 19 ... Earned 44 saves on 46 shots against, both season-highs, on Feb. 26 at Vegas ... Registered a career-high 233:04 shutout streak from March 2 - 19, establishing a new franchise record and posting the 24th-longest shutout streak in NHL history ... Matched a career-long six-game winning streak from March 2 - 19 ... Also logged three consecutive shutouts for the first time in his career from March 5 - 12 ... Was named the NHL's Second Star for the week ending March 10 after posting a 2-0-0 record and stopping all 59 shots he faced in two consecutive shutouts ... Missed two games due to a lower body injury from March 15 - 17 ... Notched his second assist of the season (0-1-1) and recorded 21 saves on March 25 at Winnipeg in earning his 200th career win ... Missed four games due to a lower body injury from March 28 - April 5 ... Recorded his seventh shutout of the season on April 6 vs. Minnesota, stopping all 24 shots on net.

CAREER PLAYOFF HIGHS


GAME HIGHS

SVS	43, May 1, 2015 at MTL
SA	44, May 1, 2015 at MTL
MOST GA	5 (3X), last: May 26, 2015 vs. NYR
TOI	82:06, May 1, 2015 at MTL
OT RECORD	5-0

STREAKS

WIN	5 gms, from April 27-May 6, 2015
SO	128:05, from May 6-13, 2016

CAREER POSTSEASON: Recorded a 21-13 record with a 2.09 goals-against average, a .927 save percentage and five shutouts in 36 career Stanley Cup Playoff games ... **2015-16:** Appeared in 11 Stanley Cup Playoff contests, registering an 8-2 record with a .939 SV% and a 1.85 GAA, helping Tampa Bay reach the Eastern Conference Final for the second consecutive season ... Finished the postseason ranked fourth among NHL goaltenders in wins, second in GAA and tied for second with two shutouts ... Recorded his first shutout of the postseason in Game 5 of the Eastern Conference First Round against Detroit, stopping all 34 shots in the series-clinching win for Tampa Bay ... Stopped a postseason best 35 shots and faced a postseason high 39 shots, helping lead the Lightning to a victory in Game 3 of the Eastern Conference Second Round against the NY Islanders ... Recorded a shutout in Game 5 of the ECSR, recording his second-consecutive shutout in a series-clinching game during the postseason ... Missed the final six games of the Eastern Conference Final after suffering a lower-body injury in Game 1 of the ECF against Pittsburgh ... **2014-15:** Backstopped Tampa Bay in 25 Stanley Cup Playoff games, compiling a 13-11 record with a .921 SV% and 2.18 GAA ... Helped lead the Lightning to the franchise's second appearance in the Stanley Cup Final ... Among NHL netminders in the postseason, shared first with 13 wins and ranked first in shutouts (3) and assists (3) ... Stopped all 31 shots faced in Game 6 of the Eastern Conference First Round vs. Detroit, clinching the series for Tampa Bay ... Helped the Lightning to a series-opening victory by stopping a postseason-best 43-of-44 shots in Game 1 of the Eastern Conference Second Round at Montreal ... Registered his second shutout of his postseason by turning away all 26 shots in Game 5 of the Eastern Conference Final against the NY Rangers at Madison Square Garden ... Stopped all 22 shots he faced in Game 7 of the ECF at NY Rangers, becoming the first goaltender to record back-to-back shutouts against the Rangers in Madison Square Garden ... Notched his first career Stanley Cup Final win in Game 3 at Chicago, stopping 36-of-38 shots.



ANDREW

COGLIANO



#17 | C | SHOOTS LEFT | 5'10" | 177 LBS | DOB: 6/14/87 | TORONTO, ONTARIO

DRAFTED: Selected by Edmonton in the first round (25th overall) of the 2005 NHL Draft

ACQUIRED: Via trade with Anaheim on Jan. 14, 2019 in exchange for center Devin Shore

YEAR	TEAM	GP	G	A	PTS	PIM	+/-	PP	SH	GW	S
18-19	ANAHEIM	46	3	8	11	14	2	1	0	1	64
	DALLAS	32	3	3	6	8	-1	0	0	0	42
	CAR. PLAYOFFS	64	8	17	25	27	1	0	1	1	124

2018-19: Split the season between Anaheim and Dallas, registering 17 points (6-11=17) in 78 regular-season games ... Opened the season with Anaheim, posting 11 points (3-8=11) in 46 games with the Ducks ... Was acquired by Dallas via trade in exchange for forward Devin Shore on Jan. 14 ... Skated in 32 games with Dallas, recording six points (3-3=6) ... Missed two games due to an upper body injury, marking the only games he's missed due to injury in his career ... Tallied an assist (0-1=1) for his first point of the season on Oct. 8 against Detroit ... Logged an assist (0-1=1) and a season-high +2 plus/minus rating on Oct. 10 against Arizona ... Scored the game-winning goal (1-0=1) for his first marker of the season and posted season highs in shots (5) and ice time (18:18) on Oct. 14 at St. Louis ... Scored his second goal of the season (1-0=1) on Dec. 2 at Washington ... Registered assists (0-2=2) in back-to-back games from Dec. 9 - 12 ... Tallied a season-high five hits on Jan. 4 against Vegas ... Logged a season-long three-game point streak (1-2=3) from Jan. 9 - 13 ... Made his Dallas Stars debut on Jan. 15 against Tampa Bay ... Posted a season-high two points (1-1=2) and matched a season-best +2 rating on Feb. 1 against Minnesota ... Recorded points in back-to-back games (1-1=2) from March 23 - 25 ... Posted a season-high three blocked shots on March 27 at Calgary.

CAREER PLAYOFF HIGHS

GAME HIGHS

G	1 (8X), last: April 18, 2018 at SJS
A	3, April 20, 2015 at WPG
PTS	3, April 20, 2015 at WPG
SOG	5 (5X), last: April 16, 2018 at SJS
PIM	5, May 7, 2017 at EDM
+/-	3, April 30, 2017 at EDM


STREAKS

G	N/A
A	N/A
PTS	2 (2X), last: April 19-21, 2011

CAREER POSTSEASON: Recorded 25 points (8-17=25) in 64 career Stanley Cup Playoff games ... **2017-18:** Skated in four contests in the Stanley Cup Playoffs with Anaheim, recording one assist (0-1=1) ... **2016-17:** Registered three points in 17 postseason contests with the Ducks ... **2015-16:** Tallied four points (2-2=4) in seven Stanley Cup Playoff games with Anaheim ... Shared second on the club in postseason goals and third in postseason points ... **2014-15:** Appeared in 16 postseason contests with the Ducks and recorded nine points (3-6=9) ... Ranked first on the club with a +9 plus/minus rating ... Recorded a postseason career-high three points (0-3=3) in Game 3 of the Western Conference First Round against Winnipeg ... **2013-14:** Skated in 13 playoff games for Anaheim, tallying seven points (1-6=7) ... Shared fourth on the club in postseason points ... Tied for team-lead with one game-winning goal and tallied the only shorthanded of the postseason for the Ducks ... **2012-13:** Made his Stanley Cup Playoffs debut with Anaheim, recording one assist (0-1=1) in seven games.



BLAKE COMEAU



#15 | RW | SHOOTS RIGHT | 6'1" | 200 LBS | DOB: 2/18/86 | MEADOW LAKE, SASKATCHEWAN

DRAFTED: Selected by New York Islanders in the second round (47th overall) of 2004 NHL Draft

ACQUIRED: Signed by Dallas as free agent on July 1, 2018

YEAR	TEAM	GP	G	A	PTS	PIM	+/-	PP	SH	GW	S
18-19	DALLAS	77	7	11	18	42	-7	0	0	2	102
CAR. PLAYOFFS		17	3	0	3	20	-5	0	0	0	21

2018-19: Registered 18 points (7-11=18) in 77 regular-season games in his first season with Dallas ... Ranked 15th among League forwards and 22nd among all NHL skaters with a career-high 208 hits ... Recorded four-or-more hits in a game 23 times in 2018-19 ... Shared seventh on the team with three game-winning goals ... Ranked fifth on the Stars with 39 takeaways ... Led Stars forwards and ranked fourth among all club skaters averaging 2:05 of shorthanded time on ice per game ... Finished sixth among Dallas forwards with 15:44 TOI/G ... Dallas posted an 15-1-0 record in games in which he recorded a point ... Made his Dallas Stars debut on Oct. 4 against Arizona ... Notched an assist (0-1=1) for his first point of the season on Oct. 13 at Anaheim ... Scored his first goal (1-0=1) of the campaign on Oct. 23 against Los Angeles ... Scored the GWG (1-0=1) on Nov. 23 against Ottawa ... Logged a season-high five shots on goal on Nov. 24 at Colorado ... Registered two points (1-1=2) for his first multi-point game of the season and added a +2 plus/minus rating on Dec. 29 against Detroit ... Dented the net (1-0=1) and posted a season-high nine hits on Jan. 19 against Winnipeg ... Tallied points in back-to-back games (1-1=2) from Feb. 2 - 4 ... Scored his second GWG (1-0=1) of the season on Feb. 2 at Nashville ... Recorded a season-high +3 rating and added an assist (0-1=1) and five hits on Feb. 21 against St. Louis ... Posted a season-high two assists (0-2=2) on Feb. 28 at Los Angeles ... Logged a season-high 20:24 TOI and added six hits on March 7 against Colorado ... Registered assists in back-to-back games (0-2=2) from March 12 - 14 ... Notched an assist (0-1=1) and five hits on March 25 at Winnipeg ... Scored his seventh goal of the season on April 2 against Philadelphia.

CAREER PLAYOFF HIGHS


GAME HIGHS

G	1 (3X), last: April 16, 2018 vs. NSH
A	0
PTS	1 (3X), last: April 16, 2018 vs. NSH
SOG	3 (2X), last: April 12, 2018 at NSH
PIM	6, April 19, 2014 at PIT
+/-	1, April 16, 2015 at NYR

STREAKS

G	N/A
A	N/A
PTS	N/A

CAREER POSTSEASON: Recorded three points (3-0=3) in 17 career Stanley Cup Playoff games ... **2017-18:** Appeared in all six Stanley Cup Playoff contests for Colorado, tallying two goals (2-0=2) and nine shots on goal ... Recorded a goal (1-0=1) in Game 1 of the Western Conference First Round against Nashville ... Added a goal (1-0=1) in Game 3 of the WCFR against Nashville ... **2014-15:** Appeared in all five Stanley Cup Playoff contests for Pittsburgh, potting one goal (1-0=1) ... Recorded a goal (1-0=1) for his first career playoff point in Game 1 of the Eastern Conference First Round against the NY Rangers ... **2013-14:** Skated in all six postseason contests for Columbus ... Made his Stanley Cup Playoff debut in Game 1 of the Eastern Conference First Round against Pittsburgh.



JASON
DICKINSON



#16 | C | SHOOTS LEFT | 6'2" | 200 LBS | DOB: 7/4/95 | GEORGETOWN, ONTARIO

DRAFTED: Selected by Dallas in the first round (29th overall) of the 2013 NHL Draft

YEAR	TEAM	GP	G	A	PTS	PIM	+/-	PP	SH	GW	S
18-19	DALLAS	67	6	16	22	23	9	0	0	2	94
CAR. PLAYOFFS		0	0	0	0	0	0	0	0	0	0

2018-19: Registered 22 points (6-16=22) in 67 regular-season games ... Established new career highs in goals (6), assists (16), points (22), games played (67) and average time on ice (13:22) ... Finished the season tied for first on Dallas with a +16 plus/minus rating in 32 games on home ice ... Recorded 15 (5-10=15) of his 22 points at American Airlines Center ... Shared first on the Stars with two overtime goals ... Was tied for seventh on Dallas with two game-winning goals ... Ranked fourth among club forwards and sixth among all Stars skaters with 106 hits ... Finished fourth among Dallas forwards in shorthanded TOI/G (1:28) ... Recorded points (2-2=4) in back-to-back games from Oct. 23 – 25 ... Notched an assist (0-1=1) for his first point of the campaign on Oct. 23 against Los Angeles ... Established new career highs with two goals, three points (2-1=3), six shots on goal and a +3 rating on Oct. 25 against Anaheim ... Scored his first career overtime and game-winning goal (1-0=1) on Nov. 3 at Washington ... Tallied an assist (0-1=1) and a +2 rating on Nov. 8 against San Jose ... Scored his second overtime goal of the season (1-0=1) on Nov. 16 against Boston ... Tied a career high with four hits on Nov. 19 at NY Rangers ... Matched a career-high +3 rating and added an assist (0-1=1) on Nov. 23 against Ottawa ... Posted a career-high nine faceoff wins, going 9-for-10 (90.0%) at the faceoff circle on Nov. 28 at Calgary ... Lit the lamp (1-0=1) and matched a career-best nine faceoff wins on Dec. 3 against Edmonton ... Tallied assists (0-2=2) in back-to-back games from Feb. 4 – 7 ... Registered an assist (0-1=1) and his second career fighting major on Feb. 24 at Chicago ... Logged an assist (0-1=1) and a career-high 20:22 TOI on March 7 against Colorado ... Recorded two points (1-1=2) on April 2 against Philadelphia.

CAREER PLAYOFF HIGHS

GAME HIGHS

G	N/A
A	N/A
PTS	N/A
SOG	N/A
PIM	N/A
+/-	N/A

STREAKS

G	N/A
A	N/A
PTS	N/A

CAREER POSTSEASON: Looking to make his Stanley Cup Playoffs debut ... **2017-18:** Appeared in all 22 Calder Cup Playoff contests, recording 10 points (2-8=10) and helping the Texas Stars reach the Calder Cup Final ... Ranked second on the club with a +4 plus/minus rating and shared eighth with eight assists ... Posted an assist and his first career AHL postseason goal (1-1=2) in Game 3 of the Western Conference Semifinals against Tucson ... Recorded a postseason career-best three assists (0-3=3) in Game 3 of the Western Conference Finals against Rockford ... Posted two assists (0-2=2) in Game 6 of the Calder Cup Final against Toronto ... **2015-16:** Skated in four AHL postseason contests with Texas, recording one assist (0-1=1) and seven shots on goal ... **2014-15:** Appeared in three Calder Cup Playoff games with Texas.



JUSTIN DOWLING



#37 | C | SHOOTS LEFT | 5'10" | 180 LBS | DOB: 10/1/90 | COCHRANE, ALBERTA

ACQUIRED: Signed by Dallas as a free agent on March 26, 2014

YEAR	TEAM	GP	G	A	PTS	PIM	+/-	PP	SH	GW	S
18-19	DALLAS	11	0	1	1	0	-4	0	0	0	9
	CAR. PLAYOFFS	0	0	0	0	0	0	0	0	0	0

2018-19: Split the season between Dallas and the Texas Stars of the American Hockey League (AHL) ... Registered one assist (0-1=1) in 11 NHL games with Dallas in 2018-19 ... Made his NHL season debut on Oct. 23, posting an assist (0-1=1) for his lone point of the season and added a +1 rating in 11:51 of ice time ... Logged an NHL season-high 14:42 TOI on Oct. 25 against Anaheim ... Posted three hits on Nov. 5 at Boston ... Recorded an NHL season-high five faceoff wins, going 5-for-9 (55.6%) from the faceoff circle on March 25 at Winnipeg ... Logged a 62.5% faceoff win percentage (5-for-8), matching a season-high five faceoff wins and adding 14:04 TOI on April 5 at Chicago.

CAREER POSTSEASON: Looking to make his Stanley Cup Playoffs debut ... **2017-18:** Appeared in all 22 Calder Cup Playoff contests, registering 17 points (4-13=17) and helped the Texas Stars reach the Calder Cup Final ... Shared second among all AHL players in postseason assists and finished tied for fourth in points ... Ranked first on the club in assists and second in points ... **2015-16:** Appeared in four AHL postseason games with Texas, posting three points (2-1=3) ... Shared first on the club with two postseason goals and ranked third with three points ... **2014-15:** Skated in three Calder Cup Playoff games with Texas, logging seven shots on goal ... **2013-14:** Recorded 14 points (4-10=14) in 14 AHL postseason contests during Texas' Calder Cup Championship run ... Finished tied for third on Texas in postseason assists and ranked fourth in postseason points ... Registered a three-game assist streak (0-3=3) from Game 3 - 5 of the Calder Cup Final against St. John's ... **2012-13:** Skated in nine Calder Cup Playoff games as a member of the Texas Stars and tallied four points (1-3=4).

CAREER PLAYOFF HIGHS

GAME HIGHS

G	N/A
A	N/A
PTS	N/A
SOG	N/A
PIM	N/A
+/-	N/A

STREAKS

G	N/A
A	N/A
PTS	N/A



RADEK

FAKSA



#12 | C | SHOOTS LEFT | 6'3" | 220 LBS | DOB: 1/9/94 | VITKOV, CZECH REPUBLIC

DRAFTED: Selected by Dallas in the first round (13th overall) of the 2012 NHL Draft

YEAR	TEAM	GP	G	A	PTS	PIM	+/-	PP	SH	GW	S
18-19	DALLAS	81	15	15	30	54	-3	1	1	1	114
	CAR. PLAYOFFS	13	3	2	5	2	2	0	0	2	18

2018-19: Registered 30 points (15-15=30) in 81 regular-season games ... Ranked fourth on the Stars with 15 goals ... Finished seventh on the team with 30 points ... Ranked fourth among Dallas forwards with an average 16:26 of ice time per game, establishing a new career high ... Finished third on the Stars with a 50.4% faceoff win percentage, going 570-for-1132 from the faceoff dot ... Ranked fourth on the team with 42 takeaways ... Ranked seventh on the club with 65 blocked shots and 103 hits ... Was an even-or-plus skater in 58 of 81 games this season ... Dallas was 16-1-2 in games when Faksa registered a positive rating ... The Stars were 19-3-4 in games in which Faksa recorded a point ... Dented the net (1-0=1) for his first goal of the season on Oct. 13 against Anaheim ... Tallied his third career shorthanded goal (1-0=1) on Nov. 5 at Boston ... Logged a three-game point streak (1-3=4) from Dec. 27 - 31 ... Tallied an assist (0-1=1) and logged a season-high 20:34 TOI on Dec. 27 ... Recorded two assists (0-2=2) for his first multi-point game of the season and established a new career high with six blocked shots on Dec. 29 against Detroit

... Dented the net (1-0=1) and added a career-high seven shots on Dec. 31 against Montreal ... Scored the game-winning goal (1-0=1) on Jan. 9 against Winnipeg ... Matched a career high with a +3 rating and added two points (1-1=2) on Feb. 21 against St. Louis ... Dented the net (1-0=1) and logged a +2 rating on Feb. 28 at Los Angeles ... Posted a season-high two goals (2-0=2) and matched a career high with a +3 rating on March 25 at Winnipeg.

CAREER POSTSEASON: Recorded five points (3-2=5) in 13 career Stanley Cup Playoff games ... **2015-16:** Recorded five points (3-2=5) and a +2 rating in 13 postseason games in his first Stanley Cup Playoffs ... Shared the team-lead with two game-winning goals, while he was tied for fifth with three goals ... Ranked fourth on Dallas with nine takeaways ... Scored the GWG (1-0=1) in his Stanley Cup Playoffs debut in Game 1 of the Western Conference First Round vs. Minnesota ... Notched two points (1-1=2), including the GWG, in Game 1 of the Western Conference Second Round vs. St. Louis.

CAREER PLAYOFF HIGHS

GAME HIGHS

G	1 (3X), last: May 5, 2016 at STL
A	1 (2X), April 29, 2016 vs STL
PTS	2, April 29, 2016 vs. STL
SOG	4, April 29, 2016 vs. STL
PIM	2, May 11, 2016 vs. STL
+/-	2, April 29, 2016 vs. STL

STREAKS

G	N/A
A	N/A
PTS	N/A



TAYLOR FEDUN



#42 | D | SHOOTS RIGHT | 6'1" | 201 LBS | DOB: 6/4/88 | EDMONTON, ALBERTA

DRAFTED: Undrafted

ACQUIRED: Via trade from Buffalo on Nov. 10, 2018 in exchange for a seventh-round selection in the 2020 NHL Draft

YEAR	TEAM	GP	G	A	PTS	PIM	+/-	PP	SH	GW	S
18-19	DALLAS	54	4	7	11	14	2	0	0	0	86
	CAR. PLAYOFFS	0	0	0	0	0	0	0	0	0	0

2018-19: Split the season between Dallas and the Texas Stars and Rochester Americans of the American Hockey League (AHL) ... Was acquired by Dallas via trade on Nov. 10 in exchange for a seventh-round selection in the 2020 NHL Draft ... Recorded 11 points (4-7=11) in 54 NHL games with Dallas in 2018-19 ... Established new career highs with four goals, 11 points and 54 games played, and tied a career best with seven assists ... Finished fourth among Stars defensemen in goals (4) and points (11), and ranked fifth in assists (7) ... Posted 58 blocked shots and finished tied for seventh on the team with a 1.07 blocks-per-game average ... Also skated in 12 AHL contests with Rochester and Texas, registering eight points (1-7=8) ... Scored a goal (1-0=1) and logged five shots on goal in his Dallas Stars debut on Nov. 23 at Ottawa ... Tied a career-high +2 plus/minus rating on Dec. 3 against Edmonton ... Notched an assist (0-1=1) and matched a season high with three blocked shots on Dec. 12 at Anaheim ... Logged a season-high 19:29 of ice time on Dec. 13 at San Jose ... Matched a career best with two assists (0-2=2) and logged 19:18 TOI on Dec. 15 at Colorado ... Scored his second goal of the season (1-0=1) on Dec. 20 against Chicago ... Dented the net (1-0=1) and added four SOG on Feb. 7 at Nashville ... Logged helpers in back-to-back games (0-2=2) from Feb. 28 – March 2 ... Scored a goal (1-0=1) for his fourth tally of the season on March 17 against Vancouver ... Tallied a career-high six SOG and tied a season-high three blocked shots on April 6 against Minnesota.

CAREER PLAYOFF HIGHS


GAME HIGHS

G	N/A
A	N/A
PTS	N/A
SOG	N/A
PIM	N/A
+/-	N/A

STREAKS

G	N/A
A	N/A
PTS	N/A

CAREER POSTSEASON: Looking to make his Stanley Cup Playoffs debut ... **2017-18:** Skated in three AHL postseason games with Rochester and posted two penalty minutes ... **2015-16:** Registered eight shots on goal in four Calder Cup Playoff games with Utica ... **2014-15:** Potted one goal (1-0=1) and six penalty minutes in four AHL postseason contests as a member of the Worcester Sharks ... **2013-14:** Added one assist (0-1=1) and four penalty minutes in three Calder Cup Playoff games with Oklahoma City ... **2012-13:** Skated in 17 AHL postseason contests with Oklahoma City, registering six points (3-3=6) ... Shared fifth among all AHL players in the postseason with a +12 plus/minus rating.



DENIS

GURIANOV



#34 | RW | SHOTS LEFT | 6'2" | 195 LBS | DOB: 7/7/97 | TOGLIATTI, RUSSIA

DRAFTED: Selected by Dallas in the first round (12th overall) of the 2015 NHL Draft

YEAR	TEAM	GP	G	A	PTS	PIM	+/-	PP	SH	GW	S
18-19	DALLAS	21	1	3	4	0	-3	0	0	0	23
CAR. PLAYOFFS		0	0	0	0	0	0	0	0	0	0

2018-19: Split the season between Dallas and the Texas Stars of the American Hockey League (AHL) ... Registered four points (1-3=4) in 21 regular-season games with Dallas ... Logged 23 hits in 2018-19 ... Made his NHL season debut on Nov. 8, posting one hit and one blocked shot in 12:02 of ice time ... Scored a goal (1-0=1) for his first NHL point of the season on Nov. 10 against Nashville ... Tallied his first assist (0-1=1) of the season and added season highs with three shots on goal and four hits on Dec. 15 at Colorado ... Recorded one assist (0-1=1) and a season-high 15:58 TOI on Dec. 20 against Chicago ... Notched his third helper of the season (0-1=1) on Feb. 4 against Arizona.

CAREER POSTSEASON: Looking to make his Stanley Cup Playoffs debut ... **2017-18:** Recorded five points (2-3=5) in 16 Calder Cup Playoff games with Texas ... Potted a goal (1-0=1) in Game 4 of the Western Conference Quarterfinals against Ontario, which was the game-winning and series-clinching goal.

CAREER PLAYOFF HIGHS

GAME HIGHS

G	N/A
A	N/A
PTS	N/A
SOG	N/A
PIM	N/A
+/-	N/A

STREAKS

G	N/A
A	N/A
PTS	N/A



MARTIN HANZAL



#11 | C | SHOOTS LEFT | 6'6" | 230 LBS | DOB: 2/20/87 | PISEK, CZECH REPUBLIC

DRAFTED: Selected by Arizona in the first round (17th overall) of the 2005 NHL Draft

ACQUIRED: Signed by Dallas as a free agent on July 1, 2017

YEAR	TEAM	GP	G	A	PTS	PIM	+/-	PP	SH	GW	S
18-19	DALLAS	7	1	1	2	4	-4	1	0	0	14
CAR. PLAYOFFS		28	5	8	13	47	-9	1	0	2	64

2018-19: Registered two points (1-1=2) in seven regular-season games with Dallas ... Missed 73 games due to injury ... Missed the first 28 games of the 2018-19 campaign due to back surgery ... Made his season debut on Dec. 7 against San Jose ... Scored a power play goal (1-0=1) for his first point of the season on Dec. 9 at Vegas ... Logged two shots on goal and a season-high 15:50 of ice time on Dec. 15 at Colorado ... Tallied an assist (0-1=1) for his second point of the campaign on Dec. 18 against Calgary ... Missed the final 45 games of the season due to a back injury.

CAREER POSTSEASON: Recorded 13 points (5-8=13) in 25 career Stanley Cup Playoff games ... **2016-17:** Recorded one goal (1-0=1) in five Stanley Cup Playoff games with Minnesota ... Posted a 57.3% FO%, going 51-for-89 at the faceoff dot ... **2011-12:** Posted six points (3-3=6), two GWGs and a +2 rating in 12 Stanley Cup Playoff games with Arizona ... Ranked second on the team with 57 hits and 29 PIM ... Scored the GWG (1-0=1) in overtime in Game 1 of the WCQF vs. Chicago on April 12 ... Recorded four points (2-2=4) in the Western Conference Semifinals vs. Nashville ... Scored the GWG (1-0=1) in Game 5 of the WCSF vs. Nashville on May 7 ... Played in four of five games in the Western Conference Final against Los Angeles and scored a PPG (1-0=1) ... **2010-11:** Logged three points (1-2=3) in four postseason contests ... Scored his first career Stanley Cup Playoffs goal (1-0=1) in Game 4 of the Western Conference Quarterfinals vs. Detroit on April 20 ... **2009-10:** Recorded three assists (0-3=3) in his first trip to the Stanley Cup Playoffs, appearing in all seven of Arizona's postseason contests ... Collected an assist (0-1=1) in Game 2 of the Western Conference Quarterfinals vs. Detroit on April 16 for his first career NHL postseason point ... Notched two assists (0-2=2) in Game 3 of the WCQF at Detroit on April 18.


CAREER PLAYOFF HIGHS

GAME HIGHS

G	1 (5X), April 19, 2017 at STL
A	2, April 18, 2010 at DET
PTS	2 (2X), last: April 29, 2012 vs. NSH
SOG	8, April 27, 2010 vs. DET
PIM	15, May 15, 2012 vs. LAK
+/-	2 (2X), April 29, 2012 vs. NSH

STREAKS

G	N/A
A	2 gms (3X), last: April 27-29, 2012
PTS	2 gms (3X), last: April 27-29, 2012



MIRO

HEISKANEN



#4 | D | SHOOTS LEFT | 6'1" | 185 LBS | DOB: 7/18/99 | ESPOO, FINLAND

DRAFTED: Selected by Dallas in the first round (3rd overall) of the 2017 NHL Draft

DALLAS STARS HOCKEY CLUB

YEAR	TEAM	GP	G	A	PTS	PIM	+/-	PP	SH	GW	S
18-19	DALLAS	82	12	21	33	16	-14	2	0	4	182
CAR. PLAYOFFS		0	0	0	0	0	0	0	0	0	0

2018-19: Registered 33 points (12-21=33) in 82 regular-season games in his rookie campaign ... Was one of three Stars players to appear in all 82 games in 2018-19 ... Becomes just the 10th rookie in franchise history to skate in every game of his rookie campaign, while he's just the second defenseman to do so and is one of only four players to do so during an 82-game season ... Was named to the 2019 NHL All-Star Game ... At 19 years, 192 days old on the day of the All-Star Game, Heiskanen becomes the second-youngest player in franchise history to play in it (Don Beaupre - 19 years, 144 days) ... Shared 10th among League rookies and ranked fifth among all Stars skaters with 33 points ... Established a new franchise record for most points (33) by a teenage defenseman in franchise history ... Finished the season tied for 11th among all rookies and 17th among League defensemen with 12 goals ... Is the third rookie defenseman in franchise history to score at least 10 goals in his first NHL ... Scored four game-winning goals, which was tied for third among all first-year skaters, tied for fourth among League defensemen and ranked fourth among all Dallas skaters while establishing a new franchise record for most GWGs by a rookie defenseman ... Paced League rookies with an average 23:07 time on ice per game ... Made his NHL debut on Oct. 4 against Arizona, posting a +1 plus/minus rating in 19:35 TOI ... Tallied an assist (0-1=1) on Oct. 9 for his first career NHL point ... Scored the GWG (1-0=1) for his first career NHL goal on Oct. 25 against Anaheim ... Scored his second GWG (1-0=1) and logged a season-high +2 rating on Oct. 30 at Montreal ... Logged a three-game assist streak (0-3=3) from Nov. 5 - 8 ... Scored two goals (2-0=2) for his first career NHL multi-point game, establishing season-highs in goals and points in a game ... Registered a season-long four-game point streak (3-2=5) from Dec. 7 - 13 ... Notched a season-high two assists (0-2=2) on Dec. 9 at Vegas ... Recorded a season-high nine shots on goal and scored two goals (2-0=2) for his second multi-goal game of the season on Jan. 2 against New Jersey ... Logged season highs with six blocked shots and 29:48 TOI on Jan. 17 against Los Angeles ... Recorded a three-game point streak (1-3=4) from Feb. 4 - 9 ... Posted two helpers (0-2=2) and a +2 rating on Feb. 4 against Arizona ... Earned a three-game point streak (2-1=3) from March 25 - 28, including scoring goals in back-to-back games from March 17 - 28.

CAREER PLAYOFF HIGHS

GAME HIGHS

G	N/A
A	N/A
PTS	N/A
SOG	N/A
PIM	N/A
+/-	N/A


STREAKS

G	N/A
A	N/A
PTS	N/A

CAREER POSTSEASON: Looking to make his Stanley Cup Playoffs debut ... **2017-18:** Skated in 14 postseason games for HIFK of the Finnish Elite League, recording nine points (3-6=9), 18 penalty minutes and a +6 plus/minus rating ... **2016-17:** Registered three assists (0-3=3) in eight postseason games with HIFK.



ROOPE HINTZ



#24 | LW | SHOOTS LEFT | 6'3" | 215 LBS | DOB: 11/17/96 | TAMPERE, FINLAND

DRAFTED: Selected by Dallas in the second round (49th overall) of the 2015 NHL Draft

YEAR	TEAM	GP	G	A	PTS	PIM	+/-	PP	SH	GW	S
18-19	DALLAS	58	9	13	22	24	-11	3	0	3	99
	CAR. PLAYOFFS	0	0	0	0	0	0	0	0	0	0

2018-19: Split the season between Dallas and the Texas Stars of the American Hockey League (AHL) ... Registered 22 points (9-13=22) in 58 regular-season NHL games in his rookie campaign ... Tied for fifth among NHL rookies and shared fifth among all club skaters with three game-winning goals ... Shared ninth among League rookies and led Stars first-year players with three power play goals ... Finished tied for third on the Stars with one overtime goal ... Led club rookies and ranked ninth among all team skaters with 87 hits, while he ranked second among Dallas rookies with 36 blocked shots ... Ranked eighth on Dallas with nine goals ... Scored seven of his nine goals on the road ... Also appeared in 21 AHL games with Texas, logging 22 points (9-13=22) ... Made his NHL debut and posted four hits in 9:59 of ice time on Oct. 4 against Arizona ... Posted a season-high five blocked shots on Oct. 6 against Winnipeg ... Scored a goal (1-0=1) for his first career NHL point on Nov. 18 at NY Islanders ... Logged points in back-to-back games (1-1=2) from Nov. 21 - 23 ... Registered assists in back-to-back games (0-2=2) from Jan. 2 - 4 ... Scored his first career power play goal (1-0=1) on Feb. 4 against Arizona ... Posted a season-high five hits on Feb. 14 at Tampa Bay ... Scored goals in back-to-back games (2-0=2) from Feb. 26 - 28 ... Scored his second power play goal (1-0=1) and added four SOG on Feb. 26 at Vegas ... Scored the overtime goal (1-0=1) for his first career GWG and logged a season-high 19:24 TOI on Feb. 28 at Los Angeles ... Matched a season-best with five blocked shots and added three hits and three SOG on March 9 against Chicago ... Logged a season-long three-game goal streak (4-0=4) from March 12 - 15 ... Scored two goals (2-0=2), including his second GWG of the season, for his first career multi-goal game on March 12 at Buffalo ... Posted career highs with two assists (0-2=2) and five SOG on March 28 at Edmonton.

CAREER PLAYOFF HIGHS


GAME HIGHS

G	N/A
A	N/A
PTS	N/A
SOG	N/A
PIM	N/A
+/-	N/A

STREAKS

G	N/A
A	N/A
PTS	N/A

CAREER POSTSEASON: Looking to make his Stanley Cup Playoffs debut ... **2017-18:** Appeared in all 22 Calder Cup Playoff contests, recording 12 points (4-8=12) and helping the Texas Stars reach the Calder Cup Final ... Ranked fifth on Texas in postseason points (12) and was tied for fifth in postseason assists (8).



JULIUS
HONKA



#6 | D | SHOOTS RIGHT | 5'11" | 180 LBS | DOB: 12/3/95 | JYVASKYLA, FINLAND

DRAFTED: Selected by Dallas in the first round (14th overall) of the 2014 NHL Draft

YEAR	TEAM	GP	G	A	PTS	PIM	+/-	PP	SH	GW	S
18-19	DALLAS	29	0	4	4	10	-2	0	0	0	38
CAR. PLAYOFFS		0	0	0	0	0	0	0	0	0	0

2018-19: Registered four assists (0-4=4) in 29 regular-season games ... Averaged 13:43 of ice time per game ... Ranked sixth among Stars defensemen with 31 blocked shots and was tied for sixth with 16 hits ... Made his season debut on Oct. 13 against Anaheim ... Recorded a career-high +3 rating and added an assist (0-1=1) on Oct. 25 against Anaheim ... Posted a season-high two hits on Nov. 6 at Columbus ... Notched a helper (0-1=1) for his second point of the season on Nov. 10 against Nashville ... Logged a career-high five blocked shots and a season-high 22:22 TOI on Nov. 12 against Columbus ... Tallied an assist (0-1=1) and a +2 rating on Nov. 18 at NY Islanders ... Posted one assist (0-1=1) and 19:20 TOI on Dec. 13 at San Jose ... Logged a season-high four shots on goal and matched a season high with two hits on Dec. 15 at Colorado.

CAREER POSTSEASON: Looking to make his Stanley Cup Playoffs debut ... **2015-16:** Appeared in four Calder Cup Playoff games with Texas, notching one assist (0-1=1) and nine shots ... **2014-15:** Appeared in three games during the AHL postseason as a member of the Texas Stars, registering two points (1-1=2) and nine SOG.

CAREER PLAYOFF HIGHS

GAME HIGHS


G	N/A
A	N/A
PTS	N/A
SOG	N/A
PIM	N/A
+/-	N/A

STREAKS

G	N/A
A	N/A
PTS	N/A



MATTIAS JANMARK



#13 | C | SHOOTS LEFT | 6'1" | 195 LBS | DOB: 12/8/92 | DANDERYD, SWEDEN

DRAFTED: Selected by Detroit in the third round (79th overall) of the 2013 NHL Draft
ACQUIRED: Via trade with Detroit along with Mattias Backman and a second-round selection in the 2015 NHL Draft in exchange for Erik Cole and a third-round selection in the 2015 NHL Draft on March 1, 2015

YEAR	TEAM	GP	G	A	PTS	PIM	+/-	PP	SH	GW	S
18-19	DALLAS	81	6	19	25	24	-4	0	0	0	105
	CAR. PLAYOFFS	12	2	3	5	2	-3	0	0	0	18

2018-19: Registered 25 points (6-19=25) in 81 regular-season games ... Matched a career high with 81 games played in 2018-19 ... Established a new career high with 19 assists, sharing seventh on the Stars ... Finished sixth among club forwards with 25 points ... Ranked sixth among Stars forwards with 44 blocked shots ... Registered three multi-point games in 2018-19, with Dallas posting a 3-0-0 record in those contests ... Scored a goal (1-0=1) for his first point of the season and added a season-high five shots on goal on Oct. 25 against Anaheim ... Registered a career-high +4 plus/minus rating and posted two assists (0-2=2) for his first multi-point game of the season on Nov. 23 against Ottawa ... Earned two helpers (0-2=2) for his second multi-point outing on Dec. 3 against Edmonton ... Logged a season-long four-game point streak (1-3=4) from Dec. 22 - 29 ... Lit the lamp (1-0=1) and matched a season-high five shots on Dec. 27 at Nashville ... Recorded a three-game point streak (2-2=4) from Feb. 1 - 4 ... Posted a career-high five blocked shots on Feb. 26 at Vegas ... Registered points in back-to-back games (1-1=2) from Feb. 28 - March 2 ... Notched a goal (1-0=1) and a season-high 20:16 TOI on Feb. 28 at Los Angeles.

CAREER PLAYOFF HIGHS


GAME HIGHS

G	1 (2X), last: May 9, 2016 at STL
A	2, April 24, 2016 at MIN
PTS	2, April 24, 2016 at MIN
SOG	4, May 1, 2016 vs. STL
PIM	2, May 7, 2016 vs. STL
+/-	1 (3X), last: May 9, 2016 at STL

STREAKS

G	N/A
A	2, April 22-24, 2016
PTS	2, April 22-24, 2016

CAREER POSTSEASON: Recorded five points (2-3=5) in 12 career Stanley Cup Playoff games ... **2015-16:** Made his Stanley Cup Playoffs debut, registering five points (2-3=5) in 12 contests with Dallas ... Recorded his first career postseason assist (0-1=1) with a playoff career-best 18:16 time on ice in Game 5 of the Western Conference First Round vs. Minnesota ... Notched two assists (0-2=2) in Game 6 of the WCFR at Minnesota ... Tallied his first career NHL postseason goal (1-0=1) in Game 1 of the Western Conference Second Round vs. St. Louis, tallying four shots in 15:17 time on ice ... Recorded a goal (1-0=1) in Game 6 of the WCSR at St. Louis.



ANTON
KHUDOBIN



#35 | G | CATCHES LEFT | 5'11" | 200 LBS | DOB: 5/7/86 | UST-KAMENOGORSK, KAZAKHSTAN

DRAFTED: Selected by Minnesota in the seventh round (206th overall) of 2004 NHL Draft

ACQUIRED: Signed by Dallas as free agent on July 1, 2018

DALLAS STARS HOCKEY CLUB

YEAR	TEAM	GP	RECORD	SA	SVS	SV%	GA	GAA	SO
18-19	DALLAS	46	16-17-5	1232	1137	.923	95	2.57	2
CAR. PLAYOFFS		1	0-0	8	8	1.000	0	0.00	0

2018-19: Posted a 16-17-5 record with a 2.57 goals-against average and a .923 save percentage in 41 appearances in his first season with Dallas ... Finished ninth in the NHL with a .923 SV%, registering 1137 saves on 1,232 shots against, both career highs ... Ranked 16th in the League with a 2.57 GAA ... Recorded a career-high two shutouts ... Logged 2,220 minutes, the highest total of his career ... Faced 40-plus shots in a game five times with Dallas posting a 4-1-0 record in those contests ... Logged a save percentage of .940-or-higher 14 times in 2018-19 with the Stars earning an 9-2-2 record in those contests... Made his Dallas Stars debut and posted 22 saves for his first win in a Stars sweater on Oct. 13 against Anaheim ... Earned points in three consecutive starts (2-0-1) from Nov. 1 – 8 ... Logged a three-game point streak (2-0-1) from Nov. 27 – Dec. 3 ... Recorded three saves, combining with teammate Ben Bishop's 21 saves, on Dec. 18 against Calgary for the first team shutout in franchise history ... Posted a new career high with 49 saves in his first shutout with the Stars, while also establishing a new franchise record for most saves in a shutout, on Dec. 27 at Nashville ... Stopped all 30 shots he faced for his second shutout of the season, marking a new career high, and earned his 10th win of the season on Feb. 12 at Florida ... Stopped 14 of the 15 shots he faced and earned the win in relief of Ben Bishop on March 14 at Minnesota ... Logged a season-high three-game winning streak (3-0-0), earning a .934 SV% and a 2.62 GAA, from Feb. 21 – 28 ... Recorded a season-long four-game point streak (3-0-1) from March 27 – April 2, posting a .943 SV% and a 9.14 GAA ... Stopped 32 of the 34 shots he faced on April 2 vs. Philadelphia to help the Stars clinch a berth in the 2019 Stanley Cup Playoffs.

CAREER PLAYOFF HIGHS

GAME HIGHS	
SVS	8, April 21, 2018 vs. TOR
SA	8, April 21, 2018 vs. TOR
MOST GA	0, April 21, 2018 vs. TOR
TOI	26:37, April 21, 2018 vs. TOR
OT RECORD	0-0
STREAKS	
WIN	N/A
SO	N/A

CAREER POSTSEASON: Recorded a 0.00 goals-against average and a 1.000 save percentage in one career Stanley Cup Playoffs game ... **2017-18:** Appeared in one Stanley Cup Playoff contest with Boston ... Made his Stanley Cup Playoffs debut in Game 5 of the Eastern Conference First Round on April 21 against Toronto, stopping all eight shots he faced in 26:37 of ice time in relief of Tuukka Rask.



JOHN A KLINGBERG



#3 | D | SHOOTS RIGHT | 6'2" | 180 LBS | DOB: 8/14/92 | GOTHENBURG, SWEDEN

DRAFTED: Selected by Dallas in the fifth round (131st overall) of the 2010 NHL Draft

YEAR	TEAM	GP	G	A	PTS	PIM	+/-	PP	SH	GW	S
18-19	DALLAS	64	10	35	45	12	6	5	0	5	153
CAR. PLAYOFFS		13	1	3	4	2	-5	1	0	0	19

2018-19: Registered 45 points (10-35=45) in 64 regular-season games ... Ranked 11th in the NHL with 24:32 time on ice per game, establishing a new career high ... Shared second amongst League blueliners and third among all Dallas skaters with a career-high five game-winning goals ... Amongst NHL defensemen, he was tied for sixth in power play goals (5) and tied for 10th in power play points (5-15=20) ... Fourth among all Stars skaters with a career-best five power play goals ... Finished third on the Stars with 35 assists and fourth with 45 points, leading team defensemen in both categories ... Reached the 30-point mark for the fifth consecutive season, becoming the first defenseman in franchise history (since 1967-68) to record at least 30 points in each of his first five NHL seasons ... Finished the season with a +6 plus/minus rating, making him a plus player in all five career seasons of play ... Opened the season with points in each of the first five games (4-2=6), matching a franchise record for longest point streak by a defenseman to open a season (Darryl Sydor – 1998-99) ... Dented the net (1-0=1) and posted six shots on goal, which established a season-high that he would later match, on Oct. 9 against Toronto ... Recorded two points (1-1=2) and a +2 plus/minus rating on Oct. 13 against Anaheim ... Logged a three-game point streak (1-4=5) from Oct. 23 – 28 ... Missed 18 games due to a broken hand from Nov. 10 – Dec. 18 ... Posted an assist (0-1=1), a season-high six blocked shots and 27:54 TOI on Dec. 31 against Montreal ... Notched a four-game point streak (1-4=5) from Jan. 6 – 12 ... Logged a season-high 29:54 TOI on Jan. 15 against Tampa Bay ... Notched a season-high three points (1-2=3) on March 2 at St. Louis ... Notched his 200th career assist on March 14 at Minnesota ... Ended the season on a six-game home point streak (1-6=7)

CAREER PLAYOFF HIGHS


GAME HIGHS

G	1, April 24, 2016 at MIN
A	2, April 22, 2016 vs. MIN
PTS	2, April 22, 2016 vs. MIN
SOG	4 (2X), last: May 1, 2016 vs. STL
PIM	2, May 1, 2016 vs. STL
+/-	2, May 5, 2016, at STL

STREAKS

G	N/A
A	N/A
PTS	3 gms, April 22-29, 2016

CAREER POSTSEASON: Recorded four points (1-3=4) in 13 career Stanley Cup Playoff games ... **2015-16:** Made his Stanley Cup Playoffs debut, recording four points (1-3=4) in 13 postseason contests ... Paced all team skaters with an average 24:48 TOI per game ... Finished tied for fifth on the team in assists (3) and was tied for second among team defensemen in points (4) ... Shared second on the team with 10 takeaways ... Registered two assists (0-2=2) for his first career NHL postseason points in Game 5 of the Western Conference First Round vs. Minnesota ... Scored a PPG (1-0=1) for his only goal in the postseason in Game 6 of the WCFR.



JOEL

L'ESPERANCE



#38 | C | SHOOTS RIGHT | 6'2" | 210 LBS | DOB: 8/18/95 | BRIGHTON, MICHIGAN

ACQUIRED: Signed by Dallas as a free agent on July 1, 2018

DALLAS STARS HOCKEY CLUB

YEAR	TEAM	GP	G	A	PTS	PIM	+/-	PP	SH	GW	S
18-19	DALLAS	18	2	0	2	6	-4	1	0	0	24
CAR. PLAYOFFS		0	0	0	0	0	0	0	0	0	0

2018-19: Split the season between Dallas and the Texas Stars of the American Hockey League (AHL) ... Registered two goals (2-0=2) in 18 regular-season games with Dallas in his first NHL action ... Made his NHL debut on Feb. 16 at Carolina, posting one shot on goal and two hits in a career-high 15:53 of ice time ... Logged a career-best six faceoff wins and went 66.7% from the faceoff dot (6-for-9) on Feb. 19 against Nashville ... Posted a career-best three hits on March 2 at St. Louis ... Dented the net (1-0=1) for his first career NHL goal and added a career-high six SOG on March 14 at Minnesota ... Scored his second goal of the season (1-0=1) on April 5 at Chicago.

CAREER POSTSEASON: Looking to make his Stanley Cup Playoffs debut ... 2017-18: Made his Calder Cup Playoffs debut, appearing in 22 games and registering four points (1-3=4) in helping Texas to the Calder Cup Finals ... His 22 games played were tied for the most by any rookie in the postseason ... Registered his first postseason point with an assist on April 22 at Ontario ... His first career multi-point postseason game (1-1=2) featured his first goal, which proved to be the game-winning, series-clinching tally in Game 5 of the second round vs. Tuscon on May 11.

CAREER PLAYOFF HIGHS

GAME HIGHS

G	N/A
A	N/A
PTS	N/A
SOG	N/A
PIM	N/A
+/-	N/A


STREAKS

G	N/A
A	N/A
PTS	N/A



ESA

LINDELL



#23 | D | SHOOTS LEFT | 6'3" | 215 LBS | DOB: 5/23/94 | VANTAA, FINLAND

DRAFTED: Selected by Dallas in the third round (74th overall) of the 2012 NHL Draft

YEAR	TEAM	GP	G	A	PTS	PIM	+/-	PP	SH	GW	S
18-19	DALLAS	82	11	21	32	33	14	4	2	1	132
CAR. PLAYOFFS		0	0	0	0	0	0	0	0	0	0

2018-19: Registered a career-high 32 points (11-21=32) in 82 regular-season games ... Was one of three Stars players to appear in all 82 regular-season games in 2018-19 ... Ranked 14th in the NHL and second on the team and with an average time on ice per game of 24:20, a new career high ... Finished fifth in the League with an average shorthanded time on ice per game of 3:14 ... Shared fifth among all Dallas skaters and second among club blueliners with a career-high 21 assists ... Ranked sixth on the Stars and second among team defensemen with a career-best 11 goals ... Also finished sixth on Dallas and ranked third among Stars defensemen with 32 points ... Ranked second among NHL defensemen with a team-leading two shorthanded goals ... Shared 12th among League blueliners and second among Stars defensemen with four power play goals ... Was one of 14 NHL defensemen and only two Stars skaters to record at least one power play, shorthanded and game-winning goal in 2018-19 ... Shared 11th in the NHL and paced Dallas with 161 blocked shots ... Established a new career high with two points (1-1=2), and scored his first power play goal of the season, on Oct. 30 at Montreal ... Logged a career-high 28:24 TOI and added a season-high six shots on Nov. 16 against Boston ... Scored a career-high two goals (2-0=2), including his first game-winning goal of the season, and added a +3 rating on Nov. 18 at NY Islanders ... Scored his first career shorthanded goal (1-0=1) and matched a season high with five hits on Dec. 3 against Edmonton ... Recorded two points (1-1=2), including a PPG, on Dec. 9 at Vegas ... Scored his second SHG of the season (1-0=1) on Dec. 15 at Colorado ... Skated in his 100th career NHL game on Jan. 6 at Winnipeg ... Lit the lamp (1-0=1) and added five blocked shots on Jan. 17 against Los Angeles ... Notched two helpers (0-2=2), a +3 rating and his first career fighting major on Feb. 2 at Nashville ... Logged back-to-back multi-point games (1-3=4) from Feb. 19 - 21 ... Notched two assists (0-2=2), a +3 rating and 25:08 TOI on Feb. 21 against St. Louis ... Matched season highs with a +3 rating and five hits in 26:37 TOI on March 7 against Colorado ... Earned two points (1-1=2), including a PPG, and posted a +2 rating on April 2 against Philadelphia.

CAREER PLAYOFF HIGHS


GAME HIGHS

G	N/A
A	N/A
PTS	N/A
SOG	N/A
PIM	N/A
+/-	N/A

STREAKS

G	N/A
A	N/A
PTS	N/A

CAREER POSTSEASON: Looking to make his Stanley Cup Playoffs debut ... **2015-16:** Made his Calder Cup Playoffs debut, skating in four games and registering four points (2-2=4) for Texas ... Tied for the team lead in points (4) and goals (2), and led all team skaters with a +2 rating ... Recorded points in his first three postseason contests with Texas ... Notched his first career playoff assist (0-1=1) in Game 1 of the Pacific Division Semifinals vs. San Diego ... Posted a two-point outing (1-1=2), including the game-winning tally on the power play for his first career postseason goal in Game 2 of the PDSF vs. San Diego ... Registered a goal (1-0=1) in Game 3 of the PDSF at San Diego.



BEN

LOVEJOY



#21 | D | SHOOTS RIGHT | 6'1" | 205 LBS | DOB: 2/20/84 | CONCORD, NEW HAMPSHIRE

DRAFTED: Undrafted

ACQUIRED: Via trade from New Jersey on Feb. 23, 2019 in exchange for defenseman Connor Carrick and a third-round selection in the 2019 NHL Draft

YEAR	TEAM	GP	G	A	PTS	PIM	+/-	PP	SH	GW	S
18-19	NEW JERSEY	51	2	5	7	33	1	0	0	0	70
	DALLAS	20	0	2	2	4	-2	0	0	0	25
	CAR. PLAYOFFS	63	5	10	15	26	6	0	0	1	81

2018-19: Split the season between New Jersey and Dallas, registering nine points (2-7=9) in 71 regular-season games ... Opened the season with New Jersey, recording seven points (2-5=7) in 51 games with the Devils ... Was acquired by Dallas via trade on Feb. 23 in exchange for defenseman Connor Carrick and a third-round selection in the 2019 NHL Draft ... Tallied two assists (0-2=2) in 20 games with Dallas ... Ranked second in the NHL with an average shorthanded time on ice per game of 3:24 ... Tallied an assist (0-1=1) for his first point of the season and added a +2 rating on Oct. 11 against Washington ... Earned points in back-to-back games (0-2=2) from Nov. 5 - 6 ... Notched a season-best six hits on Nov. 9 at Toronto ... Matched a career high with six shots on goal on Nov. 13 against Pittsburgh ... Registered a season-high six blocked shots and added a +1 rating on Dec. 31 against Vancouver ... Notched a season-high two points (1-1=2) on Jan. 6 at Vegas ... Logged a season-high 22:24 TOI and added five hits and five blocked shots on Feb. 10 against Carolina ... Made his Stars debut on Feb. 24 at Chicago ... Matched a career high with two assists (0-2=2), including the 100th point of his NHL career, on Feb. 28 at Los Angeles ... Posted a +2 rating in 18:11 TOI on March 14 at Minnesota ... Logged five blocked shots on April 5 at Chicago.

CAREER PLAYOFF HIGHS

GAME HIGHS

G	1 (5X), last: April 16, 2018 at TBL
A	1 (10X), last: June 4, 2016 at SJS
PTS	2, June 4, 2016 at SJS
SOG	5 (2X), last: May 13, 2016 vs. TBL
PIM	2 (13X), last: April 14, 2018 at TBL
+/-	2 (9X), last: April 16, 2018 vs. TBL

STREAKS

G	N/A
A	2 gms (2X), last: May 24-26, 2016
PTS	2 gms (2X), last: May 24-26, 2016

CAREER POSTSEASON: Recorded 15 points (5-10=15) in 63 career Stanley Cup Playoff games ... **Won the 2016 Stanley Cup as a member of the Pittsburgh Penguins** ... **2017-18:** Appeared in five postseason games with New Jersey, recording one goal (1-0=1) ... **2015-16:** Skated in all 24 Stanley Cup Playoff contests with Pittsburgh, logging six points (2-4=6) and 12 penalty minutes ... Tied for third among team defenseman and sixth on the club with a +5 plus/minus rating in the postseason ... **2014-15:** Appeared in five postseason contests with Pittsburgh, recording two assists (0-2=2) ... **2013-14:** Potted two goals (2-0=2) in 13 Stanley Cup Playoff games with Anaheim ... Led team blueliners in postseason goals (2) and shared first among all Anaheim players with one postseason game-winning goal ... **2012-13:** Skated in seven postseason games with Anaheim, tallying two assists (0-2=2) ... **2011-12:** Registered two blocked shots in two Stanley Cup Playoff games with Pittsburgh ... **2010-11:** Made his Stanley Cup Playoffs debut with Pittsburgh, logging 10:54 TOI/G and two assists (0-2=2) in seven contests.



MARC METHOT



#33 | D | SHOOTS LEFT | 6'4" | 230 LBS | DOB: 6/21/85 | OTTAWA, ONTARIO

DRAFTED: Selected by Columbus in the sixth round (168th overall) of the 2003 NHL Draft
ACQUIRED: Via trade from Vegas on June 26, 2017 in exchange for goaltender Dylan Ferguson and a second-round selection in the 2020 NHL Draft

YEAR	TEAM	GP	G	A	PTS	PIM	+/-	PP	SH	GW	S
18-19	DALLAS	9	0	0	0	6	-3	0	0	0	3
	CAR. PLAYOFFS	38	3	6	9	24	2	0	0	2	43

2018-19: Skated in nine regular-season games with Dallas in 2018-19 ... Averaged 16:56 of time on ice per game ... Recorded 15 hits and 10 blocked shots ... Made his season debut on Oct. 4 against Arizona, posting four hits and three blocked shots ... Skated in a season-high 19:21 TOI and added three blocked shots on Oct. 9 against Toronto ... Matched a season high with four hits and added three shots on goal on Nov. 1 at Toronto ... Missed the final 70 games of the season due to a knee injury.

CAREER POSTSEASON: Recorded nine points (3-6=9) in 38 career Stanley Cup Playoff games ... **2016-17:** Recorded four points (2-2=4) and a +5 rating in 18 Stanley Cup Playoff contests with Ottawa ... Established new postseason career highs in goals (2) and games (18) ... Shared second in the NHL and led Ottawa with 80 hits ... Tied for second on the club with a +5 rating and third among team defensemen with four points ... Matched a postseason career high with two points (1-1=2) and scored the game-winning goal in Game 3 of the Eastern Conference Final against Pittsburgh on May 17 ... Logged postseason highs with 10 hits and 33:20 TOI in Game 7 of the ECF at Pittsburgh on May 25 ... **2014-15:** Appeared in six postseason contests with Ottawa, recording 27 hits and 15 blocked shots ... Shared the team-lead in blocked shots (15) and was tied for third in hits (27) ... **2012-13:** Tallied five points (1-4=5) in 10 Stanley Cup Playoffs games with Ottawa ... Ranked third among team defensemen in points (5) and was one of two blueliners to record a goal ... Finished second on the team with 33 hits ... Registered two points (1-1=2), marking his first career NHL postseason point, goal and GWG, in Game 1 of the Eastern Conference Quarterfinals at Montreal on May 2 ... Logged a three-game point streak (0-3=3) in Games 3 - 5 of the ECQF against Montreal from May 5 - 9 ... **2008-09:** Skated in four games in the Stanley Cup Playoffs with Columbus, posting nine hits and five blocked shots ... Made his Stanley Cup Playoffs debut, posting three hits in 14:19 TOI, in Game 1 of the Eastern Conference Quarterfinals at Detroit on April 16.


CAREER PLAYOFF HIGHS

GAME HIGHS

G	1 (3X), last: May 17, 2017 vs. PIT
A	1 (6X), last: May 17, 2017 vs. PIT
PTS	2 (2X), last: May 17, 2017 vs. PIT
SOG	4 (3X), last: April 22, 2015 vs. MTL
PIM	4 (2X), last: May 4, 2017 at NYR
+/-	4, May 17, 2017 vs. PIT

STREAKS

G	N/A
A	3 gms, from May 5-9, 2013
PTS	3 gms, from May 5-9, 2013



VALERI

NICHUSHKIN



#43 | RW | SHOOTS LEFT | 6'4" | 205 LBS | DOB: 3/4/95 | CHELYABINSK, RUSSIA

DRAFTED: Selected by Dallas in the first round (10th overall) of the 2013 NHL Draft

YEAR	TEAM	GP	G	A	PTS	PIM	+/-	PP	SH	GW	S
18-19	DALLAS	57	0	10	10	0	-4	0	0	0	65
CAR. PLAYOFFS		16	1	2	3	4	-1	0	0	0	20

2018-19: Registered 10 points (0-10=10) in 57 regular-season games in his first season back in the NHL since 2015-16 ... seven of his ten assists came on home ice ... Made his season debut on Oct. 9 against Toronto ... Tallied an assist (0-1=1) for his first point of the season and added a season-high four shots on goal on Oct. 13 against Anaheim ... Logged a season-high +2 plus/minus rating on Oct. 25 against Anaheim ... Notched his second assist of the season (0-1=1) on Nov. 3 at Washington ... Recorded points in back-to-back games (0-2=2) from Nov. 8 - 11 ... Posted a season-high three blocked shots and added two hits on Dec. 12 at Anaheim ... Logged an assist (0-1=1) and posted two hits and two blocked shots on Dec. 13 at San Jose ... Matched a season high with four SOG on Dec. 20 against Chicago ... Logged a season-high 17:04 of ice time and added two hits on Dec. 22 at Minnesota ... Tallied helpers in back-to-back games (0-2=2) from Dec. 31 - Jan. 2 ... Notched an assist (0-1=1) and three hits on Jan. 2 against New Jersey ... Skated in his 200th career NHL game on Jan. 8 at St. Louis, posting two hits in 15:00 TOI ... Registered a career-high five hits on Feb. 26 at Vegas ... Earned an assist (0-1=1), four SOG and three hits on March 17 against Vancouver ... Recorded assists in back-to-back games (0-2=3) from March 23 - 25.

CAREER PLAYOFF HIGHS

GAME HIGHS

G	1, April 21, 2014 vs. ANA
A	1 (2X), last: May 9, 2016 at STL
PTS	1 (3X), last: May 9, 2016 at STL
SOG	5, May 7, 2016 vs. STL
PIM	2 (2X), last: May 1, 2016 vs. STL
+/-	2, April 16, 2014 at ANA


STREAKS

G	N/A
A	N/A
PTS	N/A

CAREER POSTSEASON: Recorded three points (1-2=3) in 16 career Stanley Cup Playoff games ... **2015-16:** Earned five points (1-4=5) in nine postseason contests ... Shared second on the team with four assists and ranked third with five points ... **2013-14:** Made his Stanley Cup Playoffs debut, recording two points (1-1=2) in six postseason contests ... Recorded an assist (0-1=1) in his NHL postseason debut in Game 1 of the Western Conference First Round at Anaheim ... Scored his first career postseason goal (1-0=1) in Game 3 of the WCFR vs. Anaheim ... **2012-13:** Recorded nine points (6-3=9) and a +5 rating in 25 KHL postseason contests with Traktor Chelyabinsk ... Shared third on the team with six postseason goals.



JAMIE OLEKSIAK



#2 | D | SHOOTS LEFT | 6'7" | 225 LBS | DOB: 12/21/92 | TORONTO, ONTARIO

DRAFTED: Selected by Dallas in the first round (14th overall) of the 2011 NHL Draft
ACQUIRED: Via trade from Pittsburgh on Jan. 28, 2019 in exchange for a fourth-round selection in the 2019 NHL Draft

YEAR	TEAM	GP	G	A	PTS	PIM	+/-	PP	SH	GW	S
18-19	PITTSBURGH	36	4	7	11	37	5	0	0	0	35
	DALLAS	21	0	1	1	8	0	0	0	0	20
	CAR. PLAYOFFS	12	1	0	1	7	-2	0	0	0	12

2018-19: Split the season between Pittsburgh and Dallas, posting 12 points (4-8=12) in 57 regular-season games ... Opened the season with Pittsburgh, recording 11 points (4-7=11) in 34 games ... Was acquired by Dallas via trade on Jan. 28 in exchange for a fourth-round selection in the 2019 NHL Draft ... Appeared in 21 games with Dallas and tallied one assist (0-1=1) ... Finished the season with 135 hits ... Recorded four-or-more hits in a game 15 times ... Logged a season-long four-game point streak (2-4=6) from Oct. 23 – Oct. 30 ... Matched a career high with two goals (2-0=2) on Oct. 23 at Edmonton ... Tallied an assist (0-1=1) and tied a career high with a +4 plus/minus rating on Oct. 27 at Vancouver ... Registered a season-high seven hits on Nov. 3 against Toronto ... Posted a +3 rating and four hits on Nov. 19 against Buffalo ... Notched an assist (0-1=1), six hits and 19:54 TOI on Nov. 21 vs. Dallas ... Logged a season-high 22:36 of ice time on Dec. 15 at Los Angeles ... Skated in his 200th career NHL game on Nov. 7 at Washington and added seven hits, matching a season high ... Made his Stars season debut on Jan. 30 against Buffalo, posting two shots, two hits and two blocked shots in 13:03 TOI ... Posted four shots and five hits on Feb. 14 at Tampa Bay ... Registered three hits and two blocked shots in 18:37 TOI on April 5 at Chicago.

CAREER POSTSEASON: Recorded one goal (1-0=1) in 12 career Stanley Cup Playoff games ... **2017-18:** Made his Stanley Cup Playoffs debut with Pittsburgh, skating in 12 postseason contests and recording one goal (1-0=1).


CAREER PLAYOFF HIGHS

GAME HIGHS

G	1, May 5, 2018 at WSH
A	0
PTS	1, May 5, 2018 at WSH
SOG	2 (4X), last: May 5, 2018 at WSH
PIM	5, April 20, 2018 vs. PHI
+/-	1 (3X), last: April 20, 2018 vs. PHI

STREAKS

G	N/A
A	N/A
PTS	N/A



TYLER
PITLICK



#18 | RW | SHOOTS RIGHT | 6'2" | 200 LBS | DOB: 11/1/91 | MINNEAPOLIS, MINNESOTA

DRAFTED: Selected by Edmonton in the second round (31st overall) of the 2010 NHL Draft

ACQUIRED: Signed by Dallas as a free agent on July 1, 2018

YEAR	TEAM	GP	G	A	PTS	PIM	+/-	PP	SH	GW	S
18-19	DALLAS	47	8	4	12	6	-2	1	0	1	75
CAR. PLAYOFFS		0	0	0	0	0	0	0	0	0	0

2018-19: Registered 12 points (8-4=12) in 47 regular-season games ... He has finished all five of his NHL seasons with more goals than assists ... Ranked eighth on Dallas with 93 hits ... Dallas logged a 10-1-1 record in games in which he tallied a point, which gives the Stars a record of 26-6-3 in games which he's recorded a point over his two seasons ... Logged a season-high 17:35 TOI on Oct. 19 against Minnesota finishing the game with a +1 plus/minus rating ... Scored his first career power play goal (1-0=1), marking his first goal of the season, on Oct. 23 against Los Angeles ... Notched his first assist (0-1=1) of the season on Oct. 25 against Anaheim ... Lit the lamp (1-0=1) and added a season-high four blocked shots on Nov. 3 at Washington ... Skated in his 100th game in a Stars sweater and matched a career best with seven hits on Nov. 21 at Pittsburgh ... Established a new career-long with a three-game goal streak (3-0=3) from Dec. 23 - 29 ... Scored his first game-winning goal (1-0=1) of the season and matched a career high with seven shots on goal on Dec. 27 at Nashville ... Scored a goal (1-0=1) and notched a season-high +2 rating on Dec. 29 against Detroit ... Missed 30 games from Jan. 30 through March 28 due to a wrist injury ... Finished the season by scoring a goal in two out of the last three games...

CAREER PLAYOFF HIGHS

GAME HIGHS

G	N/A
A	N/A
PTS	N/A
SOG	N/A
PIM	N/A
+/-	N/A


STREAKS

G	N/A
A	N/A
PTS	N/A

CAREER POSTSEASON: Looking to make his Stanley Cup Playoffs debut ... **2013-14:** Appeared in two Calder Cup Playoff games, posting four shots ... **2012-13:** Recorded six points (2-4=6) in 16 Calder Cup Playoff games, helping Oklahoma City reach the Western Conference Final ... Scored two goals (2-0=2), including a power play goal, and earned six SOG in Game 4 of the Western Conference Quarterfinals at Charlotte on May 3 ... **2011-12:** Registered seven points (2-5=7) in 13 Calder Cup Playoff games in his first professional postseason appearance, helping Oklahoma City reach the Western Conference Final ... Shared fifth on the team with five assists and seventh with seven points ... Made his Calder Cup Playoffs debut and scored the game-winning goal (1-0=1) for his first career Calder Cup Playoff point in Game 1 of the Western Conference Quarterfinals at Houston on April 19 ... Notched two assists (0-2=2) for his first postseason multi-point game in Game 4 of the WCQF vs. Houston on April 24 ... Tallied points (0-3=3) in back-to-back games in Games 1 - 2 of the Western Conference Semifinals vs. San Antonio from May 3 - 5.



ROMAN POLAK



#45 | D | SHOOTS RIGHT | 6'2" | 240 LBS | DOB: 4/28/86 | OSTRAVA, CZECHSLOVAKIA

DRAFTED: Selected by St. Louis in the sixth round (180th overall) of the 2004 NHL Draft

ACQUIRED: Signed by Dallas as free agent on July 1, 2018

YEAR	TEAM	GP	G	A	PTS	PIM	+/-	PP	SH	GW	S
18-19	DALLAS	77	1	8	9	69	6	0	0	0	77
	CAR. PLAYOFFS	58	0	3	3	44	-12	0	0	0	56

2018-19: Registered nine points (1-8=9) in 77 regular-season games in his first season with Dallas ... Ranked tied for 17th the NHL and paced Dallas with 152 blocked shots ... Ranked 11th among League defensemen and ranked second on the team with 191 hits ... Led Dallas with 69 penalty minutes ... Finished sixth on the Stars with an average 19:10 time on ice per game ... Ranked second on Dallas with 2:38 shorthanded TOI/G ... Shared first on the squad with a +16 rating on home ice ... Registered six (1-5=6) of his nine points in 38 games at American Airlines Center ... Dallas posted a 7-0-2 record in games in which he recorded a point ... Logged three-or-more hits in a game 38 times in 2018-19 ... Made his debut in a Stars sweater on Oct. 4 against Arizona ... Dented the net (1-0=1) for his first point of the season on Oct. 25 against Anaheim ... Logged a season-high +2 rating and added two hits on Oct. 30 at Montreal ... Skated in his 700th career NHL game on Nov. 5 at Boston ... Tallied an assist (0-1=1) for his first helper of the campaign on Dec. 7 against San Jose ... Notched a season-high six hits and added three blocked shots on Dec. 9 at Vegas ... Logged a career-high 19 PIM and tied the Dallas Stars record for most penalty minutes in a road game by a defenseman on Dec. 22 at Minnesota ... Posted a season-high 25:50 TOI on Dec. 27 at Nashville ... Matched season highs with a +2 rating and four shots on goal on Dec. 29 against Detroit ... Tallied an assist (0-1=1), five blocked shots and four hits on Jan. 2 against New Jersey ... Matched a season-high with six hits on Jan. 15 against Tampa Bay ... Registered a helper (0-1=1) four blocked shots and three hits on Feb. 1 against Minnesota ... Posted a season-high six blocked shots and added five hits on Feb. 21 against St. Louis ... Recorded season-long two-game point streak (0-2=0) from March 14 -17 ... Posted five hits and four blocks on March 17 vs. Vancouver ... Tied a season high with four shots on March 23 vs. Pittsburgh.

CAREER PLAYOFF HIGHS

GAME HIGHS

G	0
A	1 (3X), last: April 25, 2018 at BOS
PTS	1 (3X), last: April 25, 2018 at BOS
SOG	4, May 2, 2013 vs. LAK
PIM	15, April 14, 2012 vs. SJS
+/-	3, April 25, 2018 at BOS

STREAKS

G	N/A
A	N/A
PTS	N/A

CAREER POSTSEASON: Recorded three points (0-3=3) in 58 career Stanley Cup Playoff games ... **2017-18:** Registered one assist (0-1=1) and a +3 rating in seven postseason contests with Toronto ... **2016-17:** Appeared in two Stanley Cup Playoff games with Toronto and recorded nine hits and four blocked shots ... **2015-16:** Appeared in 24 postseason games, helping San Jose reach the Stanley Cup Final ... Finished eighth in the NHL and third on the team with 67 hits ... Ranked seventh in the NHL and third on the team with 45 blocked shots ... **2013-14:** Logged one assist (0-1=1) in six Stanley Cup Playoff games with St. Louis ... Shared second on the club in blocked shots (12) ... **2012-13:** Recorded one assist (0-1=1) in six postseason contests with St. Louis ... Finished third on the club with eight blocked shots ... Recorded his first career point in the Stanley Cup Playoffs in Game 6 of the Western Conference First Round vs. Los Angeles ... **2011-12:** Skated in nine Stanley Cup Playoff games with St. Louis and posted 19 PIM ... Finished third on the team in blocked shots (18) and fourth in hits (24) ... **2008-09:** Appeared in four postseason games with St. Louis, recording four shots, six hits and eight blocked shots ... Made his debut in the Stanley Cup Playoffs in Game 1 of the Western Conference First Round vs. Vancouver, logging a team-high 23:18 TOI.



ALEXANDER

RADULOV



#47 | RW | SHOOTS LEFT | 6'1" | 205 LBS | DOB: 7/5/86 | NIZHNY TAGIL, RUSSIA

DRAFTED: Selected by Nashville in the first round (15th overall) of the 2004 NHL Draft

ACQUIRED: Signed by Dallas as a free agent on July 3, 2017

YEAR	TEAM	GP	G	A	PTS	PIM	+/-	PP	SH	GW	S
18-19	DALLAS	70	29	43	72	54	22	7	0	7	209
	CAR. PLAYOFFS	24	8	13	21	35	3	1	0	1	49

2018-19: Registered 72 points (29-43=72) in 70 regular-season games ... Led the Stars and established a new career high with a +22 plus/minus rating ... Finished second on the team with 43 assists and 72 points ... Ranked second on Dallas with 29 goals ... Ranked second on the Stars with seven game-winning goals and ranked third with seven power play goals ... Ranked second among Stars forwards and fifth among all club skaters with 19:47 time on ice per game ... Led Dallas with 3:06 power play TOI/G ... Ranked second on the Stars with 23 power play points (7-16=23) ... Led team forwards and finished third among all Stars skaters with 83 blocked shots ... Also shared third on Dallas with 43 takeaways ... Finished second on the team with 18 multi-point games, with Dallas posting a 15-3-0 record in those contests ... Was an even-or-plus skater in 51 of 70 games in 2018-19, including logging a +2 rating or better in 12 games ... Scored a goal in each of the first four games of the season (4-5=9) from Oct. 4 - 13, marking the first time in his career he's done so and becoming just the second player in Dallas Stars history to do so ... Registered back-to-back three-point outings (2-4=6) from Oct. 6 - 9 ... Notched two points (1-1=2), including his first power play goal of the season, on Oct. 13 against Anaheim ... Dented the net (1-0=1) and added a season-high four blocked shots on Nov. 12 against Columbus ... Tallied three points (2-1=3), including the 100th goal of his NHL career, on Nov. 18 at NY Islanders ... Scored his first GWG of the season (1-0=1) on Dec. 1 at Vancouver ... Logged a four-game point streak (1-5=6) from Dec. 15 - 22 ... Registered two points (1-1=2), including his first overtime goal of the campaign, on Dec. 22 at Minnesota ... Scored two goals (2-0=2) for his second multi-goal game of the season on Dec. 29 against Detroit ... Recorded a four-game point streak (1-7=8) from Jan. 2 - 8 ... Matched a career high with three assists (0-3=3) on Jan. 2 against New Jersey ... Tallied two assists (0-2=2) and matched a season high with a +3 rating on Feb. 12 at Florida ... Posted a career-high eight shots on goal on Feb. 19 against Nashville ... Tallied an assist (0-1=1) and logged a season-high 25:00 TOI on Feb. 28 at Los Angeles ... Scored three goals (3-0=3) for his first career hat trick on March 7 against Colorado ... Matched a career best with eight SOG on March 15 against Vegas ... Ended the season on an eight-game point streak (5-7=12) from March 23 - April 6 ... Notched three points (2-1=3) and tied a season-high +3 rating on March 19 against Florida ... Matched his career high with four points (2-2=4) on April 2 vs. Philadelphia.

CAREER PLAYOFF HIGHS

GAME HIGHS

G	2, April 11, 2007 vs. SJS
A	2, April 14, 2017 vs. NYR
PTS	3, April 14, 2017 vs. NYR
SOG	6 (2X), last: April 14, 2017 vs. NYR
PIM	15, April 13, 2007 vs. SJS
+/-	2 (2X), last: April 14, 2017 vs. NYR


STREAKS

G	2 gms (3X), last: April 14-16, 2017
A	4 gms, April 13- 20, 2012
PTS	4 gms, April 13- 20, 2012

CAREER POSTSEASON: Recorded 21 points (8-13=21) in 24 career Stanley Cup Playoff games ... **2016-17:** Paced Montreal with a postseason career-high seven points (2-5=7) in six Stanley Cup Playoff games ... Also led the team and tied a postseason career high with five assists, and shared first with two goals ... Ranked sixth on the team and second among club forwards with 19:54 TOI/G ... Registered a postseason career-high three points (1-2=3), including the first game-winning goal of his Stanley Cup Playoffs career, in Game 2 of the Eastern Conference First Round vs. NY Rangers on April 14 ... **2011-12:** Recorded six points (1-5=6) in eight Stanley Cup Playoff contests with Nashville ... Shared first on the Predators in points (6), while he led the club in assists (5) ... **2007-08:** Recorded four points (2-2=4) in six Stanley Cup Playoff games ... Shared first on the team in goals (2) and points (4) ... **2006-07:** Made his first appearance in the Stanley Cup Playoffs, recording four points (3-1=4) in four contests ... Finished second on the team in goals (3) and tied for second in points (4).



BRETT RITCHIE



#25 | RW | SHOOTS RIGHT | 6'4" | 220 LBS | DOB: 7/1/93 | ORANGEVILLE, ONTARIO

DRAFTED: Selected by Dallas in the second round (44th overall) of the 2011 NHL Draft

YEAR	TEAM	GP	G	A	PTS	PIM	+/-	PP	SH	GW	S
18-19	DALLAS	53	4	2	6	57	-7	1	0	2	57
CAR. PLAYOFFS		2	0	0	0	0	-2	0	0	0	1

2018-19: Registered six points (4-2=6) in 53 regular-season games ... Ranked second on Dallas with 57 penalty minutes ... Matched a career high and finished tied for seventh on Dallas with two game-winning goals ... Ranked fifth on the Stars with 126 hits, while his 2.53 hits-per-game clip was good for second on the team ... Registered five (3-2=5) of his six points on the season came on home ice ... Posted three-or-more hits 21 times in 2018-19, including recording four-plus hits 11 times ... Logged two hits and his first fighting major of the season on Oct. 6 against Winnipeg ... Shared the team lead with five hits on Oct. 23 against Los Angeles ... Tallied an assist (0-1=1) for his first point of the season and added a season-high +2 plus/minus rating on Oct. 25 against Anaheim ... Skated in his 200th career NHL game on Nov. 12 at Columbus ... Logged a career-high 10 hits on Nov. 21 at Pittsburgh ... Registered points in back-to-back games (2-1=3) from Dec. 3 - 7 ... Matched a career high with two points (1-1=2), including the game-winning goal for his first marker of the campaign, on Dec. 3 against Edmonton ... Scored his second game-winning goal (1-0=1) of the season on Dec. 7 against San Jose ... Scored his first power play goal of the season (1-0=1) on Jan. 19 against Winnipeg ... Logged a season-best four shots on Feb. 2 at Nashville ... Recorded five hits and a season-high 15 PIM on Feb. 4 against Arizona ... Registered three hits and a season-high 14:42 of ice time on Feb. 14 at Tampa Bay ... Posted his second fighting major of the campaign and added four hits and three SOG on Feb. 21 against St. Louis ... Logged a game-high six hits on Feb. 24 at Chicago.

CAREER PLAYOFF HIGHS


GAME HIGHS

G	0
A	0
PTS	0
SOG	1, May 7, 2016 vs. STL
PIM	0
+/-	-1 (2X), last: May 7, 2016 vs. STL

STREAKS

G	N/A
A	N/A
PTS	N/A

CAREER POSTSEASON: Has appeared in two career Stanley Cup Playoff games ... **2015-16:** Appeared in his first Stanley Cup Playoffs, skating in two postseason contests with Dallas ... Registered one shot and two hits in the postseason ... Made his Stanley Cup Playoffs debut in Game 4 of the Western Conference Second Round at St. Louis.



TYLER SEGUIN

A



#91 | C | SHOOTS RIGHT | 6'1" | 200 LBS | DOB: 1/31/92 | BRAMPTON, ONTARIO

DRAFTED: Selected by Boston in the first round (2nd overall) of the 2010 NHL Draft
ACQUIRED: From Boston along with Rich Peverley and Ryan Button in exchange for Loui Eriksson, Matt Fraser, Reilly Smith and Joe Morrow on July 4, 2013

YEAR	TEAM	GP	G	A	PTS	PIM	+/-	PP	SH	GW	S
18-19	DALLAS	82	33	47	80	18	+17	9	0	8	334
CAR. PLAYOFFS		49	7	14	21	6	7	0	0	1	149

2018-19: Registered 80 points (33-47=80) in 82 regular-season games ... Skated in all 82 regular-season contests for the third consecutive season ... One of only three players in the NHL to have recorded 70-or-more points in each of the last six seasons ... Is the first player in franchise history to record 60+ points in each of his first six seasons with the team, and is just the third player in franchise history to earn 60-or-more points in six consecutive seasons ... Led the Stars with 80 points, the second-highest point total of his NHL career ... Tied his single season career-high with 47 assists ... Ranked first on the team with 33 goals ... Finished first on Dallas with eight game-winning goals and nine power play goals ... Was tied for first on the squad with two overtime goals ... Ranked fourth in the NHL and led the Stars with 334 shots on goal ... Finished second on the team with a +17 rating ... Led Dallas forwards and finished fourth among all club skaters with 20:45 time on ice per game ... Paced the Stars with 47 takeaways ... Led Dallas with 27 points (9-18=27) on the power play ... Ranked first on the Stars with 21 multi-point games with the Stars earning a 19-2-0 record in those contests ... Registered a three-game point streak (3-7=10) from Oct. 6 - 13, including posting back-to-back four-point games (3-5=8) from Oct. 6 - 9 ... Notched a season-high four points (2-2=4), including his first goal, PPG, GWG and point of the campaign, on Oct. 6 against Winnipeg ... Recorded two assists (0-2=2) and nine shots on goal on Oct. 13 against Anaheim ... Skated in his 600th career NHL game and added an assist (0-1=1) on Oct. 28 at Detroit ... Notched three points (1-2=3) and a +2 rating on Nov. 18 at NY Islanders ... Earned two points (1-1=2), including his first overtime goal of the season, on Nov. 28 at Calgary ... Registered a four-game point streak (3-3=6) from Dec. 13 - 20 ... Notched three points (2-1=3) and his second multi-goal game of the season on Dec. 15 at Colorado ... Posted a season-long seven-game point streak (6-5=11) from Dec. 29 - Jan. 10 ... Tallied 46 points (22-24=46) since Jan. 1 and finished tied for the seventh-most goals in the NHL over that span ... Notched two goals (2-0=2) and eight shots on Jan. 2 against New Jersey ... Recorded an assist (0-1=1) for his 300th career NHL assist on Jan. 6 at Winnipeg ... Recorded two points (1-1=2) and won a career-best 17 faceoffs, going 17-for-23 (73.9%) on the dot, on Jan. 19 vs. Winnipeg ... Logged a four-game point streak (4-2=6) from Feb. 1 - 7 ... Tallied three points (2-1=3) and tied a season high with a +3 rating on Feb. 12 at Florida ... Registered an assist (0-1=1) for his 60th point of the season on March 2 at St. Louis to become the first player in franchise history to record 60+ points in each of his first six seasons with the team ... Recorded a six-game point streak (4-6=10) from March 19 - 28 ... Tied his career high with four assists (0-4=4) and matched a season-high +3 rating on March 19 against Florida ... Lit the lamp (1-0=1) and logged a season-high 10 shots on goal on March 21 vs. Colorado, tying the Dallas record for most shots on goal in a single period with seven shots in the third period.

CAREER PLAYOFF HIGHS

GAME HIGHS

G	2, May 17, 2011 vs. TBL
A	2, May 17, 2011 vs. TBL
PTS	4, May 17, 2011 vs. TBL
SOG	8 (3X), last: April 25, 2014 at ANA
PIM	2 (3X), last: June 24, 2013 vs. CHI
+/-	3, May 17, 2011 vs. TBL


STREAKS

G	2 gms (2X), last: April 22-25, 2012
A	3 gms, June 12-17, 2013
PTS	3 gms, June 12-17, 2013

CAREER POSTSEASON: Recorded 21 points (7-14=21) in 49 career Stanley Cup Playoff games ... **Won the 2011 Stanley Cup as a member of the Boston Bruins ... 2015-16:** Made his only appearance in the 2016 Stanley Cup Playoffs in Game 2 of the Western Conference First Round vs. Minnesota ... Missed the first 11 games of the postseason due to injury ... **2013-14:** Recorded three points (1-2=3) in six games in the Stanley Cup Playoffs with Dallas ... Ranked third among Stars forwards and fifth among all club skaters with 19:57 TOI/G ... **2012-13:** Registered eight points (1-7=8) in 22 postseason contests with Boston as the club advanced to the Stanley Cup Final ... Shared fourth in the NHL and ranked second on Boston with 70 SOG ... Notched two points (1-1=2) in Game 4 of the Eastern Conference Semifinals against NY Rangers ... Four (0-4=4) of his seven points in the postseason came in the SCF against Chicago ... Logged a postseason career high with 29:18 TOI and registered one assist (0-1=1) and eight SOG in Game 1 of the SCF against Chicago ... **2011-12:** Registered three points (2-1=3) in seven postseason contests ... Earned two points (1-1=2) and scored the GWG in Game 6 of the ECF at Washington ... **2010-11:** Won the Stanley Cup with Boston ... Made his Stanley Cup Playoffs debut, registering 7 points (3-4=7) in 13 postseason contests ... Recorded two points (1-1=2) in his first career Stanley Cup Playoffs contest in Game 1 of the Eastern Conference Final against Tampa Bay ... Tallied a postseason career-high four points (2-2=4) in Game 2 of the ECF against Tampa.



JASON SPEZZA



#90 | C | SHOOTS RIGHT | 6'3" | 215 LBS | DOB: 6/13/83 | TORONTO, ONTARIO

DRAFTED: Selected by Ottawa in the first round (2nd overall) of the 2001 NHL Draft
ACQUIRED: Via trade from Ottawa along with Ludwig Karlsson on July 1, 2014 in exchange for Alex Chiasson, Nick Paul, Alex Guptill and a second-round selection in the 2015 NHL Draft

YEAR	TEAM	GP	G	A	PTS	PIM	+/-	PP	SH	GW	S
18-19	DALLAS	76	8	19	27	29	-13	2	0	1	121
CAR.	PLAYOFFS	69	22	43	65	28	-2	9	0	4	171

2018-19: Registered 27 points (8-19=27) in 76 regular-season games ... Ranked first in the NHL with a career-high 58.2% faceoff win percentage, going 470-for-807 from the faceoff circle on the season ... Recorded eight-or-more faceoff wins 18 times in 2018-19 ... Shared seventh on Dallas with 19 assists ... Shared fifth on the club with 16 points (5-11=16) in 37 games on home ice ... Also finished sixth on the Stars with an average 2:12 of power play time on per game ... Was an even-or-plus skater in 55 of 76 games in 2018-19 ... Logged six multi-point games with Dallas posting a 5-1-0 record in those contests ...

Registered two assists (0-2=2) for his first points of the campaign on Oct. 6 against Winnipeg ... Logged a three-game point streak (2-2=4) from Oct. 19 - 25 ... Scored his first goal of the season (1-0=1) on Oct. 19 against Minnesota ... Skated in his 1,000th career NHL game on Oct. 30 at Montreal ... Scored a power play goal (1-0=1) on Nov. 10 against Nashville ... Logged a fighting major on Nov. 16 vs. Boston, his first since Dec. 17, 2016 vs. Philadelphia ...

Recorded two assists (0-2=2), including the 900th point of his NHL career, and matched a season-high +2 rating on Nov. 18 at NY Islanders ... Logged a three-game assist streak (0-3=3) from Dec. 7 - 12 ... Registered 13 faceoff wins and an 81.3% faceoff win percentage on Jan. 8 at St. Louis ... Posted a season-high 14 faceoff wins on Feb. 14 at Tampa Bay ... Notched his sixth multi-point game of the season (1-1=2) and added a season-high five shots on goal on Feb. 19 against Nashville ... Scored a power play, game-winning goal (1-0=1) on Feb. 24 at Chicago.

CAREER PLAYOFF HIGHS

GAME HIGHS

G	2 (2X), April 21, 2012 at NYR
A	4, April 25, 2006 at TBL
PTS	4 (2X), last: April 24, 2016 at MIN
SOG	7 (2X), last: April 24, 2010 vs. PIT
PIM	6, April 16, 2012 vs. NYR
+/-	2 (5X), last: April 24, 2016 at MIN

STREAKS

G	3 gms, April 20-24, 2016
A	5 gms (3X), last: April 14-22, 2010
PTS	8 gms, April 26 - May 14, 2007

CAREER POSTSEASON: Recorded 65 points (22-43=65) in 69 career Stanley Cup Playoff games ... **2015-16:** Shared first on the team with five goals and ranked second with 13 points (5-8=13) in 13 postseason contests with Dallas ... Tied for second on the team with two game-winning goals ... Matched a postseason career-high with four points (1-3=4) in Game 6 of the Western Conference First Round at Minnesota ... Established a new postseason career-best with a three-game goal streak (3-4=7) from April 20-24 ... **2012-13:** Tallied one point (0-1=1) in three postseason games with Ottawa, missing the first seven games of the postseason due to injury ... **2011-12:** Recorded five points (3-2=5) in seven postseason games ... **2009-10:** Appeared in six postseason games, tallying seven points (1-6=7) ... **2007-08:** Appeared in four postseason games with Ottawa, recording one assist (0-1=1) ... **2006-07:** Appeared in 20 postseason contests and registered 22 points (7-15=22), helping Ottawa reach the Stanley Cup Final ... Shared first in the NHL in points (22) and assists (15) ... Tied for sixth in the League in goals (7) ... Registered a postseason career-high three assists (0-3=3) in Game 2 of the Eastern Conference Final at Buffalo ... Recorded two assists (0-2=2) in five Stanley Cup Final games vs. Anaheim ... **2005-06:** Appeared in 10 postseason contests with Ottawa, posting 14 points (5-9=14) ... Recorded a postseason career-high four points (0-4=4) in Game 3 of the Eastern Conference Quarterfinals at Tampa Bay ... **2003-04:** Appeared in three postseason games and recorded one SOG ... **2002-03:** Played three postseason games with Ottawa, recording two points (1-1=2) ... Recorded his first postseason goal and assist (1-1=2) in his Stanley Cup Playoffs debut in Game 5 of the Eastern Conference Final vs. New Jersey.



MATS

ZUCCARELLO



#36 | C | SHOOTS LEFT | 5'8" | 184 LBS | DOB: 9/1/87 | OSLO, NORWAY

DRAFTED: Undrafted**ACQUIRED:** Via trade from NY Rangers on Feb. 23, 2019 in exchange for a cond. second-round selection in the 2019 NHL Draft and a cond. third-round selection in the 2020 NHL Draft

YEAR	TEAM	GP	G	A	PTS	PIM	+/-	PP	SH	GW	S
18-19	NY RANGERS	46	11	26	37	24	-11	3	0	1	99
	DALLAS	2	1	2	3	0	3	0	0	0	5
	CAR. PLAYOFFS	60	11	20	31	46	4	1	0	2	127

2018-19: Split the season between the New York Rangers and Dallas, registering 40 points (12-28=40) in 48 total games in 2018-19 ... Opened the campaign with New York, recording 37 points (11-26=37) in 46 games with the Rangers ... Was acquired by Dallas via trade on Feb. 23 in exchange for a conditional second-round selection in the 2019 NHL Draft and a conditional third-round selection in the 2020 NHL Draft ... Earned three points (1-2=3) in two games with Dallas ... Logged 15 points (3-12=15) on the power play ... Finished the season with an average 19:51 time on ice per game, marking a new career high ... Logged 3:00 of power play TOI/G ... Posted 11 multi-point games with his teams earning an 8-3-0 record in those games ... Registered two assists (0-2=2) for his first multi-point game of the season on Oct. 16 against Colorado ... Potted a season-high two goals (2-0=2), including his first power play goal of the campaign, on Oct. 23 against Florida ... Recorded two points (1-1=2) for his third multi-point game on Oct. 30 at San Jose ... Tallied points in a season-long nine consecutive games (5-10=15) from Jan. 12 – Feb. 6 ... Scored his first game-winning goal (1-0=1) of the season on Jan. 12 at NY Islanders ... Matched a season high with two goals (2-0=2) on Jan. 13 at Columbus ... Tied a career high with three assists (0-3=3) on Jan. 15 against Carolina ... Posted a season high +3 rating and a goal (1-0=1) on Jan. 17 vs. Chicago ... Matched a career best with three helpers (0-3=3) on Jan. 31 at New Jersey ... Skated in his 500th career NHL game and dented the net (1-0=1) on Feb. 2 against Tampa Bay ... Logged a four-game point streak (2-5=7) from Feb. 10 – 17 ... Registered back-to-back two-assist outings (0-4=4) from Feb. 10 – 12 ... Scored two goals (2-0=2) for his third multi-goal game of the season and added a season-high eight SOG on Feb. 17 at Pittsburgh ... Made his Stars debut and posted two assists and a season-high +3 rating on Feb. 24 at Chicago, becoming the fourth player in Dallas Stars history to record at least two points in his first game in a Stars sweater after being acquired via trade ... Missed 17 games due to a broken arm ... Skated in his second regular-season contest with Dallas on April 2 vs. Philadelphia, notching one assist (0-1=1).

CAREER PLAYOFF HIGHS**GAME HIGHS**

G	2, April 22, 2017 vs. MTL
A	3, May 9, 2014 at PIT
PTS	3 (2X), last: May 17, 2014 at Montreal
SOG	7, April 23, 2016 at PIT
PIM	6, April 14, 2017 at MTL
+/-	2 (8X), last: May 2, 2017 vs. OTT

STREAKS

G	N/A
A	2 gms, (2X), last: April 16-18, 2015
PTS	2 gms, (8X), last: April 22-27, 2017

CAREER POSTSEASON: Recorded 31 points (11-20=31) in 60 career Stanley Cup Playoff games ... **2016-17:** Registered seven points (4-3=7) in 12 postseason contests with New York ... Shared first on the club in goals (4) and second in points (7) ... His 20:33 ice time ranked second among team forwards and fourth overall on the Rangers ... Potted a postseason career-best two goals (2-0=2), including the game-winning and series-clinching goal, in Game 6 of the Eastern Conference First Round against Montreal ... **2015-16:** Recorded two points (1-1=2) in five postseason contests with New York ... **2014-15:** Posted two assists (0-2=2) in five postseason contests with New York ... **2013-14:** Appeared in all 25 Stanley Cup Playoff games with New York, helping the Rangers reach the Stanley Cup Final ... Tied for fourth on the club with 13 points (5-8=13) ... Shared eighth in the NHL and second on the team with a +7 rating ... Recorded a postseason career-high three assists (0-3=3) in Game 5 of the Eastern Conference Second Round against Pittsburgh ... Logged three points (1-2=3) in Game 1 of the Eastern Conference Final against Montreal ... Registered two points (1-1=2) in five Stanley Cup Final games against Los Angeles ... **2012-13:** Recorded seven points (1-6=7) in 12 postseason games with New York ... Ranked second on the team in points (7) and assists (6) ... **2010-11:** Made his Stanley Cup Playoff debut, appearing in one game with New York.



OTHER PLAYERS

44 – GAVIN BAYREUTHER – DEFENSEMAN

Registered five points (2-3=5) and a +2 plus/minus rating in 19 games played ... Recalled by Dallas from Texas (AHL) on Nov. 15 ... Made his NHL debut on Nov. 16 vs. Boston ... Recorded his first NHL point, in his second NHL game, with an assist on Nov. 18 at the New York Islanders ... Recorded his first career NHL goal on Nov. 23 vs. Ottawa on an empty net ... Registered his first career multi-point game (1-1=2) on Nov. 28 at Calgary ... Reassigned to Texas on Dec. 28.

41 – LANDON BOW – GOALTENDER

Made two appearances without recording a decision, while posting a .947 save percentage and a 1.03 goals against average ... Recalled by Dallas from Texas on Nov. 20 ... Made his NHL debut on Nov. 21 at Pittsburgh, stopping all 14 shots on net that he faced ... Recalled by Dallas from Texas on four total occasions throughout the season.

27 – ERIK CONDRA – CENTER

Appeared in six games for the Stars, posting one goal ... Recalled by Dallas from Texas on Jan. 3 ... Scored a goal on Jan. 12, 2019 vs. St. Louis, marking his first NHL goal since April 7, 2017 at New Jersey while with Tampa Bay ... Reassigned to Texas on Jan. 16.

62 – BEN GLEASON – DEFENSE

Signed by Dallas as an undrafted free agent on Sept. 13 ... Posted one assist (0-1=1) in four games played with Dallas ... Recalled by Dallas from Texas on Nov. 10 ... Made his NHL debut on Nov. 10 vs. Nashville and registered his first career point with an assist on Denis Gurianov's goal ... Reassigned to Texas on Nov. 22.

39 – JOEL HANLEY – DEFENSE

Registered two penalty minutes and nine shots on net in 16 games played for Dallas ... Recalled by Dallas from Texas on Nov. 9 ... Made his Stars debut on Nov. 10 vs. Nashville and played a season-high 18:56 ... Reassigned to Texas on Dec. 19.

48 – DILLON HEATHERINGTON - DEFENSE

Recorded one assist (0-1=1) in five games played for Dallas along with a +4 plus/minus rating ... Recalled by Dallas on Nov. 2 ... Registered an assist on Nov. 8 vs. San Jose ... Reassigned to Texas on Nov. 11.

PLAYERS NO LONGER WITH THE ORGANIZATION



5 – CONNOR CARRICK – DEFENSEMAN

Acquired by Dallas on Oct. 1 from Toronto in exchange for a seventh-round selection in the 2019 NHL Draft ... In 14 games with Dallas, he recorded four points (1-3=4) ... Posted two assists (0-2=2) in his Dallas Stars debut on Oct. 4 vs. Arizona, and added an assist on Oct. 6 vs. Winnipeg in his second game ... Recorded his first goal with the Stars on Oct. 13 vs. Anaheim ... Missed 29 games from Oct. 30 – Dec. 29 due to a foot injury ... Appeared in four games registering two points (1-1=2) for Texas of the American Hockey League on a conditioning assignment From Jan. 21 – Jan. 26 ... Traded to New Jersey, along with a third-round selection in the 2019 NHL Draft, in exchange for Ben Lovejoy on Feb. 23.

17 – DEVIN SHORE – CENTER

Accumulated 17 points (5-12=17) in 42 games played for Dallas on the season ... Scored the first goal of the season for the Stars, which proved to be the game-winner, 4:21 into the second period on Oct. 4 ... Had a three-game point/assist streak (0-4=4) from Oct. 19 through Oct. 25 ... Had a career-high three points (1-2=3) on Oct. 30 at Montreal ... Had his second career two-goal game on Nov. 8 vs. San Jose ... Appeared in his 200th NHL regular-season game on Dec. 23 vs. the New York Islanders ... Traded to Anaheim in exchange for Andrew Coglianò on Jan. 14.


46 – GEMEL SMITH – LEFT WING

In 14 games with Dallas on the season, he recorded three points (2-1=3) ... Scored his first goal of the season on Oct. 28 at Detroit ... Claimed by Boston off waiver on Dec. 6.



POSTSEASON

OPPONENTS





CALGARY
FLAMES

PACIFIC DIVISION | WEST
2018-19 RECORD: 50-25-7, 1ST PACIFIC

AT AMERICAN AIRLINES CENTER

DATE	SCORE	GWG
Dec. 18, 2018	DAL 2 vs. CGY 0	Jamie Benn

*Denotes Overtime Game

AT SCOTIABANK SADDLEDOME

DATE	SCORE	GWG
Nov. 28, 2018*	DAL 4 at CGY 3	Tyler Seguin
March 27, 2019	DAL 2 at CGY 1	Miro Heiskanen

INDIVIDUAL SCORING

STARS

Player	GP	G	A	P	+/-	PIM	PP	SH
Tyler Seguin	3	1	3	4	2	2	0	0
Jamie Benn	3	2	1	3	2	4	1	0
Radek Faksa	3	1	2	3	2	0	0	0
Miro Heiskanen	3	1	1	2	-1	0	1	0
Alexander Radulov	3	1	1	2	1	0	1	0
Gavin Bayreuther	2	1	1	2	3	2	0	0
Jason Spezza	2	1	0	1	-1	2	0	0
Mattias Janmark	3	0	1	1	0	2	0	0
Roope Hintz	2	0	1	1	-2	0	0	0
Tyler Pittick	2	0	1	1	1	0	0	0
Martin Hanzal	1	0	1	1	1	0	0	0
Blake Comeau	3	0	0	0	0	2	0	0
Jason Dickinson	3	0	0	0	0	0	0	0
Esa Lindell	3	0	0	0	-1	4	0	0
Valeri Nichushkin	3	0	0	0	0	0	0	0
Roman Polak	3	0	0	0	2	4	0	0
Taylor Fedun	2	0	0	0	1	0	0	0
Joel Hanley	2	0	0	0	0	0	0	0
Devin Shore	2	0	0	0	-1	0	0	0
Andrew Coglianio	1	0	0	0	0	0	0	0
Justin Dowling	1	0	0	0	0	0	0	0
Denis Gurianov	1	0	0	0	0	0	0	0
John Klingberg	1	0	0	0	0	0	0	0
Ben Lovejoy	1	0	0	0	-1	0	0	0
Jamie Oleksiak	1	0	0	0	0	0	0	0

Power Play: 3-6 50.0% / Penalty Killing: 10-11 90.9%

FLAMES

Player	GP	G	A	P	+/-	PIM	PP	SH
TJ Brodie	3	1	1	2	0	0	0	0
Johnny Gaudreau	3	1	1	2	-2	0	1	0
Mark Giordano	3	1	1	2	-2	0	0	0
Garnet Hathaway	3	1	0	1	1	2	0	0
Mikael Backlund	3	0	1	1	-1	0	0	0
Noah Hanifin	3	0	1	1	-1	0	0	0
Mark Jankowski	3	0	1	1	1	0	0	0
Elias Lindholm	3	0	1	1	0	0	0	0
Dillon Dube	1	0	1	1	1	2	0	0
Rasmus Andersson	3	0	0	0	1	0	0	0
Austin Czarnik	3	0	0	0	-2	2	0	0
Travis Hamonic	3	0	0	0	-2	2	0	0
Sean Monahan	3	0	0	0	-2	0	0	0
Derek Ryan	3	0	0	0	0	2	0	0
Matthew Tkachuk	3	0	0	0	-3	0	0	0
Oliver Kyllington	2	0	0	0	1	0	0	0
James Neal	2	0	0	0	2	0	0	0
Sam Bennett	1	0	0	0	1	0	0	0
Oscar Fantenberg	1	0	0	0	0	0	0	0
Michael Frolik	1	0	0	0	0	0	0	0
Andrew Mangiapane	1	0	0	0	0	0	0	0
Dalton Prout	1	0	0	0	0	0	0	0
Alan Quine	1	0	0	0	0	2	0	0
Kerby Rychel	1	0	0	0	0	0	0	0

Power Play: 1-11 9.1% / Penalty Killing: 3-6 50.0%

GOALTENDING

STARS

Player	GP	Min	W-L-OT	GA	SA	SV	GAA	SV%
Anton Khudobin	3	93	2-0-0	4	52	48	2.59	.923
Ben Bishop	2	87	1-0-0	0	41	41	0	1.000

FLAMES

Player	GP	Min	W-L-OT	GA	SA	SV	GAA	SV%
David Rittich	3	176	0-2-1	8	79	71	2.73	.899

GOALS BY PERIOD

STARS

	1st	2nd	3rd	OT	Total
Goals	3	2	2	1	8

FLAMES

	1st	2nd	3rd	OT	Total
Goals	1	0	3	0	4

SHOTS BY PERIOD

STARS

	1st	2nd	3rd	OT	Total
Shots	33	33	12	1	79

FLAMES

	1st	2nd	3rd	OT	Total
Shots	30	23	40	0	93





ALL-TIME PLAYOFF RECAP

SERIES	W	L	GP	W	L	GF	GA	HOME RECORD	ROAD RECORD
1	1	0	6	4	2	26	18	3-0	1-2

ALL-TIME GAME-BY-GAME

1981 DIVISION SEMIFINALS — W, 4-2

Gm	Date	Opp.	Result	ATTN.	GWG	Goalie
1	April 28	@ CGY	4-1 W	7,226	Young	Meloche
2	April 30	@ CGY	2-3 L	7,266	Lavallee	Meloche
3	May 3	vs. CGY	6-4 W	15,784	Christoff	Meloche
4	May 5	vs. CGY	7-4 W	15,784	Ciccarelli	Beaupre
5	May 7	@ CGY	1-3 L	7,266	MacMillan	Meloche
6	May 9	vs. CGY	5-3 W	15,784	Palmer	Meloche

* Denotes overtime game

TOP 5 SCORERS

STARS

Player	GP	G	A	PTS
Bobby Smith	6	3	8	11
Brad Palmer	6	4	2	6
Craig Hartsburg	6	2	4	6
Steve Payne	6	2	4	6

MacAdam/Maxwell tied with five points

FLAMES

Player	GP	G	A	PTS
Ken Houston	6	2	4	6
Pekka Rautakallio	6	2	3	5
Guy Chouinard	6	1	4	5

Four players tied with four points





COLORADO
AVALANCHE

CENTRAL DIVISION | WEST
2018-19 RECORD: 38-30-14, 5TH CENTRAL

AT AMERICAN AIRLINES CENTER

DATE	SCORE	GWG
March 7, 2019	DAL 4 vs. COL 0	Alexander Radulov
March 21, 2019	DAL 1 vs. COL 3	Tyson Barrie

AT PEPSI CENTER

DATE	SCORE	GWG
Nov. 24, 2018	DAL 2 at COL 3	Mikko Rantanen
Dec. 15, 2018	DAL 4 at COL 6	Gabriel Landeskog

INDIVIDUAL SCORING

STARS

Player	GP	G	A	P	+/-	PIM	PP	SH
Alexander Radulov	4	3	4	7	1	2	0	0
Tyler Seguin	4	3	3	6	1	2	1	0
Jamie Benn	4	3	1	4	-1	0	0	0
Taylor Fedun	4	0	2	2	1	2	0	0
Esa Lindell	4	1	0	1	3	0	0	1
Radek Faksa	3	1	0	1	0	6	0	0
Jason Dickinson	4	0	1	1	0	2	0	0
Miro Heiskanen	4	0	1	1	-2	2	0	0
Mattias Janmark	4	0	1	1	1	2	0	0
Jason Spezza	4	0	1	1	0	0	0	0
John Klingberg	2	0	1	1	2	0	0	0
Denis Gurianov	1	0	1	1	1	0	0	0
Blake Comeau	4	0	0	0	0	4	0	0
Roman Polak	4	0	0	0	-1	4	0	0
Roope Hintz	3	0	0	0	-1	0	0	0
Valeri Nichushkin	3	0	0	0	0	0	0	0
Gavin Bayreuther	2	0	0	0	1	0	0	0
Andrew Cogliano	2	0	0	0	1	0	0	0
Julius Honka	2	0	0	0	-1	0	0	0
Joel L'Esperance	2	0	0	0	0	2	0	0
Ben Lovejoy	2	0	0	0	-1	2	0	0
Brett Ritchie	2	0	0	0	0	0	0	0
Devin Shore	2	0	0	0	-1	0	0	0
Martin Hanzal	1	0	0	0	-1	0	0	0
Tyler Pittlick	1	0	0	0	-1	0	0	0

Power Play: 1-8 12.5% / Penalty Killing: 13-16 81.2%

AVALANCHE

Player	GP	G	A	P	+/-	PIM	PP	SH
Nathan MacKinnon	4	2	4	6	2	0	0	0
Mikko Rantanen	4	3	2	5	1	0	2	0
Gabriel Landeskog	3	2	1	3	2	2	1	0
Erik Johnson	4	1	2	3	0	0	0	0
Tyson Barrie	4	1	1	2	-1	2	0	0
J.T. Compher	4	1	1	2	-1	0	0	0
Samuel Girard	4	0	2	2	0	0	0	0
Matt Calvert	4	1	0	1	-3	2	0	0
Carl Soderberg	4	1	0	1	-2	2	0	0
Tyson Jost	4	0	1	1	-2	0	0	0
Colin Wilson	4	0	1	1	-3	0	0	0
Alexander Kerfoot	3	0	1	1	1	0	0	0
Matt Nieto	2	0	1	1	0	0	0	0
Ian Cole	4	0	0	0	0	0	0	0
Patrik Nemeth	4	0	0	0	-1	0	0	0
Sven Andrighetto	3	0	0	0	0	0	0	0
Nikita Zadorov	3	0	0	0	3	2	0	0
Gabriel Bourque	2	0	0	0	0	0	0	0
Derick Brassard	2	0	0	0	0	0	0	0
Ryan Graves	2	0	0	0	-1	0	0	0
Andrew Agozzino	1	0	0	0	-1	0	0	0
Sheldon Dries	1	0	0	0	0	0	0	0
A.J. Greer	1	0	0	0	0	2	0	0
Vladislav Kamenev	1	0	0	0	0	2	0	0

Power Play: 3-16 18.8% / Penalty Killing: 7-8 87.5%

GOALTENDING

STARS

Player	GP	Min	W-L-OT	GA	SA	SV	GAA	SV%
Ben Bishop	3	157	1-2-0	4	78	74	1.53	.949
Anton Khudobin	2	79	0-1-0	6	56	50	4.59	.893

AVALANCHE

Player	GP	Min	W-L-OT	GA	SA	SV	GAA	SV%
Semyon Varlamov	3	173	2-1-0	9	100	91	3.12	.910
Philipp Grubauer	2	65	1-0-0	1	48	47	0.92	.979

GOALS BY PERIOD

STARS

	1st	2nd	3rd	OT	Total
Goals	1	3	7	0	11

AVALANCHE

	1st	2nd	3rd	OT	Total
Goals	3	3	6	0	12

SHOTS BY PERIOD

STARS

	1st	2nd	3rd	OT	Total
Shots	35	43	71	0	149

AVALANCHE

	1st	2nd	3rd	OT	Total
Shots	52	38	46	0	136





ALL-TIME PLAYOFF RECAP

SERIES	W	L	GP	W	L	GF	GA	HOME RECORD	ROAD RECORD
4	2	2	24	10	14	62	66	6-7	4-7

ALL-TIME GAME-BY-GAME

1999 WESTERN CONFERENCE FINAL — W, 4-3

Gm	Date	Opp.	Result	ATTN.	GWG	Goalie
1	May 22	COL	1-2 L	17,001	Kamensky	Belfour
2	May 24	COL	4-2 W	17,001	Nieuwendyk	Belfour
3	May 26	@ COL	3-0 W	16,061	Nieuwendyk	Belfour
4	May 28	@ COL	2-3 L	16,061	Drury	Belfour
5	May 30	COL	5-7 L	17,001	Drury	Belfour
6	June 1	@ COL	4-1 W	16,061	Langenbrunner	Belfour
7	June 4	COL	4-1 W	17,001	Keane	Belfour

2000 WESTERN CONFERENCE FINAL — W, 4-3

Gm	Date	Opp.	Result	ATTN.	GWG	Goalie
1	May 13	COL	0-2 L	17,001	Hejduk	Belfour
2	May 15	COL	3-2 W	17,001	Hull	Belfour
3	May 19	@ COL	0-2 L	18,007	Poedin	Belfour
4	May 21	@ COL	4-1 W	18,007	Hull	Belfour
5	May 23	COL	3-2 W	17,001	Nieuwendyk	Belfour
6	May 25	@ COL	1-2 L	18,007	Drury	Belfour
7	May 27	COL	3-2 W	17,001	Lyashenko	Belfour

2004 QUARTERFINALS — L, 1-4

Gm	Date	Opp.	Result	ATTN.	GWG	Goalie
1	April 7	@ COL	1-3 L	18,007	Tanguay	Turco
2	April 9	@ COL	2-5 L	18,007	Forsberg	Turco
3	April 12	COL	4-3 W	18,532	Ott	Turco
4	April 14	COL	2-3 L	18,532	Svatos	Turco
5	April 17	@ COL	1-5 L	18,007	Konowalchuk	Turco

2006 QUARTERFINALS — L, 1-4

Gm	Date	Opp.	Result	ATTN.	GWG	Goalie
1	April 22	COL	2-5 L	18,532	Blake	Turco
2	April 24	COL	4-5 L	18,532	Sakic	Turco
3	April 26	@ COL	3-4 L	18,007	Tanguay	Turco
4	April 28	@ COL	4-1 W	18,007	Hagman	Turco
5	April 30	COL	2-3 L	18,532	Brunette	Turco

* Denotes overtime game

TOP 5 SCORERS

STARS

Player	GP	G	A	PTS
Mike Modano	24	6	15	21
Sergei Zubov	24	4	12	16
Brett Hull	14	8	5	13
Joe Nieuwendyk	14	5	6	11
Jere Lehtinen	24	6	3	9

AVALANCHE

Player	GP	G	A	PTS
Joe Sakic	24	9	12	21
Peter Forsberg	19	13	20	33
Milan Hejduk	21	9	8	17

Four players tied with eight points

COLORADO AVALANCHE





NASHVILLE PREDATORS

CENTRAL DIVISION | WEST
2018-19 RECORD: 47-29-6, 1ST CENTRAL

AT AMERICAN AIRLINES CENTER

DATE	SCORE	GWG
Nov. 18, 2018*	DAL 4 vs. NSH 5	Mattias Ekholm
Feb. 19, 2019	DAL 3 vs. NSH 5	Roman Josi

AT BRIDGESTONE ARENA

DATE	SCORE	GWG
Dec. 27, 2018	DAL 2 at NSH 0	Tyler Pitlick
Feb. 2, 2019	DAL 3 at NSH 1	Blake Comeau
Feb. 7, 2019*	DAL 2 at NSH 3	Ryan Johansen

*Denotes Overtime Game

INDIVIDUAL SCORING

STARS

Player	GP	G	A	P	+/-	PIM	PP	SH
Esa Lindell	5	1	4	5	2	7	1	0
Tyler Seguin	5	3	1	4	1	0	0	0
Mattias Janmark	5	2	2	4	2	4	0	0
Radek Faksa	5	0	4	4	-1	0	0	0
Jason Spezza	5	2	1	3	2	2	1	0
Tyler Pitlick	2	2	0	2	0	4	0	0
Jason Dickinson	3	0	2	2	-1	2	0	0
Miro Heiskanen	5	1	0	1	-4	4	0	0
Blake Comeau	4	1	0	1	0	2	0	0
Taylor Fedun	4	1	0	1	0	0	0	0
Denis Gurianov	4	1	0	1	0	0	0	0
Jamie Benn	5	0	1	1	-4	4	0	0
John Klingberg	4	0	1	1	-1	2	0	0
Valeri Nichushkin	4	0	1	1	0	0	0	0
Roman Polak	4	0	1	1	1	4	0	0
Alexander Radulov	4	0	1	1	3	0	0	0
Andrew Coglianio	3	0	1	1	-3	0	0	0
Roope Hintz	3	0	1	1	0	0	0	0
Devin Shore	2	0	1	1	1	0	0	0
Ben Gleason	1	0	1	1	-1	0	0	0
Julius Honka	1	0	1	1	0	0	0	0
Brett Ritchie	4	0	0	0	0	0	0	0
Jamie Oleksiak	3	0	0	0	-1	0	0	0
Gavin Bayreuther	1	0	0	0	0	0	0	0
Joel Hanley	1	0	0	0	0	0	0	0
Dillon Heatherington	1	0	0	0	2	0	0	0
Joel L'Esperance	1	0	0	0	0	0	0	0
Gemel Smith	1	0	0	0	0	0	0	0

PREDATORS

Player	GP	G	A	P	+/-	PIM	PP	SH
Roman Josi	5	3	3	6	0	2	1	0
Ryan Johansen	5	2	2	4	2	0	0	0
Viktor Arvidsson	5	1	2	3	0	0	0	0
Ryan Hartman	5	1	2	3	2	9	0	0
Filip Forsberg	4	1	2	3	-1	2	0	0
Ryan Ellis	5	0	3	3	-1	0	0	0
Calle Jarnkrok	4	1	1	2	0	2	0	0
Yannick Weber	3	1	1	2	3	0	0	0
Kevin Fiala	5	0	2	2	-2	0	0	0
Kyle Turris	4	0	2	2	0	2	0	0
Mattias Ekholm	5	1	0	1	1	2	0	0
Rocco Grimaldi	4	1	0	1	0	0	0	0
Craig Smith	4	1	0	1	-2	0	0	0
Brian Boyle	2	1	0	1	1	2	0	0
P.K. Subban	5	0	1	1	-4	8	0	0
Colton Sissons	4	0	1	1	1	0	0	0
Anthony Bitetto	1	0	1	1	1	0	0	0
Nick Bonino	5	0	0	0	0	0	0	0
Frederick Gaudreau	4	0	0	0	-1	0	0	0
Dan Hamhuis	4	0	0	0	2	4	0	0
Matt Irwin	2	0	0	0	-1	0	0	0
Miikka Salomaki	2	0	0	0	0	0	0	0
Colin Blackwell	1	0	0	0	0	0	0	0
Cody McLeod	1	0	0	0	0	0	0	0
Austin Watson	1	0	0	0	0	0	0	0

Power Play: 2-11 18.2% / Penalty Killing: 14-15 93.3%

Power Play: 1-15 6.7% / Penalty Killing: 9-11 81.8%

GOALTENDING

STARS

Player	GP	Min	W-L-OT	GA	SA	SV	GAA	SV%
Anton Khudobin	4	239	2-1-1	8	158	150	2.01	.949
Ben Bishop	1	62	0-0-1	5	34	29	4.80	.853

PREDATORS

Player	GP	Min	W-L-OT	GA	SA	SV	GAA	SV%
Juuse Saros	2	122	2-0-0	6	53	47	2.96	.887
Pekka Rinne	3	173	1-2-0	8	95	87	2.77	.916

GOALS BY PERIOD

STARS

	1st	2nd	3rd	OT	Total
Goals	3	6	5	0	14

PREDATORS

	1st	2nd	3rd	OT	Total
Goals	3	3	6	2	14

SHOTS BY PERIOD

STARS

	1st	2nd	3rd	OT	Total
Shots	42	47	56	3	148

PREDATORS

	1st	2nd	3rd	OT	Total
Shots	63	63	64	3	193





The Stars have never played the Predators in the postseason.



NASHVILLE PREDATORS





ST. LOUIS BLUES

CENTRAL DIVISION | WEST

2018-19 RECORD: 45-28-9, 3RD CENTRAL

AT AMERICAN AIRLINES CENTER

DATE	SCORE	GWG
Jan. 12, 2019	DAL 1 vs. STL 3	Pat Maroon
Feb. 21, 2019	DAL 5 vs. STL 2	Alexander Radulov

AT ENTERPRISE CENTER

DATE	SCORE	GWG
Jan. 8, 2019	DAL 3 at STL 1	John Klingberg
March 2, 2019	DAL 4 at STL 1	John Klingberg

INDIVIDUAL SCORING

STARS

Player	GP	G	A	P	+/-	PIM	PP	SH
John Klingberg	4	2	5	7	5	0	1	0
Tyler Seguin	4	3	3	6	4	0	0	0
Jamie Benn	4	5	0	5	6	0	1	0
Alexander Radulov	4	1	2	3	2	0	0	0
Radek Faksa	4	1	1	2	4	2	0	0
Blake Comeau	4	0	2	2	4	4	0	0
Miro Heiskanen	4	0	2	2	2	2	0	0
Mattias Janmark	4	0	2	2	1	0	0	0
Esa Lindell	4	0	2	2	3	0	0	0
Erik Condra	2	1	0	1	-1	0	0	0
Taylor Fedun	4	0	1	1	1	0	0	0
Roman Polak	4	0	1	1	0	0	0	0
Jason Dickinson	2	0	1	1	1	0	0	0
Roope Hintz	4	0	0	0	-1	2	0	0
Jason Spezza	4	0	0	0	-1	4	0	0
Valeri Nichushkin	3	0	0	0	0	0	0	0
Joel L'Esperance	2	0	0	0	-1	2	0	0
Tyler Pittick	2	0	0	0	0	0	0	0
Brett Ritchie	2	0	0	0	-1	7	0	0
Devin Shore	2	0	0	0	-1	0	0	0
Connor Carrick	1	0	0	0	0	4	0	0
Andrew Coglian	1	0	0	0	2	0	0	0
Julius Honka	1	0	0	0	0	0	0	0
Ben Lovejoy	1	0	0	0	0	0	0	0
Jamie Oleksiak	1	0	0	0	1	0	0	0

Power Play: 2-8 25.0% / Penalty Killing: 9-11 81.8%

BLUES

Player	GP	G	A	P	+/-	PIM	PP	SH
Vladimir Tarasenko	4	3	0	3	-1	0	2	0
Oskar Sundqvist	4	0	3	3	0	0	0	0
Ryan O'Reilly	4	1	1	2	-2	0	0	0
Alex Pietrangelo	4	1	1	2	-3	0	0	0
David Perron	2	1	1	2	-1	0	0	0
Jaden Schwartz	4	0	2	2	-4	2	0	0
Pat Maroon	4	1	0	1	-1	0	0	0
Robert Bortuzzo	4	0	1	1	-3	2	0	0
Jay Bouwmeester	4	0	1	1	2	4	0	0
Joel Edmundson	4	0	1	1	-4	2	0	0
Colton Parayko	4	0	1	1	1	5	0	0
Carl Gunnarsson	1	0	1	1	0	0	0	0
Ivan Barbashev	4	0	0	0	-2	0	0	0
Zach Sanford	4	0	0	0	0	2	0	0
Sammy Blais	3	0	0	0	-1	0	0	0
Vince Dunn	3	0	0	0	-4	0	0	0
Robby Fabbri	3	0	0	0	-1	0	0	0
Mackenzie MacEachern	3	0	0	0	-2	2	0	0
Robert Thomas	3	0	0	0	-4	0	0	0
Tyler Bozak	2	0	0	0	-2	0	0	0
Brayden Schenn	2	0	0	0	0	0	0	0
Alexander Steen	2	0	0	0	0	0	0	0

Power Play: 2-11 18.2% / Penalty Killing: 6-8 75.0%

GOALTENDING

STARS

Player	GP	Min	W-L-OT	GA	SA	SV	GAA	SV%
Ben Bishop	3	178	2-1-0	5	85	80	1.69	.941
Anton Khudobin	1	60	1-0-0	2	45	43	2.00	.956

BLUES

Player	GP	Min	W-L-OT	GA	SA	SV	GAA	SV%
Jordan Binnington	3	174	1-2-0	8	66	58	2.76	.879
Jake Allen	1	57	0-1-0	3	17	14	3.15	.824

GOALS BY PERIOD

STARS

	1st	2nd	3rd	OT	Total
Goals	3	7	3	0	13

BLUES

	1st	2nd	3rd	OT	Total
Goals	2	4	1	0	7

SHOTS BY PERIOD

STARS

	1st	2nd	3rd	OT	Total
Shots	31	35	19	0	85

BLUES

	1st	2nd	3rd	OT	Total
Shots	38	44	48	0	130





ALL-TIME PLAYOFF RECAP

SERIES	W	L	GP	W	L	GF	GA	HOME RECORD	ROAD RECORD
13	6	7	73	37	36	211	212	24-12	13-24

ALL-TIME GAME-BY-GAME

1968 DIVISION SEMIFINALS — L, 3-4

Gm	Date	Opp.	Result	ATTN.	OT Scorer	Goalie
1	April 21	@ STL	5-3 L	11,117	McCreary	Maniago
2	April 22	vs. STL	3-2 W*	9,776	P. MacDonald	Maniago
3	April 25	@ STL	5-1 W	13,334	Goldsworthy	Maniago
4	April 27	@ STL	4-3 L*	12,591	Sabourin	Maniago
5	April 29	@ STL	3-2 L*	11,931	McCreary	Maniago
6	May 1	vs. STL	5-1 W	15,172	Boudrias	Maniago
7	May 3	@ STL	2-1 L*	15,556	Shock	Maniago

1970 QUARTERFINALS — L, 2-4

Gm	Date	Opp.	Result	ATTN.	GWG	Goalie
1	April 7	@ STL	6-2 L	16,304	Sabourin	Maniago
2	April 9	@ STL	2-1 L	16,508	Goyette	Maniago
3	April 11	vs. STL	4-2 W	14,544	Goldsworthy	Maniago
4	April 12	vs. STL	4-0 W	14,877	Goldsworthy	Maniago
5	April 14	@ STL	6-3 L	17,208	Gray	Maniago
6	April 16	vs. STL	4-2 L	14,908	Berenson	Maniago

1971 QUARTERFINALS — W, 4-2

Gm	Date	Opp.	Result	ATTN.	GWG	Goalie
1	April 7	@ STL	3-2 W	18,590	Grant	Maniago
2	April 8	@ STL	4-2 L	18,774	Connelly	Maniago
3	April 10	vs. STL	3-0 L	15,339	St. Marseille	Maniago
4	April 11	vs. STL	2-1 W	14,657	Burns	Worsley
5	April 13	@ STL	4-3 W	19,132	Nanne	Worsley
6	April 15	vs. STL	5-2 W	15,370	Rousseau	Worsley

1972 QUARTERFINALS — L, 3-4

Gm	Date	Opp.	Result	ATTN.	GWG	Goalie
1	April 5	vs. STL	3-0 W	15,489	Prentice	Worsley
2	April 6	vs. STL	6-5 W*	14,674	Goldsworthy	Maniago
3	April 8	@ STL	2-1 L	18,882	Roberto	Worsley
4	April 9	@ STL	3-2 L	15,576	Barc. Plager	Maniago
5	April 11	vs. STL	4-3 W	15,706	Drouin	Worsley
6	April 13	@ STL	4-2 L	19,008	Unger	Maniago
7	April 16	vs. STL	2-1 L*	15,635	O'Shea	Maniago

1984 DIVISION FINALS — W, 4-3

Gm	Date	Opp.	Result	ATTN.	GWG	Goalie
1	April 12	vs. STL	2-1 W	13,615	Ciccarelli	Beaupre
2	April 13	vs. STL	4-3 L*	15,598	Gilmour	Beaupre
3	April 15	@ STL	3-1 L	18,876	Wickenheiser	Beaupre
4	April 16	@ STL	3-2 W	17,023	McCarthy	Beaupre
5	April 18	vs. STL	6-0 W	15,423	Payne	Beaupre
6	April 20	@ STL	4-0 L	16,411	Federko	Beaupre
7	April 22	vs. STL	4-3 W*	15,603	Payne	Beaupre

1985 DIVISION SEMIFINALS — W, 3-0

Gm	Date	Opp.	Result	ATTN.	GWG	Goalie
1	April 10	@ STL	3-2 W	10,833	Acton	Meloche
2	April 11	@ STL	4-3 W	11,725	Acton	Meloche
3	April 13	vs. STL	2-0 W	13,723	McGegney	Meloche

1986 DIVISION SEMIFINALS — L, 2-3

Gm	Date	Opp.	Result	ATTN.	GWG	Goalie
1	April 9	vs. STL	2-1 L	13,427	Gilmour	Beaupre
2	April 10	vs. STL	6-2 W	12,592	Graham	Beaupre
3	April 12	@ STL	4-3 L	13,652	Federko	Beaupre
4	April 13	@ STL	7-4 W	13,509	Graham	Beaupre
5	April 15	vs. STL	6-3 L	15,953	Beers	Beaupre

1989 DIVISION SEMIFINALS — L, 1-4

Gm	Date	Opp.	Result	ATTN.	GWG	Goalie
1	April 5	@ STL	4-3 L*	11,130	Hull	Casey
2	April 6	@ STL	4-3 L*	11,644	Meagher	Takko
3	April 8	vs. STL	5-3 L	11,273	Hull	Casey/Takko
4	April 9	vs. STL	5-4 W	8,013	Barber	Casey
5	April 11	@ STL	6-1 L	14,854	Zezel	Casey

1991 DIVISION FINALS — W, 4-2

Gm	Date	Opp.	Result	ATTN.	GWG	Goalie
1	April 18	@ STL	2-1 W	16,911	Churla	Casey
2	April 20	@ STL	5-2 L	18,051	Dates	Casey
3	April 22	vs. STL	5-1 W	14,341	Gavin	Casey
4	April 24	vs. STL	8-4 W	15,326	Propp	Casey
5	April 26	@ STL	4-2 L	18,520	Quinn	Casey/Hayw
6	April 28	vs. STL	3-2 W	15,274	Smith	Casey

1994 CONFERENCE QUARTERFINALS — W, 4-0

Gm	Date	Opp.	Result	ATTN.	GWG	Goalie
1	April 17	vs. STL	5-3 W	16,914	Ledyard	Wakaluk
2	April 20	vs. STL	4-2 W	16,914	Modano	Wakaluk
3	April 22	@ STL	5-4 W*	17,029	Cavallini	Wakaluk
4	April 24	@ STL	2-1 W	16,259	Modano	Wakaluk

1999 CONFERENCE SEMIFINALS — W, 4-2

Gm	Date	Opp.	Result	ATTN.	GWG	Goalie
1	May 6	vs. STL	3-0 W	17,001	Verbeek	Belfour
2	May 8	vs. STL	5-4 W*	17,001	Nieuwendyk	Belfour
3	May 10	@ STL	2-3 L*	19,826	Demitra	Belfour
4	May 12	@ STL	2-3 L*	20,341	Turgeon	Belfour
5	May 15	vs. STL	3-1 W	17,001	Langenbrunner	Belfour
6	May 17	@ STL	2-1 W*	20,355	Modano	Belfour

2001 CONFERENCE SEMIFINALS — L, 0-4

Gm	Date	Opp.	Result	ATTN.	GWG	Goalie
1	April 27	vs. STL	2-4 L	17,001	Reasoner	Belfour
2	April 29	vs. STL	1-2 L	17,001	Young	Belfour
3	May 1	@ STL	2-3 L*	19,967	Stillman	Belfour
4	May 3	@ STL	1-4 L	19,967	Tkachuk	Belfour

2016 WESTERN CONFERENCE SECOND ROUND — L, 3-4

Gm	Date	Opp.	Result	ATTN.	GWG	Goalie
1	April 29	vs. STL	2-1 W	18,532	Faksa	Lehtonen
2	May 1	vs. STL	3-4 L	18,889	Backes	Niemi/Lehtonen
3	May 3	@ STL	1-6 L	19,323	Backes	Niemi/Lehtonen
4	May 5	@ STL	3-2 W	19,770	Eakin	Lehtonen
5	May 7	vs. STL	1-4 L	18,754	Jaskin	Lehtonen
6	May 9	@ STL	3-2 W	19,808	Spezza	Lehtonen
7	May 11	vs. STL	1-6 L	18,532	Stastny	Lehtonen/Niemi

* Denotes overtime game

TOP 5 SCORERS

STARS

Player	GP	G	A	PTS
Mike Modano	21	11	13	24
Bill Goldsworthy	21	11	10	21
Brian Bellows	26	12	9	21
Dennis Maruk	15	7	14	21
Neal Broten	30	7	13	20

BLUES

Player	GP	G	A	PTS
Bernie Federko	20	9	11	20
Frank St. Marseille	26	7	13	20
Brett Hull	15	9	8	17
Doug Gilmour	15	4	10	14

Three players tied with 12 points





SAN JOSE SHARKS

PACIFIC DIVISION | WEST

2018-19 RECORD: 46-27-9, 2ND PACIFIC

AT AMERICAN AIRLINES CENTER

DATE	SCORE	GWG
Nov. 8, 2018	DAL 4 vs. SJS 3	Devin Shore
Dec. 7, 2018	DAL 3 vs. SJS 2	Brett Ritchie

AT SAP CENTER

DATE	SCORE	GWG
Dec. 13, 2018	DAL 2 at SJS 3	Joe Thornton

INDIVIDUAL SCORING

STARS

Player	GP	G	A	P	+/-	PIM	PP	SH
Miro Heiskanen	3	2	1	3	2	0	0	0
Devin Shore	3	2	1	3	-1	2	0	0
Tyler Seguin	3	1	2	3	1	0	0	0
Radek Faksa	3	1	1	2	-2	4	0	0
Valeri Nichushkin	2	0	2	2	-1	0	0	0
Mattias Janmark	3	1	0	1	1	0	0	0
Brett Ritchie	2	1	0	1	0	0	0	0
Gemel Smith	1	1	0	1	0	0	0	0
Jamie Benn	3	0	1	1	1	4	0	0
Blake Comeau	3	0	1	1	1	2	0	0
Jason Dickinson	3	0	1	1	2	0	0	0
Tyler Pittick	3	0	1	1	1	0	0	0
Roman Polak	3	0	1	1	2	0	0	0
Jason Spezza	3	0	1	1	-1	0	0	0
Julius Honka	2	0	1	1	-2	0	0	0
Dillon Heatherington	1	0	1	1	1	0	0	0
Esa Lindell	3	0	0	0	-1	0	0	0
Taylor Fedun	2	0	0	0	-1	0	0	0
Joel Hanley	2	0	0	0	0	0	0	0
Alexander Radulov	2	0	0	0	1	0	0	0
Gavin Bayreuther	1	0	0	0	0	0	0	0
Denis Gurianov	1	0	0	0	0	0	0	0
Martin Hanzal	1	0	0	0	0	0	0	0
John Klingberg	1	0	0	0	1	0	0	0

SHARKS

Player	GP	G	A	P	+/-	PIM	PP	SH
Logan Couture	3	1	3	4	1	2	0	0
Timo Meier	3	3	0	3	0	0	0	0
Brent Burns	3	0	3	3	1	0	0	0
Erik Karlsson	3	0	3	3	1	0	0	0
Evander Kane	3	2	0	2	3	0	0	0
Joe Thornton	3	1	1	2	-2	0	0	0
Joe Pavelski	3	1	0	1	1	0	0	0
Brenden Dillon	3	0	1	1	2	2	0	0
Joonas Donskoi	3	0	1	1	4	0	0	0
Kevin Labanc	3	0	1	1	0	0	0	0
Marcus Sorensen	3	0	1	1	-2	2	0	0
Radim Simek	2	0	1	1	0	0	0	0
Antti Suomela	2	0	1	1	0	0	0	0
Justin Braun	3	0	0	0	-2	0	0	0
Barclay Goodrow	3	0	0	0	-2	0	0	0
Melker Karlsson	3	0	0	0	-3	0	0	0
Marc-Edouard Vlasic	3	0	0	0	-2	0	0	0
Tomas Hertl	2	0	0	0	-2	0	0	0
Rourke Chartier	1	0	0	0	-1	0	0	0
Lukas Radil	1	0	0	0	0	0	0	0
Joakim Ryan	1	0	0	0	-2	0	0	0

Power Play: 0-3 0.0% / Penalty Killing 6-6 100.0%

Power Play: 0-6 0.0% / Penalty Killing 3-3 100.0%

GOALTENDING

STARS

Player	GP	Min	W-L-OT	GA	SA	SV	GAA	SV%
Ben Bishop	1	60	1-0-0	2	43	41	2.00	.953
Anton Khudobin	2	118	1-1-0	6	60	54	3.04	.900

SHARKS

Player	GP	Min	W-L-OT	GA	SA	SV	GAA	SV%
Martin Jones	3	176	1-2-0	9	74	65	3.07	.878

GOALS BY PERIOD

STARS

	1st	2nd	3rd	OT	Total
Goals	1	4	4	0	9

SHARKS

	1st	2nd	3rd	OT	Total
Goals	2	2	4	0	8

SHOTS BY PERIOD

STARS

	1st	2nd	3rd	OT	Total
Shots	16	37	21	0	74

SHARKS

	1st	2nd	3rd	OT	Total
Shots	30	37	36	0	103





ALL-TIME PLAYOFF RECAP

SERIES	W	L	GP	W	L	GF	GA	HOME RECORD	ROAD RECORD
3	3	0	17	12	5	49	27	8-1	4-4

ALL-TIME GAME-BY-GAME

1998 CONFERENCE QUARTERFINALS — W, 4-2

Gm	Date	Opp.	Result	ATTN.	GWG	Goalie
1	April 22	vs. SJS	4-1 W	16,928	Lind	Belfour
2	April 24	vs. SJS	5-2 W	16,928	Verbeek	Belfour
3	April 26	@ SJS	4-1 L	17,483	Nolan	Belfour/Fern
4	April 28	@ SJS	0-1 L	17,483	Zyuzin	Belfour
5	April 30	vs. SJS	3-2 W	16,928	Modano	Belfour
6	May 2	@ SJS	3-2 W	17,483	Keane	Belfour

2000 CONFERENCE SEMIFINALS — W, 4-1

Gm	Date	Opp.	Result	ATTN.	GWG	Goalie
1	April 28	vs. SJS	4-0 W	17,001	Gavey	Belfour
2	April 30	vs. SJS	1-0 W	17,001	Modano	Belfour
3	May 2	@ SJS	1-2 L	17,483	Nolan	Belfour
4	May 5	@ SJS	5-4 W	17,483	Nieuwendyk	Belfour
5	May 7	vs. SJS	4-1 W	17,001	Thornton	Belfour

2008 CONFERENCE SEMIFINALS — W, 4-2

Gm	Date	Opp.	Result	ATTN.	GWG	Goalie
1	April 25	@ SJS	3-2 W*	17,496	Morrow	Turco
2	April 27	@ SJS	5-2 W	17,496	Modano	Turco
3	April 29	vs. SJS	2-1 W*	18,532	Norstrom	Turco
4	April 30	vs. SJS	1-2 L	18,584	Michalek	Turco
5	May 2	@ SJS	2-3 L*	17,496	Pavelski	Turco
6	May 4	vs. SJS	2-1 W*	18,532	Morrow	Turco

* Denotes overtime game

TOP 5 SCORERS

STARS

Player	GP	G	A	PTS
Mike Modano	17	9	6	15
Sergei Zubov	16	3	11	14
Brenden Morrow	11	5	4	9
Jamie Langenbrunner	10	0	7	7

Richards, Ribeiro and Hull tied with six points

SHARKS

Player	GP	G	A	PTS
Mike Ricci	11	3	3	6
Owen Nolan	9	4	2	6
Patrick Marleau	15	3	2	5
John MacLean	6	2	3	5
Bernie Nicholls	6	0	5	5





VEGAS
GOLDEN KNIGHTS

PACIFIC DIVISION | WEST
2018-19 RECORD: 43-32-7, 3RD PACIFIC

AT AMERICAN AIRLINES CENTER

DATE	SCORE	GWG
March 15, 2019	DAL 1 vs. VGK 2	Ryan Reaves

AT T-MOBILE ARENA

DATE	SCORE	GWG
Dec. 9, 2018	DAL 2 at VGK 4	Alex Tuch
Feb. 26, 2019	DAL 1 at VGK 4	Max Pacioretty

INDIVIDUAL SCORING

STARS

Player	GP	G	A	P	+/-	PIM	PP	SH
Roope Hintz	2	2	0	2	-2	2	1	0
Esa Lindell	3	1	1	2	-4	0	1	0
Miro Heiskanen	3	0	2	2	-3	0	0	0
Jason Spezza	3	0	2	2	-3	2	0	0
Martin Hanzal	1	1	0	1	-1	4	1	0
Alexander Radulov	3	0	1	1	-3	0	0	0
Blake Comeau	3	0	0	0	-1	4	0	0
Jason Dickinson	3	0	0	0	0	2	0	0
Radek Faksa	3	0	0	0	-2	2	0	0
Brett Ritchie	3	0	0	0	-2	4	0	0
Tyler Seguin	3	0	0	0	-5	0	0	0
Jamie Benn	2	0	0	0	-1	0	0	0
Andrew Cogliano	2	0	0	0	-1	0	0	0
Taylor Fedun	2	0	0	0	-1	0	0	0
Mattias Janmark	2	0	0	0	0	0	0	0
John Klingberg	2	0	0	0	-2	0	0	0
Ben Lovejoy	2	0	0	0	-2	0	0	0
Valeri Nichushkin	2	0	0	0	-1	0	0	0
Jamie Oleksiak	2	0	0	0	0	0	0	0
Roman Polak	2	0	0	0	-1	0	0	0
Gavin Bayreuther	1	0	0	0	-1	0	0	0
Denis Gurianov	1	0	0	0	0	0	0	0
Joel Hanley	1	0	0	0	0	0	0	0
Joel L'Esperance	1	0	0	0	0	0	0	0
Tyler Pittick	1	0	0	0	-1	0	0	0
Devin Shore	1	0	0	0	0	0	0	0

Power Play: 3-11 27.3% / Penalty Killing: 8-10 80.0%

GOLDEN KNIGHTS

Player	GP	G	A	P	+/-	PIM	PP	SH
Max Pacioretty	3	3	1	4	4	0	1	0
Nate Schmidt	3	1	2	3	5	2	0	0
Paul Stastny	2	0	3	3	3	0	0	0
Ryan Carpenter	3	1	1	2	2	0	0	0
Brayden McNabb	3	1	1	2	3	2	0	0
Reilly Smith	3	1	1	2	2	2	1	0
Colin Miller	3	0	2	2	2	2	0	0
William Karlsson	3	1	0	1	1	2	0	0
Ryan Reaves	3	1	0	1	2	0	0	0
Alex Tuch	3	1	0	1	1	0	0	0
Pierre-Edouard Bellemare	3	0	1	1	1	2	0	0
Deryk Engelland	3	0	1	1	1	0	0	0
Shea Theodore	3	0	1	1	1	4	0	0
Mark Stone	2	0	1	1	2	0	0	0
Oscar Lindberg	1	0	1	1	1	0	0	0
Cody Eakin	3	0	0	0	1	0	0	0
Jonathan Marchessault	3	0	0	0	0	8	0	0
Tomas Nosek	3	0	0	0	1	0	0	0
Jon Merrill	2	0	0	0	1	0	0	0
William Carrier	1	0	0	0	0	0	0	0
Nick Holden	1	0	0	0	0	0	0	0

Power Play: 2-10 20.0% / Penalty Killing: 8-11 72.7%

GOALTENDING

STARS

Player	GP	Min	W-L-OT	GA	SA	SV	GAA	SV%
Anton Khudobin	1	58	0-1-0	2	37	35	2.07	.946
Ben Bishop	2	118	0-2-0	5	73	68	2.53	.932

GOLDEN KNIGHTS

Player	GP	Min	W-L-OT	GA	SA	SV	GAA	SV%
Marc-Andre Fleury	3	180	3-0-0	4	89	85	1.34	.955

GOALS BY PERIOD

STARS

	1st	2nd	3rd	OT	Total
Goals	3	0	1	0	4

GOLDEN KNIGHTS

	1st	2nd	3rd	OT	Total
Goals	2	3	5	0	10

SHOTS BY PERIOD

STARS

	1st	2nd	3rd	OT	Total
Shots	33	30	26	0	89

GOLDEN KNIGHTS

	1st	2nd	3rd	OT	Total
Shots	37	38	38	0	113





The Stars have never played the Golden Knights in the postseason.



VEGAS GOLDEN KNIGHTS





WINNIPEG JETS

CENTRAL DIVISION | WEST
2018-19 RECORD: 47-30-5, 2ND CENTRAL

AT AMERICAN AIRLINES CENTER

DATE	SCORE	GWG
Oct. 6, 2018	DAL 5 vs. WPG 1	Tyler Seguin
Jan. 19, 2019	DAL 4 vs. WPG 2	Radek Faksa

BELL MTS PLACE

DATE	SCORE	GWG
Jan. 6, 2019	DAL 1 at WPG 5	Tyler Myers
March 25, 2019	DAL 5 at WPG 2	Tyler Seguin

INDIVIDUAL SCORING

STARS

Player	GP	G	A	P	+/-	PIM	PP	SH
Tyler Seguin	4	5	4	9	0	0	4	0
Alexander Radulov	4	2	5	7	0	0	1	0
Jamie Benn	4	2	3	5	0	2	2	0
John Klingberg	4	0	4	4	0	0	0	0
Radek Faksa	4	3	0	3	2	8	0	0
Esa Lindell	4	1	2	3	3	0	0	0
Blake Comeau	4	1	1	2	-1	0	0	0
Jason Spezza	3	0	2	2	-1	2	0	0
Brett Ritchie	4	1	0	1	0	7	1	0
Miro Heiskanen	4	0	1	1	-2	0	0	0
Mattias Janmark	4	0	1	1	-2	0	0	0
Roman Polak	4	0	1	1	0	4	0	0
Connor Carrick	2	0	1	1	1	5	0	0
Andrew Coglianov	2	0	1	1	1	0	0	0
Valeri Nichushkin	1	0	1	1	1	0	0	0
Roope Hintz	4	0	0	0	0	4	0	0
Jason Dickinson	3	0	0	0	-1	2	0	0
Taylor Fedun	3	0	0	0	-4	2	0	0
Tyler Pitlick	2	0	0	0	-2	0	0	0
Devin Shore	2	0	0	0	-1	0	0	0
Erik Condra	1	0	0	0	0	0	0	0
Justin Dowling	1	0	0	0	0	0	0	0
Denis Gurianov	1	0	0	0	0	0	0	0
Julius Honka	1	0	0	0	0	0	0	0
Ben Lovejoy	1	0	0	0	0	0	0	0
Marc Methot	1	0	0	0	0	4	0	0

Power Play: 8-19 42.1% / Penalty Killing: 12-14 85.7%

JETS

Player	GP	G	A	P	+/-	PIM	PP	SH
Kyle Connor	4	4	1	5	2	4	0	0
Jacob Trouba	4	0	4	4	2	2	0	0
Josh Morrissey	3	1	2	3	5	0	0	1
Patrik Laine	4	1	1	2	-1	4	1	0
Bryan Little	4	1	1	2	0	0	1	0
Mark Scheifele	4	0	2	2	0	2	0	0
Blake Wheeler	4	0	2	2	0	4	0	0
Adam Lowry	4	1	0	1	1	7	0	0
Tyler Myers	4	1	0	1	-2	4	0	0
Brendan Lemieux	2	1	0	1	1	5	0	0
Mathieu Perreault	4	0	1	1	-2	2	0	0
Brandon Tanev	4	0	1	1	1	0	0	0
Jack Rostovic	3	0	1	1	0	0	0	0
Mason Appleton	2	0	1	1	1	0	0	0
Kevin Hayes	1	0	1	1	0	0	0	0
Andrew Copp	4	0	0	0	-1	0	0	0
Ben Chiarot	3	0	0	0	1	2	0	0
Dmitry Kulikov	3	0	0	0	0	4	0	0
Joe Morrow	3	0	0	0	-1	4	0	0
Nikolaj Ehlers	2	0	0	0	-2	0	0	0
Sami Niku	2	0	0	0	-1	0	0	0
Nathan Beaulieu	1	0	0	0	-1	0	0	0
Dustin Byfuglien	1	0	0	0	1	4	0	0
Matt Hendricks	1	0	0	0	-1	0	0	0
Kristian Vesalainen	1	0	0	0	0	0	0	0

Power Play: 2-14 14.3% / Penalty Killing: 11-19 57.9%

GOALTENDING

STARS

Player	GP	Min	W-L-OT	GA	SA	SV	GAA	SV%
Ben Bishop	4	239	3-1-0	9	114	105	2.26	.921

JETS

Player	GP	Min	W-L-OT	GA	SA	SV	GAA	SV%
Connor Hellebuyck	4	237	1-3-0	14	137	123	3.54	.898

GOALS BY PERIOD

STARS

	1st	2nd	3rd	OT	Total
Goals	3	7	5	0	15

JETS

	1st	2nd	3rd	OT	Total
Goals	0	3	7	0	10

SHOTS BY PERIOD

STARS

	1st	2nd	3rd	OT	Total
Shots	48	63	27	0	138

JETS

	1st	2nd	3rd	OT	Total
Shots	34	33	48	0	115





The Stars have never played the Jets in the postseason.



WINNIPEG JETS







REGULAR SEASON

RECORDS



STREAKS

LONGEST WINNING STREAK

Overall: 7, Four Times, last: Jan. 29 - Feb. 11, 2008
Home: 11, Nov. 4 - Dec. 27, 1972
Road: 8, Dec. 13, 2010 - Jan. 20, 2011

LONGEST POINT STREAK

Overall: 15, Dec. 6, 1998 - Jan. 16, 1999 (13-0-2)
Home: 17, Jan. 23 - March 20, 2004 (13-0-4)
Road: 11, Dec. 27, 2002 - Feb. 27, 2003 (7-0-4)

LONGEST UNBEATEN STREAK

Overall: 15, Dec. 6, 1998 - Jan. 6, 1999 (12-0-3)
Home: 17, Jan. 23 - March 20, 2004 (13-0-4)
Road: 10 (2X), last: Dec. 27, 2002 - Feb. 25, 2003 (7-0-3)

LONGEST LOSING STREAK

Overall: 10, Feb. 1 - Feb. 20, 1976
Home: 6 (2X), last: Feb. 21 - March 8, 2009
Road: 8 (2X), last: Jan. 28 - March 3, 1988

LONGEST WINLESS STREAK

Overall: 20, Jan. 17 - Feb. 28, 1970
Home: 12, Jan. 17 - Feb. 25, 1970 (0-8-0-4)
Road: 23, Oct. 25, 1974-Jan. 28, 1975 (0-19-0-4)

CONSECUTIVE SHUTOUT STREAK FOR

Overall: 192:24 (Nov. 21-26, 1997)
Home: 154:19 (Dec. 2-8, 2006)
Road: 148:22 (Nov. 19-26, 1972)

CONSECUTIVE SHUTOUT STREAK AGAINST

Overall: 262:03 (Jan. 28 - Feb. 6, 1988)
Home: 203:02 (Dec. 27, 1972 - Jan. 13, 1973)
Road: 237:06 (Nov. 7-18, 1975)

CONSECUTIVE GAMES WITHOUT BEING SHUTOUT

Overall: 115, Jan. 16, 1982 - March 29, 1983
Home: 137, Nov. 1, 1978 - Jan. 9, 1982
Road: 102, March 16, 1985 - Dec. 18, 1987

CONSECUTIVE GAMES WITHOUT RECORDING A SHUTOUT

Overall: 117, Dec. 23, 1987 - March 16, 1989
Home: 92, Feb. 4, 1987 - March 16, 1989
Road: 194, Jan. 17, 1983 - Dec. 18, 1987

CONSECUTIVE WINS BY MULTIPLE GOALS

Overall: 7, Nov. 22 - Dec. 5, 1997
Home: 10, Nov. 4 - Dec. 16, 1972
Road: 5 (2X), last: Dec. 28 - Jan. 20, 2011

CONSECUTIVE HOME GAMES

8, Feb. 20 - March 7, 2004 (7-0-1)

CONSECUTIVE ROAD GAMES

7, Dec. 15 - 27, 2002 (2-3-2)

CONSECUTIVE SELLOUTS

202, Oct. 24, 1998 - Oct. 8, 2003 2013

CONSECUTIVE OT GAMES PLAYED IN

Overall: 4, many times, last: Nov. 1 - 7, 2013
Home: 3, many times, last: Feb. 26 - March 8, 2012
Road: 3, many times, last: Nov. 3 - 7, 2013

CONSECUTIVE SO GAMES PLAYED IN

Overall: 3, Jan. 25 - 28, 2006
Home: 2, many times, last: March 28 - 30, 2019
Road: 2, many times, last: Nov. 3 - 5, 2013

CONSECUTIVE GAMES GOING TO OT/SO AND RECORDING A WIN

Overall: 4, Jan. 25 - 30, 2006
Home: 3 (2X), last: Dec. 16 - 27, 2008
Road: 3, last: Nov. 3 - 7, 2013

CONSECUTIVE OT WINS, NO SO

Overall: 3 (2X), Feb. 4 - Feb. 15, 2016
Home: 3, Feb. 16 - March 10, 2001
Road: 3, Feb. 4 - Feb. 15, 2016

CONSECUTIVE OT WINS, INCL. SO

Overall: 6 (2X), last: Nov. 26 - Dec. 29, 2007
Home: 6, Dec. 2, 2005 - March 24, 2006
Road: 4 (3X), last: March 5 - April 4, 2015

CONSECUTIVE OT LOSSES, NO SO

Overall: 5, Oct. 20 - Nov. 15, 2016
Home: 2, many times, last: Dec. 29, 2013 - Jan. 30, 2014
Road: 4, Nov. 1 - Nov. 28, 2016

CONSECUTIVE OT LOSSES, INCL. SO

Overall: 8, Nov. 29, 2013 - Feb. 5, 2014 (5 OTL, 3 SOL)
Home: 6, Oct. 26, 2013 - March 14, 2014 (3 OTL, 3 SOL)
Road: 5 (2X), last: Nov. 1, 2016 - March 23, 2017 (4 OTL, 1 SOL)

CONSECUTIVE GAMES SCORING A PPG

Overall: 18, Oct. 28 - Dec. 10, 2005
Home: 13 (2X), last: Oct. 16 - Dec. 9, 1993
Road: 10 (2X), last: Feb. 2 - March 22, 1991

CONSECUTIVE GAMES WITHOUT A PPG

Overall: 12, Oct. 10 - Nov. 8, 1970
Home: 8 (2X), last: Dec. 11, 1996 - Jan. 10, 1997
Road: 9 (3X), last: March 9 - April 2, 2004

CONSECUTIVE GAMES WITHOUT ALLOWING A PPG

Overall: 14, Nov. 29 - Dec. 27, 1967
Home: 8 (2X), last: Nov. 24 - Dec. 31, 2003
Road: 12, Oct. 24 - Dec. 8, 1971

CONSECUTIVE GAMES ALLOWING A PPG

Overall: 15, Oct. 19 - Nov. 21, 1985
Home: 11 (2X), last: Jan. 5 - Feb. 11, 1996
Road: 11 (3X), last: Jan. 17 - March 13, 2004

CONSECUTIVE GAMES SCORING A SHG

Overall: 2, many times, last: Feb. 10-13, 2015
Home: 3, March 12 - 26, 1984
Road: 2, many times, last: March 5 - 7, 2011

CONSECUTIVE GAMES ALLOWING A SHG

Overall: 4 (2X), last: Oct. 17 - 24, 1991
Home: 3, Nov. 28 - Dec. 13, 1986
Road: 2, many times, last: Feb. 9 - 12, 2017

CONSECUTIVE SUCCESSFUL PENALTY KILLS

42, Nov. 21 - Dec. 21, 1997

CONSECUTIVE UNSUCCESSFUL POWER PLAY OPPORTUNITIES

42, March 6 - 28, 1996

CONSECUTIVE GAMES WITH A PENALTY SHOT FOR

2, April 3 - 4, 2015 (T. Moen-Goal: C. Eakin-Goal)

CONSECUTIVE GAMES WITH A PENALTY SHOT AGAINST

1, many times, last: March 17, 2019 vs. VAN (E. Pettersson, No Goal)

TEAM RECORDS - GAME

GOALS FOR

Overall
Most: 15, Nov. 11, 1981 vs. WPG (W, 15-2)
Fewest: 0 (212X), last: Feb. 23, 2018 vs. CAR (L, 0-3)

Home

Most: 15, Nov. 11, 1981 vs. WPG (W, 15-2)
Fewest: 0 (82X), last: Feb. 23, 2019 vs. CAR (L, 0-3)

Road

Most: 10 (2X), last: Dec. 11, 1985 @ DET (W, 10-2)
Fewest: 0 (132X), last: Feb. 16, 2019 @ CAR (L, 0-3)

GOALS AGAINST

Overall
Most: 12, Jan. 4, 1984 @ EDM (L, 8-12)
Fewest: 0 (212X), last: April 6, 2019 vs. MIN (W, 3-0)

Home

Most: 11, Dec. 4, 1976 vs. NYR (L, 4-11)
Fewest: 0 (133X), last: April 6, 2019 vs. MIN (W, 3-0)

Road

Most: 12, Jan. 4, 1984 @ EDM (L, 8-12)
Fewest: 0 (79X), last: March 12, 2019 vs. BUF (W, 2-0)

GOALS, BOTH TEAMS**Overall**

Most: 20, Jan. 4, 1984 @ EDM (L, 8-12)
 Fewest: 0 (6X), last: Dec. 21, 1999 @ CGY (T, 0-0)

Home

Most: 17, Nov. 11, 1981 vs. WPG (W, 15-2)
 Fewest: 0, March 22, 1998 vs. PIT (T, 0-0)

Road

Most: 20, Jan. 4, 1984 @ EDM (L, 8-12)
 Fewest: 0 (5X), last: Dec. 21, 1999 @ CGY (T, 0-0)

LARGEST MARGIN OF VICTORY

Overall: 13, Nov. 11, 1981 vs. WPG (W, 15-2)
 Home: 13, Nov. 11, 1981 vs. WPG (W, 15-2)
 Road: 8, Dec. 11, 1985 @ DET (W, 10-2)

LARGEST MARGIN OF DEFEAT

Overall: 9 (3X), last: Jan. 9, 1990 @ DET (L, 0-9)
 Home: 8 (3X), last: Nov. 26, 1975 vs. NYI (L, 1-9)
 Road: 9 (3X), last: Jan. 9, 1990 @ DET (L, 0-9)

MOST GOALS FOR IN A LOSS

Overall: 9, Oct. 7, 1983 @ VAN (L, 9-10)
 Home: 6 (3X), last: Oct. 13, 1988 vs. PHI (L, 6-7)
 Road: 9, Oct. 7, 1983 @ VAN (L, 9-10)

GOALS FOR IN A WIN**Overall**

Most: 15, Nov. 11, 1981 vs. WPG (W, 15-2)
 Fewest: 1 (29X), last: March 5, 2019 vs. NYR (W, 1-0)

Home

Most: 15, Nov. 11, 1981 vs. WPG (W, 15-2)
 Fewest: 1 (16X), last: March 5, 2019 vs. NYR (W, 1-0)

Road

Most: 10 (2X), last: Dec. 11, 1985 @ DET (W, 10-2)
 Fewest: 1 (13X), last: March 13, 2012 @ MIN (W, 1-0)

MOST ASSISTS

Overall: 24, Nov. 11, 1981 vs. WPG (W, 15-2)
 Home: 24, Nov. 11, 1981 vs. WPG (W, 15-2)
 Road: 19, Jan. 27, 1984 @ STL (W, 10-8)

MOST ASSISTS AGAINST

Overall: 20 (3X), last: Jan. 4, 1984 @ EDM (L, 8-12)
 Home: 19, Dec. 4, 1976 vs. NYR (L, 4-11)
 Road: 20 (3X), last: Jan. 4, 1984 @ EDM (L, 8-12)

MOST ASSISTS, COMBINED

Overall: 35, Jan. 27, 1984 @ STL (W, 10-8)
 Home: 28 (3X), last: Feb. 6, 1988 vs. WPG (T, 8-8)
 Road: 35, Jan. 27, 1984 @ STL (W, 10-8)

MOST POWER PLAY GOALS

Overall: 5 (2X), last: Nov. 16, 1982 @ LAK (W, 8-3)
 Home: 5, Nov. 11, 1981 vs. WPG (W, 15-2)
 Road: 5, Nov. 16, 1982 @ LAK (W, 8-3)

MOST POWER PLAY GOALS AGAINST

Overall: 7, Jan. 4, 1975 vs. BOS (L, 0-8)
 Home: 7, Jan. 4, 1975 vs. BOS (L, 0-8)
 Road: 6, Oct. 7, 1983 @ NJD (L, 5-7)

MOST POWER PLAY GOALS, COMBINED

Overall: 10 (2X), last: Oct. 13, 1988 vs. PHI (L, 6-7)
 Home: 10, Oct. 13, 1988 vs. PHI (L, 6-7)
 Road: 10, Oct. 7, 1983 @ VAN (L, 9-10)

MOST SHORTHANDED GOALS

Overall: 3, Dec. 3, 1988 @ HFD (W, 4-2)
 Home: 2, many times, last: Feb. 27, 2014 vs. CAR (W, 4-1)
 Road: 3, Dec. 3, 1988 @ HFD (W, 4-2)

MOST SHORTHANDED GOALS AGAINST

Overall: 3 (3X), last: April 14, 1992 vs. DET (L, 4-7)
 Home: 3, April 14, 1992 vs. DET (L, 4-7)
 Road: 3 (2X), last: Jan. 9, 1990 @ DET (L, 0-9)

MOST PENALTIES

Overall: 42, Feb. 26, 1981 vs. BOS (L, 1-5)
 Home: 42, Feb. 26, 1981 vs. BOS (L, 1-5)
 **Road: 20, Dec. 31, 1993 @ CHI (W, 5-2)

MOST PENALTIES, COMBINED

Overall: 84, Feb. 26, 1981 vs. BOS (L, 1-5)
 Home: 84, Feb. 26, 1981 vs. BOS (L, 1-5)
 **Road: 36 (2X), last: Nov. 1, 2008 @ BOS (L, 1-5)

MOST PENALTY MINUTES

Overall: 211 PIM, Feb. 26, 1981 vs. BOS (L, 1-5)
 Home: 211 PIM, Feb. 26, 1981 vs. BOS (L, 1-5)
 **Road: 115 PIM, April 1, 1990 @ CHI (L, 1-4)

MOST PENALTY MINUTES, COMBINED

Overall: 406 PIM, Feb. 26, 1981 vs. BOS (L, 1-5)
 Home: 406 PIM, Feb. 26, 1981 vs. BOS (L, 1-5)
 **Road: 212 PIM, April 1, 1990 @ CHI (L, 1-4)

MOST PENALTY SHOTS

Overall: 1, many times, last: Nov. 3, 2018 @ WSH (T. Seguin, No Goal)

Home: 1, many times, last: April 3, 2015 vs. STL (T. Moen, Goal)

Road: 1, many times, last: Nov. 3, 2018 @ WSH (T. Seguin, No Goal)

MOST PENALTY SHOTS AGAINST

Overall: 1, many times, last: March 17 vs. VAN (E. Pettersson, No Goal)

Home: 1, many times, last: 1, many times, last: March 17 vs.

VAN (E. Pettersson, No Goal)

Road: 1, many times, last: Oct. 30, 2018 @ MTL (A. Lehtonen, No Goal)

MOST PENALTY SHOTS, COMBINED

Overall: 1, many times, last: March 17, 2019 vs. VAN (E. Pettersson, No Goal)

Home: 1, many times, last: March 17, 2019 vs. VAN (E. Pettersson, No Goal)

Road: 1, many times, last: Oct. 30, 2018 @ MTL (A. Lehtonen, No Goal)

SHOTS**Overall**

Most: 68, March 24, 1981 vs. LAK (L, 3-4)
 Fewest: 10 (2X), last: April 4, 1975 vs. VAN (L, 1-4)

Home

Most: 68, March 24, 1981 vs. LAK (L, 3-4)
 Fewest: 10 (2X), last: April 4, 1975 vs. VAN (L, 1-4)

Road

Most: 59, Nov. 2, 1982 @ HFD (W, 7-6)
 Fewest: 10 (3X), last: Jan. 12, 1981 @ BOS (L, 3-4)

SHOTS AGAINST**Overall**

Most: 67, Feb. 7, 1971 @ BOS (T, 4-4)
 Fewest: 9, Nov. 4, 1998 @ SJS (L, 1-4)

Home

Most: 54, Nov. 26, 1989 vs. CHI (W, 5-3)
 Fewest: 11 (3X), last: Oct. 19, 2003 vs. MIN (W, 3-1)

Road

Most: 67, Feb. 7, 1971 @ BOS (T, 4-4)
 Fewest: 9, Nov. 4, 1998 @ SJS (L, 1-4)

SHOTS, COMBINED**Overall**

Most: 103, March 28, 1988 vs. CHI (T, 7-7)
 Minnesota: 63 Chicago: 40

Fewest: 30 (2X), last: Nov. 27, 1998 vs. WSH (W, 4-0)

Dallas: 15 Washington: 15

Home

Most: 103, March 28, 1988 vs. CHI (T, 7-7)
 Minnesota: 63 Chicago: 40

Fewest: 30, Nov. 27, 1998 vs. WSH (W, 4-0)

TEAM RECORDS - GAME // DALLAS STARS HOCKEY CLUB

Dallas: 15 Washington: 15

Road

Most: 99, Feb. 7, 1971 @ BOS (T, 4-4)
 Minnesota: 45 Boston: 45
 Fewest: 30, Nov. 4, 1998 @ SJS (L, 0-4)
 Dallas: 21 San Jose: 9

LARGEST SHOT DIFFERENTIAL**Overall**

For: 49, March 24, 1981 vs. LAK (L, 3-4)
 Minnesota: 68 Los Angeles: 19
 Against: 35 (2X), last: Dec. 4, 1974 @ LAK (L, 1-4)
 Minnesota: 16 Los Angeles: 51

Home

For: 49, March 24, 1981 vs. LAK (L, 3-4)
 Minnesota: 68 Los Angeles: 19
 Against: 29, April 15, 1998 vs. DET (W, 3-1)
 Dallas: 16 Detroit: 45

Road

For: 31, Nov. 2, 1981 @ HFD (W, 7-6)
 Minnesota: 59 Hartford: 28
 Against: 35 (2X), last: Dec. 4, 1974 @ LAK (L, 1-4)
 Minnesota: 16 Los Angeles: 51

MOST SAVES

Overall: 63, Feb. 7, 1971 @ BOS (T, 4-4)
 Home: 51, Nov. 26, 1989 vs. CHI (W, 5-3)
 Road: 63, Feb. 7, 1971 @ BOS (T, 4-4)

MOST SAVES AGAINST

Overall: 65, March 24, 1981 vs. LAK (L, 3-4)
 Home: 65, March 24, 1981 vs. LAK (L, 3-4)
 Road: 52, Nov. 2, 1982 @ HFD (W, 7-6)

MOST SAVES, COMBINED

Overall: 91 (3X), last: Dec. 4, 1984 vs. LAK (T, 2-2)
 Home: 91 (2X), last: Dec. 4, 1984 vs. LAK (T, 2-2)
 Road: 91, Feb. 7, 1971 @ BOS (T, 4-4)

MOST HITS (since 1999-2000 season)

Overall
 For: 62, Nov. 21, 2009 vs. NJD (W, 5-3)
 Against: 67, Nov. 17, 1999 @ WSH (T, 2-2)

Home

For: 62, Nov. 21, 2009 vs. NJD (W, 5-3)
 Against: 58, Dec. 13, 2000 vs. EDM (W, 5-2)

Road

For: 46, April 15, 2013 @ CHI (L, 2-5)
 Against: 67, Nov. 17, 1999 @ WSH (T, 2-2)

MOST BLOCKS (since 1999-2000 season)**Overall**

For: 31, Jan. 31, 2015 @ WPG (W, 5-3)
 Against: 32, Oct. 30, 2009 vs. FLA (SOL, 5-6)

Home

For: 30, April 12, 2013 vs. SJS (W, 2-1)
 Against: 32, Oct. 30, 2009 vs. FLA (SOL, 5-6)

Road

For: 31, Jan. 31, 2015 @ WPG (W, 5-3)
 Against: 30, March 9, 2013 @ PHX (L, 1-2)

MOST TAKEAWAYS (since 1999-2000 season)**Overall**

For: 29, Oct. 13, 2001 vs. CGY (SOL, 3-4)
 Against: 29, Oct. 29, 2001 @ NYR (L, 2-4)

Home

For: 29, Oct. 13, 2001 vs. CGY (SOL, 3-4)
 Against: 21, Feb. 5, 2008 vs. VAN (SOW, 3-2)

Road

For: 26, March 15, 2000 @ NJD (W, 3-2)
 Against: 29, Oct. 29, 2001 @ NYR (L, 2-4)

FACEOFF WINS (since 1999-2000 season)**Overall**

Most: 49 (5X), last: Feb. 20, 2016 vs. BOS (L, 3-7)

Fewest: 12 (3X), last: Feb. 2, 2012 @ SJS (L, 2-5)

Home

Most: 49 (4X), last: Feb. 20, 2016 vs. Boston (L, 3-7)
 Fewest: 12, March 2, 2007 vs. CBJ (SOL, 2-3)

Road

Most: 49, Nov. 28, 1999 @ ATL (W, 4-2)
 Fewest: 12 (2X), last: Feb. 2, 2012 @ SJS (L, 2-5)

FACEOFF LOSSES (since 1999-2000 season)**Overall**

Most: 52, March 27, 2003 @ CGY (O, 1-2)
 Fewest: 14, Nov. 15, 2008 @ PHX (W, 3-2)

Home

Most: 49, Nov. 18, 2010 vs. SJS (OTW, 5-4)
 Fewest: 15 (2X), last: April 2, 2010 vs. EDM (W, 6-3)

Road

Most: 52, March 27, 2003 @ CGY (O, 1-2)
 Fewest: 14, Nov. 15, 2008 @ PHX (W, 3-2)

FACEOFF WIN % (since 1999-2000 season)**Overall**

High: 72.2% (39-15), Jan. 23, 2006 vs. PHX (W, 4-1)
 Low: 23.1% (12-40), Feb. 2, 2012 @ SJS (L, 2-5)

Home

High: 72.2% (39-15), Jan. 23, 2006 vs. PHX (W, 4-1)
 Low: 33.3% (12-24), March 2, 2007 vs. CBJ (SOL, 2-3)

Road

High: 71.0% (49-20), Nov. 28, 1999 @ ATL (W, 4-2)
 Low: 23.1% (12-40), Feb. 2, 2012 @ SJS (L, 2-5)

TEAM RECORDS - PERIOD

MOST GOALS

Overall: 8, Nov. 11, 1981 vs. WPG (W, 15-2), 2nd pd.
 Home: 8, Nov. 11, 1981 vs. WPG (W, 15-2), 2nd pd.
 Road: 6, March 16, 1971 @ LAK (W, 7-2), 1st pd.

MOST GOALS AGAINST

Overall: 6 (2X), last: Nov. 19, 1975 vs. MTL (L, 0-6), 3rd pd.
 Home: 6 (2X), last: Nov. 19, 1975 vs. MTL (L, 0-6), 3rd pd.
 Road: 5, many times, last: Jan. 14, 1996 @ NJD (L, 2-7), 3rd pd.

MOST GOALS, COMBINED

Overall: 9 (2X), last: Jan. 4, 1984 @ EDM (L, 8-12), 2nd pd.
 Home: 9, Nov. 11, 1981 vs. WPG (W, 15-2), 2nd pd.
 Road: 9, Jan. 4, 1984 @ EDM (L, 8-12), 2nd pd.

MOST POWER PLAY GOALS

Overall: 4, Nov. 16, 1982 @ LAK (W, 8-3), 2nd pd.
 Home: 3, many times, last: Nov. 4, 2011 vs. COL (W, 7-6), 2nd pd.
 Road: 4, Nov. 16, 1982 @ LAK (W, 8-3), 2nd pd.

MOST POWER PLAY GOALS AGAINST

Overall: 5, Jan. 4, 1975 vs. BOS (L, 0-8), 2nd pd.
 Home: 5, Jan. 4, 1975 vs. BOS (L, 0-8), 2nd pd.
 Road: 4 (2X), last: Jan. 14, 1996 @ NJD (L, 2-7), 3rd pd.

MOST POWER PLAY GOALS, COMBINED

Overall: 5 (5X), last: Oct. 13, 1988 vs. PHI (L, 6-7), 3rd pd.
 Home: 5 (2X), last: Oct. 13, 1988 vs. PHI (L, 6-7), 3rd pd.
 Road: 5 (3X), last: Oct. 19, 1986 @ CHI (W, 8-5), 1st pd.

MOST SHORTHANDED GOALS

Overall: 3, Dec. 3, 1988 @ HFD (W, 4-2), 2nd pd.
 Home: 2, many times, last: March 16, 2010 vs. SJS (W, 8-2), 3rd
 Road: 3, Dec. 3, 1988 @ HFD (W, 4-2), 2nd pd.

MOST SHORTHANDED GOALS AGAINST

Overall: 2, many times, last: March 15, 2011 vs. SJS (L, 3-6), 3rd
 Home: 2, many times, last: March 15, 2011 vs. SJS (L, 3-6), 3rd pd.
 Road: 2, many times, last: Nov. 27, 2006 @ DET (L, 1-2), 3rd pd.

MOST SHORTHANDED GOALS, COMBINED

Overall: 4, Dec. 3, 1995 @ COL (W, 7-6), 2nd pd.
 Home: 3, Dec. 3, 1985 vs. CHI (W, 9-2), 2nd pd.

Road: 4, Dec. 3, 1995 @ COL (W, 7-6), 2nd pd.

MOST SHOTS

Overall: 32, Dec. 13, 1972 vs. PHI (W, 7-2), 1st pd.

Home: 32, Dec. 13, 1972 vs. PHI (W, 7-2), 1st pd.

Road: 25, Jan. 17, 2017 @ NYR (W, 7-6) 3rd pd

MOST SHOTS AGAINST

Overall: 26, Jan. 7, 1970 @ TOR (T, 3-3) 3rd pd.

Home: 24, Jan. 31, 1970 vs. TOR (L, 2-4) 1st pd.

Road: 26, Jan. 7, 1970 @ TOR (T, 3-3) 3rd pd.

MOST SHOTS, COMBINED

Overall: 42, Dec. 13, 1972 vs. PHI (W, 7-2), 1st pd.

Home: 42, Dec. 13, 1972 vs. PHI (W, 7-2), 1st pd.

Road: 40, Feb. 7, 1971 @ BOS (T, 4-4), 1st pd.

LARGEST SHOT ADVANTAGE

Overall: 27, March 24, 1981 vs. LAK (L, 3-4), 3rd pd.

Home: 27, March 24, 1981 vs. LAK (L, 3-4), 3rd pd.

Road: 19, Nov. 11, 1996 @ ANA (W, 5-3), 1st pd.

LARGEST SHOT DEFICIT

Overall: 22, March 15, 1987 @ CHI (W, 4-2), 2nd pd.

Home: 17, April 14, 1999 vs. PHX (W, 4-2), 3rd pd.

Road: 22, March 15, 1987 @ CHI (W, 4-2), 2nd pd.

MOST SAVES

Overall: 25 (2X), last: March 15, 1987 @ CHI (W, 4-2), 2nd pd.

Home: 22 (3X), last: Oct. 7, 2011 vs. CHI (W, 2-1), 2nd pd.

Road: 25 (2X), last: March 15, 1987 @ CHI (W, 4-2), 2nd pd.

MOST SAVES AGAINST

Overall: 29, Dec. 13, 1972 vs. PHI (W, 7-2), 1st pd.

Home: 29, Dec. 13, 1972 vs. PHI (W, 7-2), 1st pd.

Road: 23, Nov. 1, 2002 @ CBJ (L, 2-4), 1st pd.

MOST SAVES, COMBINED

Overall: 38, Dec. 13, 1972 vs. PHI (W, 7-2), 1st pd.

Home: 38, Dec. 13, 1972 vs. PHI (W, 7-2), 1st pd.

Road: 37, Feb. 7, 1971 @ BOS (T, 4-4), 1st pd.

MOST ASSISTS

Overall: 14, Nov. 11, 1981 vs. WPG (W, 15-2), 2nd pd.

Home: 14, Nov. 11, 1981 vs. WPG (W, 15-2), 2nd pd.

Road: 12, Jan. 27, 1984 @ STL (W, 10-8) 3rd pd.

MOST ASSISTS AGAINST

Overall: 10, many times, last: Feb. 17, 1993 vs. LAK (L, 5-10), 3rd

Home: 10, many times, last: Feb. 17, 1993 vs. LAK (L, 5-10), 3rd

Road: 10, many times, last: March 24, 1991 @ CHI (L, 4-5), 2nd

MOST ASSISTS, COMBINED

Overall: 18, Jan. 27, 1984 @ STL (W, 10-8), 2nd pd.

Home: 14, many times, last: Feb. 6, 1988 vs. WPG (T, 8-8), 3rd

Road: 18, Jan. 27, 1984 @ STL (W, 10-8), 2nd pd.

MOST POINTS

Overall: 22, Nov. 11, 1981 vs. WPG (W, 15-2), 2nd pd.

Home: 22, Nov. 11, 1981 vs. WPG (W, 15-2), 2nd pd.

Road: 18, Jan. 27, 1984 @ STL (W, 10-8), 3rd pd.

MOST POINTS AGAINST

Overall: 16 (2X), last: April 5, 1978 @ PIT (L, 2-7), 3rd pd.

Home: 16, Jan. 4, 1975 vs. BOS (L, 0-8), 2nd pd.

Road: 16, April 5, 1978 @ PIT (L, 2-7), 3rd pd.

MOST POINTS, COMBINED

Overall: 25, Nov. 11, 1981 vs. WPG (W, 15-2), 2nd pd.

Home: 25, Nov. 11, 1981 vs. WPG (W, 15-2), 2nd pd.

Road: 27, Jan. 27, 1984 @ STL (W, 10-8), 3rd pd.

MOST CONSECUTIVE GOALS SCORED

Overall: 6, many times, last: Feb. 6, 2009 vs. NYR (W, 10-2), 3rd

Home: 6, many times, last: Feb. 6, 2009 vs. NYR (W, 10-2), 3rd

Road: 6 (2X), last: Jan. 12, 1983 @ PIT (W, 7-0) 3rd pd.

MOST CONSECUTIVE GOALS AGAINST

Overall: 6, many times, last: March 5, 1987 @ DET (L, 3-9), 1st

Home: 6 (2x), last: Nov. 19, 1975 vs. MTL (L, 0-6), 3rd pd.

Road: 6, many times, last: March 5, 1987 @ DET (L, 3-9), 1st pd.

FASTEST GOALS

AFTER OPENING FACEOFF

Overall

For: 7 sec., Nov. 13, 1998 @ DET (J. Nieuwendyk)

Against: 9 sec., Oct. 17, 2013 vs. SJS (T. Kennedy)

Home

For: 12 sec., Oct. 20, 1977 vs. CLE (R. Eriksson)

Against: 9 sec., Oct. 17, 2013 vs. SJS (T. Kennedy)

Road

For: 7 sec., Nov. 13, 1998 @ DET (J. Nieuwendyk)

Against: 11 sec. (2X), last: Oct. 14, 1979 @ BUF (R. Martin)

INTO SECOND PERIOD

Overall

For: 8 sec., Feb. 4, 2017 vs. CHI (L, 3-5) (R. Faksa)

Against: 5 sec., April 27, 1995 @ CHI (J. Murphy)

Home

For: 8 sec., Feb. 4, 2017 vs. CHI (L, 3-5) (R. Faksa)

Against: 12 sec. (3X), last: April 1, 1995 vs. DET (D. Ciccarelli)

Road

For: 13 sec. (2X), last: Feb. 28, 1989 @ WSH (D. Gagner)

Against: 5 sec., April 27, 1995 @ CHI (J. Murphy)

INTO THIRD PERIOD

Overall

For: 8 sec., Dec. 8, 1968 @ OAK (C. Larose)

Against: 9 sec., April 10, 2010 @ MIN (C. Wellman)

Home

For: 10 sec., Jan. 29, 1990 vs. WPG (D. Gagner)

Against: 10 sec., Feb. 6, 1986 vs. TOR (R. Vaive)

Road

For: 8 sec., Dec. 8, 1968 @ OAK (C. Larose)

Against: 9 sec., April 10, 2010 @ MIN (C. Wellman)

INTO OT

Overall

For: 10 sec., March 12, 1984 vs. MTL (T. McCarthy)

Against: 15 sec., Oct. 28, 2000 @ STL (A. MacInnis)

Home

For: 10 sec., March 12, 1984 vs. MTL (T. McCarthy)

Against: 19 sec. (2X), last: Jan. 21, 2017 vs. WSH (L, 3-4) (J. Beagle)

Road

For: 20 sec., March 26, 2017 @ NJD (W, 2-1) (T. Seguin)

Against: 15 sec., Oct. 28, 2000 @ STL (A. MacInnis)

LATEST GOALS

SCORED IN REGULATION

Overall

For: 19:59 of 3rd, many times, last: Feb. 9, 2012 @ CBJ (Ja.

Benn)

Against: 19:59 of 3rd, many times, last: Dec. 8, 2010 @ CHI

(P. Sharp)

Home

For: 19:59 of 3rd, many times, last: Feb. 6, 2006 vs. NSH

(B. Guerin)

Against: 19:59 of 3rd, many times, last: Mar. 24, 2006 vs. CHI (M. Bell)

Road

For: 19:59 of 3rd, many times, last: Feb. 9, 2012 @ CBJ (Ja.

Benn)

Against: 19:59 of 3rd, many times, last: Dec. 8, 2010 @ CHI

(P. Sharp)

SCORED IN OT

Overall

For: 4:59 (2X), last: Feb. 11, 2003 vs. CAR (S. Zubov)

PLAYER RECORDS - GAME // DALLAS STARS HOCKEY CLUB

Against: 4:58, Feb. 29, 1992 vs. HFD (A. Burt)
Home
 For: 4:59, Feb. 11, 2003 vs. CAR (S. Zubov)
 Against: 4:58, Feb. 29, 1992 vs. HFD (A. Burt)
Road
 For: 4:59, Feb. 28, 2002 @ VAN (M. Modano)
 Against: 4:56, March 4, 2011 @ ANA (L. Visnovsky)

PLAYER RECORDS - GAME

MOST GOALS

Overall: 5, T. Young, Jan. 15, 1979 @ NYR (W, 8-1)
 Home: 4, many times, last: J. Jokinen, Nov. 16, 2007 vs. COL (W, 6-1)
 Road: 5, T. Young, Jan. 15, 1979 @ NYR (W, 8-1)

MOST ASSISTS

Overall: 5 (4X), last: J. Benn, Nov. 14, 2013 @ CGY (W, 7-3)
 Home: 5 (2X), last: B. Richards, Feb. 28, 2008 vs. CHI (W, 7-4)
 Road: 5 (2X), last: J. Benn, Nov. 14, 2013 @ CGY (W, 7-3)

MOST POINTS

Overall: 7, B. Smith, Nov. 11, 1981 vs. WPG (W, 15-2)
 Home: 7, B. Smith, Nov. 11, 1981 vs. WPG (W, 15-2)
 Road: 6, J. Benn, Nov. 14, 2013 @ CGY (W, 7-3)

MOST POWER PLAY GOALS

Overall: 3, many times, last: P. Boucher, Nov. 24, 2006 vs. LAK (W, 5-3)
 Home: 3, many times, last: P. Boucher, Nov. 24, 2006 vs. LAK (W, 5-3)
 Road: 3 (2X), last: D. Ciccarelli, March 29, 1986 @ DET (W, 5-4)

MOST SHORTHANDED GOALS

Overall: 2 (3X), last: N. Broten, Dec. 3, 1988 @ HFD (W, 4-2)
 Home: 1, many times, last: Esa Lindell, Dec. 3, 2018 vs. EDM (W, 4-1)
 Road: 2 (3X), last: N. Broten, Dec. 3, 1988 @ HFD (W, 4-2)

MOST SHOTS

Overall: 14, D. Ciccarelli, March 28, 1988 vs. CHI (T, 7-7)
 Home: 14, D. Ciccarelli, March 28, 1988 vs. CHI (T, 7-7)
 Road: 11, M. Modano, Oct. 7, 1995 @ WPG (L, 5-7)

MOST PENALTY MINUTES

Overall: 39, S. Payne, Feb. 26, 1981 @ BOS (L, 1-5)
 Home: 37, B. McRea, Oct. 22, 1991 vs. CGY (L, 2-4)
 Road: 39, S. Payne, Feb. 26, 1981 @ BOS (L, 1-5)

MOST GOALS, DEFENSEMAN

Overall: 3 (4X), last: P. Boucher, Nov. 24, 2006 vs. LAK (W, 5-3)
 Home: 3 (2X), last: P. Boucher, Nov. 24, 2006 vs. LAK (W, 5-3)
 Road: 3 (2X), last: D. Sydor, Jan. 3, 1998 @ CAR (W, 6-1)

MOST ASSISTS, DEFENSEMAN

Overall: 5, L. Murphy, Oct. 17, 1989 @ NYI (W, 6-3)
 Home: 4, many times, last: A. Goligoski, March 28, 2014 vs. NSH (W, 7-3)
 Road: 5, L. Murphy, Oct. 17, 1989 @ NYI (W, 6-3)

MOST POINTS, DEFENSEMAN

Overall: 5, many times, last: P. Cavallini, April 12, 1994 vs. STL (W, 9-5)
 Home: 5, many times, last: P. Cavallini, April 12, 1994 vs. STL (W, 9-5)
 Road: 5, L. Murphy, Oct. 17, 1989 @ NYI (W, 6-3)

MOST POWER PLAY GOALS, DEFENSEMAN

Overall: 3, P. Boucher, Nov. 24, 2006 vs. LAK (W, 5-3)
 Home: 3, P. Boucher, Nov. 24, 2006 vs. LAK (W, 5-3)
 Road: 2, many times, last: S. Robidas, Dec. 17, 2009 @ ATL (O, 5-6)

MOST SHORTHANDED GOALS, DEFENSEMAN

Overall: 1, many times, last: Esa Lindell, Dec. 15, 2018 at COL (L, 4-6)
 Home: 1, many times, last: 1, many times, last: Esa Lindell, Dec. 3, 2018 vs. EDM (W, 4-1)
 Road: 1, many times, last: Esa Lindell, Dec. 15, 2018 at COL (L, 4-6)

MOST SHOTS, DEFENSEMAN

Overall: 11 (2X), last: John Klingberg, March 24, 2016 @ ARI (1-3 L)
 Home: 11, D. Hatcher, Nov. 27, 2002 vs. MIN (W, 5-0)
 Road: 11 (2X), last: John Klingberg, March 24, 2016 @ ARI (1-3 L)

MOST PENALTY MINUTES, DEFENSEMAN

Overall: 33, M. Tinordi, April 2, 1989 @ WPG (L, 2-3)
 Home: 31, M. Tinordi, March 31, 1992 vs. BUF (W, 5-3)
 Road: 33, M. Tinordi, April 2, 1989 @ WPG (L, 2-3)

MOST GOALS, ROOKIE

Overall: 4, D. Ciccarelli, March 22, 1981 vs. DET (W, 9-3)
 Home: 4, D. Ciccarelli, March 22, 1981 vs. DET (W, 9-3)
 Road: 3, many times, last: J. Neal, Dec. 23, 2008 @ TOR (W, 8-3)

MOST ASSISTS, ROOKIE

Overall: 4 (2X), last: J. Lehtinen, Feb. 16, 1996 vs. EDM (W, 6-1)
 Home: 4, J. Lehtinen, Feb. 16, 1996 vs. EDM (W, 6-1)
 Road: 4, R. Eriksson, Oct. 6, 1976 @ NYR (L, 5-6)

MOST POINTS, ROOKIE

Overall: 4 many times, last: John Klingberg, Jan. 31, 2015 @ WPG (W, 5-2)
 Home: 4, many times, last: V. Nichushkin, Dec. 7, 2013 vs. PHI (W, 5-1)
 Road: 4, many times, last: John Klingberg, Jan. 31, 2015 @ WPG (W, 5-2)

MOST POWER PLAY GOALS, ROOKIE

Overall: 3, R. Eriksson, Nov. 27, 1976 vs. WSH (W, 6-1)
 Home: 3, R. Eriksson, Nov. 27, 1976 vs. WSH (W, 6-1)
 Road: 2, many times, last: M. Modano, Feb. 4, 1990 @ NYR (L, 3-4)

MOST SHORTHANDED GOALS, ROOKIE

Overall: 2, Gemel Smith, Nov. 6, 2016 @ CHI (OTL, 3-4)
 Home: 1, many times, last: N. Kapanen, Nov. 15, 2002 vs. COL (W, 4-2)
 Road: 2, Gemel Smith, Nov. 6, 2016 @ CHI (OTL, 3-4)

MOST SHOTS, ROOKIE

Overall: 9, Miro Heiskanen, Jan. 2, 2019 vs. New Jersey (W, 5-4)
 Home: 9, Miro Heiskanen, Jan. 2, 2019 vs. New Jersey (W, 5-4)
 Road: 8, J. Langenbrunner, Jan. 4, 1997 @ BOS (L, 2-3)

MOST PENALTY MINUTES, ROOKIE

Overall: 33, M. Tinordi, April 2, 1989 @ WPG (L, 2-3)
 Home: 30, R. Zemlak, Nov. 11, 1987 vs. CGY (L, 3-4)
 Road: 33, M. Tinordi, April 2, 1989 @ WPG (L, 2-3)

MOST GOALS, OPPONENT

Overall: 5 (2X), last: W. Gretzky, Dec. 6, 1987 @ EDM (L, 6-10)
 Home: 5, D. Murdoch, Oct. 12, 1976 vs. NYR (L, 4-10)
 Road: 5, W. Gretzky, Dec. 6, 1987 @ EDM (L, 6-10)

MOST ASSISTS, OPPONENT

Overall: 6 (2X), last: D. Gilmour, Feb. 13, 1993 @ TOR (L, 1-6)
 Home: 5 (2X), last: P. LaFontaine, Jan. 11, 1990 vs. NYI (L, 4-8)
 Road: 6 (2X), last: D. Gilmour, Feb. 13, 1993 @ TOR (L, 1-6)

MOST POINTS, OPPONENT

Overall: 8, W. Gretzky, Jan. 4, 1984 @ EDM (L, 8-12)
 Home: 6 (2X), last: P. LaFontaine, Jan. 11, 1990 vs. MIN (L, 4-8)
 Road: 8, W. Gretzky, Jan. 4, 1984 @ EDM (L, 8-12)

MOST POWER PLAY GOALS, OPPONENT

Overall: 3 (4X), last: Brayden Schenn, Dec. 10, 2016 @ PHI (L, 2-4)
 Home: 3, B. Propp, Oct. 13, 1988 vs. PHI (L, 6-7)
 Road: 3 (3X), last: Brayden Schenn, Dec. 10, 2016 @ PHI (L, 2-4)

MOST SHORTHANDED GOALS, OPPONENT

Overall: 2 (6X), last: R. Bourque, Feb. 28, 2008 vs. CHI (W, 7-4)
 Home: 2 (3X), last: R. Bourque, Feb. 28, 2008 vs. CHI (W, 7-4)
 Road: 2 (3X), last: S. Burr, Jan. 9, 1990 @ DET (L, 0-9)

MOST SHOTS, OPPONENT

Overall: 14, P. Hornqvist, Dec. 28, 2010 @ NSH (W, 4-2)

Home: 11, many times, last: W. Clark, Dec. 21, 1995 vs. NYI (T, 3-3)

Road: 14, P. Hornqvist, Dec. 28, 2010 @ NSH (W, 4-2)

MOST PENALTY MINUTES, OPPONENT

Overall: 43, K. Crowder, Feb. 26, 1981 @ BOS (L, 1-5)

Home: 42, E. Kastelic, Nov. 10, 1990 vs. HFD (O, 2-3)

Road: 43, K. Crowder, Feb. 26, 1981 @ BOS (L, 1-5)

GOALTENDER

MOST SAVES

Overall: 63, G. Worsley, Feb. 8, 1971 @ BOS (T, 4-4)

Home: 51, J. Casey, Nov. 26, 1989 vs. CHI (W, 5-3)

Road: 63, G. Worsley, Feb. 8, 1971 @ BOS (T, 4-4)

MOST GOALS AGAINST

Overall: 10 (4X), last: A. Moog, Nov. 27, 1993 @ DET (L, 4-10)

Home: 10, G. Smith, Oct. 12, 1976 vs. NYR (L, 4-10)

Road: 10 (3X), last: A. Moog, Nov. 27, 1993 @ DET (L, 4-10)

MOST PENALTY MINUTES

Overall: 24, D. Beaupre, Jan. 5, 1986 @ CHI (L, 2-6)

Home: 15, D. Beaupre, Nov. 28, 1981 vs. PHI (W, 5-3)

Road: 24, D. Beaupre, Jan. 5, 1986 @ CHI (L, 2-6)

PLAYER RECORDS - PERIOD

MOST GOALS

Overall: 3, many times, last: Patrick Eaves, Feb. 11, 2016 @ CHI (W, 4-2), 1st pd.

Home: 3, many times, last: T. Seguin, Dec. 7, 2013 vs. PHI (W, 5-1), 2nd pd.

Road: 3 (4X), last: Patrick Eaves, Feb. 11, 2016 @ CHI (W, 4-2), 1st pd.

MOST ASSISTS

Overall: 3, many times, last: Jamie Benn, Oct. 27, 2015 vs. ANA (W, 4-3), 2nd pd.

Home: 3, many times, last: Jamie Benn, Oct. 27, 2015 vs. ANA (W, 4-3), 2nd pd.

Road: 3, many times, last: S. Gonchar, Dec. 14, 2013 @ WPG (W, 6-4), 2nd pd.

MOST POINTS

Overall: 4, many times, last: V. Nichushkin & T. Seguin, Dec. 7, 2013 vs. PHI (W, 5-1), 2nd pd.

Home: 4, many times, last: V. Nichushkin & T. Seguin, Dec. 7, 2013 vs. PHI (W, 5-1), 2nd pd.

Road: 4 (3X), last: D. Ciccarelli, Dec. 4, 1986 @ NJD (W, 5-3), 2nd pd.

MOST POWER PLAY GOALS

Overall: 3, R. Eriksson, Nov. 27, 1976 vs. WSH (W, 6-1), 2nd pd.

Home: 3, R. Eriksson, Nov. 27, 1976 vs. WSH (W, 6-1), 2nd pd.

Road: 2, many times, last: B. Richards, March 27, 2010 @ LAK (W, 4-1), 2nd pd.

MOST SHORTHANDED GOALS

Overall: 2, N. Broten, Dec. 3, 1988 @ HFD (W, 4-2), 2nd pd.

Home: 1, many times, last: Esa Lindell, Dec. 3, 2018 vs. EDM (W, 4-1), 3rd period

Road: 2, N. Broten, Dec. 3, 1988 @ HFD (W, 4-2), 2nd pd.

MOST SHOTS

Overall: 9, B. Bellows, Oct. 22, 1985 vs. STL (W, 5-4), 2nd pd.

Home: 9, B. Bellows, Oct. 22, 1985 vs. STL (W, 5-4), 2nd pd.

Road: 8, D. Ciccarelli, March 29, 1986 @ DET (W, 5-4), 2nd pd.

MOST PENALTY MINUTES

Overall: 39, S. Payne, Feb. 26, 1981 @ BOS (L, 1-5), 1st pd.

Home: 32, B. McRea, FEB. 22, 1988 vs. TOR (W, 4-2), 1st pd.

Road: 39, S. Payne, Feb. 26, 1981 @ BOS (L, 1-5), 1st pd.

MOST GOALS, OPPONENT

Overall: 3, many times, last: S. Reinprecht, Oct. 30, 2009 vs. FLA (SO, 5-6), 1st pd.

Home: 3, many times, last: S. Reinprecht, Oct. 30, 2009 vs. FLA (SO, 5-6), 1st pd.

Road: 3, many times, last: W. Gretzky, Dec. 6, 1987 @ EDM, (L, 4-10), 1st pd.

MOST ASSISTS, OPPONENT

Overall: 4, M. Messier, Jan. 4, 1984 @ EDM (L, 8-12), 2nd pd.

Home: 3, many times, last: Viktor Arvidsson, April 6, 2017 vs. NSH (L, 7-3), 1st pd

NSH (L, 7-3), 1st pd

Road: 4, M. Messier, Jan. 4, 1984 @ EDM (L, 8-12), 2nd pd.

MOST POINTS, OPPONENT

Overall: 4, many times, last: Brandon Montour, @ Anaheim, Dec. 12, 2018 (3rd)

Home: 4 (2X), last: P. Stastny, Feb. 13, 1988 vs. QUE (L, 3-7), 3rd

Road: 4, many times, last: Brandon Montour, @ Anaheim, Dec. 12, 2018 (3rd)

MOST POWER PLAY GOALS, OPPONENT

Overall: 3, J. Korab, Nov. 19, 1978 @ BUF (L, 2-9), 2nd pd.

Home: 2, many times, last: Justin Faulk, Carolina, Dec. 8, 2015 (3rd)

Road: 3, J. Korab, Nov. 19, 1978 @ BUF (L, 2-9), 2nd pd.

MOST SHORTHANDED GOALS, OPPONENT

Overall: 2 (3X), last: R. Bourque, Feb. 28, 2008 vs. CHI (W, 7-4), 3rd pd.

Home: 2, R. Bourque, Feb. 28, 2008 vs. CHI (W, 7-4), 3rd pd.

Road: 2 (2X), last: S. Burr, Jan. 9, 1990 @ DET (L, 0-9), 2nd pd.

MOST SHOTS, OPPONENT

Overall: 9 (2X), last: S. Turgeon, Feb. 26, 1986 @ HFD (W, 5-2), 3rd pd.

Home: 9, B. Carpenter, Jan. 11, 1986 vs. WSH (W, 5-3), 1st pd.

Road: 9, S. Turgeon, Feb. 26, 1986 @ HFD (W, 5-2) 3rd pd.

MOST PENALTY MINUTES

Overall: 43, K. Crowder, Feb. 26, 1981 @ BOS (L, 1-5), 1st pd.

Home: 42, E. Kastelic, Nov. 10, 1990 cs. HFD (O, 2-3), 2nd pd.

Road: 43, K. Crowder, Feb. 26, 1981 @ BOS (L, 1-5), 1st pd.

GOALTENDER

MOST SAVES

Overall: 22 (2X), last: K. Lehtonen, Oct. 7, 2011 vs. CHI (W, 2-1), 2nd pd.

Home: 22, K. Lehtonen, Oct. 7, 2011 vs. CHI (W, 2-1), 2nd pd.

Road: 22, M. Turco, March 8, 2010 @ WSH (SOW, 4-3), 2nd pd.

MOST GOALS AGAINST

Overall: 6 (4X), last: D. Beaupre, March 14, 1981 @ LAK (L, 4-10), 1st pd.

Home: 6 (2X), last: P. Lopresti, Nov. 19, 1975 vs. MTL (L, 0-6), 3rd pd.

Road: 6 (2X), last: D. Beaupre, March 14, 1981 @ LAK (L, 4-10), 1st

MOST SAVES, OPPONENT

Overall: 26, John Gibson, Anaheim, Oct. 13, 2018 (2nd)

Home: 26, John Gibson, Anaheim, Oct. 13, 2018 (2nd)

Road: 23, M. Denis, Nov. 1, 2002 @ CBJ (L, 2-4), 1st pd.

STREAKS

LONGEST WINNING STREAK

Dallas Overall: 7 (3X), last: Jan. 29, 2008 – Feb. 11, 2008
 Dallas Home: 8, Jan. 23, 2006 – March 13, 2006
 Dallas Road: 8, Dec. 13, 2010 – Jan. 20, 2011

LONGEST POINT STREAK

Dallas Overall: 15, Dec. 6, 1998 – Jan. 6, 1999 (12-0-3)
 Dallas Home: 17, Jan. 23, 2004 – March 20, 2004 (13-0-4)
 Dallas Road: 11, Dec. 27, 2002 – Feb. 27, 2003 (7-0-4)

LONGEST UNBEATEN STREAK

Dallas Overall: 15, Dec. 6, 1998 – Jan. 6, 1999 (12-0-3)
 Dallas Home: 17, Jan. 23 – March 20, 2004 (13-0-4)
 Dallas Road: 10 (2X), last: Dec. 27, 2002 – Feb. 25, 2003 (7-0-3)

LONGEST LOSING STREAK

Dallas Overall: 6 (2X), last: Jan. 2 – Jan. 12, 2014 (0-6-0)
 Dallas Home: 6, Feb. 21 – March 8, 2009 (0-6-0)
 Dallas Road: 7 (2X), last: Jan. 21 – Feb. 19, 2011 (0-7-0)

LONGEST WINLESS STREAK

Dallas Overall: 7 (5X), last: Oct. 25 – Nov. 8, 2014 (0-5-2)
 Dallas Home: 10, Jan. 8 – Feb. 11, 1997 (0-7-3)
 Dallas Road: 10 (2X), last: Dec. 12, 2009 – Jan. 21, 2010 (0-8-2)

CONSECUTIVE SHUTOUT STREAK FOR

Dallas Overall: 192:24 (Nov. 21-26, 1997)
 Dallas Home: 154:19 (Dec. 2-8, 2006)
 Dallas Road: 139:48 (Nov. 20-23, 2002)

CONSECUTIVE SHUTOUT STREAK AGAINST

Dallas Overall: 194:11 (Nov. 12-19, 2011)
 Dallas Home: 183:16 (March 20-28, 1998)
 Dallas Road: 223:45 (Nov. 12-28, 2011)

CONSECUTIVE GAMES WITHOUT BEING SHUTOUT

Dallas Overall: 77, Dec. 23, 1999 – Dec. 15, 2000
 Dallas Home: 97, Oct. 15, 1999 – Dec. 17, 2001
 Dallas Road: 59, April 3, 1994 – March 13, 1996

CONSECUTIVE GAMES WITHOUT RECORDING A SHUTOUT

Dallas Overall: 69, Dec. 2, 1995 – Oct. 17, 1996
 Dallas Home: 53, March 16, 2012 – Jan. 16, 2014
 Dallas Road: 59, April 9, 1995 – Dec. 8, 1996

CONSECUTIVE GAMES WON BY 2+ GOALS

Dallas Overall: 7, Nov. 22 – Dec. 5, 1997
 Dallas Home: 6, Nov. 24 – Dec. 10, 1997
 Dallas Road: 5, twice, last: Dec. 28 – Jan. 20, 2011

CONSECUTIVE HOME GAMES PLAYED (single season)

Dallas: 8, Feb. 20 – March 7, 2004 (7-0-1)

CONSECUTIVE ROAD GAMES PLAYED (single season)

Dallas: 7, Dec. 15-27, 2002 (2-3-2)

CONSECUTIVE SELL-OUTS

Dallas: 202, Oct. 24, 1998 – Oct. 8, 2003

CONSECUTIVE OT GAMES PLAYED IN

Dallas Overall: 4, many times, last: Nov. 1-7, 2013
 Dallas Home: 3, many times, last: Feb. 26 – March 8, 2012
 Dallas Road: 3, many times, last: Nov. 3-7, 2013

CONSECUTIVE SHOOTOUT GAMES PLAYED IN

Dallas Overall: 3, Jan. 25-28, 2006
 Dallas Home: 2, many times, last: Nov. 29 – Dec. 1, 2013
 Dallas Road: 2, many times, last: March 28 – 30, 2019

CONSECUTIVE OT WINS (including shootout) [non-OT game breaks the streak]

Dallas Overall: 4, Jan. 25 – 30, 2006
 Dallas Home: 3 (2X), last: Dec. 16-27, 2008
 Dallas Road: 3, Nov. 3-7, 2013

CONSECUTIVE WINS IN GAMES THAT WENT TO OT (not including shootout) [consecutive OT games scoring an OT goal]

Dallas Overall: 3 (2X), Feb. 4 – Feb. 15, 2016
 Dallas Home: 3, Feb. 16 – March 10, 2001
 Dallas Road: 3, Feb. 4 – Feb. 15, 2016

CONSECUTIVE WINS IN GAMES THAT WENT TO OT (including shootout) [non-OT game does not break streak]

Dallas Overall: 6 (2X), last: Nov. 26 – Dec. 29, 2007
 Dallas Home: 6, Dec. 2, 2005 – March 24, 2006
 Dallas Road: 4 (3X), last: March 5 – April 4, 2015

CONSECUTIVE LOSSES IN OT (not including shootout) [consecutive OT games allowing an OT goal]

Dallas Overall: 5, Oct. 20 – Nov. 15, 2016
 Dallas Home: 4, Oct. 18 – Nov. 28, 2014
 Dallas Road: 4, Nov. 1 – Nov. 28, 2016

CONSECUTIVE LOSSES IN OT GAMES (including shootout)

Dallas Overall: 8, Nov. 29, 2013 – Feb. 5, 2014 (5 OTL, 3 SOL)
 Dallas Home: 8, Oct. 9, 2014 – Feb. 27, 2015 (5 OTL, 3 SOL)
 Dallas Road: 5 (2X), last: Nov. 1, 2016 – March 23, 2017 (4 OTL, 1 SOL)

CONSECUTIVE GAMES SCORING A PPG

Dallas Overall: 18, Oct. 28 – Dec. 10, 2005
 Dallas Home: 13, Oct. 16 – Dec. 9, 1993
 Dallas Road: 8 (2X), last: Oct. 29 – Dec. 10, 2005

CONSECUTIVE GAMES WITHOUT SCORING A PPG

Dallas Overall: 8 (2X), last: Nov. 15-28, 2011
 Dallas Home: 8, Dec. 11, 1996 – Jan. 10, 1997
 Dallas Road: 9, March 9 – April 2, 2004

CONSECUTIVE GAMES WITHOUT ALLOWING A PPG

Dallas Overall: 11, Dec. 10-31, 2003
 Dallas Home: 8, Nov. 24 – Dec. 31, 2003
 Dallas Road: 9, Nov. 7 – Dec. 12, 2009

CONSECUTIVE GAMES ALLOWING A PPG

Dallas Overall: 9, Jan. 26 – Feb. 11, 1996
 Dallas Home: 11, Jan. 5 – Feb. 11, 1996
 Dallas Road: 11, Jan. 17 – March 13, 2004

CONSECUTIVE GAMES SCORING A SHORTHANDED GOAL

Dallas Overall: 2, many times, last: Feb. 10-13, 2015
 Dallas Home: 2, many times, last: Dec. 1-7, 2013
 Dallas Road: 2, many times, last: March 5-7, 2011

CONSECUTIVE GAMES ALLOWING A SHORTHANDED GOAL

Dallas Overall: 3, March 22-26, 1996
 Dallas Home: 2, many times, last: Nov. 3-10, 1999
 Dallas Road: 2, many times, last: Feb. 9 – 12, 2017

CONSECUTIVE SUCCESSFUL PENALTY KILLS - NOTE: Only Dallas overall (no home/road, nothing before 1993-94)
Dallas overall: 42, Nov. 21 - Dec. 12, 1997

CONSECUTIVE UNSUCCESSFUL POWER PLAY OPPORTUNITIES - NOTE: Only Dallas overall (no home/road, nothing before 1993-94)
Dallas overall: 42, March 6-28, 1996

CONSECUTIVE GAMES WITH A PENALTY SHOT ATTEMPT
Dallas Overall: 2, April 3 - 4, 2015 (2 goals)
Dallas Home: Never in consecutive games
Dallas Road: Never in consecutive games

CONSECUTIVE GAMES ALLOWING A PENALTY SHOT ATTEMPT
Dallas Overall: 2, March 15 - 17, 2019 (2 saves)
Home: 2, March 15 - 17, 2019 (2 saves)
Road: Never in consecutive games

TEAM RECORDS - GAME

GOALS FOR

Dallas Overall: 10, Feb. 6, 2009 vs. NYR (W, 10-2)
Dallas Home: 10, Feb. 6, 2009 vs. NYR (W, 10-2)
Dallas Road: 9, Feb. 12, 1994 @ PIT (W, 9-3)

GOALS AGAINST

Dallas Overall: 10, Nov. 27, 1993 @ DET (L, 4-10)
Dallas Home: 8, March 16, 2013 vs. CHI (L, 1-8)
Dallas Road: 10, Nov. 27, 1993 @ DET (L, 4-10)

GOALS, BOTH TEAMS

Dallas Overall: 14 (2X), last: April 12, 1994 vs. STL (W, 9-5)
Dallas Home: 14, April 12, 1994 vs. STL (W, 9-5)
Dallas Road: 14, Nov. 27, 1993 @ DET (L, 4-10)

CONSECUTIVE GOALS FOR

Dallas Overall: 8 (2X), last: March 21, 2001 [8-0 DAL]
Dallas Home: 8 (2X), last: March 21, 2001 [8-0 DAL]
Dallas Road: 7 (2X), last: Dec. 23, 2008 [8-2 DAL]

CONSECUTIVE GOALS AGAINST

Dallas Overall: 8, Jan. 30, 2001 @ Los Angeles [8-0 LA]
Dallas Home: 7, March 16, 2013 vs. Chicago [8-1 CHI]
Dallas Road: 8, Jan. 30, 2001 @ Los Angeles [8-0 LA]

MARGIN OF VICTORY

Dallas Overall: 8 (4X), last: Feb. 6, 2009 vs. NYR (W, 10-2)
Dallas Home: 8 (4X), last: Feb. 6, 2009 vs. NYR (W, 10-2)
Dallas Road: 6 (3X), last: Dec. 23, 2008 @ PIT (W, 9-3)

MARGIN OF DEFEAT

Dallas Overall: 8, Jan. 30, 2001 @ LAK (L, 0-8)
Dallas Home: 7, March 16, 2013 vs. CHI (L, 1-8)
Dallas Road: 8, Jan. 30, 2001 @ LAK (L, 0-8)

MOST ASSISTS FOR

Dallas Overall: 17, Feb. 1, 1995 vs. Anaheim [9-2 DAL]
Dallas Home: 17, Feb. 1, 1995 vs. Anaheim [9-2 DAL]
Dallas Road: 16, Dec. 23, 2008 @ Toronto [8-2, DAL]

MOST ASSISTS AGAINST

Dallas Overall: 16, twice, last: March 16, 2013 vs. Chicago [8-1 CHI]
Dallas Home: 16, March 16, 2013 vs. Chicago [8-1 CHI]

Dallas Road: 16, Nov. 27, 1993 @ Detroit [10-4 DET]

MOST ASSISTS, BOTH TEAMS

Dallas Overall: 24 (2X), last: Jan. 17, 2017 at NYR (W, 7-6) [12A for DAL, 12A for NYR]
Dallas Home: 24, April 12, 1994 vs. St. Louis [9-5, DAL] [16 Ast for DAL, 8 for STL]
Dallas Road: 24, Jan. 17, 2017 at NYR (W, 7-6) [12A for DAL, 12A for NYR]

MOST POWER PLAY GOALS

Dallas Overall: 4 (10X), last: Jan. 31, 2015 @ WPG (W, 5-2)
Dallas Home: 4 (7X), last: Jan. 15, 2011 vs. ATL (W, 6-1)
Dallas Road: 4 (3X), last: Jan. 31, 2015 @ WPG (W, 5-2)

MOST POWER PLAY GOALS AGAINST

Dallas Overall: 5, Jan. 14, 1996 @ NJD (L, 2-7)
Dallas Home: 4 (2X), last: Feb. 11, 1996 vs. HFD (L, 3-5)
Dallas Road: 5, Jan. 14, 1996 @ NJD (L, 2-7)

MOST POWER PLAY GOALS, COMBINED

Dallas Overall: 7, Nov. 24, 2006 vs. LAK (W, 5-3)
Dallas Home: 7, Nov. 24, 2006 vs. LAK (W, 5-3)
Dallas Road: 6, Nov. 10, 2005 @ NSH (L, 3-5)

SHORTHANDED GOALS FOR

Dallas Overall: 2, many times, last: Feb. 10, 2015 @ BOS (W, 5-3)
Dallas Home: 2, many times, last: Feb. 27, 2014 vs. CAR (W, 4-1)
Dallas Road: 2, many times, last: Feb. 10, 2015 @ BOS (W, 5-3)

SHORTHANDED GOALS AGAINST

Dallas Overall: 2, many times, last: April 3, 2016 @ ANA (L, 1-3)
Dallas Home: 2, many times, last: Feb. 6, 2016 vs. CHI (L, 1-5)
Dallas Road: 2, many times, last: 2, many times, last: April 3, 2016 @ ANA (L, 1-3)

POWER PLAY OPPORTUNITIES FOR

Dallas Overall: 12, many times, last: Nov. 26, 2005 @ Nashville
Dallas Home: 12 (3X), last: Nov. 25, 2005 vs. Phoenix
Dallas Road: 12 (2X), last: Nov. 26, 2005 @ Nashville

TIMES SHORTHANDED (Dallas only)

Dallas Overall: 13, Oct. 19, 2002 @ St. Louis
Dallas Home: 11, many times, last: March 26, 2006 vs. Calgary
Dallas Road: 13, Oct. 19, 2002 @ St. Louis

MOST PENALTY MINUTES

Dallas Overall: 110, Dec. 31, 1993 @ CHI (W, 5-2)
Dallas Home: 76, April 16, 1995 vs. CHI (W, 2-0)
Dallas Road: 110, Dec. 31, 1993 @ CHI (W, 5-2)

OPPONENT PENALTY MINUTES (Dallas only)

Dallas Overall: 117, March 13, 1998 vs. Anaheim
Dallas Home: 117, March 13, 1998 vs. Anaheim
Dallas Road: 77, Nov. 1, 2008 @ Boston

MOST PENALTY MINUTES, COMBINED

Dallas Overall: 185, March 13, 1998 vs. ANA (W, 6-3)
Dallas Home: 184, Dec. 31, 1993 @ CHI (W, 5-2)
Dallas Road: 185, March 13, 1998 vs. ANA (W, 6-3)

OPPONENT PENALTIES (Dallas only)

Dallas Overall: 23, twice, last: March 13, 1998 vs. Anaheim
Dallas Home: 13, twice, last: March 13, 1998 vs. Anaheim
Dallas Road: 18, Nov. 1, 2008 @ Boston

MOST PENALTY SHOTS FOR

Dallas Overall: 1, many times, last: Nov. 3, 2018 @ WSH (T. Seguin, No Goal)

Dallas Home: 1, many times, last: April 3, 2015 vs. STL (T. Moen, Goal)

Dallas Road: 1, many times, last: Nov. 3, 2018 @ WSH (T. Seguin, No Goal)

MOST PENALTY SHOTS AGAINST

Dallas Overall: 1, many times, last: March 17 vs. VAN (E. Pettersson, No Goal)

Dallas Home: 1, many times, last: March 17 vs. VAN (E. Pettersson, No Goal)

Dallas Road: 1, many times, last: Oct. 30, 2018 @ MTL (A. Lehkonen, No Goal)

MOST PENALTY SHOTS, COMBINED

Dallas Overall: 1, many times, last: March 17 vs. VAN (E. Pettersson, No Goal)

Dallas Home: 1, many times, last: March 17 vs. VAN (E. Pettersson, No Goal)

Dallas Road: 1, many times, last: Oct. 30, 2018 @ MTL (A. Lehkonen, No Goal)

MOST SHOTS FOR

Dallas Overall

Most: 55, Nov. 8, 1995 vs. LAK (T, 3-3)

Fewest: 12 (3X), last: Nov. 7, 2007 @ SJS (W, 3-1)

Dallas Home

Most: 55, Nov. 8, 1995 vs. LAK (T, 3-3)

Fewest: 13, Dec. 4, 2006 vs. SJS (W, 1-0)

Dallas Road

Most: 50 (2X), last: Dec. 5, 2013 @ TOR (OTL, 2-3)

Fewest: 12 (3X), last: Nov. 7, 2007 @ SJS (W, 3-1)

MOST SHOTS AGAINST

Dallas Overall

Most: 52 (2X), last: March 8 @ WSH (SOW, 4-3)

Fewest: 9, Nov. 4, 1998 @ SJS (L, 1-4)

Dallas Home

Most: 49, Nov. 24 vs. NYI (T, 2-2)

Fewest: 11 (3X), last: Oct. 19, 2003 vs. MIN (W, 3-1)

Dallas Road

Most: 52 (2X), last: March 8 @ WSH (SOW, 4-3)

Fewest: 9, Nov. 4, 1998 @ SJS (L, 1-4)

TOTAL SHOTS, BOTH TEAMS

Dallas Overall: 90, Oct. 26, 2001, Dallas (45) @ Detroit (45) [DAL 5, DET 3]

Dallas Home: 88, Nov. 24, 1993, Dallas (39) vs. Islanders (49), [DAL 2, NYI 2, (OT)]

Dallas Road: 90, Oct. 26, 2001, Dallas (45) @ Detroit (45) [DAL 5, DET 3]

LARGEST SHOTS-ON-GOAL ADVANTAGE

Dallas Overall: 32, April 8, 2010 vs. ANA (3-2 DAL (SO), 51 SOG for DAL, 19 for ANA)

Dallas Home: 32, April 8, 2010 vs. ANA (3-2 DAL (SO), 51 SOG for DAL, 19 for ANA)

Dallas Road: 27, Feb. 8, 1997 @ Phoenix (5-4 DAL (OT), 50 SOG for DAL, 23 for PHO)

LARGEST SHOTS-ON-GOAL DEFICIT

Dallas Overall: 32, Dec. 3, 2013 @ Chicago (3-2 CHI, 18 SOG for DAL, 50 for CHI)

Dallas Home: 29, April 15, 1998 vs. Detroit (3-1 DAL, 16 SOG for DAL, 45 for DET)

Dallas Road: 32, Dec. 3, 2013 @ Chicago (3-2 CHI, 18 SOG for DAL, 50 for CHI)

SAVES FOR

Dallas Overall: 49 (2X), last: Dec. 27, 2018 @ NSH (W, 2-0)

Dallas Home: 47, Nov. 24, 1993, vs. NYI (T, 2-2)

Dallas Road: 49 (2X), last: Dec. 27, 2018 @ NSH (W, 2-0)

OPPONENT SAVES

Dallas Overall: 52, Nov. 8, 1995, DAL 3 vs. LA 3 (OT)

Dallas Home: 52, Nov. 8, 1995, DAL 3 vs. LA 3 (OT)

Dallas Road: 48, Dec. 5, 2013, DAL 2 @ TOR 3 (OT)

TOTAL SAVES, BOTH TEAMS

Dallas Overall: 84, twice, last: Oct. 28, 2001 @ NYI (3-2 NYI, OT, 44 saves for DAL, 40 for NYI)

Dallas Home: 84, Nov. 24, 1993 @ NYI (2-2, OT, 47 saves for DAL, 37 for NYI)

Dallas Road: 84, Oct. 28, 2001 @ NYI (3-2 NYI, OT, 44 saves for DAL, 40 for NYI)



MOST HITS (Hits, Blocks and Faceoffs are since 1999-2000)

Dallas Overall: 62, Nov. 21, 2009 vs. NJ [5-3 DAL]
 Dallas Home: 62, Nov. 21, 2009 vs. NJ [5-3 DAL]
 Dallas Road: 46, April 15, 2013 @ Chicago [5-2 CHI]

MOST HITS AGAINST

Dallas Overall: 67, Nov. 17, 1999 @ Washington [2-2, OT]
 Dallas Home: 58, Dec. 13, 2000 vs. Edmonton [5-2 DAL]
 Dallas Road: 67, Nov. 17, 1999 @ Washington [2-2, OT]

MOST BLOCKS

Dallas Overall: 31, Jan. 31, 2015 @ Winnipeg [5-2 W]
 Dallas Home: 30, April 13, 2013 vs. San Jose [2-1 DAL]
 Dallas Road: 31, Jan. 31, 2015 @ Winnipeg [5-2 W]

MOST BLOCKS AGAINST

Dallas Overall: 34, Oct. 29, 2015 vs. Vancouver [W, 4-3]
 Dallas Home: 34, Oct. 29, 2015 vs. Vancouver [W, 4-3]
 Dallas Road: 30, March 9, 2013 @ Phoenix [L, 1-2]

MOST TAKEAWAYS

Dallas Overall: 29, Oct. 13, 2001 vs. Calgary [4-3 CGY, (SO)]
 Dallas Home: 29, Oct. 13, 2001 vs. Calgary [4-3 CGY, (SO)]
 Dallas Road: 26, March 15, 2000 @ New Jersey [3-2 DAL]

MOST OPPONENT TAKEAWAYS

Dallas Overall: 29, Oct. 29, 2001 @ NY Rangers [4-2 NYR]
 Dallas Home: 21, Feb. 5, 2008 vs. Vancouver [3-2 DAL, (SO)]
 Dallas Road: 29, Oct. 29, 2001 @ NY Rangers [4-2 NYR]

MOST FACEOFFS WON

Dallas Overall: 49 (5X), last: Feb. 20, 2016 vs. Boston [L, 3-7]
 Dallas Home: 49 (4X), last: Feb. 20, 2016 vs. Boston [L, 3-7]
 Dallas Road: 49, Nov. 28, 1999 @ Atlanta [W, 4-2]

MOST FACEOFFS LOST

Dallas Overall: 52, March 27, 2003 @ Calgary [2-1 CGY (OT)]
 Dallas Home: 49, Nov. 18, 2010 vs. San Jose [5-4 DAL (OT)]
 Dallas Road: 52, March 27, 2003 @ Calgary [2-1 CGY (OT)]

FEWEST FACEOFFS WON

Dallas Overall: 12 (3X), last: Feb. 2, 2012 @ San Jose [L, 2-5]
 Dallas Home: 12, March 2, 2007 vs. Columbus [SOL, 2-3]
 Dallas Road: 12, twice, last: Feb. 2, 2012 @ San Jose [L, 2-5]

FEWEST FACEOFFS LOST

Dallas Overall: 12, Nov. 1 @ Toronto [W, 2-1]
 Dallas Home: 15 (3X), last: Oct. 19, 2018 vs. Minnesota [L, 1-3]
 Dallas Road: 12, Nov. 1 @ Toronto [W, 2-1]

HIGHEST FACEOFF WIN PCT

Dallas Overall: 72.2% (39W-15L), Jan. 23, 2006 vs. Phoenix [4-1 DAL]
 Dallas Home: 72.2% (39W-15L), Jan. 23, 2006 vs. Phoenix [4-1 DAL]
 Dallas Road: 71.0% (49-20), Nov. 28, 1999 @ Atlanta [4-2 DAL]

LOWEST FACEOFF WIN PCT

Dallas Overall: 23.1% (12W-40L), Feb. 2, 2012 @ San Jose [5-2 SJS]
 Dallas Home: 33.3% (12-24), March 2, 2007 vs. Columbus [3-2 CBJ (SO)]
 Dallas Road: 23.1% (12W-40L), Feb. 2, 2012 @ San Jose [5-2 SJS]

FASTEST GOAL INTO SECOND PERIOD

Dallas Overall: 13 seconds, twice, last: March 14, 2014 vs.

Calgary. [Antoine Roussel] [4-3 CGY]

Dallas Home: 13 seconds, twice, last: March 14, 2014 vs. Calgary [Antoine Roussel] [4-3 CGY]

Dallas Road: 16 seconds, twice, last: March 29, 2008 @ Los Angeles [Stu Barnes] [7-2 DAL]

FASTEST GOAL INTO THIRD PERIOD

Dallas Overall: 15 seconds, Feb. 23, 2001 vs. Boston [Darryl Sydor] [5-4 DAL]

Dallas Home: 15 seconds, Feb. 23, 2001 vs. Boston [Darryl Sydor] [5-4 DAL]

Dallas Road: 16 seconds, March 8, 1995 @ Toronto [Peter Zezel] [3-2 TOR]

FASTEST GOAL INTO OVERTIME

Dallas Overall: 13 seconds, March 20, 1994 vs. Vancouver [Paul Broten, W, 2-1]

Dallas Home: 13 seconds, March 20, 1994 vs. Vancouver [Paul Broten, W, 2-1]

Dallas Road: 24 seconds, Nov. 28, 2018 @ Calgary [Tyler Seguin, W, 4-3]

FASTEST OPPONENT GOAL INTO SECOND PERIOD

Dallas Overall: 5 seconds, April 27, 1995 @ Chicago [Joe Murphy] [5-1 CHI]

Dallas Home: 12 seconds (3X), last: April 1, 1995 vs. Detroit [Dino Ciccarelli]. [3-2 DET]

Dallas Road: 5 seconds, April 27, 1995 @ Chicago [Joe Murphy] [5-1 CHI]

FASTEST OPPONENT GOAL INTO THIRD PERIOD

Dallas Overall: 9 seconds, April 10, 2010 @ Minnesota [Casey Wellman] [4-3 DAL]

Dallas Home: 20 seconds, March 12, 1995 vs. Calgary [Ronnie Stern] [4-4]

Dallas Road: 9 seconds, April 10, 2010 @ Minnesota [Casey Wellman] [4-3 DAL]

FASTEST OPPONENT GOAL INTO OVERTIME

Dallas Overall: 14, Dec. 31, 2018 vs. Montreal [Jeff Petry, L, 2-3]

Dallas Home: 14, Dec. 31, 2018 vs. Montreal [Jeff Petry, L, 2-3]

Dallas Road: 15 seconds, Oct. 28, 2000 @ St. Louis [Al MacInnis, L, 3-4]

LATEST GOAL SCORED OF A REGULATION GAME

Dallas Overall: 19:59 of 3rd period (28X), last: Feb. 9, 2012 @ Columbus [Jamie Benn] [4-2 DAL]

Dallas Home: 19:59 of 3rd period (17X), last: Feb. 6, 2006 vs. Nashville [Bill Guerin] [4-2 DAL]

Dallas Road: 19:59 of 3rd period (11X), last: Feb. 9, 2012 @ Columbus [Jamie Benn] [4-2 DAL]

LATEST GOAL SCORED IN AN OVERTIME PERIOD

Dallas Overall: 4:59 (2X), last: Feb. 11, 2003 vs. Carolina [Sergei Zubov] [2-1 DAL]

Dallas Home: 4:59, Feb. 11, 2003 vs. Carolina [Sergei Zubov] [2-1 DAL]

Dallas Road: 4:59, Feb. 28, 2002 @ Vancouver [Mike Modano] [4-3 DAL]

LATEST GOAL AGAINST OF A REGULATION GAME

Dallas Overall: 19:59 of 3rd (28X), last: Dec. 8, 2010 @ Chicago [Patrick Sharp] [5-3 CHI]

Dallas Home: 19:59 of 3rd (10X), last: March 24, 2006 vs. Chicago [Mark Bell] [3-2 DAL, (SO)]

Dallas Road: 19:59 of 3rd (18X) last: Dec. 8, 2010 @ Chicago (Patrick Sharp) [5-3 CHI]

LATEST GOAL AGAINST IN OVERTIME

Dallas Overall: 4:56, March 4, 2011 @ Anaheim (Lubomir Visnovsky) [4-3 ANA]

Dallas Home: 4:55, Nov. 22, 1996 vs. Florida (Jody Hull) [2-1]

Dallas Road: 4:56, March 4, 2011 @ Anaheim (Lubomir Visnovsky) [4-3 ANA]

TEAM RECORDS - PERIOD

MOST GOALS

Dallas Overall: 6, Feb. 6, 2009 vs. NYR (W, 10-2) 3rd pd

Dallas Home: 6, Feb. 6, 2009 vs. NYR (W, 10-2) 3rd pd

Dallas Road: 5 (4X), last: Dec. 23, 2000 at PIT (W, 8-2) 3rd pd

MOST GOALS AGAINST

Dallas Overall: 6, Feb. 22, 2015 @ MIN (L, 2-6), 3rd pd

Dallas Home: 5 (2X), last: Dec. 13, 1995 vs. CGY (L, 4-8), 2nd pd

Dallas Road: 6, Feb. 22, 2015 @ MIN (L, 2-6), 3rd pd

MOST GOALS, COMBINED

Dallas Overall: 8, Dec. 13, 1995 vs. CGY (L, 4-8), 2nd pd

Dallas Home: 8, Dec. 13, 1995 vs. CGY (L, 4-8), 2nd pd

Dallas Road: 7 (2X), last: Feb. 22, 2015 @ MIN (L, 2-6), 3rd pd

MOST POWER PLAY GOALS

Dallas Overall: 3 (9X), last: Nov. 4, 2011 vs. COL (W, 7-6), 2nd pd

Dallas Home: 3 (6X), last: Nov. 4, 2011 vs. COL (W, 7-6), 2nd pd

Dallas Road: 3 (3X), last: March 27, 2010 @ LAK (W, 4-1), 2nd pd

MOST POWER PLAY GOALS AGAINST

Dallas Overall: 4, Jan. 14, 1996 @ NJD (L, 2-7), 3rd pd

Dallas Home: 3 (4X), last: Jan. 10, 2004 vs. COL (T, 4-4), 2nd pd

Dallas Road: 4, Jan. 14, 1996 @ NJD (L, 2-7), 3rd pd

MOST POWER PLAY GOALS, COMBINED

Dallas Overall: 4 (7X), last: Nov. 8, 2017 @ WPG (L, 2-8), 2nd pd

Dallas Home: 4 (4X), last: Dec. 19, 2011 vs. ANA (W, 5-3), 2nd pd

Dallas Road: 4 (3X), last: Nov. 8, 2017 @ WPG (L, 2-8), 2nd pd

MOST SHORTHANDED GOALS

Dallas Overall: 2 (8X), last: Jan. 29, 2015 @ OTT (W, 6-3), 3rd pd

Dallas Home: 2 (3X), last: March 16, 2010 vs. SJS (W, 8-2), 3rd pd

Dallas Road: 2 (5X), last: Jan. 29, 2015 @ OTT (W, 6-3), 3rd p

SHORTHANDED GOALS AGAINST

Dallas Overall: 2 (16X), last: March 15, 2011 vs. SJS [3rd pd, Joe

Thornton, Dany Heatley] [6-3 SJS]

Dallas Home: 2 (9X), last: March 15, 2011 vs. SJS [3rd pd, Joe Thornton, Dany Heatley] [6-3 SJS]

Dallas Road: 2 (7X), last: Nov. 27, 2006 @ DET. [3rd pd, Kris Draper, Mathieu Schneider] [2-1 DET]

MOST SHORTHANDED GOALS, COMBINED

Dallas Overall: 4, Dec. 3, 1995 @ COL (W, 7-6) 2nd pd

Dallas Home: 2, many times, last: Oct. 31, 2015 vs. SJS (W, 5-3) 2nd pd.

Dallas Road: 4, Dec. 3, 1995 @ COL (W, 7-6) 2nd pd

SHOTS-ON-GOAL FOR

Dallas Overall: 25, twice, last: March 16, 1997 vs. Pittsburgh, 2nd pd [6-2 DAL]

Dallas Home: 25, twice, last: March 16, 1997 vs. Pittsburgh, 2nd pd [6-2 DAL]

Dallas Road: 23, Nov. 1, 2002 @ Columbus, 1st pd [4-2 CBJ]

SHOTS-ON-GOAL AGAINST

Dallas Overall: 25, Jan. 17, 2017 @ NYR (W, 7-6) 3rd pd

Dallas Home: 23, Dec. 15, 1995 vs. Pittsburgh, 2nd pd [5-1 PIT]

Dallas Road: 25, Jan. 17, 2017 @ NYR (W, 7-6) 3rd pd

SHOTS-ON-GOAL, BOTH TEAMS

Dallas Overall: 37 (3x), last: Nov. 23, 2018 vs. Ottawa, 2nd pd [24 SOG for DAL, 13 for OTT] [6-4 DAL]

Dallas Home: 37 (2x), last: Nov. 23, 2018 vs. Ottawa, 2nd pd [24 SOG for DAL, 13 for OTT] [6-4 DAL]

Dallas Road: 37, Oct. 26, 2001 @ Detroit, 2nd pd [22 SOG for DAL, 15 for DET] [5-3 DAL]

LARGEST SHOT ADVANTAGE

Dallas Overall: +26, Oct. 13, 2018 vs. Anaheim, 2nd pd [30 SOG for DAL, 4 for ANA] [5-3 DAL]

Dallas Home: +26, Oct. 13, 2018 vs. Anaheim, 2nd pd [30 SOG for DAL, 4 for ANA] [5-3 DAL]

Dallas Road: +19, Nov. 11, 1996 @ Anaheim, 1st pd [21 SOG for DAL, 2 for ANA] [3-2 DAL]

LARGEST SHOT DEFICIT

Dallas Overall: -21, Jan. 17, 2017 @ NYR (W, 7-6), 3rd pd [4 SOG for DAL, 25 for NYR]

Dallas Home: -17, April 14, 1999 vs. Phoenix, 3rd pd [4 SOG for DAL, 21 for PHO] [4-2 DAL]

Dallas Road: -21, Jan. 17, 2017 @ NYR (W, 7-6), 3rd pd [4 SOG for DAL, 25 for NYR]

MOST SAVES

Dallas Overall: 22 (3X), last: Jan. 17, 2017 @ NYR (W, 7-6), 3rd pd

Dallas Home: 22, Oct. 7, 2011 vs. CHI (W, 2-1) 2nd pd

Dallas Road: 22 (2X), last: Jan. 17, 2017 @ NYR (W, 7-6), 3rd pd

MOST SAVES AGAINST

Dallas Overall: 26, Oct. 13, 2018 vs. ANA (W, 5-4) 2nd pd

Dallas Home: 26, Oct. 13, 2018 vs. ANA (W, 5-4) 2nd pd

Dallas Road: 23, Nov. 1, 2002 @ CBJ (L, 2-4), 1st pd

TOTAL SAVES, COMBINED

Dallas Overall: 34 (4X), last: Nov. 23, 2018 vs. Ottawa, 2nd pd [12 saves for DAL, 22 for OTT] [6-3 DAL]

Dallas Home: 34 (3x), last: Nov. 23, 2018 vs. Ottawa, 2nd pd [12 saves for DAL, 22 for OTT] [6-3 DAL]

Dallas Road: 34, Oct. 26, 2001 @ Detroit, 2nd pd [13 saves for DAL, 21 for DET] [5-3 DAL]

PENALTY SHOTS FOR/AGAINST/TOTAL

- Never more than one (for or against or combined) in any game.

MOST ASSISTS

Dallas Overall: 11, Feb. 6, 2009 vs. NYR (W, 10-2), 3rd pd

Dallas Home: 11, Feb. 6, 2009 vs. NYR (W, 10-2), 3rd pd

Dallas Road: 10, 12/6/1998 at Edmonton (6-2 win, 2nd pd)

MOST ASSISTS AGAINST

Dallas Overall: 9, Feb. 22, 2015 @ MIN (L, 2-6), 3rd pd

Dallas Home: 8 (2X), last: Dec. 10, 2013 vs. CHI (L, 2-6), 2nd pd

Dallas Road: 9, Feb. 22, 2015 @ MIN (L, 2-6), 3rd pd

MOST ASSISTS, BOTH TEAMS COMBINED

Dallas Overall: 13, twice, last: Dec. 3, 2011 vs. NY Islanders, 2nd pd. [8 ast for DAL, 5 for NYI] [5-4 NYI]

Dallas Home: 13, twice, last: Dec. 3, 2011 vs. NY Islanders, 2nd pd [8 ast for DAL, 5 for NYI] [5-4 NYI]

Dallas Road: 12, many times, last: Feb. 25, 2013 @ Nashville, 2nd pd (8 ast for DAL, 4 for NSH) [5-4 NSH]

MOST POINTS

Dallas Overall: 17, Feb. 6, 2009 vs. NYR (W, 10-2), 3rd pd

Dallas Home: 17, Feb. 6, 2009 vs. NYR (W, 10-2), 3rd pd

Dallas Road: 15, Dec. 6, 1998 @ EDM (W, 6-2), 2nd pd

MOST POINTS AGAINST

Dallas Overall: 15, Feb. 22, 2015 @ DET (L, 2-6), 3rd pd [6G-9A]

Dallas Home: 12 (4X), last: Nov. 8, 2014 vs. SJS (L, 2-5), 3rd pd [4G-8A]

Dallas Road: 15, Feb. 22, 2015 @ DET (L, 2-6), 3rd pd [6G-9A]

MOST POINTS, COMBINED

Dallas Overall: 21, Dec. 13, 1995 vs. CGY (L, 4-8), 2nd pd

Dallas Home: 21, Dec. 13, 1995 vs. CGY (L, 4-8), 2nd pd

Dallas Road: 18 (4x), last: Feb. 25, 2013 @ NSH (L, 4-5), 2nd pd

MOST CONSECUTIVE GOALS FOR

Dallas Overall: 6, Feb. 6, 2009 vs. NY Rangers, 3rd pd [10-2 DAL]

Dallas Home: 6, Feb. 6, 2009 vs. NY Rangers, 3rd pd [10-2 DAL]

Dallas Road: 5, Dec. 6, 1998 @ Edmonton, 2nd pd [6-2 DAL]

MOST CONSECUTIVE GOALS AGAINST

Dallas Overall: 6, Feb. 22, 2015 @ MIN (L, 2-6), 3rd pd

Dallas Home: 4, many times, last: April 6, 2017 vs. NSH, (L, 3-7), 1st pd

Dallas Road: 6, Feb. 22, 2015 @ MIN (L, 2-6), 3rd pd

FASTEST GOALS

AFTER OPENING FACEOFF

Overall

For: 7 sec., Nov. 13, 1998 @ DET (J. Nieuwendyk)

Against: 9 sec., Oct. 17, 2013 vs. SJS (T. Kennedy)

Home

For: 12 sec., Oct. 20, 1977 vs. CLE (R. Eriksson)

Against: 9 sec., Oct. 17, 2013 vs. SJS (T. Kennedy)

Road

For: 7 sec., Nov. 13, 1998 @ DET (J. Nieuwendyk)

Against: 11 sec. (2X), last: Oct. 14, 1979 @ BUF (R. Martin)

INTO SECOND PERIOD

Overall

For: 8 seconds, Feb. 4, 2017 vs. CHI (L, 3-5) (R. Faksa)

Against: 5 sec., April 27, 1995 @ CHI (J. Murphy)

Home

For: 8 seconds, Feb. 4, 2017 vs. CHI (L, 3-5) (R. Faksa)

Against: 12 sec. (3X), last: April 1, 1995 vs. DET (D. Ciccarelli)

Road

For: 16 sec. (2X), last: March 29, 2008 @ LAK (S. Barnes)

Against: 9 sec., April 27, 1995 @ CHI (J. Murphy)

INTO THIRD PERIOD

Overall

For: 11 sec., Dec. 22, 2015 vs. CHI (P. Sharp)

Against: 9 sec., April 10, 2010 @ MIN (C. Wellman)

Home

For: 11 sec., Dec. 22, 2015 vs. CHI (P. Sharp)

Against: 10 sec., Feb. 6, 1986 vs. TOR (R. Vaive)

Road

For: 16 sec., March 8, 1995 @ TOR (P. Zezel)

Against: 9 sec., April 10, 2010 @ MIN (C. Wellman)

INTO OT

Overall

For: 13 sec., March 20, 1994 vs. VAN (P. Broten)

Against: 15 sec., Oct. 28, 2000 @ STL (A. MacInnis)

Home

For: 13 sec., March 20, 1994 vs. VAN (P. Broten)

Against: 19 seconds (2X), last: Jan. 21, 2017 vs. WSH (OTL, 3-4) (J. Beagle)

Road

For: 20 seconds, March 26, 2017 @ NJD (W, 2-1) (T. Seguin)

Against: 15 sec., Oct. 28, 2000 @ STL (A. MacInnis)

LATEST GOALS

SCORED IN REGULATION

Overall

For: 19:59 of 3rd, many times, last: Feb. 9, 2012 @ CBJ (Ja. Benn)

Against: 19:59 of 3rd, many times, last: Dec. 8, 2010 @ CHI (P. Sharp)

Home

For: 19:59 of 3rd, many times, last: Feb. 6, 2006 vs. NSH (B. Guerin)

Against: 19:59 of 3rd, many times, last: Mar. 24, 2006 vs. CHI (M. Bell)

Road

For: 19:59 of 3rd, many times, last: Feb. 9, 2012 @ CBJ (Ja. Benn)

Against: 19:59 of 3rd, many times, last: Dec. 8, 2010 @ CHI (P. Sharp)

SCORED IN OT

Overall

For: 4:59 (2X), last: Feb. 11, 2003 vs. CAR (S. Zubov)

Against: 4:56, March 4, 2011 @ ANA (L. Visnovsky)

Home

For: 4:59, Feb. 11, 2003 vs. CAR (S. Zubov)

Against: 4:55, Nov. 22, 1996 vs. FLA (J. Hull)

Road

For: 4:59, Feb. 28, 2002 @ VAN (M. Modano)

Against: 4:56, March 4, 2011 @ ANA (L. Visnovsky)

PLAYER RECORDS - CAREER

MOST CONSECUTIVE GAMES PLAYED

Dallas Overall: 263, Loui Eriksson (12/10/07 to 1/20/11)

Dallas Home: 145, Loui Eriksson (12/10/07 to 3/15/11)

Dallas Road: 135, Loui Eriksson (11/25/07 to 1/20/11)

MOST GOALS

Dallas Overall: 434, Mike Modano

Dallas Home: 232, Mike Modano

Dallas Road: 202, Mike Modano

MOST ASSISTS

Dallas Overall: 616, Mike Modano

Dallas Home: 332, Mike Modano

Dallas Road: 284, Mike Modano

MOST POINTS

Dallas Overall: 1050, Mike Modano

Dallas Home: 564, Mike Modano

Dallas Road: 486, Mike Modano

MOST GAME-WINNING GOALS

Dallas Overall: 73, Mike Modano

Dallas Home: 43, Mike Modano

Dallas Road: 30, Mike Modano

MOST POWER PLAY GOALS

Dallas Overall: 121, Mike Modano
Dallas Home: 73, Mike Modano
Dallas Road: 48, Mike Modano

MOST SHORTHANDED GOALS

Dallas Overall: 29, Mike Modano
Dallas Home: 11, Mike Modano
Dallas Road: 18, Mike Modano

MOST SHORTHANDED POINTS

Dallas Overall: 47, Mike Modano (29 goals, 18 assists)
Dallas Home: 22, Mike Modano (11 goals, 11 assists)
Dallas Road: 25, Mike Modano (18 goals, 7 assists)

MOST SHOTS

Dallas Overall: 3227, Mike Modano
Dallas Home: 1612, Mike Modano
Dallas Road: 1615, Mike Modano

MOST PENALTY MINUTES

Franchise Overall: 1203, Brenden Morrow
Franchise Home: 662, Brenden Morrow
Franchise Road: 613, Steve Ott

MOST GOALS BY A D-MAN

Dallas Overall: 111, Sergei Zubov
Dallas Home: 64, Sergei Zubov
Dallas Road: 47, Sergei Zubov

MOST ASSISTS BY A D-MAN

Dallas Overall: 438, Sergei Zubov
Dallas Home: 250, Sergei Zubov
Dallas Road: 188, Sergei Zubov

MOST POINTS BY A D-MAN

Dallas Overall: 549, Sergei Zubov (111 goals, 438 assists)
Dallas Home: 314, Sergei Zubov (64 goals, 250 assists)
Dallas Road: 235 Sergei Zubov (47 goals, 188 assists)

MOST GAME-WINNING GOALS BY A D-MAN

Dallas Overall: 20, Sergei Zubov
Dallas Home: 10, Sergei Zubov and Derian Hatcher
Dallas Road: 10, Sergei Zubov

MOST POWER PLAY GOALS BY A D-MAN

Dallas Overall: 60, Sergei Zubov
Dallas Home: 38, Sergei Zubov
Dallas Road: 22, Sergei Zubov

MOST POWER PLAY POINTS BY A D-MAN

Dallas Overall: 296, Sergei Zubov (60 goals, 236 assists)
Dallas Home: 184, Sergei Zubov (38 goals, 146 assists)
Dallas Road: 112, Sergei Zubov (22 goals, 90 assists)

MOST SHORTHANDED GOALS BY A D-MAN

Dallas Overall: 3, Sergei Zubov
Dallas Home: 2, Derian Hatcher and Brenden Dillon
Dallas Road: 2, Sergei Zubov, Richard Matvichuk, Trevor Daley

MOST SHORTHANDED POINTS BY A D-MAN

Dallas Overall: 12, Sergei Zubov (3 goals, 9 assists)
Dallas Home: 9, Derian Hatcher (2 goals, 7 assists)
Dallas Road: 7, Sergei Zubov (2 goals, 5 assists)

MOST SHOTS, GOAL BY A D-MAN

Dallas Overall: 1694, Sergei Zubov
Dallas Home: 851, Sergei Zubov
Dallas Road: 843, Sergei Zubov

MOST PENALTY MINUTES BY A D-MAN

Dallas Overall: 1114, Derian Hatcher
Dallas Overall: 644, Derian Hatcher
Dallas Overall: 470, Derian Hatcher

GOALTENDER

MOST LOSSES

Dallas Overall: 154, Marty Turco
Dallas Home: 64, Marty Turco
Dallas Road: 90, Marty Turco

MOST TIES

Dallas Overall: 44, Ed Belfour
Dallas Home: 23, Ed Belfour
Dallas Road: 21, Ed Belfour

MOST GOALS ALLOWED

Dallas Overall: 1118, Marty Turco
Dallas Home: 556, Kari Lehtonen
Dallas Road: 575, Marty Turco

GOALS SCORED

- None

MOST POINTS

Dallas Overall: 22, Marty Turco (0 goals, 22 assists)
Dallas Home: 17, Kari Lehtonen (0 goals, 17 assists)
Dallas Road: 13, Marty Turco (0 goals, 13 assists)

MOST PENALTY MINUTES

Dallas Overall: 160, Marty Turco
Dallas Home: 54, Marty Turco
Dallas Road: 104, Marty Turco

PLAYER RECORDS - GAME

MOST GOALS

Dallas Overall: 4 (6X), last: Tyler Seguin, Nov. 14, 2013 @ Calgary
Dallas Home: 4 (5X), last: Jussi Jokinen, Nov. 16, 2007 vs. Colorado
Dallas Road: 4, Tyler Seguin, Nov. 14, 2013 @ Calgary

MOST ASSISTS

Dallas Overall: 5 (2X), last: Jamie Benn, Nov. 14, 2013 @ Calgary
Dallas Home: 5, Brad Richards, Feb. 28, 2008 vs. Chicago
Dallas Road: 5, Jamie Benn, Nov. 14, 2013 @ Calgary

MOST POINTS

Dallas Overall: 6 (3X), last: Jamie Benn, Nov. 14, 2013 @ Calgary
Dallas Home: 6 (2X), last: Mike Modano, Feb. 1, 1995 vs. Anaheim
Dallas Road: 6, Jamie Benn, Nov. 14, 2013 @ Calgary

MOST POWER PLAY GOALS

Dallas Overall: 3, Philippe Boucher, Nov. 24, 2006 vs. Los Angeles
Dallas Home: 3, Philippe Boucher, Nov. 24, 2006 vs. Los Angeles
Dallas Road: 2, many times, last: Patrick Eaves, Feb. 11, 2016 @ CHI (W, 4-2)

MOST SHORTHANDED GOALS

Dallas Overall: 1, many times, last: Esa Lindell, Dec. 15, 2018 at COL (L, 4-6)
Dallas Home: 1, many times, last: Esa Lindell, Dec. 3, 2018 vs. EDM (W, 4-1)

Dallas Road: 1, many times, last: Esa Lindell, Dec. 15, 2018 at COL (L, 4-6)

MOST SHOTS, GOAL

Dallas Overall: 11 (4X), last: John Klingberg, March 24, 2016 @ Arizona (L, 1-3)

Dallas Home: 11 (2X), last: Tyler Seguin, April 11, 2014 vs. St. Louis
Dallas Road: 11 (2X), last: John Klingberg, March 24, 2016 @ Arizona (L, 1-3)

MOST PENALTY MINUTES

Dallas Overall: 33, Shane Churla, April 16, 1995 vs. Chicago
Dallas Home: 33, Shane Churla, April 16, 1995 vs. Chicago
Dallas Road: 30, Shane Churla, Dec. 31, 1993 @ Chicago

MOST GOALS BY A DEFENSEMAN

Dallas Overall: 3 (3X), last: Philippe Boucher, Nov. 24, 2006 vs. L.A.
Dallas Home: 3, Philippe Boucher, Nov. 24, 2006 vs. L.A.
Dallas Road: 3 (2X), last: Darryl Sydor, Jan. 3, 1998 @ Carolina

MOST ASSISTS BY A DEFENSEMAN

Dallas Overall: 4, many times, last: Alex Goligoski, March 28, 2014 vs. Nashville
Dallas Home: 4, many times, last: Alex Goligoski, March 28, 2014 vs. Nashville
Dallas Road: 4, Sergei Gonchar, Dec. 14, 2013 @ Winnipeg

MOST POINTS BY A DEFENSEMAN

Dallas Overall: 5, Paul Cavallini, April 12, 1994 vs. St. Louis
Dallas Home: 5, Paul Cavallini, April 12, 1994 vs. St. Louis
Dallas Road: 4 (3X), last: Sergei Gonchar, Dec. 14, 2013 @ Winnipeg

MOST POWER PLAY GOALS BY A DEFENSEMAN

Dallas Overall: 3, Philippe Boucher, Nov. 24, 2006 vs. L.A.
Dallas Home: 3, Philippe Boucher, Nov. 24, 2006 vs. L.A.
Dallas Road: 2 (3X), last: Stephane Robidas, Dec. 17, 2009 @ Atlanta

MOST SHORTHANDED GOALS BY A DEFENSEMAN

Dallas Overall: 1, many times, last: Esa Lindell, Dec. 15, 2018 at COL (L, 4-6)
Dallas Home: 1, many times, last: Esa Lindell, Dec. 3, 2018 vs. EDM (W, 4-1)
Dallas Road: 1, many times, last: Esa Lindell, Dec. 15, 2018 at COL (L, 4-6)

MOST SHOTS, GOAL BY A DEFENSEMAN

Dallas Overall: 11 (2X), last: John Klingberg, March 24, 2016 @ Arizona (L, 1-3)
Dallas Home: 11, Derian Hatcher, Nov. 27, 2002 vs. Minnesota
Dallas Road: 11, John Klingberg, March 24, 2016 @ Arizona (L, 1-3)

MOST PENALTY MINUTES BY A DEFENSEMAN

Dallas Overall: 25, Derian Hatcher, March 23, 2003 vs. St. Louis
Dallas Home: 25, Derian Hatcher, March 23, 2003 vs. St. Louis
Dallas Road: 19 (3X), last: Roman Polak, Dec. 22, 2018 @ Minnesota (W, 2-1)

MOST GOALS BY A ROOKIE

Dallas Overall: 3 (3X), last: James Neal, Dec. 23, 2008 @ Toronto
Dallas Home: 3 (2X), last: Fabian Brunnstrom, Oct. 15, 2008 vs. Nashville
Dallas Road: 3, James Neal, Dec. 23, 2008 @ Toronto

MOST ASSISTS BY A ROOKIE

Dallas Overall: 4, Jere Lehtinen, Feb. 16, 1996 vs. Edmonton
Dallas Home: 4, Jere Lehtinen, Feb. 16, 1996 vs. Edmonton
Dallas Road: 3 (3X), last: Esa Lindell, April 2, 2017 @ TBL (L, 3-6)

MOST POINTS BY A ROOKIE

Dallas Overall: 4 (3X), last: John Klingberg, Jan. 31, 2015 @ Winnipeg
Dallas Home: 4 (2X), last: Valeri Nichuskin, Dec. 7, 2013 vs. Philadelphia
Dallas Road: 4, John Klingberg, Jan. 31, 2015 @ Winnipeg

MOST POWER PLAY GOALS BY A ROOKIE

Dallas Overall: 2, James Neal, Feb. 6, 2009 vs. N.Y. Rangers
Dallas Home: 2, James Neal, Feb. 6, 2009 vs. N.Y. Rangers
Dallas Road: 1, many times, last: Miro Heiskanen, March 27, 2019 @ Calgary (W, 2-1)

MOST SHORTHANDED GOALS BY A ROOKIE

Dallas Overall: 2, Gemel Smith, Nov. 6, 2016 @ CHI (OTL, 3-4)
Dallas Home: 1, Niko Kapanen, Nov. 15, 2002 vs. COL
Dallas Road: 2, Gemel Smith, Nov. 6, 2016 @ CHI (OTL, 3-4)

MOST SHOTS, GOAL BY A ROOKIE

Dallas Overall: 9, Miro Heiskanen, Jan. 2, 2019 vs. New Jersey (W, 5-4)
Dallas Home: 9, Miro Heiskanen, Jan. 2, 2019 vs. New Jersey (W, 5-4)
Dallas Road: 8, Jamie Langenbrunner, Jan. 4, 1997 @ Boston

MOST PENALTY MINUTES BY A ROOKIE

Dallas Overall: 17 (4X), last: B.J. Crombeen, March 27, 2008 @ San Jose
Dallas Home: 17, Jason Botterill, March 13, 1998 vs. Anaheim
Dallas Road: 17 (3X), last: B.J. Crombeen, March 27, 2008 @ San Jose

MOST GOALS BY AN OPPONENT

Dallas Overall: 4 (2X), last: Matt Moulson, Dec. 3, 2011 vs. NY Islanders
Dallas Home: 4 (2X), last: Matt Moulson, Dec. 3, 2011 vs. NY Islanders
Dallas Road: 3 (23X), last: Ondrej Kase, Dec. 12, 2018 @ Anaheim (L, 3-6)

MOST ASSISTS BY AN OPPONENT

Dallas Overall: 4 (12X), last: Morgan Rielly, Oct. 9, 2018 vs. Toronto
Dallas Home: 4 (5X), last: Morgan Rielly, Oct. 9, 2018 vs. Toronto
Dallas Road: 4 (7X), last: Blake Wheeler, March 16, 2014 @ Winnipeg

MOST POINTS BY AN OPPONENT

Dallas Overall: 5 (3X), last: John Tavares, Jan. 6, 2014 @ NY Islanders
Dallas Home: 5 (2X), last: Keith Tkachuk, March 26, 1996 vs. Winnipeg
Dallas Road: 5, John Tavares, Jan. 6, 2014 @ NY Islanders

MOST POWER PLAY GOALS BY AN OPPONENT

Dallas Overall: 3, Brayden Schenn, Dec. 10, 2016 @ PHI (L, 2-4)
Dallas Home: 2, many times, last: Matt Duchene, Colorado, Nov. 4, 2011
Dallas Road: 3, Brayden Schenn, Dec. 10, 2016 @ PHI (L, 2-4)

** Denotes records do not go back before 1989-90 season

MOST SHORTHANDED GOALS BY AN OPPONENT

Dallas Overall: 2, Rene Bourque, Chicago, Feb. 28, 2008
 Dallas Home: 2, Rene Bourque, Chicago, Feb. 28, 2008
 Dallas Road: 1, many times, last: Joe Pavelski, March 12 @ SJS (L, 1-5)

MOST SHOTS, GOAL BY AN OPPONENT

Dallas Overall: 14, Patric Hornqvist, Nashville, Dec. 28, 2010
 Dallas Home: 11 (2X), last: Wendel Clark, N.Y. Islanders, Dec. 21, 1995
 Dallas Road: 14, Patric Hornqvist, Nashville, Dec. 28, 2010

MOST PENALTY MINUTES BY AN OPPONENT

Dallas Overall: 41, Jody Shelley, San Jose, April 6, 2008
 Dallas Home: 41, Jody Shelley, San Jose, April 6, 2008
 Dallas Road: 31, Chris Simon, Colorado, Nov. 9, 1995

GOALTENDER

MOST SAVES

Dallas Overall: 49 (2X), last: Anton Khudobin Dec. 27, 2018 @ NSH (W, 2-0)
 Dallas Home: 47, Darcy Wakaluk, Nov. 24, 1993 vs. NYI (T, 2-2)
 Dallas Road: 49 (2X), last: Anton Khudobin Dec. 27, 2018 @ NSH (W, 2-0)

MOST SAVES, OPPONENT

Dallas Overall: 52, Byron Dafoe, Nov. 8, 1995 vs. LAK (T, 3-3)
 Dallas Home: 52, Byron Dafoe, Nov. 8, 1995 vs. LAK (T, 3-3)
 Dallas Road: 48, Jonathan Bernier, Dec. 5, 2013 @ TOR (L, 2-3)

MOST GOALS ALLOWED

Dallas Overall: 10, Andy Moog, Nov. 27, 1993 @ Detroit
 Dallas Home: 7 (2X), last: Kari Lehtonen, Feb. 21, 2015 vs. Detroit
 Dallas Road: 10, Andy Moog, Nov. 27, 1993 @ Detroit

MOST PENALTY MINUTES

Dallas Overall: 14, Ed Belfour, April 17, 1999 @ Phoenix
 Dallas Home: 12, Darcy Wakaluk, April 14, 1994 vs. Detroit
 Dallas Road: 14, Ed Belfour, April 17, 1999 @ Phoenix

PLAYER RECORDS - PERIOD

MOST GOALS

Dallas Overall: 3 (2X), last: Tyler Seguin, Dec. 7, 2013 vs. Philadelphia (2nd)
 Dallas Home: 3 (2X), last: Tyler Seguin, Dec. 7, 2013 vs. Philadelphia (2nd)
 Dallas Road: 3, Patrick Eaves, Feb. 11, 2016 @ CHI (W, 4-2), 1st pd

MOST ASSISTS

Dallas Overall: 3, many times, last: Sergei Gonchar, Dec. 14, 2013 @ Winnipeg (2nd)
 Dallas Home: 3, many times, last: Valeri Nichuskin, Dec. 7, 2013 vs. Philadelphia (2nd)
 Dallas Road: 3, many times, last: Sergei Gonchar, Dec. 14, 2013 @ Winnipeg (2nd)

MOST POINTS

Dallas Overall: 4, Valeri Nichuskin and Tyler Seguin, Dec. 7, 2013 vs. Philadelphia (2nd)
 Dallas Home: 4, Valeri Nichuskin and Tyler Seguin, Dec. 7, 2013 vs. Philadelphia (2nd)
 Dallas Road: 3, many times, last: Jamie Benn, April 5, 2014 @ Tampa Bay (1st)

MOST POWER PLAY GOALS

Dallas Overall: 2, many times, last: Patrick Eaves, Feb. 11, 2016 @ Chicago (1st)
 Dallas Home: 2, many times, last: James Neal, Feb. 6, 2009 vs. N.Y. Rangers (3rd)
 Dallas Road: 2, many times, last: Patrick Eaves, Feb. 11, 2016 @ Chicago (1st)

MOST SHORTHANDED GOALS

Dallas Overall: 1, many times, last: Esa Lindell, Dec. 15, 2018 at COL (L, 4-6), 2nd period
 Dallas Home: 1, many times, last: Esa Lindell, Dec. 3, 2018 vs. EDM (W, 4-1), 3rd period
 Dallas Road: 1, many times, last: Esa Lindell, Dec. 15, 2018 at COL (L, 4-6), 2nd period

MOST SHOTS, GOAL

Dallas Overall: 7 (4X), last: Tyler Seguin, March 21, 2019 vs. Colorado



(3rd)

Dallas Home: 7 (3X), last: Tyler Seguin, March 21, 2019 vs. Colorado (3rd)

Dallas Road: 7, Joe Nieuwendyk, Nov. 15, 2001 @ L.A. (2nd)

MOST PENALTY MINUTES

Dallas Overall: 30, Shane Churla, Dec. 31, 1993 @ Chicago (1st)

Dallas Home: 29, Shane Churla, April 16, 1995 vs. Chicago (3rd)

Dallas Road: 30, Shane Churla, Dec. 31, 1993 @ Chicago (1st)

MOST GOALS BY AN OPPONENT

Dallas Overall: 3, many times, last: Steve Reinprecht, Florida, Oct. 30, 2009 (1st)

Dallas Home: 3, many times, last: Steve Reinprecht, Florida, Oct. 30, 2009 (1st)

Dallas Road: 2, many times, last: Patrik Laine, Feb. 14, 2017 @ WPG (L, 2-5), 3rd pd

MOST ASSISTS BY AN OPPONENT

Dallas Overall: 3, many times, last: Nikita Kucherov, Feb. 14, 2019 @ TBL (L, 0-6), 1st pd

Dallas Home: 3, many times, last: Viktor Arvidsson, April 6, 2017 vs. NSH (L, 7-3), 1st pd

Dallas Road: 3, many times, last: Nikita Kucherov, Feb. 14, 2019 @ TBL (L, 0-6), 1st pd

MOST POINTS BY AN OPPONENT

Dallas Overall: 4, Brandon Montour, @ Anaheim, Dec. 12, 2018 (3rd)

Dallas Home: 3, many times, last: Victor Rask, Carolina, Dec. 8, 2015 (3rd)

Dallas Road: 4, Brandon Montour, @ Anaheim, Dec. 12, 2018 (3rd)

MOST POWER PLAY GOALS BY AN OPPONENT

Dallas Overall: 2, many times, last: Brayden Schenn, Dec. 10, 2016 @ PHI (L, 2-4), 3rd pd

Dallas Home: 2, many times, last: Justin Faulk, Carolina, Dec. 8, 2015 (3rd)

Dallas Road: 2 (4X), last: Brayden Schenn, Dec. 10, 2016 @ PHI (L, 2-4), 3rd pd

MOST SHORTHANDED GOALS BY AN OPPONENT

Dallas Overall: 2, Rene Bourque, Chicago, Feb. 28, 2008 (3rd)

Dallas Home: 2, Rene Bourque, Chicago, Feb. 28, 2008 (3rd)

Dallas Road: 1, many times, last: Joe Pavelski, March 12 @ SJS (L, 1-5), 2nd pd

MOST SHOT, GOAL BY AN OPPONENT

Dallas Overall: 7, many times, last: Pavel Bure, Florida, Jan. 9, 2002 (2nd)

Dallas Home: 7 (2X), last: Al MacInnis, St. Louis, March 7, 1999 (1st)

Dallas Road: 7 (2X), last: Pavel Bure, Florida, Jan. 9, 2002 (2nd)

MOST PENALTY MINUTES BY AN OPPONENT

Dallas Overall: 31, Chris McAllister, Colorado, Feb. 20, 2004 (3rd)

Dallas Home: 31, Chris McAllister, Colorado, Feb. 20, 2004 (3rd)

Dallas Road: 27, Darryl Shannon, Winnipeg, Oct. 7, 1995 (2nd)

GOALTENDER**MOST GOALS ALLOWED**

Dallas Overall: 5 (3X), last: Marty Turco, Nov. 10, 2007 @ L.A. (3rd)

Dallas Home: 4, many times, last: Marty Turco, Jan. 20, 2006 vs. Tampa Bay (1st)

Dallas Road: 5 (3X), last: Marty Turco, Nov. 10, 2007 @ L.A. (3rd)

GOALTENDER: MOST SAVES

Dallas Overall: 22 (2X), last: Kari Lehtonen, Oct. 7, 2011 vs. Chicago (2nd)

Dallas Home: 22, Kari Lehtonen, Oct. 7, 2011 vs. Chicago (2nd)

Dallas Road: 22, Marty Turco, March 8, 2010 @ Washington (2nd)

GOALTENDER: MOST SAVES BY AN OPPONENT

Dallas Overall: 26, John Gibson, Anaheim, Oct. 13, 2018 (2nd)

Dallas Home: 26, John Gibson, Anaheim, Oct. 13, 2018 (2nd)

Dallas Road: 23, Marc Denis, Columbus, Nov. 1, 2002 (1st)

YOUNGEST PLAYERS IN FRANCHISE HISTORY

PLAYER	POS	BIRTHDATE	FIRST GAME	AGE
Brian Bellows	RW	Sept. 1, 1964	Oct. 6, 1982	18 yrs., 1 mo., 5 days
Brian Lawton	LW	June 29, 1965	Oct. 5, 1983	18 yrs., 3 mos., 6 days
Dave Archibald	C	April 14, 1969	Oct. 10, 1987	18 yrs., 5 mos., 26 days
Ron Meighan	D	May 26, 1963	Nov. 27, 1981	18 yrs., 6 mos., 1 day
Valeri Nichushkin	RW	March 4, 1995	Oct. 3, 2013	18 yrs., 6 mos., 29 days
Mike Modano	C	June 7, 1970	April 6, 1989	18 yrs., 9 mos., 29 days
Don Beaupre	G	Sept. 19, 1961	Oct. 11, 1980	19 yrs., 22 days
Warren Babe	LW	Sept. 7, 1968	Oct. 08, 1987	19 yrs., 1 mo., 1 day
Tom McCarthy	LW	July 31, 1960	Oct. 11, 1979	19 yrs., 2 mos., 11 days
Miro Heiskanen	D	July 18, 1999	Oct. 4, 2018	19 yrs., 2 mos., 17 days
Brad Palmer	LW	Sept. 14, 1961	Dec. 23, 1980	19 yrs., 3 mos., 9 days
Mike Craig	RW	June 6, 1971	Oct. 4, 1990	19 yrs., 3 mos., 28 days

OLDEST PLAYERS IN FRANCHISE HISTORY

PLAYER	POS	BIRTHDATE	LAST GAME	AGE
Gump Worsley	G	May 14, 1929	April 2, 1974	44 yrs., 10 mos., 19 days
Ray Whitney	LW	May 8, 1972	April 3, 2014	41 yrs., 10 mos., 26 days
Dean Prentice	LW	Oct. 5, 1932	Jan. 2, 1974	41 yrs., 2 mos., 28 days
Jaromir Jagr	RW	Feb. 15, 1972	April 1, 2013	41 yrs., 1 mo., 17 days
Guy Carbonneau	C	March 18, 1960	April 9, 2000	40 yrs., 22 days
Sergei Gonchar	D	April 13, 1974	April 3, 2014	39 yrs., 11 mos., 21 days
Mike Modano	C	June 7, 1970	April 10, 2010	39 yrs., 10 mos., 3 days
Grant Ledyard	D	Nov. 19, 1961	April 7, 2001	39 yrs., 4 mos., 18 days
Doug Mohns	D	Dec. 13, 1933	April 12, 1973	39 yrs., 3 mos., 30 days
Doug Lidster	D	Oct. 18, 1960	April 18, 1999	38 yrs., 6 mo., 0 days
Sergei Zubov	D	July 22, 1970	Nov. 28, 2008	38 yrs., 4 mos., 6 days
Craig Ludwig	D	March 15, 1961	April 18, 1999	38 yrs., 1 mo., 3 days
Bronco Horvath	C	March 12, 1930	Feb. 17, 1968	37 yrs., 11 mos., 5 days
Pat Verbeek	RW	May 24, 1964	April 1, 2002	37 yrs., 10 mos., 8 days
Claude Lemeux	RW	July 16, 1965	April 6, 2003	37 yrs., 8 mos., 21 days
Helmut Balderis	RW	June 30, 1952	March 18, 1990	37 yrs., 8 mos., 18 days
Leo Boivin	D	Aug. 2, 1932	April 16, 1970	37 yrs., 8 mos., 15 days

On October 14, 1995, the Stars set a franchise record for the fastest three goals in a game, scoring three times in 44 seconds of the final minute of the third period to cap an exciting 6-5 comeback victory over Boston at Reunion Arena. Trailing 5-3, Kevin Hatcher banged home a rebound at 19:11 of the third period to pull the Stars within one goal. At the 19:44 mark, Mike Modano fired a wrist shot past Bruins' goalie Craig Billington to even the score at 5-5. On the ensuing faceoff, Mike Kennedy hustled to the corner to Billington's left, dug the puck loose and sent a centering pass to Guy Carbonneau, who fired the puck past Billington at 19:55 for the win. According to the Elias Sports Bureau, it is the only game in NHL history that a team trailed by two goals in the final minute of the game and came back to score three goals and win the game in regulation.

HOLIDAY	DATE	OPPONENT	RESULT
Halloween	Oct. 31, 1970	at Toronto	W, 3-1
	Oct. 31, 1971	at Boston	L, 2-5
	Oct. 31, 1973	vs. Boston	L, 0-5
	Oct. 31, 1976	at Philadelphia	L, 1-9
	Oct. 31, 1979	at Detroit	W, 5-3
	Oct. 31, 1981	vs. Detroit	W, 5-4
	Oct. 31, 1987	vs. Washington	T, 3-3
	Oct. 31, 1989	vs. Toronto	L, 4-6
	Oct. 31, 1991	at Pittsburgh	L, 1-8
	Oct. 31, 1992	at Calgary	L, 3-5
	Oct. 31, 1998	vs. Detroit	W, 3-2
	Oct. 31, 2001	vs. Detroit	O, 3-4
	Oct. 31, 2007	vs. Chicago	L, 4-5
	Oct. 31, 2008	at Chicago	L, 2-5
	Oct. 31, 2009	at Nashville	L, 2-4
	Oct. 31, 2009	vs. Anaheim	O, 1-2
	Oct. 31, 2015	vs. San Jose	W, 5-3
Record:	5-9-3		Totals: 47-74

Thanksgiving	Nov. 22, 1973	at St. Louis	L, 1-2
	Nov. 26, 1997	vs. Los Angeles	W, 4-1
Record:	1-1-0		Totals: 5-3

Christmas Day	Dec. 25, 1967	vs. St. Louis	L, 0-1
	Dec. 25, 1968	vs. St. Louis	L, 0-2
	Dec. 25, 1969	vs. Chicago	T, 4-4
	Dec. 25, 1970	vs. Toronto	W, 3-3
	Dec. 25, 1971	vs. NY Rangers	L, 1-2
Record:	1-3-1		Totals: 11-12

New Years' Eve	Dec. 31, 1985	vs. Calgary	W, 6-3
	Dec. 31, 1986	vs. Hartford	W, 5-2
	Dec. 31, 1987	vs. Chicago	L, 1-4
	Dec. 31, 1988	vs. St. Louis	W, 6-2
	Dec. 31, 1989	vs. St. Louis	*W, 2-1
	Dec. 31, 1990	vs. Los Angeles	L, 2-4
	Dec. 31, 1991	vs. Chicago	W, 6-2
	Dec. 31, 1992	vs. Boston	W, 5-3
	Dec. 31, 1993	at Chicago	W, 5-2
	Dec. 31, 1997	vs. Los Angeles	T, 2-2
	Dec. 31, 1998	vs. Boston	W, 6-1
	Dec. 31, 1999	vs. Anaheim	W, 5-4
	Dec. 31, 2000	vs. NY Rangers	W, 6-1
	Dec. 31, 2001	vs. Boston	W, 2-1
	Dec. 31, 2002	vs. Edmonton	W, 4-1
	Dec. 31, 2003	vs. Montreal	T, 1-1
	Dec. 31, 2005	vs. Los Angeles	L, 2-3
	Dec. 31, 2006	vs. San Jose	L, 2-4
	Dec. 31, 2007	vs. Nashville	L, 0-1
	Dec. 31, 2008	vs. New Jersey	W, 4-2
	Dec. 31, 2009	vs. Anaheim	W, 5-3
	Dec. 31, 2010	vs. Vancouver	L, 1-4
	Dec. 31, 2011	vs. Boston	W, 4-2
	Dec. 31, 2013	vs. Los Angeles	W, 3-2
	Dec. 31, 2014	vs. Arizona	W, 6-0
	Dec. 31, 2015	vs. Nashville	W, 5-1
	Dec. 31, 2016	vs. Florida	L, 1-3
	Dec. 31, 2017	vs. San Jose	W, 6-0
	Dec. 31, 2018	vs. Montreal	*O, 2-3
Record:	19-7-3		Totals: 105-62

New Years' Day	Jan. 1, 1972	at Los Angeles	W, 3-2
	Jan. 1, 1977	at St. Louis	L, 1-3
	Jan. 1, 1996	vs. Toronto	L, 0-1
	Jan. 1, 1997	vs. Montreal	L, 4-6
	Jan. 1, 1999	at Phoenix	*W, 2-1
Record:	2-3-0		Totals: 10-13

Martin Luther King Jr., Day	Jan. 15, 1990	at Montreal	L, 3-4
	Jan. 21, 1991	at Winnipeg	L, 0-2
	Jan. 15, 1996	at Philadelphia	L, 1-6
	Jan. 18, 1999	vs. Vancouver	L, 3-5
	Jan. 15, 2001	at Florida	L, 0-2
	Jan. 21, 2002	at Columbus	W, 5-3
	Jan. 20, 2003	at Colorado	T, 1-1
	Jan. 19, 2004	at Vancouver	W, 3-2
	Jan. 16, 2006	at Montreal	L, 2-4
	Jan. 15, 2007	vs. Los Angeles	W, 3-1
	Jan. 19, 2009	at Tampa Bay	L, 2-4
	Jan. 18, 2010	vs. Minnesota	W, 4-3
	Jan. 17, 2011	vs. Los Angeles	W, 2-1
	Jan. 16, 2012	at St. Louis	L, 0-1
	Jan. 20, 2014	at Nashville	L, 1-4
	Jan. 16, 2017	at Buffalo	L, 1-4
	Jan. 15, 2018	at Boston	W, 3-2
Record:	6-10-1		Totals: 34-49

HOLIDAY	DATE	OPPONENT	RESULT
Valentine's Day	Feb. 14, 1968	at Pittsburgh	L, 3-6
	Feb. 14, 1970	vs. Chicago	L, 2-5
	Feb. 14, 1971	vs. Pittsburgh	W, 5-4
	Feb. 14, 1973	vs. St. Louis	W, 5-2
	Feb. 14, 1976	vs. Detroit	L, 2-3
	Feb. 14, 1979	vs. Vancouver	W, 8-1
	Feb. 14, 1981	vs. Hartford	W, 7-4
	Feb. 14, 1985	at Detroit	T, 5-5
	Feb. 14, 1987	vs. Calgary	L, 2-3
	Feb. 14, 1989	vs. Chicago	L, 2-4
	Feb. 14, 1993	vs. Toronto	L, 5-6
	Feb. 14, 1997	vs. Detroit	*W, 4-3
	Feb. 14, 2001	vs. Los Angeles	W, 4-2
	Feb. 14, 2003	vs. Anaheim	L, 2-4
	Feb. 14, 2004	at Phoenix	L, 2-3
	Feb. 14, 2007	vs. Detroit	L, 1-3
	Feb. 14, 2008	at Phoenix	L, 2-5
	Feb. 14, 2009	at Chicago	L, 2-6
	Feb. 14, 2012	at Detroit	L, 1-3
	Feb. 14, 2015	at Colorado	L, 1-4
	Feb. 14, 2017	at Winnipeg	L, 2-5
	Feb. 14, 2019	at Tampa Bay	L, 0-6
Record:	6-15-1		Totals: 67-87

Presidents' Day	Feb. 18, 1980	vs. Quebec	W, 6-2
	Feb. 15, 1982	at Toronto	T, 3-3
	Feb. 20, 1984	vs. Los Angeles	L, 2-3
	Feb. 17, 1992	at Montreal	L, 0-8
	Feb. 21, 1994	at San Jose	W, 6-3
	Feb. 20, 1995	at Calgary	W, 2-1
	Feb. 19, 1996	at Tampa Bay	L, 2-4
	Feb. 17, 1997	at Los Angeles	W, 2-1
	Feb. 15, 1999	vs. Edmonton	W, 4-1
	Feb. 21, 2000	at Nashville	L, 2-5
	Feb. 16, 2004	at Anaheim	L, 1-3
	Feb. 16, 2009	at Columbus	**W, 3-2
	Feb. 15, 2016	at Nashville	*W, 3-2
Record:	7-5-1		Totals: 36-38

Leap Year	Feb. 29, 1984	vs. St. Louis	L, 5-7
	Feb. 29, 1992	vs. Hartford	O, 5-0
	Feb. 29, 2004	vs. Edmonton	*W, 5-4
	Feb. 29, 2012	vs. Pittsburgh	SO, 3-4
	Feb. 29, 2016	vs. Detroit	O, 2-3
Record:	1-1-3		Totals: 19-23

St. Patrick's Day	March 17, 1968	vs. Detroit	W, 5-1
	March 17, 1970	at St. Louis	T, 5-5
	March 17, 1973	at Los Angeles	W, 4-3
	March 17, 1974	at Buffalo	L, 2-5
	March 17, 1976	at NY Rangers	L, 1-3
	March 17, 1978	at Cleveland	T, 4-4
	March 17, 1979	at Toronto	L, 4-6
	March 17, 1982	vs. Winnipeg	L, 2-3
	March 17, 1984	at Detroit	W, 6-3
	March 17, 1986	vs. St. Louis	*W, 6-5
	March 17, 1987	vs. Chicago	W, 3-3
	March 17, 1988	at St. Louis	T, 2-2
	March 17, 1990	at Pittsburgh	W, 6-2
	March 17, 1991	vs. Toronto	W, 4-3
	March 17, 1992	vs. Buffalo	W, 3-1
	March 17, 1996	at Washington	L, 1-2
	March 17, 1998	at Los Angeles	W, 4-3
	March 17, 1999	at Washington	O, 1-2
	March 17, 2003	vs. Vancouver	L, 2-4
	March 17, 2007	at Nashville	L, 2-3
	March 17, 2008	vs. Vancouver	L, 3-4
	March 17, 2009	at Vancouver	L, 2-4
	March 17, 2011	vs. Chicago	W, 5-0
	March 17, 2016	vs. Arizona	W, 4-1
	March 17, 2017	at Calgary	L, 1-3
	March 17, 2017	vs. Vancouver	**O, 2-3
Record:	10-10-6		Totals: 82-78

Easter	March 29, 1970	at Oakland	W, 8-3
	April 2, 1972	at Vancouver	L, 1-4
	March 30, 1975	at Pittsburgh	L, 1-4
	March 26, 1978	at New York	L, 3-6
	April 6, 1980	at Boston	L, 2-4
	April 3, 1988	at Calgary	L, 1-4
	March 31, 1991	at St. Louis	L, 1-2
	April 11, 1993	at St. Louis	L, 1-5
	April 3, 1994	at Washington	W, 6-3
	April 16, 1995	vs. Chicago	W, 2-0
	April 9, 1996	vs. Colorado	L, 1-4
Record:	March 30, 1997	at Vancouver	W, 3-2
	April 12, 1998	vs. St. Louis	W, 4-3
	April 4, 1999	vs. Detroit	L, 0-3
	April 2, 2007	vs. Chicago	W, 3-2
	March 31, 2013	vs. Los Angeles	L, 2-3

Record: 6-10-0

Totals: 39 - 52

TEAM RECORD BY GAME // DALLAS STARS HOCKEY CLUB

BEST

GAME	POINTS	RECORD	# OF TIMES	LAST
1	2	1-0-0	22	2018-19
2	4	2-0-0	11	2018-19
3	6	3-0-0	6	2010-11
4	8	4-0-0	3	2010-11
5	10	5-0-0	2	2006-07
6	12	6-0-0	1	1996-97
7	12	6-1-0	4	2015-16
8	14	7-1-0	2	2006-07
9	16	8-1-0	1	2006-07
10	16	8-2-0	3	2015-16
		7-1-2	1	1971-72
11	18	9-2-0	3	2015-16
12	20	10-2-0	1	2006-07
13	22	11-2-0	1	2006-07
14	22	11-3-0	3	2015-16
		10-2-2	1	1971-72
15	23	10-2-3	1	1980-81
16	24	12-4-0	2	2015-16
17	26	13-4-0	1	2015-16
18	28	14-4-0	1	2015-16
19	30	15-4-0	1	2015-16
20	32	16-4-0	1	2015-16
21	34	17-4-0	1	2015-16
22	34	17-5-0	1	2015-16
23	36	18-5-0	1	2015-16
24	38	19-5-0	1	2015-16
25	39	18-4-3	1	1971-72
	39	19-5-1	1	2015-16
26	41	20-5-1	1	2015-16
27	42	20-5-2	1	2015-16
28	44	21-5-2	1	2015-16
29	46	22-5-2	1	2015-16
30	46	22-6-2	1	2015-16
31	48	23-6-2	1	2015-16
32	48	21-5-6	1	1998-99
	48	23-7-2	1	2015-16
33	50	22-5-6	1	1998-99
	50	24-7-2	1	2015-16
34	52	23-5-6	1	1998-99
	52	25-7-2	1	2015-16
35	54	24-5-6	1	1998-99
	54	26-7-2	1	2015-16
36	56	25-5-6	1	1998-99
37	57	27-7-3	1	2015-16
38	57	27-8-3	1	2015-16
39	59	28-8-3	1	2015-16
40	60	28-8-4	1	2015-16
41	61	27-7-7	1	1998-99
42	61	27-8-7	1	1998-99
43	62	29-10-4	1	2015-16
44	63	28-9-7	2	1998-99
45	65	29-9-7	1	1998-99
46	67	30-9-7	1	1998-99
47	68	30-9-8	1	1998-99
48	68	30-10-8	1	1998-99
49	70	31-10-8	1	1998-99
50	72	32-10-8	1	1998-99
51	74	33-10-8	1	1998-99
52	76	34-10-8	1	1998-99
53	78	35-10-8	1	1998-99
54	79	35-10-9	1	1998-99
55	81	36-10-9	1	1998-99
56	81	36-11-9	1	1998-99
57	83	37-11-9	1	1998-99

GAME	POINTS	RECORD	# OF TIMES	LAST
58	85	38-11-9	1	1998-99
59	86	38-11-10	1	1998-99
60	88	39-11-10	1	1998-99
61	88	39-12-10	1	1998-99
62	90	40-12-10	1	1998-99
63	92	41-12-10	1	1998-99
64	94	42-12-10	1	1998-99
65	95	42-12-11	1	1998-99
66	96	42-12-12	1	1998-99
67	96	42-13-12	1	1998-99
68	96	42-14-12	1	1998-99
69	98	43-14-12	1	1998-99
70	100	44-14-12	1	1998-99
71	102	45-14-12	1	1998-99
72	102	45-15-12	1	1998-99
73	104	46-15-12	1	1998-99
74	106	47-15-12	1	1998-99
75	106	47-16-12	1	1998-99
76	106	47-17-12	1	1998-99
77	108	48-17-12	1	1998-99
78	110	49-17-12	1	1998-99
79	112	50-17-12	1	1998-99
80	114	51-17-12	1	1998-99
81	114	51-18-12	1	1998-99
82	114	51-19-12	1	1998-99

WORST

GAME	POINTS	RECORD	# OF TIMES	LAST
1	0	0-1-0	16	2017-18
2	0	0-2-0	7	2017-18
3	0	0-3-0	2	1988-89
4	0	0-4-0	2	1988-89
5	0	0-5-0	1	1977-78
6	0	0-6-0	1	1977-78
7	2	1-6-0	2	1977-78
8	2	1-7-0	2	1977-78
9	3	1-7-1	1	1988-89
10	3	1-8-1	1	1988-89
11	5	2-8-1	1	1988-89
12	5	2-9-1	1	1988-89
13	6	2-9-2	1	1988-89
		3-10-0	1	1975-76
14	6	2-10-2	1	1988-89
		3-11-0	1	1975-76
15	6	3-12-0	1	1975-76
16	6	3-13-0	1	1975-76
17	8	4-13-0	1	1975-76
18	8	4-14-0	1	1975-76
19	8	4-15-0	1	1975-76
20	8	4-16-0	1	1975-76
21	10	5-16-0	1	1975-76
22	12	6-16-0	1	1975-76
23	13	4-14-5	1	1990-91
24	14	7-17-0	1	1975-76
25	14	7-18-0	1	1975-76
26	16	5-15-6	1	1990-91
		6-16-4	2	1977-78
		8-18-0	1	1975-76
27	16	6-17-4	2	1977-78
28	16	6-18-4	2	1977-78
29	17	6-18-5	1	1976-77
30	18	7-19-4	1	1977-78
		6-18-5	1	1976-77
31	18	7-20-4	1	1977-78
32	18	7-21-4	1	1977-78
33	20	8-21-4	1	1977-78
		6-19-8	1	1976-77
34	20	6-20-8	1	1976-77
35	22	9-22-4	1	1977-78
		7-20-8	1	1976-77
36	22	9-23-4	1	1977-78
37	22	9-24-4	1	1977-78
38	22	9-25-4	1	1977-78
39	22	9-26-4	1	1977-78
40	23	9-26-5	1	1977-78
41	23	9-27-5	1	1977-78
42	23	9-28-5	1	1977-78
43	23	9-29-5	1	1977-78
44	23	9-30-5	1	1977-78
45	25	10-30-5	1	1977-78
		9-27-7	1	168-69
46	25	10-31-5	1	1977-78
47	27	11-31-5	1	1977-78
48	27	11-32-5	1	1977-78
49	27	11-33-5	1	1977-78
50	27	11-34-5	1	1977-78
51	27	11-35-5	1	1977-78
52	29	12-35-5	1	1977-78
53	30	12-35-6	1	1977-78
54	32	13-35-6	1	1977-78

GAME	POINTS	RECORD	# OF TIMES	LAST
55	32	13-36-6	1	1977-78
56	32	13-37-6	1	1977-78
57	34	14-37-6	1	1977-78
58	34	14-38-6	1	1977-78
59	34	14-39-6	1	1977-78
60	34	14-40-6	1	1977-78
61	34	14-41-6	1	1977-78
62	34	14-42-6	1	1977-78
63	34	14-43-6	1	1977-78
64	34	14-44-6	1	1977-78
65	35	14-44-7	1	1977-78
66	35	14-45-7	1	1977-78
67	35	14-46-7	1	1977-78
68	36	14-46-8	1	1977-78
69	37	14-46-9	1	1977-78
70	39	15-46-9	1	1977-78
71	39	15-47-9	1	1977-78
72	39	15-48-9	1	1977-78
73	39	15-49-9	1	1977-78
74	41	16-49-9	1	1977-78
75	41	16-50-9	1	1977-78
76	41	16-51-9	1	1977-78
77	43	17-51-9	1	1977-78
78	43	17-52-9	1	1977-78
79	43	17-53-9	1	1977-78
80	45	18-53-9	1	1977-78

SINGLE SEASON

GAMES

RANK	PLAYER	GP	SEASON
1.	Russ Courtnall	84	1992-93
	Russ Courtnall	84	1993-94
	Gaetan Duchesne	84	1992-93
	Dave Gagner	84	1992-93
	Grant Ledyard	84	1993-94
	Craig Ludwig	84	1993-94
	Mike McPhee	84	1992-93
8.	Ulf Dahlen	83	1992-93
	Derian Hatcher	83	1993-94
10.	Many Tied	82	

GOALS

RANK	PLAYER	G	SEASON
1.	Brian Bellows	55	1989-90
	Dino Ciccarelli	55	1981-82
3.	Dino Ciccarelli	52	1986-87
4.	Mike Modano	50	1993-94
5.	Bill Goldsworthy	48	1973-74
6.	Dino Ciccarelli	44	1985-86
7.	Bobby Smith	43	1981-82
	Scott Bjuggstad	43	1985-86
9.	Al MacAdam	42	1979-80
	Steve Payne	42	1979-80

ASSISTS

RANK	PLAYER	A	SEASON
1.	Neal Broten	76	1985-86
2.	Bobby Smith	71	1981-82
3.	Brad Richards	67	2009-10
4.	Tim Young	66	1976-77
5.	Bobby Smith	64	1980-81
6.	Neal Broten	62	1989-90
	Dennis Hextall	62	1973-74
8.	Neal Broten	61	1983-84
9.	Craig Hartsburg	60	1981-82
	Mike Modano	60	1992-93
	Neal Broten	60	1981-82

POINTS

RANK	PLAYER	PTS	SEASON
1.	Bobby Smith	114	1981-82
2.	Dino Ciccarelli	106	1981-82
3.	Neal Broten	105	1985-86
4.	Dino Ciccarelli	103	1986-87
5.	Brian Bellows	99	1989-90
6.	Neal Broten	98	1981-82
7.	Tim Young	95	1976-77
8.	Bobby Smith	93	1980-81
	Al MacAdam	93	1979-80
	Mike Modano	93	1992-93
	Mike Modano	93	1993-94

FRANCHISE, ALL-TIME

RANK	PLAYER	GP
1.	Mike Modano	1459
2.	Neal Broten	992
3.	Jere Lehtinen	875
4.	Sergei Zubov	839
5.	Brenden Morrow	835
6.	Derian Hatcher	827
7.	Curt Giles	760
8.	Trevor Daley	756
9.	Brian Bellows	753
10.	Jamie Benn	745

RANK	PLAYER	G
1.	Mike Modano	557
2.	Brian Bellows	342
3.	Dino Ciccarelli	332
4.	Jamie Benn	281
5.	Neal Broten	274
6.	Bill Goldsworthy	267
7.	Dave Gagner	247
8.	Brenden Morrow	243
	Jere Lehtinen	243
10.	Steve Payne	228

RANK	PLAYER	A
1.	Mike Modano	802
2.	Neal Broten	593
3.	Sergei Zubov	438
4.	Brian Bellows	380
5.	Bobby Smith	369
6.	Jamie Benn	368
7.	Dino Ciccarelli	319
8.	Tim Young	316
9.	Craig Hartsburg	315
10.	Dave Gagner	287

RANK	PLAYER	PTS
1.	Mike Modano	1359
2.	Neal Broten	867
3.	Brian Bellows	722
4.	Dino Ciccarelli	651
5.	Jamie Benn	649
6.	Bobby Smith	554
7.	Sergei Zubov	549
8.	Dave Gagner	534
9.	Brenden Morrow	528
10.	Jere Lehtinen	514

SINGLE SEASON

RANK	PLAYER	GWG	SEASON
1.	Joe Nieuwendyk	11	1997-98
	Brett Hull	11	1998-99
3.	Bill Guerin	10	2003-04
4.	Brian Bellows	9	1989-90
	Mike Modano	9	1996-97
6.	Brett Hull	8	2000-01
	Mike Modano	8	1999-00
	Joe Nieuwendyk	8	1998-99
	Wayne Connelly	8	1967-68
	Pat Verbeek	8	1997-98
	Mike Modano	8	1991-92
	Bill Goldsworthy	8	1971-72
	Niklas Hagman	8	2007-08
	Tyler Seguin	8	2013-14
	Tyler Seguin	8	2018-19

RANK	PLAYER	PPG	SEASON
1.	Dino Ciccarelli	22	1986-87
2.	Brian Bellows	21	1989-90
	Brian Bellows	21	1987-88
4.	Dave Gagner	20	1990-91
	Bobby Smith	20	1981-82
	Dino Ciccarelli	20	1981-82
7.	Dino Ciccarelli	19	1985-86
8.	Mike Modano	18	1993-94
9.	Brian Bellows	17	1990-91
	Dave Gagner	17	1991-92
	Dave Gagner	17	1992-93
	Jamie Benn	17	2015-16

RANK	PLAYER	SHG	SEASON
1.	Bill Collins	6	1969-70
2.	Mike Modano	5	1997-98
	Mike Modano	5	1996-97
	Neal Broten	5	1988-89
	Dirk Graham	5	1986-87
	Brian Bellows	5	1983-84
	Mike Eaves	5	1982-83
8.	Al MacAdam	4	1983-84
	Niklas Hagman	4	2007-08
	Mike Keane	4	1999-00
	Mike Modano	4	1998-99
	Kent-Erik Andersson	4	1980-81
	Anders Hakansson	4	1981-82
	Mike Modano	4	1995-96
	Mike Gartner	4	1989-90
	Dirk Graham	4	1985-86
	Jamie Benn	4	2010-11

RANK	PLAYER	PIM	SEASON
1.	Basil McRae	382	1987-88
2.	Basil McRae	365	1988-89
3.	Basil McRae	351	1989-90
4.	Shane Churla	333	1993-94
5.	Willi Plett	316	1983-84
6.	Richard Zemlak	307	1987-88
7.	Shane Churla	292	1989-90
8.	Shane Churla	286	1990-91
	Shane Churla	286	1992-93
10.	Shane Churla	278	1991-92

FRANCHISE, ALL-TIME

RANK	PLAYER	GWG
1.	Mike Modano	92
2.	Jamie Benn	43
	Brenden Morrow	43
4.	Brian Bellows	40
5.	Jere Lehtinen	37
	Tyler Seguin	37
7.	Joe Nieuwendyk	35
8.	Bill Goldsworthy	34
9.	Neal Broten	30
10.	Dave Gagner	29

G
W
G

RANK	PLAYER	PPG
1.	Mike Modano	156
2.	Brian Bellows	134
3.	Dino Ciccarelli	130
4.	Dave Gagner	98
5.	Steve Payne	79
	Brenden Morrow	79
7.	Bobby Smith	77
	Jere Lehtinen	77
9.	Jamie Benn	74
10.	Bill Goldsworthy	66

P
P
G

RANK	PLAYER	SHG
1.	Mike Modano	29
2.	Neal Broten	24
3.	Brian Bellows	13
4.	Jamie Benn	12
5.	Dirk Graham	9
	Al MacAdam	9
	Jere Lehtinen	9
8.	Brenden Morrow	8
9.	Bill Collins	7
	Loui Eriksson	7

S
H
G

RANK	PLAYER	PIM
1.	Shane Churla	1883
2.	Basil McRae	1567
3.	Derian Hatcher	1380
4.	Brenden Morrow	1203
5.	Steve Ott	1170
6.	Willi Plett	1137
7.	Brad Maxwell	1031
8.	Mark Tinordi	1015
9.	Mike Modano	922
10.	Dennis O'Brien	836

P
I
M

SINGLE SEASON

RANK	PLAYER	+/-	SEASON
1.	Mike Modano	+43	1996-97
2.	Jere Lehtinen	+39	2002-03
3.	Steve Payne	+37	1979-80
	Darryl Sydor	+37	1996-97
	Derian Hatcher	+37	2002-03
6.	Al MacAdam	+36	1979-80
7.	Mike Modano	+34	2002-03
8.	Grant Ledyard	+31	1996-97
9.	Brenden Morrow	+30	2005-06
10.	Mike Modano	+29	1998-99
	Jere Lehtinen	+29	1998-99
	Dennis Hextall	+29	1972-73

RANK	PLAYER	SHOTS	SEASON
1.	Tyler Seguin	335	2017-18
2.	Tyler Seguin	334	2018-19
3.	Bill Goldsworthy	321	1973-74
4.	Mike Modano	320	1995-96
5.	Mike Modano	307	1992-93
6.	Tyler Seguin	301	2016-17
7.	Brian Bellows	300	1989-90
8.	Brian Bellows	296	1990-91
9.	Bill Goldsworthy	295	1970-71
	Bill Goldsworthy	295	1971-72

FRANCHISE, ALL-TIME

RANK	PLAYER	+/-
1.	Jere Lehtinen	+176
2.	Mike Modano	+118
3.	Sergei Zubov	+103
4.	Brenden Morrow	+102
5.	Derian Hatcher	+88
6.	Darryl Sydor	+82
7.	Philippe Boucher	+72
8.	Jamie Benn	+51
9.	John Klingberg	+45
	Richard Matvichuk	+45

RANK	PLAYER	SHOTS
1.	Mike Modano	4194
2.	Brian Bellows	2417
3.	Bill Goldsworthy	2237
4.	Neal Broten	2180
5.	Jere Lehtinen	2102
6.	Jamie Benn	2082
7.	Dino Ciccarelli	1956
8.	Tyler Seguin	1822
9.	Sergei Zubov	1694
10.	Dave Gagner	1686

DEFENSEMEN

RANK	PLAYER	GP	SEASON
1.	Grant Ledyard	84	1993-94
	Craig Ludwig	84	1993-94
3.	Derian Hatcher	83	1993-94
4.	Miro Heiskanen	82	2018-19
	Esa Lindell	82	2018-19
	Many others tied with	82	

RANK	PLAYER	GP
1.	Sergei Zubov	839
2.	Derian Hatcher	827
3.	Curt Giles	760
4.	Trevor Daley	756
5.	Richard Matvichuk	733
6.	Fred Barrett	730
7.	Darryl Sydor	714
8.	Stephane Robidas	704
9.	Tom Reid	615
10.	Craig Ludwig	584

RANK	PLAYER	G	SEASON
1.	Philippe Boucher	19	2006-07
2.	Brad Maxwell	19	1983-84
3.	Brad Maxwell	18	1977-78
4.	Craig Hartsburg	17	1981-82
5.	Philippe Boucher	16	2005-06
	Trevor Daley	16	2014-15
7.	Kevin Hatcher	15	1995-96
8.	Mark Timordi	15	1992-93
9.	Craig Hartsburg	14	1979-80
10.	Mike McMahon	14	1967-68

RANK	PLAYER	G
1.	Sergei Zubov	111
2.	Craig Hartsburg	98
3.	Brad Maxwell	82
4.	Derian Hatcher	71
5.	Darryl Sydor	69
6.	Trevor Daley	67
7.	Philippe Boucher	52
	John Klingberg	52
9.	Stephane Robidas	46
10.	Curt Giles	40

SINGLE SEASON

RANK	PLAYER	A	SEASON
1.	Craig Hartsburg	60	1981-82
2.	John Klingberg	59	2017-18
3.	Larry Murphy	58	1989-90
	Sergei Zubov	58	2005-06
5.	Brad Maxwell	54	1983-84
6.	Craig Hartsburg	50	1986-87
	Craig Hartsburg	50	1982-83
8.	John Klingberg	48	2015-16
9.	Craig Hartsburg	47	1985-86
	Sergei Zubov	47	1997-98

RANK	PLAYER	PTS	SEASON
1.	Craig Hartsburg	77	1981-82
2.	Brad Maxwell	73	1983-84
3.	Sergei Zubov	71	2005-06
4.	Larry Murphy	68	1989-90
5.	John Klingberg	67	2017-18
6.	Craig Hartsburg	62	1982-83
7.	Craig Hartsburg	61	1986-87
8.	John Klingberg	58	2015-16
9.	Craig Hartsburg	57	1985-86
	Sergei Zubov	57	1997-98

RANK	PLAYER	PPG	SEASON
1.	Philippe Boucher	12	2004-07
	Brad Maxwell	12	1977-78
3.	Darryl Sydor	9	1998-99
	Sergei Zubov	9	2005-06
	Sergei Zubov	9	2004-07
6.	Philippe Boucher	8	2005-06
	Craig Hartsburg	8	1980-81
	Brad Maxwell	8	1983-84
	Gary Sargent	8	1978-79
	Darryl Sydor	8	2000-01
	Sergei Zubov	8	2001-02
	Sergei Zubov	8	2002-03

RANK	PLAYER	SHG	SEASON
1.	Shawn Chambers	2	1988-89
	Trevor Daley	2	2014-15
	Brenden Dillon	2	2013-14
	Esa Lindell	2	2018-19
	Richard Matvichuk	2	1996-97
	Jean Potvin	2	1978-79
7.	Philippe Boucher	1	2002-03
	Philippe Boucher	1	2007-08
	Jason Demers	1	2015-16
	Many others tied with	1	

FRANCHISE, ALL-TIME

RANK	PLAYER	A
1.	Sergei Zubov	438
2.	Craig Hartsburg	315
3.	Darryl Sydor	265
4.	Gordie Roberts	224
5.	Derian Hatcher	223
6.	Brad Maxwell	217
7.	John Klingberg	207
8.	Curt Giles	177
9.	Stephane Robidas	165
10.	Trevor Daley	164

RANK	PLAYER	PTS
1.	Sergei Zubov	549
2.	Craig Hartsburg	413
3.	Darryl Sydor	334
4.	Brad Maxwell	299
5.	Derian Hatcher	294
6.	John Klingberg	259
7.	Gordie Roberts	257
8.	Trevor Daley	231
9.	Curt Giles	217
10.	Stephane Robidas	211

RANK	PLAYER	PPG
1.	Sergei Zubov	60
2.	Craig Hartsburg	40
3.	Darryl Sydor	35
4.	Brad Maxwell	31
5.	Philippe Boucher	23
6.	Stephane Robidas	21
7.	Derian Hatcher	15
	Trevor Daley	15
9.	John Klingberg	14
	Gary Sargent	14
	Mark Tinordi	14

RANK	PLAYER	SHG
1.	Shawn Chambers	4
2.	Sergei Zubov	3
3.	Philippe Boucher	2
	Trevor Daley	2
	Brenden Dillon	2
	Craig Hartsburg	2
	Derian Hatcher	2
	Esa Lindell	2
	Richard Matvichuk	2
	Jean Potvin	2

A
S
S
I
S
T
SP
O
I
N
T
SP
P
GS
H
G

TOP-10 RANKINGS - DEFENSEMEN // DALLAS STARS HOCKEY CLUB

SINGLE SEASON

RANK	PLAYER	PIM	SEASON
1.	Mark Tinordi	240	1989-90
2.	Harold Snepsts	232	1984-85
3.	Brad Maxwell	225	1983-84
4.	Dave Richter	221	1984-85
5.	Frantisek Musil	213	1987-88
6.	Derian Hatcher	211	1993-94
7.	Mark Tinordi	189	1990-91
8.	Dennis O'Brien	187	1975-76
9.	Barry Gibbs	182	1969-70
10.	Bob Rouse	179	1986-87
	Mark Tinordi	179	1991-92

RANK	PLAYER	+/-	SEASON
1.	Derian Hatcher	37	2002-03
	Darryl Sydor	37	1996-97
3.	Grant Ledyard	31	1996-97
4.	Philippe Boucher	28	2002-03
	Philippe Boucher	28	2005-06
	Brad Lukowich	28	2000-01
7.	Mark Fistric	27	2009-10
8.	Ted Harris	25	1972-73
	Paul Shmyr	25	1979-80
10.	Richard Matvichuk	23	1998-99

RANK	PLAYER	SHOTS	SEASON
1.	Kevin Hatcher	237	1995-96
2.	Brad Maxwell	228	1983-84
3.	Philippe Boucher	222	2006-07
4.	Brad Maxwell	209	1977-78
5.	Craig Hartsburg	207	1980-81
6.	Craig Hartsburg	204	1981-82
	John Klingberg	204	2017-18
8.	Craig Hartsburg	202	1979-80
9.	Craig Hartsburg	200	1982-83
	Brad Maxwell	200	1978-79

FRANCHISE, ALL-TIME

RANK	PLAYER	PIM
1.	Derian Hatcher	1380
2.	Brad Maxwell	1031
3.	Mark Tinordi	1015
4.	Dennis O'Brien	836
5.	Gordie Roberts	832
6.	Craig Hartsburg	818
7.	Craig Ludwig	741
8.	Bob Rouse	735
9.	Fred Barrett	663
10.	Curt Giles	625

RANK	PLAYER	+/-
1.	Sergei Zubov	103
2.	Derian Hatcher	88
3.	Darryl Sydor	82
4.	Philippe Boucher	72
5.	John Klingberg	45
	Richard Matvichuk	45
7.	Esa Lindell	38
8.	Alex Goligoski	34
9.	Curt Giles	32
	Grant Ledyard	32

RANK	PLAYER	SHOTS
1.	Sergei Zubov	1694
2.	Craig Hartsburg	1492
3.	Darryl Sydor	1232
4.	Derian Hatcher	1207
5.	Brad Maxwell	1176
6.	Stephane Robidas	1028
7.	Trevor Daley	921
8.	Barry Gibbs	791
9.	Richard Matvichuk	790
10.	Tom Reid	783

ROOKIES

GAMES PLAYED

RANK	PLAYER	GP	SEASON
1.	Jamie Benn	82	2009-10
	Miro Heiskanen	82	2018-19
	Jussi Jokinen	81	2005-06
5.	Roland Eriksson	80	1976-77
	Doug Hicks	80	1974-75
	Mike Modano	80	1989-90
	Glen Sharpley	80	1976-77
	Bobby Smith	80	1978-79
9.	Craig Hartsburg	79	1979-80
	Valeri Nichushkin	79	2013-14
	Alex Pirus	79	1976-77

GOALS

RANK	PLAYER	G	SEASON
1.	Brian Bellows	35	1982-83
2.	Bobby Smith	30	1978-79
3.	Mike Modano	29	1989-90
4.	Roland Eriksson	25	1976-77
	Glen Sharpley	25	1976-77
6.	James Neal	24	2008-09
7.	Steve Payne	23	1978-79
8.	Jamie Benn	22	2009-10
9.	Per-Olov Brasar	20	1977-78
	Alex Pirus	20	1976-77

ASSISTS

RANK	PLAYER	A	SEASON
1.	Mike Modano	46	1989-90
2.	Roland Eriksson	44	1976-77
	Bobby Smith	44	1978-79
4.	Jussi Jokinen	38	2005-06
5.	Per-Olov Brasar	37	1977-78
6.	Danny O'Shea	34	1968-69
7.	Tim Young	33	1975-76
8.	Glen Sharpley	32	1976-77
9.	Brian Bellows	30	1982-83
	Craig Hartsburg	30	1979-80

GAME-WINNING GOALS

RANK	PLAYER	GWG	SEASON
1.	Glen Sharpley	6	1976-77
2.	Fabian Brunnstrom	5	2008-09
	Tom McCarthy	5	1979-80
4.	Neal Broten	4	1981-82
	Alex Chiasson	4	2013-14
	Miro Heiskanen	4	2018-19
	Brian Lawton	4	1983-84
	Bobby Smith	4	1978-79
8.	Roope Hintz	3	2018-19
	Many others tied with	3	

SHORTHANDED GOALS

RANK	PLAYER	SHG	SEASON
1.	Anders Hakansson	4	1981-82
2.	Tom Youngmans	3	1976-77
3.	Per-Olov Brasar	2	1977-78
	Wally Schreiber	2	1987-88
5.	Gemet Smith	1	2016-17
	Mattias Janmark	1	2015-16
	Bob Barlow	1	1969-70
	Brian Bellows	1	1982-83
	Tom Hirsch	1	1983-84
	Glen Sharpley	1	1976-77

PENALTY MINUTES

RANK	PLAYER	PIM	SEASON
1.	Dan Mandich	169	1982-83
2.	Frantisek Musil	148	1986-87
3.	Krys Barch	107	2006-07
4.	Brad Maxwell	100	1977-78
	Neil Wilkinson	100	1989-90
6.	Ron Zanussi	89	1977-78
7.	Derian Hatcher	88	1991-92
	Danny O'Shea	88	1968-69
9.	Antoine Roussel	85	2012-13
10.	Craig Hartsburg	81	1979-80
	Brenden Morrow	81	1999-00

POINTS

RANK	PLAYER	PTS	SEASON
1.	Mike Modano	75	1989-90
2.	Bobby Smith	74	1978-79
3.	Roland Eriksson	69	1976-77
4.	Brian Bellows	65	1982-83
5.	Per-Olov Brasar	57	1977-78
	Glen Sharpley	57	1976-77
7.	Jussi Jokinen	55	2005-06
8.	Tim Young	51	1975-76
9.	Danny O'Shea	49	1968-69
10.	Brad Maxwell	47	1977-78

POWER PLAY GOALS

RANK	PLAYER	PPG	SEASON
1.	Brian Bellows	15	1982-83
2.	Brad Maxwell	12	1977-78
	Mike Modano	12	1989-90
4.	Roland Eriksson	10	1976-77
5.	James Neal	9	2008-09
	Bobby Smith	9	1978-79
7.	Dino Ciccarelli	8	1980-81
	Jussi Jokinen	8	2005-06
9.	Per-Olov Brasar	7	1977-78
	Craig Hartsburg	7	1979-80

SHOTS

RANK	PLAYER	SHOTS	SEASON
1.	Roland Eriksson	249	1976-77
2.	Bobby Smith	244	1978-79
3.	Brad Maxwell	209	1977-78
4.	Glen Sharpley	206	1976-77
5.	Craig Hartsburg	202	1979-80
6.	Brian Bellows	184	1982-83
7.	Jamie Benn	182	2009-10
	Miro Heiskanen	182	2018-19
9.	Tommy Sjodin	175	1992-93
10.	Mike Modano	172	1989-90

PLUS/MINUS

RANK	PLAYER	+/-	SEASON
1.	Matt Niskanen	22	2007-08
2.	Valeri Nichushkin	20	2013-14
3.	Mattias Janmark	12	2015-16
4.	Radek Faksa	9	2015-16
5.	Brenden Morrow	8	1999-00
	Jamie Wright	8	1997-98
7.	Derian Hatcher	7	1991-92
8.	Steve Ott	6	2002-03
9.	Remi Elie	5	2016-17
	Remi Elie	5	2017-18
	John Klingberg	5	2014-15
	Jere Lehtinen	5	1995-96
	Gemet Smith	5	2017-18

GOALTENDERS

SINGLE SEASON

G A M E S	RANK	PLAYER	GP	SEASON
	1.	Marty Turco	74	2008-09
	2.	Marty Turco	73	2003-04
	3.	Kari Lehtonen	69	2010-11
	4.	Marty Turco	68	2005-06
	5.	Marty Turco	67	2006-07
	6.	Kari Lehtonen	65	2013-14
		Kari Lehtonen	65	2014-15
	8.	Cesare Maniago	64	1968-69
	9.	Ed Belfour	63	2000-01
	10.	Ed Belfour	62	1999-00
		Marty Turco	62	2007-08

W I N S	RANK	PLAYER	W	SEASON
	1.	Marty Turco	41	2005-06
	2.	Marty Turco	38	2006-07
	3.	Ed Belfour	37	1997-98
		Marty Turco	37	2003-04
	5.	Ed Belfour	35	2000-01
		Ed Belfour	35	1998-99
	7.	Kari Lehtonen	34	2010-11
		Kari Lehtonen	34	2014-15
	9.	Marty Turco	33	2008-09
		Kari Lehtonen	33	2013-14

S A V E S	RANK	PLAYER	SVS	SEASON
	1.	Cesare Maniago	1,882	1968-69
	2.	Kari Lehtonen	1,868	2010-11
	3.	Marty Turco	1,790	2008-09
	4.	Kari Lehtonen	1,735	2013-14
	5.	Kari Lehtonen	1,694	2014-15
	6.	Cesare Maniago	1,614	1969-70
	7.	Kari Lehtonen	1,603	2011-12
	8.	Jon Casey	1,569	1989-90
	9.	Don Beaupre	1,507	1985-86
	10.	Marty Turco	1,504	2003-04

S V %	RANK	PLAYER	SV%	SEASON
	1.	Ben Bishop	.934	2018-19
	2.	Gump Worsley	.934	1971-72
	3.	Marty Turco	.932	2002-03
	4.	Marty Turco	.925	2000-01
	5.	Anton Khudobin	.923	2018-19
	6.	Kari Lehtonen	.922	2011-12
	7.	Marty Turco	.921	2001-02
	8.	Cesare Maniago	.920	1971-72
	9.	Ed Belfour	.919	1999-00
		Kari Lehtonen	.919	2013-14

FRANCHISE, ALL-TIME

RANK	PLAYER	GP
1.	Marty Turco	509
2.	Kari Lehtonen	445
3.	Cesare Maniago	420
4.	Gilles Meloche	327
5.	Jon Casey	325
6.	Don Beaupre	316
7.	Ed Belfour	307
8.	Andy Moog	175
9.	Pete LoPresti	173
10.	Darcy Wakaluk	153

RANK	PLAYER	W
1.	Marty Turco	262
2.	Kari Lehtonen	216
3.	Ed Belfour	160
4.	Cesare Maniago	145
5.	Gilles Meloche	141
6.	Jon Casey	128
7.	Don Beaupre	126
8.	Andy Moog	75
9.	Darcy Wakaluk	54
10.	Ben Bishop	53

RANK	PLAYER	SVS
1.	Kari Lehtonen	11,455
2.	Marty Turco	11,420
3.	Jon Casey	8,008
4.	Ed Belfour	6,592
5.	Don Beaupre	5,565
6.	Andy Moog	4,226
7.	Darcy Wakaluk	3,536
8.	Kari Takko	3,205
9.	Gilles Meloche	2,157
10.	Antti Niemi	1,913

RANK	PLAYER	SV%
1.	Ben Bishop	.925
2.	Kari Lehtonen	.912
3.	Marty Turco	.911
4.	Ed Belfour	.910
5.	Andy Moog	.904
6.	Antti Niemi	.900
7.	Darcy Wakaluk	.890
8.	Jon Casey	.890
9.	Don Beaupre	.881
10.	Kari Takko	.880

SINGLE SEASON

RANK	PLAYER	GAA	SEASON
1.	Marty Turco	1.73	2002-03
2.	Ed Belfour	1.89	1997-98
3.	Marty Turco	1.90	2000-01
4.	Ben Bishop	1.98	2018-19
	Marty Turco	1.98	2003-04
6.	Ed Belfour	1.99	1998-99
7.	Marty Turco	2.09	2001-02
8.	Ed Belfour	2.10	1999-00
9.	Gump Worsley	2.12	1971-72
10.	Andy Moog	2.15	1996-97

RANK	PLAYER	SO	SEASON
1.	Marty Turco	9	2003-04
	Ed Belfour	9	1997-98
3.	Ed Belfour	8	2000-01
4.	Ben Bishop	7	2018-19
	Marty Turco	7	2002-03
6.	Marty Turco	6	2006-07
	Cesare Maniago	6	1967-68
8.	Ed Belfour	5	1998-99
	Ben Bishop	5	2017-18
	Cesare Maniago	5	1972-73
	Cesare Maniago	5	1970-71
	Kari Lehtonen	5	2013-14
	Kari Lehtonen	5	2014-15

RANK	PLAYER	MIN	SEASON
1.	Marty Turco	4,359	2003-04
2.	Marty Turco	4,327	2008-09
3.	Kari Lehtonen	4,119	2010-11
4.	Marty Turco	3,910	2005-06
5.	Kari Lehtonen	3,804	2013-14
6.	Marty Turco	3,764	2006-07
7.	Kari Lehtonen	3,698	2014-15
8.	Ed Belfour	3,687	2000-01
9.	Marty Turco	3,629	2007-08
10.	Ed Belfour	3,620	1999-00

RANK	PLAYER	A	SEASON
1.	Kari Lehtonen	6	2010-11
2.	Marty Turco	5	2008-09
	Ed Belfour	5	2001-02
4.	Marty Turco	4	2006-07
	Marty Turco	4	2009-10
	Kari Lehtonen	4	2013-14
7.	Eight tied with	3	

RANK	PLAYER	PIM	SEASON
1.	Don Beaupre	34	1985-86
	Darcy Wakaluk	34	1993-94
3.	Marty Turco	32	2003-04
4.	Jon Casey	28	1992-93
	Andy Moog	28	1995-96
	Marty Turco	28	2005-06
7.	Ed Belfour	26	1998-99
	Jon Casey	26	1991-92
	Gary Edwards	26	1978-79
10.	Gilles Meloche	25	1978-79

FRANCHISE ALL-TIME

RANK	PLAYER	GAA
1.	Ed Belfour	2.19
2.	Ben Bishop	2.25
3.	Marty Turco	2.31
4.	Gump Worsley	2.62
5.	Kari Lehtonen	2.63
6.	Andy Moog	2.75
7.	Antti Niemi	2.92
8.	Cesare Maniago	3.18
9.	Darcy Wakaluk	3.21
10.	Jon Casey	3.28

RANK	PLAYER	SO
1.	Marty Turco	40
2.	Ed Belfour	27
3.	Cesare Maniago	26
4.	Kari Lehtonen	24
5.	Jon Casey	12
	Ben Bishop	12
7.	Gilles Meloche	9
8.	Darcy Wakaluk	8
	Andy Moog	8
10.	Pete LoPresti	5
	Mike Smith	5
	Ron Tugnutt	5

RANK	PLAYER	MIN
1	Marty Turco	29,065
2.	Kari Lehtonen	25,167
3.	Cesare Maniago	24,228
4.	Gilles Meloche	18,889
5.	Jon Casey	18,089
6.	Ed Belfour	17,891
7.	Don Beaupre	17,833
8.	Andy Moog	9,857
9.	Pete LoPresti	9,753
10.	Darcy Wakaluk	8,130

RANK	PLAYER	A
1.	Kari Lehtonen	23
2.	Marty Turco	22
3.	Jon Casey	11
4.	Ed Belfour	9
5.	Gilles Meloche	5
	Darcy Wakaluk	5
7.	Don Beaupre	3
	Ben Bishop	3
	Pete LoPresti	3
	Andy Moog	3

RANK	PLAYER	PIM
1.	Marty Turco	160
2.	Don Beaupre	128
3.	Jon Casey	112
4.	Darcy Wakaluk	84
5.	Ed Belfour	70
	Andy Moog	70
7.	Cesare Maniago	47
8.	Gilles Meloche	41
9.	Gump Worsley	34
10.	Kari Takko	30

G
A
AS
H
U
T
O
U
T
SM
I
N
U
T
E
SA
S
S
I
S
T
SP
I
M

DALLAS STARS HOCKEY CLUB

SEASONAL ATTENDANCE FIGURES // DALLAS STARS HOCKEY CLUB

SEASON	TOTAL	AVERAGE	PLAYOFF TOTAL	PLAYOFF AVERAGE
1967-68	438,891	11,861	48,896	9,779
1968-69	490,940	12,919	---	---
1969-70	544,061	14,317	44,329	14,776
1970-71	565,616	14,503	91,385	15,231
1971-72	597,461	15,319	62,497	15,624
1972-73	595,290	15,264	46,760	15,587
1973-74	589,752	15,251	---	---
1974-75	543,460	13,587	---	---
1975-76	386,229	9,655	---	---
1976-77	363,325	9,083	15,503	15,503
1977-78	346,631	8,666	---	---
1978-79	428,899	10,722	---	---
1979-80	523,773	13,094	105,194	15,028
1980-81	567,199	14,180	126,272	15,784
1981-82	608,797	15,220	31,243	15,621
1982-83	579,403	14,485	61,617	15,404
1983-84	574,206	14,355	136,886	15,210
1984-85	539,218	13,480	57,884	14,471
1985-86	528,622	13,215	42,380	14,127
1986-87	540,460	13,512	---	---
1987-88	457,617	11,440	---	---
1988-89	391,787	9,795	19,286	9,643
1989-90	454,147	11,354	43,271	14,427
1990-91	313,522	7,838	164,097	14,918
1991-92	538,860	13,447	41,739	13,913
1992-93	556,397	13,910	---	---
1993-94	660,909	16,119	67,656	16,914
1994-95	401,499	16,729	32,218	16,109
1995-96	638,456	15,572	---	---
1996-97	655,878	15,997	67,190	16,798
1997-98	675,053	16,465	152,352	16,928
1998-99	693,225	16,908	204,012	17,001
1999-00	697,041	17,001	221,013	17,001
2000-01	697,041	17,001	85,005	17,001
2001-02	759,812	18,532	---	---
2002-03	759,812	18,532	111,192	18,532
2003-04	752,556	18,355	37,064	18,532
2004-05	---	---	---	---
2005-06	730,979	17,829	55,596	18,532
2006-07	734,508	17,915	55,664	18,555
2007-08	739,585	18,039	166,892	18,543
2008-09	723,322	17,642	---	---
2009-10	705,817	17,215	---	---
2010-11	617,997	15,073	---	---
2011-12	590,309	14,398	---	---
2012-13	409,521	17,064	---	---
2013-14	601,008	14,658	57,405	19,135
2014-15	711,358	17,350	---	---
2015-16	755,175	18,419	131,116	18,731
2016-17	742,163	18,101	---	---
2017-18	742,511	18,110	---	---
2018-19	745,314	18,178	---	---
TOTAL	30,005,412	14,856	2,583,614	16,148

1967-1993: Met Center (Bloomington, Minnesota) - 15,000 Capacity

1993-2001: Reunion Arena (Dallas, Texas) - 17,001 Capacity

2001-Present: American Airlines Center (Dallas, Texas) - 18,532 Capacity

DALLAS STARS HOCKEY CLUB // TOP-50 FRANCHISE POINTS LEADERS

RANK	PLAYER	GP	G	A	PTS	FROM	TO
1	Mike Modano	1,459	557	802	1,359	1989-1990	2009-2010
2	Neal Broten	992	274	593	867	1980-1981	1996-1997
3	Brian Bellows	753	342	380	722	1982-1983	1991-1992
4	Dino Ciccarelli	602	332	319	651	1980-1981	1988-1989
5	Jamie Benn	745	281	368	649	2009-2010	Present
6	Bobby Smith	572	185	369	554	1978-1979	1992-1993
7	Sergei Zubov	839	111	438	549	1996-1997	2008-2009
8	Dave Gagner	609	247	287	534	1987-1988	1995-1996
9	Brenden Morrow	835	243	285	528	1999-2000	2012-2013
10	Jere Lehtinen	875	243	271	514	1995-1996	2009-2010
11	Bill Goldsworthy	670	267	239	506	1967-1968	1976-1977
12	Timothy Young	564	178	316	494	1975-1976	1982-1983
13	Steven Payne	613	228	238	466	1978-1979	1987-1988
14	Tyler Seguin	469	206	258	464	2013-2014	Present
15	Craig Hartsburg	570	98	315	413	1979-1980	1988-1989
16	Mike Ribeiro	461	123	284	407	2006-2007	2011-2012
17	J.P. Parise	588	154	242	396	1967-1968	1978-1979
18	Loui Eriksson	501	150	207	357	2006-2007	2012-2013
19	Daniel Grant	463	176	177	353	1968-1969	1973-1974
20	Joe Nieuwendyk	442	178	162	340	1995-1996	2001-2002
21	Reginald MacAdam	459	138	202	340	1978-1979	1983-1984
22	Darryl Sydor	714	69	265	334	1995-1996	2008-2009
23	Thomas McCarthy	385	146	187	333	1979-1980	1985-1986
24	Dennis Hextall	328	84	216	300	1971-1972	1975-1976
25	Brad Maxwell	471	82	217	299	1977-1978	1986-1987
26	Derian Hatcher	827	71	223	294	1991-1992	2002-2003
27	Ulf Dahlen	369	130	149	279	1989-1990	2002-2003
28	Jude Drouin	319	79	183	262	1970-1971	1974-1975
29	John Klingberg	367	52	207	259	2014-2015	Present
30	Gordon Roberts	555	33	224	257	1980-1981	1987-1988
31	Jamie Langenbrunner	471	95	158	253	1994-1995	2010-2011
32	Glen Sharpley	318	98	138	236	1976-1977	1980-1981
33	Dennis Maruk	309	80	156	236	1978-1979	1988-1989
34	Keith Acton	343	87	148	235	1983-1984	1987-1988
35	Trevor Daley	756	67	164	231	2003-2004	2014-2015
36	Jason Spezza	379	81	147	228	2014-2015	Present
37	Brad Richards	220	70	157	227	2007-2008	2010-2011
38	Lou Nanne	635	68	157	225	1967-1968	1977-1978
39	Steve Ott	566	85	135	220	2002-2003	2011-2012
40	Curt Giles	760	40	177	217	1979-1980	1990-1991
41	Stephane Robidas	704	46	165	211	2002-2003	2013-2014
42	Murray Oliver	371	83	118	201	1970-1971	1974-1975
43	Brett Hull	218	95	101	196	1998-1999	2000-2001
44	Alex Goligoski	385	32	155	187	2010-2011	2015-2016
45	Jason Arnett	236	79	105	184	2001-2002	2005-2006
46	Russ Courtnall	200	66	110	176	1992-1993	1994-1995
47	Richard Matvichuk	733	38	129	167	1992-1993	2003-2004
48	Pat Verbeek	305	72	92	164	1996-1997	2001-2002
49	Ray Cullen	208	71	91	162	1967-1968	1969-1970
50	Brian Lawton	303	71	91	162	1983-1984	1987-1988

ALL-TIME COACHING RECORDS // DALLAS STARS HOCKEY CLUB

REGULAR SEASON

STANLEY CUP PLAYOFFS

COACH	GMS	W	L	T	OTL	PTS	PCT	GMS	W	L	PCT	YEARS
1. Ken Hitchcock	585	319	186	60	20	718	.614	80	47	33	.588	1996-2002
2. Dave Tippett	492	271	156	28	37	607	.617	47	21	26	.447	2002-09
3. Glen Sonmor	421	177	161	83	--	437	.519	47	26	21	.553	1978-87
4. Bob Gainey	415	165	190	60	--	390	.470	44	23	21	.523	1990-96
5. Lindy Ruff	328	165	122	--	41	371	.566	19	9	10	.474	2013-2017
6. Jack Gordon	289	116	123	50	--	282	.488	25	11	14	.440	1970-75
7. Marc Crawford	164	79	60	--	25	183	.558	--	--	--	--	2009-10
8. Lorne Henning	158	68	72	18	--	154	.487	5	2	3	.400	1985-87
9. Glen Gulutzan	130	64	57	--	9	137	.527	--	--	--	--	2011-13
10. Pierre Page	160	63	77	20	--	146	.456	12	4	8	.333	1988-90
11. Wren Blair	147	48	65	34	--	130	.442	14	7	7	.500	1967-70
12. Ted Harris	179	48	104	27	--	123	.344	2	0	2	.000	1975-78
13. Jim Montgomery	82	43	32	--	7	93	.567	--	--	--	--	2018-19
14. Bill Mahoney	93	42	39	12	--	96	.516	16	7	9	.438	1983-84
15. Charlie Burns	86	22	50	14	--	58	.337	6	2	4	.333	1969-70, 74-75
16. Parker MacDonald	61	20	30	11	--	51	.418	--	--	--	--	1973-74
17. Herb Brooks	80	19	48	13	--	51	.319	--	--	--	--	1987-88
18. Murray Oliver	37	18	12	7	--	43	.581	9	4	5	.444	1982-83
19. Rick Wilson	32	13	11	7	1	34	.531	--	--	--	--	2002-02
20. Lou Nanne	29	7	18	4	--	18	.310	--	--	--	--	1978-78
22. John Muckler	35	6	23	6	--	18	.257	--	--	--	--	1968-69
22. Andre Beaulieu	32	6	23	3	--	15	.234	--	--	--	--	1977-78
23. Harry Howell	11	3	6	2	--	8	.364	--	--	--	--	1978-79



DALLAS STARS HOCKEY CLUB // COACHING RECORDS BY SEASON

SEASON	GMS	W	L	T/OTL	PTS	PCT	*FINISH	COACHES
1967-68	74	27	32	15	69	.466	4TH	W. BLAIR (27-32-15)
1968-69	76	18	43	15	51	.336	6TH	W. BLAIR (12-20-9), J. MUCKLER (6-23-6)
1969-70	76	19	35	22	60	.395	3RD	W. BLAIR (9-13-10), C. BURNS (10-22-12)
1970-71	78	28	34	16	72	.462	4TH	J. GORDON (28-34-16)
1971-72	78	37	29	12	86	.551	2ND	J. GORDON (37-29-12)
1972-73	78	37	30	11	85	.545	3RD	J. GORDON (37-30-11)
1973-74	78	23	38	17	63	.404	7TH	J. GORDON (3-8-6), J. MACDONALD (20-30-11)
1974-75	80	23	50	7	53	.331	4TH	J. GORDON (11-22-5), C. BURNS (12-28-2)
1975-76	80	20	53	7	47	.294	4TH	T. HARRIS (20-53-7)
1976-77	80	23	39	18	64	.400	2ND	T. HARRIS (23-39-18)
1977-78	80	18	53	9	45	.281	5TH	T. HARRIS (5-12-2), A. BEAULIEU (6-23-3), L. NANNE (7-18-4)
1978-79	80	28	40	12	68	.425	4TH	H. HOWELL (3-6-2), G. SONMOR (25-34-10)
1979-80	80	36	28	16	88	.550	3RD	G. SONMOR (36-28-16)
1980-81	80	35	28	17	87	.544	3RD	G. SONMOR (35-28-17)
1981-82	80	37	23	20	94	.588	1ST	G. SONMOR (37-23-20)
1982-83	80	40	24	16	96	.600	2ND	G. SONMOR (22-12-9), M. OLIVER (18-12-7)
1983-84	80	39	31	10	88	.550	1ST	B. MAHONEY (39-31-10)
1984-85	80	25	43	12	62	.388	4TH	B. MAHONEY (3-8-2), G. SONMOR (22-35-10)
1985-86	80	38	33	9	85	.531	2ND	L. HENNING (38-33-9)
1986-87	80	30	40	10	70	.438	5TH	L. HENNING (30-39-9), G. SONMOR (0-1-1)
1987-88	80	19	48	13	51	.319	5TH	H. BROOKS (19-48-13)
1988-89	80	27	37	16	70	.438	3RD	P. PAGE (27-37-16)
1989-90	80	36	40	4	76	.475	4TH	P. PAGE (36-40-4)
1990-91	80	27	39	14	68	.425	4TH	B. GAINEY (27-39-14)
1991-92	80	32	42	6	70	.438	4TH	B. GAINEY (32-42-6)
1992-93	84	36	38	10	82	.488	5TH	B. GAINEY (36-38-10)
1993-94	84	42	29	13	97	.577	3RD	B. GAINEY (42-29-13)
1994-95	48	17	23	8	42	.438	5TH	B. GAINEY (17-23-8)
1995-96	82	26	42	14	66	.402	6TH	B. GAINEY (11-19-9), K. HITCHCOCK (15-23-5)
1996-97	82	48	26	8	104	.634	1ST	K. HITCHCOCK (48-26-8)
1997-98	82	49	22	11	109	.665	1ST	K. HITCHCOCK (49-22-11)
1998-99	82	51	19	12	114	.695	1ST	K. HITCHCOCK (51-19-12)
1999-00	82	43	23	16	102	.622	1ST	K. HITCHCOCK (43-23-10-6)
2000-01	82	48	24	10	106	.646	1ST	K. HITCHCOCK (48-24-8-2)
2001-02	82	36	28	18	90	.549	4TH	K. HITCHCOCK (23-17-6-4), R. WILSON (13-11-7-1)
2002-03	82	46	17	19	111	.677	1ST	D. TIPPETT (46-17-15-4)
2003-04	82	41	26	15	97	.591	2ND	D. TIPPETT (41-26-13-2)
2005-06	82	53	23	6	112	.683	1ST	D. TIPPETT (53-23-6)
2006-07	82	50	25	7	107	.652	3RD	D. TIPPETT (50-25-7)
2007-08	82	45	30	7	97	.591	3RD	D. TIPPETT (45-30-7)
2008-09	82	36	35	11	83	.506	3RD	D. TIPPETT (36-35-11)
2009-10	82	37	31	14	88	.537	5TH	M. CRAWFORD (37-31-14)
2010-11	82	42	29	11	95	.579	5TH	M. CRAWFORD (42-29-11)
2011-12	82	42	35	5	89	.543	4TH	G. GULUTZAN (42-35-5)
2012-13	48	22	22	4	48	.500	5TH	G. GULUTZAN (22-22-4)
2013-14	82	40	31	11	91	.555	5TH	L. RUFF (40-31-11)
2014-15	82	41	31	10	92	.561	6TH	L. RUFF (42-31-10)
2015-16	82	50	23	9	109	.665	1ST	L. RUFF (50-23-9)
2016-17	82	34	37	11	79	.482	6TH	L. RUFF (34-37-11)
2017-18	82	42	32	8	92	.561	6TH	K. HITCHCOCK (42-32-8)
2018-19	82	43	32	7	93	.567	4TH	J. MONTGOMERY (43-32-7)
MIN TOTAL	2,062	758	970	334	1,850	.449	* Indicates where club finished within division	
DAL TOTAL	1,984	1,024	695	265	2,293	.579		
TOTAL	4,046	1,782	1,665	599	4,163	.515		

HOME/ROAD FINAL SEASONAL RECORDS // DALLAS STARS HOCKEY CLUB

	HOME							ROAD						
SEASON	GP	W	L	OTL/T	GF	GA	PTS	GP	W	L	OTL/T	GF	GA	PTS
1967-68	37	17	12	8	103	88	42	37	10	20	7	88	138	27
1968-69	38	11	21	6	98	115	28	38	7	22	9	91	155	23
1969-70	38	11	16	11	120	131	33	38	8	19	11	104	126	27
1970-71	39	16	15	8	104	107	40	39	12	19	8	87	116	32
1971-72	39	22	11	6	120	83	50	39	15	18	6	92	108	36
1972-73	39	26	8	5	154	95	57	39	11	22	6	100	135	28
1973-74	39	18	15	6	144	123	42	39	5	23	11	91	152	21
1974-75	40	17	20	3	133	161	37	40	6	30	4	88	180	16
1975-76	40	15	22	3	121	151	33	40	5	31	4	76	152	14
1976-77	40	17	14	9	134	140	43	40	6	25	9	106	170	21
1977-78	40	12	24	4	123	151	28	40	6	29	5	95	174	17
1978-79	40	19	15	6	143	116	44	40	9	25	6	114	173	24
1979-80	40	25	8	7	180	102	57	40	11	20	9	131	151	31
1980-81	40	23	10	7	166	120	53	40	12	18	10	125	143	34
1981-82	40	21	7	12	202	142	54	40	16	16	8	144	146	40
1982-83	40	23	6	11	170	128	57	40	17	18	5	151	162	39
1983-84	40	22	14	4	179	160	48	40	17	17	6	166	184	40
1984-85	40	14	19	7	147	153	35	40	11	24	5	121	168	27
1985-86	40	21	15	4	161	137	46	40	17	18	5	166	168	39
1986-87	40	17	20	3	150	143	37	40	13	20	7	146	171	33
1987-88	40	10	24	6	125	161	26	40	9	24	7	117	188	25
1988-89	40	17	15	8	141	135	42	40	10	22	8	117	143	28
1989-90	40	26	12	2	160	127	54	40	10	28	2	124	164	22
1990-91	40	19	15	6	149	120	44	40	8	24	8	107	146	24
1991-92	40	20	16	4	135	116	44	40	12	26	2	111	162	26
1992-93	42	18	17	7	141	140	43	42	18	21	3	131	153	39
1993-94	42	23	12	7	148	119	53	42	19	17	6	138	146	44
1994-95	24	9	10	5	77	72	23	24	8	13	3	59	63	19
1995-96	41	14	18	9	116	132	37	41	12	24	5	111	148	29
1996-97	41	25	13	3	137	103	53	41	23	13	5	115	95	51
1997-98	41	26	8	7	123	73	59	41	23	14	4	119	94	50
1998-99	41	29	8	4	134	86	62	41	22	11	8	102	82	52
1999-00	41	21	11	9	106	91	51	41	22	12	7	105	93	51
2000-01	41	26	10	5	132	85	57	41	22	14	5	109	102	49
2001-02	41	18	13	10	104	105	46	41	18	15	8	111	108	44
2002-03	41	28	5	8	131	75	64	41	18	12	11	114	94	47
2003-04	41	26	7	8	118	77	60	41	15	19	7	76	98	37
2004-05	-	-	-	-	-	-	-	-	-	-	-	-	-	-
2005-06	41	28	11	2	134	108	58	41	25	12	4	131	110	54
2006-07	41	28	11	2	119	99	58	41	22	14	5	107	98	49
2007-08	41	23	16	2	124	96	48	41	22	14	5	118	111	49
2008-09	41	20	16	5	118	119	45	41	16	19	6	106	132	38
2009-10	41	23	11	7	126	113	53	41	14	20	7	104	131	35
2010-11	41	22	11	8	117	101	52	41	20	18	3	110	132	43
2011-12	41	22	16	3	112	113	47	41	20	19	2	99	109	42
2012-13	24	11	11	2	65	68	24	24	11	11	2	65	74	24
2013-14	41	23	11	7	128	101	53	41	17	20	4	107	127	38
2014-15	41	17	16	8	128	132	42	41	24	15	2	133	128	50
2015-16	41	28	11	2	136	107	58	41	22	12	7	129	121	51
2016-17	41	22	13	6	130	118	50	41	12	24	5	93	144	29
2017-18	41	26	12	3	125	99	55	41	16	20	5	106	123	37
2018-19	41	24	14	3	117	92	51	41	19	18	4	92	108	42
MIN DAL	1031 992	477 462	391 295	163 135	3703 3005	3345 2484	1117 1259	1031 992	281 462	579 400	171 130	2989 2659	4028 2771	733 1054
TOTAL	2023	1039	686	298	6708	5829	2376	2023	743	979	301	5648	6799	178

POWER PLAY

PENALTY KILL

SEASON	GP	ADV	PPGF	%	RANK	SHGA	GP	TS	PPGA	%	RANK	SHGF
1967-68	74	261	55	21.1	2nd/12	8	74	216	29	86.5	2nd/12	1
1968-69	76	246	47	19.1	4th/12	8	76	249	41	83.5	6th/12	3
1969-70	76	274	57	20.8	4th/12	7	76	284	65	77.2	11th/12	10
1970-71	78	259	38	14.7	13th/14	4	78	268	55	79.5	10th/14	6
1971-72	78	262	53	20.2	5th/14	6	78	277	49	82.3	7th/14	4
1972-73	78	237	37	15.6	13th/16	7	78	265	59	77.7	13th/16	1
1973-74	78	207	37	17.9	10th/16	5	78	254	51	79.9	10th/16	5
1974-75	80	293	45	15.4	16th/18	10	80	303	81	73.3	17th/18	3
1975-76	80	331	48	14.5	16th/18	16	80	309	82	73.5	17th/18	2
1976-77	80	339	59	17.4	15th/18	11	80	211	57	73	18th/18	9
1977-78	80	328	49	14.9	17th/18	10	80	218	61	72	16th/18	3
1978-79	80	289	63	21.8	11th/17	9	80	232	48	79.3	5th/17	4
1979-80	80	316	75	23.7	9th/21	7	80	240	43	82.1	5th/21	4
1980-81	80	408	88	21.6	14th/21	13	80	304	64	78.9	7th/21	7
1981-82	80	362	89	24.6	6th/21	9	80	271	49	81.9	1st/21	11
1982-83	80	345	91	26.4	4th/21	20	80	347	67	80.7	7th/21	17
1983-84	80	340	91	26.8	1st/21	8	80	407	89	78.1	10th/21	18
1984-85	80	335	71	21.2	16th/21	14	80	358	88	75.4	17th/21	4
1985-86	80	370	88	23.8	6th/21	12	80	387	80	79.3	7th/21	11
1986-87	80	355	83	23.4	5th/21	18	80	376	92	75.5	19th/21	9
1987-88	80	450	81	18	15th/21	10	80	436	108	75.2	21st/21	10
1988-89	80	392	78	19.9	15th/21	9	80	441	82	81.4	8th/21	17
1989-90	80	386	81	21	11th/21	16	80	397	74	81.4	5th/21	14
1990-91	80	382	76	19.9	T-9th/21	7	80	378	75	80.2	12th/21	9
1991-92	80	446	76	17	21st/22	22	80	417	77	81.5	8th/22	7
1992-93	84	445	85	19.1	13th/24	17	84	455	81	82.2	9th/24	9
1993-94	84	440	81	18.4	15th/26	16	84	428	68	84.1	4th/26	8
1994-95	48	248	39	15.7	19th/26	7	48	218	34	84.4	8th/26	4
1995-96	82	443	67	15.1	23rd/26	20	82	418	82	80.4	21st/26	8
1996-97	82	314	46	14.6	T18th/26	9	82	308	51	83.4	T-14th/26	11
1997-98	82	385	77	20	1st/26	9	82	351	42	88	2nd/26	11
1998-99	82	393	74	18.8	6th/27	4	82	319	43	86.5	6th/27	6
1999-00	82	343	53	15.7	19th/28	9	82	307	33	*89.3	1st/28	9
2000-01	82	367	72	19.6	6th/30	7	82	355	49	86.2	4th/30	7
2001-02	82	350	60	17.1	8th/30	8	82	319	59	81.5	T26th/30	7
2002-03	82	327	62	19	5th/30	6	82	346	50	85.5	5th/30	9
2003-04	82	328	52	15.9	18th/30	11	82	311	44	85.9	4th/30	5
2004-05	-	-	-	-	-	-	-	-	-	-	-	-
2005-06	82	498	88	17.7	T-19th/30	7	82	504	82	83.7	T-10th/30	10
2006-07	82	427	79	18.5	T-7th/30	6	82	377	59	84.4	11th/30	3
2007-08	82	354	64	18.1	13th/30	8	82	352	51	85.5	2nd/30	13
2008-09	82	351	54	15.4	27th/30	4	82	327	70	78.6	24th/30	2
2009-10	82	328	61	18.6	12th/30	8	82	288	65	77.4	27th/30	9
2010-11	82	306	55	18	14th/30	15	82	277	55	80.1	23th/30	10
2011-12	82	244	33	13.5	30th/30	3	82	303	52	82.8	13th/30	5
2012-13	48	171	29	17	18th/30	3	48	179	34	81	17th/30	2
2013-14	82	290	46	15.9	23rd/30	5	82	263	49	81.4	21st/30	8
2014-15	82	290	55	19	12th/30	7	82	254	49	80.7	19th/30	9
2015-16	82	262	58	22.1	5th/30	15	82	248	44	82.3	10th/30	10
2016-17	82	257	46	17.9	20th/30	11	82	249	65	73.9	30th/30	5
2017-18	82	244	47	19.3	19th/31	10	82	281	54	80.8	14th/30	7
2018-19	82	236	44	20.9	T-9th/31	2	82	236	41	82.6	5th/31	4

SEASONAL STREAKS // DALLAS STARS HOCKEY CLUB

SEASON	TOTAL				HOME				ROAD			
	W	P	L	WL	W	P	L	WL	W	P	L	WL
1967-68	4	5	5	8	5	5	3	5	5	6	5	9
1968-69	3	6	8	14	4	4	5	10	1	2	5	8
1969-70	4	6	9	*20(&13)	3	4	*6	*12	3	5	7	17
1970-71	3	4	4	7	3	4	3	5	3	4	3	7
1971-72	6	9	4	6	5	5	2	3	4	6	4	6
1972-73	6	7	4	6	*11	13	3	3	3	4	7	7
1973-74	2	4	5	11	6	8	3	5	1	4	4	9
1974-75	2	5	8	11	7	8	5	5	1	2	7	*23
1975-76	3	4	*10	11	7	7	5	8	1	2	*8	17
1976-77	3	4	5	11	3	5	2	6	1	2	4	13
1977-78	2	3	7	12	3	3	5	10	2	2	6	14
1978-79	4	6	8	8	3	5	5	5	2	3	5	8
1979-80	*7	7	4	8	7	13	2	4	3	4	6	8
1980-81	5	8	5	8	5	10	2	5	2	5	5	7
1981-82	5	12	3	5	4	9	1	4	4	4	4	9
1982-83	5	10	3	5	5	11	2	5	5	5	4	5
1983-84	5	8	4	5	5	7	4	6	3	6	4	5
1984-85	3	4	5	8	2	4	4	5	1	2	5	6
1985-86	5	5	4	6	4	4	2	3	3	3	4	5
1986-87	6	6	5	6	3	4	4	7	3	4	4	4
1987-88	3	4	7	8	2	2	4	5	3	4	*8	9
1988-89	5	6	4	5	3	5	4	4	3	3	4	8
1989-90	4	6	7	8	8	8	3	5	4	4	7	9
1990-91	4	6	4	7	6	13	4	7	2	3	5	8
1991-92	3	3	5	5	4	4	2	4	3	3	6	6
1992-93	5	7	5	9	3	6	4	4	7	7	5	5
1993-94	4	4	3	6	4	11	3	4	7	8	3	5
1994-95	5	5	4	7	3	7	4	6	2	3	4	4
1995-96	3	7	6	7	3	5	4	10	4	4	6	10
1996-97	*7	11	3	4	5	11	2	3	4	7	3	3
1997-98	*7	10	3	5	7	8	2	3	3	6	3	3
1998-99	6	*15	2	4	5	7	2	2	7	*10	3	4
1999-00	4	6	3	5	4	4	4	4	4	7	3	3
2000-01	5	13	3	3	4	8	2	2	6	6	3	4
2001-02	4	6	3	4	3	5	4	6	7	8	3	9
2002-03	4	12	3	5	6	9	2	2	3	*10	3	5
2003-04	5	9	5	7	5	*17	1	3	3	6	5	6
2004-05	-	-	-	-	-	-	-	-	-	-	-	-
2005-06	6	9	3	3	8	8	3	3	5	6	3	3
2006-07	5	7	4	4	6	6	3	3	4	6	4	4
2007-08	*7	8	4	5	5	5	4	4	5	5	3	3
2008-09	5	5	5	7	5	8	*6	6	3	4	4	5
2009-10	2	5	3	3	5	7	2	4	2	7	7	10
2010-11	6	8	5	6	5	13	3	5	*8	8	7	7
2011-12	6	11	5	5	4	5	2	3	6	7	4	4
2012-13	5	5	3	5	3	3	2	3	3	4	3	4
2013-14	3	7	6	6	4	8	3	4	6	6	4	5
2014-15	4	5	4	7	3	4	5	7	4	6	4	4
2015-16	5	7	2	4	6	6	3	4	6	9	3	8
2016-17	3	5	4	4	3	4	2	3	2	3	6	6
2017-18	5	5	8	8	5	5	2	3	3	6	3	8
2018-19	5	6	4	4	5	5	3	3	7	8	4	4

W=Win: 2 points earned in the standings (earned in regulation, OT, SO, not Ties)

P=Points: 1 or 2 points earned in the standings (includes all types of wins, ties, OT or SO losses, but not regulation losses)

L=Lossing: 0 points earned in the standings (includes losses in regulation, not OT/SO losses or ties)

WL= Winless: 0 or 1 point earned in standings (includes regulation losses, OT/SO Losses, ties, not OT/SO Wins or wins in regulation)

LONGEST GOAL SCORING STREAKS

PLAYER	GAMES	DATES	GOALS IN STREAK
Brian Bellows	10 games	Mar. 12 – 31, 1990	12 goals
Bill Goldsworthy	7 games	Feb. 6 – 17, 1971	9 goals
Neal Broten	7 games	Jan. 23 – Feb. 4, 1982	7 goals
Dave Gagner	7 games	Dec. 26 – Jan. 7, 1993	7 goals
Bill Goldsworthy	6 games	Jan. 21 – 31, 1971	6 goals
Danny Grant	6 games	Nov. 3 – 17, 1973	9 goals
Tim Young	6 games	Mar. 19 – 30, 1980	6 goals
Dirk Graham	6 games	Mar. 16 – 26, 1985	6 goals
Mike Modano	6 games	Feb. 29 – Mar. 10, 1992	7 goals
Mike Modano	6 games	Jan. 21 – 31, 1997	7 goals
Mike Modano	6 games	Dec. 2 – 15, 2001	7 goals
Mike Modano	6 games	Jan. 2 – 13, 2002	9 goals
Jere Lehtinen	6 games	Dec. 7 – 19, 2005	7 goals
Jamie Benn	6 games	Mar. 1 – 11, 2011	6 goals
Jason Spezza	6 games	Mar. 1 – 12, 2016	7 goals

DALLAS STARS HOCKEY CLUB // SEASONAL LEADERS BY CATEGORY

SEASON	GOALS	ASSISTS	POINTS	PENALTY MINUTES
1967-68	35 Connelly	35 Boudrias	56 Connelly	90 Balon
1968-69	34 Grant	38 Cullen	65 Grant	151 Goldsworthy
1969-70	36 Goldsworthy	52 Williams	72 Parise	182 Gibbs
1970-71	34 Goldsworthy, Grant	52 Drouin	68 Drouin	132 Gibbs
1971-72	31 Goldsworthy	43 Drouin	62 Goldsworthy	128 Gibbs
1972-73	32 Grant	52 Hextall	82 Hextall	140 Hextall
1973-74	48 Goldsworthy	62 Hextall	82 Hextall	166 O'Brien
1974-75	37 Goldsworthy	57 Hextall	74 Hextall	147 Hextall
1975-76	24 Goldsworthy	53 Hextall	51 Young	187 O'Brien
1976-77	30 Hicke	66 Young	96 Young	116 O'Brien
1977-78	23 Young	39 Eriksson	60 Eriksson	105 Engele
1978-79	30 B. Smith	44 B. Smith	74 B. Smith	147 G. Smith
1979-80	42 MacAdam, Payne	56 B. Smith	93 MacAdam	126 Maxwell
1980-81	30 Payne	64 B. Smith	93 B. Smith	128 G. Smith
1981-82	55 Ciccarelli	71 B. Smith	114 B. Smith	138 Ciccarelli
1982-83	37 Ciccarelli	53 B. Smith	77 B. Smith, N. Broten	170 Platt
1983-84	41 Bellows	61 N. Broten	89 N. Broten	316 Platt
1984-85	29 Payne	41 Maruk	62 Bellows	232 Snepsts
1985-86	44 Ciccarelli	76 N. Broten	105 N. Broten	231 Platt
1986-87	52 Ciccarelli	51 Ciccarelli	103 Ciccarelli	261 Platt
1987-88	41 Ciccarelli	45 Ciccarelli	86 Ciccarelli	392 McRae
1988-89	35 Gagner	43 Gagner	78 Gagner	265 McRae
1989-90	55 Bellows	62 N. Broten	99 Bellows	351 McRae
1990-91	40 Gagner	56 N. Broten	82 Gagner	284 Churla
1991-92	36 Dahlen	45 Bellows	77 Modano	278 Churla
1992-93	36 Courtinall	60 Modano	93 Modano	286 Churla
1993-94	50 Modano	57 Courtinall	93 Modano	333 Churla
1994-95	14 Gagner	29 Gagner	42 Gagner	186 Churla
1995-96	36 Modano	45 Modano	81 Modano	176 Huard
1996-97	35 Modano	48 Modano	83 Modano	142 Harvey
1997-98	39 Nieuwendyk	47 Zubov	69 Nieuwendyk	170 Verbeek
1998-99	34 Modano	47 Modano	81 Modano	133 Verbeek
1999-00	38 Modano	43 Modano	81 Modano	81 Morrow
2000-01	39 Hull	51 Modano	84 Modano	128 Morrow
2001-02	34 Modano	43 Modano	77 Modano	109 Morrow
2002-03	31 Lehtinen	57 Modano	85 Modano	134 Morrow
2003-04	34 Guerin	36 Arnott	69 Guerin	152 Ott
2004-05	-	-	-	-
2005-06	33 Lehtinen	58 Zubov	77 Modano	183 Morrow
2006-07	26 Lehtinen	42 Zubov	59 Ribeiro	127 Barnaby
2007-08	32 Morrow	56 Ribeiro	83 Ribeiro	147 Ott
2008-09	36 Eriksson	56 Ribeiro	78 Ribeiro	135 Ott
2009-10	29 Eriksson	67 Richards	91 Richards	153 Ott
2010-11	33 Morrow	67 Ribeiro	77 Richards	183 Ott
2011-12	35 Ryder	43 Ribeiro, Eriksson	71 Richards	156 Ott
2012-13	12 Benn, Eriksson	24 Goligoski	33 Benn	85 Roussel
2013-14	37 Seguin	47 Seguin	84 Seguin	209 Roussel
2014-15	37 Seguin	52 Benn	87 Benn** (led NHL)	148 Roussel
2015-16	41 Benn	48 Benn	89 Benn	123 Roussel
2016-17	26 Benn, Seguin	46 Seguin	72 Seguin	115 Roussel
2017-18	40 Seguin	59 Klingberg	79 Benn	126 Roussel
2018-19	33 Seguin	47 Seguin	80 Seguin	69 Polak

SEASON	POWER PLAY GOALS	GAME WINNING GOALS	GOALIE WINS	GOALS AGAINST AVERAGE
1967-68	14 Connelly	8 Connelly	22 Maniago	2.77 Maniago
1968-69	11 Grant	3 Three players	18 Maniago	3.3 Maniago
1969-70	14 Grant	4 Goldsworthy	9 Maniago	2.65 Worsley
1970-71	12 Grant	7 Goldsworthy	19 Maniago	2.49 Worsley
1971-72	7 Three players	8 Goldsworthy	20 Maniago	2.12 Worsley
1972-73	8 Goldsworthy	8 Grant	21 Maniago	2.88 Worsley
1973-74	8 Goldsworthy	4 Goldsworthy	12 Maniago	3.22 Worsley
1974-75	11 Goldsworthy	3 Goldsworthy	11 Maniago	4.19 LoPresti
1975-76	6 Three players	4 Hicke	13 Maniago	3.35 Maniago
1976-77	10 Three players	6 Sharpley	13 Maniago	3.61 LoPresti
1977-78	12 Brat Maxwell	7 Sharpley	12 LoPresti	3.82 Harrison
1978-79	9 B. Smith	5 Young	20 Meloche	3.82 Meloche
1979-80	16 Payne	5 Young, McCarthy	27 Meloche	3.06 Meloche
1980-81	13 B. Smith	7 Smith	18 Beupre	3.2 Beupre
1981-82	20 Ciccarelli, B. Smith	4 Four players	26 Meloche	3.47 Meloche
1982-83	15 Bellows	4 Three players	20 Meloche	3.57 Meloche
1983-84	16 McCarthy, Ciccarelli	7 McCarthy	21 Meloche	4.12 Beupre
1984-85	14 Payne	4 Payne	10 Meloche, Beupre	3.69 Beupre
1985-86	19 Ciccarelli	7 Biigstad	25 Beupre	3.55 Beupre
1986-87	22 Ciccarelli	5 Ciccarelli, MacLellan	17 Beupre	3.44 Takko
1987-88	21 Bellows	4 Bellows, MacLellan	10 Beupre	3.71 Casey
1988-89	11 Gagner	5 Ciccarelli	18 Casey	3.06 Casey
1989-90	21 Bellows	9 Bellows	31 Casey	2.22 Casey
1990-91	20 Gagner	5 Gagner	21 Casey	2.98 Casey
1991-92	17 Gagner	8 Modano	19 Casey	3.28 Wakaluk
1992-93	17 Gagner	7 Modano	26 Casey	3.33 Casey
1993-94	18 Modano	6 Gagner	24 Moog	2.64 Wakaluk
1994-95	7 Gagner	3 Donnelly, Klatt	10 Moog	2.44 Moog
1995-96	13 Adams	4 Modano	13 Moog	2.99 Moog
1996-97	9 Modano	4 Modano	28 Moog	2.15 Moog
1997-98	14 Nieuwendyk	11 Nieuwendyk	37 Belfour	1.88 Belfour
1998-99	15 Hull	11 Hull	35 Belfour	1.99 Belfour
1999-00	11 Modano, Hull	8 Modano	32 Belfour	2.1 Belfour
2000-01	12 Nieuwendyk	8 Hull	35 Belfour	1.9 Turco
2001-02	8 Zubov	5 Two players	21 Belfour	2.09 Turco
2002-03	11 Guerin	6 Modano, Arnott	31 Turco	1.72 Turco
2003-04	9 Morrow, Guerin	10 Guerin	37 Turco	1.98 Turco
2004-05	-	-	-	-
2005-06	14 Lehtinen	6 Lehtinen	41 Turco	2.55 Turco
2006-07	12 Boucher	7 Modano	38 Turco	2.23 Turco, Smith
2007-08	12 Morrow	8 Hagman	32 Turco	2.31 Turco
2008-09	9 Neal	5 Brunstrom	33 Turco	2.81 Turco
2009-10	13 Richards	4 Eriksson, Neal	22 Turco	2.72 Turco
2010-11	10 Eriksson	6 Eriksson	34 Lehtonen	2.55 Lehtonen
2011-12	7 Ryder	7 Benn	32 Lehtonen	2.33 Lehtonen
2012-13	6 Jagr	3 Three players	15 Lehtonen	2.46 Lehtonen
2013-14	11 Seguin	8 Seguin	33 Lehtonen	2.41 Lehtonen
2014-15	13 Seguin	6 Benn, Eakin	34 Lehtonen	2.38 Enroth
2015-16	17 Benn	7 Spezza	25 Lehtonen, Niemi	2.67 Niemi
2016-17	12 Benn	4 Spezza, Benn, Seguin	22 Lehtonen	3.31 Lehtonen
2017-18	14 Seguin	7 Benn	26 Bishop	2.49 Bishop
2018-19	9 Seguin	8 Seguin	27 Bishop	1.98 Bishop

GOALTENDERS: SEASON-BY-SEASON // DALLAS STARS HOCKEY CLUB

SEASON	GOALTENDER	GP	W	L	OTL/T	SA	SV	SV%	GAA	SO	A
1967-68	Cesare Maniago	52	22	16	9	-	-	-	2.77	6	0
	Garry Bauman	26	4	13	5	-	-	-	3.47	0	0
	Carl Wetzel	5	1	3	1	-	-	-	4.01	0	0
1968-69	Cesare Maniago	64	18	34	10	-	-	-	3.30	1	0
	Garry Bauman	7	0	2	1	-	-	-	4.34	0	0
	Fern Rivard	13	0	7	4	-	-	-	4.38	0	0
1969-70	Cesare Maniago	50	9	24	16	-	-	-	3.39	2	0
	Gump Worsley	8	5	1	1	-	-	-	2.65	1	0
	Fern Rivard	14	3	5	5	-	-	-	3.15	1	0
	Ken Broderick	7	2	4	0	-	-	-	4.33	0	0
	Gilles Gilbert	1	0	1	0	-	-	-	6.00	0	0
1970-71	Cesare Maniago	40	19	15	6	-	-	-	2.70	5	1
	Gilles Gilbert	17	5	9	2	-	-	-	3.80	0	0
	Gump Worsley	24	4	10	8	-	-	-	2.50	0	0
1971-72	Cesare Maniago	43	20	17	4	-	-	-	2.65	3	0
	Gump Worsley	34	16	10	7	-	-	-	2.12	2	1
	Gilles Gilbert	4	1	2	1	-	-	-	3.03	0	0
1972-73	Cesare Maniago	47	21	18	6	-	-	-	2.89	5	0
	Gilles Gilbert	22	10	10	2	-	-	-	3.05	2	0
	Gump Worsley	12	6	2	3	-	-	-	2.88	0	0
1973-74	Cesare Maniago	40	12	18	10	-	-	-	3.48	1	0
	Gump Worsley	29	8	14	5	-	-	-	3.22	0	0
	Fern Rivard	13	3	6	2	-	-	-	4.28	1	0
1974-75	Cesare Maniago	37	11	21	4	-	-	-	4.20	1	0
	Pete LoPresti	35	9	20	3	-	-	-	4.19	1	0
	Fern Rivard	15	3	9	0	-	-	-	4.24	0	0
1975-76	Cesare Maniago	47	13	27	5	-	-	-	3.35	2	0
	Pete LoPresti	34	7	22	1	-	-	-	4.13	1	0
	Paul Harrison	6	0	4	1	-	-	-	5.47	0	0
1976-77	Pete LoPresti	44	13	20	10	-	-	-	3.61	1	1
	Gary Smith	36	10	17	8	-	-	-	3.99	1	0
	Paul Harrison	2	0	2	0	-	-	-	5.50	0	0
1977-78	Pete LoPresti	53	12	35	6	-	-	-	4.23	2	2
	Paul Harrison	27	6	16	2	-	-	-	3.82	1	0
	Gary Smith	3	0	2	1	-	-	-	3.00	0	0
1978-79	Gilles Meloche	53	20	25	7	-	-	-	3.33	2	1
	Gary Edwards	25	6	11	5	-	-	-	3.72	0	1
	Pete LoPresti	7	2	4	0	-	-	-	4.87	0	0
1979-80	Gilles Meloche	54	27	20	5	-	-	-	3.06	1	1
	Gary Edwards	26	9	7	10	-	-	-	3.20	0	0
	Steve Janaszak	1	0	0	1	-	-	-	2.00	0	0
	Jean-Louis Levasseur	1	0	1	0	-	-	-	7.00	0	0
1980-81	Don Beaupre	44	18	14	11	-	-	-	3.20	0	1
	Gilles Meloche	38	17	14	6	-	-	-	3.25	2	0
1981-82	Gilles Meloche	51	26	15	9	-	-	-	3.47	1	1
	Don Beaupre	29	11	8	9	-	-	-	3.54	0	0
	Lindsay Middlebrook	3	0	0	2	-	-	-	3.00	0	0

SEASON	GOALTENDER	GP	W	L	OTL/T	SA	SV	SV%	GAA	SO	A
1982-83	Gilles Meloche	47	20	13	11	-	-	-	3.57	1	1
	Don Beaupre	36	19	10	5	-	-	-	3.58	0	2
	Markus Mattsson	2	1	1	0	-	-	-	3.60	1	0
1983-84	Giles Meloche	52	21	17	8	1,524	1,323	.873	4.18	2	1
	Don Beaupre	33	16	13	2	971	848	.873	4.12	0	0
	Jon Casey	2	1	0	0	59	53	.898	4.29	0	0
	Jim Craig	3	1	1	0	56	47	.839	4.91	0	0
1984-85	Giles Meloche	32	10	13	6	949	843	.879	3.80	0	0
	Don Beaupre	31	10	17	3	934	825	.883	3.69	1	0
	Roland Melanson	20	5	10	3	587	509	.867	4.10	0	0
	Mike Sands	3	0	3	0	88	74	.841	6.04	0	0
1985-86	Don Beaupre	52	25	20	6	1,690	1,508	.892	3.55	1	0
	Jon Casey	26	11	11	1	789	698	.885	3.89	0	0
	Roland Melanson	6	2	1	2	175	151	.863	4.43	0	0
	Kari Takko	1	0	1	0	34	31	.912	3.00	0	0
1986-87	Don Beaupre	47	17	20	6	1,439	1,265	.879	3.98	1	0
	Kari Takko	38	13	18	4	1,061	942	.888	3.44	0	0
	Mike Sands	3	0	2	0	104	92	.885	4.42	0	0
1987-88	Don Beaupre	43	10	22	3	1,257	1,096	.872	4.22	0	0
	Kari Takko	37	8	19	6	1,070	927	.866	4.47	1	0
	Jon Casey	14	1	7	4	348	307	.882	3.71	0	0
1988-89	Jon Casey	55	18	17	12	1,509	1,358	.900	3.06	1	1
	Kari Takko	32	8	15	4	922	829	.899	3.48	0	0
	Jarmo Myllys	6	1	4	0	138	116	.841	5.55	0	0
	Don Beaupre	1	0	1	0	26	23	.885	3.05	0	0
1989-90	Jon Casey	61	31	22	4	1,757	1,574	.896	3.22	3	3
	Kari Takko	21	4	12	0	482	414	.859	4.03	0	1
	Daniel Berthiaume	5	1	3	0	104	90	.865	3.5	0	0
	Jarmo Myllys	4	0	3	0	83	67	.807	6.15	0	0
1990-91	Jon Casey	55	21	20	11	1,450	1,292	.891	2.98	3	2
	Bryan Hayward	26	6	15	3	674	597	.886	3.14	2	0
	Jarmo Myllys	2	0	2	0	57	49	.860	6.15	0	0
	Kari Takko	2	0	2	0	74	62	.838	6.05	0	0
1991-92	Jon Casey	52	19	23	5	1,401	1,236	.882	3.4	2	2
	Darcy Wakaluk	36	13	19	1	874	770	.881	3.28	1	0
1992-93	Jon Casey	60	26	26	5	1,683	1,490	.885	3.33	3	3
	Darcy Wakaluk	29	10	12	5	803	706	.879	3.65	1	3
1993-94	Andy Moog	55	24	20	7	1,604	1,434	.894	3.27	2	1
	Darcy Wakaluk	36	18	9	6	978	890	.910	2.64	3	2
1994-95	Andy Moog	31	10	12	7	846	774	.915	2.44	2	1
	Darcy Wakaluk	15	4	8	0	341	301	.883	3.18	2	0
	Mike Torchia	6	3	2	1	172	154	.895	3.30	0	0
	Manny Fernandez	1	0	1	0	27	24	.889	3.05	0	0
1995-96	Andy Moog	41	13	19	7	1,106	995	.900	2.99	1	0
	Darcy Wakaluk	37	9	16	5	975	869	.891	3.39	1	0
	Allan Bester	10	4	5	1	297	267	.899	3.00	0	0
	Mike Fernandez	5	0	1	1	121	102	.843	4.58	0	0
	Jordan Willis	1	0	1	0	14	13	.929	3.16	0	0

GOALTENDERS: SEASON-BY-SEASON // DALLAS STARS HOCKEY CLUB

SEASON	GOALTENDER	GP	W	L	OTL/T	SA	SV	SV%	GAA	SO	A
1996-97	Andy Moog	48	28	13	5	1,121	1,023	.913	2.15	3	1
	Arturs Irbe	35	17	12	3	825	737	.893	2.69	3	2
	Roman Turek	6	3	1	0	129	120	.930	2.05	0	0
1997-98	Ed Belfour	61	37	32	10	1,335	1,233	.916	1.88	9	0
	Roman Turek	23	11	10	1	496	447	.901	2.22	1	0
	Manny Fernandez	2	1	0	0	35	33	.943	1.74	0	0
1998-99	Ed Belfour	61	35	15	9	1,373	1,256	.915	1.99	5	0
	Manny Fernandez	1	0	1	0	29	27	.931	2.00	0	0
	Roman Turek	26	16	3	3	562	514	.915	2.08	1	0
1999-00	Ed Belfour	62	32	21	7	1,571	1,444	.919	2.10	4	3
	Manny Fernandez	24	11	8	3	603	555	.920	2.13	1	2
2000-01	Ed Belfour	63	35	20	7	1,508	1,364	.905	2.34	8	1
	Marty Turco	26	13	6	1	532	492	.925	1.90	3	0
2001-02	Ed Belfour	60	21	27	11	1,458	1,305	.895	2.65	1	5
	Marty Turco	31	15	6	2	670	617	.921	2.09	2	0
2002-03	Marty Turco	55	31	10	10	1,359	1,267	.932	1.72	7	3
	Ron Tugnutt	31	15	10	5	672	602	.896	2.47	4	0
	Corey Hirsch	2	0	1	0	39	35	.897	2.47	0	0
2003-04	Marty Turco	73	37	21	13	1,648	1,504	.913	1.98	9	1
	Ron Tugnutt	11	3	7	0	220	198	.900	2.41	1	0
	Dan Ellis	1	1	0	0	28	25	.893	3.00	0	0
2005-06	Marty Turco	68	41	19	5	1,624	1,458	.898	2.55	3	2
	Johan Hedberg	19	12	4	1	472	424	.898	2.67	0	2
2006-07	Marty Turco	67	38	20	5	1,564	1,424	.910	2.23	6	4
	Mike Smith	23	12	5	2	511	466	.912	2.23	3	0
2007-08	Marty Turco	62	32	21	6	1,543	1,403	.909	2.31	3	3
	Mike Smith	21	12	9	0	510	462	.906	2.46	2	0
	Johan Holmqvist	2	1	0	0	35	30	.857	3.75	0	0
	Tobias Stephan	1	0	0	1	40	38	.950	1.97	0	0
2008-09	Marty Turco	74	33	31	10	1,993	1,790	.898	2.81	3	5
	Tobias Stephan	10	1	3	1	208	181	.870	3.70	0	1
	Matt Climie	3	2	1	0	85	76	.894	2.92	0	0
	Brent Krahn	1	0	0	0	9	6	.667	9.00	0	0
2009-10	Marty Turco	53	22	20	11	1,605	1,465	.913	2.72	4	4
	Alex Auld	21	9	6	3	558	499	.894	3.00	0	2
	Kari Lehtonen	12	6	4	0	350	319	.911	2.81	0	1
	Matt Climie	1	1	0	1	38	33	.868	5.00	0	0
2010-11	Kari Lehtonen	69	34	24	11	2,043	1,868	.914	2.55	3	6
	Andrew Raycroft	19	8	5	0	446	406	.910	2.83	2	0
	Richard Bachman	1	0	0	0	4	4	1.000	0.00	0	0
2011-12	Kari Lehtonen	59	32	22	4	1,739	1,603	.922	2.33	4	3
	Richard Bachman	18	8	5	1	477	434	.910	2.77	1	1
	Andrew Raycroft	10	2	8	0	303	272	.898	3.52	0	0
2012-13	Kari Lehtonen	36	15	14	3	1,050	962	.916	2.66	1	2
	Richard Bachman	13	13	6	5	288	255	.885	3.25	0	0
	Cristopher Nilstorp	5	1	3	1	146	131	.897	3.09	0	0
2013-14	Kari Lehtonen	65	33	20	10	1888	1735	.919	2.41	5	4
	Dan Ellis	14	5	6	0	349	314	.900	3.04	1	1
	Tim Thomas	8	2	4	1	184	166	.902	2.97	0	0
	Cristopher Nilstorp	1	0	0	0	17	14	.824	4.62	0	0
	Jack Campbell	1	0	1	0	47	41	.872	6.00	0	0

SEASON	GOALTENDER	GP	W	L	OTL/T	SA	SV	SV%	GAA	SO	A
2014-15	Kari Lehtonen	65	34	17	10	1875	1694	.903	2.94	5	3
	Jhonas Enroth	13	5	5	0	267	242	.906	2.38	1	0
	Anders Lindback	10	2	8	0	256	224	.875	3.71	0	1
	Jussi Rynnas	2	0	1	0	44	37	.841	4.57	0	0
2015-16	Antti Niemi	48	25	13	7	1246	1128	.905	2.67	3	2
	Kari Lehtonen	43	25	10	2	1121	1016	.906	2.76	2	3
2016-17	Kari Lehtonen	59	22	25	7	1546	1395	.902	2.85	3	1
	Antti Niemi	37	12	12	4	880	785	.892	3.30	0	0
2017-18	Ben Bishop	53	26	17	5	1437	1317	.916	2.49	5	1
	Kari Lehtonen	37	15	14	3	946	863	.912	2.56	1	0
	Mike McKenna	2	1	1	0	50	45	.900	2.96	0	0
2018-19	Ben Bishop	46	27	15	2	1323	1236	.934	1.98	7	2
	Anton Khudobin	41	16	17	5	1232	1137	.923	2.57	2	0
	Landon Bow	2	0	0	0	19	18	.947	1.03	0	0



SHUTOUT WINS // DALLAS STARS HOCKEY CLUB

DATE	SCORE	GOALTENDER	DATE	SCORE	GOALTENDER
December 13, 1967	MIN 4 vs. LAK 0	Cesare Maniago	November 14, 1992	MIN 3 vs. CHI 0	Jon Casey
December 15, 1967	MIN 3 @ LAK 0	Cesare Maniago	February 11, 1993	MIN 1 @ TBL 0	Darcy Wakaluk
December 16, 1967	MIN 1 @ CA 0	Cesare Maniago	April 3, 1993	MIN 3 @ LAK 0	Jon Casey
January 3, 1968	MIN 6 vs. LAK 0	Cesare Maniago	October 16, 1993	DAL 4 vs. STL 0	Andy Moog
January 25, 1968	MIN 3 @ PHI 0	Cesare Maniago	November 11, 1993	DAL 4 vs. SJS 0	Darcy Wakaluk
March 23, 1968	MIN 3 vs. PIT 0	Cesare Maniago	December 29, 1993	DAL 4 vs. TOR 0	Darcy Wakaluk
November 2, 1968	MIN 2 @ STL 0	Cesare Maniago	January 6, 1994	DAL 8 vs. PHI 0	Darcy Wakaluk
October 11, 1969	MIN 4 vs. PHI 0	Cesare Maniago	February 28, 1995	DAL 4 @ WPG 0	Darcy Wakaluk
March 1, 1970	MIN 8 vs. TOR 0	Cesare Maniago	March 3, 1995	DAL 4 vs. ANA 0	Darcy Wakaluk
April 4, 1970	MIN 1 @ PHI 0	Gump Worsley	April 7, 1995	DAL 2 @ ANA 0	Andy Moog
November 21, 1970	MIN 3 vs. BUF 0	Cesare Maniago	April 16, 1995	DAL 2 vs. CHI 0	Andy Moog
December 12, 1970	MIN 1 @ PIT 0	Cesare Maniago	October 24, 1995	DAL 3 vs. BUF 0	Darcy Wakaluk
January 17, 1971	MIN 2 @ DET 0	Cesare Maniago	November 25, 1995	DAL 2 vs. NJD 0	Andy Moog
March 10, 1971	MIN 4 vs. STL 0	Cesare Maniago	October 19, 1996	DAL 2 vs. TOR 0	Andy Moog
October 20, 1971	MIN 7 vs. VAN 0	Cesare Maniago	October 30, 1996	DAL 2 vs. BUF 0	Andy Moog
October 28, 1971	MIN 2 vs. PIT 0	Cesare Maniago	December 15, 1996	DAL 4 @ OTT 0	Andy Moog
November 7, 1971	MIN 3 @ PHI 0	Gump Worsley	February 5, 1997	DAL 4 vs. TBL 0	Arturs Irbe
February 20, 1972	MIN 2 vs. PIT 0	Cesare Maniago	February 25, 1997	DAL 1 @ CHI 0	Arturs Irbe
March 26, 1972	MIN 5 @ NYR 0	Gump Worsley	March 21, 1997	DAL 2 vs. HFT 0	Arturs Irbe
October 18, 1972	MIN 6 @ ATL 0	Cesare Maniago	October 10, 1997	DAL 7 vs. CHI 0	Ed Belfour
November 11, 1972	MIN 3 vs. NYI 0	Gilles Gilbert	October 16, 1997	DAL 4 vs. FLA 0	Ed Belfour
November 25, 1972	MIN 3 @ LAK 0	Cesare Maniago	October 24, 1997	DAL 2 @ CHI 0	Ed Belfour
November 29, 1972	MIN 5 vs. ATL 0	Cesare Maniago	November 16, 1997	DAL 4 @ ANA 0	Ed Belfour
December 9, 1972	MIN 7 vs. DET 0	Cesare Maniago	November 22, 1997	DAL 2 @ BOS 0	Ed Belfour
January 16, 1973	MIN 1 @ NYI 0	Gilles Gilbert	November 24, 1997	DAL 5 vs. ANA 0	Ed Belfour
March 3, 1973	MIN 3 vs. ATL 0	Cesare Maniago	December 10, 1997	DAL 3 vs. TBL 0	Ed Belfour
December 8, 1973	MIN 3 vs. DET 0	Fern Rivard	February 4, 1998	DAL 1 vs. PHI 0	Roman Turek
December 26, 1973	MIN 1 vs. NYI 0	Cesare Maniago	February 28, 1998	DAL 4 vs. PHX 0	Ed Belfour
October 12, 1974	MIN 6 vs. WSH 0	Cesare Maniago	November 27, 1998	DAL 4 vs. WSH 0	Ed Belfour
February 18, 1975	MIN 5 vs. PHI 0	Pete LoPresti	December 2, 1998	DAL 3 @ SJS 0	Ed Belfour
October 29, 1975	MIN 2 vs. KC 0	Pete LoPresti	December 28, 1998	DAL 1 vs. NSH 0	Ed Belfour
December 6, 1975	MIN 4 vs. KC 0	Cesare Maniago	February 28, 1999	DAL 1 vs. LAK 0	Ed Belfour
January 10, 1976	MIN 2 vs. STL 0	Cesare Maniago	March 12, 1999	DAL 4 vs. ANA 0	Ed Belfour
February 6, 1977	MIN 3 @ CHI 0	Gary Smith	March 28, 1999	DAL 3 @ NSH 0	Roman Turek
February 26, 1977	MIN 3 vs. VAN 0	Pete LoPresti	October 2, 1999	DAL 2 vs. ANA 0	Ed Belfour
October 26, 1977	MIN 3 vs. BOS 0	Pete LoPresti	February 3, 2000	DAL 2 @ PHX 0	Ed Belfour
December 27, 1977	MIN 1 vs. STL 0	Pete LoPresti	February 16, 2000	DAL 3 vs. NSH 0	Manny Fernandez
January 28, 1978	MIN 4 @ WSH 0	Paul Harrison	March 1, 2000	DAL 2 vs. PHI 0	Ed Belfour
December 6, 1978	MIN 4 vs. LAK 0	Gilles Meloche	October 14, 2000	DAL 3 vs. WSH 0	Ed Belfour
December 9, 1978	MIN 3 vs. COL 0	Gilles Meloche	November 1, 2000	DAL 4 vs. CBJ 0	Ed Belfour
December 26, 1979	MIN 6 vs. WPG 0	Gilles Meloche	November 11, 2000	DAL 2 vs. MTL 0	Ed Belfour
January 3, 1981	MIN 3 vs. WSH 0	Gilles Meloche	November 17, 2000	DAL 1 @ DET 0	Ed Belfour
April 4, 1981	MIN 5 @ STL 0	Gilles Meloche	November 22, 2000	DAL 1 @ NSH 0	Ed Belfour
October 10, 1981	MIN 7 vs. NYR 0	Gilles Meloche	November 24, 2000	DAL 3 vs. CBJ 0	Ed Belfour
November 11, 1982	MIN 2 vs. NYI 0	Gilles Meloche	December 10, 2000	DAL 1 @ ANA 0	Ed Belfour
January 12, 1983	MIN 7 @ PIT 0	Markus Mattsson	January 6, 2001	DAL 4 @ BOS 0	Marty Turco
November 15, 1983	MIN 6 vs. NJD 0	Gilles Meloche	March 13, 2001	DAL 3 @ CHI 0	Marty Turco
January 7, 1984	MIN 2 vs. VAN 0	Gilles Meloche	March 21, 2001	DAL 8 vs. ANA 0	Ed Belfour
December 26, 1984	MIN 4 vs. WPG 0	Don Beaupre	March 31, 2001	DAL 2 @ CGY 0	Marty Turco
March 11, 1986	MIN 4 vs. EDM 0	Don Beaupre	November 2, 2001	DAL 3 vs. NSH 0	Ed Belfour
January 20, 1987	MIN 5 vs. BUF 0	Don Beaupre	November 29, 2001	DAL 3 @ CGY 0	Marty Turco
March 18, 1989	MIN 3 vs. BUF 0	Jon Casey	December 7, 2001	DAL 5 vs. EDM 0	Marty Turco
October 12, 1989	MIN 3 vs. STL 0	Jon Casey	October 15, 2002	DAL 3 vs. EDM 0	Marty Turco
November 4, 1989	MIN 3 vs. CHI 0	Jon Casey	November 6, 2002	DAL 4 vs. VAN 0	Marty Turco
November 18, 1989	MIN 3 vs. STL 0	Jon Casey	November 22, 2002	DAL 4 @ ANA 0	Marty Turco
October 24, 1990	MIN 3 vs. HFT 0	Jon Casey	November 27, 2002	DAL 5 vs. MIN 0	Marty Turco
November 3, 1990	MIN 2 @ QUE 0	Jon Casey	December 15, 2002	DAL 5 @ CHI 0	Marty Turco
December 8, 1990	MIN 7 vs. PHI 0	Brian Hayward	December 27, 2002	DAL 4 @ FLA 0	Ron Tugnutt
January 8, 1991	MIN 3 @ NYI 0	Brian Hayward	February 23, 2003	DAL 3 @ CHI 0	Ron Tugnutt
February 16, 1991	MIN 3 @ DET 0	Jon Casey	March 9, 2003	DAL 3 vs. SJS 0	Ron Tugnutt
October 26, 1991	MIN 4 vs. BOS 0	Jon Casey	March 11, 2003	DAL 2 @ CBJ 0	Ron Tugnutt
November 12, 1991	MIN 7 vs. TOR 0	Jon Casey	March 31, 2003	DAL 3 vs. BUF 0	Marty Turco
February 7, 1992	MIN 2 @ BUF 0	Darcy Wakaluk	April 6, 2003	DAL 2 vs. NSH 0	Marty Turco
November 5, 1992	MIN 3 vs. NYI 0	Jon Casey	November 28, 2003	DAL 2 vs. NJD 0	Marty Turco

DATE	SCORE	GOALTENDER	DATE	SCORE	GOALTENDER
December 12, 2003	DAL 1 vs. CHI 0	Marty Turco	December 21, 2017	DAL 4 vs. CHI 0	Ben Bishop
January 13, 2004	DAL 3 @ SJS 0	Marty Turco	December 31, 2017	DAL 4 vs. SJS 0	Ben Bishop
January 23, 2004	DAL 2 vs. STL 0	Marty Turco	February 22, 2018	DAL 2 @ LAK 0	Kari Lehtonen
February 4, 2004	DAL 1 vs. CBJ 0	Marty Turco	February 27, 2018	DAL 2 vs. CGY 0	Ben Bishop
February 22, 2004	DAL 4 vs. ANA 0	Marty Turco	October 4, 2018	DAL 3 vs. ARI 0	Ben Bishop
March 7, 2004	DAL 4 vs. SJS 0	Marty Turco	November 16, 2018	DAL 1 vs. BOS 0	Ben Bishop
March 14, 2004	DAL 4 @ CHI 0	Ron Tugnutt	December 18, 2019	DAL 2 vs. CGY 0	--Bishop/Khudobin
March 18, 2004	DAL 3 vs. VAN 0	Marty Turco	December 27, 2018	DAL 2 @ NSH 0	Anton Khudobin
March 22, 2004	DAL 4 @ CGY 0	Marty Turco	January 30, 2019	DAL 1 vs. BUF 0	Ben Bishop
November 7, 2005	DAL 4 vs. EDM 0	Marty Turco	February 12, 2019	DAL 3 @ FLA 0	Anton Khudobin
December 15, 2005	DAL 2 @ OTT 0	Marty Turco	March 5, 2019	DAL 1 vs. NYR 0	Ben Bishop
December 29, 2005	DAL 3 vs. STL 0	Marty Turco	March 7, 2019	DAL 4 vs. COL 0	Ben Bishop
October 21, 2006	DAL 4 @ PHX 0	Mike Smith	March 12, 2019	DAL 2 @ BUF 0	Ben Bishop
November 9, 2006	DAL 1 @ PHX 0	Marty Turco	April 6, 2019	DAL 3 vs. MIN 0	Ben Bishop
November 22, 2006	DAL 1 vs. NSH 0	Mike Smith	**Denotes combined shutout		
December 4, 2006	DAL 1 vs. SJS 0	Marty Turco			
December 6, 2006	DAL 3 vs. PHX 0	Marty Turco			
December 21, 2006	DAL 3 @ SJS 0	Marty Turco			
February 10, 2007	DAL 1 vs. ANA 0	Mike Smith			
March 9, 2007	DAL 3 @ CBJ 0	Marty Turco			
March 27, 2007	DAL 6 vs. PHX 0	Marty Turco			
November 5, 2007	DAL 5 @ ANA 0	Marty Turco			
November 19, 2007	DAL 3 vs. LAK 0	Mike Smith			
February 7, 2008	DAL 1 @ MIN 0	Mike Smith			
February 17, 2008	DAL 1 vs. DET 0	Marty Turco			
March 9, 2008	DAL 3 vs. COL 0	Marty Turco			
January 27, 2009	DAL 2 vs. ATL 0	Marty Turco			
October 14, 2009	DAL 6 vs. NSH 0	Marty Turco			
November 23, 2009	DAL 2 vs. CAR 0	Marty Turco			
February 6, 2010	DAL 4 vs. PHX 0	Marty Turco			
February 13, 2010	DAL 3 @ PHX 0	Marty Turco			
October 30, 2010	DAL 4 vs. BUF 0	Andrew Raycroft			
January 9, 2011	DAL 4 @ MIN 0	Andrew Raycroft			
March 11, 2011	DAL 4 vs. MIN 0	Kari Lehtonen			
March 17, 2011	DAL 5 vs. CHI 0	Kari Lehtonen			
April 5, 2011	DAL 3 vs. CBJ 0	Kari Lehtonen			
December 13, 2011	DAL 1 @ NYR 0	Richard Bachman			
January 24, 2012	DAL 1 vs. ANA 0	Kari Lehtonen			
February 21, 2012	DAL 3 @ MTL 0	Kari Lehtonen			
March 10, 2012	DAL 2 vs. ANA 0	Kari Lehtonen			
March 13, 2012	DAL 1 @ MIN 0	Kari Lehtonen			
March 21, 2013	DAL 2 @ LAK 0	Kari Lehtonen			
November 13, 2013	DAL 3 @ EDM 0	Kari Lehtonen			
January 21, 2014	DAL 4 vs. MIN 0	Kari Lehtonen			
January 25, 2014	DAL 3 vs. PIT 0	Kari Lehtonen			
February 1, 2014	DAL 2 @ ANA 0	Dan Ellis			
April 1, 2014	DAL 5 @ WSH 0	Kari Lehtonen			
April 11, 2014	DAL 3 vs. STL 0	Kari Lehtonen			
November 13, 2014	DAL 2 @ LAK 0	Kari Lehtonen			
December 17, 2014	DAL 2 @ VAN 0	Kari Lehtonen			
December 31, 2014	DAL 6 vs. ARI 0	Kari Lehtonen			
February 13, 2015	DAL 2 vs. FLA 0	Kari Lehtonen			
March 21, 2015	DAL 4 vs. CHI 0	Kari Lehtonen			
April 8, 2015	DAL 4 @ ANA 0	Jhonas Enroth			
October 8, 2015	DAL 3 vs. PIT 0	Antti Niemi			
November 21, 2015	DAL 3 vs. BUF 0	Antti Niemi			
December 22, 2015	DAL 4 vs. CHI 0	Antti Niemi			
December 27, 2015	DAL 3 vs. STL 0	Kari Lehtonen			
March 19, 2016	DAL 3 vs. NYI 0	Kari Lehtonen			
December 3, 2016	DAL 3 @ COL 0	Kari Lehtonen			
March 20, 2017	DAL 1 vs. SJS 0	Kari Lehtonen			
April 1, 2017	DAL 3 @ CAR 0	Kari Lehtonen			
November 10, 2017	DAL 5 vs. NYI 0	Ben Bishop			
November 28, 2017	DAL 3 @ VEG 0	Ben Bishop			

SHUTOUT LOSSES // DALLAS STARS HOCKEY CLUB

DATE	SCORE	GOALTENDER	DATE	SCORE	GOALTENDER
October 14, 1967	MIN 0 @ CA 6	Charlie Hodge	December 2, 1981	MIN 0 @ VAN 5	Glen Hanlon
November 22, 1967	MIN 0 @ TOR 3	Bruce Gamble	January 13, 1982	MIN 0 vs. NYR 2	Steve Weeks
December 21, 1967	MIN 0 @ PHI 6	Bernie Parent	March 30, 1983	MIN 0 @ CHI 5	Murray Bannerman
December 23, 1967	MIN 0 @ PIT 4	Les Binkley	December 17, 1983	MIN 0 vs. NJD 2	Glenn Resch
December 25, 1967	MIN 0 vs. STL 1	Seth Martin	February 1, 1984	MIN 0 @ PIT 4	Roberto Romano
January 17, 1968	MIN 0 @ STL 5	Glenn Hall	February 13, 1984	MIN 0 vs. WSH 4	Pat Riggins
March 10, 1968	MIN 0 @ PHI 2	Bernie Parent	October 11, 1984	MIN 0 vs. TOR 1	Allan Bester
October 26, 1968	MIN 0 vs. NYR 3	Eddie Giacomini	March 13, 1985	MIN 0 @ QBC 8	Mario Gosselin
November 6, 1968	MIN 0 vs. TOR 1	Bruce Gamble	March 24, 1986	MIN 0 vs. QBC 1	Mario Gosselin
November 20, 1968	MIN 0 vs. CHI 2	Dave Dryden	February 21, 1987	MIN 0 vs. BOS 1	Bill Ranford
November 24, 1968	MIN 0 @ CHI 6	Dave Dryden	December 12, 1987	MIN 0 vs. QBC 5	Mario Gosselin
December 1, 1968	MIN 0 @ BOS 4	Gerry Cheevers	January 23, 1988	MIN 0 @ HRT 5	Mike Liut
December 25, 1968	MIN 0 vs. STL 2	Glenn Hall	January 30, 1988	MIN 0 @ LAK 5	Roland Melanson
January 12, 1969	MIN 0 vs. STL 2	Glenn Hall	February 3, 1988	MIN 0 vs. STL 2	Greg Millen
January 29, 1969	MIN 0 @ MTL 4	Gump Worsley	February 4, 1988	MIN 0 @ PIT 1	Frank Pietrangolo
February 16, 1969	MIN 0 @ STL 6	Glenn Hall	February 20, 1988	MIN 0 vs. WSH 3	Clint Malarchuk
March 23, 1969	MIN 0 @ PIT 5	Joe Daley	December 6, 1988	MIN 0 @ STL 3	Greg Millen
January 24, 1970	MIN 0 vs. PHI 6	Doug Favell	March 5, 1989	MIN 0 @ NJD 2	Sean Burke
March 22, 1970	MIN 0 @ BOS 5	Ed Johnston	December 19, 1989	MIN 0 vs. EDM 5	Bill Ranford
March 25, 1970	MIN 0 @ PIT 2	Les Binkley	January 9, 1990	MIN 0 @ DET 9	Glen Hanlon
November 1, 1970	MIN 0 @ BOS 5	Gerry Cheevers	January 21, 1991	MIN 0 @ WPG 2	Bob Essensa
November 22, 1970	MIN 0 @ NYR 2	Eddie Giacomini	January 28, 1991	MIN 0 @ TOR 4	Peter Ing
December 6, 1970	MIN 0 @ BUF 1	Roger Crozier	December 21, 1991	MIN 0 vs. PHI 3	Ron Hextall
January 5, 1971	MIN 0 vs. TOR 2	Jacques Plante	January 25, 1992	MIN 0 vs. CHI 2	Ed Belfour
January 9, 1971	MIN 0 vs. NYR 1	Gilles Villemure	February 17, 1992	MIN 0 @ MTL 8	Patrick Roy
March 2, 1971	MIN 0 vs. BOS 6	Eddy Johnston	February 18, 1992	MIN 0 @ QBC 4	John Tanner
March 14, 1971	MIN 0 vs. BUF 5	Dave Dryden	March 11, 1992	MIN 0 vs. TOR 3	Grant Fuhr
January 12, 1972	MIN 0 @ CA 2	Gilles Meloche	December 12, 1992	MIN 0 vs. CHI 3	Ed Belfour
February 6, 1972	MIN 0 @ CHI 5	Tony Esposito	December 20, 1992	MIN 0 @ CHI 4	Ed Belfour
March 2, 1972	MIN 0 @ PHI 3	Doug Favel	December 27, 1993	DAL 0 vs. DET 6	Tim Cheveldae
October 7, 1972	MIN 0 @ MTL 3	Ken Dryden	February 16, 1994	DAL 0 vs. BOS 3	Jon Casey
December 29, 1972	MIN 0 vs. BOS 2	Eddie Johnston	March 13, 1994	DAL 0 @ NJD 4	Martin Brodeur
January 6, 1973	MIN 0 vs. CHI 2	Tony Esposito	April 1, 1994	DAL 0 @ NYR 3	Mike Richter
January 10, 1973	MIN 0 vs. MTL 6	Ken Dryden	February 11, 1995	DAL 0 vs. CGY 6	Trevor Kidd
March 18, 1973	MIN 0 @ CA 2	Rogie Vachon	December 23, 1995	DAL 0 vs. CHI 2	Jeff Hackett
October 31, 1973	MIN 0 vs. BOS 5	Ross Brooks	January 1, 1996	DAL 0 vs. TOR 1	Felix Potvin
February 10, 1974	MIN 0 @ BOS 4	Gilles Gilbert	January 10, 1996	DAL 0 vs. DET 4	Chris Osgood
March 24, 1974	MIN 0 @ CHI 6	Tony Esposito	March 15, 1996	DAL 0 @ TOR 3	Felix Potvin
October 20, 1974	MIN 0 @ CHI 6	Tony Esposito	November 19, 1996	DAL 0 @ VAN 2	Corey Hirsch
October 26, 1974	MIN 0 @ NYI 4	Bill Smith	February 12, 1997	DAL 0 vs. PHX 5	Nikolai Khabibulin
November 7, 1974	MIN 0 @ PHI 2	Bernie Parent	December 8, 1997	DAL 0 @ TOR 3	Felix Potvin
December 1, 1974	MIN 0 @ CHI 3	Tony Esposito	December 12, 1997	DAL 0 vs. SJS 1	Kelly Hrudey
December 8, 1974	MIN 0 @ BUF 5	Gary Bromley	January 7, 1998	DAL 0 vs. OTT 2	Damian Rhodes
December 12, 1974	MIN 0 @ PHI 6	Bernie Parent	March 26, 1998	DAL 0 vs. TOR 1	Felix Potvin
December 18, 1974	MIN 0 @ NYR 7	Gilles Villemure	November 4, 1998	DAL 0 @ SJS 4	Mike Vernon
January 4, 1975	MIN 0 vs. BOS 8	Ken Broderick	November 11, 1998	DAL 0 vs. PHX 2	Jimmy Waite
January 23, 1975	MIN 0 vs. MTL 7	Ken Dryden	January 8, 1999	DAL 0 @ CGY 1	Fred Brathwaite
March 22, 1975	MIN 0 @ PHI 4	Bernie Parent	January 10, 1999	DAL 0 @ VAN 2	Corey Hirsch
April 6, 1975	MIN 0 @ CHI 3	Tony Esposito	February 7, 1999	DAL 0 vs. COL 3	Patrick Roy
November 9, 1975	MIN 0 @ CHI 3	Tony Esposito	April 4, 1999	DAL 0 vs. DET 3	Chris Osgood
November 11, 1975	MIN 0 @ MTL 6	Ken Dryden	April 17, 1999	DAL 0 @ PHX 2	Nikolai Khabibulin
November 13, 1975	MIN 0 @ BOS 6	Gilles Gilbert	October 8, 1999	DAL 0 @ ANA 3	Guy Hebert
November 19, 1975	MIN 0 vs. MTL 6	Ken Dryden	October 13, 1999	DAL 0 vs. SJS 2	Steve Shields
December 9, 1975	MIN 0 @ NYI 6	Glenn Resch	October 25, 1999	DAL 0 @ TOR 4	Curtis Joseph
December 21, 1975	MIN 0 @ NYR 2	John Davidson	November 20, 1999	DAL 0 @ CAR 1	Arturs Irbe
January 8, 1976	MIN 0 @ DET 5	Jim Rutherford	December 17, 2000	DAL 0 @ MIN 6	Manny Fernandez
February 4, 1976	MIN 0 @ DET 5	Jim Rutherford	January 15, 2001	DAL 0 @ FLA 2	Roberto Luongo
February 20, 1976	MIN 0 @ VAN 7	Gary Smith	January 30, 2001	DAL 0 @ LAK 8	Jamie Storr
March 6, 1976	MIN 0 @ PIT 5	Michel Plasse	October 7, 2001	DAL 0 @ CAR 3	Arturs Irbe
October 17, 1976	MIN 0 @ CHI 3	Tony Esposito	December 26, 2001	DAL 0 vs. COL 2	Patrick Roy
December 8, 1976	MIN 0 vs. ATL 5	Phil Myre	March 10, 2002	DAL 0 vs. NJD 3	Martin Brodeur
December 3, 1977	MIN 0 vs. NYR 4	John Davidson	April 8, 2002	DAL 0 @ LAK 3	Felix Potvin
February 8, 1978	MIN 0 @ NYR 3	Wayne Thomas	November 23, 2002	DAL 0 @ LAK 2	Felix Potvin
October 28, 1978	MIN 0 vs. COL 1	Bill Oleschuk	December 11, 2002	DAL 0 vs. LAK 3	Jamie Storr
January 16, 1979	MIN 0 @ PIT 5	Greg Millen	December 22, 2002	DAL 0 @ CAR 1	Kevin Weekes
March 3, 1979	MIN 0 @ BOS 5	Jim Pettie	October 15, 2003	DAL 0 vs. BOS 2	Andrew Raycroft
January 21, 1980	MIN 0 @ BOS 3	Gerry Cheevers	October 24, 2003	DAL 0 @ DET 4	Dominik Hasek
January 27, 1980	MIN 0 @ CHI 3	Tony Esposito	November 4, 2003	DAL 0 @ NYR 3	Jussi Markkanen
February 5, 1981	MIN 0 @ MTL 7	Herron-Swigny	November 15, 2003	DAL 0 @ COL 3	David Aebischer

SHUTOUT LOSSES

DATE	SCORE	GOALTENDER	DATE	SCORE	GOALTENDER
December 4, 2003	DAL 0 @ LAK 3	Roman Cechmanek	February 16, 2019	DAL 0 @ CAR 3	Petr Mrazek
December 7, 2003	DAL 0 @ ANA 4	Martin Gerber	February 23, 2019	DAL 0 vs. CAR 3	Curtis McElhinney
December 19, 2003	DAL 0 @ FLA 1	Roberto Luongo			
January 2, 2004	DAL 0 vs. PHX 6	Brian Boucher			
January 20, 2004	DAL 0 @ EDM 3	Tommy Solo			
March 9, 2004	DAL 0 @ PIT 4	Jean-Sebastien Aubin			
March 13, 2004	DAL 0 @ DET 3	Manny Legace			
March 9, 2006	DAL 0 @ CGY 1	Miikka Kiprusoff			
April 1, 2006	DAL 0 @ LAK 1	Mathieu Garon			
October 17, 2006	DAL 0 @ SJS 2	Evgeni Nabokov			
November 15, 2006	DAL 0 vs. NYI 3	Rick DiPietro			
December 8, 2006	DAL 0 vs. EDM 2	Dwayne Roloson			
February 3, 2007	DAL 0 @ STL 2	Manny Legace			
March 4, 2007	DAL 0 vs. SJS 4	Evgeni Nabokov			
November 2, 2007	DAL 0 vs. PHX 5	Mikael Tellqvist			
December 31, 2007	DAL 0 vs. NSH 1	Dan Ellis			
January 5, 2008	DAL 0 vs. DET 3	Dominik Hasek			
October 22, 2008	DAL 0 @ NJD 5	Martin Brodeur			
December 13, 2008	DAL 0 @ NSH 3	Dan Ellis			
January 10, 2009	DAL 0 @ PHX 1 (SO)	Ilya Bryzgalov			
February 11, 2009	DAL 0 vs. PHX 1	Ilya Bryzgalov			
February 23, 2009	DAL 0 vs. SJS 1	Evgeni Nabokov			
March 26, 2009	DAL 0 vs. LAK 1 (SO)	Jonathan Quick			
October 16, 2009	DAL 0 vs. BOS 3	Tim Thomas			
January 5, 2010	DAL 0 @ NJD 4	Martin Brodeur			
January 10, 2010	DAL 0 @ CBJ 2	Mathieu Garon			
January 24, 2010	DAL 0 @ COL 4	Craig Anderson			
March 25, 2010	DAL 0 @ SJS 3	Evgeni Nabokov			
October 23, 2010	DAL 0 vs. NSH 1	Pekka Rinne			
November 6, 2010	DAL 0 @ COL 5	Peter Budaj			
December 26, 2010	DAL 0 vs. PHX 1	Jason LaBarbera			
February 22, 2011	DAL 0 vs. NJD 1	Johan Hedberg			
March 31, 2011	DAL 0 @ SJS 6	Antti Niemi			
October 22, 2011	DAL 0 @ LAK 1	Jonathan Quick			
November 15, 2011	DAL 0 vs. FLA 6	Scott Clemmensen			
November 18, 2011	DAL 0 @ COL 3	J.S. Giguere			
November 26, 2011	DAL 0 @ PHX 3	Mike Smith			
January 16, 2012	DAL 0 @ STL 1	Jaroslav Halak			
March 31, 2012	DAL 0 @ SJS 3	Antti Niemi			
April 5, 2012	DAL 0 @ NSH 2	Pekka Rinne			
January 20, 2013	DAL 0 @ MIN 1	Josh Harding			
February 2, 2013	DAL 0 @ PHX 2	Mike Smith			
March 12, 2013	DAL 0 vs. NSH 4	Pekka Rinne			
April 1, 2013	DAL 0 vs. ANA 4	Viktor Fasth			
April 27, 2013	DAL 0 vs. DET 3	Jimmy Howard			
January 9, 2014	DAL 0 @ NJD 1	Cory Schneider			
December 23, 2014	DAL 0 vs. TOR 4	Jonathan Bernier			
March 15, 2015	DAL 0 vs. STL 3	Jake Allen			
March 27, 2015	DAL 0 @ EDM 4	Richard Bachman			
December 12, 2015	DAL 0 @ STL 3	Jake Allen			
October 22, 2016	DAL 0 vs. CBJ 3	Sergei Bobrovsky			
October 29, 2016	DAL 0 @ MIN 4	Devan Dubnyk			
December 15, 2016	DAL 0 vs. NYR 2	Lundqvist-Raanta			
January 10, 2017	DAL 0 @ ANA 2	John Gibson			
January 19, 2017	DAL 0 @ NYI 3	Thomas Greiss			
March 30, 2017	DAL 0 @ BOS 2	Tuukka Rask			
November 22, 2017	DAL 0 @ COL 3	Jonathan Bernier			
December 7, 2017	DAL 0 @ STL 3	Jake Allen			
January 30, 2018	DAL 0 vs. LAK 0	Darcy Kuemper			
February 11, 2018	DAL 0 vs. VAN 6	Jakob Markstrom			
February 21, 2018	DAL 0 @ ANA 2	Ryan Miller			
March 6, 2018	DAL 0 @ NSH 2	Pekka Rinne			
October 16, 2018	DAL 0 @ NJD 3	Keith Kinkaid			
November 27, 2018	DAL 0 @ EDM 1 (OT)	Mikko Koskinen			
January 15, 2019	DAL 0 vs. TBL 2	Andrei Vasilevskiy			
February 14, 2019	DAL 0 @ TBL 6	Andrei Vasilevskiy			

SCORELESS TIES

DATE	SCORE	GOALTENDER
December 30, 1969	MIN 0 @ LAK 0	Fern Rivard
March 13, 1971	MIN 0 @ PIT 0	Cesare Maniago
December 21, 1987	MIN 0 @ TOR 0	Kari Takko
February 23, 1994	DAL 0 @ LAK 0	Andy Moog
March 22, 1998	DAL 0 vs. PIT 0	Ed Belfour
December 21, 1999	DAL 0 @ CGY 0	Ed Belfour

DATE	PLAYER	RESULT	OPP. GOALTENDER
January 10, 1968	Wayne Connelly	MIN 6 vs. PHI 4	Doug Favell
March 2, 1968	Wayne Connelly	MIN 3 vs. MTL 2	Rogie Vachon
November 9, 1968	Danny Grant	MIN 6 vs. DET 4	Crozier (1), Sawchuk (2)
February 23, 1969	Danny Grant	MIN 7 vs. TOR 2	Bruce Gamble
November 8, 1969	Bill Goldsworthy	MIN 5 vs. STL 2	Jacques Plante
December 3, 1969	Ray Cullen	MIN 5 vs. TOR 5	Marv Edwards
January 10, 1970	Danny Grant	MIN 4 vs. LAK 6	Wayne Rutledge
January 29, 1970	Ray Cullen	MIN 5 @ BOS 6	Ed Johnston
March 1, 1970	Bill Collins	MIN 8 vs. TOR 0	Bruce Gamble
March 7, 1970	Bill Collins	MIN 8 @ TOR 3	Edwards (1)-Gamble (2)
October 15, 1970	Walt McKechnie	MIN 4 vs. PIT 2	Al Smith
January 31, 1971	Gord Labossiere	MIN 7 vs. CA 1	Gary Smith
March 16, 1971	Bill Goldsworthy	MIN 7 @ LAK 2	DeJordy (1)-Norris (2)
March 21, 1971	*Bill Goldsworthy	MIN 6 @ VAN 3	Hodge (2)-Wilson (2)
October 23, 1971	Bill Goldsworthy	MIN 5 vs. BUF 1	Dave Dryden
November 6, 1971	Bob Nevin	MIN 5 vs. STL 1	Ernie Wakely
December 1, 1971	Bill Goldsworthy	MIN 4 vs. CA 1	Carter (2)-Melche (1)
January 27, 1972	Lou Nanne	MIN 6 @ MTL 5	Phil Myre
February 17, 1973	Danny Grant	MIN 5 vs. BOS 2	Ed Johnston
March 7, 1973	Dennis Hextall	MIN 10 vs. PIT 4	Andy Brown
December 11, 1973	(1) Bill Goldsworthy	MIN 6 vs. LAK 3	Rogie Vachon
March 10, 1974	Bill Goldsworthy	MIN 8 vs. STL 1	John Davidson
March 23, 1974	Bill Goldsworthy	MIN 5 vs. PIT 1	Gary Inness
November 13, 1974	Fred Stanfield	MIN 7 vs. DET 4	Doug Grant
January 28, 1976	Pierre Jarry	MIN 9 vs. KC 3	Bill McKenzie
November 27, 1976	Roland Eriksson	MIN 6 vs. WSH 1	Ron Low
December 23, 1977	Roland Eriksson	MIN 7 @ VAN 5	Cesare Maniago
March 28, 1978	*Harvey Bennett	MIN 9 vs. VAN 4	Maniago (3)-Ridley (1)
January 15, 1979	**Tim Young	MIN 8 @ NYR 1	Soetaert (3)-Thomas (2)
March 21, 1979	Mike Fidler	MIN 7 vs. PHI 3	Wayne Stephenson
March 21, 1979	Steve Payne	MIN 7 vs. PHI 3	Wayne Stephenson
October 27, 1979	Steve Payne	MIN 7 vs. NYR 2	Wayne Thomas
December 17, 1979	Al MacAdam	MIN 5 vs. TOR 1	Paul Harrison
December 26, 1979	Steve Payne	MIN 6 vs. WPG 0	Lindsay Middlebrook
March 25, 1980	Bobby Smith	MIN 7 vs. TOR 2	Crha (2)-Ridley (1)
December 23, 1980	Steve Christoff	MIN 6 @ DET 2	Gilbert (2)-1 ENG
January 17, 1981	Bobby Smith	MIN 7 vs. QUE 1	Plasse (2)-Grahame (1)
January 22, 1981	Steve Christoff	MIN 4 @ PHI 5	Pete Peeters
March 22, 1981	*Dino Ciccarelli	MIN 9 vs. DET 3	Gilbert (2)-Lozinski (2)
October 22, 1981	Dino Ciccarelli	MIN 5 vs. STL 5	Gary Edwards
November 11, 1981	*Bobby Smith	MIN 15 vs. WPG 2	Doug Soetaert
November 27, 1981	Dino Ciccarelli	MIN 5 @ WPG 5	Doug Soetaert
December 9, 1981	Dino Ciccarelli	MIN 6 vs. MTL 6	Denis Herron
December 26, 1981	Steve Payne	MIN 6 vs. STL 3	Mike Luit
January 25, 1982	Bobby Smith	MIN 9 @ TOR 2	Michel Larocque
October 16, 1982	Dino Ciccarelli	MIN 8 vs. CGY 4	Tim Bernhardt
November 23, 1982	Neal Broten	MIN 8 @ NYI 8	Smith (2)-Melanson (1)
November 23, 1982	Steve Payne	MIN 8 @ NYI 8	Smith (2)-Melanson (1)
December 2, 1982	*Willi Plett	MIN 6 @ STL 3	Glen Hanlon
March 6, 1983	George Ferguson	MIN 8 vs. LAK 3	Mattsson (2)-Laskoski (1)
March 6, 1983	Steve Payne	MIN 8 vs. LAK 3	Mattsson (1)-Laskoski (2)
March 8, 1983	(1)Tim Young	MIN 5 vs. BUF 1	Phil Myre (2)-1 ENG
November 5, 1983	Dino Ciccarelli	MIN 10 vs. CHI 5	Murray Bannerman
November 9, 1983	Dino Ciccarelli	MIN 5 @ DET 3	Eddie Mio (4)-1 ENG
November 26, 1983	(1) Neal Broten	MIN 7 @ TOR 6	Mike Palmateer
January 27, 1984	Dino Ciccarelli	MIN 10 @ STL 8	Michel Larocque (9)-1 ENG
March 5, 1984	Tom McCarthy	MIN 5 vs. DET 1	Corrado Micallef
March 12, 1984	Tom McCarthy	MIN 7 vs. MTL 6	Rick Wamsley
January 3, 1985	Keith Acton	MIN 8 @ LAK 3	Bob Janecyk
January 3, 1985	Tom McCarthy	MIN 8 @ LAK 3	Bob Janecyk
November 17, 1985	(1) Neal Broten	MIN 5 @ CHI 5	Murray Bannerman
December 3, 1985	Tony McKegney	MIN 9 vs. CHI 2	Murray Bannerman

DATE	PLAYER	RESULT	OPP. GOALIE
December 11, 1985	*Brian Bellows	MIN 10 @ DET 2	Greg Stefan
December 11, 1985	Scott Bjugstad	MIN 10 @ DET 2	Greg Stefan
December 22, 1985	Scott Bjugstad	MIN 8 @ NJD 3	Glen Resch
February 3, 1986	Neal Broten	MIN 8 vs. TOR 7	Don Edwards
February 19, 1986	Brian Lawton	MIN 6 @ CHI 5	Murray Bannerman
March 3, 1986	Dino Ciccarelli	MIN 8 @ DET 5	Mark LaForest
March 17, 1986	Dino Ciccarelli	MIN 6 vs. STL 5	Rick Wamsley
March 19, 1986	Scott Bjugstad	MIN 6 @ CGY 5	Lemelin (2)-Vernon (1)
March 29, 1986	Dino Ciccarelli	MIN 5 @ DET 4	Ed Mio
November 1, 1986	Craig Hartsburg	MIN 5 vs. CHI 6	Bob Sauve
November 26, 1986	Dino Ciccarelli	MIN 5 vs. CHI 2	Bob Sauve
December 28, 1986	(T) Neal Broten	MIN 4 @ WPG 5	Eldon Reddick
March 15, 1987	Brian Lawton	MIN 4 @ CHI 2	Murray Bannerman
December 30, 1987	Brian Bellows	MIN 6 @ CHI 4	Darren Pang
February 6, 1988	Brian MacLellan	MIN 8 vs. WPG 8	Daniel Berthiaume
November 14, 1988	Dave Gagner	MIN 5 @ TOR 4	Ken Wregget
November 17, 1988	Dino Ciccarelli	MIN 7 vs. VAN 6	Kirk McLean
November 25, 1988	Brian Bellows	MIN 5 vs. TOR 3	Ken Wregget
December 31, 1988	Dino Ciccarelli	MIN 6 vs. STL 2	Greg Milten
January 21, 1989	Dave Gagner	MIN 6 @ NYI 8	Kelly Hrudey
March 16, 1989	(T) Don Barber	MIN 6 vs. CHI 1	Alain Chevrier
December 3, 1989	Mike Gartner	MIN 5 @ VAN 6	Kirk McLean
January 4, 1990	Brian Bellows	MIN 8 vs. NYR 2	John Vanbiesbrouck
February 15, 1990	Mike Gartner	MIN 6 vs. LAK 3	Mario Gosselin
March 17, 1990	Mike Modano	MIN 6 @ PIT 2	Alan Chevrier
March 24, 1990	Neal Broten	MIN 7 @ BOS 6	Moog (1)-Lemelin (2)
November 23, 1990	Brian Bellows	MIN 6 vs. VAN 4	Kirk McLean
December 23, 1990	Dave Gagner	MIN 5 @ HFD 2	Daryl Reaugh
March 9, 1991	Ulf Dahlen	MIN 6 vs. DET 2	Allen Bester
November 6, 1991	Brian Bellows	MIN 3 @ TOR 4	Grant Fuhr
December 31, 1991	*Brian Bellows	MIN 6 vs. CHI 2	Belfour (2)-Waite (2)
January 7, 1993	Ulf Dahlen	MIN 6 @ PIT 3	Tom Barrasao
January 21, 1993	Russ Courtnall	MIN 7 vs. OTT 2	Peter Sidorkiewicz
February 21, 1994	Mike Modano	DAL 6 @ SJSS 3	Jimmy Waite
April 12, 1994	*Dave Gagner	DAL 9 vs. STL 5	Curtis Joseph
April 22, 1995	Todd Harvey	DAL 6 vs. TOR 4	Felix Potvin
January 24, 1996	Kevin Hatcher	DAL 5 @ EDM 3	Curtis Joseph
February 16, 1996	*Mike Modano	DAL 6 vs. EDM 1	Curtis Joseph
January 8, 1997	Dave Reid	DAL 4 vs. DET 3	Chris Osgood
October 10, 1997	Mike Modano	DAL 7 vs. CHI 0	Chris Terreri
November 5, 1997	Joe Nieuwendyk	DAL 5 @ PIT 2	Wregget (2)-Skudra (1)
January 3, 1998	Darryl Sydor	DAL 6 @ CAR 1	Pat Jablonski
March 13, 1998	*Joe Nieuwendyk	DAL 6 vs. ANA 3	Shtalenkov (3)-Askey (1)
March 20, 1998	Pat Verbeek	DAL 6 vs. CAR 1	Kidd (2)-McLean (1)
December 23, 1998	Mike Modano	DAL 5 @ TOR 1	Curtis Joseph
February 19, 1999	Mike Modano	DAL 5 vs. CHI 1	Fitzpatrick (2)-Thibault (1)
February 23, 1999	Mike Modano	DAL 4 @ NSH 3	Mike Dunham
December 31, 2000	Joe Nieuwendyk	DAL 6 vs. NYR 1	Mike Richter
January 17, 2001	Jere Lehtinen	DAL 4 vs. NSH 3	Tomas Vokoun
March 18, 2001	(T) Brett Hull	DAL 5 vs. OTT 1	Patrick Lalime
March 21, 2001	*Brett Hull	DAL 8 vs. ANA 0	Giguere (3)-Naumenko (1)
December 4, 2002	Jason Arnott	DAL 5 vs. MTL 1	Jose Theodore
January 7, 2003	Jere Lehtinen	DAL 7 vs. LAK 4	Storr (1)-Potvin (2)
October 29, 2003	Bill Guerin	DAL 4 vs. CGY 3	Dany Sabourin
November 2, 2003	Bill Guerin	DAL 7 vs. NSH 3	Tomas Vokoun
January 31, 2004	Brenden Morrow	DAL 5 @ PHX 4	Sean Burke
February 20, 2004	Jason Arnott	DAL 5 vs. COL 1	David Aebischer
March 3, 2004	Bill Guerin	DAL 4 vs. CBJ 2	Marc Denis
November 4, 2005	Stu Barnes	DAL 9 vs. CHI 1	Khabibulin (1)-Anderson (2)
November 16, 2005	Jason Arnott	DAL 4 @ ANA 2	Ilya Bryzgalov
February 9, 2006	Niko Kapanen	DAL 5 @ PHX 1	Curtis Joseph
November 24, 2006	Philippe Boucher	DAL 5 vs. LAK 3	Mathieu Garon

HAT TRICKS // DALLAS STARS HOCKEY CLUB

DATE	PLAYER	RESULT	OPP. GOALTENDER
November 16, 2007	*Jussi Jokinen	DAL 6 vs. COL 1	Jose Theodore
February 28, 2008	Niklas Hagman	DAL 7 vs. CHI 4	LaTime (2)-Crawford (1)
October 15, 2008	Fabian Brunstrom	DAL 6 vs. NSH 4	Dan Ellis
November 7, 2008	Mark Parrish	DAL 5 @ ANA 2	J.S. Giguere
December 18, 2008	Loui Eriksson	DAL 6 vs. CBJ 5	Pascal LeClaire
December 23, 2008	James Neal	DAL 8 @ TOR 2	Toskala (2)-Joseph (1)
January 21, 2009	(T)Mike Ribeiro	DAL 4 @ FLA 1	Tomas Vokoun
December 31, 2009	Loui Eriksson	DAL 5 vs. ANA 2	Jonas Hiller
March 31, 2010	Steve Ott	DAL 5 vs. SJS 1	Evgeni Nabokov
November 14, 2013	*Tyler Seguin	DAL 7 @ CGY 3	Berra (2)-Ramo (2)
December 7, 2013	(T)Tyler Seguin	DAL 5 vs. PHI 1	Steve Mason
March 6, 2014	Tyler Seguin	DAL 6 vs. VAN 1	Lack (2)-Markstrom (1)
October 14, 2014	Tyler Seguin	DAL 4 @ CBJ 2	Sergei Bobrovsky
November 8, 2014	Tyler Seguin	DAL 3 vs. SJS 5	Alex Stalock
February 17, 2015	Jamie Benn	DAL 4 @ STL 1	Elliott (2)-Allen (1)
April 11, 2015	Jamie Benn	DAL 4 vs. NSH 1	Carter Hutton
October 13, 2015	Jason Spezza	DAL 4 vs. EDM 2	Anders Nilsson
November 3, 2015	Tyler Seguin	DAL 5 @ BOS 3	Tuukka Rask
February 11, 2016	Patrick Eaves	DAL 4 @ CHI 2	Corey Crawford
April 9, 2016	(T)Jason Spezza	DAL 3 vs. NSH 2	Carter Hutton
February 18, 2017	Antoine Roussel	DAL 4 vs. TB 3	Andrei Vasilevskiy
March 24, 2017	Adam Cracknell	DAL 6 vs. SJS 1	Aaron Dell
November 24, 2017	Tyler Seguin	DAL 6 vs. CGY 4	Mike Smith
November 28, 2017	(T)Radek Faksa	DAL 3 @ VGK 0	Malcolm Subban
April 3, 2018	Jamie Benn	DAL 4 @ SJS 2	Martin Jones
April 7, 2018	Jamie Benn	DAL 4 @ LAK 2	Jonathan Quick
March 2, 2019	Jamie Benn	DAL 4 @ STL 1	Jordan Binnington
March 7, 2019	Alexander Radulov	DAL 4 vs. COL 0	S. Varlamov (2)-1 ENG

(T) Denotes Natural Hat Trick

* Denotes Four Goals Scored



DATE	GOAL SCORER	TIME	RESULT	GOALTENDER
November 19, 1983	Brian Bellows	2:53	8-7 W vs. WPG	Brian Hayward
November 26, 1983	Neal Broten	1:42	7-6 W @ TOR	Mike Palmateer
January 12, 1984	Tom McCarthy	0:35	5-4 W vs. TOR	Allan Bester
March 12, 1984	Tom McCarthy	0:10	7-6 W vs. MTL	Rick Wamsley
March 26, 1984	Brian Lawton	2:41	4-3 W vs. STL	Rick Heinz
November 23, 1984	Craig Hartsburg	3:35	5-4 W vs. NJD	Glenn Resch
November 9, 1985	Scott Bjuggstad	2:04	4-3 W vs. NYR	Ron Scott
February 6, 1986	Bob Rouse	4:15	8-7 W vs. TOR	Don Edwards
February 10, 1986	Curt Giles	2:03	4-3 W @ MTL	Doug Siettaert
March 17, 1986	Dino Ciccarelli	4:35	6-5 W vs. STL	Rick Wamsley
December 18, 1986	Neal Broten	2:10	6-5 W @ TOR	Ken Wregget
January 8, 1987	Brian Bellows	1:05	5-4 W vs. BUF	Jacques Cloutier
December 1, 1987	Brian Bellows	1:20	3-2 W vs. TOR	Ken Wregget
November 11, 1989	Brian Bellows	3:39	3-2 W vs. CGY	Mike Vernon
November 15, 1989	Clark Donatelli	1:35	2-1 W @ NJL	Sean Burke
December 31, 1989	Dave Gagner	1:14	2-1 W vs. STL	Vincent Riendeau
October 21, 1993	Brent Gilchrist	2:56	6-5 W @ OTT	Craig Billington
November 29, 1993	Dave Gagner	2:26	6-5 W @ EDM	Bill Ranford
December 22, 1993	Dean Evason	3:20	3-2 W @ ANA	Ron Tugnutt
January 27, 1994	Dave Gagner	3:36	3-2 W @ VAN	Kirk McLean
March 8, 1994	Neal Broten	2:43	4-3 W @ PHI	Dominic Roussel
March 20, 1994	Paul Broten	0:13	2-1 W vs. VAN	Kay Whitmore
April 9, 1996	Richard Matvichuk	1:53	4-3 W @ CGY	Trevor Kidd
December 18, 1996	Mike Modano	0:27	3-2 W @ CHI	Jeff Hackett
February 8, 1997	Pat Verbeek	3:50	5-4 W @ PHX	Nikolai Khabibulin
February 9, 1997	Neal Broten	4:16	2-1 W vs. LAK	Stephane Fiset
February 14, 1997	Mike Kennedy	2:03	4-3 W vs. DET	Mike Vernon
October 14, 1997	Dave Reid	1:17	5-4 W vs. CGY	Dwayne Roloson
December 20, 1998	Sergei Zubov	1:07	2-1 W @ EDM	Curtis Joseph
January 5, 1998	Jere Lehtinen	0:34	4-3 W @ NJL	Martin Brodeur
January 14, 1998	Grant Marshall	0:57	2-1 W @ STL	Grant Fuhr
April 8, 1998	Jamie Langenbrunner	3:28	2-1 W vs. WSH	Olaf Kolzig
January 1, 1999	Brett Hull	0:37	2-1 W @ PHX	Nikolai Khabibulin
March 4, 1999	Joe Nieuwendyk	4:12	3-2 W @ NYI	Tommy Salo
March 21, 1999	Mike Modano	0:44	3-2 W vs. CAR	Arturs Irbe
October 22, 1999	Sergei Zubov	0:32	2-1 W vs. NJD	Martin Brodeur
November 24, 1999	Richard Matvichuk	2:55	3-2 W vs. LAK	Marcel Cosineau
December 29, 1999	Jamie Langenbrunner	3:17	4-3 W vs. NYR	Kirk McLean
January 17, 2001	Brett Hull	1:41	4-3 W vs. NSH	Tomas Vokoun
January 19, 2001	Darryl Sydor	0:42	6-5 W vs. PIT	Garth Snow
February 16, 2001	Derian Hatcher	1:35	3-2 W vs. ANA	J.S. Giguere
February 23, 2001	Joe Nieuwendyk	1:00	5-4 W vs. BOS	Peter Skudry
March 10, 2001	Brad Lukowich	1:47	3-2 W vs. COL	Patrick Roy
April 7, 2001	Mike Modano	2:10	5-4 W @ SJS	Evgeni Nabokov
November 17, 2001	Richard Matvichuk	0:50	3-2 W @ SJS	Evgeni Nabokov
February 28, 2002	Mike Modano	4:59	4-3 W @ VAN	Dan Cloutier
March 6, 2002	Brenden Morrow	3:53	3-2 W vs. LAK	Felix Potvin
October 28, 2002	Mike Modano	0:37	4-3 W @ EDM	Jussi Markkanen
November 17, 2002	Pierre Turgeon	3:19	3-2 W vs. CBJ	Marc Denis
January 9, 2003	Pierre Turgeon	4:43	4-3 W vs. CHI	Jocelyn Thibault
February 11, 2003	Sergei Zubov	4:59	2-1 W vs. CAR	Kevin Weekes
March 19, 2003	Mike Modano	2:24	5-4 W @ ATL	Pasi Nurminen
October 29, 2003	Jason Arnott	0:17	4-3 W @ CGY	Dany Sabourin
February 29, 2004	Bill Guerin	0:55	5-4 W vs. EDM	Tommy Salo
March 24, 2004	Bill Guerin	3:11	4-3 W @ EDM	Ty Conklin
October 13, 2005	Philippe Boucher	4:05	3-2 W @ CGY	Miikka Kiprusoff
January 30, 2006	Jason Arnott	4:24	3-2 W vs. SJS	Evgeni Nabokov
April 15, 2006	Trevor Daley	4:26	4-3 W vs. MIN	Manny Fernandez
October 4, 2006	Darryl Sydor	2:07	3-2 W @ COL	Jose Theodore
December 9, 2006	Jere Lehtinen	4:55	4-3 W @ PHX	Mikael Tellqvist
February 25, 2007	Jere Lehtinen	4:17	2-1 W vs. VAN	Roberto Luongo
February 27, 2007	Ladislav Nagy	1:35	2-1 W @ TBL	Johan Holmqvist
March 11, 2007	Mike Modano	0:35	4-3 W vs. LAK	Sean Burke
March 18, 2007	Mike Ribeiro	4:19	5-4 W vs. PHX	Mikael Tellqvist
November 26, 2007	Mike Modano	0:35	3-2 W @ NYI	Rick DiPietro
December 10, 2007	Brenden Morrow	4:00	5-4 W vs. EDM	Mathieu Garon
December 21, 2007	Mike Ribeiro	0:57	3-2 W @ CGY	Miikka Kiprusoff
December 16, 2008	Loui Eriksson	3:39	2-1 W vs. PHX	Ilya Bryzgalov
December 27, 2008	Mike Modano	3:34	4-3 W vs. ANA	J.S. Giguere
January 12, 2009	Trevor Daley	1:51	5-4 W vs. DET	Chris Osgood
March 14, 2009	Nicklas Grossman	2:23	3-2 W vs. MIN	Niklas Backstrom
April 4, 2009	Trevor Daley	0:16	5-4 W vs. STL	Chris Mason
October 28, 2009	James Neal	2:57	4-3 W vs. TOR	Jonas Gustavsson
November 28, 2009	Tom Wandell	2:12	4-3 W vs. TBL	Mike Smith
October 8, 2010	Loui Eriksson	1:36	4-3 W vs. NJD	Martin Brodeur
November 18, 2010	Mike Ribeiro	2:52	5-4 W vs. SJS	Antti Niemi

OVERTIME GOALS // DALLAS STARS HOCKEY CLUB

DATE	GOAL SCORER	TIME	RESULT	GOALTENDER
December 4, 2010	Stephane Robidas	3:37	4-3 W vs. MIN	Jose Theodore
December 19, 2010	Loui Eriksson	4:18	4-3 W @ DET	Chris Osgood
March 7, 2011	Brenden Morrow	0:38	4-3 W @ LAK	Jonathan Bernier
November 4, 2011	Loui Eriksson	3:55	7-6 W vs. COL	Semyon Varlamov
November 23, 2011	Steve Ott	2:56	3-2 W vs. LAK	Jonathan Quick
February 16, 2012	Mike Ribeiro	2:01	3-2 W vs. CGY	Mikha Kiprusoff
February 26, 2012	Loui Eriksson	3:52	3-2 W vs. VAN	Roberto Luongo
February 6, 2013	Jaromir Jagr	1:46	3-2 W @ EDM	Devan Dubnyk
February 26, 2013	Loui Eriksson	3:03	5-4 W @ CBJ	Sergei Bobrovsky
November 7, 2013	Rich Peverley	4:41	4-3 W @ DET	Jimmy Howard
March 11, 2013	Jamie Benn	3:42	3-2 W @ STL	Ryan Miller
February 8, 2015	Ales Hemsky	1:02	3-2 W @ NYR	Cam Talbot
March 3, 2015	Cody Eakin	2:18	3-2 W vs. NYI	Jaroslav Hataek
March 28, 2015	John Klingberg	4:13	3-2 W @ VAN	Eddie Lack
April 4, 2015	Cody Eakin (Penalty Shot)	4:04	4-3 W @ NSH	Pekka Rinne
October 29, 2015	Jamie Benn	2:28	4-3 W vs. VAN	Ryan Miller
November 14, 2015	John Klingberg	3:18	3-2 W vs. MIN	Devan Dubnyk
November 28, 2015	Tyler Seguin	3:57	4-3 W @ MIN	Darcy Kuemper
February 4, 2016	John Klingberg	0:35	4-3 W @ COL	Calvin Pickard
February 9, 2016	John Klingberg	2:39	4-3 W @ MIN	Darcy Kuemper
February 15, 2016	Mattias Janmark	3:49	3-2 W @ NSH	Carter Hutton
November 21, 2016	Jamie Benn	1:23	3-2 W vs. MIN	Darcy Kuemper
December 23, 2016	Esa Lindell	1:07	3-2 W vs. LAK	Jeff Zatkoff
February 18, 2017	Jamie Benn	3:47	4-3 W vs. TBL	Andrei Vasilevskiy
March 26, 2017	Tyler Seguin	0:20	2-1 W @ NJD	Keith Kinkaid
April 4, 2017	Julius Honka	3:45	3-2 W vs. ARI	Mike Smith
October 30, 2017	Alexander Radulov	2:32	2-1 W @ VAN	Jakob Markstrom
November 30, 2017	Mattias Janmark	0:51	4-3 W @ CHI	Corey Crawford
January 15, 2018	Tyler Seguin	2:59	3-2 W @ BOS	Anton Khudobin
March 3, 2018	Jamie Benn	3:04	3-2 W vs. STL	Carter Hutton
March 27, 2018	Alexander Radulov	0:40	3-2 W vs. PHI	Petr Mrazek
November 3, 2018	Jason Dickinson	3:17	4-3 W @ WSH	Braden Holtby
November 16, 2018	Jason Dickinson	1:34	1-0 W vs. BOS	Tuukka Rask
November 28, 2018	Tyler Seguin	0:24	4-3 W @ CGY	David Rittich
December 22, 2018	Alexander Radulov	4:50	2-1 W @ Min	Devan Dubnyk
January 4, 2019	Tyler Seguin	3:37	2-1 W vs. WSH	Phoenix Copley
February 28, 2019	Roope Hintz	3:19	4-3 W @ LAK	Jonathan Quick

OVERTIME GOALS AGAINST

DATE	GOAL SCORER	TIME	RESULT	GOALTENDER
October 9, 1983	Jari Kurri	3:50	4-3 L @ EDM	Gilles Meloche
October 20, 1983	Doug Wickenheiser	1:35	5-4 L vs. MTL	Gilles Meloche
February 17, 1984	Dave Andreychuk	1:31	5-4 L @ BUF	Don Beaupre
October 11, 1984	Miroslav Frycer	1:51	1-0 L vs. TOR	Don Beaupre
December 23, 1984	Ken Linesman	2:15	4-3 L @ BOS	Gilles Meloche
December 19, 1985	Dan Frawley	0:38	4-3 L vs. PIT	Jon Casey
March 21, 1986	Jari Kurri	1:36	5-4 L @ EDM	Don Beaupre
December 23, 1986	Rick Vaive	4:40	4-3 L vs. TOR	Kari Takko
February 4, 1987	Randy Gregg	2:12	6-5 L vs. EDM	Don Beaupre
November 25, 1987	Rick Meagher	1:19	4-3 L vs. STL	Don Beaupre
December 26, 1987	Laurie Boschman	3:09	5-4 L @ WPG	Jon Casey
January 2, 1989	Esa Tikkanen	3:10	3-2 L vs. EDM	Jon Casey
November 2, 1989	Doug Wilson	0:18	4-3 L @ CHI	Kari Takko
January 31, 1990	John Tucker	0:35	4-3 L vs. WSH	Daniel Berthiaume
February 3, 1990	Mike Bullard	4:51	7-6 L @ PHI	Jon Casey
February 13, 1990	Rick Meagher	4:49	2-1 L vs. STL	Jon Casey
November 10, 1990	Randy Cunneynworth	0:49	3-2 L vs. HFD	Jon Casey
December 6, 1990	Rob Ramage	2:57	2-1 L vs. TOR	Jon Casey
March 16, 1991	Michel Petit	2:44	4-3 L @ TOR	Brian Hayward
February 5, 1992	Wendel Clark	0:18	3-2 L @ TOR	Jon Casey
February 29, 1992	Adam Burt	4:58	5-4 L vs. HRD	Jon Casey
October 30, 1993	Dave Archibald	4:40	5-4 L vs. OTT	Andy Moog
January 4, 1994	Dirk Graham	3:46	2-1 L vs. CHI	Andy Moog
January 13, 1994	Glenn Anderson	4:46	4-3 L @ TOR	Darcy Wakaluk
February 18, 1995	Theoren Fleury	4:34	3-2 L @ CGY	Andy Moog
November 1, 1996	Jeff Shantz	1:48	3-2 L vs. CHI	Andy Moog
November 22, 1996	Jody Hull	4:55	2-1 L vs. FLA	Andy Moog
February 2, 1997	Vyacheslav Kozlov	1:20	4-3 L @ DET	Andy Moog
January 11, 1998	Joe Sacco	3:38	2-1 L @ ANA	Ed Belfour
March 17, 1999	Brian Bellows	0:35	2-1 L @ WSH	Ed Belfour
January 12, 2000	Jason Wiemer	2:03	2-1 L @ CGY	Manny Fernandez
February 25, 2000	Doug Gilmour	1:11	4-3 L vs. CHI	Ed Belfour
March 10, 2000	Olli Jokinen	3:32	4-3 L vs. NYI	Manny Fernandez
March 26, 2000	Milan Hejduk	3:17	2-1 L vs. COL	Ed Belfour
April 2, 2000	Shjon Podein	4:13	3-2 L @ COL	Ed Belfour
October 28, 2000	Al MacInnis	0:15	4-3 L @ STL	Ed Belfour
February 25, 2001	Todd Marchant	0:31	3-2 L @ EDM	Ed Belfour

DALLAS STARS HOCKEY CLUB // OT GOALS AGAINST

DATE	GOAL SCORER	TIME	RESULT	GOALTENDER
October 13, 2001	Craig Conroy	4:20	4-3 L vs. CGY	Ed Belfour
October 28, 2001	Michael Peca	3:25	3-2 L @ NYI	Marty Turco
October 31, 2001	Brett Hull	0:48	4-3 L vs. DET	Ed Belfour
December 28, 2001	Ken Klee	2:03	3-2 L vs. WSH	Ed Belfour
April 3, 2002	Pavol Pemitra	2:29	2-1 L vs. STL	Ed Belfour
October 30, 2002	Valeri Bure	3:21	3-2 L vs. FLA	Marty Turco
February 27, 2003	Magnus Arvedson	1:24	3-2 L @ OTT	Ron Tugnutt
March 21, 2003	Wes Waltz	1:30	3-2 L vs. MIN	Ron Tugnutt
March 27, 2003	Shean Donovan	2:51	2-1 L @ CGY	Marty Turco
March 27, 2004	Brendan Morrison	0:40	3-2 L @ VAN	Ron Tugnutt
March 28, 2004	Wayne Primeau	2:57	2-1 L @ SJ	Ron Tugnutt
October 26, 2005	Patrick Marleau	3:20	5-4 L vs. SJ	Marty Turco
January 2, 2006	Mattias Norstrom	2:29	3-2 L @ LAK	Marty Turco
February 4, 2006	Barrett Jackman	2:16	4-3 L @ STL	Marty Turco
April 3, 2006	Joe Thornton	4:39	3-2 L vs. SJ	Marty Turco
April 18, 2006	Sergei Fedorov	0:35	5-4 L @ CBJ	Johan Hedberg
March 1, 2007	Olli Jokinen	2:11	2-1 L @ FLA	Mike Smith
March 23, 2007	Scott Niedermayer	2:28	3-2 L @ ANA	Marty Turco
April 5, 2007	Rick Nash	1:04	2-1 L @ CBJ	Mike Smith
October 12, 2007	Matthew Lombardi	3:20	3-2 L vs. CGY	Marty Turco
October 13, 2007	Jason Williams	0:43	2-1 L @ CHI	Tobias Stephan
November 10, 2007	Anze Kopitar	2:34	6-5 L @ LAK	Marty Turco
March 27, 2008	Joe Thornton	2:58	3-2 L @ SJS	Marty Turco
October 10, 2008	Rick Nash	4:39	5-4 L vs. CBJ	Marty Turco
October 25, 2008	Alexander Semin	2:17	6-5 L vs. WSH	Marty Turco
December 20, 2008	Jason Smith	3:30	5-4 L @ OTT	Marty Turco
March 5, 2009	Michal Handzus	1:31	5-4 L @ LAK	Marty Turco
March 30, 2009	Petr Frucha	0:53	6-5 L @ PHX	Tobias Stephan
October 22, 2009	Michal Handzus	0:55	5-4 L @ LAK	Alex Auld
November 4, 2009	Jarome Iginla	1:25	3-2 L vs. CGY	Marty Turco
December 8, 2009	Saku Koivu	4:13	4-3 L @ ANA	Marty Turco
December 17, 2009	Rich Peverley	1:16	6-5 L @ ATL	Marty Turco
December 16, 2010	Logan Couture	1:20	4-3 L vs. SJS	Kari Lehtonen
February 9, 2011	Radim Vrbata	1:13	3-2 L vs. PHX	Kari Lehtonen
March 4, 2011	Lubomir Visnovsky	4:56	4-3 L @ ANA	Kari Lehtonen
March 23, 2011	Cam Fowler	1:42	4-3 L vs. ANA	Kari Lehtonen
February 18, 2012	Radim Vrbata	1:15	2-1 L @ PHX	Kari Lehtonen
January 24, 2013	Marian Hossa	1:41	3-2 L vs. CHI	Kari Lehtonen
February 25, 2013	Roman Josi	0:28	5-4 L @ NSH	Cristopher Nilstorp
April 21, 2013	Jeff Carter	4:08	4-3 L @ LAK	Kari Lehtonen
November 1, 2013	Paul Stastny	3:36	3-2 L vs. COL	Kari Lehtonen
December 5, 2013	Trevor Smith	4:18	3-2 L @ TOR	Kari Lehtonen
December 29, 2013	Kevin Shattenkirk	4:49	3-2 L vs. STL	Kari Lehtonen
January 18, 2014	Nate Prosser	2:42	3-2 L @ MIN	Kari Lehtonen
January 30, 2014	Patrik Elias	0:40	3-2 L vs. NJD	Kari Lehtonen
February 5, 2014	Tommy Wingels	1:52	2-1 L @ SJS	Kari Lehtonen
October 18, 2014	Claude Giroux	2:49	6-5 L vs. PHI	Kari Lehtonen
October 28, 2014	Vladimir Tarasenko (PPG)	1:28	4-3 L vs. STL	Kari Lehtonen
October 31, 2014	Nate Thompson	2:30	2-1 L vs. ANA	Kari Lehtonen
November 28, 2014	Marco Scandella	2:04	5-4 L vs. MIN	Kari Lehtonen
January 4, 2015	Patrick Sharp	1:17	5-4 L @ CHI	Kari Lehtonen
January 8, 2015	Shea Weber	0:17	3-2 L @ NSH	Kari Lehtonen
February 21, 2015	Niklas Kronwall	0:36	7-6 L vs. DET	Kari Lehtonen
December 4, 2015	Jordan Eberle	0:45	2-1 L @ EDM	Antti Niemi
January 2, 2016	John Moore	1:47	3-2 L @ NJD	Antti Niemi
January 16, 2016	Tomas Hertl	1:12	4-3 L @ SJS	Antti Niemi
February 16, 2016	Kevin Shattenkirk	1:11	2-1 L @ STL	Kari Lehtonen
February 29, 2016	Pavel Datsyuk	2:33	3-2 L vs. DET	Antti Niemi
March 8, 2016	Alex Galchenyuk	1:59	4-3 L @ MTL	Kari Lehtonen
March 12, 2016	Alex Pietrangelo	2:11	5-4 L vs. STL	Antti Niemi
October 20, 2016	Alec Martinez	1:20	4-3 L vs. LAK	Kari Lehtonen
November 1, 2016	Seth Jones	0:46	3-2 L @ CBJ	Antti Niemi
November 6, 2016	Marian Hossa	4:31	4-3 L @ CHI	Kari Lehtonen
November 13, 2016	Markus Granlund	1:27	5-4 L @ VAN	Kari Lehtonen
November 15, 2016	Adam Henrique	0:44	2-1 L vs. NJD	Antti Niemi
November 28, 2016	Vladimir Tarasenko	3:24	4-3 L @ STL	Antti Niemi
December 20, 2016	David Perron	1:55	3-2 L vs. STL	Antti Niemi
January 4, 2017	Max Pacioretty	0:19	4-3 L vs. MTL	Kari Lehtonen
January 21, 2017	Jay Beagle	0:19	4-3 L vs. WSH	Kari Lehtonen
December 16, 2017	Shayne Gostisbehere	3:50	2-1 L @ PHI	Ben Bishop
December 19, 2017	Andre Burakovsky	1:51	4-3 L vs. WSH	Ben Bishop
March 1, 2018	Cory Conacher	4:19	5-4 L vs. TBL	Ben Bishop
March 5, 2018	Erik Karlsson	2:41	3-2 L vs. OTT	Kari Lehtonen
March 16, 2018	Mike Hoffman	3:26	3-2 L @ OTT	Ben Bishop
November 5, 2018	Brad Marchand	4:29	1-2 L @ BOS	Anton Khudobin
November 10, 2018	Mattias Ekholm	2:27	5-4 L vs. NSH	Ben Bishop
November 27, 2018	Oscar Klefbom	2:42	0-1 L @ EDM	Anton Khudobin
December 31, 2018	Jeff Petry	0:14	2-3 L vs. MTL	Ben Bishop
February 7, 2019	Ryan Johansen	0:43	2-3 L @ NSH	Anton Khudobin

SHOOTOUT HISTORY // DALLAS STARS HOCKEY CLUB

SHOOTOUT HISTORY

SEASON	VS. & DATE	RESULT	SHOOTOUT	DECIDING GOAL	GOALTENDERS
2005-06	@ COL on 11/5	3-2 W	2-0	S. Zubov	M. Turco/P. Budaj
	@ SJS on 11/12	3-2 W	2-0	S. Zubov	M. Turco/E. Nabokov
	vs. CAR on 12/2	5-4 W	2-1	M. Modano	M. Turco/M. Gerber
	vs. ANA on 1/6	4-3 W	2-1	A. Miettinen	J. Hedberg/J.S. Giguere
	@ BOS on 1/14	2-1 W	1-0	J. Jokinen	M. Turco/T. Thomas
	vs. STL on 1/25	4-3 W	2-0	S. Zubov	M. Turco/C. Sanford
	@ COL on 1/26	3-2 W	2-1	J. Jokinen	M. Turco/P. Budaj
	vs. DET on 1/28	2-1 W	3-2	M. Modano	M. Turco/M. Legace
	@ EDM on 3/7	4-3 W	2-0	S. Zubov	M. Turco/M. Morrison
	@ SJS on 3/18	4-3 W	2-1	A. Miettinen	M. Turco/V. Toskala
	vs. CHI on 3/24	3-2 W	0-2	B. Morrow	J. Hedberg/N. Khabibulin
	@ ANA on 3/31	4-5 L	0-2	R. Niedermayer	M. Turco/J.S. Giguere
	@ PHX on 4/8	3-2 W	2-0	J. Jokinen	J. Hedberg/C. Joseph
	05-06 RECORD	12-1	24-6		
2006-07	@ ANA on 10/15	4-3 W	2-1	J. Jokinen	M. Turco/J.S. Giguere
	vs. MIN on 12/2	4-3 W	3-1	J. Jokinen	M. Turco/N. Backstrom
	@ LAK on 12/16	4-3 W	1-0	M. Ribeiro	M. Turco/B. Brust
	@ VAN on 1/3	1-2 L	1-2	R. Kesler	M. Turco/R. Luongo
	@ EDM on 1/4	6-5 W	2-0	S. Zubov	M. Turco/D. Roloson
	@ MIN on 1/20	2-1 W	3-2	S. Barnes	M. Turco/N. Backstrom
	vs. PIT on 1/26	3-4 L	0-1	E. Christensen	M. Turco/M. Fleury
	@ SJS on 1/30	3-2 W	3-2	M. Ribeiro	M. Turco/V. Toskala
	@ MIN on 2/20	1-2 L	0-1	M. Koivu	M. Turco/N. Backstrom
	vs. CBJ on 3/2	2-3 L	0-1	J. Chimera	M. Turco/F. Norrena
	@ PHX on 3/24	4-3 W	1-0	J. Lehtinen	M. Turco/C. Joseph
	@ DET on 3/30	4-3 W	1-0	S. Zubov	M. Smith/D. Hasek
	vs. ANA on 4/6	2-1 W	1-0	L. Nagy	M. Turco/I. Bryzgalov
	06-07 RECORD	9-4	18-11		
2007-08	@ CBJ on 10/17	2-1 W	1-0	J. Jokinen	M. Smith/F. Norrena
	vs. SJS on 11/14	3-4 L	0-2	D. Setoguchi	M. Turco/E. Nabokov
	@ CBJ on 12/2	2-1 W	3-2	N. Hagman	M. Turco/P. Leclaire
	@ EDM on 12/18	2-1 W	1-0	S. Zubov	M. Turco/D. Roloson
	vs. STL on 12/29	5-4 W	1-0	M. Modano	M. Smith/H. Toivonen
	@ LAK on 1/12	3-4 L	2-1	P. O'Sullivan	M. Turco/J. LaBarbera
	vs. VAN on 2/5	3-2 W	2-1	B. Morrow	M. Turco/R. Luongo
	@ ANA on 3/30	2-3 L	1-2	C. Kunitz	M. Turco/J.S. Giguere
	07-08 RECORD:	5-3	11-8		
2008-09	@ LAK on 11/11	2-3 L	1-2	A. Frolov	M. Turco/E. Ersberg
	vs. ANA on 11/22	1-2 L	1-2	R. Getzlaf	M. Turco/J. Hiller
	vs. COL on 12/5	2-1 W	2-1	M. Modano	M. Turco/P. Budaj
	vs. CBJ on 12/18	6-5 W	2-0	B. Richards	M. Turco/P. LeClaire
	@ VAN on 1/4	3-2 W	2-1	J. Neal	M. Turco/J. LaBarbera
	@ PHX on 1/10	0-1 L	2-3	K. Turris	M. Turco/I. Bryzgalov
	vs. BUF on 1/15	4-5 L	1-2	J. Pominville	M. Turco/R. Miller
	vs. LAK on 1/17	3-2 W	1-0	M. Ribeiro	M. Turco/E. Ersberg
	@ CBJ on 2/16	3-2 W	1-0	J. Neal	M. Turco/S. Mason
	vs. LAK on 3/26	0-1 L	1-2	J. Williams	M. Turco/J. Quick
	@ COL on 4/9	3-2 W	4-2	M. Ribeiro	M. Climie/P. Budaj
	@ ANA on 4/10	3-4 L	1-2	T. Selanne	M. Turco/J. Hiller
	08-09 RECORD	6-6	18-17		
2009-10	vs. NSH on 10/3	2-3 L	1-2	M. Santorelli	M. Turco/D. Ellis
	@ EDM on 10/6	4-5 L	0-1	A. Hemsky	M. Turco/N. Khabibulin
	@ VAN on 10/11	3-4 L	0-2	K. Wellwood	M. Turco/R. Luongo
	vs. FLA on 10/30	5-6 L	0-1	R. Olesz	A. Auld/S. Clemmensen
	@ SJS on 11/12	3-2 W	1-0	S. Robidas	M. Turco/E. Nabokov
	vs. STL on 11/25	3-4 L	1-2	B. Boyes	M. Turco/T. Conklin
	vs. EDM on 12/5	2-3 L	1-2	S. Horcoff	M. Turco/J. Deslauriers
	@ SJS on 12/11	3-2 W	2-1	M. Niskanen	M. Turco/E. Nabokov
	@ LAK on 12/12	2-3 L	0-1	M. Handzus	A. Auld/J. Quick
	vs. DET on 1/16	3-2 W	1-0	S. Ott	A. Auld/J. Howard
	vs. CGY on 1/27	4-3 W	1-0	L. Eriksson	A. Auld/M. Kiprusoff
	@ CHI on 2/9	3-4 L	0-1	K. Versteeg	M. Turco/A. Niemi
	@ WSH on 3/8	4-3 W	2-1	L. Eriksson	M. Turco/S. Varlamov
	vs. LAK on 3/12	1-2 L	0-1	J. Stoll	M. Turco/J. Bernier
	vs. PHX on 3/21	2-3 L	1-2	A. Aucoin	M. Turco/J. LaBarbera
	vs. ANA on 4/8	3-2 L	2-0	M. Modano	M. Turco/J. Hiller
	@ MIN on 4/10	4-3 W	1-0	J. Benn	K. Lehtonen/N. Backstrom
	09-10 RECORD	7-10	14-17		

SEASON	VS. & DATE	RESULT	SHOOTOUT	DECIDING GOAL	GOALTENDERS
2010-11	@ NYI on 10/9	5-4 W	1-0	M. Ribeiro	K. Lehtonen/DiPietro
	vs. STL on 10/16	3-2 W	3-1	L. Eriksson	K. Lehtonen/T. Conklin
	vs. COL on 11/20	3-4 L	1-2	K. Porter	K. Lehtonen/P. Budaj
	@ CBJ on 12/6	2-3 L	1-2	K. Wilson	K. Lehtonen/M. Garon
	vs. CAR on 12/10	2-1 W	1-0	B. Richards	K. Lehtonen/C. Ward
	@ SJS on 12/13	3-2 W	2-1	B. Richards	A. Raycroft/A. Niemi
	vs. CGY on 12/23	2-3 L	0-1	A. Tanguay	K. Lehtonen/M. Kiprusoff
	vs. NYR on 1/7	2-3 L	0-1	M. Zuccarello	K. Lehtonen/H. Lundqvist
	vs. CHI on 2/11	4-3 W	3-1	B. Richards	K. Lehtonen/M. Turco
	vs. CGY on 3/9	3-4 L	1-2	C. Glencross	K. Lehtonen/M. Kiprusoff
	vs. PHI on 3/19	2-3 L	1-2	V. Leino	K. Lehtonen/S. Bobrovsky
	@ PHX on 3/29	1-2 L	1-2	R. Whitney	K. Lehtonen/I. Bryzgalov
	10-11 RECORD	5-7	15-15		
2011-12	vs. PHX on 10/10	2-1 W	2-1	M. Ribeiro	K. Lehtonen/M. Smith
	@ PHX on 10/25	3-2 W	2-1	T. Daley	K. Lehtonen/M. Smith
	vs. TOR on 11/25	3-4 L	0-1	J. Lupul	K. Lehtonen/J. Gustavsson
	@ LAK on 1/12	5-4 W	1-0	L. Eriksson	K. Lehtonen/J. Quick
	vs. DET on 1/17	2-3 L	0-1	J. Hudler	R. Bachman/T. Conklin
	vs. MIN on 2/4	2-1 W	2-1	J. Benn	K. Lehtonen/N. Backstrom
	@ BUF on 2/10	2-3 L	1-2	N. Gerbe	K. Lehtonen/R. Miller
	vs. PIT on 2/29	3-4 L	2-3	P. Poupis	K. Lehtonen/M. Fleury
	@ CGY on 3/4	3-2 W	2-0	L. Eriksson	K. Lehtonen/M. Kiprusoff
	vs. SJS on 3/8	4-3 W	1-0	T. Vincour	K. Lehtonen/A. Niemi
	vs. PHX on 3/20	4-3 W	1-0	M. Ribeiro	K. Lehtonen/M. Smith
	11-12 RECORD	7-4	14-10		
2012-13	vs. PHX on 2/1	4-3 W	2-1	J. Jagr	K. Lehtonen/M. Smith
	@ ANA on 3/14	1-2 L	0-2	B. Ryan	K. Lehtonen/J. Hiller
	@ SJS on 4/7	5-4 W	1-0	Ja. Benn	K. Lehtonen/A. Niemi
	12-13 RECORD	2-1	3-3		
2013-14	vs. SJS on 10/17	4-3 W	1-0	A. Chiasson	D. Ellis/A. Niemi
	vs. WPG on 10/26	1-2 L	0-1	A. Ladd	K. Lehtonen/O. Pavelec
	@ OTT on 11/3	4-3 W	1-0	Ja. Benn	K. Lehtonen/R. Lehner
	@ BOS on 11/5	3-2 W	2-1	R. Peverley	K. Lehtonen/T. Rask
	vs. CHI on 11/29	1-2 L	1-2	B. Smith	K. Lehtonen/C. Crawford
	vs. EDM on 12/1	2-3 L	1-2	D. Perron	K. Lehtonen/D. Dubnyk
	@ SJS on 12/21	2-3 L	0-1	J. Thornton	K. Lehtonen/A. Stalock
	vs. CGY on 3/14	3-4 L	1-2	C. Knight	T. Thomas/J. MacDonald
	vs. NSH on 4/8	3-2 W	2-1	T. Seguin	K. Lehtonen/P. Rinne
	13-14 RECORD	4-5	9-10		
2014-15	vs. CHI on 10/9	2-3 L	0-1	P. Kane	K. Lehtonen/C. Crawford
	@ NJD on 10/24	3-2 W	2-0	J. Spezza	K. Lehtonen/C. Schneider
	@ EDM on 12/21	6-5 W	3-2	S. Horcoff	A. Lindback/B. Scrivens
	vs. COL on 2/3	2-3 L	3-4	M. Talbot	K. Lehtonen/S. Varlamov
	vs. COL on 2/27	4-5 L	0-1	R. O'Reilly	K. Lehtonen/S. Varlamov
	@ FLA on 3/5	4-3 W	1-0	C. Sceviour	J. Enroth/D. Ellis
	vs. CGY on 3/25	2-3 W	1-0	T. Seguin	K. Lehtonen/K. Ramo
	14-15 RECORD	4-3	10-8		
2015-16	vs. VAN on 11/27	3-2 W	1-0	T. Seguin	A. Niemi/R. Miller
	@ CGY on 12/1	3-4 L	1-3	J. Gaudreau	A. Niemi/K. Ramo
	@ STL on 12/26	2-3 L	4-5	D. Backes	A. Niemi/J. Allen
	vs. WPG on 1/7	2-1 W	2-1	P. Sharp	K. Lehtonen/C. Hellebuyck
	15-16 RECORD	2-2	8-9		
2016-17	vs. MIN on 1/24	2-3 L	2-3	C. Stewart	K. Lehtonen/D. Dubnyk
	@ CHI on 3/23	2-3 L	1-2	A. Panarin	K. Lehtonen/C. Crawford
	vs. COL on 4/8	4-3 W	1-0	T. Seguin	K. Lehtonen/J. Smith
	16-17 RECORD	1-2	4-5		
2017-18	@ FLA on 11/14	3-4 L	1-2	V. Trocheck	K. Lehtonen/R. Luongo
	vs. CHI on 12/2	3-2 W	2-0	A. Radulov	B. Bishop/A. Forsberg
	@ NYR on 12/11	2-1 W	2-1	J. Spezza	K. Lehtonen/O. Pavelec
	vs. NSH on 12/23	4-3 W	2-0	A. Radulov	B. Bishop/J. Saros
	vs. PIT on 2/9	4-3 W	1-0	T. Seguin	K. Lehtonen/M. Murray
	@ TOR on 3/14	5-6 L	0-2	T. Bozak	K. Lehtonen/C. McElhinney
	17-18 RECORD	4-2	8-5		
2018-19	vs. VAN on 3/17	2-3 L	0-1	J. Leivo	A. Khudobin/J. Markstrom
	@ EDM on 3/28	3-2 W	2-1	J. Benn	A. Khudobin/M. Koskinen
	@ VAN on 3/30	2-3	0-1	M. Grantlund	A. Khudobin/J. Markstrom
	18-19 RECORD	1-2	2-3		

SHOOTER	EFFICIENCY	GDG
Jason Arnott	0 for 1 (0.0%)	0
Stu Barnes	1 for 2 (50.0%)	1
Jamie Benn	14 for 45 (31.1%)	5
Jordie Benn	1 for 5 (20.0%)	0
Fabian Brunnstrom	1 for 4 (25.0%)	0
Alex Chiasson	1 for 5 (20.0%)	1
Erik Cole	0 for 1 (0.0%)	0
Trevor Daley	1 for 3 (33.3%)	1
Cody Eakin	0 for 1 (0.0%)	0
Patrick Eaves	2 for 3 (66.7%)	0
Loui Eriksson	10 for 33 (30.3%)	5
Vernon Fiddler	2 for 6 (33.3%)	1
Matt Fraser	0 for 1 (0.0%)	0
Ryan Garbutt	0 for 1 (0.0%)	0
Alex Goligoski	0 for 1 (0.0%)	0
Bill Guerin	1 for 1 (100%)	0
Niklas Hagman	1 for 4 (25.0%)	1
Miro Heiskanen	0 for 2 (0%)	0
Ales Hemsky	0 for 4 (0.0%)	0
Roope Hintz	0 for 2 (0%)	0
Shawn Horcoff	1 for 3 (33.3%)	1
Jaromir Jagr	1 for 1 (100.0%)	0
Mattias Janmark	0 for 1 (0.0%)	0
Jussi Jokinen	17 for 29 (58.6)	6
Niko Kapanen	0 for 1 (0.0%)	0
John Klingberg	0 for 5 (0.0%)	0
Jamie Langenbrunner	1 for 2 (50.0%)	0
Jere Lehtinen	4 for 13 (30.8%)	1
Eric Lindros	1 for 1 (100%)	0
Antti Miettinen	3 for 9 (33.3%)	2
Mike Modano	8 for 28 (28.6%)	5
Brenden Morrow	3 for 6 (50.0%)	2
Ladislav Nagy	1 for 2 (50.0%)	1
James Neal	5 for 17 (29.4%)	2
Valeri Nichushkin	0 for 1 (0.0%)	0
Matt Niskanen	1 for 3 (33.3%)	1
Steve Ott	1 for 4 (25.0%)	1
Mark Parrish	0 for 1 (0.0%)	0
Rich Peverley	3 for 4 (75.0%)	1
Alexander Radulov	3 for 9 (33.3%)	2
Mike Ribeiro	19 for 53 (35.8%)	6
Brad Richards	12 for 36 (33.3%)	4
Stephane Robidas	1 for 5 (20.0%)	1
Antoine Roussel	1 for 1 (100%)	0
Michael Ryder	1 for 7 (14.3%)	0
Colton Sceviour	2 for 5 (40.0%)	1
Brandon Segal	0 for 1 (0.0%)	0
Tyler Seguin	14 for 27 (51.9%)	6
Sheldon Souray	0 for 1 (0.0%)	0
Patrick Sharp	3 for 5 (60.0%)	1
Jason Spezza	3 for 13 (23.1%)	2
Patrik Stefan	0 for 1 (0.0%)	0
Tomas Vincour	1 for 2 (50.0%)	1
Tom Wandell	0 for 1 (0.0%)	0
Ray Whitney	0 for 5 (0.0%)	0
Jason Williams	0 for 1 (0.0%)	0
Sergei Zubov	13 for 31 (41.9%)	7

ALL-TIME PERCENTAGE

158 FOR 458 (34.5%)

69

GOALIE	SAVES/SHOTS	RECORD
Alex Auld	13/15 (86.7%)	2-2
Richard Bachman	2/3 (66.6%)	0-1
Ben Bishop	4/4 (100%)	2-0
Matt Climie	1/3 (33.3%)	1-0
Dan Ellis	3/3 (100%)	1-0
Jhonas Enroth	3/3 (100%)	1-0
Johan Hedberg	14/17 (82.4%)	4-0
Anton Khudobin	14/17 (82.4%)	1-2
Kari Lehtonen	113/164 (68.9%)	22-22
Anders Lindback	6/8 (75.0%)	1-0
Antti Niemi	6/14 (42.9%)	1-2
Andrew Raycroft	5/6 (83.3%)	2-0
Mike Smith	9/9 (100%)	3-0
Tim Thomas	2/4 (50.0%)	0-1
Marty Turco	131/188 (69.7%)	28-22
ALL-TIME GOALTENDING	325/457 (71.1%)	69-52



PENALTY SHOTS FOR // DALLAS STARS HOCKEY CLUB

DATE	SHOOTER	OPP TEAM	GOALTENDER	RESULT
November 30, 1967	Dave Balon	@ MTL	Gump Worsley	NG
December 23, 1967	Bill Collins	@ PIT	Les Binkley	NG
January 28, 1968	Wayne Connelly	vs. DET	Roger Crozier	NG
February 11, 1971	Jude Drouin	@ MTL	Rogie Vachon	NG
October 14, 1971	Tom Reid	vs. MTL	Ken Dryden	Goal
October 14, 1973	Ruster Harvey	@ CHI	Tony Esposito	NG
March 8, 1975	Dennis Hextall	@ TOR	Gord McRae	Goal
January 6, 1977	Dean Talafous	@ DET	Ed Giacomin	NG
January 11, 1978	Steve Jensen	vs. TOR	Mike Palmateer	NG
December 6, 1978	Al MacAdam	vs. LAK	Ron Grahame	NG
March 16, 1983	Dino Ciccarelli	vs. PIT	Denis Herron	NG
March 22, 1984	Neal Broten	vs. MTL	Rick Wamsley	NG
November 3, 1984	Scott Bjurgstad	vs. PHI	Pelle Linbergh	NG
October 10, 1985	Bo Berglund	@ DET	Corrado Micalaf	Goal
December 23, 1986	Dennis Maruk	vs. TOR	Allan Bester	NG
December 28, 1986	Kent Nilsson	@ WPG	Eldon Reddick	NG
November 26, 1988	Dino Ciccarelli	@ TOR	Allan Bester	NG
January 21, 1991	Mike Craig	@ WPG	Bob Essensa	NG
March 17, 1992	Ulf Dahlen	vs. BUF	Daren Puppa	NG
March 21, 1992	Chris Dahlquist	@ QUE	Stephane Fiset	NG
April 16, 1992	Todd Elik	@ STL	Curtis Joseph	NG
October 28, 1992	Dave Gagner	@ EDM	Bill Ranford	NG
January 27, 1994	Brent Gilchrist	@ VAN	Kirk McLean	NG
April 1, 1995	Dave Gagner	vs. DET	Chris Osgood	NG
October 7, 1997	Jere Lehtinen	@ BUF	Dominik Hasek	Goal
December 7, 1998	Mike Modano	@ CGY	Tyler Moss	NG
January 22, 2001	Brett Hull	vs. VAN	Felix Potvin	NG
February 18, 2001	Joe Nieuwendyk	vs. DET	Chris Osgood	Goal
October 24, 2001	Mike Modano	vs. PIT	Johan Hedberg	NG
November 6, 2002	Brenden Morrow	vs. VAN	Dan Cloutier	Goal
January 23, 2004	Mike Modano	vs. STL	Chris Osgood	NG
November 30, 2005	Antti Miettinen	vs. SJS	Evgeni Nabokov	Goal
March 7, 2006	Jussi Jokinen	@ EDM	Ty Conklin	Goal
March 16, 2006	Stu Barnes	vs. LAK	Mathieu Garon	NG
October 20, 2006	Niklas Hagman	vs. CHI	Brian Boucher	NG
November 22, 2006	Mike Modano	vs. NSH	Tomas Vokone	NG
January 28, 2007	Jere Lehtinen	@ ANA	J.S. Guiguere	Goal
November 7, 2007	Sergei Zubov	@ SJS	Evgeni Nabokov	NG
January 7, 2008	Mike Ribeiro	vs. MIN	Nicklas Backstrom	NG
November 4, 2009	Brenden Morrow	vs. CGY	Curtis McElhinney	NG
November 3, 2010	Loui Eriksson	vs. PIT	Brent Johnson	Goal
November 12, 2010	Jamie Benn	@ ANA	Jonas Hiller	NG
December 26, 2010	Loui Eriksson	vs. PHX	Jason LaBarbera	NG
December 31, 2010	James Neal	vs. VAN	Cory Schneider	NG
January 5, 2012	Steve Ott	@ NSH	Pekka Rinne	NG
March 22, 2012	Mike Ribeiro	vs. VAN	Cory Schneider	NG
January 24, 2013	Ryan Garbutt	vs. CHI	Corey Crawford	NG
March 18, 2013	Antoine Roussel	vs. CGY	Joey MacDonald	NG
November 5, 2013	Vernon Fiddler	@ BOS	Tuuka Rask	Goal
November 13, 2013	Valeri Nichushkin	@ EDM	Devan Dubnyk	NG
November 29, 2013	Alex Chiasson	vs. CHI	Corey Crawford	NG
December 3, 2013	Antoine Roussel	@ CHI	Corey Crawford	Goal
December 27, 2013	Antoine Roussel	vs. NSH	Carter Hutton	NG
January 2, 2014	Valeri Nichushkin	vs. MTL	Carey Price	Goal
January 21, 2014	Jordie Benn	vs. MIN	Dacy Kuemper	Goal
April 3, 2015	Travis Moen	vs. STL	Brian Elliott	Goal
April 4, 2015	Cody Eakin	@ NSH	Pekka Rinne	Goal
November 2, 2015	Valeri Nichushkin	@ TOR	James Reimer	NG
November 30, 2017	Radek Faksa	@ CHI	Corey Crawford	Goal
November 3, 2018	Tyler Seguin	@ WSH	Braden Holtby	NG

TOTALS: 18/60 = 30.0%

DALLAS STARS HOCKEY CLUB // PENALTY SHOTS AGAINST

DATE	SHOOTER	OPP TEAM	GOALTENDER	RESULT
December 26, 1970	Red Berenson	@ STL	Cesare Maniago	Goal
December 11, 1973	Phil Hoene	vs. LAK	Cesare Maniago	Goal
January 27, 1976	Brian Trottier	@ NYI	Cesare Maniago	NG
February 1, 1976	Greg Polis	@ NYR	Cesare Maniago	NG
March 5, 1978	Andre St. Laurent	@ DET	Cesare Maniago	NG
October 19, 1979	Peter Sullivan	@ WPG	Gary Edwards	NG
January 5, 1980	Bengt Gustafson	vs. WSH	Gilles Meloche	NG
February 2, 1980	Harold Snepstts	vs. VAN	Gilles Meloche	Goal
February 9, 1980	Ross Lonsberry	@ PIT	Gilles Meloche	NG
March 2, 1983	Alain Lemieux	vs. STL	Gilles Meloche	NG
February 16, 1985	Joe Mullen	@ STL	Rollie Melanson	Goal
March 10, 1985	Denis Savard	@ CHI	Rollie Melanson	NG
October 28, 1986	Perry Berezan	vs. CGY	Don Beaupre	Goal
February 14, 1987	Joe Mullen	vs. CGY	Kari Takko	Goal
March 5, 1987	Bob Probert	@ DET	Kari Takko	Goal
December 30, 1987	Troy Murray	@ CHI	Kari Takko	Goal
October 28, 1988	Miroslav Frycer	@ DET	Don Beaupre	NG
February 22, 1989	Steve Larmer	@ CHI	Kari Takko	NG
March 31, 1989	Petr Kilma	@ DET	Jon Casey	NG
October 31, 1991	Bob Errey	@ PIT	Darcy Wakaluk	Goal
January 7, 1992	Dimitri Khristich	@ WAS	Darcy Wakaluk	Goal
February 7, 1992	Dave Andreychuk	@ BUF	Darcy Wakaluk	NG
October 18, 1992	Reggie Savage	@ WAS	Jon Casey	Goal
March 19, 1993	Steve Yzerman	@ DET	Darcy Wakaluk	NG
April 3, 1993	Luc Robitaille	@ LAK	Jon Casey	NG
October 30, 1993	Bob Kudelski	vs. OTT	Darcy Wakaluk	Goal
December 27, 1993	Sergei Federov	vs. DET	Andy Moog	Goal
December 21, 1995	Wendel Clark	vs. NYI	Darcy Wakaluk	NG
March 13, 2000	Radek Dvorak	@ NYR	Manny Fernandez	NG
December 1, 2000	Alex Tanguay	@ COL	Ed Belfour	NG
December 5, 2001	Mike Fisher	vs. OTT	Marty Turco	Goal
December 6, 2002	Mathieu Dandenault	vs. DET	Marty Turco	NG
November 22, 2003	Keith Tkachuk	@ STL	Marty Turco	NG
December 6, 2003	Nils Ekman	@ SJS	Ron Tugnutt	Goal
March 5, 2004	Shean Donovan	vs. CGY	Marty Turco	NG
October 26, 2005	Marcel Goc	vs. SJS	Marty Turco	NG
November 10, 2005	Steve Sullivan	@ NSH	Marty Turco	NG
November 25, 2005	Mike Comrie	vs. PHX	Marty Turco	NG
November 30, 2006	Alexander Ovechkin	@ WAS	Mike Smith	NG
March 18, 2007	Shane Doan	vs. PHX	Marty Turco	NG
December 31, 2007	Scott Nichol	vs. NSH	Marty Turco	NG
January 9, 2008	Patrick Kane	@ CHI	Marty Turco	NG
January 15, 2008	Chris Kunitz	@ ANA	Marty Turco	NG
March 15, 2008	Markus Naslund	vs. VAN	Marty Turco	NG
December 29, 2008	Patrick Marleau	vs. SJS	Marty Turco	NG
November 14, 2009	Shane Doan	@ PHX	Marty Turco	NG
January 5, 2011	Viktor Stalber	@ CHI	Kari Lehtonen	NG
January 17, 2011	Jack Johnson	vs. LAK	Kari Lehtonen	NG
November 11, 2011	Matt Cooke	@ PIT	Kari Lehtonen	Goal
March 6, 2012	Zack Kassian	vs. VAN	Richard Bachman	NG
March 12, 2013	Rich Clune	vs. NSH	Kari Lehtonen	Goal
November 21, 2013	Rick Nash	vs. NYR	Kari Lehtonen	NG
January 4, 2014	Justin Abdelkader	vs. DET	Dan Ellis	NG
March 21, 2015	Brandon Saad	vs. CHI	Kari Lehtonen	NG
March 27, 2015	Andrew Miller	@ EDM	Kari Lehtonen	Goal
October 29, 2015	Alex Burrows	vs. VAN	Antti Niemi	Goal
February 4, 2016	Nathan MacKinnon	@ COL	Antti Niemi	NG
March 24, 2016	Brad Richardson	@ ARI	Kari Lehtonen	NG
October 22, 2016	Cam Atkinson	vs. CBJ	Kari Lehtonen	NG
December 27, 2016	Radim Vrbata	@ ARI	Kari Lehtonen	Goal
February 12, 2017	Craig Smith	vs. NSH	Kari Lehtonen	NG
November 2, 2017	Kyle Connor	@ WPG	Ben Bishop	NG
February 24, 2018	Patrik Laine	vs. WPG	Kari Lehtonen	NG
October 30, 2018	Artturi Lehkonen	@ MTL	Ben Bishop	NG
March 15, 2019	William Karlsson	vs. VGK	Anton Khudobin	NG
March 17, 2019	Elias Pettersson	vs. VAN	Anton Khudobin	NG

TOTALS: 41/60 = 68.3% (19 GA)

ALL-TIME ROSTER // DALLAS STARS HOCKEY CLUB

PLAYER	POS	GP	G	A	PTS	+/-	PIM	PPG	SHG	GWG	OTG	S	FROM-TO
Keith Acton	C	343	87	148	235	-38	380	14	6	13	0	663	1983-88
Greg Adams	L	177	60	57	117	13	59	24	1	6	0	344	1994-98
Chris Ahrens	D	52	0	3	3	-26	84	0	0	0	0	26	1973-78
Keith Aldridge	R	4	0	0	0	1	0	0	0	0	0	6	1999-00
Kent-Erik Andersson	R	322	59	68	127	-21	56	7	6	12	0	473	1977-82
Mike Antonovich	C	14	0	2	2	-5	8	0	0	0	0	22	1975-82
Dave Archibald	C	162	28	44	72	-27	46	11	0	5	0	227	1987-90
Jim Archibald	R	16	1	2	3	-4	45	0	0	0	0	20	1984-87
Chuck Arnason	R	1	0	0	0	0	0	0	0	0	0	0	1978-79
Jason Arnett	C	236	79	105	184	44	225	25	1	18	2	507	2001-06
Brent Ashton	L	97	11	17	28	-13	69	0	0	0	0	112	1983-85
Donald Audette	R	20	4	8	12	2	12	3	0	2	0	49	2001-02
Sean Avery	L	23	3	7	10	2	77	0	0	0	0	49	2008-09
Warren Babe	L	21	2	5	7	3	23	0	0	0	0	17	1987-91
John Baby	D	2	0	1	1	-2	0	0	0	0	0	6	1978-79
Helmut Balderis	R	26	3	6	9	0	2	2	0	0	0	30	1989-90
Dave Balon	L	73	15	32	47	-10	84	4	1	2	0	152	1967-68
Don Barber	L	74	23	24	47	3	44	7	0	4	0	152	1988-91
Krys Barch	R	263	10	16	26	-9	578	0	0	3	0	109	2006-12
Bob Barlow	L	77	16	17	33	-4	10	6	1	1	0	164	1969-71
Matthew Barnaby	R	39	1	6	7	5	127	0	0	0	0	22	2006-07
Stu Barnes	C	329	53	67	120	13	136	3	4	13	0	472	2002-08
Dave Barr	R	20	2	5	7	-6	21	0	0	0	0	20	1993-94
Douglas Barrault	R	2	0	0	0	-1	2	0	0	0	0	0	1992-93
Fred Barrett	D	730	23	123	146	-103	663	0	0	2	0	715	1970-83
John Barrett	D	1	0	1	1	-3	2	0	0	0	0	0	1987-88
Bob Bassen	L	117	8	12	20	-5	113	0	0	3	0	99	1995-98
Nolan Baumgartner	D	7	0	2	2	0	0	0	0	0	0	4	2006-07
Gavin Bayreuther	D	19	2	3	5	+2	10	0	0	0	0	25	2018-
Norm Beaudin	R	12	0	1	1	-3	0	0	0	0	0	16	1970-71
Steve Begin	L	20	1	1	2	-1	15	0	0	0	0	25	2008-09
Brian Bellows	L	753	342	380	722	-82	537	134	13	40	4	2416	1982-92
Jamie Benn	L	745	281	368	649	+51	560	74	12	43	5	2082	2009-
Jordie Benn	D	302	11	60	71	7	119	3	0	2	0	310	2011-17
Harvey Bennett	C	64	11	10	21	-33	91	1	0	0	0	67	1977-78
Perry Berezan	C	132	15	22	37	-5	65	1	3	1	0	164	1988-91
Mike Berger	D	30	3	1	4	-20	67	3	0	0	0	41	1987-89
Bob Bergloff	D	2	0	0	0	-1	5	0	0	0	0	1	1982-83
Bo Berglund	L	36	8	9	17	-3	10	1	0	1	0	44	1984-86
Gary Bergman	D	57	3	23	26	-12	66	1	0	1	0	87	1973-74
Brad Berry	D	78	0	3	3	-1	127	0	0	0	0	55	1991-94
Nick Beverley	D	109	9	31	40	-1	24	0	0	1	0	145	1976-78
Dwight Bialowas	D	116	8	37	45	-17	24	8	0	1	0	171	1974-77
Don Biggs	C	1	0	0	0	0	0	0	0	0	0	0	1984-85
Scott Bjugstad	L	229	68	58	126	-21	116	18	2	11	1	459	1983-88
James Black	L	23	4	4	8	-4	6	2	0	0	0	26	1992-94
Don Blackburn	L	4	0	0	0	0	4	0	0	0	0	0	1972-73
Rick Boh	C	8	2	1	3	1	4	0	0	0	0	8	1987-88
Leo Boivin	D	97	4	18	22	-21	46	1	0	0	0	159	1968-70
Jim Boo	D	6	0	0	0	-6	22	0	0	0	0	2	1977-78
Nikolai Borschevsky	R	12	1	3	4	-7	6	0	0	1	0	22	1995-96
Jason Botterill	L	21	0	0	0	-3	42	0	0	0	0	10	1997-99
Henry Boucha	C	51	15	14	29	-12	23	1	0	1	0	131	1974-75
Joel Bouchard	D	2	0	0	0	1	2	0	0	0	0	1	1999-00
Philippe Boucher	D	346	52	110	162	72	380	23	2	12	1	768	2002-09
Tyler Bouck	L	48	2	5	7	-3	29	0	0	1	0	41	2000-01
Andre Boudrias	L	127	22	44	66	-33	48	5	0	3	0	270	1967-69
Paul Boutilier	D	10	2	4	6	0	8	0	0	0	0	21	1986-87
Zac Boyer	R	3	0	0	0	0	0	0	0	0	0	4	1994-96
Neil Brady	C	5	0	1	1	-1	21	0	0	0	0	1	1993-94
Per-Olov Brasar	C	167	27	79	106	-9	12	9	2	3	0	334	1977-80
Bob Brooke	R	237	26	51	77	-29	276	2	6	3	0	383	1986-90
Neal Broten	C	992	274	593	867	23	535	64	24	30	4	2177	1980-97
Paul Broten	R	111	19	21	40	11	66	0	0	3	1	143	1993-95
Aaron Broten	C	35	9	9	18	-8	22	0	0	2	0	65	1989-90
Rob Brown	R	1	0	0	0	-1	0	0	0	0	0	1	1993-94
Murray Brumwell	D	22	0	3	3	1	18	0	0	0	0	12	1980-82
Benoit Brunet	L	32	4	9	13	5	8	0	1	1	0	33	2001-02
Fabian Brunstrom	L	99	19	21	40	-11	18	4	0	5	0	119	2008-10
Valeri Bure	R	13	2	5	7	3	6	0	0	0	0	34	2003-04
Marc Bureau	C	55	6	10	16	-8	54	0	0	0	0	61	1990-92
Adam Burish	R	128	14	19	33	8	167	0	0	2	0	171	2010-12

DALLAS STARS HOCKEY CLUB // ALL-TIME ROSTER

PLAYER	POS	GP	G	A	PTS	+/-	PIM	PPG	SHG	GWG	OTG	S	FROM-TO
Charlie Burns	C	268	27	53	80	0	60	0	3	3	0	300	1969-73
Bill Butters	D	72	1	4	5	-16	77	0	0	0	0	35	1977-79
Petr Buzek	D	4	0	0	0	1	4	0	0	0	0	0	1997-99
Jerry Byers	L	24	0	2	2	-7	6	0	0	0	0	28	1972-74
Terry Caffery	C	8	0	0	0	-2	0	0	0	0	0	1	1970-71
Craig Cameron	R	182	20	18	38	-23	57	2	0	1	0	170	1971-76
Guy Carboneau	C	364	34	66	100	17	181	0	5	8	0	364	1995-00
Jack Carlson	L	124	18	6	24	-9	264	1	0	1	0	82	1978-87
Connor Carrick	D	14	1	3	4	-7	13	0	0	0	0	16	2018-19
Jay Caulfield	R	1	0	0	0	0	0	0	0	0	0	0	1987-88
Paul Cavallini	D	126	12	44	56	18	116	6	0	3	0	219	1993-96
Shawn Chambers	D	320	19	78	97	5	254	4	4	3	0	487	1987-00
Bob Charlebois	L	7	1	0	1	-4	0	1	0	0	0	8	1967-68
Mike Chernoff	L	1	0	0	0	0	0	0	0	0	0	0	1968-69
Alex Chiasson	R	86	19	23	42	-18	38	7	0	5	0	157	2012-14
Dan Chicoine	R	25	1	2	3	-10	12	0	0	0	0	25	1978-80
Rick Chinnick	R	4	0	2	2	0	0	0	0	0	0	7	1973-75
Colin Chisholm	D	1	0	0	0	0	0	0	0	0	0	0	1986-87
Ryan Christie	L	5	0	0	0	-1	0	0	0	0	0	1	1999-00
Steve Christoff	C	145	60	49	109	3	91	13	0	4	0	344	1979-82
Shane Churla	R	366	24	36	60	-27	1883	4	0	3	0	283	1988-96
Dino Ciccarelli	R	602	332	319	651	-2	642	130	1	27	1	1956	1980-89
Enrico Ciccone	D	42	0	1	1	0	163	0	0	0	0	15	1991-93
Andrew Cogliano	C	32	3	3	6	-1	8	0	0	0	0	42	2019-
Erik Cole	L	160	40	29	69	-20	44	6	1	4	0	282	2012-15
Tom Colley	C	1	0	0	0	-3	2	0	0	0	0	0	1974-75
Bill Collins	R	220	47	30	77	-37	113	2	7	4	0	423	1967-70
Blake Comeau	L	77	7	11	18	-7	42	0	0	2	0	102	2018-
Erik Condra	R	6	1	0	1	-2	2	0	0	0	0	10	2018-
Kevin Connauton	D	44	1	9	10	-2	22	0	0	0	0	66	2013-15
Wayne Connelly	C	129	49	37	86	-60	51	18	0	9	0	450	1967-69
Chris Conner	R	71	7	14	21	-8	20	0	0	1	0	79	2006-09
Joe Contini	C	1	0	0	0	0	0	0	0	0	0	0	1980-81
Bob Cook	R	2	0	1	1	-1	0	0	0	0	0	9	1974-75
Shayne Corson	L	17	5	5	10	12	29	0	1	1	0	21	2003-04
Sylvain Cote	D	28	2	8	10	6	14	0	0	0	0	47	1999-00
Patrick Cote	L	8	0	0	0	-3	47	0	0	0	0	4	1995-98
Tim Coulis	L	28	3	3	6	-7	111	0	0	0	0	23	1983-86
Russ Courttnall	R	200	66	110	176	-1	121	21	2	8	0	615	1992-95
Adam Cracknell	R	70	10	6	16	9	12	0	1	2	0	89	2016-18
Mike Craig	R	248	51	67	118	-48	432	15	0	8	0	476	1990-94
Dave Cressman	L	85	6	8	14	-2	37	0	0	1	0	85	1974-76
B.J. Crombeen	R	23	1	6	7	0	65	0	0	0	0	21	2007-09
Ray Cullen	C	208	71	91	162	-52	70	17	0	11	0	541	1967-70
Ulf Dahlen	R	369	130	149	279	-7	46	54	1	18	0	843	1989-93
Chris Dahlquist	D	116	3	19	22	-11	101	0	0	0	0	100	1990-92
Trevor Daley	D	756	67	164	231	6	509	15	2	15	3	1034	2003-15
Kevin Dean	D	14	0	0	0	-1	10	0	0	0	0	6	1999-00
Jason Demers	D	123	12	33	45	19	135	5	1	3	0	173	2014-16
Larry Depalma	C	121	18	14	32	-28	362	4	0	2	0	124	1985-91
Jason Dickinson	C	105	9	18	27	5	40	0	0	2	2	121	2015-
Gerald Diduck	D	14	0	0	0	4	18	0	0	0	0	8	2000-01
Brenden Dillon	D	149	9	17	26	8	174	0	2	2	0	194	2011-15
Rob DiMaio	R	199	25	30	55	18	153	0	3	5	0	220	2001-04
Gord Dineen	D	15	1	2	3	-9	23	0	0	0	0	13	1987-89
Gary Dineen	C	4	0	1	1	-2	0	0	0	0	0	2	1968-69
Jim Dobson	R	8	0	0	0	0	4	0	0	0	0	5	1979-82
Clark Donatelli	L	25	3	3	6	-11	17	0	0	1	1	25	1989-90
Ted Donato	L	65	8	17	25	6	26	1	0	3	0	71	2000-01
Mike Donnelly	L	59	13	19	32	1	39	3	0	3	0	115	1994-96
Gord Donnelly	D	34	1	1	2	-3	118	0	0	0	0	14	1993-95
Jordy Douglas	L	82	16	18	34	-9	40	1	0	3	0	107	1982-84
Peter Douris	R	1	0	0	0	-1	0	0	0	0	0	3	1997-98
Jake Dowell	C	52	2	5	7	-3	53	0	0	0	0	39	2011-12
Justin Dowling	C	20	0	3	3	-4	2	0	0	0	0	20	2016-
Aaron Downey	R	80	2	2	4	3	146	0	0	1	0	25	2002-04
Jude Drouin	C	319	79	183	262	-10	187	15	0	15	0	972	1970-75
Gaetan Duchesne	L	297	45	45	90	21	183	0	5	6	0	433	1989-93
Ken Duggan	D	1	0	0	0	0	0	0	0	0	0	0	1987-88
Blake Dunlop	C	100	18	30	48	-23	18	3	0	4	0	153	1973-77
Radek Dvorak	R	73	4	17	21	-16	12	0	1	0	0	83	2011-12
Cody Eakin	C	349	61	85	146	-13	184	10	6	11	2	584	2012-17

ALL-TIME ROSTER // DALLAS STARS HOCKEY CLUB

PLAYER	POS	GP	G	A	PTS	+/-	PIM	PPG	SHG	GWG	OTG	S	FROM-TO
Mike Eaves	C	207	55	78	133	3	50	13	6	7	0	394	1978-83
Patrick Eaves	R	160	46	35	81	-3	51	22	0	5	0	331	2014-17
Pelle Eklund	C	5	2	1	3	-1	2	0	0	0	0	4	1993-94
Remi Elie	L	90	7	14	21	10	26	0	0	1	0	85	2016-
Todd Elik	L	108	27	50	77	-5	173	8	3	2	0	194	1991-93
Jerry Engele	D	100	2	13	15	-20	162	0	1	1	0	96	1975-78
Grant Erickson	L	4	0	0	0	-3	0	0	0	0	0	4	1969-70
Loui Eriksson	L	501	150	207	357	31	114	36	7	20	6	1060	2006-13
Roland Eriksson	C	158	46	83	129	-58	22	13	0	2	0	508	1976-78
Bob Errey	L	59	2	9	11	7	46	0	0	0	0	34	1997-98
John Erskine	D	107	2	2	4	-19	237	0	0	0	0	60	2001-06
Kevin Evans	L	4	0	0	0	-3	19	0	0	0	0	2	1990-91
Dean Evason	C	127	19	40	59	-9	114	4	2	2	1	171	1993-95
Bill Fairbairn	R	57	9	21	30	-1	2	0	2	2	0	90	1976-78
Kelly Fairchild	C	1	0	0	0	0	0	0	0	0	0	4	1998-99
Radek Faksa	C	285	49	59	108	21	173	1	3	5	0	431	2015-
Tony Featherstone	R	54	9	12	21	-9	4	0	2	0	0	92	1973-74
Todd Fedoruk	L	11	0	2	2	2	33	0	0	0	0	6	2007-08
Taylor Fedun	D	54	4	7	11	-2	14	0	0	0	0	86	2018-
Brent Fedyk	L	41	10	9	19	-17	30	4	0	0	0	71	1995-96
George Ferguson	C	128	14	22	36	-5	33	0	1	2	0	139	1982-84
Vernon Fiddler	C	366	43	69	112	-7	210	5	3	4	0	518	2011-16
Mike Fidler	L	103	33	42	75	-17	61	5	0	3	0	238	1978-81
Mark Fistric	D	257	3	20	23	16	220	0	0	1	0	154	2007-12
Sandy Fitzpatrick	C	18	3	6	9	0	6	0	0	0	0	26	1967-68
John Fleesch	R	90	11	17	28	-27	94	3	0	1	0	103	1974-76
Rob Flockhart	R	12	1	3	4	-6	2	0	0	1	0	11	1979-81
Jon Fontas	C	2	0	0	0	-1	0	0	0	0	0	0	1979-81
Maxime Fortunus	D	9	0	1	1	-5	4	0	0	0	0	5	2009-14
Curt Fraser	L	53	7	6	13	-27	118	1	0	0	0	86	1987-90
Matt Fraser	R	13	1	2	3	0	0	0	0	0	0	18	2011-13
Iain Fraser	C	4	0	0	0	-3	0	0	0	0	0	2	1994-95
Ron Friest	L	64	7	7	14	-10	191	0	0	0	0	55	1980-83
Link Gaetz	D	17	0	2	2	-8	86	0	0	0	0	12	1988-90
Dave Gagner	C	609	247	287	534	-12	746	98	5	29	3	1686	1987-96
Aaron Gagnon	C	21	0	2	2	-3	0	0	0	0	0	11	2009-11
Steve Gainey	L	13	0	1	1	0	14	0	0	0	0	1	2000-04
Jamie Galimore	R	2	0	0	0	0	0	0	0	0	0	0	1977-78
Gary Gambucci	C	51	2	7	9	7	9	0	0	0	0	29	1971-74
Ryan Garbutt	C	198	30	40	70	1	215	0	3	4	0	395	2011-15
Mike Gartner	R	80	41	43	84	-5	34	18	4	2	0	273	1988-90
Cameron Gaunce	D	9	0	0	0	1	7	0	0	0	0	9	2013-14
Aaron Gavey	C	48	7	6	13	-1	54	1	0	2	0	43	1998-00
Stew Gavin	R	289	39	47	86	5	232	0	6	2	0	494	1988-93
Gary Geldart	D	4	0	0	0	-3	5	0	0	0	0	3	1970-71
Barry Gibbs	D	375	35	121	156	-34	600	11	1	4	0	791	1969-75
Brent Gilchrist	L	286	58	66	124	-16	115	12	5	10	1	494	1992-02
Curt Giles	D	760	40	177	217	31	625	7	1	4	1	745	1979-91
Ben Gleason	D	4	0	1	1	-1	0	0	0	0	0	2	2018-
Scott Glennie	R	1	0	0	0	0	2	0	0	0	0	0	2011-12
Brian Glynn	D	103	10	23	33	-21	107	3	0	0	0	164	1990-92
Pete Goegan	D	46	1	2	3	-15	30	0	0	0	0	35	1967-68
Bill Goldsworthy	R	670	267	239	506	-86	711	66	3	34	0	2237	1967-77
Alex Goligowski	D	385	32	155	187	34	132	9	0	2	0	671	2010-16
Sergei Gonchar	D	79	2	21	23	-13	22	1	0	1	0	90	2013-15
Steve Gotaas	C	13	1	3	4	-2	8	1	0	0	0	20	1988-91
Dirk Graham	R	226	67	79	146	-33	291	14	9	6	0	527	1983-88
Danny Grant	L	463	176	177	353	3	161	49	0	14	0	1367	1968-74
Norm Gratton	L	66	21	15	36	-24	22	7	0	1	0	139	1974-76
Jari Gronstrand	D	47	1	6	7	4	27	0	0	0	0	32	1986-87
Nicklas Grossmann	D	333	3	38	41	5	170	0	0	1	1	236	2006-12
Bill Guerin	R	216	72	87	159	19	337	23	0	14	2	702	2002-06
Denis Gurianov	R	22	1	3	4	-4	0	0	0	0	0	23	2016-
Sergey Gusev	D	31	1	4	5	0	8	0	0	1	0	35	1997-99
Marc Habscheid	C	113	31	45	76	-10	48	12	3	3	0	248	1985-89
Niklas Hagman	L	218	50	35	85	5	101	6	6	10	0	404	2005-08
Anders Hakansson	L	77	12	4	16	-10	38	0	4	1	0	79	1981-83
Murray Hall	R	17	2	1	3	-5	10	0	0	0	0	18	1967-68
Mats Hallin	C	44	3	2	5	-6	90	0	0	1	0	34	1985-87
Jeff Halpern	C	140	18	31	49	-9	118	2	1	4	0	192	2006-08
Dan Hamhuis	D	159	4	36	40	-13	56	1	0	1	0	149	2016-18
Ted Hampson	C	96	9	20	29	-2	10	1	5	2	0	134	1970-72
Joel Hanley	D	16	0	0	0	0	2	0	0	0	0	9	2018-

DALLAS STARS HOCKEY CLUB // ALL-TIME ROSTER

PLAYER	POS	GP	G	A	PTS	+/-	PIM	PPG	SHG	GWG	OTG	S	FROM-TO
Dave Hanson	D	22	1	1	2	-5	39	0	0	0	0	11	1979-80
Martin Hanzal	C	45	6	6	12	-18	27	3	0	1	0	76	2017-
Mark Hardy	D	15	2	4	6	-1	26	0	0	1	0	19	1988-89
Ted Harris	D	246	11	52	63	17	294	1	0	1	0	283	1970-74
Duke Harris	R	22	1	4	5	-10	4	0	0	0	0	43	1967-68
Craig Hartsburg	D	570	98	315	413	-6	815	40	2	11	1	1494	1979-89
Buster Harvey	R	199	49	59	108	-2	66	8	0	9	0	528	1970-74
Todd Harvey	R	239	38	61	99	8	449	6	0	5	0	352	1994-98
Derian Hatcher	D	827	71	223	294	88	1380	15	2	16	1	1207	1991-03
Kevin Hatcher	D	121	25	45	70	-28	124	10	0	5	0	375	1994-96
Greg Hawgood	D	2	0	0	0	0	2	0	0	0	0	1	2001-02
Peter Hayek	C	1	0	0	0	-1	0	0	0	0	0	0	1981-82
Dillon Heatherington	D	11	0	2	2	7	26	0	0	0	0	11	2017-
Bill Heindl	L	14	1	1	2	-1	0	0	0	0	0	19	1970-72
Miro Heiskanen	D	82	12	21	33	-14	16	2	0	4	0	182	2018-
Sami Helenius	D	101	1	2	3	-2	163	0	0	0	0	38	2000-03
Raimo Helminen	C	6	0	1	1	-3	0	0	0	0	0	6	1986-87
Alas Hemsley	R	166	28	50	78	-6	36	3	0	1	1	325	2014-17
Archie Henderson	R	1	0	0	0	0	0	0	0	0	0	0	1981-82
Dennis Hextall	C	328	84	216	300	-38	567	14	1	10	0	595	1971-76
Bryan Hextall Jr.	C	58	8	20	28	-16	84	3	1	1	0	89	1975-76
Ernie Hicke	L	199	68	52	120	-88	169	23	0	10	0	487	1974-77
Doug Hicks	D	300	18	48	66	-102	224	5	1	1	0	342	1974-78
Wayne Hillman	D	50	0	8	8	-26	32	0	0	0	0	44	1968-69
Larry Hillman	D	12	1	5	6	-7	0	1	0	0	0	20	1968-69
Roope Hintz	L	58	9	13	22	-11	24	3	0	3	1	99	2018-
Tom Hirsch	D	31	1	7	8	-15	30	0	1	0	0	38	1983-88
Bill Hogaboam	C	109	19	25	44	-27	26	1	0	0	0	171	1975-79
Benoit Hogue	L	238	39	73	112	16	179	10	0	6	0	322	1995-02
Terry Holbrook	R	43	3	6	9	-7	4	1	0	1	0	37	1972-74
Paul Holmgren	R	27	6	8	14	-6	84	2	0	0	0	30	1983-85
Julius Honka	D	87	2	11	13	-7	28	0	0	1	1	114	2016-
Shawn Horcoff	C	153	18	31	49	10	79	8	1	1	0	150	2013-15
Bronco Horvath	C	14	1	6	7	-6	4	0	0	0	0	12	1967-68
Ed Hospodar	D	43	0	2	2	8	91	0	0	0	0	33	1985-86
Paul Houck	R	16	1	2	3	-1	2	0	0	0	0	14	1985-88
Tony Hrkac	C	82	18	17	35	2	26	5	0	2	0	81	1997-99
William Huard	L	91	11	12	23	8	281	0	0	0	0	68	1995-97
Jiri Hudler	R	32	3	8	11	-3	4	1	0	1	0	27	2016-17
Brett Hull	R	218	95	101	196	8	91	37	0	22	2	634	1998-01
Andrew Hutchinson	D	38	2	3	5	-4	12	0	0	0	0	56	2008-09
Ric Jackman	D	38	1	2	3	-7	24	1	0	0	0	26	1999-01
Don Jackson	D	27	0	7	7	6	41	0	0	0	0	31	1977-81
Jaromir Jagr	R	34	14	12	26	-5	20	6	0	2	1	87	2012-13
Dan Jancevski	D	7	0	0	0	1	0	0	0	0	0	7	2005-09
Doug Janik	D	13	0	1	1	-2	2	0	0	0	0	1	2008-09
Mattias Janmark	C	235	40	48	88	-5	64	4	3	7	2	349	2015-
Mark Janssens	C	3	0	0	0	-1	0	0	0	0	0	1	1991-92
Pierre Jarry	L	115	38	48	86	-23	36	8	0	2	0	272	1975-78
Wes Jarvis	C	3	0	0	0	-2	2	0	0	0	0	2	1982-83
Dustin Jeffrey	L	24	2	1	3	-2	0	0	0	0	0	21	2013-14
Steve Jensen	L	171	42	46	88	-40	141	7	2	3	0	340	1975-78
David Jensen	D	18	0	2	2	-5	11	0	0	0	0	9	1983-86
Paul Jerrard	D	5	0	0	0	1	4	0	0	0	0	8	1988-89
Stephen Johns	D	150	13	15	28	-6	83	0	0	3	0	225	2015-
Don Johns	D	4	0	0	0	-2	6	0	0	0	0	4	1967-68
Jim Johnson	D	247	8	46	54	23	358	1	0	1	0	258	1990-94
Mark Johnson	C	10	2	2	4	-4	10	1	0	0	0	18	1981-82
Marshall Johnston	D	48	0	5	5	1	16	0	0	0	0	65	1967-71
Joey Johnston	L	12	1	0	1	-1	6	0	0	0	0	17	1968-69
Jussi Jokinen	L	215	45	86	131	12	62	19	0	5	0	321	2005-08
Jyrki Jokipakka	D	91	2	14	16	-1	14	0	0	1	0	66	2014-16
Duane Joyce	D	3	0	0	0	0	0	0	0	0	0	1	1993-94
Kenneth Jr Hodge	C	5	1	1	2	1	0	0	0	0	0	6	1988-89
Valeri Kamensky	L	24	3	6	9	3	2	0	0	1	0	32	2001-02
Kevin Kaminski	C	1	0	0	0	0	0	0	0	0	0	0	1988-89
Niko Kapanen	C	239	20	56	76	-1	98	5	3	5	0	237	2001-06
Mike Keane	R	242	31	61	92	11	143	2	5	6	0	270	1997-01
Dan Keczer	D	61	1	5	6	6	60	0	0	0	0	37	1990-99
Mike Kennedy	C	131	16	35	51	1	96	6	0	2	1	213	1994-98
Danny Kesa	R	3	0	0	0	-1	0	0	0	0	0	0	1995-96
Udo Kiessling	D	1	0	0	0	0	2	0	0	0	0	1	1981-82
Trent Klatt	R	178	34	57	91	13	117	9	0	6	0	284	1991-96

ALL-TIME ROSTER // DALLAS STARS HOCKEY CLUB

PLAYER	POS	GP	G	A	PTS	+/-	PIM	PPG	SHG	GWG	OTG	S	FROM-TO
Jon Klemm	D	172	7	13	20	7	108	1	0	2	0	134	2003-07
John Klingberg	D	367	52	207	259	45	134	14	0	18	4	750	2014-
Dean Kolstad	D	30	1	5	6	-7	57	1	0	0	0	50	1988-91
Lauri Korpikoski	L	60	8	12	20	5	10	0	0	0	0	104	2016-17
Joel L'Esperance	C	18	2	0	2	-4	6	1	0	0	0	24	2019-
Marc Labelle	L	9	0	0	0	-4	46	0	0	0	0	2	1996-97
Gord Labossiere	C	38	10	7	17	-2	4	0	0	1	0	68	1970-72
Robbie Laird	L	1	0	0	0	-2	0	0	0	0	0	0	1979-80
Mike Lalor	D	142	2	4	6	-12	88	0	0	0	0	87	1993-97
Jamie Langenbrunner	R	471	95	158	253	21	390	24	5	23	2	898	1994-11
Dave Langevin	D	80	0	8	8	-16	58	0	0	0	0	46	1985-86
Alain Langlais	L	25	4	4	8	-9	10	0	0	0	0	60	1973-75
Peter Lappin	R	6	0	0	0	-5	2	0	0	0	0	8	1989-90
Claude Larose	R	142	49	60	109	-29	215	12	1	7	0	530	1968-70
Philip Larsen	D	95	5	14	19	3	34	2	0	0	0	111	2009-13
Reed Larson	D	11	0	9	9	-3	18	0	0	0	0	19	1988-89
Mark Lawrence	R	15	0	1	1	0	17	0	0	0	0	16	1994-96
Danny Lawson	R	95	13	16	29	-7	25	0	0	0	0	96	1968-71
Brian Lawton	C	303	71	91	162	16	250	14	0	14	1	492	1983-88
Grant Ledyard	D	270	20	85	105	32	147	12	0	2	0	485	1993-01
Greg Leeb	C	2	0	0	0	-1	0	0	0	0	0	4	2000-01
Jere Lehtinen	R	875	243	271	514	176	210	77	9	37	3	2102	1995-10
Ken Leiter	D	4	0	0	0	-2	0	0	0	0	0	5	1989-90
Claude Lemieux	R	32	2	4	6	-9	14	0	0	0	0	45	2002-03
Junior Lessard	R	8	2	0	2	0	14	1	0	0	0	12	2005-08
Alan Letang	D	8	0	0	0	-5	2	0	0	0	0	1	1999-00
Craig Levie	D	51	8	15	23	2	52	0	0	1	0	77	1983-86
Doug Lidster	D	17	0	0	0	0	10	0	0	0	0	7	1998-99
Juha Lind	L	73	5	7	12	3	12	0	0	0	0	63	1997-00
Esa Lindell	D	239	24	53	77	38	79	6	2	3	1	370	2015-
Lars Lindgren	D	59	2	14	16	-4	33	0	0	0	0	66	1983-84
Perttu Lindgren	C	1	0	0	0	0	0	0	0	0	0	0	2009-10
Eric Lindros	C	49	5	21	26	-1	70	1	0	0	0	95	2006-07
Ben Lovejoy	D	20	0	2	2	-2	4	0	0	0	0	25	2019-
Craig Ludwig	D	584	11	65	76	20	741	1	0	1	0	428	1991-99
Warren Luhning	R	10	0	1	1	-2	13	0	0	0	0	7	1999-00
Brad Lukowich	D	229	9	20	29	16	187	0	0	3	1	145	1997-11
Jyrki Lumme	D	15	0	1	1	-5	4	0	0	0	0	12	2001-02
Len Lunde	C	7	0	1	1	-7	0	0	0	0	0	21	1967-68
Joel Lundqvist	C	134	7	19	26	-17	56	0	0	1	0	116	2006-09
Roman Lyashenko	C	122	12	9	21	-5	55	0	0	2	0	102	1999-02
Al MacAdam	R	459	138	202	340	39	268	31	9	21	0	788	1978-84
Lane MacDermid	L	12	2	2	4	3	14	0	0	0	0	4	2012-14
Parker MacDonald	C	104	21	32	53	-32	22	9	0	3	0	233	1967-69
Kim MacDougall	D	1	0	0	0	-1	0	0	0	0	0	0	1974-75
Barry MacKenzie	D	6	0	1	1	-2	6	0	0	0	0	3	1968-69
David Mackey	L	16	2	0	2	-3	28	0	0	1	0	8	1989-90
John MacLean	R	48	7	5	12	-1	34	1	0	1	0	81	2000-02
Brian MacLellan	L	211	64	86	150	-54	247	27	0	9	0	454	1986-89
Pat MacLeod	D	3	0	1	1	1	0	0	0	0	0	3	1990-96
Jeff MacMillan	D	4	0	0	0	-2	0	0	0	0	0	3	2003-04
Dean Magee	C	7	0	0	0	-3	4	0	0	0	0	4	1977-78
Sergei Makarov	R	4	0	0	0	-2	0	0	0	0	0	0	1996-97
Manny Malhotra	C	84	4	7	11	-7	51	0	0	1	0	85	2001-04
Steve Maltais	L	12	2	1	3	-1	2	0	0	0	0	6	1991-92
Dan Mandich	D	111	5	11	16	-10	303	0	0	1	0	82	1982-86
Kris Manery	R	88	20	23	43	-18	32	3	0	1	0	166	1978-80
Dave Manson	D	60	1	3	4	9	45	0	0	0	0	45	1999-02
Moe Mantha	D	46	10	19	29	-13	14	3	0	0	0	139	1987-89
Milan Marcetta	C	54	7	15	22	-14	12	2	0	0	0	59	1967-69
John Markell	L	1	0	0	0	0	0	0	0	0	0	0	1984-85
Daniel Marois	R	3	0	0	0	0	2	0	0	0	0	1	1995-96
Grant Marshall	R	402	52	82	134	1	492	10	0	6	1	463	1994-01
Tom Martin	L	4	1	1	2	1	4	0	0	0	0	6	1988-89
Terry Martin	L	7	1	1	2	0	0	0	0	0	0	5	1984-85
Don Martineau	R	76	6	9	15	-12	61	0	0	0	0	54	1974-75
Steve Martinson	L	1	0	0	0	0	9	0	0	0	0	0	1991-92
Dennis Maruk	C	309	80	156	236	0	234	19	0	7	0	588	1978-89
Bill Masterton	C	38	4	8	12	-2	4	2	0	0	0	83	1967-68
Richard Matvichuk	D	733	38	129	167	45	584	8	2	7	3	790	1992-04
Brad Maxwell	D	472	82	217	299	-68	1031	31	1	8	0	1177	1977-87
Bryan Maxwell	D	42	3	11	14	-11	87	1	0	0	0	66	1977-79
Kevin Maxwell	C	18	1	7	8	-2	15	0	0	0	0	29	1980-82

DALLAS STARS HOCKEY CLUB // ALL-TIME ROSTER

PLAYER	POS	GP	G	A	PTS	+/-	PIM	PPG	SHG	GWG	OTG	S	FROM-TO
Alan May	L	35	2	1	3	0	124	0	0	1	0	30	1993-95
Tom McCarthy	L	385	146	187	333	40	293	38	3	22	2	798	1979-86
Ted McCaskill	C	4	0	2	2	-2	0	0	0	0	0	2	1967-68
Bob McCord	D	139	7	26	33	-42	109	1	0	0	0	181	1967-69
Jim McElmury	D	7	0	1	1	1	2	0	0	0	0	0	1972-73
Michael McHugh	L	12	0	0	0	-5	2	0	0	0	0	7	1988-91
Bruce McIntosh	D	2	0	0	0	0	0	0	0	0	0	0	1972-73
Randy McKay	R	14	1	4	5	2	7	0	0	0	0	10	2001-02
Walt McKechnie	C	112	9	13	22	-27	77	1	0	1	0	145	1967-71
Tony McKegney	L	108	28	41	69	5	68	5	1	1	0	237	1984-87
Jim McKenny	D	10	1	1	2	-3	2	1	0	0	0	8	1978-79
Curtis McKenzie	L	99	10	13	23	-1	131	0	0	3	0	121	2014-18
Jim McKenzie	L	34	2	3	5	4	63	0	0	1	0	18	1993-94
Mike McMahon Jr.	D	117	14	44	58	-40	92	4	0	1	0	264	1967-69
Mark McNeill	C	1	0	0	0	-1	0	0	0	0	0	1	2016-17
Mike McPhee	L	163	38	37	75	6	80	2	5	3	0	276	1992-94
Basil McRae	L	323	32	58	90	-63	1567	6	0	2	0	432	1987-92
Ron Meighan	D	7	1	1	2	-1	2	0	0	0	0	4	1981-82
Barrie Meissner	L	6	0	1	1	-3	4	0	0	0	0	3	1967-69
Roger Melin	C	3	0	0	0	-1	0	0	0	0	0	1	1980-82
Mitchell Messier	R	20	0	2	2	-10	11	0	0	0	0	9	1987-91
Marc Methot	D	45	1	2	3	8	37	0	0	0	0	28	2017-
Patrick Micheletti	C	12	2	0	2	2	8	0	0	0	0	18	1987-88
Antti Miettinen	R	238	38	53	91	-10	118	15	0	6	0	401	2003-08
Corey Millen	C	41	6	19	25	4	36	2	0	0	0	69	1994-96
Kip Miller	C	3	1	2	3	-1	2	1	0	0	0	3	1991-92
John Miszuk	D	50	0	6	6	-1	51	0	0	0	0	34	1969-70
Willie Mitchell	D	16	0	2	2	4	26	0	0	0	0	10	2005-06
Roy Mitchell	D	3	0	0	0	0	0	0	0	0	0	0	1992-93
Jeffrey Mitchell	R	7	0	0	0	0	7	0	0	0	0	3	1997-98
Mike Modano	C	1459	557	802	1359	118	918	156	29	92	9	4194	1989-10
Jaroslav Modry	D	57	1	9	10	10	32	0	0	0	0	60	2006-07
Travis Moen	L	57	3	8	11	-3	35	0	0	0	0	37	2014-16
Doug Mohns	L	162	12	48	60	19	148	5	0	4	0	286	1970-73
Jim Montgomery	C	9	0	2	2	-1	0	0	0	0	0	8	2001-03
Jayson More	D	5	0	0	0	1	16	0	0	0	0	4	1989-90
Gavin Morgan	C	6	0	0	0	0	21	0	0	0	0	7	2003-04
Travis Morin	C	13	0	1	1	3	0	0	0	0	0	16	2010-15
Brendan Morrison	C	19	6	3	9	3	16	2	0	2	0	29	2008-09
Brenden Morrow	L	835	243	285	528	102	1203	79	8	43	3	1562	1999-13
Chris Mueller	C	9	0	0	0	-2	0	0	0	0	0	8	2013-14
Kirk Muller	L	235	19	49	68	-25	96	7	0	3	0	270	1999-03
Wayne Muloin	D	7	0	0	0	-2	6	0	0	0	0	4	1970-71
Craig Muni	D	40	1	1	2	0	25	0	0	1	0	12	1997-98
Larry Murphy	D	121	18	75	93	-16	94	8	0	4	0	307	1988-91
Chris Murray	R	32	2	1	3	-7	62	0	0	0	0	25	1999-00
Frantisek Musil	D	271	14	46	60	2	547	1	1	2	0	322	1986-91
Ladislav Nagy	L	25	4	10	14	-3	6	2	0	1	1	33	2006-07
Lou Nanne	D	635	68	157	225	-108	356	18	1	10	0	883	1967-78
Rich Nantais	L	63	5	4	9	-8	79	0	0	1	0	38	1974-77
Mark Napier	R	97	23	46	69	-5	19	3	1	2	0	180	1983-85
James Neal	L	214	72	59	131	-8	175	16	1	9	1	531	2008-11
Michael Needham	R	5	0	0	0	-2	0	0	0	0	0	3	1993-94
Patrik Nemeth	D	108	0	14	14	-8	40	0	0	0	0	101	2013-17
Bob Nevin	R	138	20	32	52	-5	6	2	0	3	0	151	1971-73
Valeri Nichushkin	R	223	23	51	74	13	22	3	0	3	0	338	2013-16
Joe Nieuwendyk	C	442	178	162	340	7	211	63	0	35	2	1104	1995-02
Janne Niinimaa	D	22	2	4	6	-5	24	1	1	1	0	26	2005-06
Kent Nilsson	C	105	29	77	106	4	22	16	0	3	0	211	1985-87
Matt Niskanen	D	277	16	66	82	-5	136	4	0	2	0	371	2007-11
Rod Norrish	L	21	3	3	6	-5	2	0	0	0	0	19	1973-75
Mattias Norstrom	D	80	2	13	15	5	48	1	0	1	0	70	2006-08
Teppo Numminen	D	62	3	14	17	-5	18	0	0	0	0	83	2003-04
William Nyrop	D	42	4	8	12	14	35	0	1	1	0	25	1981-82
Eric Nystrom	L	122	23	9	32	-13	85	0	1	4	0	151	2011-13
Dennis O'Brien	D	470	27	75	102	-49	836	2	1	5	0	438	1970-78
Lytle Odelein	D	3	0	0	0	0	6	0	0	0	0	1	2002-03
Johnny Oduya	D	119	5	23	28	6	36	0	1	0	0	87	2015-17
Jamie Oleksiak	D	161	7	16	23	-23	108	0	0	1	0	135	12-18, 19-
Murray Oliver	C	371	83	118	201	-19	62	18	3	7	0	758	1970-75
David Oliver	R	45	7	8	15	6	14	3	0	1	0	36	2002-06
Bill Orban	C	30	1	7	8	-3	17	0	0	0	0	27	1968-70
Danny O'Shea	C	208	39	70	109	-36	188	8	0	6	0	448	1968-71

ALL-TIME ROSTER // DALLAS STARS HOCKEY CLUB

PLAYER	POS	GP	G	A	PTS	+/-	PIM	PPG	SHG	GWG	OTG	S	FROM-TO
Mark Osiecki	D	5	0	0	0	0	5	0	0	0	0	1	1992-93
Steve Ott	C	566	85	135	220	-12	1170	20	4	12	1	800	2002-12
Brad Palmer	L	95	26	27	53	-18	40	7	0	3	0	239	1980-82
Bob Paradise	D	6	0	0	0	1	6	0	0	0	0	1	1971-72
Adam Parry	D	36	0	3	3	-5	16	0	0	0	0	29	2011-12
J.P. Parise	L	588	154	242	396	-85	509	31	3	17	0	1365	1967-79
Mark Parrish	R	44	8	5	13	-3	18	4	0	3	0	46	2008-09
Dusan Pasek	C	48	4	10	14	-8	30	1	0	0	0	86	1988-89
Pavel Patera	L	12	1	4	5	-1	4	0	0	0	0	18	1999-00
Greg Pateryn	D	85	1	15	16	4	56	0	0	0	0	114	2016-18
Mark Pavelich	C	12	4	6	10	8	10	0	0	0	0	25	1986-87
Steve Payne	L	613	228	238	466	31	435	79	1	19	0	1621	1978-88
Allen Pedersen	D	29	0	1	1	-1	10	0	0	0	0	17	1991-92
Scott Pellerin	L	53	4	8	12	-8	23	1	0	0	0	42	2001-03
Nathan Perrott	R	23	2	1	3	2	54	0	0	1	0	17	2005-06
Warren Peters	C	11	1	0	1	1	2	0	0	0	0	8	2009-10
Toby Petersen	C	243	17	23	40	-10	38	0	3	0	0	298	2007-13
Robert Petrovicky	C	5	1	1	2	1	0	1	0	1	0	3	1995-96
Rich Peverley	C	62	7	23	30	-3	15	0	1	2	1	122	2013-14
Alex Pirus	R	155	30	26	56	-52	94	2	0	2	0	234	1976-79
Tyler Pittick	C	127	22	17	39	7	40	1	0	3	0	204	2017-
Bill Plager	D	60	0	5	5	-24	61	0	0	0	0	31	1967-76
Derek Plante	C	26	3	4	7	-3	6	2	0	0	0	41	1998-00
Willi Plett	R	317	70	63	133	-34	1135	14	0	6	0	433	1982-87
Roman Polak	D	77	1	8	9	+6	69	0	0	0	0	77	2018-
Vojtech Polak	L	5	0	0	0	-2	0	0	0	0	0	5	2005-07
Tom Polanic	D	19	0	2	2	-4	53	0	0	0	0	6	1969-71
Mike Polich	C	225	24	29	53	-16	57	0	1	1	0	219	1978-81
Jean Potvin	D	64	5	16	21	-10	65	2	2	1	0	89	1978-79
Daniel Poulin	D	3	1	1	2	1	2	0	0	0	0	8	1981-82
Dean Prentice	L	168	48	46	94	-1	40	12	0	6	0	410	1971-74
Pat Price	D	14	0	2	2	-3	20	0	0	0	0	10	1987-88
Andre Pronovost	L	9	0	0	0	0	0	0	0	0	0	6	1967-68
Brian Propp	L	147	41	73	114	-6	107	14	0	2	0	321	1990-93
Christopher Pryor	D	64	1	4	5	-10	71	0	0	0	0	33	1984-88
Jamie Pushor	D	62	0	8	8	0	53	0	0	0	0	27	1999-00
Dan Quinn	C	11	0	4	4	-4	6	0	0	0	0	20	1992-93
Alexander Radulov	R	152	56	88	144	26	126	14	0	11	3	426	2017-
Rob Ramage	D	34	4	5	9	-4	69	2	0	0	0	63	1991-92
Brendan Ranford	L	1	0	0	0	0	0	0	0	0	0	0	2014-15
Dick Redmond	D	16	0	3	3	-3	20	0	0	0	0	21	1969-71
Tom Reid	D	615	17	106	123	-121	617	1	0	5	0	784	1968-78
Dave Reid	L	220	31	43	74	-3	40	5	1	6	1	306	1996-99
Mike Ribeiro	C	461	123	284	407	16	252	37	2	18	4	839	2006-12
Brad Richards	C	220	70	157	227	-17	44	25	1	7	0	757	2007-11
Travis Richards	D	3	0	0	0	-1	2	0	0	0	0	1	1994-96
Dave Richter	D	120	4	14	18	-7	397	0	0	0	0	60	1981-86
Brett Ritchie	R	241	33	21	54	1	156	4	0	5	0	434	2014-
Gordie Roberts	D	555	33	224	257	17	832	7	1	2	0	726	1980-88
Jim Roberts	R	106	17	23	40	-30	33	1	0	0	0	157	1976-79
Stephane Robidas	D	704	46	165	211	24	610	21	1	6	1	1028	2002-14
Scott Robinson	R	1	0	0	0	0	2	0	0	0	0	0	1989-90
John Rogers	R	14	2	4	6	0	0	0	0	0	0	15	1973-75
Doug Rombough	C	59	8	11	19	-4	39	0	0	2	0	72	1974-76
Aaron Rome	D	52	0	6	6	-8	29	0	0	0	0	30	2012-14
Bob Rouse	D	351	9	58	67	-26	735	0	1	1	1	370	1983-89
Bobby Rousseau	R	63	4	20	24	3	12	0	0	0	0	122	1970-71
Antoine Roussel	L	413	64	77	141	-5	806	0	0	12	0	550	2012-18
Derek Roy	C	30	4	18	22	3	4	1	0	1	0	65	2012-13
Stephane Roy	C	12	1	0	1	-6	0	0	0	0	0	14	1987-88
Martin Rucinsky	L	42	6	11	17	3	24	2	0	1	0	63	2001-02
Duane Rupp	D	29	2	1	3	-9	8	1	0	0	0	36	1968-69
Terry Ruskowski	C	50	6	13	19	-14	78	2	0	0	0	35	1987-89
Kris Russell	D	11	0	4	4	-1	2	0	0	0	0	14	2015-16
Michael Ryder	R	101	41	35	76	21	54	9	0	8	0	253	2011-13
Scott Sandelin	D	1	0	0	0	-1	0	0	0	0	0	1	1991-92
Gary Sargent	D	187	32	71	103	9	120	14	0	2	0	407	1978-83
Glen Sather	L	72	9	10	19	-8	94	1	0	1	0	73	1975-76
Raymond Sawada	R	11	1	0	1	-1	0	0	0	0	0	5	2008-11
Colton Sceviour	C	170	28	34	62	2	38	3	0	5	0	307	2010-16
David Schlemko	D	5	0	0	0	0	0	0	0	0	0	6	2014-15
Wally Schreiber	R	41	8	10	18	-9	12	2	2	2	0	70	1987-89

DALLAS STARS HOCKEY CLUB // ALL-TIME ROSTER

PLAYER	POS	GP	G	A	PTS	+/-	PIM	PPG	SHG	GWG	OTG	S	FROM-TO
Brandon Segal	R	65	10	10	20	3	59	0	0	3	0	71	2009-11
Tyler Seguin	C	469	206	258	464	31	137	65	1	37	5	1822	2013-
Dan Seguin	L	11	1	1	2	1	4	0	0	0	0	4	1970-71
Lubomir Sekeras	D	4	1	1	2	0	2	0	0	0	0	2	2003-04
George Servinis	L	5	0	0	0	-2	0	0	0	0	0	8	1987-88
Brent Severyn	L	30	1	2	3	-2	50	0	0	0	0	22	1998-99
Patrick Sharp	L	124	28	45	73	-25	58	8	1	6	0	372	2015-17
Glen Sharpley	C	318	98	138	236	-79	176	25	1	10	0	744	1976-81
David Shaw	D	37	0	7	7	-5	49	0	0	0	0	49	1991-92
Gord Sherven	C	45	2	14	16	2	19	0	0	1	0	57	1984-86
Paul Shmyr	D	124	4	24	28	29	163	0	0	1	0	144	1979-81
Devin Shore	C	209	29	53	82	-32	35	3	2	4	0	283	2015-19
Jon Sim	L	77	9	6	15	-1	38	3	0	1	0	120	1998-03
Reid Simpson	L	1	0	0	0	0	5	0	0	0	0	0	1992-93
Ilkka Sinisalo	R	46	5	12	17	-10	24	1	1	1	0	68	1990-91
Ville Siren	D	91	3	23	26	1	118	0	0	0	0	92	1988-90
Tommy Sjodin	D	84	7	31	38	-26	34	5	0	1	0	183	1992-94
Jarrood Skalde	C	1	0	0	0	0	0	0	0	0	0	0	1997-98
Martin Skoula	D	61	4	11	15	6	36	3	0	1	0	78	2005-06
Kartis Skrastins	D	153	5	16	21	-5	62	0	0	2	0	83	2009-11
Brian Skrudland	C	75	7	3	10	0	65	0	0	1	0	62	1997-00
Blake Sloan	R	142	6	15	21	7	71	0	0	2	0	137	1998-04
Darryl Sly	D	29	1	0	1	-6	6	0	0	0	0	20	1969-70
Doug Smail	L	57	7	13	20	-2	38	0	2	0	0	89	1990-91
Bobby Smith	C	572	185	369	554	-43	487	77	0	24	0	1487	1978-93
Greg Smith	D	209	15	61	76	-13	376	3	1	3	0	383	1978-81
Gemel Smith	C	77	11	9	20	3	38	0	1	0	0	72	2016-18
Reilly Smith	R	40	3	6	9	-3	10	0	0	0	0	36	2011-13
Derrick Smith	L	43	2	5	7	-11	35	0	0	0	0	33	1991-94
Brian Smith	L	9	0	1	1	-7	0	0	0	0	0	14	1968-69
Randy Smith	C	3	0	0	0	-2	0	0	0	0	0	0	1985-87
Harold Snepsts	D	71	0	7	7	-22	232	0	0	0	0	50	1984-85
Ken Solheim	L	114	16	20	36	-19	27	6	0	4	0	176	1980-85
Sheldon Souray	D	64	6	15	21	11	73	2	1	1	0	179	2011-12
Jason Spezza	C	379	81	147	228	-46	120	21	1	16	0	814	2014-
Garrett Stafford	D	3	0	2	2	0	0	0	0	0	0	5	2008-09
George Standing	R	2	0	0	0	-1	0	0	0	0	0	1	1967-68
Fred Stanfield	L	111	24	46	70	-29	22	5	0	3	0	325	1973-75
Patrik Stefan	C	41	5	6	11	5	10	0	1	1	0	41	2006-07
Jeremy Stevenson	L	16	1	0	1	-3	21	0	0	0	0	12	2005-06
Bill Stewart	D	8	0	2	2	2	13	0	0	0	0	3	1985-86
Jim Storm	L	10	1	2	3	-1	17	0	0	1	0	11	1995-96
Brian Sutherby	C	139	12	10	22	-7	176	0	1	0	0	131	2008-11
Jaroslav Svoboda	L	43	4	3	7	-3	22	0	0	2	0	33	2005-06
Don Sweeney	D	63	0	11	11	22	18	0	0	0	0	39	2003-04
Darryl Sydor	D	714	69	265	334	82	401	35	1	9	2	1232	1995-09
Peter Taglianetti	D	16	0	1	1	0	14	0	0	0	0	15	1990-91
Dean Talafoos	C	277	61	90	151	-75	59	15	1	8	0	470	1974-78
Jean-Guy Talbot	D	4	0	0	0	-5	4	0	0	0	0	7	1967-68
Chris Tancill	R	14	1	4	5	-8	8	0	0	0	0	19	1993-98
Ted Taylor	L	31	3	5	8	-7	37	1	0	0	0	67	1967-68
William Terry	C	5	0	0	0	-4	0	0	0	0	0	3	1987-88
Chris Therien	D	11	0	0	0	4	2	0	0	0	0	9	2003-04
Scott Thornton	L	30	6	3	9	-5	38	1	0	0	0	47	1999-00
Mario Thyer	C	5	0	0	0	-3	0	0	0	0	0	4	1989-90
Mark Tinordi	D	375	35	106	141	-16	1015	14	0	4	0	508	1988-94
Mathias Tjarnqvist	L	69	4	8	12	-5	24	0	0	1	0	60	2003-07
Kirk Tomlinson	C	1	0	0	0	0	0	0	0	0	0	0	1987-88
Sean Toomey	C	1	0	0	0	-1	0	0	0	0	0	2	1986-87
Patrick Traverse	D	1	0	0	0	0	0	0	0	0	0	1	2005-06
Timothy Trimper	L	20	1	4	5	-9	15	0	0	0	0	28	1984-85
Allan Tuer	D	6	1	0	1	-3	29	0	0	0	0	1	1987-88
Pierre Turgeon	C	207	42	87	129	17	54	16	0	7	2	301	2001-04
Robert Valticevic	R	7	0	0	0	-1	2	0	0	0	0	4	2003-04
Shaun Van Allen	C	78	9	20	29	0	22	0	2	3	0	71	2000-02
Jarkko Varvio	R	13	3	4	7	2	4	1	0	1	0	26	1993-95
Moose Vasko	D	145	2	13	15	-55	113	0	0	0	0	79	1967-70
Randy Veliscek	D	88	6	11	17	-5	38	0	0	0	0	50	1982-85
Pat Verbeek	R	305	72	92	164	25	503	25	0	15	1	577	1996-02
Tomas Vincour	C	86	7	8	15	-7	8	0	0	1	0	102	2010-13
Ivan Vishnevskiy	D	5	0	2	2	-1	2	0	0	0	0	13	2008-10
Emanuel Viveiros	D	29	1	11	12	-3	6	0	0	0	0	40	1985-88

ALL-TIME ROSTER // DALLAS STARS HOCKEY CLUB

PLAYER	POS	GP	G	A	PTS	+/-	PIM	PPG	SHG	GWG	OTG	S	FROM-TO
Tom Wandell	C	229	20	23	43	-9	52	0	0	5	1	319	2008-13
Francis Wathier	L	10	0	0	0	-2	5	0	0	0	0	4	2009-13
Anthony White	L	6	0	0	0	-2	4	0	0	0	0	10	1979-80
Bob Whitlock	C	1	0	0	0	1	0	0	0	0	0	3	1969-70
Ray Whitney	L	101	20	41	61	-5	18	7	0	1	0	186	2012-14
Neil Wilkinson	D	86	2	14	16	-6	217	0	0	0	0	91	1989-91
Tommy Williams	R	116	25	65	90	-24	34	5	0	2	0	226	1969-71
Jason Williams	C	27	2	3	5	-2	6	0	0	1	0	18	2010-11
Ron Wilson	D	113	19	52	71	-15	62	8	0	2	0	226	1984-88
Landon Wilson	R	27	2	6	8	5	21	0	0	0	0	34	2008-09
Brad Winchester	L	41	1	2	3	-9	46	0	0	0	0	36	2007-08
Randy Wood	R	30	1	4	5	-11	26	0	0	0	0	58	1995-96
Mark Wotton	D	1	0	0	0	0	0	0	0	0	0	0	2000-01
Bob Woytowich	D	66	4	17	21	-26	63	2	0	0	0	86	1967-68
Jeff Woywitka	D	99	2	12	14	-1	35	1	0	0	0	116	2009-11
Jamie Wright	L	57	6	6	12	6	18	0	0	2	0	44	1997-01
Tim Young	C	565	178	316	494	-71	401	51	4	23	0	1424	1975-83
Scott Young	R	132	31	27	58	9	44	7	1	6	0	371	2002-04
Warren Young	C	5	1	1	2	-3	0	0	0	0	0	2	1981-83
Tom Youngshans	R	382	41	36	77	-57	356	3	6	3	0	328	1976-82
Ron Zanussi	R	244	49	75	124	-9	353	9	0	5	0	366	1977-81
Richard Zemlak	C	57	1	4	5	-14	320	0	0	0	0	20	1987-89
Rob Zettler	D	80	1	12	13	-18	164	0	0	0	0	51	1988-91
Peter Zezel	C	30	6	5	11	-6	19	0	0	1	0	47	1994-95
Doug Zmolek	D	91	2	10	12	-4	143	0	0	0	0	57	1993-96
Sergei Zubov	D	839	111	438	549	103	254	60	3	20	3	1694	1996-09
Mats Zuccarello	C	2	1	2	3	+3	0	0	0	0	0	5	2019-

GOALTENDERS

PLAYER	GP	W	L	T	OTL	SA	GA	GAA	SV	SV%	SO	A	FROM-TO
Alex Auld	21	9	6	0	3	558	59	3.00	499	.894	0	2	2009-10
Richard Bachman	32	14	10	0	1	769	76	2.94	693	.901	1	1	2010-13
Gary Bauman	33	4	16	6	0	-	97	3.64	-	-	0	0	1967-69
Don Beaupre	316	126	125	45	0	9,576	1,111	3.74	8,474	.885	3	3	1980-89
Ed Belfour	307	160	95	44	0	7,245	653	2.19	6,592	.910	27	9	1997-02
Daniel Berthiaume	5	1	3	0	0	104	14	3.49	90	.865	0	0	1989-90
Allan Bester	10	4	5	1	0	297	30	2.99	267	.899	0	0	1995-96
Ben Bishop	99	53	32	0	7	2,760	207	2.25	2,553	.925	12	3	2017-
Landon Bow	2	0	0	0	0	19	1	1.03	18	.947	0	0	2018-
Ken Broderick	7	2	4	0	0	-	26	4.33	-	-	0	0	1969-70
Jack Campbell	1	0	1	0	0	47	6	6.00	41	.872	0	0	2013-14
Jonathan Casey	325	128	126	42	0	8,985	988	3.28	7,999	.890	12	11	1983-93
Matt Climie	4	2	2	0	0	123	14	3.43	109	.886	0	0	2008-10
James Craig	3	1	1	0	0	56	9	4.91	47	-	0	0	1983-84
Gary Edwards	51	15	18	15	0	-	165	3.44	-	-	0	1	1978-80
Dan Ellis	15	6	6	0	0	377	38	3.04	339	.899	1	0	2003-14
Jhonas Enroth	13	5	5	0	0	267	25	2.38	242	.906	1	0	2014-15
Manny Fernandez	33	12	11	4	0	815	74	2.48	741	.909	1	2	1994-00
Gilles Gilbert	44	16	22	5	0	-	143	3.39	-	-	2	0	1969-73
Paul Harrison	35	6	22	3	0	-	138	4.18	-	-	1	0	1975-78
Brian Hayward	26	6	15	3	0	674	77	3.14	597	.886	2	0	1990-91
Johan Hedberg	19	12	4	0	1	472	48	2.67	424	.898	0	2	2005-06
Corey Hirsch	2	0	1	0	0	39	4	2.46	35	.897	0	0	2002-03
Johan Holmqvist	2	1	0	0	0	35	5	3.75	30	.857	0	0	2007-08
Arturs Irbe	35	17	12	3	0	825	88	2.69	737	.893	3	2	1996-97
Steve Janaszek	1	0	0	1	0	-	2	2.00	-	-	0	0	1979-80
Anton Khudobin	41	16	17	0	5	1,232	95	2.57	1,137	.923	2	0	2018-
Brent Krahn	1	0	0	0	0	9	3	9.00	6	.667	0	0	2008-09
Kari Lehtonen	445	216	150	0	50	12,558	1,103	2.63	11,455	.912	24	23	2009-18
Jean Levesseur	1	0	1	0	0	-	7	7.00	-	-	0	0	1979-80
Anders Lindback	10	2	8	0	0	256	32	3.71	224	.875	0	1	2014-15
Peter Lopresti	173	43	101	20	0	-	660	4.06	-	-	5	3	1974-79
Cesare Maniago	420	145	190	70	0	-	1,283	3.18	-	-	26	1	1967-76
Markus Mattsson	2	1	1	0	0	70	6	3.60	64	.914	1	0	1982-83
Mike McKenna	2	1	1	0	0	50	5	2.96	45	.900	0	0	2017-18
Roland Melanson	26	7	11	5	0	761	102	4.17	660	.867	0	0	1984-86
Gilles Meloche	327	141	117	52	0	3,879	1,104	3.51	3,408	.879	9	5	1978-85
Lindsay Middlebrook	3	0	0	2	0	-	7	3.00	-	-	0	0	1981-82
Andy Moog	175	75	64	26	0	4,677	451	2.74	4,226	.904	8	3	1993-97
Jarmo Myllys	12	1	9	0	0	277	46	5.84	231	.834	0	0	1988-91
Antti Niemi	85	37	25	0	11	2,126	213	2.92	1,913	.900	3	2	2015-2017
Cristopher Nilstorp	6	1	3	0	1	163	18	3.26	145	.890	0	0	2012-14
Andrew Raycroft	29	10	13	0	0	749	71	3.09	678	.905	2	0	2010-12
Fern Rivard	55	9	26	11	0	-	190	3.98	-	-	2	0	1968-75
Jussi Rynnäs	2	0	1	0	0	44	7	4.54	37	.841	0	0	2014-15
Michael Sands	6	0	5	0	0	191	26	5.17	166	.869	0	0	1984-87
Gary Smith	39	10	19	9	0	-	148	3.91	-	-	1	0	1976-78
Mike Smith	44	24	14	0	2	1,021	93	2.34	928	.909	5	0	2006-08
Tobias Stephan	11	1	3	0	2	248	29	3.49	219	.883	0	1	2007-09
Kari Takko	131	33	67	14	0	3,627	438	3.87	3,194	.881	1	1	1985-91
Tim Thomas	8	2	4	0	1	184	18	2.97	166	.902	0	0	2013-14
Mike Torchia	6	3	2	1	0	172	18	3.30	154	.895	0	0	1994-95
Ron Tugnutt	42	18	17	5	0	892	92	2.45	800	.897	5	0	2002-04
Marty Turco	509	262	154	26	37	12,538	1,118	2.31	11,420	.911	40	22	2000-10
Roman Turek	55	30	14	4	0	1,187	106	2.14	1,081	.911	2	0	1996-99
Darcy Wakaluk	153	54	64	17	0	3,971	435	3.21	3,536	.890	8	5	1991-96
Carl Wetzel	5	1	3	1	0	-	18	4.01	-	-	0	0	1967-68
Jordan Willis	1	0	1	0	0	14	1	3.20	13	.929	0	0	1995-96
Gump Worsley	107	39	37	24	0	-	261	2.62	-	-	3	2	1969-74


- 1 Jack Campbell, Jhonas Enroth, Johan Hedberg, Dan Ellis, Roman Turek, Mike Torchia, Brian Hayward, Kari Takko, Rolfie Melanson, Mike Sands, Pete Letzel, Gilles Gilbert, Gump Worsley, Gary Bauman, Carl Weiszel, Louie Levasseur
- 2 Jamie Oleksiak, Dan Hamhuis, Kris Russell, Jyrki Jokipakka, Niklas Grossmann, Willie Mitchell, Derian Hatcher, Curt Giles, Ron Wilson, Bill Butters, Dwight Bialowas, Chris Ahrens, Barry Gibbs, John Baby, Larry Hillman
- 3 John Klingberg, Stephane Robidas, John Erskine, Sylvain Cote, Craig Ludwig, Rob Zetterl, Ken Leiter, Rob Rouse, Fred Barrett, John Miszuk, Mike Chernoff, Bob McCord, Jean Guy Talbot
- 4 Miro Heiskanen, Jason Demers, Brenden Dillon, Dan Jancevski, Matti Norstrom, Janne Niinimaa, Lyle Odelein, Dave Manson, Gerald Diduck, Sami Helenius, Jamie Pushor, Sergey Gusev, Kevin Hatcher, Richard Matvichuk, Chris Dahlquist, Craig Hartsburg, Jean Potvin, Chris Ahrens, Ted Harris, Jerry Engele, Marshall Johnston, Elmer Vasko
- 5 Connor Carrick, Jamie Oleksiak, Matt Niskanen, Darryl Sydor, Trevor Daley, Doug Zmolek, Brad Berry, Rob Ramage, Neil Wilkinson, Ville Siren, Shawn Chambers, Jari Gronstrand, Dave Richter, Brad Maxwell, Dennis O'Brien, Leo Boivin, Gary Dineen, Pete Goeagan, Wayne Hillman, Gary Geldart
- 6 Julius Honka, Trevor Daley, Chris Therien, Sami Helenius, Dave Manson, Kevin Dean, Doug Lidster, Dan Kezmer, Darryl Sydor, Corey Millen, Mike Donnelly, Pelle Eklund, Jim Johnson, Brian Glynn, Frantisek Musil, Larry DePalma, Randy Veliscek, Murray Brumwell, Paul Shmyr, Doug Hicks, Gary Bergman, Doug Mohns, Dick Redmond, Mike McMahon, Dan Poulin, Udo Klessling, Peter Hayek
- 7 Neal Broten, Glen Sharpley, Blake Dunlop, Dave Cressman, Jim McElmury, Terry Caffery, Danny O'Shea, Bill Collins, Sandy Fitzpatrick, Bob Charlebois
- 8 Jim Johnson, Larry Murphy, Terry Ruskowski, Brian Lawton, Kent-Erik Andersson, **Bill Goldsworthy**, Andre Pronovost
- 9 Mike Modano, Dennis Maruk, Mark Johnson, Kevin Maxwell, Ron Zausi, Blake Dunlop, Henry Boucha, Charlie Burns, Milan Marcetta, Len Lunde, Murray Hall
- 10 Martin Hanzal, Patrick Sharp, Shawn Horcoff, Brenden Morrow, Brian Skrudland, Todd Harvey, Dave Barr, Gaetan Duchesne, Marc Habscheid, Curt Fraser, Stepane Roy, George Servinis, Larry DePalma, Gordie Roberts, Dave Hanson, Alex Pirus, Murray Oliver, Ray Cullen
- 11 Martin Hanzal, Curtis McKenzie, Dustin Jeffrey, Derek Roy, Jake Dowell, Aaron Gagnon, Brendan Morrison, Jeff Halpern, Jaroslav Svoboda, Rob Valicevic, Ulf Dahlen, Blake Sloan, Juha Lind, Mike Donnelly, Jarkko Varvio, Dan Quinn, Marc Bureau, Mike Gartner, Don Barber, Brian Lawton, Sean Toomey, Tom McCarthy, J.P. Parise, Harvey Bennett, Bill Fairbairn, Norm Gratton, Ted Taylor
- 12 Radek Faksa, Alex Chiasson, Raymond Sawada, Randy McKay, Mike Keane, Bob Errey, Grant Ledyard, Stewart Gavin, Keith Acton, Ken Solheim, Warren Young, Danny Chicoine, Mike Fidler, Steve Jensen, Richard Nantais, Doug Rombough, Jerry Byers, Ted Hampson, Danny Seguin, Barrie MacKenzie, Wayne Connelly, Tom Williams
- 13 Mattias Janmark, Ray Whitney, Krystofer Barch, Bill Guerin, Valeri Kamensky, Bob Brooke, Bill Stewart, Tim Trimper
- 14 Jamie Benn, Stu Barnes, Jon Sim, Juha Lind, Dave Reid, Daniel Marois, Paul Cavallini, Todd Elik, Doug Smail, Aaron Broten, David Archibald, Scott Bjogstad, Tim Coulis, Jordy Douglas, Brad Palmer, Danny Chicoine, Per-Olov Brasar, Wes Jarvis, Johnny Rogers, Ernie Hicke, Don Blackburn, Bill Heindl, Bob Barlow, Parker MacDonald
- 15 Blake Comeau, Patrik Nemeth, Scott Glennie, Jamie Langenbrunner, Niklas Hagman, Jamie Langenbrunner, Dave Gagner, Raimo Helminen, Kent Nilsson, Jim Archibald, Paul Holmgren, Bobby Smith, Dean Talafoos, Rod Norrish, Bobby Rouseau, Danny Lawson, Barrie Meissner, Andre Boudrias, Grant Erickson
- 16 Jason Dickinson, Ryan Garbutt, Adam Burish, Sean Avery, Brad Winchester, Blake Sloan, Manny Malhotra, Pat Verbeek, Brett Hull, Jamie Langenbrunner, Dean Evason, Brian Propp, Clark Donatelli, Mike McHugh, Wally Schreiber, Rich Boh, Bill Terry, Pat Micheletti, Mark Pavelich, Paul Houck, Marc Habscheid, Terry Martin, Mark Napier, Wes Jarvis, Anders Hakansson, Mike Polich, Pierry Jarry, Glen Sather, Jude Drouin, Dean Magee, Claude Larose, Gary Dineen, Duke Harris, George Standing, Bronco Horvath, Andre Pronovost
- 17 Andrew Cogliano, Devin Shore, Rich Peverley, Toby Petersen, Ladislav Nagy, Mathias Tjarnqvist, Valeri Bure, Stephane Robidas, Benoit Brunet, Ted Donato, Scott Thornton, Warren Luning, Brent Severyn, Patrick Cote, Bill Huard, Mike McPhee, Basil McRae, Paul Houck, Bo Berglund, Ed Hospodar, Brent Ashton, Anders Hakansson, Tim Young, Fred Stanfield, Bob Nevin, Joey Johnston, Kim McDougall, Dave Balon, Norm Beaudin
- 18 Tyler Pitlick, Patrick Eaves, Chris Mueller, Reilly Smith, Eric Godard, James Neal, Rob DiMaio, Grant Ledyard, Joel Bouchard, Derek Plante, Chris Tancill, Mike Lalor, Jim McKenzie, Bobby Smith, Curt Fraser, Al Tuer, Paul Houck, Emanuel Viveiros, David Jensen, Mike Eaves, Jim McKenny, Jamie Gallimore, Bryan Hextall, Don Martineau, Ted Harris, Mike Chernoff, Danny Seguin, Bill Collins
- 19 **Bill Masterton**
- 20 Cody Eakin, Radek Dvorak, Brian Sutherby, Antti Miettinen, Ed Belfour, Brent Fedyk, Nikolai Borschevsky, Jamie Langenbrunner, Iain Fraser, Mike Craig, Peter Lappin, Dino Ciccarelli, Bob Flockhart, Bryan Maxwell, Tom Reid, Don Johns
- 21 Ben Lovejoy, Antoine Roussel, Loui Eriksson, Junior Lessard, Guy Carbonneau, Paul Broten, Derrick Smith, Perry Berezan, Moe Mantha, Dirk Graham, George Ferguson, Jack Carlson, Bill Hogaboam, Robbie Laird, Dennis Maruk, Doug Rombough, Dave Cressman, John Flesch, Danny Grant, Bill Pledger
- 22 Jiri Hudler, Colton Sceviour, Landon Wilson, Junior Lessard, Kirk Muller, Pavel Patera, Brett Hull, Craig Muni, Dan Kezmer, Robert Petrovicky, Trent Klatt, Ulf Dahlen, Mitch Messier, Dusan Pasek, John Barrett, Tom Hirsch, Bob Rouse, Gary Sargent, Roland Eriksson, Dennis Hextall, Walt McKechnie, Bob Woytowich
- 23 Esa Lindell, Kevin Connauton, Tom Wandell, Mathias Tjarnqvist, Martin Rucinsky, Jyrki Lumme, Chris Murray, Aaron Gavey, Greg Adams, Alan May, Gord Donnelly, Duane Joyce, Derrick Smith, Mark Osiecki, Brian Bellows, Ron Meighan, Greg Smith, Lou Nanne
- 24 Roope Hintz, Jordie Benn, Eric Nystrom, Brandon Segal, Vojtech Polak, Nathan Perrott, Richard Matvichuk, Mark Tinordi, Richard Zemlak, Willi Plett, Bill Nyrop, Jim Dobson, Tony White, Kris Manery, Bryan Maxwell, Doug Hicks, Gary Gambucci, Tom Polanic, Duane Rupp, Jon Fontas, Joe Conti, Roger Melin
- 25 Brett Ritchie, Matt Fraser, Chris Conner, Nolan Baumgartner, Jeremy Stevenson, Joe Nieuwendyk, Dan Kesa, Peter Zedel, Rob Brown, Kip Miller, Paul Jerrard, Mitch Messier, Gordie Roberts, Jack Carlson, Tony McKeegney, Al MacAdam, Tom Colley, Bruce McIntosh, Gordie LaBossiere, Tom Polanic, Ken Broderick, Darryl Sly

- 26** Jere Lehtinen, Russ Courtnall, David Shaw, Shawn Chambers, Pat Micheletti, Ken Duggan, Paul Boutilier, Dave Langevin, Gord Sherven, John Markell, Brad Maxwell, Bryan Maxwell, Steve Payne, Nick Beverley, Tom Colley, Bruce McIntosh, Buster Harvey, Ken Broderick, Bill Orban, Terry Holbrook, Bob Whitlock, Bob Paradise
- 27** Erik Condra, Adam Cracknell, Travis Moen, Aaron Rome, Adam Pardy, Jason Williams, Andrew Hutchinson, Patrik Stefan, Patrick Traverse, Teppo Numminen, Manny Malhotra, Shaun Van Allen, Shawn Chambers, Marc Labelle, Shane Churla, Brian MacLellan, Stephane Roy, Gilles Meloche, Jim Roberts, Craig Cameron, John Flesch, Tony Featherstone, Wayne Muloin, Marshall Johnson
- 28** Stephen Johns, Lane MacDermid, Mark Fistric, David Oliver, Greg Hawgood, Donald Audette, Richard Jackman, Jason Botterill, Bob Bassen, Travis Richards, James Black, Derian Hatcher, Dave Mackey, Reed Larson, Ken Hodge, Gord Dineen, Pat Price, Mats Hallin, Alain Langlais, Harold Snepsts, Ron Meighan, Steve Christoff, Jim Boo, Jim Roberts, Lars Lindgren, Craig Cameron, Rick Chinnick, Jon Fontas
- 29** Greg Pateryn, Anders Lindback, Steve Ott, Grant Marshall, Trent Klatt, Warren Babe, Jay Caulfield, Tim Coulis, Dave Richter, Ron Friest, Mike Antonovich, Tom Youngmans, Bob Bergloff, Alain Langlais, Dean Prentice, Murray Oliver, Brian Smith, Roger Melin, Bob Cook
- 30** Ben Bishop, Tim Thomas, Dan Ellis, Andrew Raycroft, Corey Hirsch, Manny Fernandez, Jon Casey, George Servino, Stephane Roy, Jim Craig, Cesare Maniago, Gary Smith, Gilles Gilbert, Ted McCaskill, Carl Wetzell, Steve Janasak
- 31** Antti Niemi, Richard Bachman, Tobias Stephan, Ron Tugnutt, Jordan Willis, Mark Janssens, Larry DePalma, Wally Schreiber, Kirk Tomlinson, George Servino, Jim Archibald, Ken Solheim, Ron Friest
- 32** Kari Lehtonen, Don Sweeney, Claude Lemieux, Jim Montgomery, Arturs Irbe, Travis Richards, Jamie Langenbrunner, Doug Barault, Brad Berry, Scott Sandelin, Pat MacLeod, Kevin Kaminski, Emanuel Viveiros, Randy Smith, Dan Mandich, Don Jackson, Jim Dobson, Archie Henderson
- 33** Marc Methot, Alex Goligoski, Matt Climie, Doug Janik, Scott Pellerin, Benoit Hogue, Mike Needham, Jim McKenzie, Tommy Sjodin, Daniel Berthiaume, Don Beaupre
- 34** Denis Gurianov, Mark Wotton, Petr Buzek, Darcy Wakaluk, Steve Gotaas, Mike Berger, Paul Houck, Ron Wilson, Tim Helmer, Craig Levie
- 35** Anton Khudobin, Mike McKenna, Marty Turco, Andy Moog, Darcy Wakaluk, Jarmo Myllys, Mike Sands, Gary Edwards, Paul Harrison, Gilles Gilbert, Fern Rivard, Lindsay Middlebrook
- 36** Mats Zuccarello, Cameron Gaunce, Philip Larsen, Garrett Stafford, Jussi Jokinen, Steve Gaine, Roman Lyashenko, Jeff Mitchell, Link Gaetz, Chris Pryor
- 37** Justin Dowling, Patrik Nemeth, Karlis Skrastins, Mark Parrish, Lubomir Sekeras, Jeff MacMillan, Brad Lukowich, Zac Boyer, Neil Brady, Mitch Messier, Don Barber, Dave Archibald, Paul Houck, Bill Stewart, Don Biggs, Tim Trimmer
- 38** Joel L'Esperance, Mark McNeill, Lauri Korpikoski, Vernon Fiddler, Dan Jancevski, Alan Letang, Jason Botterill, Mark Lawrence, Roy Mitchell, Steve Martinson, Jayson More, Mitch Messier
- 39** Joel Hanley, Travis Morin, Joel Lundqvist, Niko Kapanen, Kelly Fairchild, Mike Kennedy, Peter Douris, Mike Kennedy, Enrico Ciccone, Neil Wilkinson
- 40** Remi Elie, Jussi Rynnäs, Ryan Garbutt, Johan Holmqvist, Gavin Morgan, Greg Leeb, Patrick Cote, Pat MacLeod, Dean Kolstad
- 41** Landon Bow, Christopher Nilstorp, Brent Krahn, Mike Smith, Martin Skoula, Brent Gilchrist, Keith Aldridge, Tony Hrkac, Jarrod Skalde, Tony Hrkac, Brent Gilchrist, Allen Pedersen, Rob Zettler
- 42** Taylor Fedun, Junior Lessard, Dan Jancevski, Jon Klemm, Steve Gaine, Sergei Makarov
- 43** Valeri Nichushkin, Jamie Oleksiak, Philippe Boucher, Steve Gaine, Jim Storm, Gord Donnelly, Helmut Balderis
- 44** Gavin Bayreuther, Sheldon Souray, Jeff Woywitka, Steve Begin, B.J. Crombeen, Jaroslav Modry, Jason Arnott, Aaron Gavey, Patrick Cote, Randy Wood, Reid Simpson, Kevin Evans, Steve Payne
- 45** Roman Polak, Brenden Morrow, Allan Bester, Mike McHugh
- 46** Gemel Smith, Jamie Wright, Dan Keczer
- 47** Alexander Radulov, Johnny Oduya, Aaron Downey, Mario Thyer
- 48** Dillon Heatherington, Francis Wathier, Scott Young, Scott Robinson
- 49** Jon Sim
- 50** Krystofer Barch, Ryan Christie
- 51** John MacLean
- 53** Vojtech Polak
- 55** Sergei Gonchar, Darryl Sydor, John Erskine, Tyler Bouck, Brad Maxwell
- 56** Sergei Zubov
- 57** Colton Sceviour
- 58** Jordie Benn
- 59** Ivan Visnevskiy
- 60** Antoine Roussel
- 63** Ben Gleason, Mike Ribeiro
- 64** Brendan Ranford
- 65** Chris Conner
- 68** Jaromir Jagr
- 72** Erik Cole, Shayne Corson
- 73** Maxime Fortunas, Michael Ryder, Brad Lukowich
- 77** Matthew Barnaby, Pierre Turgeon
- 81** Tomas Vincour
- 83** Ales Hemsy
- 88** Eric Lindros
- 90** Jason Spezza
- 91** Tyler Seguin, Brad Richards
- 92** Todd Fedoruk
- 96** Fabian Brunnstrom
- 98** Brian Lawton





PLAYOFF
RECORDS



ALL-TIME PLAYOFFS VS. OPPONENTS // DALLAS STARS HOCKEY CLUB

TEAM	SERIES	W	L	GP	W	L	GF	GA	LAST	ROUND	RESULT
Anaheim	3	1	2	18	8	10	52	47	2014	1st	L, 2-4
Boston	1	1	0	3	3	0	20	13	1981	1st	W, 3-0
Buffalo	3	2	1	13	8	5	39	37	1999	Final	W, 4-2
Calgary*	1	1	0	6	4	2	25	18	1981	3rd	W, 4-2
Chicago	6	2	4	33	14	19	119	119	1991	1st	W, 4-2
Colorado	4	2	2	24	10	14	62	66	2006	1st	L, 1-4
Detroit	4	0	4	24	8	16	50	72	2008	3rd	L, 2-4
Edmonton	8	6	2	42	27	15	118	104	2003	1st	W, 4-2
Los Angeles	1	1	0	7	4	3	26	21	1968	1st	W, 4-3
Minnesota	1	1	0	6	4	2	21	17	2016	1st	W, 4-2
Montreal	2	1	1	13	6	7	37	48	1980	2nd	W, 4-3
New Jersey	1	0	1	6	2	4	9	15	2000	Final	L, 2-4
NY Islanders	1	0	1	5	1	4	16	26	1981	Final	L, 1-4
Philadelphia	2	0	2	11	3	8	26	41	1980	1st	L, 1-4
Pittsburgh	1	0	1	6	2	4	16	28	1991	Final	L, 2-4
San Jose	3	3	0	17	12	5	46	30	2008	2nd	W, 4-2
St. Louis	13	6	7	73	37	36	211	212	2016	2nd	L, 3-4
Toronto	2	2	0	7	6	1	35	26	1983	1st	W, 3-1
Vancouver	2	0	2	12	4	8	23	31	2007	1st	L, 3-4
TOTAL	59	29	30	326	163	165	951	972			

ALL-TIME PLAYOFF GAME SEVENS

DATE	ROUND	OPPONENT	SCORE	OT
April 18, 1968	QuarterFinals	@ Los Angeles	W, 9-4	
May 3, 1968	SemiFinals	@ St. Louis	L, 1-2*	22:50
April 16, 1972	Quarterfinals	St. Louis	L, 1-2*	10:07
April 27, 1980	Quarterfinals	@ Montreal	W, 3-2	
April 22, 1984	Division Finals	St. Louis	W, 4-3*	6:00
April 16, 1990	Division Semifinals	@ Chicago	L, 2-5	
April 30, 1992	Division Semifinals	@ Detroit	L, 2-5	
April 29, 1997	Conference Quarterfinals	Edmonton	L, 3-4*	12:26
June 4, 1999	Conference Finals	Colorado	W, 4-1	
May 27, 2000	Conference Finals	Colorado	W, 3-2	
April 23, 2007	Conference Quarterfinals	@ Vancouver	L, 1-4	
May 11, 2016	Second Round	St. Louis	L, 1-6	

LONGEST PLAYOFF OVERTIME CONTESTS

DATE	OPPONENT	RESULT	TIME	SCORER	STARS GOALIE
April 24, 2003	vs. ANA (GM1)	3-4 L (LS)	80:48	Petr Sykora	Marty Turco
April 11, 2007	@ VAN (GM1)	4-5 L (LS)	78:06	Henrik Sedin	Marty Turco
May 4, 2008	vs. SJS (GM6)	2-1 W (WS)	69:03	Brenden Morrow	Marty Turco
April 27, 1999	@ EDM (GM4)	3-2 W (WS)	57:34	Joe Nieuwendyk	Ed Belfour
June 19, 1999	@ BUF (GM6)	2-1 W (WS)	54:51	Brett Hull	Ed Belfour
June 8, 2000	@ NJD (GM5)	1-0 W (LS)	46:21	Mike Modano	Ed Belfour
May 1, 2001	@ STL (GM3)	2-3 L (LS)	29:26	Cory Stillman	Ed Belfour
June 10, 2000	vs. NJD (GM6)	1-2 L (LS)	28:20	Jason Arnott	Ed Belfour
April 14, 2004	vs. COL (GM4)	2-3 L (LS)	25:18	Marek Svatos	Marty Turco
May 3, 1968	@ STL (GM7)	1-2 L (LS)	22:50	Ron Shock	Cesare Maniago

GAMES PLAYED

RANK	PLAYER	GMS
1	Mike Modano	174
2	Neal Broten	115
3	Sergei Zubov	114
4	Jere Lehtinen	108
5	Richard Matvichuk	107
6	Derian Hatcher	100
7	Darryl Sydor	99
8	Curt Giles	92
9	Brian Bellows	81
10	Brenden Morrow	78

POINTS

RANK	PLAYER	PTS
1	Mike Modano	145
2	Brian Bellows	83
3	Neal Broten	79
4	Bobby Smith	76
5	Sergei Zubov	72
6	Steve Payne	70
7	Dino Ciccarelli	51
T8	Jere Lehtinen	49
T8	Brad Maxwell	49
T10	Dave Gagner	46
T10	Brett Hull	46

GOALS

RANK	PLAYER	W
1	Mike Modano	58
2	Steve Payne	35
3	Brian Bellows	34
T4	Dino Ciccarelli	28
T4	Neal Broten	28
6	Jere Lehtinen	27
7	Bobby Smith	26
8	Joe Nieuwendyk	25
9	Dave Gagner	22
10	Brett Hull	21

ASSISTS

RANK	PLAYER	A
1	Mike Modano	87
2	Sergei Zubov	57
3	Neal Broten	51
4	Bobby Smith	50
5	Brian Bellows	49
6	Brad Maxwell	39
7	Steve Payne	35
8	Darryl Sydor	32
9	Gordie Roberts	30
10	Craig Hartsburg	27

PIM

RANK	PLAYER	PIM
1	Willi Plett	201
2	Shane Churla	189
3	Derian Hatcher	183
4	Basil McRae	174
5	Brad Maxwell	131
6	Mike Modano	128
7	Richard Matvichuk	114
8	Brian Bellows	111
9	Curt Giles	110
10	Bobby Smith	106

GAME-WINNING GOALS

RANK	PLAYER	GWG
1	Mike Modano	15
T2	Joe Nieuwendyk	9
T2	Steve Payne	9
T4	Dino Ciccarelli	7
T4	Bobby Smith	7
T6	Brett Hull	6
T6	Jamie Langenbrunner	6
T8	Stu Barnes	4
T8	Bill Goldsworthy	4
10	Many Tied	3

POWER PLAY GOALS

RANK	PLAYER	PPG
1	Mike Modano	24
2	Brian Bellows	18
T3	Dave Gagner	13
T3	Steve Payne	13
T5	Dino Ciccarelli	10
T5	Craig Hartsburg	10
T7	Brenden Morrow	9
T7	Bobby Smith	9
T7	Sergei Zubov	9
T10	Neal Broten	8
T10	Brian Propp	8

PLUS/MINUS

RANK	PLAYER	+/-
1	Sergei Zubov	18
T2	Craig Ludwig	12
T2	Darryl Sydor	9
T4	Mike Keane	8
T5	Greg Adams	7
T5	Gordie Roberts	7
T7	Jim Johnson	6
T7	Scott Young	6
T9	Shawn Horcoff	5
T9	Brett Hull	5
T9	Brad Lukowich	5
T9	Mattias Norstrom	5
T9	Ron Wilson	5

TEAM RECORDS, PLAYOFF YEAR

Most Wins: 16, 1999
 Most home wins: 9, 1999; 2000
 Most road wins: 7, 1999
 Most goals: 84, 1981
 Most goals against: 74, 1981
 Most power play goals: 35, 1991
 Most overtime goals: 8, 1999
 Most overtime games: 8, 1999
 Most games played: 23, 1991; 1999; 2000
 Latest ending date: June 19, 1999
 Most victories in succession: 6, 1981; 1999
 Longest shutout sequence: 165:15, Marty Turco vs. Vancouver, 2007
 Longest shutout sequence against: 136:13, Tim Cheveldae, Detroit, 1992
 Most consecutive games allowing two or fewer goals: 10, 1998

TEAM RECORD, SERIES

Most goals: 29 vs. Chicago, 1985
 Most goals against: 33 vs. Chicago, 1985
 Most goals, both teams, best of five series: 33 vs. Boston, 1981
 Most goals, one team, best of five series: 20 vs. Boston, 1981
 Fewest goals against, best of five series: 5 vs. St. Louis, 1985
 Most goals, best of seven series: 29 vs. Chicago
 Most goals against, best of seven series: 33 vs. Chicago
 Most goals, both teams, best of seven series: 62 vs. Chicago
 Most power play goals, one team: 15 vs. Chicago
 Most power play goals, both teams: 21 vs. Chicago
 Most overtime games: 4 vs. St. Louis, 1968 (1-3); vs. St. Louis, 1999 (2-2); vs. Edmonton, 2001 (3-1); vs. San Jose, 2008 (3-1)

TEAM RECORDS, GAME

Most goals: 9 (2X) vs. Los Angeles Kings in 9-3 win April 18, 1968; 9-6 win vs. Boston April 9, 1981
 Most goals, both teams: 15 vs. Boston in 9-6 win, April 9, 1981
 Most goals, against: 8 by Edmonton in 8-5 loss, April 28, 1984, 8 by Pittsburgh in 8-0 loss, May 25, 1991
 Most power play goals: 5 vs. Chicago, April 12, 1991
 Most power play goals, both teams: 8 vs. St. Louis, April 24, 1991
 Most power play goals against: 4 vs. Philadelphia, May 4, 1980, 4 vs. St. Louis, April 24, 1991, 4 vs. Detroit, May 11, 1995
 Most shorthanded goals: 2 vs. Calgary, April 28, 1981; vs. Pittsburgh, May 23, 1991
 Fastest two shorthanded goals: 24 seconds by Gordie Roberts of 19:48 of 2nd Period and Al MacAdam at 0:12 of the third period vs. Calgary, April 28, 1991
 Most shorthanded goals, both teams: 4, Boston (3) vs. Stars (1), April 11, 1981
 Most penalty minutes: 77 vs. Chicago, April 6, 1991
 Most penalty minutes, both teams: 146 vs. Chicago, April 6, 1991
 Greatest margin of victory: 6 goals, vs. Chicago (6-0), April 12, 1991, 6-0 vs. St. Louis, April 18, 1984; vs. Chicago (7-1), April 10, 1982
 Greatest margin of defeat: 8 goals, 8-0 by Pittsburgh, May 25, 1991
 Most shots on goal: 76 at Vancouver in 5-4 loss, April 11, 2007 (4 OT)
 Most shots on goal against: 62 vs. San Jose, May 4, 2008 (4 OT)
 Fewest shots on goal: 14 at San Jose, April 26, 1998; at Edmonton, May 7, 1998; vs. Detroit, May 24, 1998; at St. Louis, May 9, 2016
 Longest game: 140 minutes and 48 seconds vs. Anaheim in 4-3 loss, April 24, 2003 (Petr Sykora scored at 48 seconds of the fifth sudden death overtime period)
 Shortest overtime game: 60 minutes and 22 seconds vs. Buffalo in 4-3 win, April 16, 1981 (Steve Payne scored at 0:22 of the first sudden death overtime period)

TEAM RECORDS, PERIOD

Most goals: 5 vs. Chicago in 6-5 loss, April 8, 1991; vs. Edmonton in 8-5 loss, April 28, 1984; vs. Montreal in 5-2 win April 24, 1980, vs. Los Angeles in 9-4 win, April 18, 1968
 Most power play goals: 4 vs. Edmonton in 8-5 loss, April 28, 1984
 Most power play goals against: 3 vs. Philadelphia, May 1, 1980
 Most shots on goal: 30 in second period vs. Toronto, April 8, 1980
 Most shots on goal against: 22, in first period at Edmonton, April 16, 2000
 Most penalty minutes: 60 vs. Chicago, April 7, 1982
 Most penalty minutes, both teams: 125 vs. Chicago, April 7, 1982

INDIVIDUAL RECORDS, PLAYOFF YEAR

Most goals: 17, Steve Payne, 1981
 Most overtime goals: 2, Steve Payne, 1981, Joe Nieuwendyk, 1999; Brenden Morrow, 2008
 Most assists: 19, Brian Bellows, 1991
 Most points: 29, Steve Payne, 1981, Brian Bellows, 1991
 Most penalty minutes: 94, Basil McRae, 1991
 Most goals by a rookie: 14, Dino Ciccarelli, 1981
 Most points by a rookie: 21, Dino Ciccarelli, 1981
 Most power play goals: 8, Brian Propp, 1991
 Most game-winning goals: 6, Joe Nieuwendyk, 1999
 Lowest goals-against average: 1.30, Marty Turco, 2007
 Most wins by a goaltender: 16, Ed Belfour, 1999
 Most games played by a goaltender: 23, Jon Casey, 1991; Ed Belfour, 1999 & 2000
 Most goals by a defenseman: 5, Brad Maxwell, 1983; Craig Hartsburg, 1985; Mark Tinordi, 1991
 Most assists by a defenseman: 12, Craig Hartsburg, 1981; Sergei Zubov, 1999
 Most points by a defenseman: 15, Craig Hartsburg, 1981
 Most consecutive games with goals: 5, Steve Payne, 1981
 Most consecutive games with points: 8, Dennis Maruk, 1985; Tony McKegney, 1985; Neal Broten, 1991; Mike Modano, 2000

INDIVIDUAL RECORDS, SERIES

Most goals: 7, Steve Payne vs. Boston, 1981; Tony McKegney vs. Chicago, 1985
 Most assist: 9, Dennis Maruk vs. St. Louis, 1986
 Most points: 13, Dennis Maruk vs. St. Louis, 1986
 Most penalty minutes: 58, Basil McRae vs. St. Louis, 1989
 Lowest goals-against average: 0.77 by Ed Belfour vs. Edmonton, 1998
 Most shutouts: 3, Marty Turco vs. Vancouver, 2007

INDIVIDUAL RECORDS, GAME

Most goals: 3, Steve Payne vs. Boston, April 8, 1981; Dino Ciccarelli vs. Calgary, May 5, 1981; Dino Ciccarelli vs. Chicago, April 10, 1982, Bob Brooke vs. St. Louis, April 5, 1989
 Most assists: 4, Tim Young vs. Boston, April 9, 1981; Brad Maxwell vs. NY Islanders, May 19, 1981; Bobby Smith vs. Chicago, April 10, 1982, Brian Bellows vs. Chicago, April 12, 1991
 Most points: 5, Tim Young vs. Boston, April 9, 1981; Dino Ciccarelli vs. Calgary, May 5, 1981; Dino Ciccarelli vs. Chicago, April 10, 1982.
 Most penalty minutes: 27, Barry Gibbs vs. St. Louis, April 6, 1971
 Most assists by a defenseman: 4, Brad Maxwell vs. NY Islanders, May 19, 1981
 Most points by a defenseman: 4, Brad Maxwell vs. NY Islanders, May 19, 1981
 Fastest goal to start of game: 9 seconds, Bill Collins vs. Los Angeles, April 9, 1968; Dave Balon vs. St. Louis, April 25, 1968; Murray Oliver vs. St. Louis, April 8, 1971

INDIVIDUAL RECORDS, PERIOD

Most points in a period: 4, Brad Richards vs. San Jose, April 27, 2008, third period; Dave Gagner vs. Chicago, April 8, 1991, first period

PLAYOFF GAME-BY-GAME // DALLAS STARS HOCKEY CLUB

YEAR	GAME	DATE	TEAM	SCORE	OT	ATTD.	GWG	GOALIE
1968	[Quarterfinals - Beat Los Angeles 4-3]							
	1	April 4	Ⓐ LAK	1-2 L		6,847	White	Maniago
2	2	April 6	Ⓐ LAK	0-2 L		8,114	L. MacDonald	Maniago
3	3	April 9	LAK	7-5 W		6,797	Collins	Maniago
4	4	April 11	LAK	3-2 W		8,843	Balon	Maniago
5	5	April 13	Ⓐ LAK	2-3 L		10,685	Joyal	Maniago
6	6	April 16	LAK	4-3 W	9:11	8,380	Marcetta	Maniago
7	7	April 18	Ⓐ LAK	9-4 W		11,214	P. MacDonald	Maniago
	[Semifinals - Lost to St. Louis 3-4]							
8	1	April 21	Ⓐ STL	3-5 L		11,117	McCreary	Maniago
9	2	April 22	STL	3-2 W	3:41	9,776	P. MacDonald	Maniago
10	3	April 25	Ⓐ STL	5-1 W		13,334	Goldsworthy	Maniago
11	4	April 27	Ⓐ STL	3-4 L	1:32	12,591	Sabourin	Maniago
12	5	April 29	Ⓐ STL	2-3 L	17:27	11,931	McCreary	Maniago
13	6	May 1	STL	5-1 W		15,172	Boudrias	Maniago
14	7	May 3	Ⓐ STL	1-2 L	22:50	15,556	Shock	Maniago
1969	Did Not Qualify							
1970	[Quarterfinals - Lost to St. Louis 2-4]							
15	1	April 7	Ⓐ STL	2-6 L		16,304	Sabourin	Maniago
16	2	April 9	STL	1-2 L		16,508	Goyette	Maniago
17	3	April 11	Ⓐ STL	4-2 W		14,544	Goldsworthy	Maniago
18	4	April 12	STL	4-0 W		14,877	Goldsworthy	Maniago
19	5	April 14	Ⓐ STL	3-6 L		17,208	Gray	Maniago
20	6	April 16	STL	2-4 L		14,908	Berenson	Maniago
1971	[Quarterfinals - Beat St. Louis 4-2]							
21	1	April 7	Ⓐ STL	3-2 W		18,590	Grant	Maniago
22	2	April 8	STL	2-4 L		18,774	Connelly	Maniago
23	3	April 10	STL	0-3 L		15,339	St. Marseille	Maniago
24	4	April 11	STL	2-1 W		14,657	Burns	Worsley
25	5	April 13	Ⓐ STL	4-3 W		19,132	Nanne	Worsley
26	6	April 15	STL	5-2 W		15,370	Rousseau	Worsley
	[Semifinals - Lost to Montreal 2-4]							
27	1	April 20	Ⓐ MTL	2-7 L		16,077	Lemaire	Worsley
28	2	April 22	Ⓐ MTL	6-3 W		16,601	Nanne	Maniago
29	3	April 24	MTL	3-6 L		15,364	Tremblay	Maniago
30	4	April 25	MTL	5-2 W		15,364	Parise	Maniago
31	5	April 27	Ⓐ MTL	1-6 L		15,854	Lapointe	Maniago
32	6	April 29	MTL	2-3 L		15,422	Houle	Maniago
1972	[Quarterfinals - Lost to St. Louis 3-4]							
33	1	April 5	STL	3-0 W		15,489	Prentice	Worsley
34	2	April 6	STL	6-5 W	1:36	14,674	Goldsworthy	Maniago
35	3	April 8	Ⓐ STL	1-2 L		18,882	Roberto	Worsley
36	4	April 9	Ⓐ STL	2-3 L		15,576	Barc. Plager	Maniago
37	5	April 11	STL	4-3 W		15,706	Drouin	Worsley
38	6	April 13	Ⓐ STL	2-4 L		19,008	Unger	Maniago
39	7	April 16	STL	1-2 L	10:07	15,635	O'Shea	Maniago
1973	[Quarterfinals - Lost to Philadelphia 2-4]							
40	1	April 4	Ⓐ PHL	3-0 W		16,600	D. Hextall	Maniago
41	2	April 5	Ⓐ PHL	1-4 L		16,600	Flett	Gilbert
42	3	April 7	PHL	5-0 W		15,647	D. Hextall	Maniago
43	4	April 8	PHL	0-3 L		15,449	Clarke	Maniago
44	5	April 10	Ⓐ PHL	2-3 L	8:35	16,600	Dornhoefer	Maniago
45	6	April 12	PHL	1-4 L		15,644	Lonsberry	Maniago
1974	Did Not Qualify							
1975	Did Not Qualify							
1976	Did Not Qualify							
1977	[Preliminary Round - Lost to Buffalo 0-2]							
46	1	April 5	Ⓐ BUF	2-4 L		16,433	Korab	LoPresti
47	2	April 7	BUF	1-7 L		15,503	Martin	LoPresti/Smith
1978	Did Not Qualify							
1979	Did Not Qualify							
1980	[Preliminary Round - Beat Toronto 3-0]							
48	1	April 8	TOR	6-3 W		13,073	Payne	Edwards
49	2	April 9	TOR	7-2 W		15,408	Sargent	Edwards
50	3	April 11	Ⓐ TOR	4-3 W	0:32	16,485	MacAdam	Edwards/Meloche

YEAR	GAME	DATE	TEAM	SCORE	OT	ATTD.	GWG	GOALIE
1980	[Quarterfinals — Beat Montreal 4-3]							
51	1	April 16	Ⓓ MTL	3-0 W		15,576	Andersson	Meloche
52	2	April 17	Ⓓ MTL	4-1 W		16,156	Payne	Meloche
53	3	April 19	MTL	0-5 L		15,820	Dupont	Meloche
54	4	April 20	MTL	1-5 L		15,708	Shutt	Meloche
55	5	April 22	Ⓓ MTL	2-6 L		16,372	Shutt	Meloche
56	6	April 24	MTL	5-2 W		13,829	Shmyr	Meloche
57	7	April 27	Ⓓ MTL	3-2 W		17,465	MacAdam	Meloche
	[Semifinals — Lost to Philadelphia 1-4]							
58	1	April 29	Ⓓ PHL	6-5 W		17,077	Payne	Meloche/Edwards
59	2	May 1	Ⓓ PHL	0-7 L		17,077	Holmgren	Edwards
60	3	May 4	PHL	3-5 L		15,706	Barber	Meloche
61	4	May 6	PHL	2-3 L		15,650	Barber	Edwards
62	5	May 8	Ⓓ PHL	3-7 L		17,077	Daley	Edwards/Meloche
1981	[Preliminary Round — Beat Boston 3-0]							
63	1	April 8	Ⓓ BOS	5-4 W	3:34	8,539	Payne	Meloche
64	2	April 9	Ⓓ BOS	9-6 W		9,069	Ciccarelli	Beaupre
65	3	April 11	BOS	6-3 W		15,784	Payne	Meloche
	[Quarterfinals — Beat Buffalo 4-1]							
66	1	April 16	Ⓓ BUF	4-3 W	0:22	13,845	Payne	Meloche
67	2	April 17	Ⓓ BUF	5-2 W		14,883	Ciccarelli	Meloche
68	3	April 19	BUF	6-4 W		15,784	Brote	Meloche
69	4	April 20	BUF	4-5 L	16:32	15,784	Ramsay	Meloche
70	5	April 22	Ⓓ BUF	4-3 W		15,066	MacAdam	Beaupre
	[Semifinals — Beat Calgary 4-2]							
71	1	April 28	Ⓓ CGY	4-1 W		7,226	Young	Meloche
72	2	April 30	Ⓓ CGY	2-3 L		7,266	Lavallee	Meloche
73	3	May 3	CGY	6-4 W		15,784	Christoff	Meloche
74	4	May 5	CGY	7-4 W		15,784	Ciccarelli	Beaupre
75	5	May 7	Ⓓ CGY	1-3 L		7,266	MacMillan	Meloche
76	6	May 9	CGY	5-3 W		15,784	Palmer	Meloche
	[Stanley Cup Finals — Lost to NY Islanders 1-4]							
77	1	May 12	Ⓓ NYI	6-3 L		15,008	Carroll	Meloche
78	2	May 14	Ⓓ NYI	6-3 L		15,008	Potvin	Beaupre
79	3	May 17	NYI	5-7 L		15,784	Goring	Meloche
80	4	May 19	NYI	4-2 W		15,784	Payne	Beaupre
81	5	May 21	Ⓓ NYI	1-5 L		15,008	Merrick	Beaupre
1982	[Division Semifinals — Lost to Chicago 1-3]							
82	1	April 7	CHI	2-3 L	3:34	15,597	Fox	Meloche
83	2	April 8	CHI	3-5 L		15,646	Savard	Beaupre
84	3	April 10	Ⓓ CHI	7-1 W		20,960	Ciccarelli	Meloche
85	4	April 11	Ⓓ CHI	2-5 L		14,367	Secord	Meloche
1983	[Division Semifinals — Beat Toronto 3-1]							
86	1	April 6	TOR	5-4 W		15,184	Smith	Beaupre
87	2	April 7	TOR	5-4 W	5:03	15,204	Smith	Beaupre
88	3	April 9	Ⓓ TOR	3-6 L		16,382	Poddubny	Beaupre
89	4	April 10	Ⓓ TOR	5-4 W	8:05	16,382	Ciccarelli	Meloche
	[Division Finals — Lost to Chicago 1-4]							
90	1	April 14	Ⓓ CHI	2-5 L		17,432	Fraser	Meloche
91	2	April 15	Ⓓ CHI	4-7 L		17,506	Lysiak	Beaupre
92	3	April 17	CHI	5-1 W		15,784	Ciccarelli	Meloche
93	4	April 18	CHI	3-4 L	10:34	15,445	Preston	Meloche
94	5	April 20	Ⓓ CHI	2-5 L		17,439	Paterson	Meloche
1984	[Division Semifinals — Beat Chicago 3-2]							
95	1	April 4	CHI	1-3 L		14,366	Secord	Meloche
96	2	April 5	CHI	6-5 W		15,206	Broten	Meloche
97	3	April 7	Ⓓ CHI	4-1 W		17,371	Acton	Beaupre
98	4	April 8	Ⓓ CHI	3-4 L		16,478	Murray	Beaupre
99	5	April 10	CHI	4-1 W		15,784	Ferguson	Beaupre
	[Division Finals — Beat St. Louis 4-3]							
100	1	April 12	STL	2-1 W		13,615	Ciccarelli	Beaupre
101	2	April 13	STL	3-4 L	16:16	15,598	Gilmour	Beaupre
102	3	April 15	Ⓓ STL	1-3 L		18,876	Wickenheiser	Beaupre
103	4	April 16	STL	3-2 W		17,023	McCarthy	Beaupre
104	5	April 18	STL	6-0 W		15,423	Payne	Beaupre
105	6	April 20	Ⓓ STL	0-4 L		16,411	Federko	Beaupre
106	7	April 22	STL	4-3 W	6:00	15,603	Payne	Beaupre
	[Conference Finals — Lost to Edmonton 0-4]							
107	1	April 24	Ⓓ EDM	1-7 L		17,498	Gretzky	Beaupre/Meloche
108	2	April 26	Ⓓ EDM	3-4 L		17,498	Gretzky	Beaupre
109	3	April 28	EDM	5-8 L		15,784	Linseman	Beaupre
110	4	May 1	EDM	1-3 L		15,507	Linseman	Meloche

PLAYOFF GAME-BY-GAME // DALLAS STARS HOCKEY CLUB

YEAR	GAME	DATE	TEAM	SCORE	OT	ATTD.	GWG	GOALIE
1985	(Division Semifinals — Beat St. Louis 3-0)							
111	1	April 10	@ STL	3-2 W		10,833	Acton	Meloche
112	2	April 11	@ STL	4-3 W		11,725	Acton	Meloche
113	3	April 13	STL	2-0 W		13,723	McKegney	Meloche
	(Division Finals — Lost to Chicago 2-4)							
114	1	April 18	@ CHI	8-5 W		17,389	Coulis	Meloche
115	2	April 21	@ CHI	2-6 L		17,592	Fraser	Meloche
116	3	April 23	CHI	3-5 L		14,203	Secord	Meloche/Beaupre
117	4	April 25	CHI	6-7 L	21:57	14,681	Darryl Sutter	Beaupre/Meloche
118	5	April 28	@ CHI	5-4 W	1:14	17,488	Maruk	Meloche/Beaupre
119	6	April 30	CHI	5-6 L	15:41	15,097	Darryl Sutter	Beaupre
1986	(Division Semifinals — Lost to St. Louis 2-3)							
120	1	April 9	STL	1-2 L		13,427	Gilmour	Beaupre
121	2	April 10	STL	6-2 W		12,592	Graham	Beaupre
122	3	April 12	@ STL	3-4 L		13,652	Federko	Beaupre
123	4	April 13	@ STL	7-4 W		13,509	Graham	Beaupre
124	5	April 15	STL	3-6 L		15,953	Beers	Beaupre
1987	Did Not Qualify							
1988	Did Not Qualify							
1989	(Division Semifinals — Lost to St. Louis 1-4)							
125	1	April 5	@ STL	3-4 L	11:55	11,130	Hull	Casey
126	2	April 6	@ STL	3-4 L	5:30	11,644	Meagher	Takko
127	3	April 8	STL	3-5 L		11,273	Hull	Casey/Takko
128	4	April 9	STL	5-4 W		8,013	Barber	Casey
129	5	April 11	@ STL	1-6 L		14,854	Zezel	Casey
1990	(Division Semifinals — Lost to Chicago 3-4)							
130	1	April 4	@ CHI	2-1 W		17,427	Bellows	Casey
131	2	April 6	@ CHI	3-5 L		17,822	Roenick	Casey
132	3	April 8	CHI	1-2 L		15,196	Prestley	Casey
133	4	April 10	CHI	4-0 W		12,879	Barber	Casey
134	5	April 12	@ CHI	1-5 L		18,237	Savard	Casey
135	6	April 14	CHI	5-3 W		15,196	Murphy	Casey
136	7	April 16	@ CHI	2-5 L		17,883	Roenick	Casey/Takko
1991	(Division Semifinals — Beat Chicago 4-2)							
137	1	April 4	@ CHI	4-3 W	4:14	18,102	Propp	Casey
138	2	April 6	@ CHI	2-5 L		18,190	Rychel	Casey/Hayward
139	3	April 8	CHI	5-6 L		12,753	Roenick	Casey/Hayward
140	4	April 10	CHI	3-1 W		14,343	Craig	Casey
141	5	April 12	@ CHI	6-0 W		17,641	Propp	Casey
142	6	April 14	CHI	3-1 W		15,274	Bellows	Casey
	(Division Finals — Beat St. Louis 4-2)							
143	1	April 18	@ STL	2-1 W		16,911	Churla	Casey
144	2	April 20	@ STL	2-5 L		18,051	Dates	Casey
145	3	April 22	STL	5-1 W		14,341	Gavin	Casey
146	4	April 24	STL	8-4 W		15,326	Propp	Casey
147	5	April 26	@ STL	2-4 L		18,520	Quinn	Casey/Hayward
148	6	April 28	STL	3-2 W		15,274	Smith	Casey
	(Conference Finals — Beat Edmonton 4-1)							
149	1	May 2	@ EDM	3-1 W		17,082	Gagner	Casey
150	2	May 4	@ EDM	2-7 L		17,503	Klima	Casey/Hayward
151	3	May 6	EDM	7-3 W		15,378	Smith	Casey
152	4	May 8	EDM	5-1 W		15,274	Modano	Casey
153	5	May 10	@ EDM	3-2 W		17,503	Smith	Casey
	(Stanley Cup Final — Lost to Pittsburgh 2-4)							
154	1	May 15	@ PIT	5-4 W		16,144	Smith	Casey
155	2	May 17	@ PIT	1-4 L		16,144	Stevens	Casey
156	3	May 19	PIT	3-1 W		15,378	Smith	Casey
157	4	May 21	PIT	3-5 L		15,378	Trottier	Casey
158	5	May 23	@ PIT	4-4 L		16,144	Francis	Casey/Hayward
159	6	May 25	PIT	0-8 L		15,378	Samuelsson	Casey/Hayward
1992	(Division Semifinals — Lost to Detroit 3-4)							
160	1	April 18	@ DET	4-3 W		19,875	Bellows	Casey
161	2	April 20	@ DET	4-2 W		19,688	B. Smith	Casey
162	3	April 22	DET	4-5 L	1:15	13,128	Racine	Casey
163	4	April 24	DET	5-4 W		15,434	Elik	Casey
164	5	April 26	@ DET	0-3 L		19,837	Yzerman	Casey
165	6	April 28	DET	0-1 L	16:13	13,177	Fedorov	Casey
166	7	April 30	@ DET	2-5 L		19,875	Gallant	Casey
1993	Did Not Qualify							
1994	(Conference Quarterfinals — Beat St. Louis 4-0)							
167	1	April 17	STL	5-3 W		16,914	Ledyard	Wakaluk
168	2	April 20	STL	4-2 W		16,914	Modano	Wakaluk
169	3	April 22	@ STL	5-4 W	8:34	17,029	Cavallini	Wakaluk
170	4	April 24	@ STL	2-1 W		16,259	Modano	Wakaluk

YEAR	GAME	DATE	TEAM	SCORE	OT	ATTD.	GWG	GOALIE
(Conference Semifinals — Lost to Vancouver 1-4)								
171	1	May 2	VAN	4-6 L		16,914	Gelinas	Wakaluk
172	2	May 4	VAN	0-3 L		16,914	Ronning	Moog
173	3	May 6	@ VAN	4-3 W		16,150	N. Broten	Moog
174	4	May 8	@ VAN	1-2 L	11:01	16,150	Momesso	Moog
175	5	May 10	@ VAN	2-4 L		16,150	Craven	Moog
(Conference Quarterfinals — Lost to Detroit 1-4)								
176	1	May 7	@ DET	3-4 L		19,875	Kozlov	Moog
177	2	May 9	@ DET	1-4 L		19,875	Lidstrom	Moog
178	3	May 11	DET	1-5 L		16,214	Kozlov	Moog/Wakaluk
179	4	May 14	DET	4-1 W		16,004	K. Hatcher	Moog
180	5	May 15	@ DET	1-3 L		19,875	Ciccarelli	Moog
1996	Did Not Qualify							
(Conference Quarterfinals — Lost to Edmonton 3-4)								
181	1	April 16	EDM	5-3 W		16,418	Modano	Moog
182	2	April 18	EDM	0-4 L		16,924	Grier	Moog/Irbe
183	3	April 20	@ EDM	3-4 L	9:15	17,099	Buchberger	Moog
184	4	April 22	@ EDM	4-3 W		17,099	Langenbrunner	Moog
185	5	April 25	EDM	0-1 L	20:22	16,924	Smyth	Moog
186	6	April 27	@ EDM	3-2 W		17,099	Modano	Moog
187	7	April 29	EDM	3-4 L	12:26	16,924	Marchant	Moog
(Conference Quarterfinals — Beat San Jose 4-2)								
188	1	April 22	SJS	4-1 W		16,928	Lind	Belfour
189	2	April 24	SJS	5-2 W		16,928	Verbeek	Belfour
190	3	April 26	@ SJS	1-4 L		17,483	Nolan	Belfour/Fernandez
191	4	April 28	@ SJS	0-1 L	6:31	17,483	Zyuzin	Belfour
192	5	April 30	SJS	3-2 W		16,928	Modano	Belfour
193	6	May 2	@ SJS	3-2 W	3:43	17,483	Keane	Belfour
(Conference Semifinals — Beat Edmonton 4-1)								
194	1	May 7	EDM	3-1 W		16,928	Zubov	Belfour
195	2	May 9	EDM	0-2 L		16,928	Weight	Belfour
196	3	May 11	@ EDM	1-0 W	13:07	17,099	Hogue	Belfour
197	4	May 13	@ EDM	3-1 W		17,099	Hogue	Belfour
198	5	May 16	EDM	2-1 W		16,928	Adams	Belfour
(Conference Finals — Lost to Detroit 2-4)								
199	1	May 24	DET	0-2 L		16,928	Kozlov	Belfour
200	2	May 26	DET	3-1 W		16,928	Adams	Belfour
201	3	May 29	@ DET	3-5 L		19,983	Macoun	Belfour
202	4	May 31	@ DET	2-3 L		19,983	Kozlov	Belfour
203	5	June 3	DET	3-2 W	0:46	16,928	Langenbrunner	Belfour
204	6	June 5	@ DET	0-2 L		19,983	Murphy	Belfour
(Conference Quarterfinals — Beat Edmonton 4-0)								
205	1	April 21	EDM	2-1 W		17,001	Carbonneau	Belfour
206	2	April 23	EDM	3-2 W		17,001	Langenbrunner	Belfour
207	3	April 25	@ EDM	3-2 W		17,100	Nieuwendyk	Belfour
208	4	April 27	@ EDM	3-2 W	57:34	17,100	Nieuwendyk	Belfour
(Conference Semifinals — Beat St. Louis 4-2)								
209	1	May 6	STL	3-0 W		17,001	Verbeek	Belfour
210	2	May 8	STL	5-4 W	8:22	17,001	Nieuwendyk	Belfour
211	3	May 10	@ STL	2-3 L	2:43	19,826	Demitra	Belfour
212	4	May 12	@ STL	2-3 L	5:52	20,341	Turgeon	Belfour
213	5	May 15	STL	3-1 W		17,001	Langenbrunner	Belfour
214	6	May 17	@ STL	2-1 W	2:21	20,355	Modano	Belfour
(Conference Finals — Beat Colorado 4-3)								
215	1	May 22	COL	1-2 L		17,001	Kamensky	Belfour
216	2	May 24	COL	4-2 W		17,001	Nieuwendyk	Belfour
217	3	May 26	@ COL	3-0 W		16,061	Nieuwendyk	Belfour
218	4	May 28	@ COL	2-3 L	19:29	16,061	Drury	Belfour
219	5	May 30	COL	5-7 L		17,001	Drury	Belfour
220	6	June 1	@ COL	4-1 W		16,061	Langenbrunner	Belfour
221	7	June 4	COL	4-1 W		17,001	Keane	Belfour
[Stanley Cup Final — Beat Buffalo 4-2] WON STANLEY CUP								
222	1	June 8	BUF	2-3 L	15:30	17,001	Wootley	Belfour
223	2	June 10	BUF	4-2 W		17,001	Hull	Belfour
224	3	June 12	@ BUF	2-1 W		18,595	Nieuwendyk	Belfour
225	4	June 15	@ BUF	1-2 L		18,595	Ward	Belfour
226	5	June 17	BUF	2-0 W		17,001	Sydor	Belfour
227	6	June 19	@ BUF	2-1 W	54:51	18,595	Hull	Belfour
(Conference Quarterfinals — Beat Edmonton 4-1)								
228	1	April 12	EDM	2-1 W		17,001	Lyashenko	Belfour
229	2	April 13	EDM	3-0 W		17,001	Muller	Belfour
230	3	April 16	@ EDM	2-5 L		17,100	Weight	Belfour
231	4	April 18	@ EDM	4-3 W		17,100	Carbonneau	Belfour
232	5	April 21	EDM	3-2 W		17,001	Hull	Belfour

PLAYOFF GAME-BY-GAME // DALLAS STARS HOCKEY CLUB

YEAR	GAME	DATE	TEAM	SCORE	OT	ATTD.	GWG	GOALIE
233	(Conference Semifinals — Beat San Jose 4-1)							
234	1	April 28	SJS	4-0 W		17,001	Gavey	Belfour
235	2	April 30	SJS	1-0 W		17,001	Modano	Belfour
236	3	May 2	@ SJS	1-2 L		17,483	Nolan	Belfour
237	4	May 5	@ SJS	5-4 W		17,483	Nieuwendyk	Belfour
238	5	May 7	SJS	4-1 W		17,001	Thornton	Belfour
239	(Conference Finals — Beat Colorado 4-3)							
240	1	May 13	COL	0-2 L		17,001	Hejduk	Belfour
241	2	May 15	COL	3-2 W		17,001	Hull	Belfour
242	3	May 19	@ COL	0-2 L		18,007	Poedin	Belfour
243	4	May 21	@ COL	4-1 W		18,007	Hull	Belfour
244	5	May 23	COL	3-2 W	12:10	17,001	Nieuwendyk	Belfour
245	6	May 25	@ COL	1-2 L		18,007	Drury	Belfour
246	7	May 27	COL	3-2 W		17,001	Lyashenko	Belfour
247	(Stanley Cup Final — Lost to New Jersey 2-4)							
248	1	May 30	@ NJD	3-7 L		19,040	Stevens	Belfour/Fernandez
249	2	June 1	@ NJD	2-1 W		19,040	Hull	Belfour
250	3	June 3	NJD	1-2 L		17,001	Sykora	Belfour
251	4	June 5	NJD	1-3 L		17,001	Madden	Belfour
252	5	June 8	@ NJD	1-0 W	46:21	19,040	Modano	Belfour
253	6	June 10	NJD	1-2 L	28:20	17,001	Arnett	Belfour
254	(Conference Quarterfinals — Beat Edmonton 4-2)							
255	1	April 11	EDM	2-1 W	2:08	17,001	Langenbrunner	Belfour
256	2	April 14	EDM	3-4 L		17,001	Carter	Belfour
257	3	April 15	@ EDM	3-2 W	19:48	17,100	Hogue	Belfour
258	4	April 17	@ EDM	1-2 L	17:19	17,100	Comrie	Belfour
259	5	April 19	EDM	4-3 W	8:01	17,001	Muller	Belfour
260	6	April 21	@ EDM	3-1 W		17,100	Nieuwendyk	Belfour
261	(Conference Semifinals — Lost to St. Louis 0-4)							
262	1	April 27	STL	2-4 L		17,001	Reasoner	Belfour
263	2	April 29	STL	1-2 L		17,001	Young	Belfour
264	3	May 1	@ STL	2-3 L	29:26	19,967	Stillman	Belfour
265	4	May 3	@ STL	1-4 L		19,967	Tkachuk	Belfour
2002	Did Not Qualify							
266	(Conference Quarterfinals — Beat Edmonton 4-2)							
267	1	April 9	EDM	1-2 L		18,532	Horcoff	Turco
268	2	April 11	EDM	6-1 W		18,532	Young	Turco
269	3	April 13	@ EDM	2-3 L		16,839	Dvorak	Turco
270	4	April 15	@ EDM	3-1 W		16,839	Barnes	Turco
271	5	April 17	EDM	5-2 W		18,532	Modano	Turco
272	6	April 19	@ EDM	3-2 W		16,839	Modano	Turco
273	(Conference Semifinals — Lost to Anaheim 2-4)							
274	1	April 24	ANA	3-4 L	80:48	18,532	Sykora	Turco
275	2	April 26	ANA	2-3 L	1:44	18,532	Leclerc	Turco
276	3	April 28	@ ANA	2-1 W		17,174	Lehtinen	Turco
277	4	April 30	@ ANA	0-1 L		17,174	Leclerc	Turco
278	5	May 3	ANA	4-1 W		18,532	Barnes	Turco
279	6	May 5	@ ANA	3-4 L		17,174	Ozolinsh	Turco
280	(Conference Quarterfinals — Lost to Colorado 1-4)							
281	1	April 7	@ COL	1-3 L		18,007	Tanguay	Turco
282	2	April 9	@ COL	2-5 L		18,007	Forsberg	Turco
283	3	April 12	COL	4-3 W	2:11	18,532	Ott	Turco
284	4	April 14	COL	2-3 L	25:18	18,532	Svatos	Turco
285	5	April 17	@ COL	1-5 L		18,007	Konowalchuk	Turco
286	(Conference Quarterfinals — Lost to Colorado 1-4)							
287	1	April 22	COL	2-5 L		18,532	Blake	Turco
288	2	April 24	COL	4-5 L	4:36	18,532	Sakic	Turco
289	3	April 26	@ COL	3-4 L	1:09	18,007	Tanguay	Turco
290	4	April 28	@ COL	4-1 W		18,007	Hagman	Turco
291	5	April 30	COL	2-3 L	13:55	18,532	Brunette	Turco
292	(Conference Quarterfinals — Lost to Vancouver 3-4)							
293	1	April 11	@ VAN	4-5 L	78:06	18,630	H. Sedin	Turco
294	2	April 13	@ VAN	2-0 W		18,630	Halpern	Turco
295	3	April 15	VAN	1-2 L	7:47	18,532	Pyatt	Turco
296	4	April 17	VAN	1-2 L		18,532	Linden	Turco
297	5	April 19	@ VAN	1-0 W	6:22	18,630	Morrow	Turco
298	6	April 21	VAN	2-0 W		18,600	Modano	Turco
299	7	April 23	@ VAN	1-4 L		18,630	Linden	Turco
300	(Conference Quarterfinals — Beat Anaheim 4-2)							
301	1	April 10	@ ANA	4-0 W		17,191	Ott	Turco
302	2	April 12	@ ANA	5-2 W		17,181	Modano	Turco
303	3	April 15	ANA	2-4 L		18,532	Pronger	Turco
304	4	April 17	ANA	3-1 W		18,532	Barnes	Turco
305	5	April 18	@ ANA	2-5 L		17,199	Selanne	Turco
306	6	April 20	ANA	4-1 W		18,532	Barnes	Turco

YEAR	GAME	DATE	TEAM	SCORE	OT	ATTD.	GWG	GOALIE
296	[Conference Semifinals — Beat San Jose 4-2]			3-2 W	4:39	17,496	Morrow	Turco
297	1	April 25	@ SJS	5-2 W		17,496	Modano	Turco
298	2	April 27	@ SJS	2-1 W	4:37	18,532	Norstrom	Turco
299	3	April 29	SJS	1-2 L		18,584	Michalek	Turco
300	4	April 30	@ SJS	2-3 L	1:05	17,496	Pavelski	Turco
301	5	May 2	SJS	2-1 W	69:03	18,532	Morrow	Turco
302	[Conference Finals — Lost to Detroit 2-4]			1-4 L		20,066	Franzen	Turco
303	1	May 6	@ DET	1-2 L		20,066	Zetterberg	Turco
304	2	May 10	@ DET	2-5 L		18,532	Hudler	Turco
305	3	May 12	DET	3-1 W		18,532	Modano	Turco
306	4	May 14	DET	2-1 W		20,066	Lundqvist	Turco
307	5	May 17	@ DET	1-4 L		18,584	Datsyuk	Turco
308	6	May 19	DET					
2009	Did Not Qualify							
2010	Did Not Qualify							
2011	Did Not Qualify							
2012	Did Not Qualify							
2013	Did Not Qualify							
2014	[First Round — Lost to Anaheim 2-4]			3-4 L		17,294	Belesky	Lehtonen
308	1	April 16	@ ANA	2-3 L		17,426	Cogliano	Lehtonen
309	2	April 18	@ ANA	3-0 W		19,120	Ja, Benn	Lehtonen
310	3	April 21	ANA	4-2 W		18,962	Eakin	Lehtonen
311	4	April 23	ANA	2-6 L		17,334	Perreault	Lehtonen
312	5	April 25	@ ANA	4-5 L	2:47	19,323	Bonino	Lehtonen
313	6	April 27	ANA					
2015	Did Not Qualify							
2016	[First Round - Beat Minnesota 4-2]			4-0 W		18,532	Faksa	Lehtonen
314	1	April 14	MIN	2-1 W		18,988	Ja, Benn	Lehtonen
315	2	April 16	MIN	3-5 L		19,038	Koivu	Lehtonen
316	3	April 18	@ MIN	3-2 W		19,080	Spezza	Niemi
317	4	April 20	@ MIN	4-5 L	4:55	18,889	Koivu	Niemi
318	5	April 22	MIN	5-4 W		19,310	Goligoski	Lehtonen
319	6	April 24	@ MIN					
320	[Second Round - Lost to St. Louis 3-4]			2-1 W		18,532	Faksa	Lehtonen
321	1	April 29	STL	3-4 L	10:58	18,889	Backes	Niemi/Lehtonen
322	2	May 1	STL	1-6 L		19,323	Backes	Niemi/Lehtonen
323	3	May 3	@ STL	3-2 W	2:58	19,770	Eakin	Lehtonen
324	4	May 5	STL	1-4 L		18,754	Jaskin	Lehtonen
325	5	May 7	STL	3-2 W		19,808	Spezza	Lehtonen
326	6	May 9	@ STL	1-6 L		18,532	Stastny	Lehtonen/Niemi
327	7	May 11	STL					
2017	Did Not Qualify							
2018	Did Not Qualify							

PLAYOFF OVERTIME // DALLAS STARS HOCKEY CLUB

#	DATE	OPPONENT	RESULT	OT TIME	SCORER	GOALIE
1	April 16, 1968	vs. LAK	4-3 W	9:11	Milan Macetta	Maniago
2	April 22, 1968	vs. STL	3-2 W	3:41	Parker MacDonald	Maniago
3	April 27, 1968	@ STL	3-4 L	1:32	Gary Sabourin	Maniago
4	April 29, 1968	@ STL	2-3 L	17:27	Bill McCreary	Maniago
5	May 3, 1968	@ STL	1-2 L	22:50	Ron Shock	Maniago
6	April 6, 1972	vs. STL	6-5 W	1:36	Bill Goldsworthy	Maniago
7	April 16, 1972	vs. STL	1-2 L	10:07	Kevin O'Shea	Maniago
8	April 10, 1973	@ PHI	2-3 L	8:35	Gary Dornhoefer	Maniago
9	April 11, 1980	@ TOR	4-3 W	0:32	Al MacAdam	Edwards/Meloche
10	April 8, 1981	@ BOS	5-4 W	3:34	Steve Payne	Meloche
11	April 16, 1981	@ BUF	4-3 W	0:22	Steve Payne	Meloche
12	April 20, 1981	vs. BUF	4-5 L	16:32	Craig Ramsay	Meloche
13	April 7, 1982	vs. CHI	2-3 L	3:34	Greg Fox	Meloche
14	April 7, 1983	vs. TOR	5-4 W	5:03	Bobby Smith	Beaupre
15	April 10, 1983	@ TOR	5-4 W	8:05	Dino Ciccarelli	Meloche
16	April 18, 1983	vs. CHI	3-4 L	10:34	Rich Preston	Meloche
17	April 13, 1984	vs. STL	3-4 L	16:16	Doug Gilmour	Beaupre
18	April 22, 1984	vs. STL	4-3 W	6:00	Steve Payne	Beaupre
19	April 25, 1985	vs. CHI	6-7 L	21:57	Darryl Sutter	Beaupre/Meloche
20	April 28, 1985	@ CHI	5-4 W	1:14	Dennis Maruk	Beaupre
21	April 30, 1985	vs. CHI	5-6 L	15:41	Darryl Sutter	Beaupre
22	April 5, 1989	@ STL	3-4 L	11:55	Brett Hull	Casey
23	April 6, 1989	@ STL	3-4 L	5:30	Rick Meagher	Takko
24	April 4, 1991	@ CHI	4-3 W	4:14	Brian Propp	Casey
25	April 22, 1992	vs. DET	4-5 L	1:15	Yves Racine	Casey
26	April 28, 1992	vs. DET	0-1 L	16:13	Sergei Federov	Casey
27	April 22, 1994	@ STL	5-4 W	8:34	Paul Cavallini	Wakaluk
28	May 8, 1994	@ VAN	1-2 L	11:01	Sergio Momesso	Moog
29	April 20, 1997	@ EDM	3-4 L	9:15	Kelly Buchberger	Moog
30	April 25, 1997	vs. EDM	0-1 L	20:22	Ryan Smyth	Moog
31	April 29, 1997	vs. EDM	3-4 L	12:26	Todd Marchant	Moog
32	April 28, 1998	@ SJS	0-1 L	6:31	Andrei Zyuzin	Belfour
33	May 2, 1998	@ SJS	3-2 W	3:43	Mike Keane	Belfour
34	May 11, 1998	@ EDM	1-0 W	13:07	Benoit Hogue	Belfour
35	June 3, 1998	vs. DET	3-2 W	0:46	J. Langenbrunner	Belfour
36	April 27, 1999	@ EDM	3-2 W	57:34	Joe Nieuwendyk	Belfour
37	May 8, 1999	vs. STL	5-4 W	8:22	Joe Nieuwendyk	Belfour
38	May 10, 1999	@ STL	2-3 L	2:43	Pavol Demitra	Belfour
39	May 12, 1999	@ STL	2-3 L	5:52	Pierre Turgeon	Belfour
40	May 17, 1999	@ STL	2-1 W	2:21	Mike Modano	Belfour
41	May 28, 1999	@ COL	2-3 L	19:29	Chris Drury	Belfour
42	June 8, 1999	BUF	2-3 L	15:30	Jason Woolley	Belfour
43	June 19, 1999	@ BUF	2-1 W	54:51	Brett Hull	Belfour
44	May 23, 2000	vs. COL	3-2 W	12:10	Joe Nieuwendyk	Belfour
45	June 8, 2000	@ NJD	1-0 W	46:21	Mike Modano	Belfour
46	June 10, 2000	vs. NJD	1-2 L	28:20	Jason Arnott	Belfour
47	April 11, 2001	vs. EDM	2-1 W	2:08	J. Langenbrunner	Belfour
48	April 15, 2001	@ EDM	3-2 W	19:48	Benoit Hogue	Belfour
49	April 17, 2001	@ EDM	1-2 L	17:19	Mike Comrie	Belfour
50	April 19, 2001	vs. EDM	4-3 W	8:01	Kirk Muller	Belfour
51	May 1, 2001	@ STL	2-3 L	29:26	Cory Stillman	Belfour
52	April 24, 2003	vs. ANA	3-4 L	80:48	Petr Sykora	Turco
53	April 26, 2003	vs. ANA	2-3 L	1:44	Mike Leclerc	Turco
54	April 12, 2004	vs. COL	4-3 W	2:11	Steve Ott	Turco
55	April 14, 2004	vs. COL	2-3 L	25:18	Marek Svatos	Turco
56	April 24, 2006	vs. COL	4-5 L	4:36	Joe Sakic	Turco
57	April 26, 2006	@ COL	3-4 L	1:09	Alex Tanguay	Turco
58	April 30, 2006	vs. COL	2-3 L	13:55	Andrew Brunette	Turco
59	April 11, 2007	@ VAN	4-5 L	78:06	Henrik Sedin	Turco
60	April 15, 2007	vs. VAN	1-2 L	7:47	Taylor Pyatt	Turco
61	April 19, 2007	@ VAN	1-0 W	6:22	Brenden Morrow	Turco
62	April 25, 2008	@ SJS	3-2 W	4:39	Brenden Morrow	Turco
63	April 29, 2008	vs. SJS	2-1 W	4:37	Mattias Norstrom	Turco
64	May 2, 2008	@ SJS	2-3 L	1:05	Joe Pavelski	Turco
65	May 4, 2008	vs. SJS	2-1 W	69:03	Brenden Morrow	Turco
66	April 27, 2014	vs. ANA	4-5 L	2:47	Nick Bonino	Lehtonen
67	April 22, 2016	vs. MIN	4-5 L	4:55	Miko Koivu	Niemi
68	May 1, 2016	vs. STL	3-4 L	10:58	David Backes	Lehtonen/Niemi
69	May 5, 2016	@ STL	3-2 W	2:58	Cody Eakin	Lehtonen

PLAYOFF OVERTIME OPPONENTS

TEAM	RECORD	HOME	ROAD
Anaheim	0-3	0-3	-
Boston	1-0	-	1-0
Buffalo	2-2	0-2	2-0
Chicago	2-4	0-4	2-0
Colorado	2-5	2-3	0-2
Detroit	1-2	1-2	-
Edmonton	5-4	2-2	3-2
Los Angeles	1-0	1-0	-
Minnesota	0-1	0-1	-
New Jersey	1-1	0-1	1-0
Philadelphia	0-1	0-1	-
San Jose	4-2	2-0	2-2
St. Louis	7-11	4-3	3-8
Toronto	3-0	1-0	2-0
Vancouver	1-3	0-1	1-2

HAT TRICKS FOR

DATE	PLAYER	SCORE	GOALTENDER
April 8, 1981	Steve Payne	MIN 5 @ BOS 4	Rogie Vachon
May 5, 1981	Dino Ciccarelli	MIN 7 vs. CGY 4	Reggie Lemelin
April 10, 1982	Dino Ciccarelli	MIN 7 vs. CHI 1	Murray Bannerman
April 5, 1989	Bob Brooke	MIN 3 @ STL 4	Greg Millen

HAT TRICKS AGAINST

DATE	PLAYER	SCORE	GOALTENDER
April 6, 1972	Frank Marseille	MIN 6 vs. STL 5	Cesare Maniago
April 7, 1977	Jim Lorentz	MIN 1 vs. BUF 7	LoPresti (2)/Smith (1)
April 22, 1980	Steve Shutt	MIN 2 @ MTL 6	Gilles Meloche
May 4, 1980	Bill Barber (4 G)	MIN 3 vs. PHI 5	Gilles Meloche
May 17, 1981	Butch Goring	MIN 5 vs. NYI 7	Gilles Meloche
April 15, 1986	Greg Paslawski	MIN 3 vs. STL 6	Don Beaupre
April 11, 1989	Peter Zedel	MIN 1 @ STL 6	Casey (2)/Takko (1)
May 4, 1991	Petr Klima	MIN 2 @ EDM 7	Jon Casey
April 24, 1992	Ray Sheppard	MIN 5 vs. DET 4	Jon Casey
May 11, 1995	Dino Ciccarelli	DAL 1 vs. DET 5	Moog (2)/Wakaluk (1)
April 16, 2000	Doug Weight	DAL 2 @ EDM 5	Ed Belfour
April 18, 2000	Bill Guerin	DAL 4 @ EDM 3	Ed Belfour

PENALTY SHOTS FOR

DATE	PLAYER	SCORE	GOALTENDER	SCORE?
April 9, 1968	Wayne Connelly	MIN 7 vs. LAK 5	Terry Sawchuk	YES
April 8, 1989	Neal Broten	MIN 3 vs. STL 5	Greg Millen	YES
April 6, 1991	Basil McRae	MIN 2 @ CHI 5	Ed Belfour	YES
April 29, 2008	Niklas Hagman	DAL 2 vs. SJS 1	Evgeni Nabokov	NO

PENALTY SHOTS AGAINST

DATE	PLAYER	SCORE	GOALTENDER	SCORE?
April 27, 1968	Jim Roberts	MIN 3 @ STL 4	Cesare Maniago	NO
April 9, 1981	Peter McNab	MIN 5 @ BOS 4	Don Beaupre	NO
April 28, 1984	Wayne Gretzky	MIN 5 vs. EDM 8	Don Beaupre	YES

PLAYOFF SHUTOUTS FOR

DATE	SCORE	GOALTENDER
April 12, 1970	MIN 4 vs. STL 0	Cesare Maniago
April 5, 1972	MIN 3 vs. STL 0	Gump Worsley
April 4, 1973	MIN 3 @ PHI 0	Cesare Maniago
April 7, 1973	MIN 5 vs. PHI 0	Cesare Maniago
April 16, 1980	MIN 3 @ MTL 0	Gilles Meloche
April 18, 1984	MIN 6 vs. STL 0	Don Beaupre
April 13, 1985	MIN 2 vs. STL 0	Gilles Meloche
April 10, 1990	MIN 4 vs. CHI 0	Jon Casey
April 12, 1991	MIN 6 @ CHI 0	Jon Casey
May 11, 1998	DAL 1 @ EDM 0	Ed Belfour
May 6, 1999	DAL 3 vs. STL 0	Ed Belfour
May 26, 1999	DAL 3 @ COL 0	Ed Belfour
June 17, 1999	DAL 2 vs. BUF 0	Ed Belfour
April 13, 2000	DAL 3 vs. EDM 0	Ed Belfour
April 28, 2000	DAL 4 vs. SJS 0	Ed Belfour
April 30, 2000	DAL 1 vs. SJS 0	Ed Belfour
June 8, 2000	DAL 1 @ NJD 0	Ed Belfour
April 13, 2007	DAL 2 @ VAN 0	Marty Turco
April 19, 2007	DAL 1 @ VAN 0	Marty Turco
April 21, 2007	DAL 2 vs. VAN 0	Marty Turco
April 10, 2008	DAL 4 @ ANA 0	Marty Turco
April 21, 2014	DAL 3 vs. ANA 0	Kari Lehtonen
April 14, 2016	DAL 4 vs. MIN 0	Kari Lehtonen

PLAYOFF SHUTOUTS AGAINST

DATE	SCORE	GOALTENDER
April 6, 1968	MIN 0 @ LAK 2	Terry Sawchuk
April 10, 1971	MIN 0 vs. STL 3	Ernie Wakely
April 8, 1973	MIN 0 vs. PHI 3	Doug Favell
April 19, 1980	MIN 0 vs. MTL 5	Michel Larocque
May 1, 1980	MIN 0 @ PHI 7	Phil Myre
April 20, 1984	MIN 0 @ STL 4	Mike Liut
May 25, 1991	MIN 0 vs. PIT 8	Tom Barrasso
April 26, 1992	MIN 0 @ DET 3	Tim Cheveldae
April 28, 1992	MIN 0 vs. DET 1	Tim Cheveldae
May 4, 1994	DAL 0 vs. VAN 3	Kirk McLean
April 18, 1997	DAL 0 vs. EDM 4	Curtis Joseph
April 25, 1997	DAL 0 vs. EDM 1	Curtis Joseph
April 28, 1998	DAL 0 @ SJS 1	Mike Vernon
May 9, 1998	DAL 0 vs. EDM 2	Curtis Joseph
May 24, 1998	DAL 0 vs. DET 2	Chris Osgood
June 5, 1998	DAL 0 @ DET 2	Chris Osgood
May 13, 2000	DAL 0 vs. COL 2	Patrick Roy
May 19, 2000	DAL 0 @ COL 2	Patrick Roy
April 30, 2003	DAL 0 @ ANA 1	J.S. Giguere

DALLAS STARS HOCKEY CLUB // ALL-TIME PLAYOFF ROSTER

PLAYER	FROM	TO	GP	G	A	PTS	+/-	PIM	PPG	SHG	GWG	OTG
Keith Acton	1983-1984	1985-1986	29	8	14	22	-	24	2	0	3	0
Greg Adams	1994-1995	1997-1998	20	4	3	7	7	0	0	0	2	0
Chris Ahrens	1972-1973	1972-1973	1	0	0	0	-	0	0	0	0	0
Kent-Erik Andersson	1979-1980	1981-1982	36	4	10	14	-	4	0	0	1	0
Dave Archibald	1988-1989	1988-1989	5	0	1	1	-5	0	0	0	0	0
Jason Arnett	2002-2003	2005-2006	21	4	6	10	-4	12	2	0	0	0
Brent Ashton	1983-1984	1983-1984	12	1	2	3	-	22	0	0	0	0
Warren Babe	1988-1989	1988-1989	2	0	0	0	-1	0	0	0	0	0
Dave Balon	1967-1968	1967-1968	14	4	9	13	-	14	1	0	1	0
Don Barber	1988-1989	1989-1990	11	4	4	8	-1	10	2	0	2	0
Krys Barch	2007-2008	2007-2008	3	0	0	0	0	2	0	0	0	0
Bob Barlow	1969-1970	1969-1970	6	2	2	4	-	6	1	0	0	0
Stu Barnes	2002-2003	2007-2008	38	6	8	14	-4	6	1	1	4	0
Dave Barr	1993-1994	1993-1994	3	0	1	1	1	4	0	0	0	0
Frederick Barrett	1972-1973	1982-1983	44	0	2	2	-	60	0	0	0	0
Bob Bassen	1996-1997	1997-1998	24	4	1	5	0	16	0	0	0	0
Brian Bellows	1982-1983	1991-1992	81	34	49	83	-	111	18	2	3	0
Jamie Benn	2013-2014	2015-2016	19	9	11	20	3	14	1	1	2	0
Jordie Benn	2013-2014	2015-2016	7	0	3	3	3	6	0	0	0	0
Perry Berezan	1988-1989	1990-1991	11	2	2	4	-3	4	0	0	0	0
Bo Berglund	1984-1985	1984-1985	2	0	0	0	-	2	0	0	0	0
Brad Berry	1991-1992	1991-1992	2	0	0	0	1	2	0	0	0	0
Barry Bjuggstad	1985-1986	1985-1986	5	0	1	1	-	0	0	0	0	0
Leo Bowin	1969-1970	1969-1970	3	0	0	0	-	0	0	0	0	0
Philippe Boucher	2002-2003	2007-2008	31	2	4	6	-5	29	0	0	0	0
Tyler Bouck	2000-2001	2000-2001	1	0	0	0	0	0	0	0	0	0
Andre Boudrias	1967-1968	1967-1968	14	3	6	9	-	8	0	0	1	0
Zac Boyer	1994-1995	1994-1995	2	0	0	0	0	0	0	0	0	0
Bob Brooke	1988-1989	1988-1989	5	3	0	3	-1	2	0	0	0	0
Aaron Broten	1989-1990	1989-1990	7	0	5	5	-2	8	0	0	0	0
Neal Broten	1980-1981	1996-1997	115	28	51	79	-	71	8	2	3	0
Paul Broten	1993-1994	1994-1995	14	2	3	5	-2	4	0	0	0	0
Murray Brumwell	1981-1982	1981-1982	2	0	0	0	-	2	0	0	0	0
Valeri Bure	2003-2004	2003-2004	5	0	3	3	-1	0	0	0	0	0
Marc Bureau	1990-1991	1991-1992	28	3	2	5	-7	34	0	1	0	0
Charlie Burns	1969-1970	1972-1973	31	5	4	9	-	6	0	0	1	0
Terry Caffery	1970-1971	1970-1971	1	0	0	0	-	0	0	0	0	0
Craig Cameron	1971-1972	1971-1972	5	0	1	1	-	2	0	0	0	0
Guy Carbonneau	1996-1997	1999-2000	63	7	10	17	-1	30	0	1	2	0
Jack Carlson	1980-1981	1981-1982	16	1	2	3	-	65	0	0	0	0
Paul Cavallini	1993-1994	1994-1995	14	1	10	11	-2	10	1	0	1	1
Shawn Chambers	1988-1989	1998-1999	64	2	15	17	-8	64	1	0	0	0
Alex Chiasson	2013-2014	2013-2014	6	1	1	2	-7	2	1	0	0	0
Daniel Chicoine	1979-1980	1979-1980	1	0	0	0	-	0	0	0	0	0
Steve Christoff	1979-1980	1981-1982	34	16	12	28	-	25	7	0	1	0
Shane Churla	1989-1990	1994-1995	43	3	4	7	-1	189	1	0	1	0
Dino Ciccarelli	1980-1981	1985-1986	62	28	23	51	-	79	10	0	7	0
Erik Cole	2013-2014	2013-2014	3	0	0	0	-3	2	0	0	0	0
Bill Collins	1967-1968	1969-1970	16	2	5	7	-	12	0	0	1	0
Kevin Connaughton	2013-2014	2013-2014	4	0	0	0	0	16	0	0	0	0
Wayne Connelly	1967-1968	1967-1968	14	8	3	11	-	2	3	0	0	0
Chris Conner	2007-2008	2007-2008	1	0	0	0	-1	0	0	0	0	0
Shayne Corson	2003-2004	2003-2004	5	0	1	1	-5	12	0	0	0	0
Sylvain Cote	1999-2000	1999-2000	23	2	1	3	0	8	2	0	0	0
Timothy Coults	1984-1985	1984-1985	3	1	0	1	-	2	0	0	1	0
Russ Courtinall	1993-1994	1993-1994	9	1	8	9	-3	0	0	0	0	0
Michael Craig	1990-1991	1993-1994	18	2	1	3	-3	29	1	0	1	0
B.J. Crombeen	2007-2008	2007-2008	5	0	0	0	0	0	0	0	0	0
Ray Cutten	1967-1968	1969-1970	20	3	10	13	-	2	1	0	0	0
Ulf Dahlen	1989-1990	2002-2003	40	4	16	20	-9	8	1	0	0	0
Christopher Dahlquist	1990-1991	1991-1992	30	1	6	7	-1	26	0	0	0	0
Trevor Daley	2003-2004	2013-2014	35	4	3	7	-1	40	0	0	0	0
Jason Demers	2015-2016	2015-2016	13	0	3	3	1	8	0	0	0	0
Larry Depalma	1988-1989	1988-1989	2	0	0	0	0	6	0	0	0	0
Brenden Dillon	2013-2014	2013-2014	2	0	0	0	-2	2	0	0	0	0
Rob DiMaio	2002-2003	2003-2004	17	1	5	6	0	12	0	0	0	0
Ted Donato	2000-2001	2000-2001	8	0	1	1	0	0	0	0	0	0
Mike Donnelly	1994-1995	1994-1995	5	0	1	1	0	6	0	0	0	0
Jordy Douglas	1982-1983	1982-1983	5	0	0	0	-	2	0	0	0	0
Jude Drouin	1970-1971	1972-1973	25	10	14	24	-	16	2	0	1	0
Gaetan Duchesne	1989-1990	1991-1992	37	3	3	6	2	46	0	0	0	0
Cody Eakin	2013-2014	2015-2016	19	3	10	13	-2	8	1	0	2	1
Michael Eaves	1979-1980	1982-1983	24	2	5	7	-	4	0	0	0	0
Patrick Eaves	2015-2016	2015-2016	9	3	3	6	3	2	2	0	0	0
Per-Erik Eklund	1993-1994	1993-1994	9	0	3	3	-2	4	0	0	0	0
Todd Elik	1991-1992	1991-1992	5	1	1	2	-1	2	0	0	1	0
Jerry Engle	1976-1977	1976-1977	2	0	1	1	-	0	0	0	0	0
Loui Eriksson	2006-2007	2007-2008	22	4	5	9	1	8	1	0	0	0
Roland Eriksson	1976-1977	1976-1977	2	1	0	1	-	0	0	0	0	0
Dean Evason	1993-1994	1994-1995	14	1	4	5	2	24	0	1	0	0

ALL-TIME PLAYOFF ROSTER // DALLAS STARS HOCKEY CLUB

PLAYER	FROM	TO	GP	G	A	PTS	+/-	PIM	PPG	SHG	GWG	OTG
Bill Fairbairn	1976-1977	1976-1977	2	0	1	1	-	0	0	0	0	0
Radek Faksa	2015-2016	2015-2016	13	3	2	5	2	2	0	0	2	0
George Ferguson	1982-1983	1983-1984	22	2	3	5	-	6	0	0	1	0
Vernon Fiddler	2013-2014	2015-2016	19	2	4	6	-2	32	0	0	0	0
Mark Fistric	2007-2008	2007-2008	9	0	0	0	-1	6	0	0	0	0
Sandy Fitzpatrick	1967-1968	1967-1968	12	0	0	0	-	0	0	0	0	0
Robert Flockhart	1979-1980	1979-1980	1	1	0	1	-	2	0	0	0	0
Ron Friest	1981-1982	1982-1983	6	1	0	1	-	7	0	0	0	0
Dave Gagner	1989-1990	1994-1995	51	22	24	46	-13	58	13	1	1	0
Ryan Garbutt	2013-2014	2013-2014	6	3	0	3	2	25	0	0	0	0
Mike Gartner	1988-1989	1988-1989	5	0	0	0	-4	6	0	0	0	0
Aaron Gavey	1999-2000	1999-2000	13	1	2	3	1	10	0	0	1	0
Robert Gavin	1988-1989	1991-1992	40	6	13	19	4	46	0	1	1	0
Barry Gibbs	1969-1970	1972-1973	30	3	2	5	-	63	2	0	0	0
Brent Gilchrist	1993-1994	1996-1997	20	5	4	9	-4	6	1	0	0	0
Curt Giles	1979-1980	1990-1991	92	5	15	20	-	110	3	0	0	0
Brian Glynn	1990-1991	1990-1991	23	2	6	8	-8	20	2	0	0	0
Bill Goldsworthy	1967-1968	1972-1973	40	18	19	37	-	30	5	0	4	0
Alex Goligoski	2013-2014	2015-2016	19	5	6	11	1	14	0	0	1	0
Sergei Gonchar	2013-2014	2013-2014	6	0	0	0	-3	4	0	0	0	0
Steve Gotaas	1988-1989	1988-1989	3	0	1	1	1	5	0	0	0	0
Dirk Graham	1983-1984	1985-1986	15	3	5	8	-	11	0	1	2	0
Daniel Grant	1969-1970	1972-1973	31	10	9	19	-	12	3	0	1	0
Nicklas Grossmann	2007-2008	2007-2008	18	1	1	2	3	6	0	0	0	0
Craig Hartsburg	1979-1980	1985-1986	61	15	27	42	-	70	10	0	0	0
Bill Guerin	2002-2003	2005-2006	14	3	2	5	-4	8	1	0	0	0
Marc Habscheid	1985-1986	1988-1989	7	1	3	4	-	13	0	0	0	0
Niklas Hagman	2005-2006	2007-2008	30	4	3	7	1	28	0	0	1	0
Anders Hakansson	1981-1982	1981-1982	3	0	0	0	-	2	0	0	0	0
Mats Hallin	1985-1986	1985-1986	1	0	0	0	-	0	0	0	0	0
Jeff Halpern	2004-2007	2004-2007	7	2	1	3	-1	4	0	0	1	0
Ted Hampson	1970-1971	1971-1972	18	3	4	7	-	0	1	0	0	0
Ted Harris	1970-1971	1972-1973	24	0	6	6	-	68	0	0	0	0
Craig Hartsburg	1979-1980	1985-1986	61	15	27	42	-	70	10	0	0	0
Buster Harvey	1970-1971	1972-1973	14	0	2	2	-	8	0	0	0	0
Todd Harvey	1994-1995	1996-1997	12	0	1	1	-3	18	0	0	0	0
Derian Hatcher	1991-1992	2002-2003	100	6	21	27	0	183	2	0	0	0
Kevin Hatcher	1994-1995	1994-1995	5	2	1	3	-4	2	1	0	1	0
Sami Helenius	2000-2001	2000-2001	1	0	0	0	0	0	0	0	0	0
Ales Hemsky	2015-2016	2015-2016	13	1	3	4	-1	2	1	0	0	0
Dennis Hextall	1971-1972	1972-1973	13	2	2	4	-	35	0	0	2	0
Ernest Hicke	1976-1977	1976-1977	2	1	0	1	-	0	0	0	0	0
Douglas Hicks	1976-1977	1976-1977	2	0	0	0	-	7	0	0	0	0
Thomas Hirsch	1983-1984	1983-1984	12	0	0	0	-	6	0	0	0	0
Bill Hogaboam	1976-1977	1976-1977	2	0	0	0	-	0	0	0	0	0
Benoit Hogue	1996-1997	2000-2001	45	7	6	13	-6	44	2	0	3	2
Terry Holbrook	1972-1973	1972-1973	6	0	0	0	-	0	0	0	0	0
Paul Holmgren	1983-1984	1984-1985	15	0	1	1	-	14	0	0	0	0
Shawn Horcoff	2013-2014	2013-2014	6	1	5	6	5	5	0	0	0	0
Ed Hospodar	1985-1986	1985-1986	2	0	0	0	-	2	0	0	0	0
Anthony Hrkac	1998-1999	1998-1999	5	0	2	2	3	4	0	0	0	0
Brett Hull	1998-1999	2000-2001	55	21	25	46	5	14	7	0	6	1
Don Jackson	1979-1980	1979-1980	1	0	0	0	-	0	0	0	0	0
Mattias Janmark	2015-2016	2015-2016	12	2	3	5	-3	2	0	0	0	0
Steven Jensen	1976-1977	1976-1977	2	0	1	1	-	0	0	0	0	0
Stephen Johns	2015-2016	2015-2016	13	0	0	0	0	6	0	0	0	0
James Johnson	1990-1991	1991-1992	21	1	4	5	6	70	0	0	0	0
Mark Johnson	1981-1982	1981-1982	4	2	0	2	-	0	1	0	0	0
Marshall Johnston	1969-1970	1969-1970	6	0	0	0	-	2	0	0	0	0
Jussi Jokinen	2005-2006	2006-2007	9	2	2	4	0	0	1	0	0	0
Niko Kapanen	2002-2003	2005-2006	18	5	4	9	2	22	0	1	0	0
Mike Keane	1997-1998	2000-2001	73	14	12	26	8	24	0	2	2	1
Dan Keczmer	1997-1998	1997-1998	2	0	0	0	0	2	0	0	0	0
Mike Kennedy	1994-1995	1994-1995	5	0	0	0	-1	9	0	0	0	0
Trent Klatt	1991-1992	1994-1995	20	3	1	4	-5	6	2	0	0	0
Jon Klemm	2005-2006	2006-2007	6	1	0	1	-1	2	0	0	0	0
John Klingberg	2015-2016	2015-2016	13	1	3	4	-5	2	1	0	0	0
Gord Labossiere	1970-1971	1970-1971	3	0	0	0	-	4	0	0	0	0
Michael Lalor	1993-1994	1994-1995	8	0	0	0	2	8	0	0	0	0
Jamie Langenbrunner	1996-1997	2000-2001	69	15	21	36	4	68	5	0	6	2
David Langevin	1985-1986	1985-1986	5	0	1	1	-	9	0	0	0	0
Claude Larose	1969-1970	1969-1970	6	1	1	2	-	25	0	0	0	0
Reed Larson	1988-1989	1988-1989	3	0	0	0	-2	4	0	0	0	0
Daniel Lawson	1969-1970	1970-1971	16	0	1	1	-	2	0	0	0	0
Brian Lawton	1983-1984	1985-1986	8	0	1	1	-	12	0	0	0	0
Grant Ledyard	1993-1994	2000-2001	28	1	5	6	-3	12	0	0	1	0
Jere Lehtinen	1996-1997	2007-2008	108	27	22	49	2	12	7	1	1	0
Claude Lemieux	2002-2003	2002-2003	7	0	1	1	-1	10	0	0	0	0
Craig Levie	1983-1984	1983-1984	15	2	3	5	-	32	0	0	0	0
Doug Lidster	1998-1999	1998-1999	4	0	0	0	0	2	0	0	0	0
Juha Lind	1997-1998	1997-1998	15	2	2	4	4	8	0	0	1	0
Lars Lindgren	1983-1984	1983-1984	15	2	0	2	-	6	0	0	0	0

DALLAS STARS HOCKEY CLUB // ALL-TIME PLAYOFF ROSTER

PLAYER	FROM	TO	GP	G	A	PTS	+/-	PIM	PPG	SHG	GWG	OTG
Eric Lindros	2006-2007	2006-2007	3	0	0	0	-2	4	0	0	0	0
Craig Ludwig	1991-1992	1998-1999	67	1	12	13	12	89	0	0	0	0
Brad Lukowich	1998-1999	2000-2001	18	1	1	2	5	8	0	0	0	0
Joel Lundqvist	2006-2007	2007-2008	25	4	5	9	1	14	0	0	1	0
Roman Lyashenko	1999-2000	2000-2001	17	2	1	3	-1	0	0	0	2	0
Reginald MacAdam	1979-1980	1983-1984	63	20	24	44	-	21	2	1	3	0
Parker MacDonald	1967-1968	1967-1968	14	4	5	9	-	2	0	0	2	0
John MacLean	2000-2001	2000-2001	10	2	1	3	-3	6	0	0	0	0
Manny Mahotra	2002-2003	2002-2003	5	1	0	1	1	0	0	0	0	0
Daniel Mandich	1982-1983	1982-1983	7	0	0	0	-	2	0	0	0	0
Dave Manson	1999-2000	1999-2000	23	0	0	0	2	33	0	0	0	0
Milan Marceitta	1967-1968	1967-1968	14	7	7	14	-	4	1	0	1	0
Grant Marshall	1996-1997	2000-2001	59	0	8	8	2	79	0	0	0	0
Dennis Maruk	1983-1984	1985-1986	30	13	21	34	-	24	5	1	1	0
Richard Matvichuk	1993-1994	2003-2004	107	5	19	24	2	114	1	0	0	0
Brad Maxwell	1979-1980	1983-1984	58	10	39	49	-	131	4	0	0	0
Kevin Maxwell	1980-1981	1980-1981	16	3	4	7	-	24	0	1	0	0
Alan May	1993-1994	1993-1994	1	0	0	0	0	0	0	0	0	0
Thomas McCarthy	1979-1980	1984-1985	51	8	21	29	-	45	4	0	1	0
Bob McCord	1967-1968	1967-1968	14	2	5	7	-	10	0	0	0	0
Walter McKechnie	1967-1968	1967-1968	9	3	2	5	-	0	0	0	0	0
Tony McKegney	1984-1985	1985-1986	14	10	7	17	-	22	2	0	1	0
Curtis McKenzie	2015-2016	2015-2016	1	0	0	0	0	5	0	0	0	0
Mike McMahon, Jr.	1967-1968	1967-1968	14	3	7	10	-	4	0	2	0	0
Michael McPhee	1993-1994	1993-1994	9	2	1	3	0	2	0	0	0	0
Basil McRae	1988-1989	1990-1991	34	2	1	3	-3	176	0	0	0	0
Antti Miettinen	2005-2006	2007-2008	24	2	3	5	-3	10	0	0	0	0
Corey Millen	1994-1995	1994-1995	5	1	0	1	-1	2	0	0	0	0
Willie Mitchell	2005-2006	2005-2006	5	0	0	0	0	2	0	0	0	0
Mike Modano	1988-1989	2007-2008	174	58	87	145	-1	128	24	2	15	2
Travis Moen	2015-2016	2015-2016	6	0	0	0	-1	2	0	0	0	0
Doug Mohns	1970-1971	1972-1973	16	3	5	8	-	22	2	0	0	0
Brenden Morrow	1999-2000	2007-2008	78	17	25	42	4	100	9	0	3	3
Chris Mueller	2013-2014	2013-2014	4	0	0	0	-2	2	0	0	0	0
Kirk Muller	1999-2000	2002-2003	45	4	7	11	-2	38	0	0	2	1
Wayne Muloin	1970-1971	1970-1971	7	0	0	0	-	2	0	0	0	0
Craig Muni	1997-1998	1997-1998	5	0	0	0	-2	4	0	0	0	0
Larry Murphy	1988-1989	1989-1990	12	1	4	5	-9	39	0	0	1	0
Frantisek Musil	1988-1989	1989-1990	9	1	1	2	-2	18	0	0	0	0
Ladislav Nagy	2006-2007	2006-2007	7	1	1	2	1	2	0	0	0	0
Lou Nanne	1969-1970	1976-1977	32	4	10	14	-	8	0	0	2	0
Mark Napier	1983-1984	1983-1984	12	3	2	5	-	0	3	0	0	0
Patrik Nemeth	2013-2014	2013-2014	5	0	0	0	-2	12	0	0	0	0
Bob Nevin	1971-1972	1971-1972	7	1	1	2	-	0	0	0	0	0
Valeri Nichushkin	2013-2014	2015-2016	10	1	2	3	-1	4	0	0	0	0
Joe Nieuwendyk	1996-1997	2000-2001	61	25	15	40	3	47	7	0	9	3
Janne Niinimaa	2005-2006	2005-2006	4	0	1	1	0	8	0	0	0	0
Kent Nilsson	1985-1986	1985-1986	5	1	4	5	-	0	0	0	0	0
Matt Niskanen	2007-2008	2007-2008	16	0	3	3	-2	10	0	0	0	0
Mattias Norstrom	2006-2007	2007-2008	25	2	3	5	5	24	0	0	1	1
Teppo Numminen	2003-2004	2003-2004	4	0	1	1	-1	0	0	0	0	0
William Nyrop	1981-1982	1981-1982	2	0	0	0	-	0	0	0	0	0
Dennis O'Brien	1970-1971	1976-1977	20	1	1	2	-	73	0	0	0	0
Danny O'Shea	1969-1970	1969-1970	6	1	0	1	-	8	0	0	0	0
Lyle Odelein	2002-2003	2002-2003	2	0	0	0	-1	0	0	0	0	0
Johnny Oduya	2015-2016	2015-2016	13	1	2	3	1	2	0	0	0	0
David Oliver	2002-2003	2003-2004	7	0	0	0	-2	2	0	0	0	0
Murray Oliver	1970-1971	1972-1973	25	7	14	21	-	6	2	0	0	0
Steve Ott	2002-2003	2007-2008	34	3	2	5	-3	32	1	0	2	1
Brad Palmer	1980-1981	1981-1982	22	8	5	13	-	16	1	2	1	0
Robert Paradise	1971-1972	1971-1972	4	0	0	0	-	2	0	0	0	0
Jean-Paul Parise	1967-1968	1972-1973	45	11	13	24	-	49	6	1	1	0
Dusan Pasek	1988-1989	1988-1989	2	1	0	1	-1	0	0	0	0	0
Steven Payne	1979-1980	1984-1985	71	35	35	70	-	60	13	0	9	0
Toby Petersen	2007-2008	2007-2008	16	0	0	0	-4	2	0	0	0	0
Joseph Pirus	1976-1977	1976-1977	2	0	1	1	-	2	0	0	0	0
Bill Plager	1967-1968	1967-1968	12	0	2	2	-	8	0	0	0	0
Derek Plante	1998-1999	1998-1999	6	1	0	1	0	4	0	0	0	0
Willi Plett	1982-1983	1985-1986	39	10	12	22	-	201	2	0	0	0
Tom Polanic	1969-1970	1969-1970	5	1	1	2	-	4	0	0	0	0
Michael Polich	1979-1980	1980-1981	18	2	1	3	-	2	0	0	0	0
Dean Prentice	1971-1972	1972-1973	13	4	0	4	-	16	1	0	1	0
Andre Pronovost	1967-1968	1967-1968	8	0	1	1	-	0	0	0	0	0
Brian Propp	1990-1991	1991-1992	24	8	15	23	-4	28	8	0	3	1
Jamie Pushor	1999-2000	1999-2000	5	0	0	0	-1	5	0	0	0	0
David Reid	1996-1997	1998-1999	35	3	11	14	0	20	0	0	0	0
Tom Reid	1969-1970	1976-1977	33	1	13	14	-	47	0	0	0	0
Mike Ribeiro	2006-2007	2007-2008	25	3	17	20	-3	20	0	0	0	0
Brad Richards	2007-2008	2007-2008	18	3	12	15	1	8	0	0	0	0
Dave Richter	1983-1984	1984-1985	17	1	0	1	-	59	0	0	0	0
Brett Ritchie	2015-2016	2015-2016	2	0	0	0	-2	0	0	0	0	0
Gordon Roberts	1980-1981	1985-1986	61	6	30	36	-	95	1	2	0	0

ALL-TIME PLAYOFF ROSTER // DALLAS STARS HOCKEY CLUB

PLAYER	FROM	TO	GP	G	A	PTS	+/-	PIM	PPG	SHG	GWG	OTG
James Roberts	1976-1977	1976-1977	2	0	0	0	-	0	0	0	0	0
Stephane Robidas	2002-2003	2007-2008	42	3	12	15	-1	38	3	0	0	0
Aaron Rome	2013-2014	2013-2014	1	0	0	0	-1	0	0	0	0	0
Robert Rouse	1985-1986	1985-1986	3	0	0	0	-	0	0	0	0	0
Bobby Rousseau	1970-1971	1970-1971	12	2	6	8	-	0	1	0	1	0
Antoine Rousset	2013-2014	2015-2016	19	2	3	5	3	43	0	0	0	0
Kris Russell	2015-2016	2015-2016	12	0	4	4	1	4	0	0	0	0
Gary Sargent	1979-1980	1982-1983	9	2	3	5	-	2	1	0	1	0
Colton Sceviour	2013-2014	2015-2016	17	3	5	8	3	0	0	0	0	0
Tyler Seguin	2013-2014	2015-2016	7	1	2	3	1	0	0	0	0	0
Glen Sharpley	1976-1977	1979-1980	11	1	6	7	-	8	0	0	0	0
Patrick Sharp	2015-2016	2015-2016	13	4	2	6	-4	0	1	0	0	0
David Shaw	1991-1992	1991-1992	7	2	2	4	-2	10	1	0	0	0
Gord Sherven	1984-1985	1984-1985	3	0	0	0	-	0	0	0	0	0
Paul Shmyr	1979-1980	1980-1981	17	2	1	3	-	27	1	0	1	0
Jon Sim	1998-1999	1999-2000	11	1	0	1	-1	6	0	0	0	0
Ville Siren	1989-1990	1989-1990	7	0	0	0	-2	6	0	0	0	0
Brian Skrudland	1997-1998	1998-1999	36	0	3	3	0	32	0	0	0	0
Blake Sloan	1999-1999	1999-2000	35	0	2	2	1	20	0	0	0	0
Douglas Smail	1990-1991	1990-1991	1	0	0	0	-1	0	0	0	0	0
Bobby Smith	1979-1980	1991-1992	77	26	50	76	-	96	9	0	7	0
Derrick Smith	1991-1992	1991-1992	7	1	0	1	-2	9	0	0	1	0
Gregory Smith	1979-1980	1980-1981	31	1	6	7	-	48	0	1	0	0
Harold Snepsts	1984-1985	1984-1985	9	0	0	0	-	24	0	0	0	0
Ken Solheim	1980-1981	1981-1982	3	1	1	2	-	2	0	0	0	0
Jason Spezza	2015-2016	2015-2016	13	5	8	13	0	2	1	0	2	0
Jeremy Stevenson	2005-2006	2005-2006	1	0	0	0	0	0	0	0	0	0
Jaroslav Svoboda	2005-2006	2005-2006	2	0	0	0	-1	2	0	0	0	0
Don Sweeney	2003-2004	2003-2004	5	0	0	0	-2	2	0	0	0	0
Darryl Sydor	1996-1997	2006-2007	99	6	32	38	9	46	2	0	1	0
Dean Talafo	1976-1977	1976-1977	2	0	0	0	-	0	0	0	0	0
Chris Therien	2003-2004	2003-2004	5	2	0	2	1	0	0	0	0	0
Leo Thiffault	1967-1968	1967-1968	5	0	0	0	-	0	0	0	0	0
Scott Thornton	1999-2000	1999-2000	23	2	7	9	1	28	0	0	1	0
Mario Thyer	1989-1990	1989-1990	1	0	0	0	0	2	0	0	0	0
Mark Timord	1988-1989	1991-1992	42	6	9	15	-10	105	4	0	0	0
Pierre Turgeon	2002-2003	2003-2004	10	1	4	5	-1	2	0	0	0	0
Shaun Van Allen	2000-2001	2000-2001	8	0	2	2	1	8	0	0	0	0
Moose Vasko	1967-1968	1967-1968	14	0	2	2	-	6	0	0	0	0
Randy Veliscek	1982-1983	1984-1985	19	2	3	5	-	8	0	0	0	0
Pat Verbeek	1996-1997	1998-1999	42	7	9	16	-1	56	3	0	2	0
Ray Whitney	2013-2014	2013-2014	5	0	0	0	-1	0	0	0	0	0
Neil Wilkinson	1989-1990	1990-1991	29	3	5	8	2	23	1	0	0	0
Tommy Williams	1969-1970	1969-1970	6	1	5	6	-	0	0	0	0	0
Ronald Wilson	1984-1985	1985-1986	14	3	10	13	-	6	2	0	0	0
Brad Winchester	2007-2008	2007-2008	6	0	0	0	-2	8	0	0	0	0
Bob Woytowich	1967-1968	1967-1968	14	0	1	1	-	18	0	0	0	0
Jamie Wright	1997-1998	1997-1998	5	0	0	0	3	0	0	0	0	0
Scott Young	2002-2003	2003-2004	14	5	3	8	6	8	3	0	1	0
Timothy Young	1976-1977	1982-1983	35	7	23	30	-	27	1	1	1	0
Tom Youngmans	1976-1977	1980-1981	22	2	1	3	-	21	0	2	0	0
Ronald Zanussi	1979-1980	1979-1980	14	0	4	4	-	17	0	0	0	0
Peter Zezel	1994-1995	1994-1995	3	1	0	1	0	0	0	0	0	0
Doug Zmolek	1993-1994	1994-1995	12	0	1	1	-4	14	0	0	0	0
Sergei Zubov	1996-1997	2007-2008	114	15	57	72	18	34	9	1	1	0

GOALTENDERS


PLAYER	FROM	TO	GP	W	L	OTL	SA	GA	GAA	SV	SV%	SO
Don Beaupre	1980-1981	1985-1986	34	15	16	0	618	119	3.70	549	-	1
Ed Belfour	1997-1998	2000-2001	73	44	29	8	1,944	144	1.84	1,800	.926	8
Jonathan Casey	1988-1989	1991-1992	41	21	18	0	1,136	120	3.17	1,016	.894	2
Gary Edwards	1979-1980	1979-1980	7	3	3	0	-	22	3.92	-	-	0
Manny Fernandez	1997-1998	1999-2000	2	0	0	0	8	1	3.24	7	.875	0
Gilles Gilbert	1972-1973	1972-1973	1	0	1	0	-	4	4.00	-	-	0
Brian Hayward	1990-1991	1990-1991	6	0	2	0	75	11	3.86	64	.853	0
Arturs Irbe	1996-1997	1996-1997	1	0	0	0	4	0	0.00	4	1.00	0
Kari Lehtonen	2013-2014	2015-2016	17	8	3	1	422	45	3.00	377	.893	2
Peter Lopresti	1976-1977	1976-1977	2	0	2	0	-	6	4.68	-	-	0
Cesare Maniago	1967-1968	1972-1973	34	14	20	0	-	94	2.69	-	-	3
Gilles Meloche	1979-1980	1984-1985	45	21	19	0	344	143	3.48	308	-	2
Andy Moog	1993-1994	1996-1997	16	5	11	4	504	49	3.03	455	.903	0
Antti Niemi	2015-2016	2015-2016	5	1	3	0	96	13	3.29	83	.865	0
Gary Smith	1976-1977	1976-1977	1	0	0	0	-	4	5.58	-	-	0
Kari Takko	1988-1989	1989-1990	4	0	1	0	55	7	3.86	48	.873	0
Tim Thomas	2013-2014	2013-2014	1	0	0	0	2	1	4.10	1	.500	0
Marty Turco	2000-2001	2007-2008	47	21	26	3	1,305	112	2.17	1,193	.914	4
Darcy Wakaluk	1993-1994	1994-1995	6	4	1	0	177	16	2.93	161	.910	0
Gump Worsley	1969-1970	1971-1972	11	6	4	0	-	34	3.32	-	-	1





2018 - 2019

NHL STATS



2018-2019 DIVISION STANDINGS

Eastern Conference

Atlantic Division

		GP	W	L	OT	Pts	ROW	GF	GA	Diff	Home	Away	Shootout	L10	Streak
1	p-TAMPA BAY	82	62	16	4	128	56	325	222	103	32-7-2	30-9-2	6-1	7-3-0	Won 2
2	x-BOSTON	82	49	24	9	107	47	259	215	44	29-9-3	20-15-6	2-3	6-4-0	Lost 1
3	x-TORONTO	82	46	28	8	100	46	286	251	35	23-16-2	23-12-6	0-2	3-4-3	OT 1
4	MONTREAL	82	44	30	8	96	41	249	236	13	25-12-4	19-18-4	3-0	7-2-1	Won 1
5	FLORIDA	82	36	32	14	86	33	267	280	-13	20-13-8	16-19-6	3-7	4-4-2	OT 2
6	BUFFALO	82	33	39	10	76	28	226	271	-45	21-15-5	12-24-5	5-3	2-7-1	Won 2
7	DETROIT	82	32	40	10	74	29	227	277	-50	17-19-5	15-21-5	3-5	7-3-0	Lost 2
8	OTTAWA	82	29	47	6	64	29	242	302	-60	18-19-4	11-28-2	0-1	4-6-0	Lost 2

Metropolitan Division

		GP	W	L	OT	Pts	ROW	GF	GA	Diff	Home	Away	Shootout	L10	Streak
1	y-WASHINGTON	82	48	26	8	104	44	278	249	29	24-11-6	24-15-2	4-1	6-3-1	Lost 1
2	x-NY ISLANDERS	82	48	27	7	103	43	228	196	32	24-13-4	24-14-3	5-5	6-4-0	Won 2
3	x-PITTSBURGH	82	44	26	12	100	42	273	241	32	23-14-4	21-12-8	2-3	5-2-3	OT 1
4	x-CAROLINA	82	46	29	7	99	44	245	223	22	24-13-4	22-16-3	2-2	6-4-0	Won 3
5	x-COLUMBUS	82	47	31	4	98	45	258	232	26	22-17-2	25-14-2	2-1	7-3-0	Won 2
6	PHILADELPHIA	82	37	37	8	82	34	244	281	-37	19-18-4	18-19-4	3-1	2-8-0	Lost 5
7	NY RANGERS	82	32	36	14	78	26	227	272	-45	18-14-9	14-22-5	6-5	4-5-1	Won 1
8	NEW JERSEY	82	31	41	10	72	28	222	275	-53	20-14-7	11-27-3	3-4	4-5-1	Won 1

Western Conference

Central Division

		GP	W	L	OT	Pts	ROW	GF	GA	Diff	Home	Away	Shootout	L10	Streak
1	y-NASHVILLE	82	47	29	6	100	43	240	214	26	25-14-2	22-15-4	4-2	7-2-1	Won 3
2	x-WINNIPEG	82	47	30	5	99	45	272	244	28	25-12-4	22-18-1	2-1	4-5-1	Won 1
3	x-ST. LOUIS	82	45	28	9	99	42	247	223	24	24-15-2	21-13-7	3-3	8-1-1	Won 2
4	x-DALLAS	82	43	32	7	93	42	210	202	8	24-14-3	19-18-4	1-2	6-3-1	Won 1
5	x-COLORADO	82	38	30	14	90	36	260	246	14	21-14-6	17-16-8	2-2	7-1-2	Lost 1
6	CHICAGO	82	36	34	12	84	33	270	292	-22	19-14-8	17-20-4	3-1	4-4-2	Lost 1
7	MINNESOTA	82	37	36	9	83	36	211	237	-26	16-18-7	21-18-2	1-4	3-6-1	Lost 2

Pacific Division

		GP	W	L	OT	Pts	ROW	GF	GA	Diff	Home	Away	Shootout	L10	Streak
1	z-CALGARY	82	50	25	7	107	50	289	227	62	26-10-5	24-15-2	0-4	6-4-0	Lost 2
2	x-SAN JOSE	82	46	27	9	101	46	289	261	28	25-11-5	21-16-4	0-3	3-6-1	Won 2
3	x-VEGAS	82	43	32	7	93	40	249	230	19	24-12-5	19-20-2	3-2	3-5-2	Lost 2
4	ARIZONA	82	39	35	8	86	35	213	223	-10	20-17-4	19-18-4	4-3	3-5-2	Lost 1
5	VANCOUVER	82	35	36	11	81	29	225	254	-29	20-16-5	15-20-6	6-6	5-4-1	OT 1
6	ANAHEIM	82	35	37	10	80	32	199	251	-52	19-14-8	16-23-2	3-3	7-2-1	Won 3
7	EDMONTON	82	35	38	9	79	32	232	274	-42	18-19-4	17-19-5	3-3	3-5-2	Won 1
8	LOS ANGELES	82	31	42	9	71	28	202	263	-61	17-21-3	14-21-6	3-4	6-3-1	Won 1

Teams receive 2 points for a victory (W) 1 point for an overtime or shootout loss (OT), x - clinched playoff spot y - clinched division z - clinched conference

2018-2019 WILD CARD STANDINGS

Eastern Conference

Atlantic Division

	Atlantic	GP	W	L	OT	Pts	ROW	GF	GA	Diff	Home	Away	Shootout	L10	Streak
1	p-TAMPA BAY	82	62	16	4	128	56	325	222	103	32-7-2	30-9-2	6-1	7-3-0	Won 2
2	x-BOSTON	82	49	24	9	107	47	259	215	44	29-9-3	20-15-6	2-3	6-4-0	Lost 1
3	x-TORONTO	82	46	28	8	100	46	286	251	35	23-16-2	23-12-6	0-2	3-4-3	OT 1

Metropolitan Division

	Metropolitan	GP	W	L	OT	Pts	ROW	GF	GA	Diff	Home	Away	Shootout	L10	Streak
1	y-WASHINGTON	82	48	26	8	104	44	278	249	29	24-11-6	24-15-2	4-1	6-3-1	Lost 1
2	x-NY ISLANDERS	82	48	27	7	103	43	228	196	32	24-13-4	24-14-3	5-5	6-4-0	Won 2
3	x-PITTSBURGH	82	44	26	12	100	42	273	241	32	23-14-4	21-12-8	2-3	5-2-3	OT 1

Wild Card

	Wildcard Teams	GP	W	L	OT	Pts	ROW	GF	GA	Diff	Home	Away	Shootout	L10	Streak
1	x-CAROLINA	82	46	29	7	99	44	245	223	22	24-13-4	22-16-3	2-2	6-4-0	Won 3
2	x-COLUMBUS	82	47	31	4	98	45	258	232	26	22-17-2	25-14-2	2-1	7-3-0	Won 2
3	MONTREAL	82	44	30	8	96	41	249	236	13	25-12-4	19-18-4	3-0	7-2-1	Won 1
4	FLORIDA	82	36	32	14	86	33	267	280	-13	20-13-8	16-19-6	3-7	4-4-2	OT 2
5	PHILADELPHIA	82	37	37	8	82	34	244	281	-37	19-18-4	18-19-4	3-1	2-8-0	Lost 5
6	NY RANGERS	82	32	36	14	78	26	227	272	-45	18-14-9	14-22-5	6-5	4-5-1	Won 1
7	BUFFALO	82	33	39	10	76	28	226	271	-45	21-15-5	12-24-5	5-3	2-7-1	Won 2
8	DETROIT	82	32	40	10	74	29	227	277	-50	17-19-5	15-21-5	3-5	7-3-0	Lost 2
9	NEW JERSEY	82	31	41	10	72	28	222	275	-53	20-14-7	11-27-3	3-4	4-5-1	Won 1
10	OTTAWA	82	29	47	6	64	29	242	302	-60	18-19-4	11-28-2	0-1	4-6-0	Lost 2

Western Conference

Central Division

	Central	GP	W	L	OT	Pts	ROW	GF	GA	Diff	Home	Away	Shootout	L10	Streak
1	y-NASHVILLE	82	47	29	6	100	43	240	214	26	25-14-2	22-15-4	4-2	7-2-1	Won 3
2	x-WINNIPEG	82	47	30	5	99	45	272	244	28	25-12-4	22-18-1	2-1	4-5-1	Won 1
3	x-ST. LOUIS	82	45	28	9	99	42	247	223	24	24-15-2	21-13-7	3-3	8-1-1	Won 2

Pacific Division

	Pacific	GP	W	L	OT	Pts	ROW	GF	GA	Diff	Home	Away	Shootout	L10	Streak
1	z-CALGARY	82	50	25	7	107	50	289	227	62	26-10-5	24-15-2	0-4	6-4-0	Lost 2
2	x-SAN JOSE	82	46	27	9	101	46	289	261	28	25-11-5	21-16-4	0-3	3-6-1	Won 2
3	x-VEGAS	82	43	32	7	93	40	249	230	19	24-12-5	19-20-2	3-2	3-5-2	Lost 2

Wild Card

	Wildcard Teams	GP	W	L	OT	Pts	ROW	GF	GA	Diff	Home	Away	Shootout	L10	Streak
1	x-DALLAS	82	43	32	7	93	42	210	202	8	24-14-3	19-18-4	1-2	6-3-1	Won 1
2	x-COLORADO	82	38	30	14	90	36	260	246	14	21-14-6	17-16-8	2-2	7-1-2	Lost 1
3	ARIZONA	82	39	35	8	86	35	213	223	-10	20-17-4	19-18-4	4-3	3-5-2	Lost 1
4	CHICAGO	82	36	34	12	84	33	270	292	-22	19-14-8	17-20-4	3-1	4-4-2	Lost 1
5	MINNESOTA	82	37	36	9	83	36	211	237	-26	16-18-7	21-18-2	1-4	3-6-1	Lost 2
6	VANCOUVER	82	35	36	11	81	29	225	254	-29	20-16-5	15-20-6	6-6	5-4-1	OT 1
7	ANAHEIM	82	35	37	10	80	32	199	251	-52	19-14-8	16-23-2	3-3	7-2-1	Won 3
8	EDMONTON	82	35	38	9	79	32	232	274	-42	18-19-4	17-19-5	3-3	3-5-2	Won 1
9	LOS ANGELES	82	31	42	9	71	28	202	263	-61	17-21-3	14-21-6	3-4	6-3-1	Won 1

Teams receive 2 points for a victory (W) 1 point for an overtime or shootout loss (OT), x - clinched playoff spot y - clinched division z - clinched conference

2018-2019 CONFERENCE STANDINGS

	Eastern	GP	W	L	OT	Pts	ROW	GF	GA	Diff	Home	Away	Shootout	L10	Streak
1	p-TAMPA BAY	82	62	16	4	128	56	325	222	103	32-7-2	30-9-2	6-1	7-3-0	Won 2
2	x-BOSTON	82	49	24	9	107	47	259	215	44	29-9-3	20-15-6	2-3	6-4-0	Lost 1
3	y-WASHINGTON	82	48	26	8	104	44	278	249	29	24-11-6	24-15-2	4-1	6-3-1	Lost 1
4	x-NY ISLANDERS	82	48	27	7	103	43	228	196	32	24-13-4	24-14-3	5-5	6-4-0	Won 2
5	x-TORONTO	82	46	28	8	100	46	286	251	35	23-16-2	23-12-6	0-2	3-4-3	OT 1
6	x-PITTSBURGH	82	44	26	12	100	42	273	241	32	23-14-4	21-12-8	2-3	5-2-3	OT 1
7	x-CAROLINA	82	46	29	7	99	44	245	223	22	24-13-4	22-16-3	2-2	6-4-0	Won 3
8	x-COLUMBUS	82	47	31	4	98	45	258	232	26	22-17-2	25-14-2	2-1	7-3-0	Won 2
9	MONTREAL	82	44	30	8	96	41	249	236	13	25-12-4	19-18-4	3-0	7-2-1	Won 1
10	FLORIDA	82	36	32	14	86	33	267	280	-13	20-13-8	16-19-6	3-7	4-4-2	OT 2
11	PHILADELPHIA	82	37	37	8	82	34	244	281	-37	19-18-4	18-19-4	3-1	2-8-0	Lost 5
12	NY RANGERS	82	32	36	14	78	26	227	272	-45	18-14-9	14-22-5	6-5	4-5-1	Won 1
13	BUFFALO	82	33	39	10	76	28	226	271	-45	21-15-5	12-24-5	5-3	2-7-1	Won 2
14	DETROIT	82	32	40	10	74	29	227	277	-50	17-19-5	15-21-5	3-5	7-3-0	Lost 2
15	NEW JERSEY	82	31	41	10	72	28	222	275	-53	20-14-7	11-27-3	3-4	4-5-1	Won 1
16	OTTAWA	82	29	47	6	64	29	242	302	-60	18-19-4	11-28-2	0-1	4-6-0	Lost 2
	Western	GP	W	L	OT	Pts	ROW	GF	GA	Diff	Home	Away	Shootout	L10	Streak
1	z-CALGARY	82	50	25	7	107	50	289	227	62	26-10-5	24-15-2	0-4	6-4-0	Lost 2
2	x-SAN JOSE	82	46	27	9	101	46	289	261	28	25-11-5	21-16-4	0-3	3-6-1	Won 2
3	y-NASHVILLE	82	47	29	6	100	43	240	214	26	25-14-2	22-15-4	4-2	7-2-1	Won 3
4	x-WINNIPEG	82	47	30	5	99	45	272	244	28	25-12-4	22-18-1	2-1	4-5-1	Won 1
5	x-ST. LOUIS	82	45	28	9	99	42	247	223	24	24-15-2	21-13-7	3-3	8-1-1	Won 2
6	x-DALLAS	82	43	32	7	93	42	210	202	8	24-14-3	19-18-4	1-2	6-3-1	Won 1
7	x-VEGAS	82	43	32	7	93	40	249	230	19	24-12-5	19-20-2	3-2	3-5-2	Lost 1
8	x-COLORADO	82	38	30	14	90	36	260	246	14	21-14-6	17-16-8	2-2	7-1-2	Lost 1
9	ARIZONA	82	39	35	8	86	35	213	223	-10	20-17-4	19-18-4	4-3	3-5-2	Lost 1
10	CHICAGO	82	36	34	12	84	33	270	292	-22	19-14-8	17-20-4	3-1	4-4-2	Lost 1
11	MINNESOTA	82	37	36	9	83	36	211	237	-26	16-18-7	21-18-2	1-4	3-6-1	Lost 2
12	VANCOUVER	82	35	36	11	81	29	225	254	-29	20-16-5	15-20-6	6-6	5-4-1	OT 1
13	ANAHEIM	82	35	37	10	80	32	199	251	-52	19-14-8	16-23-2	3-3	7-2-1	Won 3
14	EDMONTON	82	35	38	9	79	32	232	274	-42	18-19-4	17-19-5	3-3	3-5-2	Won 1
15	LOS ANGELES	82	31	42	9	71	28	202	263	-61	17-21-3	14-21-6	3-4	6-3-1	Won 1

LEAGUE STANDINGS

		GP	W	L	OT	Pts	ROW	GF	GA	Diff	Home	Away	Shootout	L10	Streak
1	p-TAMPA BAY	82	62	16	4	128	56	325	222	103	32-7-2	30-9-2	6-1	7-3-0	Won 2
2	z-CALGARY	82	50	25	7	107	50	289	227	62	26-10-5	24-15-2	0-4	6-4-0	Lost 2
3	x-BOSTON	82	49	24	9	107	47	259	215	44	29-9-3	20-15-6	2-3	6-4-0	Lost 1
4	y-WASHINGTON	82	48	26	8	104	44	278	249	29	24-11-6	24-15-2	4-1	6-3-1	Lost 1
5	x-NY ISLANDERS	82	48	27	7	103	43	228	196	32	24-13-4	24-14-3	5-5	6-4-0	Won 2
6	x-SAN JOSE	82	46	27	9	101	46	289	261	28	25-11-5	21-16-4	0-3	3-6-1	Won 2
7	x-TORONTO	82	46	28	8	100	46	286	251	35	23-16-2	23-12-6	0-2	3-4-3	OT 1
8	y-NASHVILLE	82	47	29	6	100	43	240	214	26	25-14-2	22-15-4	4-2	7-2-1	Won 3
9	x-PITTSBURGH	82	44	26	12	100	42	273	241	32	23-14-4	21-12-8	2-3	5-2-3	OT 1
10	x-WINNIPEG	82	47	30	5	99	45	272	244	28	25-12-4	22-18-1	2-1	4-5-1	Won 1
11	x-CAROLINA	82	46	29	7	99	44	245	223	22	24-13-4	22-16-3	2-2	6-4-0	Won 3
12	x-ST. LOUIS	82	45	28	9	99	42	247	223	24	24-15-2	21-13-7	3-3	8-1-1	Won 2
13	x-COLUMBUS	82	47	31	4	98	45	258	232	26	22-17-2	25-14-2	2-1	7-3-0	Won 2
14	MONTREAL	82	44	30	8	96	41	249	236	13	25-12-4	19-18-4	3-0	7-2-1	Won 1
15	x-DALLAS	82	43	32	7	93	42	210	202	8	24-14-3	19-18-4	1-2	6-3-1	Won 1
16	x-VEGAS	82	43	32	7	93	40	249	230	19	24-12-5	19-20-2	3-2	3-5-2	Lost 1
17	x-COLORADO	82	38	30	14	90	36	260	246	14	21-14-6	17-16-8	2-2	7-1-2	Lost 1
18	ARIZONA	82	39	35	8	86	35	213	223	-10	20-17-4	19-18-4	4-3	3-5-2	Lost 1
19	FLORIDA	82	36	32	14	86	33	267	280	-13	20-13-8	16-19-6	3-7	4-4-2	OT 2
20	CHICAGO	82	36	34	12	84	33	270	292	-22	19-14-8	17-20-4	3-1	4-4-2	Lost 1
21	MINNESOTA	82	37	36	9	83	36	211	237	-26	16-18-7	21-18-2	1-4	3-6-1	Lost 2
22	PHILADELPHIA	82	37	37	8	82	34	244	281	-37	19-18-4	18-19-4	3-1	2-8-0	Lost 5
23	VANCOUVER	82	35	36	11	81	29	225	254	-29	20-16-5	15-20-6	6-6	5-4-1	OT 1
24	ANAHEIM	82	35	37	10	80	32	199	251	-52	19-14-8	16-23-2	3-3	7-2-1	Won 3
25	EDMONTON	82	35	38	9	79	32	232	274	-42	18-19-4	17-19-5	3-3	3-5-2	Won 1
26	NY RANGERS	82	32	36	14	78	26	227	272	-45	18-14-9	14-22-5	6-5	4-5-1	Won 1
27	BUFFALO	82	33	39	10	76	28	226	271	-45	21-15-5	12-24-5	5-3	2-7-1	Won 2
28	DETROIT	82	32	40	10	74	29	227	277	-50	17-19-5	15-21-5	3-5	7-3-0	Lost 2
29	NEW JERSEY	82	31	41	10	72	28	222	275	-53	20-14-7	11-27-3	3-4	4-5-1	Won 1
30	LOS ANGELES	82	31	42	9	71	28	202	263	-61	17-21-3	14-21-6	3-4	6-3-1	Won 1
31	OTTAWA	82	29	47	6	64	29	242	302	-60	18-19-4	11-28-2	0-1	4-6-0	Lost 2

Teams receive 2 points for a victory (W) 1 point for an overtime or shootout loss (OT), x - clinched playoff spot y - clinched division z - clinched conference

2018-2019 DIVISION STANDINGS WITH RECORDS VS. EASTERN TEAMS

Eastern Conference vs. East

Atlantic Division

		WC Rank	GP	Wins	Losses	OT	Points	ROW	vs EAST	vs ATL	vs MET
1	p-TAMPA BAY	-	82	62	16	4	128	56	44-8-0	23-5-0	21-3-0
2	x-BOSTON	-	82	49	24	9	107	47	29-19-4	16-10-2	13-9-2
3	x-TORONTO	-	82	46	28	8	100	46	28-18-6	14-10-4	14-8-2
4	MONTREAL	3	82	44	30	8	96	41	27-17-8	15-9-5	12-9-3
5	FLORIDA	4	82	36	32	14	86	33	23-19-10	14-11-3	9-8-7
6	BUFFALO	7	82	33	39	10	76	28	19-25-8	11-12-5	8-13-3
7	DETROIT	8	82	32	40	10	74	29	20-25-7	9-15-4	11-10-3
8	OTTAWA	10	82	29	47	6	64	29	17-32-3	10-16-2	7-16-1

Metropolitan Division

		WC Rank	GP	Wins	Losses	OT	Points	ROW	vs EAST	vs ATL	vs MET
1	y-WASHINGTON	-	82	48	26	8	104	44	33-14-5	14-7-3	19-7-2
2	x-NY ISLANDERS	-	82	48	27	7	103	43	30-17-5	12-8-4	18-9-1
3	x-PITTSBURGH	-	82	44	26	12	100	42	26-15-11	11-7-6	15-8-5
4	x-CAROLINA	1	82	46	29	7	99	44	27-21-4	14-8-2	13-13-2
5	x-COLUMBUS	2	82	47	31	4	98	45	31-19-2	13-10-1	18-9-1
6	PHILADELPHIA	5	82	37	37	8	82	34	22-26-4	12-10-2	10-16-2
7	NY RANGERS	6	82	32	36	14	78	26	21-22-9	11-10-3	10-12-6
8	NEW JERSEY	9	82	31	41	10	72	28	19-28-5	10-12-2	9-16-3

Western Conference vs. East

Central Division

		WC Rank	GP	Wins	Losses	OT	Points	ROW	vs EAST	vs ATL	vs MET
1	y-NASHVILLE	-	82	47	29	6	100	43	20-8-4	11-3-2	9-5-2
2	x-WINNIPEG	-	82	47	30	5	99	45	18-12-2	7-7-2	11-5-0
3	x-ST. LOUIS	-	82	45	28	9	99	42	20-10-2	11-4-1	9-6-1
4	x-DALLAS	1	82	43	32	7	93	42	15-15-2	9-5-2	6-10-0
5	x-COLORADO	2	82	38	30	14	90	36	16-10-6	9-5-2	7-5-4
6	CHICAGO	4	82	36	34	12	84	33	16-13-3	9-6-1	7-7-2
7	MINNESOTA	5	82	37	36	9	83	36	14-14-4	9-6-1	5-8-3

Pacific Division

		WC Rank	GP	Wins	Losses	OT	Points	ROW	vs EAST	vs ATL	vs MET
1	z-CALGARY	-	82	50	25	7	107	50	21-7-4	8-5-3	13-2-1
2	x-SAN JOSE	-	82	46	27	9	101	46	14-13-5	6-8-2	8-5-3
3	x-VEGAS	-	82	43	32	7	93	40	15-13-4	6-7-3	9-6-1
4	ARIZONA	3	82	39	35	8	86	35	12-16-4	7-9-0	5-7-4
5	VANCOUVER	6	82	35	36	11	81	29	14-15-3	10-4-2	4-11-1
6	ANAHEIM	7	82	35	37	10	80	32	14-14-4	5-8-3	9-6-1
7	EDMONTON	8	82	35	38	9	79	32	14-14-4	7-7-2	7-8-1
8	LOS ANGELES	9	82	31	42	9	71	28	9-19-4	2-11-3	7-8-1

2018-2019 DIVISION STANDINGS WITH RECORDS VS. WESTERN TEAMS

Eastern Conference vs. West

Atlantic Division

		WC Rank	GP	Wins	Losses	OT	Points	ROW	vs WEST	vs CEN	vs PAC
1	p-TAMPA BAY	-	82	62	16	4	128	56	18-8-4	7-4-3	11-4-1
2	x-BOSTON	-	82	49	24	9	107	47	20-5-5	8-3-3	12-2-2
3	x-TORONTO	-	82	46	28	8	100	46	18-10-2	6-7-1	12-3-1
4	MONTREAL	3	82	44	30	8	96	41	17-13-0	6-8-0	11-5-0
5	FLORIDA	4	82	36	32	14	86	33	13-13-4	5-8-1	8-5-3
6	BUFFALO	7	82	33	39	10	76	28	14-14-2	4-9-1	10-5-1
7	DETROIT	8	82	32	40	10	74	29	12-15-3	5-7-2	7-8-1
8	OTTAWA	10	82	29	47	6	64	29	12-15-3	6-7-1	6-8-2

Metropolitan Division

		WC Rank	GP	Wins	Losses	OT	Points	ROW	vs WEST	vs CEN	vs PAC
1	y-WASHINGTON	-	82	48	26	8	104	44	15-12-3	5-7-2	10-5-1
2	x-NY ISLANDERS	-	82	48	27	7	103	43	18-10-2	9-4-1	9-6-1
3	x-PITTSBURGH	-	82	44	26	12	100	42	18-11-1	9-5-0	9-6-1
4	x-CAROLINA	1	82	46	29	7	99	44	19-8-3	10-4-0	9-4-3
5	x-COLUMBUS	2	82	47	31	4	98	45	16-12-2	9-5-0	7-7-2
6	PHILADELPHIA	5	82	37	37	8	82	34	15-11-4	7-7-0	8-4-4
7	NY RANGERS	6	82	32	36	14	78	26	11-14-5	6-7-1	5-7-4
8	NEW JERSEY	9	82	31	41	10	72	28	12-13-5	3-7-4	9-6-1

Western Conference vs. West

Central Division

		WC Rank	GP	Wins	Losses	OT	Points	ROW	vs WEST	vs CEN	vs PAC
1	y-NASHVILLE	-	82	47	29	6	100	43	27-21-2	14-11-1	13-10-1
2	x-WINNIPEG	-	82	47	30	5	99	45	29-18-3	13-12-1	16-6-2
3	x-ST. LOUIS	-	82	45	28	9	99	42	25-18-7	12-9-5	13-9-2
4	x-DALLAS	1	82	43	32	7	93	42	28-17-5	14-10-2	14-7-3
5	x-COLORADO	2	82	38	30	14	90	36	22-20-8	12-9-5	10-11-3
6	CHICAGO	4	82	36	34	12	84	33	20-21-9	14-8-4	6-13-5
7	MINNESOTA	5	82	37	36	9	83	36	23-22-5	12-10-4	11-12-1

Pacific Division

		WC Rank	GP	Wins	Losses	OT	Points	ROW	vs WEST	vs CEN	vs PAC
1	z-CALGARY	-	82	50	25	7	107	50	29-18-3	13-7-1	16-11-2
2	x-SAN JOSE	-	82	46	27	9	101	46	32-14-4	15-6-0	17-8-4
3	x-VEGAS	-	82	43	32	7	93	40	28-19-3	10-11-0	18-8-3
4	ARIZONA	3	82	39	35	8	86	35	27-19-4	11-9-1	16-10-3
5	VANCOUVER	6	82	35	36	11	81	29	21-21-8	10-7-4	11-14-4
6	ANAHEIM	7	82	35	37	10	80	32	21-23-6	9-10-2	12-13-4
7	EDMONTON	8	82	35	38	9	79	32	21-24-5	9-9-3	12-15-2
8	LOS ANGELES	9	82	31	42	9	71	28	22-23-5	8-11-2	14-12-3

2018-2019 TEAM RECORD - LAST TEN GAMES: W-L-OT

RK	TEAM	HOME RECORD	ROAD RECORD	OVERALL RECORD
1	ST. LOUIS	8-2-0	4-3-3	8-1-1
2	COLORADO	8-2-0	4-4-2	7-1-2
3	MONTREAL	8-2-0	4-5-1	7-2-1
4	NASHVILLE	6-3-1	6-4-0	7-2-1
5	ANAHEIM	7-3-0	4-5-1	7-2-1
6	TAMPA BAY	8-2-0	7-3-0	7-3-0
7	DETROIT	5-5-0	4-5-1	7-3-0
8	COLUMBUS	6-4-0	5-4-1	7-3-0
9	WASHINGTON	7-2-1	7-3-0	6-3-1
10	DALLAS	5-4-1	7-2-1	6-3-1
11	LOS ANGELES	4-6-0	3-5-2	6-3-1
12	PITTSBURGH	6-2-2	6-2-2	5-2-3
13	NY ISLANDERS	5-5-0	7-3-0	6-4-0
14	BOSTON	8-2-0	5-5-0	6-4-0
15	CAROLINA	7-3-0	6-3-1	6-4-0
16	CALGARY	6-4-0	6-4-0	6-4-0
17	VANCOUVER	5-4-1	3-5-2	5-4-1
18	FLORIDA	5-2-3	4-5-1	4-4-2
19	CHICAGO	5-3-2	4-5-1	4-4-2
20	NEW JERSEY	4-4-2	3-7-0	4-5-1
21	NY RANGERS	3-4-3	3-5-2	4-5-1
22	WINNIPEG	4-5-1	5-4-1	4-5-1
23	TORONTO	5-4-1	4-3-3	3-4-3
24	OTTAWA	4-6-0	3-6-1	4-6-0
25	EDMONTON	4-4-2	5-5-0	3-5-2
26	ARIZONA	6-3-1	4-4-2	3-5-2
27	VEGAS	7-2-1	4-5-1	3-5-2
28	SAN JOSE	4-6-0	5-4-1	3-6-1
29	MINNESOTA	3-5-2	5-4-1	3-6-1
30	BUFFALO	3-6-1	1-8-1	2-7-1
31	PHILADELPHIA	4-6-0	5-5-0	2-8-0

2018-2019 HOME/ROAD REPORTS

Home Record - League

Rank	Team	GP	Wins	Losses	OT	Points	GF	GA
1	TAMPA BAY	41	32	7	2	66	168	103
2	BOSTON	41	29	9	3	61	141	101
3	CALGARY	41	26	10	5	57	166	127
4	SAN JOSE	41	25	11	5	55	148	119
5	MONTREAL	41	25	12	4	54	136	110
6	WINNIPEG	41	25	12	4	54	151	118
7	WASHINGTON	41	24	11	6	54	138	112
8	VEGAS	41	24	12	5	53	132	101
9	NASHVILLE	41	25	14	2	52	121	101
10	NY ISLANDERS	41	24	13	4	52	118	96
11	CAROLINA	41	24	13	4	52	128	108
12	DALLAS	41	24	14	3	51	117	93
13	ST. LOUIS	41	24	15	2	50	136	123
14	PITTSBURGH	41	23	14	4	50	135	125
15	TORONTO	41	23	16	2	48	146	123
16	COLORADO	41	21	14	6	48	130	115
17	FLORIDA	41	20	13	8	48	139	122
18	BUFFALO	41	21	15	5	47	122	129
19	NEW JERSEY	41	20	14	7	47	118	114
20	COLUMBUS	41	22	17	2	46	133	125
21	CHICAGO	41	19	14	8	46	141	139
22	ANAHEIM	41	19	14	8	46	110	118
23	VANCOUVER	41	20	16	5	45	122	126
24	NY RANGERS	41	18	14	9	45	116	117
25	ARIZONA	41	20	17	4	44	111	101
26	PHILADELPHIA	41	19	18	4	42	121	135
27	OTTAWA	41	18	19	4	40	125	125
28	EDMONTON	41	18	19	4	40	124	133
29	DETROIT	41	17	19	5	39	118	130
30	MINNESOTA	41	16	18	7	39	105	119
31	LOS ANGELES	41	17	21	3	37	110	130
	Totals	1271	682	445	144	1508	4026	3638

Road Record - League

Rank	Team	GP	Wins	Losses	OT	Points	GF	GA
1	TAMPA BAY	41	30	9	2	62	157	119
2	COLUMBUS	41	25	14	2	52	125	107
3	TORONTO	41	23	12	6	52	140	128
4	NY ISLANDERS	41	24	14	3	51	110	100
5	WASHINGTON	41	24	15	2	50	140	137
6	CALGARY	41	24	15	2	50	123	100
7	PITTSBURGH	41	21	12	8	50	138	116
8	ST. LOUIS	41	21	13	7	49	111	100
9	NASHVILLE	41	22	15	4	48	119	113
10	CAROLINA	41	22	16	3	47	117	115
11	SAN JOSE	41	21	16	4	46	141	142
12	BOSTON	41	20	15	6	46	118	114
13	WINNIPEG	41	22	18	1	45	121	126
14	MINNESOTA	41	21	18	2	44	106	118
15	MONTREAL	41	19	18	4	42	113	126
16	DALLAS	41	19	18	4	42	93	109
17	ARIZONA	41	19	18	4	42	102	122
18	COLORADO	41	17	16	8	42	130	131
19	VEGAS	41	19	20	2	40	117	129
20	PHILADELPHIA	41	18	19	4	40	123	146
21	EDMONTON	41	17	19	5	39	108	141
22	CHICAGO	41	17	20	4	38	129	153
23	FLORIDA	41	16	19	6	38	128	158
24	VANCOUVER	41	15	20	6	36	103	128
25	DETROIT	41	15	21	5	35	109	147
26	ANAHEIM	41	16	23	2	34	89	133
27	LOS ANGELES	41	14	21	6	34	92	133
28	NY RANGERS	41	14	22	5	33	111	155
29	BUFFALO	41	12	24	5	29	104	142
30	NEW JERSEY	41	11	27	3	25	104	161
31	OTTAWA	41	11	28	2	24	117	177
	Totals	1271	589	555	127	1305	3638	4026

Teams receive 2 points for a Win, 1 point for an Overtime or Shootout Loss. Goals For/Against include game-winning shootout goal.

2018-2019 HOME RECORD - EASTERN CONFERENCE

Rank	Team	GP	Wins	Losses	OT	Points	GF	GA
1	TAMPA BAY	41	32	7	2	66	168	103
2	BOSTON	41	29	9	3	61	141	101
3	MONTREAL	41	25	12	4	54	136	110
4	WASHINGTON	41	24	11	6	54	138	112
5	NY ISLANDERS	41	24	13	4	52	118	96
6	CAROLINA	41	24	13	4	52	128	108
7	PITTSBURGH	41	23	14	4	50	135	125
8	TORONTO	41	23	16	2	48	146	123
9	FLORIDA	41	20	13	8	48	139	122
10	BUFFALO	41	21	15	5	47	122	129
11	NEW JERSEY	41	20	14	7	47	118	114
12	COLUMBUS	41	22	17	2	46	133	125
13	NY RANGERS	41	18	14	9	45	116	117
14	PHILADELPHIA	41	19	18	4	42	121	135
15	OTTAWA	41	18	19	4	40	125	125
16	DETROIT	41	17	19	5	39	118	130
Totals		656	359	224	73	791	2102	1875

2018-2019 HOME RECORD - WESTERN CONFERENCE

Rank	Team	GP	Wins	Losses	OT	Points	GF	GA
1	CALGARY	41	26	10	5	57	166	127
2	SAN JOSE	41	25	11	5	55	148	119
3	WINNIPEG	41	25	12	4	54	151	118
4	VEGAS	41	24	12	5	53	132	101
5	NASHVILLE	41	25	14	2	52	121	101
6	DALLAS	41	24	14	3	51	117	93
7	ST. LOUIS	41	24	15	2	50	136	123
8	COLORADO	41	21	14	6	48	130	115
9	CHICAGO	41	19	14	8	46	141	139
10	ANAHEIM	41	19	14	8	46	110	118
11	VANCOUVER	41	20	16	5	45	122	126
12	ARIZONA	41	20	17	4	44	111	101
13	EDMONTON	41	18	19	4	40	124	133
14	MINNESOTA	41	16	18	7	39	105	119
15	LOS ANGELES	41	17	21	3	37	110	130
Totals		615	323	221	71	717	1924	1763

2018-2019 ROAD RECORD - EASTERN CONFERENCE

Rank	Team	GP	Wins	Losses	OT	Points	GF	GA
1	TAMPA BAY	41	30	9	2	62	157	119
2	COLUMBUS	41	25	14	2	52	125	107
3	TORONTO	41	23	12	6	52	140	128
4	NY ISLANDERS	41	24	14	3	51	110	100
5	WASHINGTON	41	24	15	2	50	140	137
6	PITTSBURGH	41	21	12	8	50	138	116
7	CAROLINA	41	22	16	3	47	117	115
8	BOSTON	41	20	15	6	46	118	114
9	MONTREAL	41	19	18	4	42	113	126
10	PHILADELPHIA	41	18	19	4	40	123	146
11	FLORIDA	41	16	19	6	38	128	158
12	DETROIT	41	15	21	5	35	109	147
13	NY RANGERS	41	14	22	5	33	111	155
14	BUFFALO	41	12	24	5	29	104	142
15	NEW JERSEY	41	11	27	3	25	104	161
16	OTTAWA	41	11	28	2	24	117	177
Totals		656	305	285	66	676	1954	2148

2018-2019 ROAD RECORD - WESTERN CONFERENCE

Rank	Team	GP	Wins	Losses	OT	Points	GF	GA
1	CALGARY	41	24	15	2	50	123	100
2	ST. LOUIS	41	21	13	7	49	111	100
3	NASHVILLE	41	22	15	4	48	119	113
4	SAN JOSE	41	21	16	4	46	141	142
5	WINNIPEG	41	22	18	1	45	121	126
6	MINNESOTA	41	21	18	2	44	106	118
7	DALLAS	41	19	18	4	42	93	109
8	ARIZONA	41	19	18	4	42	102	122
9	COLORADO	41	17	16	8	42	130	131
10	VEGAS	41	19	20	2	40	117	129
11	EDMONTON	41	17	19	5	39	108	141
12	CHICAGO	41	17	20	4	38	129	153
13	VANCOUVER	41	15	20	6	36	103	128
14	ANAHEIM	41	16	23	2	34	89	133
15	LOS ANGELES	41	14	21	6	34	92	133
Totals		615	284	270	61	629	1684	1878

2018-2019 POWER PLAY / PENALTY KILL RANKINGS

PP:		Total					Home					Road					
Rank	Team	GP	Adv	PPGF	%		Team	GP	Adv	PPGF	%		Team	GP	Adv	PPGF	%
1	TBL	82	262	74	28.2		BOS	41	132	42	31.8		TBL	41	117	39	33.3
2	FLA	82	269	72	26.8		WPG	41	121	38	31.4		PIT	41	102	33	32.4
3	BOS	82	251	65	25.9		FLA	41	141	37	26.2		FLA	41	128	35	27.3
4	WPG	82	250	62	24.8		TOR	41	95	24	25.3		SJS	41	127	31	24.4
5	PIT	82	228	56	24.6		TBL	41	145	35	24.1		STL	41	113	27	23.9
6	SJS	82	241	57	23.6		CHI	41	130	31	23.8		COL	41	133	31	23.3
7	COL	82	286	63	22.0		CGY	41	123	29	23.6		DAL	41	100	22	22.0
8	TOR	82	211	46	21.8		SJS	41	114	26	22.8		DET	41	105	23	21.9
9	EDM	82	222	47	21.2		WSH	41	133	30	22.6		EDM	41	108	23	21.3
10	STL	82	237	50	21.1		BUF	41	114	25	21.9		MIN	41	117	24	20.5
11	DAL	82	214	45	21.0		EDM	41	114	24	21.0		NYR	41	108	22	20.4
12	WSH	82	236	49	20.8		COL	41	153	32	20.9		OTT	41	109	22	20.2
13	OTT	82	226	46	20.4		OTT	41	117	24	20.5		CAR	41	128	25	19.5
14	MIN	82	241	49	20.3		DAL	41	114	23	20.2		BOS	41	119	23	19.3
15	CHI	82	238	48	20.2		MIN	41	124	25	20.2		VGK	41	105	20	19.0
16	BUF	82	236	46	19.5		PHI	41	122	24	19.7		TOR	41	116	22	19.0
17	NYR	82	227	44	19.4		LAK	41	120	23	19.2		ANA	41	107	20	18.7
18	CGY	82	275	53	19.3		STL	41	124	23	18.6		WPG	41	129	24	18.6
19	DET	82	216	39	18.1		NYR	41	119	22	18.5		WSH	41	103	19	18.4
20	CAR	82	247	44	17.8		PIT	41	126	23	18.2		NJD	41	124	22	17.7
21	NJD	82	254	45	17.7		NJD	41	130	23	17.7		VAN	41	131	23	17.6
22	VAN	82	251	43	17.1		VAN	41	120	20	16.7		BUF	41	122	21	17.2
23	PHI	82	234	40	17.1		CAR	41	119	19	16.0		ARI	41	118	20	17.0
24	ANA	82	212	36	17.0		ARI	41	139	22	15.8		NYI	41	106	17	16.0
25	VGK	82	232	39	16.8		ANA	41	105	16	15.2		CGY	41	152	24	15.8
26	ARI	82	257	42	16.3		CBJ	41	113	17	15.0		CHI	41	108	17	15.7
27	LAK	82	221	35	15.8		VGK	41	127	19	15.0		CBJ	41	108	17	15.7
28	CBJ	82	221	34	15.4		DET	41	111	16	14.4		PHI	41	112	16	14.3
29	NYI	82	227	33	14.5		NYI	41	121	16	13.2		MTL	41	108	15	13.9
30	MTL	82	234	31	13.2		NYL	41	126	16	12.7		NSH	41	112	15	13.4
31	NSH	82	255	33	12.9		NSH	41	143	18	12.6		LAK	41	101	12	11.9
	Total	1271	7411	1466	19.8		Total	1271	3835	762	19.9		Total	1271	3576	704	19.7

PK:		Total					Home					Road					
Rank	Team	GP	TS	PPGA	%		Team	GP	TS	PPGA	%		Team	GP	TS	PPGA	%
1	TBL	82	267	40	85.0		TBL	41	131	18	86.3		STL	41	125	17	86.4
2	CBJ	82	200	30	85.0		ARI	41	118	17	85.6		PIT	41	112	16	85.7
3	ARI	82	226	34	85.0		NJD	41	130	19	85.4		CBJ	41	107	16	85.0
4	NJD	82	255	40	84.3		VAN	41	122	18	85.2		ARI	41	108	17	84.3
5	DAL	82	238	41	82.8		CBJ	41	93	14	85.0		TBL	41	136	22	83.8
6	NSH	82	251	45	82.1		MIN	41	129	20	84.5		NJD	41	125	21	83.2
7	MIN	82	240	44	81.7		DAL	41	112	18	83.9		CGY	41	132	23	82.6
8	CAR	82	239	44	81.6		MTL	41	116	19	83.6		CAR	41	125	22	82.4
9	STL	82	232	43	81.5		SJS	41	110	19	82.7		NSH	41	118	21	82.2
10	FLA	82	230	43	81.3		FLA	41	120	21	82.5		WPG	41	134	24	82.1
11	VAN	82	254	48	81.1		BUF	41	102	18	82.4		DAL	41	126	23	81.8
12	BUF	82	215	41	80.9		VGK	41	111	20	82.0		WSH	41	131	25	80.9
13	MTL	82	241	46	80.9		NSH	41	133	24	82.0		COL	41	144	28	80.6
14	VGK	82	230	44	80.9		BOS	41	115	21	81.7		TOR	41	112	22	80.4
15	SJS	82	234	45	80.8		NYI	41	114	22	80.7		NYI	41	116	23	80.2
16	BOS	82	244	49	79.9		CAR	41	114	22	80.7		FLA	41	110	22	80.0
17	NYI	82	219	44	79.9		ANA	41	137	27	80.3		VGK	41	119	24	79.8
18	TOR	82	204	41	79.9		PHI	41	114	23	79.8		OTT	41	99	20	79.8
19	PIT	82	222	45	79.7		NYI	41	103	21	79.6		DET	41	133	27	79.7
20	ANA	82	271	55	79.7		TOR	41	92	19	79.4		BUF	41	113	23	79.6
21	CGY	82	246	50	79.7		OTT	41	117	25	78.6		ANA	41	134	28	79.1
22	OTT	82	216	45	79.2		WSH	41	130	30	76.9		SJS	41	124	26	79.0
23	WPG	82	249	52	79.1		COL	41	128	30	76.6		MTL	41	125	27	78.4
24	WSH	82	261	55	78.9		CGY	41	114	27	76.3		MIN	41	111	24	78.4
25	COL	82	272	58	78.7		CHI	41	109	26	76.2		BOS	41	129	28	78.3
26	PHI	82	237	51	78.5		STL	41	107	26	75.7		LAK	41	121	27	77.7
27	NYR	82	266	58	78.2		WPG	41	115	28	75.6		VAN	41	132	30	77.3
28	DET	82	245	56	77.1		EDM	41	109	27	75.2		PHI	41	123	28	77.2
29	LAK	82	230	54	76.5		DET	41	109	27	75.2		NYR	41	152	36	76.3
30	EDM	82	246	62	74.8		LEH	41	112	29	74.1		PHI	41	137	35	74.4
31	CHI	82	231	63	72.7		PIT	41	110	29	73.6		CHI	41	122	37	69.7
	Total	1271	7411	1466	80.2		Total	1271	3576	704	80.3		Total	1271	3835	762	80.1

2018-2019 SHORTHANDED GOALS AGAINST / GOALS FOR

Against:		Total		Home			Road		
Rank	Team	GP	SHGA	Team	GP	SHGA	Team	GP	SHGA
1	NYI	82	1	TBL	41	0	NYI	41	0
2	DAL	82	2	NJD	41	1	MIN	41	0
3	VGK	82	2	NYI	41	1	NYR	41	1
4	TBL	82	3	MTL	41	1	CGY	41	1
5	NYR	82	4	WSH	41	1	DAL	41	1
6	MTL	82	4	COL	41	1	VGK	41	1
7	MIN	82	4	DAL	41	1	WPG	41	2
8	WSH	82	5	VGK	41	1	ARI	41	2
9	COL	82	5	OTT	41	2	MTL	41	3
10	CBJ	82	6	CAR	41	2	TBL	41	3
11	CHI	82	7	CBJ	41	2	DET	41	3
12	DET	82	7	NYR	41	3	NSH	41	3
13	STL	82	7	CHI	41	3	STL	41	3
14	CGY	82	7	VAN	41	3	EDM	41	3
15	EDM	82	7	SJS	41	3	TOR	41	4
16	WPG	82	7	BUF	41	4	WSH	41	4
17	OTT	82	8	DET	41	4	CHI	41	4
18	CAR	82	8	STL	41	4	COL	41	4
19	NSH	82	8	EDM	41	4	CBJ	41	4
20	VAN	82	8	ANA	41	4	BUF	41	5
21	BUF	82	9	MIN	41	4	VAN	41	5
22	TOR	82	9	PHI	41	5	PHI	41	6
23	SJS	82	9	TOR	41	5	OTT	41	6
24	ARI	82	9	NSH	41	5	CAR	41	6
25	NJD	82	10	WPG	41	5	ANA	41	6
26	ANA	82	10	FLA	41	6	SJS	41	6
27	PHI	82	11	CGY	41	6	PIT	41	7
28	FLA	82	13	LAK	41	6	FLA	41	7
29	LAK	82	13	BOS	41	7	LAK	41	7
30	PIT	82	15	ARI	41	7	BOS	41	8
31	BOS	82	15	PIT	41	8	NJD	41	9
	Total	1271	233	Total	1271	109	Total	1271	124

For:		Total		Home			Road		
Rank	Team	GP	SHGF	Team	GP	SHGF	Team	GP	SHGF
1	CGY	82	18	ARI	41	11	CGY	41	11
2	ARI	82	16	VGK	41	8	COL	41	8
3	PIT	82	12	PIT	41	7	EDM	41	7
4	TBL	82	12	TBL	41	7	SJS	41	7
5	VGK	82	11	CGY	41	7	NJD	41	5
6	NJD	82	10	WPG	41	7	PIT	41	5
7	EDM	82	10	CAR	41	6	TBL	41	5
8	WPG	82	10	CBJ	41	6	VAN	41	5
9	COL	82	9	NJD	41	5	ARI	41	5
10	SJS	82	9	NSH	41	5	TOR	41	4
11	CAR	82	8	NYI	41	4	DET	41	4
12	NSH	82	8	NYR	41	4	NYR	41	3
13	CBJ	82	8	BOS	41	4	PHI	41	3
14	NYR	82	7	WSH	41	4	BOS	41	3
15	BOS	82	7	STL	41	4	MTL	41	3
16	DET	82	7	ANA	41	4	OTT	41	3
17	VAN	82	7	LAK	41	4	CHI	41	3
18	NYI	82	6	MIN	41	4	NSH	41	3
19	CHI	82	6	CHI	41	3	DAL	41	3
20	MTL	82	5	DET	41	3	WPG	41	3
21	TOR	82	5	EDM	41	3	VGK	41	3
22	WSH	82	5	BUF	41	2	NYI	41	2
23	STL	82	5	MTL	41	2	CAR	41	2
24	ANA	82	5	VAN	41	2	FLA	41	2
25	MIN	82	5	SJS	41	2	CBJ	41	2
26	PHI	82	4	PHI	41	1	BUF	41	1
27	OTT	82	4	OTT	41	1	WSH	41	1
28	DAL	82	4	TOR	41	1	STL	41	1
29	LAK	82	4	FLA	41	1	ANA	41	1
30	BUF	82	3	COL	41	1	MIN	41	1
31	FLA	82	3	DAL	41	1	LAK	41	0
	Total	1271	233	Total	1271	124	Total	1271	109

2018-2019 GAME RELEASE INDIVIDUAL STATISTICS REPORTS

2018-2019 Individual Scoring Leaders

RK	PLAYER	TEAM	GP	TOI/G	G	A	PTS	+/-	PIM	PP	SHG	GW	S	S%
1	Nikita Kucherov	TBL	82	19:57	41	87	128	24	62	15	0	8	246	16.7
2	Connor McDavid	EDM	78	22:50	41	75	116	3	20	9	1	9	240	17.1
3	Patrick Kane	CHI	81	22:29	44	66	110	2	22	9	0	7	341	12.9
4	Leon Draisaitl	EDM	82	22:35	50	55	105	2	52	16	3	5	231	21.6
5	Brad Marchand	BOS	79	19:37	36	64	100	15	96	10	3	9	231	15.6
6	Sidney Crosby	PIT	79	20:59	35	65	100	18	36	12	0	3	220	15.9
7	Nathan MacKinnon	COL	82	22:05	41	58	99	20	34	12	0	6	365	11.2
8	Johnny Gaudreau	CGY	82	20:04	36	63	99	18	24	6	0	8	245	14.7
9	Steven Stamkos	TBL	82	18:18	45	53	98	4	37	19	2	6	234	19.2
10	Aleksander Barkov	FLA	82	22:21	35	61	96	-3	8	13	0	5	206	17.0
11	Mitchell Marner	TOR	82	19:49	26	68	94	22	22	3	1	5	233	11.2
12	Brayden Point	TBL	79	18:55	41	51	92	27	28	20	0	7	191	21.5
13	Jonathan Huberdeau	FLA	82	18:51	30	62	92	-14	40	11	0	5	226	13.3
14	Blake Wheeler	WPG	82	20:42	20	71	91	0	60	2	2	3	231	8.7
15	Alex Ovechkin	WSH	81	20:55	51	38	89	7	40	18	0	5	338	15.1
16	John Tavares	TOR	82	19:05	47	41	88	19	34	10	0	8	286	16.4
17	Mikko Rantanen	COL	74	20:50	31	56	87	13	54	16	0	4	193	16.1
18	Artemi Panarin	CBJ	79	19:51	28	59	87	14	23	6	0	8	191	14.7
19	Claude Giroux	PHI	82	21:27	22	63	85	9	24	2	1	4	229	9.6
20	Mark Scheifele	WPG	82	21:51	38	46	84	8	38	12	0	6	199	19.1
21	Sebastian Aho	CAR	82	20:09	30	53	83	25	26	3	4	7	243	12.3
22	Brent Burns	SJS	82	25:05	16	67	83	13	34	7	1	6	300	5.3
23	Sean Monahan	CGY	78	19:03	34	48	82	7	12	12	0	5	211	16.1
24	Jack Eichel	BUF	77	20:26	28	54	82	-11	26	8	0	2	303	9.2
25	Phil Kessel	PIT	82	17:58	27	55	82	-19	28	12	0	10	215	12.6
26	David Pastnak	BOS	66	18:45	38	43	81	6	32	17	0	4	235	16.2
27	Jonathan Toews	CHI	82	21:00	35	46	81	2	40	9	1	5	235	14.9
28	Tyler Seguin	DAL	82	20:44	33	47	80	17	18	9	0	8	334	9.9
29	Patrice Bergeron	BOS	65	18:28	32	47	79	23	30	9	4	3	205	15.6
30	Elias Lindholm	CGY	81	20:02	27	51	76	30	20	9	1	5	182	14.8

Defense Scoring Leaders

RK	PLAYER	TEAM	GP	TOI/G	G	A	PTS	+/-	PIM	PP	SHG	GW	S	S%
1	Brent Burns	SJS	82	25:05	16	67	83	13	34	7	1	6	300	5.3
2	Mark Giordano	CGY	78	24:14	17	57	74	39	69	3	4	2	221	7.7
3	Morgan Rielly	TOR	82	23:07	20	52	72	24	14	3	0	5	223	9.0
4	John Carlson	WSH	80	25:03	13	57	70	21	34	3	0	1	185	7.0
5	Keith Yandle	FLA	82	22:26	9	53	62	-17	50	7	0	2	199	4.5
6	Erik Gustafsson	CHI	79	22:35	17	43	60	-6	34	4	0	3	160	10.6
7	Tyson Barrie	COL	78	21:46	14	45	59	-3	36	2	0	2	218	6.4
8	Kris Letang	PIT	65	25:57	16	40	56	13	48	2	1	3	206	7.8
9	Roman Josi	NSH	82	25:09	15	41	56	9	42	2	0	4	274	5.5
10	Thomas Chabot	OTT	70	24:17	14	41	55	-12	32	1	1	2	185	7.6
11	Victor Hedman	TBL	70	22:46	12	42	54	24	44	2	0	4	182	6.6
12	Torey Krug	BOS	64	21:18	6	47	53	-2	33	2	0	2	151	4.0
13	Jacob Trouba	WPG	82	22:52	8	42	50	8	58	3	1	1	162	4.9
14	Ryan Suter	MIN	82	26:41	7	40	47	-8	41	3	1	2	136	5.1
15	Jeff Petry	MTL	82	23:07	13	33	46	-5	28	3	0	4	172	7.6
16	Ryan McDonagh	TBL	82	22:05	9	37	46	38	34	0	0	1	128	7.0
17	Seth Jones	CBJ	75	25:49	9	37	46	1	28	0	0	4	184	4.9
18	John Klingberg	DAL	64	24:31	10	35	45	6	12	5	0	5	153	6.5
19	Drew Doughty	LAK	82	26:35	8	37	45	-34	44	7	0	1	154	5.2
20	Erik Karlsson	SJS	53	24:29	3	42	45	6	22	2	0	1	169	1.8
21	Oliver Ekman-Larsson	ARI	81	23:38	14	30	44	-16	52	5	1	2	176	8.0
22	Zach Werenski	CBJ	82	22:53	11	33	44	-12	18	2	0	1	168	6.5
23	* Rasmus Dahlin	BUF	82	21:09	9	35	44	-13	34	5	0	4	177	5.1
24	Mattias Ekholm	NSH	80	23:21	8	36	44	27	47	2	0	3	146	5.5
25	Jared Spurgeon	MIN	82	24:08	14	29	43	-1	20	4	0	0	152	9.2
26	Rasmus Ristolainen	BUF	78	24:38	5	38	43	-41	38	1	0	2	182	2.7
27	Alex Pietrangolo	STL	71	24:04	13	28	41	2	22	3	0	2	168	7.7
28	Damell Nurse	EDM	82	23:49	10	31	41	-5	87	1	0	1	196	5.1
29	Ryan Ellis	NSH	82	24:00	7	34	41	21	20	1	1	2	149	4.7
30	Duncan Keith	CHI	82	23:01	6	34	40	13	70	0	0	1	141	4.3

Goals

RK	PLAYER	TEAM	GP	G
1	Alex Ovechkin	WSH	81	51
2	Leon Draisaitl	EDM	82	50
3	John Tavares	TOR	82	47
4	Steven Stamkos	TBL	82	45
5	Patrick Kane	CHI	81	44
6	Nikita Kucherov	TBL	82	41
7	Connor McDavid	EDM	78	41
8	Nathan MacKinnon	COL	82	41
9	Brayden Point	TBL	79	41
10	Alex DeBrincat	CHI	82	41
11	Cam Atkinson	CBJ	80	41
12	Jake Guentzel	PIT	82	40
13	Jeff Skinner	BUF	82	40
	3 players tied with 38			

Assists

RK	PLAYER	TEAM	GP	A
1	Nikita Kucherov	TBL	82	87
2	Connor McDavid	EDM	78	75
3	Blake Wheeler	WPG	82	71
4	Mitchell Marner	TOR	82	68
5	Brent Burns	SJS	82	67
6	Patrick Kane	CHI	81	66
7	Sidney Crosby	PIT	79	65
8	Brad Marchand	BOS	79	64
9	Johnny Gaudreau	CGY	82	63
10	Claude Giroux	PHI	82	63
11	Jonathan Huberdeau	FLA	82	62
12	Aleksander Barkov	FLA	82	61
13	Artemi Panarin	CBJ	79	59
14	Nathan MacKinnon	COL	82	58
	2 players tied with 57			

Power Play Goals

RK	PLAYER	TEAM	GP	PPG
1	Brayden Point	TBL	79	20
2	Steven Stamkos	TBL	82	19
3	Alex Ovechkin	WSH	81	18
4	Mike Hoffman	FLA	82	17
5	David Pastrnak	BOS	66	17
6	Mikko Rantanen	COL	74	16
7	Leon Draisaitl	EDM	82	16
8	Nikita Kucherov	TBL	82	15
9	Patrik Laine	WPG	82	15
10	Aleksander Barkov	FLA	82	13
11	Alex DeBrincat	CHI	82	13
	8 players tied with 12			

Shorthanded Goals

RK	PLAYER	TEAM	GP	SHG
1	Michael Grabner	ARI	41	6
2	Mark Jankowski	CGY	79	5
3	* Anthony Cirelli	TBL	82	5
4	Patrice Bergeron	BOS	65	4
5	Mark Giordano	CGY	78	4
6	Sebastian Aho	CAR	82	4
7	Cam Atkinson	CBJ	80	4
8	Jared McCann	PIT	78	4
	9 players tied with 3			

Power Play Assists

RK	PLAYER	TEAM	GP	PPA
1	Nikita Kucherov	TBL	82	33
2	Keith Yandle	FLA	82	32
3	Blake Wheeler	WPG	82	31
4	John Carlson	WSH	80	30
5	Torey Krug	BOS	64	28
6	Nathan MacKinnon	COL	82	25
7	Phil Kessel	PIT	82	24
8	Brad Marchand	BOS	79	24
9	Connor McDavid	EDM	78	24
10	Jonathan Huberdeau	FLA	82	23
11	Victor Hedman	TBL	70	23
12	Tyson Barrie	COL	78	23
	6 players tied with 21			

Shorthanded Assists

RK	PLAYER	TEAM	GP	SHA
1	Brad Marchand	BOS	79	4
2	Brent Burns	SJS	82	4
3	Teuvo Teravainen	CAR	82	4
4	Derek Ryan	CGY	81	4
5	Andy Greene	NJD	82	4
6	Brian Dumoulin	PIT	76	4
	13 players tied with 3			

Power Play Points

RK	PLAYER	TEAM	GP	PPP
1	Nikita Kucherov	TBL	82	48
2	Steven Stamkos	TBL	82	40
3	Keith Yandle	FLA	82	39
4	Nathan MacKinnon	COL	82	37
5	Phil Kessel	PIT	82	36
6	Brayden Point	TBL	79	35
7	Mike Hoffman	FLA	82	35
8	Jonathan Huberdeau	FLA	82	34
9	Brad Marchand	BOS	79	34
10	David Pastrnak	BOS	66	33
11	Mikko Rantanen	COL	74	33
12	Connor McDavid	EDM	78	33
13	John Carlson	WSH	80	33
14	Blake Wheeler	WPG	82	33
15	Aleksander Barkov	FLA	82	31

Shorthanded Points

RK	PLAYER	TEAM	GP	SHP
1	Michael Grabner	ARI	41	9
2	Mark Jankowski	CGY	79	8
3	Patrice Bergeron	BOS	65	7
4	Brad Marchand	BOS	79	7
5	* Anthony Cirelli	TBL	82	6
6	Mark Giordano	CGY	78	6
7	Brad Richardson	ARI	66	6
8	Sebastian Aho	CAR	82	5
9	Blake Coleman	NJD	78	5
10	Vladislav Namestnikov	NYR	78	5
11	Brent Burns	SJS	82	5
12	Teuvo Teravainen	CAR	82	5
	10 players tied with 4			

Game Winning Goals

RK	PLAYER	TEAM	GP	GW
1	Phil Kessel	PIT	82	10
2	Brad Marchand	BOS	79	9
3	Connor McDavid	EDM	78	9
4	Gabriel Landeskog	COL	73	9
5	Nikita Kucherov	TBL	82	8
6	Tyler Seguin	DAL	82	8
7	Johnny Gaudreau	CGY	82	8
8	John Tavares	TOR	82	8
9	Cam Atkinson	CBJ	80	8
10	Artemi Panarin	CBJ	79	8
	7 players tied with 7			

Shootout Game Deciding Goals

RK	PLAYER	TEAM	SO GP	SO GDG
1	Kevin Shattenkirk	NYR	8	3
2	Ryan Johansen	NSH	4	3
3	Sam Reinhart	BUF	6	3
4	Alex Ovechkin	WSH	4	2
5	Jonathan Toews	CHI	4	2
6	Josh Bailey	NYI	9	2
7	Ryan O'Reilly	STL	5	2
8	Victor Hedman	TBL	5	2
9	Markus Granlund	VAN	8	2
10	Jonathan Huberdeau	FLA	8	2
11	J.T. Miller	TBL	2	2
12	Alex Galchenyuk	ARI	6	2
	60 players tied with 1			

Shots

RK	PLAYER	TEAM	GP	S
1	Nathan MacKinnon	COL	82	365
2	Patrick Kane	CHI	81	341
3	Alex Ovechkin	WSH	81	338
4	Tyler Seguin	DAL	82	334
5	Jack Eichel	BUF	77	303
6	Brendan Gallagher	MTL	82	302
7	Brent Burns	SJS	82	300
8	Cam Atkinson	CBJ	80	295
9	Dylan Larkin	DET	76	287
10	John Tavares	TOR	82	286
11	Jonathan Marchessault	VGK	82	278
12	Vladimir Tarasenko	STL	76	275
13	Roman Josi	NSH	82	274
14	Jeff Skinner	BUF	82	268
15	Evander Kane	SJS	75	268

Plus/Minus

RK	PLAYER	TEAM	GP	±
1	Mark Giordano	CGY	78	39
2	Ryan McDonagh	TBL	82	38
3	Brett Pesce	CAR	73	35
4	Mikael Backlund	CGY	77	34
5	Brian Dumoulin	PIT	76	31
6	Ron Hainsey	TOR	81	30
7	Elias Lindholm	CGY	81	30
8	Teuvo Teravainen	CAR	82	30
9	TJ Brodie	CGY	79	29
10	Mattias Ekholm	NSH	80	27
11	Brayden Point	TBL	79	27
12	Nick Bonino	NSH	81	27
	4 players tied with 25			

Shooting Percentage

RK	PLAYER	TEAM	GP	Goals	Shots	Avg. SHOTS/G	SHOOTING %
1	Leon Draisaitl	EDM	81	49	228	2.8	21.5
2	Brayden Point	TBL	79	41	191	2.4	21.5
3	David Perron	STL	57	23	112	2.0	20.5
4	Joe Pavelski	SJS	74	38	186	2.5	20.4
5	Tomas Hertl	SJS	76	35	176	2.3	19.9
6	Elias Pettersson	VAN	71	28	144	2.0	19.4
7	Steven Stamkos	TBL	82	45	234	2.9	19.2
8	Cody Eakin	VGK	77	22	115	1.5	19.1
9	Mark Scheifele	WPG	81	37	196	2.4	18.9
10	Alex DeBrincat	CHI	82	41	220	2.7	18.6
11	Casey Cizikas	NYI	73	20	111	1.5	18.0
12	Matt Duchene	CBJ	73	31	172	2.4	18.0
13	Tyler Johnson	TBL	80	29	163	2.0	17.8
14	Joe Thornton	SJS	72	16	90	1.2	17.8
15	Jake Guentzel	PIT	82	40	227	2.8	17.6
16	Pavel Buchnevich	NYR	64	21	119	1.9	17.6
17	T.J. Oshie	WSH	69	25	143	2.1	17.5
18	Connor McDavid	EDM	77	41	236	3.1	17.4
19	Viktor Arvidsson	NSH	58	34	195	3.4	17.4
20	Ryan Strome	NYR	81	19	110	1.4	17.3
21	Jake DeBrusk	BOS	68	27	156	2.3	17.3
22	Alex Chiasson	EDM	72	21	122	1.7	17.2
23	Aleksander Barkov	FLA	82	35	206	2.5	17.0
24	Marcus Sorensen	SJS	79	17	100	1.3	17.0
25	Yanni Gourde	TBL	80	22	130	1.6	16.9
26	Tom Wilson	WSH	63	22	130	2.1	16.9
27	Nikita Kucherov	TBL	82	41	246	3.0	16.7
28	Mark Stone	VGK	77	33	199	2.6	16.6
	3 players tied with 16.4						

2018-2019 Individual Rookie Scoring Leaders

RK	PLAYER	TEAM	GP	TOI/G	G	A	PTS	±	PIM	PP	SHG	GW	S	S%
1	* Elias Pettersson	VAN	71	18:13	28	38	66	3	12	10	0	7	144	19.4
2	* Brady Tkachuk	OTT	71	16:01	22	23	45	-10	75	4	0	3	214	10.3
3	* Rasmus Dahlin	BUF	82	21:09	9	35	44	-13	34	5	0	4	177	5.1
4	* Andreas Johnsson	TOR	73	13:40	20	23	43	14	32	3	0	3	130	15.4
5	* Colin White	OTT	71	16:11	14	27	41	-24	24	5	0	2	123	11.4
6	* Anthony Cirelli	TBL	82	14:50	19	20	39	25	34	0	5	5	123	15.4
7	* Andrei Svechnikov	CAR	82	14:38	20	17	37	0	62	0	0	3	189	10.6
8	* Dominik Kahun	CHI	82	14:09	13	24	37	10	6	1	0	2	137	9.5
9	* Jesperi Kotkaniemi	MTL	79	13:44	11	23	34	1	26	1	0	2	134	8.2
10	* Oskar Lindblom	PHI	81	13:44	17	16	33	-9	20	2	0	2	162	10.5
11	* Miro Heiskanen	DAL	82	23:06	12	21	33	-14	16	2	0	4	182	6.6
12	* Robert Thomas	STL	70	13:04	9	24	33	-2	14	3	0	0	80	11.3
13	* Mathieu Joseph	TBL	70	11:21	13	13	26	5	26	0	0	1	95	13.7
14	* Casey Mittelstadt	BUF	77	13:27	12	13	25	-19	10	3	0	1	118	10.2
15	* Ryan Donato	MIN	56	13:41	10	15	25	-15	6	3	0	1	139	7.2
16	* Marcus Pettersson	PIT	84	16:40	2	23	25	17	86	1	0	0	87	2.3
17	* Jordan Greenway	MIN	81	13:37	12	12	24	-12	29	0	0	0	109	11.0
18	* Filip Chytil	NYR	75	13:47	11	12	23	-22	8	3	0	2	133	8.3
19	* Brett Howden	NYR	66	14:56	6	17	23	-16	14	0	0	1	74	8.1
20	* Filip Hronek	DET	46	19:57	5	18	23	-10	30	1	0	0	73	6.8
21	* Roope Hintz	DAL	58	14:03	9	13	22	-11	24	3	0	3	99	9.1
22	* Austin Wagner	LAK	62	08:55	12	9	21	2	16	0	0	0	67	17.9
23	* Travis Boyd	WSH	53	09:49	5	15	20	6	6	0	0	1	35	14.3
24	* Rasmus Andersson	CGY	79	16:02	2	17	19	17	23	0	0	0	115	1.7
25	* Conor Garland	ARI	47	12:47	13	5	18	1	12	4	0	2	118	11.0
26	* Henrik Borgstrom	FLA	50	12:00	8	10	18	-14	4	3	0	0	54	14.8
27	* Michael Rasmussen	DET	62	12:04	8	10	18	-8	29	4	0	0	74	10.8
28	* Devon Toews	NYI	48	17:53	5	13	18	7	4	1	0	2	81	6.2
3 players tied with 17														

Rookie Goals

RK	PLAYER	TEAM	GP	G
1	* Elias Pettersson	VAN	71	28
2	* Brady Tkachuk	OTT	71	22
3	* Andreas Johnsson	TOR	73	20
4	* Andrei Svechnikov	CAR	82	20
5	* Anthony Cirelli	TBL	82	19
6	* Oskar Lindblom	PHI	81	17
7	* Colin White	OTT	71	14
8	* Dominik Kahun	CHI	82	13
9	* Mathieu Joseph	TBL	70	13
10	* Conor Garland	ARI	47	13
11	* Miro Heiskanen	DAL	82	12
12	* Casey Mittelstadt	BUF	77	12
13	* Jordan Greenway	MIN	81	12
14	* Austin Wagner	LAK	62	12
15	* Brendan Lemieux	NYR	63	12

Rookie Assists

RK	PLAYER	TEAM	GP	A
1	* Elias Pettersson	VAN	71	38
2	* Rasmus Dahlin	BUF	82	35
3	* Colin White	OTT	71	27
4	* Dominik Kahun	CHI	82	24
5	* Robert Thomas	STL	70	24
6	* Brady Tkachuk	OTT	71	23
7	* Andreas Johnsson	TOR	73	23
8	* Jesperi Kotkaniemi	MTL	79	23
9	* Marcus Pettersson	PIT	84	23
10	* Miro Heiskanen	DAL	82	21
11	* Anthony Cirelli	TBL	82	20
12	* Filip Hronek	DET	46	18
13	* Andrei Svechnikov	CAR	82	17
14	* Brett Howden	NYR	66	17
15	* Rasmus Andersson	CGY	79	17

Rookie Power Play Goals

RK	PLAYER	TEAM	GP	PPG
1	* Elias Pettersson	VAN	71	10
2	* Rasmus Dahlin	BUF	82	5
3	* Colin White	OTT	71	5
4	* Brady Tkachuk	OTT	71	4
5	* Dennis Cholowski	DET	52	4
6	* Maxime Lajoie	OTT	56	4
7	* Conor Garland	ARI	47	4
8	* Michael Rasmussen	DET	62	4
8 players tied with 3				

Rookie Shorthanded Goals

RK	PLAYER	TEAM	GP	SHG
1	* Anthony Cirelli	TBL	82	5
2	* Teddy Blueger	PIT	28	1
3	* Vladislav Kamenev	COL	23	1
4	* Sam Steel	ANA	22	1
5	* Zach Aston-Reese	PIT	43	1
6	* Christoffer Ehn	DET	60	1
7	* Kevin Rooney	NJD	41	1
8	* Lias Andersson	NYR	42	1
9	* Joey Anderson	NJD	34	1
10	* Sheldon Dries	COL	40	1
11	* Alexandre Fortin	CHI	24	1

Rookie Power Play Assists

RK	PLAYER	TEAM	GP	PPA
1	* Rasmus Dahlin	BUF	82	15
2	* Elias Pettersson	VAN	71	12
3	* Casey Mittelstadt	BUF	77	7
4	* Brady Tkachuk	OTT	71	6
5	* Miro Heiskanen	DAL	82	6
6	* Dennis Cholowski	DET	52	5
7	* Ryan Donato	MIN	56	5
8	* Andrei Svechnikov	CAR	82	5
8 players tied with 4				

Rookie Shorthanded Assists

RK	PLAYER	TEAM	GP	SHA
1	* Teddy Blueger	PIT	28	2
2	* Mathieu Joseph	TBL	70	2
3	* Anthony Cirelli	TBL	82	1
4	* Miro Heiskanen	DAL	82	1
5	* Marcus Pettersson	PIT	84	1
6	* Filip Hronek	DET	46	1
7	* Carl Dahlstrom	CHI	38	1
8	* Juho Lammikko	FLA	40	1

Rookie Power Play Points

RK	PLAYER	TEAM	GP	PPP
1	* Elias Pettersson	VAN	71	22
2	* Rasmus Dahlin	BUF	82	20
3	* Brady Tkachuk	OTT	71	10
4	* Casey Mittelstadt	BUF	77	10
5	* Dennis Cholowski	DET	52	9
6	* Colin White	OTT	71	8
7	* Maxime Lajoie	OTT	56	8
8	* Ryan Donato	MIN	56	8
9	* Miro Heiskanen	DAL	82	8
10	* Robert Thomas	STL	70	7
11	* Filip Chytil	NYR	75	7
12	* Henrik Borgstrom	FLA	50	7
4 players tied with 6				

Rookie Shorthanded Points

RK	PLAYER	TEAM	GP	SHP
1	* Anthony Cirelli	TBL	82	6
2	* Teddy Blueger	PIT	28	3
3	* Mathieu Joseph	TBL	70	2
14 players tied with 1				

Rookie Game Winning Goals

RK	PLAYER	TEAM	GP	GW
1	* Elias Pettersson	VAN	71	7
2	* Anthony Cirelli	TBL	82	5
3	* Miro Heiskanen	DAL	82	4
4	* Rasmus Dahlin	BUF	82	4
5	* Andrei Svechnikov	CAR	82	3
6	* Warren Foegele	CAR	77	3
7	* Andreas Johnsson	TOR	73	3
8	* Brady Tkachuk	OTT	71	3
9	* Roope Hintz	DAL	58	3
10 players tied with 2				

Rookie Shootout Game Deciding Goals

RK	PLAYER	TEAM	SO GP	SO GDG
1	* Ryan Donato	BOS	1	1
2	* Sammy Blais	STL	1	1
3	* Troy Terry	ANA	3	1
4	* Casey Mittelstadt	BUF	5	1
5	* Elias Pettersson	VAN	10	1
6	* Ryan Poehling	MTL	1	1

Rookie Shots

RK	PLAYER	TEAM	GP	S
1	* Brady Tkachuk	OTT	71	214
2	* Andrei Svechnikov	CAR	82	189
3	* Miro Heiskanen	DAL	82	182
4	* Rasmus Dahlin	BUF	82	177
5	* Oskar Lindblom	PHI	81	162
6	* Elias Pettersson	VAN	71	144
7	* Ryan Donato	MIN	56	139
8	* Dominik Kahun	CHI	82	137
9	* Jesperi Kotkanlehti	MTL	79	134
10	* Filip Chytil	NYR	75	133
11	* Andreas Johnsson	TOR	73	130
12	* Anthony Cirelli	TBL	82	123
13	* Colin White	OTT	71	123
14	* Casey Mittelstadt	BUF	77	118
15	* Conor Garland	ARI	47	118

Rookie Plus/Minus

RK	PLAYER	TEAM	GP	+/−
1	* Anthony Cirelli	TBL	82	25
2	* Erik Cernak	TBL	58	25
3	* Marcus Pettersson	PIT	84	17
4	* Rasmus Andersson	CGY	79	17
5	* Andreas Johnsson	TOR	73	14
6	* Zach Aston-Reese	PIT	43	12
7	* Andrew Mangiapane	CGY	44	11
8	* Dominik Kahun	CHI	82	10
9	* Carl Dahlstrom	CHI	38	9
10	* Mason Appleton	WPG	36	9
11	* Troy Terry	ANA	32	8
12	* Devon Toews	NYI	48	7
13	* Radim Simek	SJS	41	7
14	* Teddy Blueger	PIT	28	7
3 players tied with 6				

Shooting Percentage

RK	PLAYER	TEAM	GP	Goals	Shots	Avg. SHOTS/G	SHOOTING %
1	* Elias Pettersson	VAN	71	28	144	2.0	19.4
2	* Anthony Cirelli	TBL	82	19	123	1.5	15.4
3	* Andreas Johnsson	TOR	73	20	130	1.8	15.4
4	* Mathieu Joseph	TBL	70	13	95	1.4	13.7
5	* Colin White	OTT	71	14	123	1.7	11.4
6	* Jordan Greenway	MIN	81	12	109	1.3	11.0
7	* Conor Garland	ARI	46	13	118	2.6	11.0
8	* Andrei Svechnikov	CAR	82	20	189	2.3	10.6
9	* Oskar Lindblom	PHI	81	17	162	2.0	10.5
10	* Brady Tkachuk	OTT	71	22	214	3.0	10.3
11	* Casey Mittelstadt	BUF	77	12	118	1.5	10.2
12	* Dominik Kahun	CHI	82	13	137	1.7	9.5
13	* Warren Foegele	CAR	77	10	106	1.4	9.4
14	* Roope Hintz	DAL	58	9	99	1.7	9.1
15	* Filip Chytil	NYR	75	11	133	1.8	8.3
16	* Jesperi Kotkaniemi	MTL	79	11	134	1.7	8.2
17	* Ryan Donato	MIN	56	10	139	2.5	7.2
18	* Luke Kunin	MIN	49	6	88	1.8	6.8
19	* Miro Heiskanen	DAL	82	12	182	2.2	6.6
20	* Rasmus Dahlin	BUF	82	9	177	2.2	5.1
21	* Erik Cernak	TBL	58	5	107	1.8	4.7
22	* Marcus Pettersson	PIT	84	2	87	1.0	2.3
23	* Rasmus Andersson	CGY	78	2	111	1.4	1.8

2018-2019 GAME RELEASE GOALTENDING REPORTS

Goals Against Average (min. 21 games played)

RK	PLAYER	TEAM	GP	MIN	GA	GAA	W	L	OT
1	* Jordan Binnington	STL	32	1876:25	59	1.89	24	5	1
2	Ben Bishop	DAL	46	2637:18	87	1.88	27	15	2
3	Robin Lehner	NYI	46	2615:49	93	2.13	25	13	5
4	Thomas Greiss	NYI	43	2293:42	87	2.28	23	14	2
5	Jack Campbell	LAK	31	1592:46	61	2.30	10	14	1
6	Darcy Kuemper	ARI	55	3251:15	126	2.33	27	20	8
7	Jaroslav Halak	BOS	40	2308:07	90	2.34	22	11	4
8	Petr Mrazek	CAR	40	2386:51	95	2.39	23	14	3
9	Andrei Vasilevskiy	TBL	53	3203:45	128	2.40	39	10	4
10	Pekka Rinne	NSH	56	3219:44	130	2.42	30	19	4

Wins, Losses, and OT

RK	PLAYER	TEAM	GP	MIN	W	L	OT
1	Andrei Vasilevskiy	TBL	53	3203:45	39	10	4
2	Sergei Bobrovsky	CBJ	62	3556:40	37	24	1
3	Martin Jones	SJS	62	3597:13	36	19	5
4	Frederik Andersen	TOR	60	3510:15	36	16	7
5	Carey Price	MTL	66	3880:15	35	24	6
6	Marc-Andre Fleury	VGK	61	3635:08	35	21	5
7	Connor Hellebuyck	WPG	63	3704:06	34	23	3
8	Braden Holtby	WSH	59	3406:34	32	19	5
9	Devan Dubnyk	MIN	67	3855:16	31	28	6
10	Pekka Rinne	NSH	56	3219:44	30	19	4

Save Percentage (min. 21 games played)

RK	PLAYER	TEAM	GP	MIN	GA	SA	SV%	W	L	OT
1	Ben Bishop	DAL	46	2637:18	87	1323	.934	27	15	2
2	Robin Lehner	NYI	46	2615:49	93	1323	.930	25	13	5
3	Jack Campbell	LAK	31	1592:46	61	845	.928	10	14	1
4	* Jordan Binnington	STL	32	1876:25	59	807	.927	24	5	1
5	Thomas Greiss	NYI	43	2293:42	87	1185	.927	23	14	2
6	Andrei Vasilevskiy	TBL	53	3203:45	128	1713	.925	39	10	4
7	Darcy Kuemper	ARI	55	3251:15	126	1677	.925	27	20	8
8	Laurent Brossolt	WPG	21	1165:17	49	652	.925	13	6	2
9	Anton Khudobin	DAL	41	2219:30	95	1232	.923	16	17	5
10	Jaroslav Halak	BOS	40	2308:07	90	1158	.922	22	11	4

Shutouts

RK	PLAYER	TEAM	GP	MIN	SO	SA	W	L	OT
1	Sergei Bobrovsky	CBJ	62	3556:40	9	1756	37	24	1
2	Marc-Andre Fleury	VGK	61	3635:08	8	1745	35	21	5
3	Ben Bishop	DAL	46	2637:18	7	1323	27	15	2
4	Andrei Vasilevskiy	TBL	53	3203:45	6	1713	39	10	4
5	Robin Lehner	NYI	46	2615:49	6	1323	25	13	5
6	Darcy Kuemper	ARI	55	3251:15	5	1677	27	20	8
7	Jaroslav Halak	BOS	40	2308:07	5	1158	22	11	4
8	Thomas Greiss	NYI	43	2293:42	5	1185	23	14	2
9	* Jordan Binnington	STL	32	1876:25	5	807	24	5	1
10	Carey Price	MTL	66	3880:15	4	1952	35	24	6

2018-2019 Record of Goaltenders

Sw #	New York Islanders	GPI	MINS	AVG	W	L	OT	SO	GA	SA	SV %	G	A	PIM
40	Robin Lehner	46	2616	2.13	25	13	5	6	93	1323	.930	0	1	0
1	Thomas Greiss	43	2294	2.28	23	14	2	5	87	1185	.927	0	1	4
33	* Christopher Gibson	2	40	1.50	0	0	0	0	1	17	.941	0	0	0
	Empty Net Goals								10	10				
	New York Islanders Totals	82	4,983	2.30	48	27	7	11	191	2534	.925	0	2	4
Sw #	Dallas Stars	GPI	MINS	AVG	W	L	OT	SO	GA	SA	SV %	G	A	PIM
30	Ben Bishop	46	2637	1.98	27	15	2	7	87	1323	.934	0	2	2
35	Anton Khudobin	41	2220	2.57	16	17	5	2	95	1232	.923	0	0	2
41	* Landon Bow	2	58	1.03	0	0	0	0	1	19	.947	0	0	0
	Empty Net Goals								17	17				
	Dallas Stars Totals	82	4,962	2.42	43	32	7	10	200	2591	.923	0	2	4
Sw #	Boston Bruins	GPI	MINS	AVG	W	L	OT	SO	GA	SA	SV %	G	A	PIM
40	Tuukka Rask	46	2635	2.48	27	13	5	4	109	1245	.912	0	2	4
41	Jaroslav Halak	40	2308	2.34	22	11	4	5	90	1158	.922	0	4	0
	Empty Net Goals								13	13				
	Boston Bruins Totals	82	4,983	2.55	49	24	9	9	212	2416	.912	0	6	4
Sw #	Nashville Predators	GPI	MINS	AVG	W	L	OT	SO	GA	SA	SV %	G	A	PIM
35	Pekka Rinne	56	3220	2.42	30	19	4	4	130	1581	.918	0	0	4
74	Juuse Saros	31	1696	2.62	17	10	2	3	74	870	.915	0	0	0
	Empty Net Goals								8	8				
	Nashville Predators Totals	82	4,967	2.56	47	29	6	7	212	2459	.914	0	0	4

Sw #	St. Louis Blues	GPI	MINS	AVG	W	L	OT	SO	GA	SA	SV %	G	A	PIM
34	Jake Allen	46	2568	2.83	19	17	8	3	121	1277	.905	0	0	0
50	* Jordan Binnington	32	1876	1.89	24	5	1	5	59	807	.927	0	0	0
1	Chad Johnson	10	491	3.54	2	6	0	1	29	250	.884	0	0	0
	Empty Net Goals								11	11				
	St. Louis Blues Totals	82	4,980	2.65	45	28	9	9	220	2345	.906	0	0	0
Sw #	Arizona Coyotes	GPI	MINS	AVG	W	L	OT	SO	GA	SA	SV %	G	A	PIM
35	Darcy Kuemper	55	3251	2.33	27	20	8	5	126	1677	.925	0	2	14
31	* Adin Hill	13	696	2.76	7	5	0	1	32	322	.901	0	0	0
32	Antti Raanta	12	687	2.88	5	6	0	0	33	351	.906	0	1	0
30	Calvin Pickard	6	283	3.60	0	4	0	0	17	157	.892	0	0	0
1	* Hunter Miska	1	18	3.33	0	0	0	0	1	9	.889	0	0	0
	Empty Net Goals								11	11				
	Arizona Coyotes Totals	82	4,980	2.65	39	35	8	6	220	2527	.913	0	3	14
Sw #	Tampa Bay Lightning	GPI	MINS	AVG	W	L	OT	SO	GA	SA	SV %	G	A	PIM
88	Andrei Vasilevskiy	53	3204	2.40	39	10	4	6	128	1713	.925	0	3	6
70	Louis Domingue	26	1561	2.88	21	5	0	0	75	812	.908	0	1	4
80	Edward Pasquale	3	182	3.96	2	1	0	0	12	102	.882	0	0	0
	Empty Net Goals								6	6				
	Tampa Bay Lightning Totals	82	4,979	2.66	62	16	4	6	221	2633	.916	0	4	10
Sw #	Carolina Hurricanes	GPI	MINS	AVG	W	L	OT	SO	GA	SA	SV %	G	A	PIM
34	Petr Mrazek	40	2387	2.39	23	14	3	4	95	1104	.914	0	1	6
35	Curtis McElhinney	33	1978	2.58	20	11	2	2	85	968	.912	0	0	0
33	Scott Darling	8	486	3.33	2	4	2	0	27	233	.884	0	0	0
39	* Alex Nedeljkovic	1	60	2.00	1	0	0	0	2	26	.923	0	0	0
	Empty Net Goals								12	12				
	Carolina Hurricanes Totals	82	4,957	2.67	46	29	7	6	221	2343	.906	0	1	6
Sw #	Calgary Flames	GPI	MINS	AVG	W	L	OT	SO	GA	SA	SV %	G	A	PIM
33	David Rittich	45	2503	2.61	27	9	5	1	109	1228	.911	0	0	4
41	Mike Smith	42	2400	2.73	23	16	2	2	109	1069	.898	0	3	2
	Empty Net Goals								5	5				
	Calgary Flames Totals	82	4,950	2.70	50	25	7	3	223	2302	.903	0	3	6
Sw #	Vegas Golden Knights	GPI	MINS	AVG	W	L	OT	SO	GA	SA	SV %	G	A	PIM
29	Marc-Andre Fleury	61	3635	2.51	35	21	5	8	152	1745	.913	0	2	4
30	* Malcolm Subban	21	1227	2.93	8	10	2	1	60	612	.902	0	0	4
33	* Maxime Lagace	1	60	4.00	0	1	0	0	4	31	.871	0	0	0
	Empty Net Goals								12	12				
	Vegas Golden Knights Totals	82	4,959	2.76	43	32	7	9	228	2399	.905	0	2	8
Sw #	Columbus Blue Jackets	GPI	MINS	AVG	W	L	OT	SO	GA	SA	SV %	G	A	PIM
72	Sergei Bobrovsky	62	3557	2.58	37	24	1	9	153	1756	.913	0	0	2
70	Joonas Korpi	27	1361	2.95	10	7	3	0	67	651	.897	0	0	0
	Empty Net Goals								11	11				
	Columbus Blue Jackets Totals	82	4,953	2.80	47	31	4	9	231	2418	.904	0	0	2
Sw #	Minnesota Wild	GPI	MINS	AVG	W	L	OT	SO	GA	SA	SV %	G	A	PIM
40	Devan Dubnyk	67	3855	2.54	31	28	6	2	163	1877	.913	0	2	2
32	Alex Stalock	21	1065	2.99	6	8	3	0	53	525	.899	0	2	4
	Empty Net Goals								17	17				
	Minnesota Wild Totals	82	4,968	2.81	37	36	9	2	233	2419	.904	0	4	6
Sw #	Montréal Canadiens	GPI	MINS	AVG	W	L	OT	SO	GA	SA	SV %	G	A	PIM
31	Carey Price	66	3880	2.49	35	24	6	4	161	1952	.918	0	1	2
37	Antti Niemi	17	969	3.78	8	6	2	0	61	539	.887	0	1	0
39	* Charlie Lindgren	1	65	4.62	1	0	0	0	5	49	.898	0	0	0
	Empty Net Goals								9	9				
	Montréal Canadiens Totals	82	4,957	2.86	44	30	8	4	236	2548	.907	0	2	2
Sw #	Pittsburgh Penguins	GPI	MINS	AVG	W	L	OT	SO	GA	SA	SV %	G	A	PIM
30	Matt Murray	50	2880	2.69	29	14	6	4	129	1594	.919	0	0	4
1	Casey DeSmith	36	1944	2.75	15	11	5	3	89	1060	.916	0	0	2
35	Tristan Jarry	2	120	3.50	0	1	1	0	7	62	.887	0	0	0
	Empty Net Goals								13	13				
	Pittsburgh Penguins Totals	82	4,981	2.87	44	26	12	7	238	2729	.913	0	0	6
Sw #	Winnipeg Jets	GPI	MINS	AVG	W	L	OT	SO	GA	SA	SV %	G	A	PIM
37	Connor Hellebuyck	63	3704	2.90	34	23	3	2	179	2051	.913	0	3	4
30	Laurent Brossoit	21	1165	2.52	13	6	2	1	49	652	.925	0	0	0
1	* Eric Comrie	1	60	5.00	0	1	0	0	5	28	.821	0	0	0
	Empty Net Goals								10	10				
	Winnipeg Jets Totals	82	4,966	2.94	47	30	5	3	243	2741	.911	0	3	4
Sw #	Colorado Avalanche	GPI	MINS	AVG	W	L	OT	SO	GA	SA	SV %	G	A	PIM
1	Semyon Varlamov	49	2839	2.87	20	19	9	2	136	1496	.909	0	0	2
31	Philipp Grubauer	37	2021	2.64	18	9	5	3	89	1071	.917	0	0	0
39	Pavel Francouz	2	61	1.97	0	2	0	0	2	35	.943	0	0	0
	Empty Net Goals								17	17				
	Colorado Avalanche Totals	82	4,972	2.94	38	30	14	5	244	2619	.907	0	0	2

Sw #	Vancouver Canucks	GPI	MINS	AVG	W	L	OT	SO	GA	SA	SV %	G	A	PIM
25	Jacob Markstrom	60	3599	2.77	28	23	9	1	166	1896	.912	0	3	2
31	Anders Nilsson	12	718	3.09	3	8	1	0	37	353	.895	0	0	0
35	* Thatcher Demko	9	534	2.81	4	3	1	0	25	288	.913	0	1	0
32	Richard Bachman	1	60	6.00	0	1	0	0	6	29	.793	0	0	0
75	* Michael DiPietro	1	60	7.00	0	1	0	0	7	24	.708	0	0	0
	Empty Net Goals								7	7				
	Vancouver Canucks Totals	82	5,009	2.97	35	36	11	1	248	2597	.905	0	4	2
Sw #	Washington Capitals	GPI	MINS	AVG	W	L	OT	SO	GA	SA	SV %	G	A	PIM
70	Braden Holtby	59	3407	2.82	32	19	5	3	160	1795	.911	0	2	2
1	Phoenix Copley	27	1529	2.90	16	7	3	1	74	776	.905	0	1	0
	Empty Net Goals								14	14				
	Washington Capitals Totals	82	4,977	2.99	48	26	8	4	248	2584	.904	0	3	2
Sw #	Anaheim Ducks	GPI	MINS	AVG	W	L	OT	SO	GA	SA	SV %	G	A	PIM
36	John Gibson	58	3233	2.84	26	22	8	2	153	1838	.917	0	0	2
30	Ryan Miller	20	1109	2.76	8	7	2	1	51	578	.912	0	0	0
1	Chad Johnson	9	320	3.75	0	5	0	0	20	156	.872	0	0	0
40	Kevin Boyle	5	277	2.17	1	3	0	1	10	139	.928	0	0	0
	Empty Net Goals								14	14				
	Anaheim Ducks Totals	82	4,972	2.99	35	37	10	4	248	2725	.909	0	0	2
Sw #	Toronto Maple Leafs	GPI	MINS	AVG	W	L	OT	SO	GA	SA	SV %	G	A	PIM
31	Frederik Andersen	60	3510	2.77	36	16	7	1	162	1958	.917	0	1	2
40	* Garret Sparks	20	1105	3.15	8	9	1	1	58	592	.902	0	0	0
30	Michael Hutchinson	5	295	2.64	2	3	0	1	13	152	.914	0	0	0
	Empty Net Goals								16	16				
	Toronto Maple Leafs Totals	82	4,958	3.01	46	28	8	3	249	2717	.908	0	1	2
Sw #	San Jose Sharks	GPI	MINS	AVG	W	L	OT	SO	GA	SA	SV %	G	A	PIM
31	Martin Jones	62	3597	2.94	36	19	5	3	176	1699	.896	0	1	2
30	Aaron Dell	25	1323	3.17	10	8	4	2	70	613	.886	0	0	0
	Empty Net Goals								12	12				
	San Jose Sharks Totals	82	4,962	3.12	46	27	9	5	258	2323	.889	0	1	2
Sw #	Los Angeles Kings	GPI	MINS	AVG	W	L	OT	SO	GA	SA	SV %	G	A	PIM
32	Jonathan Quick	46	2648	3.38	16	23	7	2	149	1329	.888	0	2	6
36	Jack Campbell	31	1593	2.30	10	14	1	2	61	845	.928	0	1	0
40	* Cal Petersen	11	622	2.60	5	4	1	1	27	355	.924	0	0	0
31	Peter Budaj	3	72	5.00	0	1	0	0	6	33	.818	0	0	0
	Empty Net Goals								16	16				
	Los Angeles Kings Totals	82	4,980	3.12	31	42	9	5	259	2578	.900	0	3	6
Sw #	New York Rangers	GPI	MINS	AVG	W	L	OT	SO	GA	SA	SV %	G	A	PIM
30	Henrik Lundqvist	52	3089	3.07	18	23	10	0	158	1699	.907	0	3	0
40	* Alexandar Georgiev	33	1874	2.91	14	13	4	2	91	1057	.914	0	2	2
	Empty Net Goals								18	18				
	New York Rangers Totals	82	5,002	3.20	32	36	14	2	267	2774	.904	0	5	2
Sw #	Buffalo Sabres	GPI	MINS	AVG	W	L	OT	SO	GA	SA	SV %	G	A	PIM
40	Carter Hutton	50	2840	3.00	18	25	5	0	142	1541	.908	0	1	2
35	* Linus Ullmark	37	2102	3.11	15	14	5	2	109	1146	.905	0	1	0
	Empty Net Goals								17	17				
	Buffalo Sabres Totals	82	4,994	3.22	33	39	10	2	268	2704	.901	0	2	2
Sw #	New Jersey Devils	GPI	MINS	AVG	W	L	OT	SO	GA	SA	SV %	G	A	PIM
1	Keith Kinkaid	41	2302	3.36	15	18	6	3	129	1188	.891	0	0	0
35	Cory Schneider	26	1372	3.06	6	13	4	1	70	718	.903	0	0	0
29	* Mackenzie Blackwood	23	1264	2.61	10	10	0	2	55	669	.918	0	0	0
	Empty Net Goals								17	17				
	New Jersey Devils Totals	82	4,984	3.26	31	41	10	6	271	2592	.895	0	0	0
Sw #	Detroit Red Wings	GPI	MINS	AVG	W	L	OT	SO	GA	SA	SV %	G	A	PIM
35	Jimmy Howard	55	3053	3.07	23	22	5	0	156	1709	.909	0	1	2
45	Jonathan Bernier	35	1860	3.16	9	18	5	1	98	1025	.904	0	0	0
36	* Kaden Fulcher	1	27	4.44	0	0	0	0	2	11	.818	0	0	0
	Empty Net Goals								16	16				
	Detroit Red Wings Totals	82	4,996	3.27	32	40	10	2	272	2761	.901	0	1	2
Sw #	Edmonton Oilers	GPI	MINS	AVG	W	L	OT	SO	GA	SA	SV %	G	A	PIM
19	Mikko Koskinen	55	2992	2.93	25	21	6	4	146	1551	.906	0	2	2
33	Cam Talbot	31	1695	3.36	10	15	3	1	95	888	.893	0	1	0
32	* Anthony Stolarz	6	239	3.77	0	2	0	0	15	145	.897	0	0	0
	Empty Net Goals								15	15				
	Edmonton Oilers Totals	82	4,967	3.27	35	38	9	5	271	2599	.896	0	3	2
Sw #	Florida Panthers	GPI	MINS	AVG	W	L	OT	SO	GA	SA	SV %	G	A	PIM
1	Roberto Luongo	43	2347	3.12	18	16	5	1	122	1205	.899	0	1	0
34	James Reimer	36	1805	3.09	13	12	5	0	93	929	.900	0	0	0
33	* Sam Montembeault	11	591	3.05	4	3	2	0	30	282	.894	0	1	0
30	Michael Hutchinson	4	201	4.18	1	1	2	0	14	87	.839	0	0	0
	Empty Net Goals								14	14				
	Florida Panthers Totals	82	4,999	3.28	36	32	14	1	273	2516	.891	0	2	0

Sw #	Philadelphia Flyers	GPI	MINS	AVG	W	L	OT	SO	GA	SA	SV %	G	A	PIM
79	* Carter Hart	31	1717	2.83	16	13	1	0	81	976	.917	0	0	0
37	Brian Elliott	26	1397	2.96	11	11	1	1	69	741	.907	0	1	2
32	* Anthony Stolarz	12	630	3.33	4	3	3	1	35	358	.902	0	0	0
30	Calvin Pickard	11	464	4.01	4	2	2	1	31	227	.863	0	0	2
30	Michal Neuvirth	7	366	4.26	1	4	1	0	26	184	.859	0	0	0
33	Cam Talbot	4	211	3.70	1	2	0	0	13	109	.881	0	0	0
34	* Alex Lyon	2	71	5.07	0	1	0	0	6	31	.806	0	0	0
56	Mike McKenna	1	57	4.21	0	1	0	0	4	24	.833	0	0	0
	Empty Net Goals								15	15				
	Philadelphia Flyers Totals	82	4,963	3.38	37	37	8	3	280	2665	.895	0	1	4

Sw #	Chicago Blackhawks	GPI	MINS	AVG	W	L	OT	SO	GA	SA	SV %	G	A	PIM
50	Corey Crawford	39	2213	2.93	14	18	5	2	108	1176	.908	0	4	0
30	Cam Ward	33	1882	3.67	16	12	4	0	115	1113	.897	0	1	4
60	* Collin Delia	16	831	3.61	6	4	3	0	50	545	.908	0	0	0
	Empty Net Goals								18	18				
	Chicago Blackhawks Totals	82	4,979	3.51	36	34	12	2	291	2852	.898	0	5	4

Sw #	Ottawa Senators	GPI	MINS	AVG	W	L	OT	SO	GA	SA	SV %	G	A	PIM
41	Craig Anderson	50	2785	3.51	17	27	4	2	163	1676	.903	0	2	0
31	Anders Nilsson	24	1322	2.90	11	11	0	2	64	745	.914	0	1	0
56	Mike McKenna	10	454	3.96	1	4	1	0	30	292	.897	0	0	0
35	* Marcus Hogberg	4	206	4.08	0	2	1	0	14	121	.884	0	0	0
1	Mike Condon	2	75	6.40	0	2	0	0	8	40	.800	0	0	0
34	* Joey Daccord	1	60	5.00	0	1	0	0	5	40	.875	0	0	0
	Empty Net Goals								17	17				
	Ottawa Senators Totals	82	4,944	3.65	29	47	6	4	301	2931	.897	0	3	0

Team totals include Empty Net Goals, exclude Shootout goals.

2018-2019 PLAYERS BY TEAM

2018-2019 Players By Team - Anaheim Ducks

RK	POS	PLAYER	SW#	GP	TO/G	G	A	PTS	+/−	PIM	PP	SHG	GW	S	%	
1	C	Ryan Getzlaf	15	67	19:27	14	34	48	−19	58	1	0	2	133	10.5	
2	R	Jakob Silfverberg	33	73	17:05	24	19	43	−9	28	3	2	4	163	14.7	
3	L	Rickard Rakell	67	69	18:28	18	25	43	−13	27	6	0	2	194	9.3	
4	C	Adam Henrique	14	82	16:27	18	24	42	−5	24	8	0	3	122	14.8	
5	L	Nick Ritchie	37	60	15:00	9	22	31	6	82	2	0	2	96	9.4	
6	C	Devin Shore	29	76	14:15	10	19	29	−12	13	2	2	4	82	12.2	
7	D	Hampus Lindholm	47	76	23:59	6	22	28	−5	44	1	0	0	125	4.8	
8	R	Daniel Sprong	11	63	11:57	14	9	23	−16	10	2	0	3	125	11.2	
9	D	Cam Fowler	4	59	23:22	5	18	23	−14	20	1	0	2	88	5.7	
10	C	Carter Rowney	24	62	12:33	7	13	20	0	12	0	1	0	53	13.2	
11	R	Ondrej Kase	25	30	15:39	11	9	20	0	2	1	0	2	94	11.7	
12	D	Josh Manson	42	74	22:18	3	13	16	−8	62	0	0	0	96	3.1	
13	C	Derek Grant	38	56	11:41	4	10	14	−6	14	0	0	1	74	5.4	
14	R	* Troy Terry	61	32	13:56	4	9	13	8	2	2	0	0	25	16.0	
15	R	* Kiefer Sherwood	64	50	11:22	6	6	12	1	8	0	0	1	60	10.0	
16	C	* Sam Steel	34	22	14:57	6	5	11	2	8	0	1	0	33	18.2	
17	R	Corey Perry	10	31	14:49	6	4	10	−16	27	2	0	1	59	10.2	
18	C	Ryan Kesler	17	60	16:29	5	3	8	−19	44	1	0	1	86	5.8	
19	L	* Max Comtois	53	10	14:35	2	5	7	3	7	0	0	1	9	22.2	
20	D	* Jacob Larsson	32	49	17:06	0	5	5	−4	16	0	0	0	57	0.0	
21	L	* Max Jones	49	30	13:10	2	3	5	−1	14	0	0	1	58	3.4	
22	C	Ben Street	46	21	12:04	3	2	5	−4	2	0	0	0	19	15.8	
23	D	* Josh Mahura	76	17	14:18	1	4	5	0	4	0	0	0	20	5.0	
24	D	* Jaycob Megna	43	28	14:31	1	3	4	−1	12	0	0	0	31	3.2	
25	D	Korbinian Holzer	5	22	16:04	1	3	4	5	8	0	0	0	15	6.7	
26	D	* Andy Welinski	45	26	16:02	1	3	4	−5	8	0	0	0	32	3.1	
27	C	* Isac Lundestrom	48	15	13:01	0	2	2	−1	2	0	0	0	13	0.0	
28	C	* Kalle Kossila	83	8	10:18	1	0	1	−1	4	0	0	1	11	9.1	
29	D	Jake Dotchin	21	20	11:48	0	1	1	−4	39	0	0	0	7	0.0	
30	C	Sam Carrick	56	6	10:13	0	1	1	−1	2	0	0	0	5	0.0	
31	D	* Brendan Guhle	2	8	15:00	0	1	1	−2	4	0	0	0	15	0.0	
32	D	Andrej Sustr	62	5	12:02	0	0	0	0	6	0	0	0	6	0.0	
33	L	* Kevin Roy	63	3	13:02	0	0	0	−1	0	0	0	0	2	0.0	
34	C	* Chase De Leo	58	1	12:32	0	0	0	1	0	0	0	0	4	0.0	
35	C	* Justin Kloos	20	1	7:04	0	0	0	0	0	0	0	0	2	0.0	
36	R	Patrick Eaves	18	7	13:52	0	0	0	−4	4	0	0	0	6	0.0	
37	R	Adam Cracknell	22	2	10:26	0	0	0	−1	0	0	0	0	3	0.0	
RK	POS	PLAYER	SW#	GP	W	L	OT	SA	GA	GAA	SV	SV%	SO	A	PIM	MIN
1	G	John Gibson	36	58	26	22	8	1838	153	2.84	1685	.917	2	0	2	3,233:02
2	G	Ryan Miller	30	20	8	7	2	578	51	2.76	527	.912	1	0	0	1,108:48
3	G	Chad Johnson	1	19	2	11	0	406	49	3.63	357	.879	1	0	0	810:29
4	G	Kevin Boyle	40	5	1	3	0	139	10	2.17	129	.928	1	0	0	276:51

2018-2019 Players By Team - Arizona Coyotes

RK	POS	PLAYER	SW#	GP	TO/G	G	A	PTS	+/−	PIM	PP	SHG	GW	S	%	
1	C	Clayton Keller	9	82	18:14	14	33	47	−21	24	1	0	5	200	7.0	
2	D	Oliver Ekman-Larsson	23	81	23:38	14	30	44	−16	52	5	1	2	176	8.0	
3	C	Alex Galchenyuk	17	72	15:43	19	22	41	−19	34	9	0	4	159	11.9	
4	C	Vinnie Hinostroza	13	72	15:16	16	23	39	−4	14	3	0	3	152	10.5	
5	C	Derek Stepan	21	72	19:13	15	20	35	−2	14	1	3	3	195	7.7	
6	R	Richard Panik	14	75	16:36	14	19	33	−3	44	0	1	2	140	10.0	
7	C	Brad Richardson	15	66	15:57	19	8	27	6	22	0	3	3	128	14.8	
8	C	Nick Cousins	25	81	13:32	7	20	27	−8	35	1	0	2	144	4.9	
9	D	Alex Goligoski	33	76	20:49	3	24	27	−7	16	1	0	0	102	2.9	
10	L	Lawson Crouse	67	81	12:56	11	14	25	5	67	0	2	1	131	8.4	
11	C	Nick Schmaltz	8	40	17:49	7	18	25	−12	8	5	0	2	62	11.3	
12	R	Josh Archibald	45	68	13:34	12	10	22	1	15	0	0	1	92	13.0	
13	D	Jakob Chychrun	6	53	20:15	5	15	20	−12	28	3	0	0	117	4.3	
14	D	Jordan Oesterle	82	71	18:53	6	14	20	−3	12	3	0	0	77	7.8	
15	R	* Conor Garland	83	47	12:47	13	5	18	1	12	4	0	2	118	11.0	
16	R	Christian Fischer	36	71	13:10	11	7	18	−13	27	0	0	0	116	9.5	
17	R	Michael Grabner	40	41	14:23	9	7	16	−2	8	0	6	1	65	13.8	
18	D	Niklas Hjalmarsson	4	82	19:41	0	10	10	8	44	0	0	0	57	0.0	
19	R	Mario Kempe	29	52	11:11	4	5	9	5	18	0	0	0	57	7.0	
20	D	Jason Demers	55	35	19:59	2	6	8	9	12	0	0	2	39	5.1	
21	D	Kevin Connauton	44	50	18:21	1	7	8	−2	22	0	0	0	75	1.3	
22	C	Christian Dvorak	18	20	14:23	2	5	7	−2	2	1	0	1	25	8.0	
23	D	* Ilya Lyubushkin	46	41	13:44	0	4	4	−9	13	0	0	0	27	0.0	
24	L	* Michael Bunting	58	5	9:33	1	0	1	0	2	0	0	0	5	20.0	
25	D	* Kyle Capobianco	75	2	16:04	0	0	0	−2	0	0	0	0	1	0.0	
26	C	Laurent Dauphin	12	1	12:19	0	0	0	−1	0	0	0	0	2	0.0	
27	D	* Dakota Mermis	43	1	11:20	0	0	0	0	1	0	0	0	0	0.0	
RK	POS	PLAYER	SW#	GP	W	L	OT	SA	GA	GAA	SV	SV%	SO	A	PIM	MIN
1	G	Darcy Kuemper	35	55	27	20	8	1677	126	2.33	1551	.925	5	2	14	3,251:15
2	G	* Adin Hill	31	13	7	5	0	322	32	2.76	290	.901	1	0	0	696:21
3	G	Antti Raanta	32	12	5	6	0	351	33	2.88	318	.906	0	1	0	687:06
4	G	Calvin Pickard	30	17	4	6	2	384	48	3.86	336	.875	1	0	2	746:48
5	G	* Hunter Miska	1	1	0	0	0	9	1	3.33	8	.889	0	0	0	18:16

2018-2019 Players By Team - Boston Bruins

RK	POS	PLAYER	SW#	GP	TOI/G	G	A	PTS	+/-	PIM	PP	SHG	GW	S	S%	
1	L	Brad Marchand	63	79	19:37	36	64	100	15	96	10	3	9	231	15.6	
2	R	David Pastrnak	88	66	18:45	38	43	81	6	32	17	0	4	235	16.2	
3	C	Patrice Bergeron	37	65	18:28	32	47	79	23	30	9	4	3	205	15.6	
4	C	David Krejci	46	81	17:40	20	53	73	7	16	6	0	4	139	14.4	
5	D	Torey Krug	47	64	21:18	6	47	53	-2	33	2	0	2	151	4.0	
6	L	Jake DeBrusk	74	68	16:09	27	15	42	2	18	8	0	4	156	17.3	
7	C	Danton Heinen	43	77	13:58	11	23	34	13	16	1	0	2	114	9.6	
8	C	Charlie Coyle	13	81	16:46	12	22	34	-1	20	1	1	2	155	7.7	
9	L	Marcus Johansson	90	58	15:55	13	17	30	-16	8	2	0	1	115	11.3	
10	D	Charlie McAvoy	73	54	22:10	7	21	28	14	45	1	0	3	79	8.9	
11	C	Sean Kuraly	52	71	13:46	8	13	21	6	38	0	0	3	134	6.0	
12	R	David Backes	42	70	13:02	7	13	20	0	31	2	0	1	129	5.4	
13	R	Chris Wagner	14	76	13:27	12	7	19	3	51	0	0	1	135	8.9	
14	D	Matt Grzelcyk	48	66	19:07	3	15	18	9	68	1	0	0	90	3.3	
15	C	Noel Acciari	55	72	12:59	6	8	14	-3	47	0	0	2	99	6.1	
16	D	Zdeno Chara	33	62	21:04	5	9	14	22	57	1	0	2	99	5.1	
17	D	John Moore	27	61	18:46	4	9	13	0	26	2	0	1	97	4.1	
18	C	Joakim Nordstrom	20	70	13:28	7	5	12	0	13	0	0	3	103	6.8	
19	D	Brandon Carlo	25	72	20:55	2	8	10	22	47	0	0	0	116	1.7	
20	C	* Jakob Forsbacka Karlsson	23	28	11:47	3	6	9	1	2	0	0	0	21	14.3	
21	D	Keven Miller	86	39	17:44	0	7	7	8	35	0	0	0	32	0.0	
22	D	Steven Kampfer	44	35	14:37	3	3	6	-6	22	1	0	0	40	7.5	
23	L	Peter Cehlarik	22	20	12:35	4	2	6	3	6	1	0	1	30	13.3	
24	C	* Karson Kuhlman	83	11	12:08	3	2	5	5	2	0	0	1	15	20.0	
25	C	Gemal Smith	28	17	8:22	2	1	3	-4	0	0	0	0	14	14.3	
26	L	Anders Bjork	10	20	11:47	1	2	3	-1	2	0	0	0	18	5.6	
27	D	* Jeremy Lauzon	79	16	15:32	1	0	1	-1	2	0	0	1	11	9.1	
28	R	* Zach Senyshyn	19	2	11:35	1	0	1	0	0	0	0	0	4	25.0	
29	D	* Connor Clifton	75	19	17:42	0	1	1	5	15	0	0	0	22	0.0	
30	D	* Urho Vaakanainen	58	2	9:06	0	0	0	-1	0	0	0	0	2	0.0	
31	C	* Trent Frederic	82	15	9:24	0	0	0	-4	15	0	0	0	19	0.0	
32	L	* Anton Blidh	81	1	13:46	0	0	0	0	0	0	0	0	0	0.0	
33	C	Paul Carey	34	7	10:38	0	0	0	0	0	0	0	0	4	0.0	
34	D	* Jakub Zboril	67	2	10:56	0	0	0	0	0	0	0	0	1	0.0	
35	R	Lee Stempniak	18	2	7:49	0	0	0	-1	0	0	0	0	0	0.0	
RK	POS	PLAYER	SW#	GP	W	L	OT	SA	GA	GAA	SV	SV%	SO	A	PIM	MIN
1	G	Tuukka Rask	40	46	27	13	5	1245	109	2.48	1136	.912	4	2	4	2,635:09
2	G	Jaroslav Halak	41	40	22	11	4	1158	90	2.34	1068	.922	5	4	0	2,308:07

2018-2019 Players By Team - Buffalo Sabres

RK	POS	PLAYER	SW#	GP	TOI/G	G	A	PTS	+/-	PIM	PP	SHG	GW	S	S%	
1	C	Jack Eichel	9	77	20:26	28	54	82	-11	26	8	0	2	303	9.2	
2	C	Sam Reinhart	23	82	18:57	22	43	65	-10	16	2	0	1	180	12.2	
3	L	Jeff Skinner	53	82	18:31	40	23	63	0	36	8	0	7	268	14.9	
4	D	* Rasmus Dahlin	26	82	21:09	9	35	44	-13	34	5	0	4	177	5.1	
5	D	Rasmus Ristolainen	55	78	24:38	5	38	43	-41	38	1	0	2	182	2.7	
6	D	Brandon Montour	62	82	22:26	8	27	35	-20	56	1	0	2	181	4.4	
7	L	Conor Sheary	43	78	14:37	14	20	34	-18	12	4	0	3	147	9.5	
8	R	Jason Pominville	29	73	12:27	16	15	31	-4	4	1	0	3	134	11.9	
9	L	Evan Rodrigues	71	74	15:49	9	20	29	-7	25	2	0	1	168	5.4	
10	R	Kyle Okposo	21	78	13:47	14	15	29	-9	41	7	0	2	147	9.5	
11	C	* Casey Mittelstadt	37	77	13:27	12	13	25	-19	10	3	0	1	118	10.2	
12	D	Zach Bogosian	4	65	21:37	3	16	19	-5	52	0	1	0	93	3.2	
13	C	Zemgus Girgensons	28	72	13:36	5	13	18	-11	17	0	0	0	78	6.4	
14	D	Jake McCabe	19	59	18:56	4	10	14	-4	35	0	1	0	64	6.3	
15	C	Johan Larsson	22	73	14:17	6	8	14	-8	37	0	1	0	79	7.6	
16	C	Vladimir Sobotka	17	69	14:11	5	8	13	-20	26	0	0	0	71	7.0	
17	D	Marco Scandella	6	63	17:36	6	7	13	-13	26	0	0	1	83	7.2	
18	R	Tage Thompson	72	65	12:07	7	5	12	-22	20	1	0	0	108	6.5	
19	D	Casey Nelson	8	38	15:24	1	5	6	1	13	0	0	0	37	2.7	
20	D	* Lawrence Pilut	24	33	17:25	1	5	6	-8	20	0	0	0	37	2.7	
21	L	* Victor Olofsson	41	6	18:01	2	2	4	1	2	2	0	0	21	9.5	
22	C	Patrik Berglund	10	23	13:02	2	2	4	-5	6	0	0	0	25	8.0	
23	R	* Alexander Nylander	92	12	12:11	2	2	4	-4	4	1	0	0	16	12.5	
24	L	Scott Wilson	20	15	11:27	0	3	3	-8	4	0	0	0	25	0.0	
25	L	* C.J. Smith	49	11	10:39	2	0	2	0	0	0	0	1	18	11.1	
26	D	Matt Hunwick	48	14	15:41	0	2	2	-7	4	0	0	0	10	0.0	
27	L	Remi Elie	81	16	10:21	0	1	1	-3	2	0	0	0	9	0.0	
28	C	* Danny O'Regan	65	1	11:56	0	0	0	0	0	0	0	0	2	0.0	
29	D	* William Borgen	33	4	16:33	0	0	0	-5	0	0	0	0	2	0.0	
30	D	Matt Tennyson	5	4	10:44	0	0	0	-4	0	0	0	0	4	0.0	
RK	POS	PLAYER	SW#	GP	W	L	OT	SA	GA	GAA	SV	SV%	SO	A	PIM	MIN
1	G	Carter Hutton	40	50	18	25	5	1541	142	3.00	1399	.908	0	1	2	2,839:37
2	G	* Linus Ullmark	35	37	15	14	5	1146	109	3.11	1037	.905	2	1	0	2,102:06

2018-2019 Players By Team - Calgary Flames

2018-2019 Players By Team Category: Flames																
RK	POS	PLAYER	SW#	GP	TOUG	G	A	PTS	+	-	PIM	PP	SHG	GW	S	S%
1	L	Johnny Gaudreau	13	82	20:04	36	63	99	18	24	6	0	8	245	14.7	
2	C	Sean Monahan	23	78	19:03	34	48	82	7	12	12	0	5	211	16.1	
3	C	Elias Lindholm	28	81	20:02	27	51	78	30	20	9	1	5	182	14.8	
4	L	Matthew Tkachuk	19	80	17:35	34	43	77	14	62	11	0	2	207	16.4	
5	D	Mark Giordano	5	78	24:14	17	57	74	39	69	3	4	2	221	7.7	
6	C	Mikael Backlund	11	77	17:53	21	26	47	34	52	1	1	4	205	10.2	
7	C	Derek Ryan	10	81	13:48	13	25	38	21	24	2	0	1	103	12.6	
8	D	TJ Brodie	7	79	21:28	9	25	34	29	24	1	1	1	102	8.8	
9	R	Michael Frolik	67	65	13:21	16	18	34	24	26	0	2	4	132	12.1	
10	D	Noah Hanifin	55	80	20:46	5	28	33	18	12	1	1	2	116	4.3	
11	C	Mark Jankowski	77	79	12:42	14	18	32	6	12	0	5	1	99	14.1	
12	C	Sam Bennett	93	71	13:17	13	14	27	-6	93	4	0	2	115	11.3	
13	L	James Neal	18	63	14:57	7	12	19	-5	28	2	0	1	141	5.0	
14	D	* Rasmus Andersson	4	79	16:02	2	17	19	17	23	0	0	0	115	1.7	
15	R	Garnet Hathaway	21	76	10:31	11	8	19	14	56	0	2	5	77	14.3	
16	D	Travis Hamonic	24	69	20:51	7	12	19	21	33	0	1	1	128	5.5	
17	C	Austin Czarnik	27	54	11:19	6	12	18	-1	8	0	0	3	65	9.2	
18	L	* Andrew Mangiapane	88	44	10:32	8	5	13	11	12	0	0	1	65	12.3	
19	D	* Oliver Kylington	58	38	12:25	3	5	8	3	10	0	0	1	21	14.3	
20	D	Michael Stone	26	14	15:56	0	5	5	0	10	0	0	0	12	0.0	
21	C	* Dillon Dube	29	25	10:04	1	4	5	2	4	0	0	0	22	4.5	
22	C	Alan Quine	89	13	9:29	3	2	5	0	6	1	0	0	11	27.3	
23	D	Oscar Fantenberg	3	61	16:00	2	2	4	3	17	0	0	0	70	2.9	
24	D	* Juuso Valimäki	8	24	15:29	1	2	3	-2	12	0	0	1	28	3.6	
25	D	Dalton Prout	6	20	13:06	1	1	2	1	8	0	0	0	14	7.1	
26	C	Curtis Lazar	20	1	4:48	0	0	0	-1	0	0	0	0	0	0.0	
27	L	Kerby Rychel	39	2	9:10	0	0	0	0	-1	0	0	0	1	0.0	
28	L	* Ryan Lomberg	56	4	6:59	0	0	0	0	17	0	0	0	1	0.0	
29	R	Anthony Peluso	16	4	4:06	0	0	0	0	-1	7	0	0	0	1	0.0
RK	POS	PLAYER	SW#	GP	W	L	OT	SA	GA	GAA	SV	SV%	SO	A	PIM	MIN
1	G	David Rittich	33	45	27	9	5	1228	109	2.61	1119	.911	1	0	4	2,503:20
2	G	Mike Smith	41	42	23	16	2	1069	109	2.73	960	.898	2	3	2	2,400:19

2018-2019 Players By Team - Carolina Hurricanes

2016-2019 Players By Team - Carolina Hurricanes																
RK	POS	PLAYER	SW#	GP	TOI/G	G	A	PTS	+/-	PIM	PP	SHG	GW	S	S%	
1	C	Sebastian Aho	20	82	20:09	30	53	83	25	26	3	4	7	243	12.3	
2	L	Teuvo Teravainen	86	82	17:55	21	55	76	30	12	8	1	1	167	12.6	
3	R	Justin Williams	14	82	17:26	23	30	53	-4	44	9	0	5	237	9.7	
4	R	Nino Niederreiter	21	82	16:13	23	30	53	-4	30	6	0	3	184	12.5	
5	L	Micheal Ferland	79	71	14:05	17	23	40	13	58	6	0	3	156	10.9	
6	D	Dougie Hamilton	19	82	19:40	18	21	39	0	54	2	0	2	259	6.9	
7	R	* Andrei Svechnikov	37	82	14:38	20	17	37	0	62	0	0	3	189	10.6	
8	D	Justin Faulk	27	82	22:25	11	24	35	9	47	6	0	3	217	5.1	
9	D	Jacob Slavin	74	82	23:02	8	23	31	0	18	5	1	1	146	5.5	
10	D	Brett Pesce	22	73	20:29	7	22	29	35	24	0	0	2	98	7.1	
11	C	Lucas Wallmark	71	81	14:47	10	18	28	-8	36	2	0	4	131	7.6	
12	C	Jordan Staal	11	50	18:17	11	17	28	6	26	0	0	1	121	9.1	
13	L	Brock McGinn	23	82	14:18	10	16	26	10	20	0	1	0	123	8.1	
14	L	Jordan Martinook	48	82	14:29	15	10	25	1	38	0	1	5	146	10.3	
15	L	* Warren Foegele	13	77	12:29	10	5	15	-17	20	0	0	3	106	9.4	
16	D	Calvin de Haan	44	74	18:30	1	13	14	1	20	0	0	1	102	1.0	
17	D	Trevor van Riemsdyk	57	78	15:03	3	11	14	-4	10	0	0	1	102	2.9	
18	C	Greg McKegg	42	41	10:39	6	5	11	-2	8	0	0	1	27	22.2	
19	R	* Saku Maenalanen	8	34	9:25	4	4	8	0	20	0	0	0	36	11.1	
20	C	* Clark Bishop	64	20	9:27	1	2	3	-3	6	0	0	0	16	6.3	
21	C	* Martin Necas	88	7	10:01	1	1	2	0	2	0	0	0	6	16.7	
22	D	Haydn Fleury	4	20	12:32	0	1	1	4	2	0	0	0	17	0.0	
23	L	* Janne Kuokkanen	59	7	10:55	0	0	0	-2	4	0	0	0	6	0.0	
24	D	* Trevor Carriick	46	1	11:29	0	0	0	-1	5	0	0	0	0	0.0	
25	D	* Jake Bean	24	2	8:27	0	0	0	0	2	0	0	0	1	0.0	
26	C	* Nicolas Roy	58	6	6:57	0	0	0	0	2	0	0	0	1	0.0	
RK	POS	PLAYER	SW#	GP	W	L	OT	SA	GA	GAA	SV	SV%	SO	A	PIM	MIN
1	G	Petr Mrazek	34	40	23	14	3	1104	95	2.39	1009	.914	4	1	6	2,386:51
2	G	Curtis McElhinney	35	33	20	11	2	968	85	2.58	883	.912	2	0	0	1,977:31
3	G	Scott Darling	33	8	2	4	2	233	27	3.33	206	.884	0	0	0	485:34
4	G	* Alex Nedeljkovic	39	1	1	0	0	26	2	2.00	24	.923	0	0	0	60:00

2018-2019 Players By Team - Chicago Blackhawks

RK	POS	PLAYER	SW#	GP	TOI/G	G	A	PTS	+/-	PIM	PP	SHG	GW	S	S%	
1	R	Patrick Kane	88	81	22:29	44	66	110	2	22	9	0	7	341	12.9	
2	C	Jonathan Toews	19	82	21:00	35	46	81	2	40	9	1	5	235	14.9	
3	L	Alex DeBrincat	12	82	17:42	41	35	76	0	15	13	0	3	220	18.6	
4	D	Erik Gustafsson	56	79	22:35	17	43	60	-6	34	4	0	3	160	10.6	
5	C	Dylan Strome	17	78	16:09	20	37	57	-8	20	6	0	3	145	13.8	
6	L	Brandon Saad	20	80	17:41	23	24	47	-9	12	5	3	3	195	11.8	
7	D	Duncan Keith	2	82	23:01	6	34	40	13	70	0	0	1	141	4.3	
8	C	* Dominik Kahun	24	82	14:09	13	24	37	10	6	1	0	2	137	9.5	
9	C	Artem Anisimov	15	78	16:20	15	22	37	-2	14	1	1	1	142	10.6	
10	D	Brent Seabrook	7	78	19:05	5	23	28	-6	41	2	0	1	165	3.0	
11	C	Drake Caggliula	91	55	14:25	12	11	23	-5	28	0	1	2	96	12.5	
12	L	Brendan Perlini	11	68	11:36	14	7	21	-17	28	2	0	0	117	12.0	
13	C	David Kampf	64	63	13:55	4	15	19	-6	14	0	0	0	72	5.6	
14	D	Connor Murphy	5	52	19:29	5	8	13	12	40	0	0	1	84	6.0	
15	D	* Henri Jokiharju	28	38	18:58	0	12	12	-7	16	0	0	0	62	0.0	
16	C	Marcus Kruger	16	74	10:24	4	8	12	-2	30	0	0	2	74	5.4	
17	L	Chris Kunitz	14	56	9:03	5	5	10	-7	23	0	0	1	44	11.4	
18	D	Gustav Forsling	42	43	17:05	3	6	9	-9	30	0	0	0	57	5.3	
19	R	* Dylan Sikura	95	33	11:16	0	8	8	2	0	0	0	0	52	0.0	
20	D	* Carl Dahlstrom	63	38	18:36	0	6	6	9	6	0	0	0	42	0.0	
21	L	* Alexandre Fortin	84	24	10:35	3	3	6	-6	2	0	1	1	29	10.3	
22	D	Slater Koekkoek	68	31	15:49	2	4	6	4	14	0	0	0	36	5.6	
23	R	John Hayden	40	54	9:09	3	2	5	-12	27	0	0	0	42	7.1	
24	L	Andreas Martinsen	29	24	7:56	1	3	4	-5	14	0	0	0	21	4.8	
25	C	* Luke Johnson	62	15	10:48	0	1	1	-8	8	0	0	0	19	0.0	
26	D	Brandon Davidson	22	10	13:47	0	1	1	-4	15	0	0	0	7	0.0	
27	D	* Dennis Gilbert	39	1	12:46	0	0	0	0	2	0	0	0	0	0.0	
28	C	* Jacob Nilsson	67	2	7:51	0	0	0	-2	0	0	0	0	0	0.0	
RK	POS	PLAYER	SW#	GP	W	L	OT	SA	GA	GAA	SV	SV%	SO	A	PIM	MIN
1	G	Cam Ward	30	33	16	12	4	1113	115	3.67	998	.997	0	1	4	1,882:03
2	G	Corey Crawford	50	39	14	18	5	1176	108	2.93	1068	.908	2	4	0	2,212:51
3	G	* Collin Della	60	16	6	4	3	545	50	3.61	495	.908	0	0	0	831:03

2018-2019 Players By Team - Colorado Avalanche

RK	POS	PLAYER	SW#	GP	TOI/G	G	A	PTS	+/-	PIM	PP	SHG	GW	S	S%
1	C	Nathan MacKinnon	29	82	22:05	41	58	99	20	34	12	0	6	365	11.2
2	R	Mikko Rantanen	96	74	20:50	31	56	87	13	54	16	0	4	193	16.1
3	L	Gabriel Landeskog	92	73	21:08	34	41	75	17	51	10	0	9	243	14.0
4	D	Tyson Barrie	4	78	21:46	14	45	59	-3	36	2	0	2	218	6.4
5	C	Carl Soderberg	34	82	17:26	23	26	49	-5	26	2	3	2	188	12.2
6	C	Alexander Kerfoot	13	78	14:52	15	27	42	-9	38	4	0	1	116	12.9
7	L	J.T. Compher	37	66	17:28	16	16	32	-8	31	4	3	3	118	13.6
8	D	Samuel Girard	49	82	19:53	4	23	27	8	6	0	0	0	116	3.4
9	C	Colin Wilson	22	65	13:33	12	15	27	-6	8	5	0	2	104	11.5
10	L	Matt Calvert	11	82	14:11	11	15	26	-10	58	1	0	0	141	7.8
11	C	Tyson Jost	17	70	13:00	11	15	26	-2	14	4	0	3	114	9.6
12	D	Erik Johnson	6	80	21:48	7	18	25	8	38	0	0	1	144	4.9
13	L	Matt Nieto	83	64	13:46	4	19	23	2	8	0	1	1	86	4.7
14	C	Derick Brassard	18	70	14:59	14	9	23	-19	39	2	0	0	110	12.7
15	R	Sven Andrighetto	10	64	11:04	7	10	17	10	14	0	0	1	95	7.4
16	D	Ian Cole	28	71	19:45	2	13	15	-1	115	0	0	0	82	2.4
17	D	Nikita Zadorov	16	70	17:12	7	7	14	19	75	0	0	0	100	7.0
18	D	Patrik Nemeth	12	74	16:29	1	9	10	5	53	0	0	0	57	1.8
19	L	Gabriel Bourque	57	55	9:44	2	6	8	3	10	0	0	1	34	5.9
20	C	* Sheldon Dries	15	40	9:04	3	3	6	-7	26	0	1	0	44	6.8
21	C	* Vladislav Kamenov	91	23	9:02	2	3	5	-2	10	1	1	0	22	9.1
22	D	* Ryan Graves	27	26	11:06	3	2	5	4	2	0	0	0	26	11.5
23	L	Andrew Agozzino	26	11	7:48	1	1	2	2	2	0	0	0	11	9.1
24	L	* A.J. Greer	24	15	6:16	1	1	2	-2	14	0	0	0	9	11.1
25	C	Dominic Toninato	47	2	6:42	1	0	1	0	0	0	0	0	1	100.0
26	D	Mark Barberio	44	12	15:13	1	0	1	-6	4	0	0	0	11	9.1
27	C	Marko Dano	56	8	6:53	0	0	0	-1	7	0	0	0	3	0.0
28	D	Mark Alt	7	2	9:54	0	0	0	0	0	0	0	0	2	0.0
29	D	Anton Lindholm	54	2	7:10	0	0	0	-1	0	0	0	0	0	0.0
30	R	* Logan O'Connor	25	5	6:48	0	0	0	-2	0	0	0	0	1	0.0

RK	POS	PLAYER	SW#	GP	W	L	OT	SA	GA	GAA	SV	SV%	SO	A	PIM	MIN
1	G	Semyon Varlamov	1	49	20	19	9	1496	136	2.87	1360	.909	2	0	2	2,839:12
2	G	Philipp Grubauer	31	37	18	9	5	1071	89	2.64	982	.917	3	0	0	2,020:44
3	G	Pavel Francouz	39	2	0	2	0	35	2	1.97	33	.943	0	0	0	61:11

2018-2019 Players By Team - Columbus Blue Jackets

2016-2017 NHL Season - Columbus Blue Jackets																
RK	POS	PLAYER	SW#	GP	TO/G	G	A	PTS	+/-	PIM	PP	SHG	GW	S	S%	
1	L	Artemi Panarin	9	79	19:51	28	59	87	14	23	6	0	8	191	14.7	
2	C	Matt Duchene	95	73	18:50	31	39	70	-3	8	6	0	1	172	18.0	
3	R	Cam Atkinson	13	80	19:22	41	28	69	3	20	8	4	8	295	13.9	
4	C	Pierre-Luc Dubois	18	82	17:42	27	34	61	16	64	2	0	5	174	15.5	
5	C	Ryan Dzingel	19	78	16:48	26	30	56	-9	29	5	0	5	159	16.4	
6	R	Josh Anderson	77	82	17:01	27	20	47	25	60	3	2	5	230	11.7	
7	D	Seth Jones	3	75	25:49	9	37	46	1	28	0	0	4	184	4.9	
8	D	Zach Werenski	8	82	22:53	11	33	44	-12	18	2	0	1	168	6.5	
9	C	Boone Jenner	38	77	17:03	16	22	38	6	42	1	1	3	170	9.4	
10	R	Oliver Bjorkstrand	28	77	12:20	23	13	36	8	8	3	0	1	161	14.3	
11	L	Nick Foligno	71	73	17:42	17	18	35	12	44	2	0	2	141	12.1	
12	D	Ryan Murray	27	56	21:26	1	28	29	20	10	0	0	0	71	1.4	
13	C	Alexander Wennberg	10	75	15:04	2	23	25	-1	12	1	1	0	64	3.1	
14	D	David Savard	58	82	19:44	8	16	24	19	36	0	0	1	124	6.5	
15	D	Markus Nutivaara	65	80	17:40	5	16	21	3	6	0	0	1	99	5.1	
16	D	Scott Harrington	4	73	13:02	2	15	17	6	23	0	0	0	54	3.7	
17	C	Brandon Dubinsky	17	81	12:21	6	8	14	-16	36	0	0	0	63	9.5	
18	C	Riley Nash	20	78	10:50	3	9	12	-8	19	0	0	1	79	3.8	
19	L	Markus Hannikainen	37	44	9:28	4	3	7	-5	2	0	0	1	52	7.7	
20	D	Adam McQuaid	54	50	15:46	3	4	7	2	42	0	0	1	28	10.7	
21	C	Lukas Sedlak	45	47	8:59	4	2	6	-5	10	0	0	0	43	9.3	
22	D	Dean Kukan	14	25	13:27	0	5	5	6	6	0	0	0	16	0.0	
23	C	* Alexandre Texier	42	2	12:46	1	0	1	3	0	0	0	0	6	16.7	
24	C	Zac Dalpe	29	1	9:01	0	1	1	1	0	0	0	0	1	0.0	
25	L	Sonny Milano	22	8	8:19	1	0	1	0	0	0	0	0	5	20.0	
26	D	Adam Clendening	6	4	10:39	0	0	0	1	0	0	0	0	3	0.0	
27	D	* Gabriel Carlsson	53	1	9:21	0	0	0	-1	2	0	0	0	1	0.0	
28	C	Mark Letestu	55	2	9:20	0	0	0	-1	0	0	0	0	1	0.0	
29	C	* Kevin Stenlund	11	4	10:57	0	0	0	0	4	0	0	0	3	0.0	
30	R	* Kole Sherwood	88	2	9:13	0	0	0	0	0	0	0	0	2	0.0	
31	L	* Eric Robinson	50	13	11:50	0	0	0	-4	0	0	0	0	18	0.0	
RK	POS	PLAYER	SW#	GP	W	L	OT	SA	GA	GAA	SV	SV%	SO	A	PIM	MIN
1	G	Sergei Bobrovsky	72	62	37	24	1	1756	153	2.58	1603	.913	9	0	2	3,556:40
2	G	Joonas Korpi	70	27	10	7	3	651	67	2.95	584	.897	0	0	0	1,360:34

2018-2019 Players By Team - Dallas Stars

2010-2011 Flyers By Team - Dallas Stars																
RK	POS	PLAYER	SW#	GP	TO/G	G	A	PTS	+/-	PIM	PP	SHG	GW	S	S%	
1	C	Tyler Seguin	91	82	20:44	33	47	80	17	18	9	0	8	334	9.9	
2	R	Alexander Radulov	47	70	19:46	29	43	72	22	54	7	0	7	209	13.9	
3	L	Jamie Benn	14	78	18:13	27	26	53	14	56	8	0	2	189	14.3	
4	D	John Klingberg	3	64	24:31	10	35	45	6	12	5	0	5	153	6.5	
5	C	Mats Zuccarello	36	48	19:51	12	28	40	-8	24	3	0	1	104	11.5	
6	D	* Miro Heiskanen	4	82	23:06	12	21	33	-14	16	2	0	4	182	6.6	
7	D	Esa Lindell	23	82	24:19	11	21	32	14	33	4	2	1	132	8.3	
8	C	Radek Faksa	12	81	16:25	15	15	30	-3	54	1	1	1	114	13.2	
9	C	Jason Spezza	90	76	13:16	8	19	27	-13	29	2	0	1	121	6.6	
10	C	Mattias Janmark	13	81	15:12	6	19	25	-4	24	0	0	0	105	5.7	
11	C	Jason Dickinson	16	67	13:22	6	16	22	9	23	0	0	2	94	6.4	
12	L	* Roope Hintz	24	58	14:03	9	13	22	-11	24	3	0	3	99	9.1	
13	L	Blake Comeau	15	77	15:43	7	11	18	-7	42	0	0	2	102	6.9	
14	C	Andrew Coglian	17	78	12:35	6	11	17	1	22	1	0	1	106	5.7	
15	D	Jamie Oleksiak	2	57	14:43	4	8	12	5	45	0	0	0	55	7.3	
16	C	Tyler Pitlick	18	47	13:22	8	4	12	-2	6	1	0	1	75	10.7	
17	D	Taylor Fedun	42	54	13:51	4	7	11	2	14	0	0	0	86	4.7	
18	R	Valeri Nichushkin	43	57	11:55	0	10	10	-4	0	0	0	0	65	0.0	
19	D	Ben Lovejoy	21	71	17:05	2	7	9	-1	37	0	0	0	95	2.1	
20	D	Roman Polak	45	77	19:10	1	8	9	6	69	0	0	0	77	1.3	
21	R	Brett Ritchie	25	53	9:36	4	2	6	-7	57	1	0	2	57	7.0	
22	D	* Gavin Bayreuther	44	19	18:11	2	3	5	2	10	0	0	0	25	8.0	
23	R	* Denis Gurianov	34	21	10:52	1	3	4	-3	0	0	0	0	23	4.3	
24	D	Julius Honka	6	29	13:42	0	4	4	-2	10	0	0	0	38	0.0	
25	C	* Joel L'Esperance	38	18	12:14	2	0	2	-4	6	1	0	0	24	8.3	
26	C	Martin Hanzal	11	7	12:51	1	1	2	-4	4	1	0	0	14	7.1	
27	C	Justin Dowling	37	11	12:40	0	1	1	-4	0	0	0	0	9	0.0	
28	D	* Dillon Heatherington	48	5	10:11	0	1	1	4	0	0	0	0	5	0.0	
29	D	* Ben Gleason	63	4	14:52	0	1	1	-1	0	0	0	0	2	0.0	
30	R	Erik Condra	27	6	12:41	1	0	1	-2	2	0	0	0	10	10.0	
31	D	Joel Hanley	39	16	13:41	0	0	0	0	2	0	0	0	9	0.0	
32	D	Marc Methot	33	9	16:56	0	0	0	-3	6	0	0	0	3	0.0	
RK	POS	PLAYER	SW#	GP	W	L	OT	SA	GA	GAA	SV	SV%	SO	A	PIM	MIN
1	G	Ben Bishop	30	46	27	15	2	1323	87	1.98	1236	.934	7	2	2	2,637:18
2	G	Anton Khudobin	35	41	16	17	5	1232	95	2.57	1137	.923	2	0	2	2,219:30
3	G	* Landon Bow	41	2	0	0	0	19	1	1.03	18	.947	0	0	0	58:15

2018-2019 Players By Team - Detroit Red Wings

2018-2019 Player Statistics by Team - Detroit Red Wings																
RK	POS	PLAYER	SW#	GP	TO/G	G	A	PTS	+/−	PIM	PP	SHG	GW	S	S%	
1	C	Dylan Larkin	71	76	21:50	32	41	73	−6	75	7	2	4	287	11.1	
2	C	Andreas Athanasiou	72	76	16:58	30	24	54	−9	38	3	0	4	216	13.9	
3	R	Anthony Mantha	39	67	17:49	25	23	48	−8	30	7	0	1	198	12.6	
4	L	Tyler Bertuzzi	59	73	16:30	21	26	47	11	36	3	0	4	131	16.0	
5	L	Thomas Vanek	26	64	14:06	16	20	36	−12	26	4	0	1	108	14.8	
6	C	Frans Nielsen	51	72	16:40	10	25	35	−7	14	0	0	4	120	8.3	
7	D	Niklas Kronwall	55	79	19:57	3	24	27	−5	40	1	0	0	71	4.2	
8	D	Mike Green	25	43	21:40	5	21	26	−1	28	0	0	0	92	5.4	
9	C	Luke Glendening	41	78	15:47	10	13	23	2	15	0	1	1	102	9.8	
10	D	* Filip Hronek	17	46	19:57	5	18	23	−10	30	1	0	0	73	6.8	
11	D	Danny DeKeyser	65	52	21:58	5	15	20	2	39	0	0	3	59	8.5	
12	L	Justin Abdelkader	8	71	15:24	6	13	19	−14	38	1	1	0	95	6.3	
13	C	* Michael Rasmussen	27	62	12:04	8	10	18	−8	29	4	0	0	74	10.8	
14	L	Darren Helm	43	61	14:34	7	10	17	−11	20	0	1	0	107	6.5	
15	D	* Dennis Cholowski	21	52	18:15	7	9	16	−20	16	4	0	1	71	9.9	
16	D	Madison Bowey	74	50	15:15	2	8	10	−1	46	0	0	1	48	4.2	
17	C	Jacob de la Rose	61	60	11:26	3	6	9	−13	16	0	0	0	55	5.5	
18	C	* Christoffer Ehn	70	60	10:36	3	6	9	−5	6	0	1	1	49	6.1	
19	D	Trevor Daley	83	44	18:33	2	6	8	−3	12	0	1	1	47	4.3	
20	L	* Taro Hirose	53	10	15:18	1	6	7	0	2	0	0	1	15	6.7	
21	R	Martin Frk	42	30	9:11	1	5	6	−9	4	1	0	0	28	3.6	
22	D	Jonathan Ericsson	52	52	17:13	3	2	5	−10	35	0	0	1	48	6.3	
23	R	* Filip Zadina	11	9	15:23	1	2	3	−5	0	1	0	0	18	5.6	
24	R	Luke Witkowski	28	34	9:35	0	2	2	−5	23	0	0	0	14	0.0	
25	L	Matt Puempel	54	8	10:24	1	0	1	−2	2	1	0	0	10	10.0	
26	C	Wade Megan	22	11	7:52	0	1	1	−4	2	0	0	0	16	0.0	
27	D	Brian Lashoff	32	4	13:39	0	1	1	−1	2	0	0	0	2	0.0	
28	C	* Dominic Turgeon	23	4	12:35	0	0	0	−3	0	0	0	0	2	0.0	
29	L	Ryan Kuffner	56	10	10:56	0	0	0	−4	0	0	0	0	8	0.0	
30	D	Dylan McIlrath	20	7	15:11	0	0	0	2	4	0	0	0	6	0.0	
31	D	* Libor Sulak	47	6	19:22	0	0	0	−4	6	0	0	0	7	0.0	
32	D	Jake Chelios	84	5	17:12	0	0	0	0	2	0	0	0	5	0.0	
33	D	* Joe Hicketts	2	11	18:35	0	0	0	−9	0	0	0	0	16	0.0	
RK	POS	PLAYER	SW#	GP	W	L	OT	SA	GA	GAA	SV	SV%	SO	A	PIM	MIN
1	G	Jimmy Howard	35	55	23	22	5	1709	156	3.07	1553	.909	0	1	2	3,052:33
2	G	Jonathan Bernier	45	35	9	18	5	1025	98	3.16	927	.904	1	0	0	1,859:54
3	G	* Kaden Fulcher	36	1	0	0	0	11	2	4.44	9	.818	0	0	0	27:13

2018-2019 Players By Team - Edmonton Oilers

2018-2019 Players By Team - Edmonton Oilers																
RK	POS	PLAYER	SW#	GP	TO/G	G	A	PTS	+/−	PIM	PP	SHG	GW	S	S%	
1	C	Connor McDavid	97	78	22:50	41	75	116	3	20	9	1	9	240	17.1	
2	C	Leon Draisaitl	29	82	22:35	50	55	105	2	52	16	3	5	231	21.6	
3	C	Ryan Nugent-Hopkins	93	82	20:06	28	41	69	−13	26	8	1	3	208	13.5	
4	D	Darnell Nurse	25	82	23:49	10	31	41	−5	87	1	0	1	196	5.1	
5	R	Alex Chiasson	39	73	16:58	22	16	38	−1	32	8	1	1	123	17.9	
6	D	Oscar Klefbom	77	61	23:58	5	23	28	−11	16	1	0	2	167	3.0	
7	R	Zack Kassian	44	79	14:48	15	11	26	−6	102	0	1	3	111	13.5	
8	D	Adam Larsson	6	82	21:37	3	17	20	−28	44	0	0	0	117	2.6	
9	L	Milan Lucic	27	79	13:14	6	14	20	−9	91	2	0	0	74	8.1	
10	L	Juhar Khaira	16	60	12:34	3	15	18	−12	43	0	1	0	64	4.7	
11	D	Matt Benning	83	70	14:56	5	12	17	11	33	0	0	0	94	5.3	
12	D	Kris Russell	4	72	20:25	3	13	16	5	27	0	0	0	63	4.8	
13	C	Sam Gagner	89	32	14:35	6	7	13	−6	14	1	0	1	68	8.8	
14	R	Ty Rattie	8	50	11:20	4	7	11	−2	4	0	0	1	84	4.8	
15	R	Tobias Rieder	22	67	12:38	0	11	11	−8	8	0	0	0	92	0.0	
16	C	Kyle Brodziak	28	70	11:41	6	3	9	−14	33	0	1	2	74	8.1	
17	R	Jesse Puulijarvi	98	46	11:57	4	5	9	−14	16	0	0	0	53	7.5	
18	C	* Colby Cave	12	53	12:18	3	5	8	−5	16	0	0	1	58	5.2	
19	D	* Caleb Jones	82	17	19:47	1	5	6	−9	6	0	0	0	21	4.8	
20	R	* Josh Currie	43	21	8:42	2	3	5	2	2	0	0	0	19	10.5	
21	D	Brandon Manning	26	39	14:50	2	2	4	−15	25	0	0	0	33	6.1	
22	D	Andrej Sekera	2	24	16:29	0	4	4	3	6	0	0	0	28	0.0	
23	D	Kevin Gravel	5	36	14:42	0	3	3	−2	4	0	0	0	44	0.0	
24	C	* Joseph Gambardella	15	15	8:06	0	3	3	2	2	0	0	0	7	0.0	
25	D	Alexander Petrovic	45	35	16:31	0	2	2	−15	26	0	0	0	47	0.0	
26	R	* Kailer Yamamoto	56	17	13:03	1	1	2	−6	2	0	0	0	13	7.7	
27	D	* Evan Bouchard	75	7	12:21	1	0	1	−5	2	1	0	0	10	10.0	
28	D	Jason Garrison	0	17	12:41	1	0	1	1	8	1	0	0	16	6.3	
29	C	Brad Malone	24	16	8:57	0	0	0	0	4	0	0	0	13	0.0	
30	C	* Cooper Marody	65	6	6:54	0	0	0	−1	0	0	0	0	6	0.0	
31	R	* Patrick Russell	52	6	8:47	0	0	0	0	2	0	0	0	6	0.0	
RK	POS	PLAYER	SW#	GP	W	L	OT	SA	GA	GAA	SV	SV%	SO	A	PIM	MIN
1	G	Mikko Koskinen	19	55	25	21	6	1551	146	2.93	1405	.906	4	2	2	2,991:51
2	G	* Anthony Stolarz	32	18	4	5	3	503	50	3.45	453	.901	1	0	0	868:25

2018-2019 Players By Team - Florida Panthers

2010-2019 Players By Team - Florida Panthers																
RK	POS	PLAYER	SW#	GP	TO/G	G	A	PTS	+/-	PIM	PP	SHG	GW	S	S%	
1	C	Aleksander Barkov	16	82	22:21	35	61	96	-3	8	13	0	5	206	17.0	
2	L	Jonathan Huberdeau	11	82	18:51	30	62	92	-14	40	11	0	5	226	13.3	
3	L	Mike Hoffman	68	82	17:50	36	34	70	-24	30	17	0	6	253	14.2	
4	R	Evgenii Dadonov	63	82	18:22	28	42	70	-6	8	8	0	4	195	14.4	
5	D	Keith Yandle	3	82	22:26	9	53	62	-17	50	7	0	2	199	4.5	
6	C	Frank Vatrano	72	81	14:39	24	15	39	-10	38	2	0	1	208	11.5	
7	D	Aaron Ekblad	5	82	23:38	13	24	37	1	47	5	0	1	180	7.2	
8	C	Vincent Trocheck	21	55	19:39	10	24	34	-9	54	3	1	1	158	6.3	
9	D	Mike Matheson	19	75	22:19	8	19	27	-24	44	0	0	2	129	6.2	
10	R	Troy Brouwer	22	75	12:41	12	9	21	-6	47	0	1	1	86	14.0	
11	C	Riley Sheahan	15	82	13:27	9	10	19	-9	17	0	1	2	110	8.2	
12	C	* Henrik Borgstrom	95	50	12:00	8	10	18	-14	4	3	0	0	54	14.8	
13	C	Denis Malgin	62	50	12:53	7	9	16	-10	14	0	0	0	66	10.6	
14	D	MacKenzie Weegar	52	64	16:57	4	11	15	-3	64	0	0	2	79	5.1	
15	C	Colton Sceviour	7	59	12:17	5	10	15	-2	15	0	0	0	116	4.3	
16	C	* Jayce Hawryluk	8	42	9:25	7	5	12	-8	16	0	0	0	35	20.0	
17	D	Mark Pysyk	13	70	18:16	1	10	11	-1	26	0	0	0	84	1.6	
18	L	* Dryden Hunt	73	31	11:03	3	7	10	0	8	0	0	0	53	5.7	
19	D	Bogdan Kiselevich	52	32	14:51	0	8	8	-3	12	0	0	0	14	0.0	
20	D	Chris Wideman	6	25	13:03	2	5	7	-12	18	0	0	1	27	7.4	
21	L	Jamie McGinn	88	19	10:40	4	3	7	-5	6	1	0	1	23	17.4	
22	R	* Juho Lammikko	91	40	10:55	0	6	6	-7	6	0	0	0	39	0.0	
23	D	Ian McCoshen	12	19	13:19	1	1	2	-2	8	0	0	0	15	6.7	
24	D	* Josh Brown	2	37	13:18	1	1	2	-3	28	0	0	0	28	3.6	
25	D	* Jacob MacDonald	23	2	12:03	1	0	1	1	0	0	0	0	1	100.0	
26	C	Derek MacKenzie	17	1	2:43	0	0	0	0	0	0	0	0	0	0.0	
27	C	Maxim Marin	78	7	7:20	0	0	0	-2	5	0	0	0	8	0.0	
28	D	* Riley Stillman	70	1	11:22	0	0	0	0	2	0	0	0	1	0.0	
29	D	* Brady Keeper	25	1	12:40	0	0	0	1	0	0	0	0	1	0.0	
30	R	* Anthony Greco	76	1	9:30	0	0	0	-3	0	0	0	0	2	0.0	
RK	POS	PLAYER	SW#	GP	W	L	OT	SA	GA	GAA	SV	SV%	SO	A	PIM	MIN
1	G	Roberto Luongo	1	43	18	16	5	1205	122	3.12	1083	.899	1	1	0	2,346:38
2	G	James Reimer	34	36	13	12	5	929	93	3.09	836	.900	0	0	0	1,805:11
3	G	* Sam Montembaault	33	11	4	3	2	282	30	3.05	252	.894	0	1	0	591:24

2018-2019 Players By Team - Los Angeles Kings

2018-2019 Players by Team - Los Angeles Kings																
RK	POS	PLAYER	SW#	GP	TO/G	G	A	PTS	+/-	PIM	PP	SHG	GW	S	S%	
1	C	Anze Kopitar	11	81	22:18	22	38	60	-20	30	1	2	3	156	14.1	
2	R	Dustin Brown	23	72	20:24	22	29	51	-17	24	9	1	3	180	12.2	
3	D	Drew Doughty	8	82	26:35	8	37	45	-34	44	7	0	1	154	5.2	
4	R	Tyler Toffoli	73	82	17:12	13	21	34	-16	23	3	0	3	226	5.8	
5	L	Ilya Kovalchuk	17	64	16:13	16	18	34	-26	10	4	0	1	141	11.3	
6	C	Jeff Carter	77	76	18:09	13	20	33	-20	42	5	1	1	174	7.5	
7	L	Alex Iafallo	19	82	16:49	15	18	33	-17	22	2	0	2	148	10.1	
8	C	Adrian Kempe	9	81	14:30	12	16	28	-10	50	0	0	2	118	10.2	
9	L	Brendan Leipsic	14	62	13:47	7	16	23	-14	24	1	0	1	92	7.6	
10	L	Kyle Clifford	13	72	10:29	11	10	21	4	96	1	0	2	115	9.6	
11	L	* Austin Wagner	51	62	8:55	12	9	21	2	16	0	0	0	67	17.9	
12	D	Alec Martinez	27	60	21:21	4	14	18	-2	8	0	0	2	78	5.1	
13	D	Derek Forbort	24	81	20:44	2	12	14	-13	52	0	0	1	75	2.7	
14	C	Michael Amadio	10	43	10:12	6	7	13	-1	6	0	0	0	37	16.2	
15	C	Trevor Lewis	22	44	14:01	3	9	12	-9	9	0	0	1	87	3.4	
16	R	* Matt Luff	64	33	11:06	8	3	11	-2	9	1	0	2	45	17.6	
17	D	* Sean Walker	61	39	15:25	3	7	10	-8	8	1	0	0	55	5.5	
18	D	Dion Phaneuf	3	67	14:59	1	5	6	-21	53	0	0	0	80	1.3	
19	R	* Carl Grundstrom	38	15	14:58	5	1	6	-4	6	0	0	1	26	19.2	
20	D	* Matt Roy	81	25	17:07	2	4	6	-1	8	0	0	1	34	5.9	
21	D	Paul LaDue	2	33	13:13	2	3	5	0	12	0	0	1	33	6.1	
22	L	Jonny Brodzinski	76	13	9:55	2	1	3	0	2	0	0	0	17	11.8	
23	D	* Daniel Brickley	78	4	12:48	0	1	1	-2	0	0	0	0	2	0.0	
24	R	Nikita Scherbak	21	8	10:10	1	0	1	-4	2	0	0	0	12	8.3	
25	D	Kurtis MacDermid	56	11	9:20	0	1	1	-1	11	0	0	0	5	0.0	
26	C	* Jaret Anderson-Dolan	28	5	11:36	0	1	1	-2	0	0	0	0	6	0.0	
27	R	* Sheldon Rempal	41	7	8:44	0	0	0	0	-1	0	0	0	3	0.0	
28	C	Blake Lizotte	46	1	11:12	0	0	0	-1	0	0	0	0	1	0.0	
RK	POS	PLAYER	SW#	GP	W	L	OT	SA	GA	GAA	SV	SV%	SO	A	PIM	MIN
1	G	Jonathan Quick	32	46	16	23	7	1329	149	3.38	1180	.888	2	2	6	2,647:34
2	G	Jack Campbell	36	31	10	14	1	845	61	2.30	784	.924	2	1	0	1,592:46
3	G	* Cal Petersen	40	11	5	4	1	355	27	2.60	328	.924	1	0	0	621:42
4	G	Peter Budaj	31	3	0	1	0	33	6	5.00	27	.818	0	0	0	71:45

2018-2019 Players By Team - Minnesota Wild

2018-2019 Players by Team - Minnesota Wild																
RK	POS	PLAYER	SW#	GP	TOI/G	G	A	PTS	+/-	PIM	PP	SHG	GW	S	S%	
1	L	Zach Parise	11	74	18:40	28	33	61	-2	26	10	0	5	229	12.2	
2	C	Eric Staal	12	81	18:07	22	30	52	-7	34	7	0	6	215	10.2	
3	D	Ryan Suter	20	82	26:41	7	40	47	-8	41	3	1	2	136	5.1	
4	D	Jared Spurgeon	46	82	24:08	14	29	43	-1	20	4	0	0	152	9.2	
5	L	Jason Zucker	16	81	17:04	21	21	42	-9	28	7	0	5	214	9.8	
6	L	Kevin Fiala	22	83	15:38	13	26	39	-23	36	2	0	2	174	7.5	
7	C	Mikko Koivu	9	48	18:17	8	21	29	-2	22	2	0	0	89	9.0	
8	C	* Ryan Donato	6	56	13:41	10	15	25	-15	6	3	0	1	139	7.2	
9	L	Pontus Aberg	26	59	14:35	12	13	25	-14	20	3	0	1	101	11.9	
10	L	* Jordan Greenway	18	81	13:37	12	12	24	-12	29	0	0	0	109	11.0	
11	D	Matt Dumba	24	32	23:22	12	10	22	-5	21	6	0	1	93	12.9	
12	L	Marcus Foligno	17	82	11:58	7	12	19	-1	55	0	0	0	91	7.7	
13	D	Jonas Brodin	25	82	20:32	4	14	18	-15	30	0	1	2	111	3.6	
14	C	* Luke Kunin	19	49	15:53	6	11	17	-9	27	0	0	1	88	6.8	
15	C	Eric Fehr	21	72	11:02	7	8	15	-8	30	0	0	0	67	10.3	
16	C	Joel Eriksson Ek	14	58	13:30	7	7	14	-7	20	0	0	2	111	6.3	
17	D	Brad Hunt	77	42	14:53	5	7	12	-2	8	4	0	1	75	6.7	
18	C	Victor Rask	49	49	12:06	3	6	9	-4	8	0	0	0	55	5.5	
19	R	J.T. Brown	23	56	9:10	3	5	8	0	29	0	0	0	56	5.4	
20	D	Greg Pateryn	29	80	17:07	1	6	7	-11	41	0	0	0	100	1.0	
21	D	* Nick Seeler	36	71	12:19	2	5	7	-4	64	0	0	1	67	3.0	
22	D	Anthony Bitetto	2	36	11:55	0	3	3	-7	12	0	0	0	30	0.0	
23	R	Matt Read	10	12	11:45	1	0	1	-2	2	0	0	0	13	7.7	
24	D	Matt Bartkowski	44	2	10:42	1	0	1	2	0	0	0	0	2	50.0	
25	C	Kyle Rau	37	6	7:00	0	1	1	0	0	0	0	0	6	0.0	
26	D	* Louie Belpedio	47	2	13:08	0	0	0	0	0	0	0	0	0	0.0	
27	C	Nico Sturm	7	2	12:47	0	0	0	0	0	0	0	0	7	0.0	
28	D	Nate Prosser	39	15	10:13	0	0	0	1	2	0	0	0	10	0.0	
RK	POS	PLAYER	SW#	GP	W	L	OT	SA	GA	GAA	SV	SV%	SO	A	PIM	MIN
1	G	Devan Dubnyk	40	67	31	28	6	1877	163	2.54	1714	.913	2	2	2	3,855:16
2	G	Alex Stalock	32	21	6	8	3	525	53	2.99	472	.899	0	2	4	1,065:06

2018-2019 Players By Team - Montréal Canadiens

2018-2019 Players by Team - Montreal Canadiens																
RK	POS	PLAYER	SW#	GP	TOI/G	G	A	PTS	+/-	PIM	PP	SHG	GW	S	S%	
1	C	Max Domi	13	82	17:22	28	44	72	20	80	4	0	2	203	13.8	
2	L	Tomas Tatar	90	80	16:24	25	33	58	21	34	4	0	4	195	12.8	
3	L	Jonathan Drouin	92	81	16:55	18	35	53	-8	26	3	0	3	190	9.5	
4	C	Phillip Danault	24	81	17:46	12	41	53	17	39	0	0	1	132	9.1	
5	R	Brendan Gallagher	11	82	16:23	33	19	52	10	49	4	0	4	302	10.9	
6	R	Andrew Shaw	65	63	15:54	19	28	47	17	71	3	0	3	135	14.1	
7	D	Jeff Petry	26	82	23:07	13	33	46	-5	28	3	0	4	172	7.6	
8	C	* Jesperi Kotkaniemi	15	79	13:44	11	23	34	1	26	1	0	2	134	8.2	
9	D	Shea Weber	6	58	23:29	14	19	33	15	28	5	0	3	166	8.4	
10	L	Arttu Lehkonen	62	82	15:33	11	20	31	10	32	0	0	4	176	6.3	
11	L	Paul Byron	41	56	14:34	15	16	31	16	17	0	2	3	94	16.0	
12	R	Joel Armia	40	57	15:47	13	10	23	0	14	2	1	2	134	9.7	
13	D	Jordie Benn	8	81	18:11	5	17	22	15	39	0	0	1	93	5.4	
14	C	Jordan Weal	43	63	13:27	8	13	21	-8	18	2	0	1	75	10.7	
15	D	Brett Kulak	17	57	17:50	6	11	17	12	31	0	1	3	102	5.9	
16	D	Victor Mete	53	71	17:46	0	13	13	17	6	0	0	0	65	0.0	
17	C	Nate Thompson	21	78	13:00	5	8	13	-1	17	0	0	0	71	7.0	
18	D	Mike Reilly	28	57	18:40	3	8	11	0	16	1	0	1	101	3.0	
19	R	Dale Weise	22	51	11:46	5	6	11	-8	19	0	1	1	58	8.6	
20	C	Matthew Peca	63	39	10:31	3	7	10	-14	4	0	0	0	35	8.6	
21	D	Christian Folin	32	45	15:39	0	6	6	27	0	0	0	0	47	0.0	
22	L	Charles Hudon	54	32	11:40	3	2	5	-9	16	0	0	0	50	6.0	
23	L	Nicolas Deslauriers	20	48	10:02	2	3	5	-12	22	0	1	0	48	4.2	
24	C	Michael Chaput	43	32	11:13	0	5	5	-4	14	0	0	0	31	0.0	
25	D	* Noah Juulsen	58	21	17:06	1	4	5	5	6	0	0	0	22	4.5	
26	D	Xavier Ouellet	61	19	17:00	0	3	3	-3	13	0	0	0	32	0.0	
27	C	* Ryan Poehling	25	1	11:22	3	0	3	3	0	0	0	0	3	100.0	
28	D	David Schlennker	21	18	19:50	0	2	2	-1	4	0	0	0	29	0.0	
29	C	Tomas Plekanec	14	3	10:52	1	0	1	0	0	0	0	0	8	12.5	
30	D	Karl Alzner	27	9	17:18	0	1	1	1	2	0	0	0	8	0.0	
RK	POS	PLAYER	SW#	GP	W	L	OT	SA	GA	GAA	SV	SV%	SO	A	PIM	MIN
1	G	Carey Price	31	66	35	24	6	1952	161	2.49	1791	.918	4	1	2	3,880:15
2	G	Antti Niemi	37	17	8	6	2	539	61	3.78	478	.887	0	1	0	968:48
3	G	* Charlie Lindgren	39	1	1	0	0	49	5	4.62	44	.898	0	0	0	65:00

2018-2019 Players By Team - Nashville Predators

2016-17 Players By Team - Nashville Predators																
RK	POS	PLAYER	SW#	GP	TO/G	G	A	PTS	+/-	PIM	PP	SHG	GW	S	S%	
1	C	Ryan Johansen	92	80	19:33	14	50	64	7	42	0	1	6	136	10.3	
2	D	Roman Josi	59	82	25:09	15	41	56	9	42	2	0	4	274	5.5	
3	C	Mikael Granlund	64	79	18:20	16	38	54	-8	24	2	2	5	189	8.5	
4	L	Filip Forsberg	9	64	18:36	28	22	50	8	26	7	2	4	217	12.9	
5	R	Viktor Arvidsson	33	58	19:08	34	14	48	12	26	3	2	7	195	17.4	
6	D	Mattias Ekholm	14	80	23:21	8	36	44	27	47	2	0	3	146	5.5	
7	D	Ryan Ellis	4	82	24:00	7	34	41	21	20	1	1	2	149	4.7	
8	R	Craig Smith	15	76	15:07	21	17	38	11	20	4	0	2	205	10.2	
9	C	Nick Bonino	13	81	16:18	17	18	35	27	18	3	0	1	118	14.4	
10	D	P.K. Subban	76	63	22:39	9	22	31	5	60	2	1	1	168	5.4	
11	R	Wayne Simmonds	17	79	15:39	17	13	30	-16	99	5	0	2	157	10.8	
12	C	Colton Sissons	10	75	16:02	15	15	30	20	23	1	0	3	111	13.5	
13	C	Calle Jarnkrok	19	79	15:25	10	16	26	13	12	1	1	1	106	9.4	
14	C	Brian Boyle	11	73	13:26	18	6	24	-14	38	7	1	4	123	14.6	
15	C	Kyle Turris	8	55	15:41	7	16	23	-6	33	4	0	1	78	9.0	
16	L	Austin Watson	51	37	14:29	7	9	16	11	39	1	0	1	64	10.9	
17	C	Rocco Grimaldi	23	53	10:00	5	8	13	-2	10	0	0	0	81	6.2	
18	D	Yannick Weber	7	62	11:54	2	6	8	7	18	0	0	0	67	3.0	
19	R	Mikka Salomaki	20	37	10:27	3	4	7	5	8	0	0	0	51	5.9	
20	D	Matt Irwin	52	44	11:17	1	6	7	5	38	0	0	0	50	2.0	
21	D	Dan Hamhuis	5	57	16:02	0	5	5	-2	28	0	0	0	39	0.0	
22	L	Phillip Di Giuseppe	16	24	10:08	1	3	4	-3	8	0	0	0	31	3.2	
23	C	Frederick Gaudreau	89	55	9:00	3	1	4	1	2	0	0	1	43	7.0	
24	L	Zac Rinaldo	36	23	7:07	1	2	3	1	20	0	0	1	11	9.1	
25	R	* Eeli Tolvanen	26	4	13:16	1	1	2	2	0	0	0	0	2	50.0	
26	D	Matt Donovan	46	2	7:23	0	1	1	0	2	0	0	0	1	0.0	
27	L	Cody McLeod	55	38	6:29	1	0	1	-13	67	0	0	0	22	4.5	
28	D	* Dante Fabbro	57	4	12:44	1	0	1	-1	0	0	0	0	5	20.0	
29	C	* Rem Pitlick	16	1	9:43	0	0	0	0	2	0	0	0	0	0.0	
30	C	* Colin Blackwell	42	6	9:44	0	0	0	0	-1	2	0	0	5	0.0	
31	C	* Anthony Richard	90	1	7:22	0	0	0	0	-1	0	0	0	0	0.0	
RK	POS	PLAYER	SW#	GP	W	L	OT	SA	GA	GAA	SV	SV%	SO	A	PIM	MIN
1	G	Pekka Rinne	35	56	30	19	4	1581	130	2.42	1451	.918	4	0	4	3,219:44
2	G	Juuse Saros	74	31	17	10	2	870	74	2.62	796	.915	3	0	0	1,696:13

2018-2019 Players By Team - New Jersey Devils

2018-2019 Players by Team - New Jersey Devils																
RK	POS	PLAYER	SW#	GP	TO/G	G	A	PTS	+/-	PIM	PP	SHG	GW	S	S%	
1	R	Kyle Palmieri	21	74	18:09	27	23	50	-9	42	11	0	2	224	12.1	
2	C	Nico Hischer	13	69	18:06	17	30	47	0	24	3	0	3	160	10.6	
3	C	Travis Zajac	19	80	19:16	19	27	46	-25	20	5	2	3	120	15.8	
4	D	Damon Severson	28	82	22:02	11	28	39	-27	58	3	0	0	146	7.5	
5	L	Taylor Hall	9	33	19:41	11	26	37	-6	16	1	0	3	113	9.7	
6	C	Blake Coleman	20	78	17:00	22	14	36	-19	71	3	3	3	213	10.3	
7	L	Jesper Bratt	63	51	15:10	8	25	33	-8	6	1	0	1	91	8.8	
8	D	Will Butcher	8	78	19:16	4	26	30	-17	18	1	0	1	108	3.7	
9	D	Andy Greene	6	82	20:50	5	20	25	-9	16	0	0	0	104	4.8	
10	C	Pavel Zacha	37	61	16:04	13	12	25	-6	15	4	2	2	99	13.1	
11	L	Kenny Agostino	17	63	12:55	6	18	24	-3	34	0	0	0	79	7.6	
12	L	Miles Wood	44	63	13:41	10	14	24	-10	91	1	0	1	159	6.3	
13	D	Sami Vatanen	45	50	21:43	4	13	17	-17	22	3	0	0	107	3.7	
14	L	* Brett Seney	43	51	10:19	5	8	13	-14	31	0	0	0	49	10.2	
15	R	Drew Stafford	18	57	12:15	5	8	13	-7	18	1	0	0	77	6.5	
16	D	Connor Carrick	5	34	16:47	2	9	11	-13	19	0	0	1	42	4.8	
17	D	Mirco Mueller	25	53	18:04	1	10	11	-3	17	0	0	0	39	2.6	
18	C	* Kevin Rooney	58	41	12:36	6	4	10	-4	15	0	1	1	39	15.4	
19	R	Stefan Noesen	23	41	12:43	3	5	8	-19	28	0	0	0	64	4.7	
20	R	* Joey Anderson	49	34	12:54	4	3	7	-7	6	0	1	1	49	8.2	
21	D	Egor Yakovlev	74	25	15:40	2	5	7	-6	6	0	0	0	24	8.3	
22	D	Steven Santini	16	39	16:39	1	3	4	-6	16	0	0	0	41	2.4	
23	R	* Kurtis Gabriel	39	22	7:22	2	2	4	0	59	0	0	1	7	28.6	
24	R	* Nathan Bastian	42	7	12:40	3	0	3	0	10	0	0	0	13	23.1	
25	C	* Michael McLeod	41	21	12:11	0	3	3	-8	13	0	0	0	21	0.0	
26	C	* John Quenneville	47	19	11:18	1	0	1	-1	4	0	0	1	16	6.3	
27	D	Ryan Murphy	32	3	11:10	0	1	1	1	0	0	0	0	1	0.0	
28	L	Eric Tangradi	34	6	13:46	0	1	1	-3	0	0	0	0	10	0.0	
29	L	Blake Pietila	56	19	13:15	0	1	1	-7	6	0	0	0	22	0.0	
30	R	Nick Lappin	15	11	13:41	0	0	0	-6	0	0	0	0	11	0.0	
31	D	* Josh Jacobs	40	1	14:54	0	0	0	-1	0	0	0	0	1	0.0	
32	C	* Brandon Gignac	51	1	9:04	0	0	0	-2	0	0	0	0	1	0.0	
33	D	* Colton White	68	3	14:13	0	0	0	-2	2	0	0	0	1	0.0	
34	D	Eric Gryba	2	10	15:17	0	0	0	0	-1	10	0	0	11	0.0	
RK	POS	PLAYER	SW#	GP	W	L	OT	SA	GA	GAA	SV	SV%	SO	A	PIM	MIN
1	G	Keith Kinkaid	1	41	15	18	6	1188	129	3.36	1059	.891	3	0	0	2,301:58
2	G	* Mackenzie Blackwood	29	23	10	10	0	669	55	2.61	614	.918	2	0	0	1,263:52
3	G	Cory Schneider	35	26	6	13	4	718	70	3.06	648	.903	1	0	0	1,371:47

2018-2019 Players By Team - New York Islanders

2018-2019 Players by Team - New York Islanders																
RK	POS	PLAYER	SW#	GP	TOI/G	G	A	PTS	+/-	PIM	PP	SHG	GW	S	S%	
1	C	Mathew Barzal	13	82	17:55	18	44	62	-5	46	3	0	3	179	10.1	
2	R	Josh Bailey	12	82	16:49	16	40	56	8	21	2	1	4	126	12.7	
3	C	Brock Nelson	29	82	17:58	25	28	53	20	28	2	1	3	181	13.8	
4	L	Anders Lee	27	82	17:05	28	23	51	20	58	10	0	5	204	13.7	
5	D	Ryan Pulock	6	82	22:21	9	28	37	21	22	3	0	3	180	5.0	
6	R	Jordan Eberle	7	78	16:31	19	18	37	-6	17	7	0	5	160	11.9	
7	C	Casey Cizikas	53	73	14:01	20	13	33	22	36	0	2	3	111	18.0	
8	C	Valtteri Filppula	51	72	14:16	17	14	31	19	16	0	1	4	78	21.8	
9	L	Anthony Beauvillier	18	81	14:38	18	10	28	1	8	1	0	4	156	11.5	
10	D	Nick Leddy	2	82	21:33	4	22	26	0	18	0	0	0	116	3.4	
11	R	Leo Komarov	47	82	13:53	6	20	26	18	42	0	0	1	78	7.7	
12	R	Cal Clutterbuck	15	73	13:58	8	15	23	6	44	3	0	2	95	8.4	
13	D	Adam Pelech	3	78	18:37	5	16	21	22	24	0	0	0	110	4.5	
14	D	Scott Mayfield	24	79	18:44	4	15	19	18	68	0	1	0	104	3.8	
15	D	Johnny Boychuk	55	74	18:49	3	16	19	10	25	1	0	1	157	1.9	
16	D	* Devon Toews	25	48	17:53	5	13	18	7	4	1	0	2	81	6.2	
17	L	Matt Martin	17	67	11:26	6	8	14	5	53	0	0	1	62	9.7	
18	L	Andrew Ladd	16	26	13:50	3	8	11	3	16	0	0	0	34	8.8	
19	R	Tom Kuhnhackl	14	36	12:40	4	5	9	1	10	0	0	0	30	13.3	
20	L	* Michael Dal Colle	28	28	12:06	3	4	7	3	2	0	0	2	34	8.8	
21	L	* Ross Johnston	32	17	7:54	1	3	4	3	23	0	0	0	12	8.3	
22	D	Thomas Hickey	4	40	18:30	0	4	4	5	33	0	0	0	47	0.0	
23	R	Joshua Ho-Sang	26	10	14:31	1	1	2	2	6	0	0	0	10	10.0	
24	D	Luca Sbisa	21	9	15:28	0	1	1	0	4	0	0	0	5	0.0	
25	C	Tanner Fritz	11	8	10:49	0	1	1	-3	2	0	0	0	6	0.0	
26	C	Stephen Gionta	10	5	8:47	0	0	0	-4	0	0	0	0	4	0.0	
RK	POS	PLAYER	SW#	GP	W	L	OT	SA	GA	GAA	SV	SV%	SO	A	PIM	MIN
1	G	Robin Lehner	40	46	25	13	5	1323	93	2.13	1230	.930	6	1	0	2,615:49
2	G	Thomas Greiss	1	43	23	14	2	1185	87	2.28	1098	.927	5	1	4	2,293:42
3	G	* Christopher Gibson	33	2	0	0	0	17	1	1.50	16	.941	0	0	0	40:00

2018-2019 Players By Team - New York Rangers

2018-2019 Players by Team - New York Rangers																
RK	POS	PLAYER	SW#	GP	TOI/G	G	A	PTS	+/-	PIM	PP	SHG	GW	S	S%	
1	C	Mika Zibanejad	93	82	20:33	30	44	74	-12	47	11	2	5	236	12.7	
2	L	Chris Kreider	20	79	17:24	28	24	52	4	57	7	0	2	201	13.9	
3	R	Pavel Buchnevich	89	64	15:10	21	17	38	-10	13	7	0	1	119	17.6	
4	C	Ryan Strome	16	81	15:34	19	16	35	-3	64	4	0	2	110	17.3	
5	L	Jimmy Vesey	26	81	16:03	17	18	35	-6	21	1	0	4	154	11.0	
6	C	Vladislav Namestnikov	90	78	15:47	11	20	31	-7	44	1	2	3	119	9.2	
7	D	Tony DeAngelo	77	61	19:19	4	26	30	6	77	0	0	0	111	3.6	
8	D	Kevin Shattenkirk	22	73	18:56	2	26	28	-15	20	1	0	0	148	1.4	
9	D	Neal Pionk	44	73	21:09	6	20	26	-16	35	2	0	1	132	4.5	
10	D	Brady Skjei	76	78	21:14	8	17	25	-4	44	0	0	1	126	6.3	
11	C	* Filip Chytil	72	75	13:47	11	12	23	-22	8	3	0	2	133	8.3	
12	C	* Brett Howden	21	66	14:56	6	17	23	-16	14	0	0	1	74	8.1	
13	R	Jesper Fast	17	66	15:43	8	12	20	-3	26	0	0	1	80	10.0	
14	L	* Brendan Lemieux	48	63	9:02	12	5	17	6	108	0	0	1	67	17.9	
15	D	Marc Staal	18	79	19:25	3	10	13	-9	32	0	0	0	84	3.6	
16	D	Brendan Smith	42	63	15:17	4	9	13	-7	71	0	0	0	66	6.1	
17	C	Boo Nieves	24	43	9:39	4	6	10	-4	8	0	0	1	34	11.8	
18	C	* Lias Andersson	50	42	10:43	2	4	6	-13	29	0	1	0	41	4.9	
19	D	Fredrik Claesson	33	37	17:14	2	4	6	3	9	0	0	0	44	4.5	
20	L	Connor Brickley	23	14	8:58	1	3	4	3	9	0	0	0	18	5.6	
21	C	* Vinni Lettieri	95	27	10:09	1	2	3	-7	14	1	0	0	40	2.5	
22	D	* Libor Hajek	43	5	16:31	1	0	1	1	6	0	0	0	10	10.0	
23	L	Matt Beleskey	39	4	7:22	1	0	1	1	5	0	0	0	3	33.3	
24	D	* Ryan Lindgren	55	5	14:35	0	0	0	-6	8	0	0	0	8	0.0	
25	L	* Timothy Gettler	25	4	7:31	0	0	0	0	0	0	0	0	2	0.0	
26	D	John Gilmour	58	5	16:04	0	0	0	-3	4	0	0	0	9	0.0	
27	C	* Steven Fogarty	38	10	7:45	0	0	0	-1	0	0	0	0	0	0.0	
RK	POS	PLAYER	SW#	GP	W	L	OT	SA	GA	GAA	SV	SV%	SO	A	PIM	MIN
1	G	Henrik Lundqvist	30	52	18	23	10	1699	158	3.07	1541	.907	0	3	0	3,088:53
2	G	* Alexandar Georgiev	40	33	14	13	4	1057	91	2.91	966	.914	2	2	2	1,874:10

2018-2019 Players By Team - Ottawa Senators

RK	POS	PLAYER	SW#	GP	TO/G	G	A	PTS	+/-	PIM	PP	SHG	GW	S	S%	
1	D	Thomas Chabot	72	70	24:17	14	41	55	-12	32	1	1	2	185	7.6	
2	C	Chris Tierney	71	81	17:01	9	39	48	-22	26	0	0	1	116	7.8	
3	L	* Brady Tkachuk	7	71	16:01	22	23	45	-10	75	4	0	3	214	10.3	
4	R	Bobby Ryan	9	78	15:40	15	27	42	-29	35	7	0	1	160	9.4	
5	C	* Colin White	36	71	16:11	14	27	41	-24	24	5	0	2	123	11.4	
6	L	Mikkel Boedker	89	71	14:01	7	28	35	-23	6	2	0	1	88	8.0	
7	L	Anthony Duclair	10	74	12:42	19	14	33	-2	14	7	0	3	132	14.4	
8	L	Zack Smith	15	70	16:21	9	19	28	-6	81	0	1	1	101	8.9	
9	D	Cody Ceci	5	74	22:33	7	19	26	-22	18	0	0	2	132	5.3	
10	D	Dylan DeMelo	2	77	19:17	4	18	22	-1	32	0	0	0	109	3.7	
11	L	Oscar Lindberg	24	55	12:28	9	11	20	4	28	0	0	0	91	9.9	
12	L	Magnus Paajarvi	56	80	13:28	11	8	19	-14	6	0	1	1	119	9.2	
13	L	Brian Gibbons	17	64	10:55	8	11	19	-5	20	0	0	0	50	16.0	
14	D	* Maxime Lajoie	58	56	18:54	7	8	15	-25	20	4	0	0	79	8.9	
15	L	* Rudolf's Balcers	38	36	12:21	5	9	14	-7	10	3	0	1	48	10.4	
16	C	Jean-Gabriel Pageau	44	39	17:50	4	8	12	-12	14	0	0	0	83	4.8	
17	D	* Christian Wolanin	86	30	17:19	4	8	12	3	6	0	0	1	36	11.1	
18	D	* Christian Jaros	83	61	14:22	1	9	10	-14	27	0	0	0	65	1.5	
19	R	* Drake Batherson	79	20	13:24	3	6	9	-2	6	2	0	2	18	16.7	
20	D	Mark Borowicki	74	53	15:34	1	4	5	-12	89	0	0	0	59	1.7	
21	D	Ben Harpur	67	51	17:37	1	4	5	-13	56	0	0	0	50	2.0	
22	R	* Max Veroneau	14	12	12:31	2	2	4	-5	0	1	0	0	15	13.3	
23	R	Darren Archibald	90	12	7:22	1	1	2	-3	12	0	0	0	10	10.0	
24	L	Tom Pyatt	10	37	11:42	0	2	2	-16	2	0	0	0	29	0.0	
25	L	Nick Paul	13	20	8:28	1	1	2	-10	4	0	0	0	30	3.3	
26	C	* Filip Chlapik	78	5	13:51	1	0	1	-2	4	0	0	0	9	11.1	
27	L	* Alex Formenton	59	9	11:40	1	0	1	-2	6	0	0	0	16	6.3	
28	D	Stefan Elliott	29	3	8:59	0	1	1	1	0	0	0	0	3	0.0	
29	L	Max McCormick	0	14	7:30	1	0	1	-6	4	0	0	0	12	8.3	
30	D	* Andreas Englund	39	3	13:20	0	0	0	-2	10	0	0	0	2	0.0	
31	R	* Jack Rodewald	53	6	7:03	0	0	0	0	0	0	0	0	2	0.0	
32	D	* Erik Brannstrom	26	2	18:03	0	0	0	0	0	0	0	0	0	0.0	
33	D	Erik Burgdoerfer	46	4	10:40	0	0	0	-1	2	0	0	0	2	0.0	
34	C	* Logan Brown	21	2	10:31	0	0	0	-2	0	0	0	0	2	0.0	
35	D	Justin Falk	42	10	12:55	0	0	0	-4	11	0	0	0	7	0.0	
36	R	* Vitaly Abramov	85	1	13:52	0	0	0	-3	0	0	0	0	0	0.0	
37	D	Cody Goloubef	28	5	10:49	0	0	0	0	2	0	0	0	3	0.0	
RK	POS	PLAYER	SW#	GP	W	L	OT	SA	GA	GAA	SV	SV%	SO	A	PIM	MIN
1	G	Craig Anderson	41	50	17	27	4	1676	163	3.51	1513	.903	2	2	0	2,785:11
2	G	Anders Nilsson	31	36	14	19	1	1098	101	2.97	997	.908	2	1	0	2,039:48
3	G	Mike Condon	1	2	0	2	0	40	8	6.40	32	.800	0	0	0	75:15
4	G	* Joey Daccord	34	1	0	1	0	40	5	5.00	35	.875	0	0	0	60:00
5	G	* Marcus Hogberg	35	4	0	2	1	121	14	4.08	107	.884	0	0	0	205:30

2018-2019 Players By Team - Philadelphia Flyers

RK	POS	PLAYER	SW#	GP	TO/G	G	A	PTS	+/-	PIM	PP	SHG	GW	S	S%	
1	C	Claude Giroux	28	82	21:27	22	63	85	9	24	2	1	4	229	9.6	
2	C	Sean Couturier	14	80	22:07	33	43	76	2	34	8	1	5	223	14.8	
3	R	Jakub Voracek	93	78	18:40	20	46	66	-16	25	4	0	2	210	9.5	
4	R	Travis Konecny	11	82	15:15	24	25	49	-4	40	4	0	3	182	13.2	
5	L	James van Riemsdyk	25	66	16:36	27	21	48	-10	18	8	0	4	167	16.2	
6	D	Shayne Gostisbehere	53	78	19:39	9	28	37	-20	22	4	0	2	180	5.0	
7	D	Travis Sanheim	6	82	19:33	9	26	35	-4	22	2	0	2	121	7.4	
8	L	* Oskar Lindblom	23	81	13:44	17	16	33	-9	20	2	0	2	162	10.5	
9	C	Scott Laughton	21	82	14:51	12	20	32	-11	53	0	0	1	130	9.2	
10	C	Nolan Patrick	19	72	15:04	13	18	31	-8	27	1	0	3	115	11.3	
11	R	Ryan Hartman	38	83	13:07	12	14	26	1	74	0	0	2	145	8.3	
12	D	Ivan Provorov	9	82	25:06	7	19	26	-16	32	0	0	1	145	4.8	
13	D	Robert Hagg	8	82	16:56	5	15	20	-3	63	0	0	1	86	5.8	
14	D	Radko Gudas	3	77	17:52	4	16	20	6	63	0	0	0	136	2.9	
15	L	Michael Raffl	12	67	11:24	6	12	18	-1	32	0	1	1	65	9.2	
16	D	Andrew MacDonald	47	47	16:23	0	9	9	-5	18	0	0	0	41	0.0	
17	C	Phil Varone	44	47	7:54	3	4	7	-2	8	0	0	0	34	8.8	
18	C	Corban Knight	10	23	9:40	1	3	4	-5	0	0	0	0	15	6.7	
19	C	Jori Lehtera	15	27	9:06	1	2	3	-7	33	0	0	0	17	5.9	
20	D	* Philippe Myers	61	21	15:22	1	1	2	-5	2	0	0	0	25	4.0	
21	C	* Mikhail Vorobeyev	24	15	9:20	1	1	2	0	2	0	0	0	10	10.0	
22	R	Justin Bailey	27	11	5:44	0	1	1	0	2	0	0	0	5	0.0	
23	R	* Nicolas Aube-Kubel	62	9	5:35	0	0	0	1	0	0	0	0	2	0.0	
24	D	* Samuel Morin	5	5	12:22	0	0	0	-3	4	0	0	0	5	0.0	
25	D	* Mark Friedman	59	1	12:33	0	0	0	-1	0	0	0	0	1	0.0	
26	L	* Tyrell Goulbourne	39	2	7:24	0	0	0	0	0	0	0	0	3	0.0	
RK	POS	PLAYER	SW#	GP	W	L	OT	SA	GA	GAA	SV	SV%	SO	A	PIM	MIN
1	G	* Carter Hart	79	31	16	13	1	976	81	2.83	895	.917	0	0	0	1,716:55
2	G	Cam Talbot	33	35	11	17	3	997	108	3.40	889	.892	1	1	0	1,905:16
3	G	Brian Elliott	37	26	11	11	1	741	69	2.96	672	.897	1	1	2	1,396:43
4	G	Michal Neuvirth	30	7	1	4	1	184	26	4.26	158	.859	0	0	0	365:38
5	G	Mike McKenna	56	11	1	5	1	316	34	3.99	282	.892	0	0	0	511:15
6	G	* Alex Lyon	34	2	0	1	0	31	6	5.07	25	.806	0	0	0	70:49

2018-2019 Players By Team - Pittsburgh Penguins

2018-2019 Players by Team - Pittsburgh Penguins																
RK	POS	PLAYER	SW#	GP	TOI/G	G	A	PTS	+/-	PIM	PP	SHG	GW	S	S%	
1	C	Sidney Crosby	87	79	20:59	35	65	100	18	36	12	0	3	220	15.9	
2	R	Phil Kessel	81	82	17:58	27	55	82	-19	28	12	0	10	215	12.6	
3	L	Jake Guentzel	59	82	19:21	40	36	76	13	26	6	1	4	227	17.6	
4	C	Evgeni Malkin	71	68	18:48	21	51	72	-25	89	9	0	5	187	11.2	
5	D	Kris Letang	58	65	25:57	16	40	56	13	48	2	1	3	206	7.8	
6	R	Patric Hornqvist	72	69	15:28	18	19	37	-3	26	6	0	2	197	9.1	
7	C	Jared McCann	19	78	14:31	19	16	35	-1	31	1	4	2	150	12.7	
8	R	Bryan Rust	17	72	15:54	18	17	35	10	24	0	2	4	141	12.8	
9	C	Dominik Simon	12	71	13:19	8	20	28	8	18	1	0	0	121	6.6	
10	C	Nick Bjugstad	27	64	15:07	14	12	26	6	30	2	0	2	154	9.1	
11	D	* Marcus Pettersson	28	84	16:40	2	23	25	17	66	1	0	0	87	2.3	
12	D	Brian Dumoulin	8	76	21:01	3	20	23	31	20	0	0	0	99	3.0	
13	C	Matt Cullen	7	71	11:30	7	13	20	6	14	0	2	2	87	8.0	
14	C	* Zach Aston-Reese	46	43	13:39	8	9	17	12	26	0	1	1	76	10.5	
15	D	Justin Schultz	4	29	20:30	2	13	15	0	4	1	0	0	47	4.3	
16	D	Olli Maatta	3	60	18:35	1	13	14	9	12	1	0	1	74	1.4	
17	D	Jack Johnson	73	82	19:16	1	12	13	-4	41	1	0	0	86	1.2	
18	D	Erik Gudbranson	44	76	18:13	2	8	10	-20	87	0	0	1	94	2.1	
19	C	* Teddy Blueger	53	28	11:03	6	4	10	7	15	0	1	1	33	18.2	
20	L	Garrett Wilson	10	50	7:36	2	6	8	2	18	0	0	0	54	3.7	
21	C	* Jean-Sebastien Dea	39	23	10:15	4	2	6	0	8	0	0	1	29	13.8	
22	D	* Juuso Riihola	50	37	16:41	2	3	5	3	10	2	0	1	43	4.7	
23	D	Chad Ruhwedel	2	18	16:16	1	1	2	-9	4	0	0	1	22	4.5	
24	C	* Adam Johnson	47	6	5:18	0	2	2	2	2	0	0	0	3	0.0	
25	D	Zach Trotman	5	13	15:15	0	1	1	4	4	0	0	0	16	0.0	
26	C	Joseph Blandisi	36	9	7:26	0	0	0	-1	6	0	0	0	8	0.0	
RK	POS	PLAYER	SW#	GP	W	L	OT	SA	GA	GAA	SV	SV%	SO	A	PIM	MIN
1	G	Matt Murray	30	50	29	14	6	1584	129	2.69	1465	.919	4	0	4	2,880:14
2	G	Casey DeSmith	1	36	15	11	5	1060	89	2.75	971	.916	3	0	2	1,943:33
3	G	Tristan Jarry	35	2	0	1	1	62	7	3.50	55	.887	0	0	0	120:03

2018-2019 Players By Team - San Jose Sharks

2018-2019 Players By Team - San Jose Sharks																
RK	POS	PLAYER	SW#	GP	TOUG	G	A	PTS	+/-	PIM	PP	SHG	GW	S	S%	
1	D	Brent Burns	88	82	25:05	16	67	83	13	34	7	1	6	300	5.3	
2	C	Tomas Hertl	48	77	19:01	35	39	74	5	18	11	1	5	176	19.9	
3	C	Logan Couture	39	81	18:35	27	43	70	-6	22	6	2	3	204	13.2	
4	R	Timo Meier	28	78	16:58	30	36	66	9	55	6	0	2	250	12.0	
5	C	Joe Pavelski	8	75	19:02	38	26	64	-4	22	12	1	6	188	20.2	
6	C	Gustav Nyquist	14	81	17:31	22	38	60	1	12	2	0	3	204	10.8	
7	L	Evander Kane	9	75	18:24	30	26	56	-4	153	5	1	1	268	11.2	
8	R	Kevin Labanc	62	82	14:01	17	39	56	-1	36	2	0	4	130	13.1	
9	C	Joe Thornton	19	73	15:32	16	35	51	8	20	3	0	4	90	17.8	
10	D	Erik Karlsson	65	53	24:29	3	42	45	6	22	2	0	1	169	1.8	
11	R	Jonas Donskoi	27	80	13:25	14	23	37	10	10	1	0	4	115	12.2	
12	L	Marcus Sorensen	20	80	12:57	17	13	30	10	23	0	1	1	100	17.0	
13	D	Marc-Edouard Vlasic	44	72	21:02	3	22	25	-6	10	0	0	0	100	3.0	
14	D	Brenden Dillon	4	82	17:44	1	21	22	19	61	0	1	0	71	1.4	
15	D	Justin Braun	61	78	20:18	2	14	16	-14	35	0	0	0	105	1.9	
16	R	Barclay Goodrow	23	82	11:00	7	9	16	4	76	0	1	3	84	8.3	
17	C	Melker Karlsson	68	79	11:29	12	4	16	-1	26	0	0	2	79	15.2	
18	D	Tim Heed	72	37	14:22	2	11	13	9	10	1	0	0	41	4.9	
19	C	Lukas Radil	52	36	10:40	7	4	11	7	6	0	0	2	40	17.5	
20	D	* Radim Simek	51	41	15:12	1	8	9	7	8	0	0	1	41	2.4	
21	C	* Antti Suomela	40	27	11:19	3	5	8	1	4	0	0	0	42	7.1	
22	D	Joakim Ryan	47	44	12:46	0	7	7	-1	15	0	0	0	35	0.0	
23	C	Michael Haley	18	43	8:05	2	4	6	-2	75	0	0	0	34	5.9	
24	C	* Rourke Chartier	60	13	9:24	1	0	1	-5	2	0	0	0	19	5.3	
25	D	* Jacob Middleton	67	3	9:56	0	1	1	-1	2	0	0	0	0	0.0	
26	C	* Dylan Gambrell	7	8	8:37	0	0	0	1	2	0	0	0	6	0.0	
RK	POS	PLAYER	SW#	GP	W	L	OT	SA	GA	GAA	SV	SV%	SO	A	PIM	MIN
1	G	Martin Jones	31	62	36	19	5	1699	176	2.94	1523	.896	3	1	2	3,597:13
2	G	Aaron Dell	30	25	10	8	4	613	70	3.17	543	.886	2	0	0	1,323:17

2018-2019 Players By Team - St. Louis Blues

RK	POS	PLAYER	SW#	GP	TO/G	G	A	PTS	+/-	PIM	PP	SHG	GW	S	S%	
1	C	Ryan O'Reilly	90	82	20:45	28	49	77	22	12	6	1	5	234	12.0	
2	R	Vladimir Tarasenko	91	76	18:23	33	35	68	8	22	12	0	5	275	12.0	
3	C	Brayden Schenn	10	72	18:35	17	37	54	3	40	4	0	5	159	10.7	
4	L	David Perron	57	57	17:05	23	23	46	3	46	7	0	1	112	20.5	
5	D	Alex Pietrangelo	27	71	24:04	13	28	41	2	22	3	0	2	168	7.7	
6	C	Tyler Bozak	21	72	16:20	13	25	38	-3	20	2	0	3	141	9.2	
7	L	Jaden Schwartz	17	69	18:07	11	25	36	-6	16	2	0	1	183	6.0	
8	D	Vince Dunn	29	78	17:31	12	23	35	14	45	3	0	4	150	8.0	
9	C	* Robert Thomas	18	70	13:04	9	24	33	-2	14	3	0	0	80	11.3	
10	C	Oskar Sundqvist	70	74	13:49	14	17	31	-1	22	0	1	2	113	12.4	
11	L	Pat Maroon	7	74	14:10	10	18	28	-3	64	2	0	3	118	8.5	
12	D	Colton Parayko	55	80	22:47	10	18	28	20	15	4	0	3	176	5.7	
13	L	Alexander Steen	20	65	15:50	10	17	27	2	14	2	1	0	114	8.8	
14	C	Ivan Barbashev	49	80	11:30	14	12	26	-4	17	0	2	1	60	23.3	
15	L	Zach Sanford	12	60	12:34	8	12	20	8	21	0	0	2	77	10.4	
16	D	Jay Bouwmeester	19	78	20:43	3	14	17	-3	40	0	0	1	82	3.7	
17	D	Joel Edmundson	6	64	19:23	2	9	11	8	68	0	0	1	102	2.0	
18	D	Robert Bortuzzo	41	59	15:28	2	8	10	9	47	0	0	0	75	2.7	
19	D	Michael Del Zotto	42	42	17:01	1	9	10	-2	8	0	0	0	45	2.2	
20	D	Carl Gunnarsson	4	25	15:55	3	4	7	8	6	0	0	1	21	14.3	
21	C	Robby Fabbri	15	32	12:39	2	4	6	-4	6	0	0	1	43	4.7	
22	L	* Mackenzie MacEachern	62	29	8:01	3	2	5	0	10	0	0	1	33	9.1	
23	L	* Sammy Blais	9	32	9:51	2	2	4	-1	6	0	0	0	27	7.4	
24	C	* Jordan Kyrou	33	16	9:39	1	2	3	-1	4	0	0	0	16	6.3	
25	C	Jordan Nolan	71	14	7:56	0	2	2	2	14	0	0	0	17	0.0	
26	D	Jordan Schmalz	43	20	11:29	0	2	2	-7	2	0	0	0	11	0.0	
27	D	Chris Butler	25	13	14:02	1	1	2	3	0	0	0	0	10	10.0	
28	D	Jakub Jerabek	28	1	7:52	0	0	0	-3	2	0	0	0	1	0.0	
29	R	Nikita Soshnikov	86	5	7:10	0	0	0	-1	0	0	0	0	1	0.0	
30	R	Chris Thorburn	22	1	1:52	0	0	0	0	0	0	0	0	0	0.0	
RK	POS	PLAYER	SW#	GP	W	L	OT	SA	GA	GAA	SV	SV%	SO	A	PIM	MIN
1	G	* Jordan Binnington	50	32	24	5	1	807	59	1.89	748	.927	5	0	0	1,876:25
2	G	Jake Allen	34	46	19	17	8	1277	121	2.83	1156	.905	3	0	0	2,567:57

2018-2019 Players By Team - Tampa Bay Lightning

RK	POS	PLAYER	SW#	GP	TO/G	G	A	PTS	+/-	PIM	PP	SHG	GW	S	S%	
1	R	Nikita Kucherov	86	82	19:57	41	87	128	24	62	15	0	8	246	16.7	
2	C	Steven Stamkos	91	82	18:18	45	53	98	4	37	19	2	6	234	19.2	
3	C	Brayden Point	21	79	18:55	41	51	92	27	28	20	0	7	191	21.5	
4	D	Victor Hedman	77	70	22:46	12	42	54	24	44	2	0	4	182	6.6	
5	C	Yanni Gourde	37	80	15:50	22	26	48	9	66	5	1	5	130	16.9	
6	C	J.T. Miller	10	75	14:39	13	34	47	8	30	4	0	4	108	12.0	
7	C	Tyler Johnson	9	80	15:56	29	18	47	15	28	1	1	4	163	17.8	
8	D	Ryan McDonagh	27	82	22:05	9	37	46	38	34	0	0	1	128	7.0	
9	L	Alex Killorn	17	82	14:52	18	22	40	22	45	2	1	2	153	11.8	
10	C	* Anthony Cirelli	71	82	14:50	19	20	39	25	34	0	5	5	123	15.4	
11	L	Ondrej Palat	18	64	14:53	8	26	34	4	20	2	0	1	100	8.0	
12	D	Mikhail Sergachev	98	75	17:55	6	26	32	12	28	0	0	0	128	4.7	
13	R	* Mathieu Joseph	7	70	11:21	13	13	26	5	26	0	0	1	95	13.7	
14	D	Braydon Coburn	55	74	16:06	4	19	23	4	34	0	0	0	113	3.5	
15	L	Adam Erne	73	65	10:32	7	13	20	10	40	2	0	3	70	10.0	
16	R	Ryan Callahan	24	52	11:08	7	10	17	7	14	1	0	3	76	9.2	
17	C	Cedric Paquette	13	80	12:00	13	4	17	7	80	0	2	1	87	14.9	
18	D	Anton Stralman	6	47	20:31	2	15	17	12	8	0	0	0	57	3.5	
19	D	Dan Girardi	5	62	17:48	4	12	16	6	12	0	0	0	75	5.3	
20	D	* Erik Cernak	81	58	19:15	5	11	16	25	58	1	0	1	107	4.7	
21	D	Jan Rutta	44	37	15:35	2	6	8	4	16	0	0	0	42	4.8	
22	L	* Danick Martel	62	9	10:10	0	2	2	3	8	0	0	0	16	0.0	
23	C	Cory Conacher	89	1	8:35	0	0	0	0	2	0	0	0	1	0.0	
24	D	Cameron Gaunce	33	2	15:40	0	0	0	3	7	0	0	0	2	0.0	
RK	POS	PLAYER	SW#	GP	W	L	OT	SA	GA	GAA	SV	SV%	SO	A	PIM	MIN
1	G	Andrei Vasilevskiy	88	53	39	10	4	1713	128	2.40	1585	.925	6	3	6	3,203:45
2	G	Louis Domingue	70	26	21	5	0	812	75	2.88	737	.908	0	1	4	1,560:37
3	G	Edward Pasquale	80	3	2	1	0	102	12	3.96	90	.882	0	0	0	181:58

2018-2019 Players By Team - Toronto Maple Leafs

2018-2019 Players By Team - Toronto Maple Leafs																
RK	POS	PLAYER	SW#	GP	TO/G	G	A	PTS	+/-	PIM	PP	SHG	GW	S	S%	
1	R	Mitchell Marner	16	82	19:49	26	68	94	22	22	3	1	5	233	11.2	
2	C	John Tavares	91	82	19:05	47	41	88	19	34	10	0	8	286	16.4	
3	C	Auston Matthews	34	68	18:33	37	36	73	-9	12	12	0	5	251	14.7	
4	D	Morgan Rielly	44	82	23:07	20	52	72	24	14	3	0	5	223	9.0	
5	R	Kasper Kapanen	24	78	16:36	20	24	44	12	27	1	2	3	174	11.5	
6	C	Nazem Kadri	43	73	16:11	16	28	44	-2	43	4	0	5	184	8.7	
7	L	* Andreas Johnsson	18	73	13:40	20	23	43	14	32	3	0	3	130	15.4	
8	L	Zach Hyman	11	71	17:16	21	20	41	16	65	0	1	4	144	14.6	
9	D	Jake Muzzin	8	80	21:20	9	28	37	21	47	1	0	1	141	6.4	
10	C	Patrick Marleau	12	82	16:20	16	21	37	-6	28	4	0	3	161	9.9	
11	D	Jake Gardiner	51	62	21:12	3	27	30	19	26	0	0	0	78	3.8	
12	R	Connor Brown	28	82	13:47	8	21	29	11	16	0	0	0	85	9.4	
13	R	William Nylander	29	54	15:30	7	20	27	-4	16	1	0	0	130	5.4	
14	D	Ron Hainsey	2	81	20:15	5	18	23	30	21	0	1	0	81	6.2	
15	L	Tyler Ennis	63	51	9:56	12	6	18	-6	2	2	0	1	81	14.8	
16	D	Travis Dermott	23	64	17:18	4	13	17	-5	22	0	0	0	98	4.1	
17	C	Frederik Gauthier	33	70	8:21	3	11	14	3	12	0	0	0	46	6.5	
18	D	Nikita Zaitsev	22	81	20:28	3	11	14	2	18	0	0	0	71	4.2	
19	L	* Trevor Moore	42	25	9:05	2	6	8	1	2	0	0	0	26	7.7	
20	D	* Igor Ozhiganov	92	53	14:00	3	4	7	0	14	0	0	0	43	7.0	
21	D	Martin Marincin	52	24	15:12	1	4	5	-4	12	0	0	0	34	2.9	
22	C	Nic Petan	19	18	7:38	1	2	3	-5	2	0	0	1	15	6.7	
23	D	Justin Holl	3	11	12:28	0	1	1	-5	2	0	0	0	6	0.0	
24	D	* Calle Rosen	48	4	16:42	1	0	1	-3	0	0	0	0	5	20.0	
RK	POS	PLAYER	SW#	GP	W	L	OT	SA	GA	GAA	SV	SV%	SO	A	PIM	MIN
1	G	Frederik Andersen	31	60	36	16	7	1958	162	2.77	1796	.917	1	1	2	3,510:15
2	G	* Garret Sparks	40	20	8	9	1	592	58	3.15	534	.902	1	0	0	1,104:42
3	G	Michael Hutchinson	30	9	3	4	2	239	27	3.27	212	.887	1	0	0	496:10

2018-2019 Players By Team - Vancouver Canucks

2018-2019 Players By Team - Vancouver Canucks																
RK	POS	PLAYER	SW#	GP	TOVG	G	A	PTS	+/-	PIM	PP	SHG	GW	S	S%	
1	C	* Elias Pettersson	40	71	18:13	28	38	66	3	12	10	0	7	144	19.4	
2	C	Bo Horvat	53	82	20:50	27	34	61	-4	33	7	2	3	227	11.9	
3	R	Brock Boeser	6	69	19:09	26	30	56	-2	22	6	0	3	209	12.4	
4	D	Alexander Edler	23	56	24:34	10	24	34	3	54	4	0	2	128	7.8	
5	L	Antoine Roussel	26	65	13:45	9	22	31	5	118	0	0	1	84	10.7	
6	L	Loui Eriksson	21	81	14:03	11	18	29	-11	22	1	0	2	107	10.0	
7	R	Nikolay Goldobin	77	63	14:59	7	20	27	-10	18	1	0	1	105	6.7	
8	L	Tanner Pearson	70	80	14:03	18	9	27	-15	25	3	0	1	147	12.2	
9	R	Jake Virtanen	18	70	14:49	15	10	25	-4	44	2	0	1	154	9.7	
10	L	Josh Leivo	17	76	14:01	14	10	24	5	32	3	0	2	151	9.3	
11	D	Troy Stecher	51	78	19:55	2	21	23	9	32	0	1	0	105	1.9	
12	C	Markus Granlund	60	77	15:02	12	10	22	-4	20	2	0	1	123	9.8	
13	D	Ben Hutton	27	69	22:21	5	15	20	-23	43	1	0	1	114	4.4	
14	D	Alex Biega	55	41	17:40	2	14	16	0	22	0	0	0	91	2.2	
15	C	Tyler Motte	64	74	12:46	9	7	16	-12	10	0	2	1	114	7.9	
16	L	Sven Baertschi	47	26	15:08	9	5	14	-9	6	3	0	0	43	20.9	
17	C	Jay Beagle	83	57	13:39	3	10	13	-8	18	0	1	0	45	6.7	
18	D	Christopher Tanev	8	55	20:10	2	10	12	3	18	0	0	0	51	3.9	
19	C	* Adam Gaudette	88	56	10:56	5	7	12	-8	18	0	0	1	55	9.1	
20	D	Derrick Pouliot	5	62	17:09	3	9	12	-1	30	1	0	1	58	5.2	
21	C	Tim Schaller	59	47	10:39	3	7	10	-2	9	0	0	0	44	6.8	
22	C	Ryan Spooner	15	52	11:25	3	6	9	-12	2	0	0	1	67	4.5	
23	C	Brandon Sutter	20	26	17:28	4	2	6	-12	6	1	1	0	43	9.3	
24	D	* Quinn Hughes	43	5	18:04	0	3	3	0	2	0	0	0	6	0.0	
25	C	Brendan Gaunce	50	3	7:36	1	2	3	3	0	0	0	1	2	50.0	
26	D	Luke Schenn	2	26	13:54	0	2	2	-10	16	0	0	0	30	0.0	
27	C	* Zack MacEwen	71	4	7:11	0	1	1	-4	5	0	0	0	2	0.0	
28	D	* Ashton Sautner	29	17	14:32	0	1	1	-2	2	0	0	0	21	0.0	
29	D	* Guillaume Brisebois	56	8	11:00	0	0	0	-4	0	0	0	0	5	0.0	
30	C	Reid Boucher	24	1	5:28	0	0	0	0	0	0	0	0	0	0.0	
31	D	Josh Teves	4	1	13:40	0	0	0	-1	2	0	0	0	0	0.0	
32	D	Brogan Rafferty	3	2	13:21	0	0	0	-1	0	0	0	0	3	0.0	
RK	POS	PLAYER	SW#	GP	W	L	OT	SA	GA	GAA	SV	SV%	SO	A	PIM	MIN
1	G	Jacob Markstrom	25	60	28	23	9	1896	166	2.77	1730	.912	1	3	2	3,599:01
2	G	* Thatcher Demko	35	9	4	3	1	288	25	2.81	263	.913	0	1	0	534:09
3	G	Richard Bachman	32	1	0	1	0	29	6	6.00	23	.793	0	0	0	60:00
4	G	* Michael DiPietro	75	1	0	1	0	24	7	7.00	17	.708	0	0	0	60:00

2018-2019 Players By Team - Vegas Golden Knights

RK	POS	PLAYER	SW#	GP	TOI/G	G	A	PTS	+/−	PIM	PP	SHG	GW	S	%	
1	R	Mark Stone	61	77	19:53	33	40	73	17	27	6	1	4	199	16.6	
2	C	Jonathan Marchessault	81	82	18:08	25	34	59	2	52	5	0	6	278	9.0	
3	C	William Karlsson	71	82	18:50	24	32	56	1	16	7	1	5	169	14.2	
4	R	Reilly Smith	19	74	18:16	19	34	53	13	14	4	1	1	178	10.7	
5	R	Alex Tuch	89	74	16:43	20	32	52	13	8	3	0	6	180	11.1	
6	C	Paul Stastny	26	50	18:06	13	29	42	14	30	1	1	2	103	12.6	
7	C	Cody Eakin	21	78	15:22	22	19	41	19	16	1	3	3	120	18.3	
8	L	Max Pacioretty	67	66	17:00	22	18	40	−13	36	4	0	5	191	11.5	
9	D	Shea Theodore	27	79	20:06	12	25	37	−4	20	4	0	1	202	5.9	
10	D	Nate Schmidt	88	61	21:57	9	21	30	22	8	1	0	1	112	8.0	
11	D	Colin Miller	6	65	19:38	3	26	29	0	44	1	0	0	131	2.3	
12	R	Ryan Reaves	75	80	10:52	9	11	20	1	74	3	0	2	95	9.5	
13	C	Brandon Pirri	73	31	14:26	12	6	18	7	6	3	0	3	82	14.6	
14	C	Ryan Carpenter	40	68	12:36	5	13	18	−6	8	0	1	0	102	4.9	
15	L	Tomas Nosek	92	68	12:28	8	9	17	−10	18	0	1	1	116	6.9	
16	D	Brayden McNabb	3	81	19:28	4	12	16	11	52	0	0	1	84	4.8	
17	D	Nick Holden	22	61	18:17	3	12	15	5	14	0	0	0	77	3.9	
18	D	Jon Merrill	15	57	17:52	3	12	15	16	53	0	1	0	72	4.2	
19	C	Pierre-Edouard Bellemare	41	76	12:25	6	9	15	2	6	0	2	0	108	5.6	
20	D	Deryk Engeland	5	74	19:52	2	10	12	−3	18	0	0	1	105	1.9	
21	L	William Carrier	28	54	9:56	8	1	9	−4	29	0	0	1	85	9.4	
22	C	Erik Haula	56	15	16:35	2	5	7	1	10	0	0	0	26	7.7	
23	L	* Valentin Zykov	7	28	9:57	2	3	5	−5	2	0	0	0	29	6.9	
24	R	* Tomas Hyka	38	17	11:45	1	3	4	−2	2	0	0	0	22	4.5	
25	L	Daniel Carr	23	6	9:49	1	0	1	−1	0	0	0	0	11	9.1	
26	D	Jimmy Schultz	4	1	21:03	0	1	1	−1	0	0	0	0	1	0.0	
RK	POS	PLAYER	SW#	GP	W	L	OT	SA	GA	GAA	SV	SV%	SO	A	PIM	MIN
1	G	Marc-Andre Fleury	29	61	35	21	5	1745	152	2.51	1593	.913	8	2	4	3,635:08
2	G	* Malcolm Subban	30	21	8	10	2	612	60	2.93	552	.902	1	0	4	1,226:47
3	G	* Maxime Lagace	33	1	0	1	0	31	4	4.00	27	.871	0	0	0	59:31

2018-2019 Players By Team - Washington Capitals

RK	POS	PLAYER	SW#	GP	TOI/G	G	A	PTS	+/−	PIM	PP	SHG	GW	S	%	
1	L	Alex Ovechkin	8	81	20:55	51	38	89	7	40	18	0	5	338	15.1	
2	C	Nicklas Backstrom	19	80	19:57	22	52	74	2	30	7	0	5	169	13.0	
3	C	Evgeny Kuznetsov	92	76	18:47	21	51	72	7	50	8	0	3	193	10.9	
4	D	John Carlson	74	80	25:03	13	57	70	21	34	3	0	1	185	7.0	
5	R	T.J. Oshie	77	69	18:36	25	29	54	5	36	6	1	4	143	17.5	
6	L	Jakub Vrana	13	82	14:02	24	23	47	20	27	1	0	4	161	14.9	
7	R	Brett Connolly	10	81	13:19	22	24	46	13	24	1	0	5	139	15.8	
8	R	Tom Wilson	43	63	18:08	22	18	40	11	128	3	2	2	130	16.9	
9	C	Lars Eller	20	81	16:32	13	23	36	−1	37	0	1	1	163	8.0	
10	D	Dmitry Orlov	9	82	21:38	3	26	29	3	33	0	0	0	101	3.0	
11	L	Andre Burakovsky	65	76	11:07	12	13	25	2	14	1	0	4	100	12.0	
12	D	Matt Niskanen	2	80	21:55	8	17	25	−3	41	1	0	1	143	5.6	
13	D	Michal Kempny	6	71	19:11	6	19	25	24	60	0	0	3	111	5.4	
14	C	Nic Dowd	26	64	10:17	8	14	22	10	20	0	0	3	47	17.0	
15	C	* Travis Boyd	72	53	9:49	5	15	20	6	6	0	0	1	35	14.3	
16	D	Nick Jensen	3	80	19:51	2	18	20	4	21	0	0	0	94	2.1	
17	L	Carl Hagelin	62	58	14:43	5	14	19	7	30	0	0	2	99	5.1	
18	C	Chandler Stephenson	18	64	12:06	5	6	11	−13	0	0	1	0	36	13.9	
19	D	Christian Djoos	29	45	13:34	1	9	10	9	4	0	0	0	33	3.0	
20	D	Brooks Orpik	44	53	15:39	2	7	9	8	32	0	0	0	43	4.7	
21	R	Dmitrij Jaskin	23	37	10:05	2	6	8	−5	6	0	0	0	48	4.2	
22	R	Devante Smith-Pelly	25	54	10:51	4	4	8	−6	15	0	0	0	60	6.7	
23	D	* Jonas Siegenthaler	34	26	14:09	0	4	4	6	10	0	0	0	12	0.0	
24	D	* Tyler Lewington	78	2	13:47	1	1	2	3	7	0	0	0	3	33.3	
25	L	* Nathan Walker	79	3	8:08	0	1	1	1	2	0	0	0	2	0.0	
RK	POS	PLAYER	SW#	GP	W	L	OT	SA	GA	GAA	SV	SV%	SO	A	PIM	MIN
1	G	Braden Holtby	70	59	32	19	5	1795	160	2.82	1635	.911	3	2	2	3,406:34
2	G	Pheonix Copley	1	27	16	7	3	776	74	2.90	702	.905	1	1	0	1,528:56

2018-2019 Players By Team - Winnipeg Jets

RK	POS	PLAYER	SW#	GP	TOI/G	G	A	PTS	+/-	PIM	PP	SHG	GW	S	S%
1	R	Blake Wheeler	26	82	20:42	20	71	91	0	60	2	2	3	231	8.7
2	C	Mark Scheifele	55	82	21:51	38	46	84	8	38	12	0	6	199	19.1
3	L	Kyle Connor	81	82	19:15	34	32	66	-7	18	11	1	5	227	15.0
4	R	Kevin Hayes	12	71	18:16	19	35	54	-2	12	3	2	2	156	12.2
5	R	Patrik Laine	29	82	17:13	30	20	50	-24	42	15	0	3	245	12.2
6	D	Jacob Trouba	8	82	22:52	8	42	50	8	58	3	1	1	162	4.9
7	C	Bryan Little	18	82	15:49	15	26	41	-12	26	4	0	5	126	11.9
8	L	Nikolaj Ehlers	27	62	15:45	21	16	37	2	15	2	0	4	158	13.3
9	L	Mathieu Perreault	85	82	12:13	15	16	31	-1	44	4	0	3	95	15.8
10	D	Dustin Byfuglien	33	42	24:21	4	27	31	4	69	1	0	1	115	3.5
11	D	Josh Morrissey	44	59	22:24	6	25	31	9	14	3	1	2	95	6.3
12	D	Tyler Myers	57	80	20:20	9	22	31	11	63	0	1	3	156	5.8
13	L	Brandon Tanev	13	80	14:06	14	15	29	9	41	0	2	0	127	11.0
14	C	Andrew Copp	9	69	12:09	11	14	25	20	6	0	1	2	82	13.4
15	C	Jack Roslovic	28	77	9:44	9	15	24	-2	4	5	0	0	74	12.2
16	C	Adam Lowry	17	78	14:38	12	11	23	6	33	0	1	3	105	11.4
17	D	Ben Chiarot	7	78	18:36	5	15	20	6	62	0	0	1	111	4.5
18	C	Par Lindholm	22	65	11:20	1	12	13	5	18	0	0	0	65	1.5
19	D	Nathan Beaulieu	88	48	15:30	3	9	12	6	39	0	0	0	60	5.0
20	C	* Mason Appleton	82	36	8:12	3	7	10	9	4	0	0	1	29	10.3
21	D	Joe Morrow	70	41	13:57	1	6	7	0	20	0	0	0	40	2.5
22	D	Dmitry Kulikov	5	57	15:39	0	6	6	4	47	0	0	0	40	0.0
23	D	* Sami Niku	83	30	13:55	1	3	4	0	2	0	0	0	19	5.3
24	C	Matt Hendricks	15	26	8:50	0	3	3	-2	19	0	0	0	23	0.0
25	L	* Kristian Vesalainen	93	5	6:50	0	1	1	0	0	0	0	0	1	0.0
26	D	Cameron Schilling	6	4	12:05	0	1	1	0	0	0	0	0	2	0.0
27	D	* Nelson Nogier	62	1	10:06	0	0	0	0	0	0	0	0	1	0.0

RK	POS	PLAYER	SW#	GP	W	L	OT	SA	GA	GAA	SV	SV%	SO	A	PIM	MIN
1	G	Connor Hellebuyck	37	63	34	23	3	2051	179	2.90	1872	.913	2	3	4	3,704:06
2	G	Laurent Brossoit	30	21	13	6	2	652	49	2.52	603	.925	1	0	0	1,165:17
3	G	* Eric Comrie	1	1	0	1	0	28	5	5.00	23	.821	0	0	0	59:53

2018-2019 CONSECUTIVE SCORING STREAKS

Goals Scored in 5 or More Consecutive Games

Games	Player	Team	From	To	Goals	Assists	Points
7	Atkinson, Cam	COLUMBUS	Nov 10, 2018	Nov 24, 2018	9	5	14
6	Matthews, Auston	TORONTO	Oct 3, 2018	Oct 13, 2018	10	6	16
6	Crosby, Sidney	PITTSBURGH	Feb 23, 2019	Mar 7, 2019	6	8	14
6	Ovechkin, Alex	WASHINGTON	Dec 4, 2018	Dec 15, 2018	10	1	11
6	MacKinnon, Nathan	COLORADO	Oct 4, 2018	Oct 16, 2018	7	4	11
6	Wilson, Tom	WASHINGTON	Nov 21, 2018	Dec 2, 2018	7	2	9
6	Bjorkstrand, Oliver	COLUMBUS	Mar 24, 2019	Apr 2, 2019	7	0	7
5	Kucherov, Nikita	TAMPA BAY	Feb 10, 2019	Feb 18, 2019	7	11	18
5	Kucherov, Nikita	TAMPA BAY	Dec 22, 2018	Jan 3, 2019	5	12	17
5	Gaudreau, Johnny	CALGARY	Dec 31, 2018	Jan 7, 2019	7	8	15
5	Stamkos, Steven	TAMPA BAY	Mar 18, 2019	Mar 25, 2019	6	6	12
5	Kane, Patrick	CHICAGO	Feb 14, 2019	Feb 22, 2019	6	5	11
5	Stamkos, Steven	TAMPA BAY	Dec 16, 2018	Dec 27, 2018	7	3	10
5	DeBrusk, Jake	BOSTON	Feb 12, 2019	Feb 20, 2019	5	5	10
5	Draisaitl, Leon	EDMONTON	Dec 22, 2018	Jan 2, 2019	6	3	9
5	Meier, Timo	SAN JOSE	Oct 20, 2018	Oct 30, 2018	6	3	9
5	McDavid, Connor	EDMONTON	Oct 23, 2018	Oct 30, 2018	5	3	8
5	Ovechkin, Alex	WASHINGTON	Feb 14, 2019	Feb 23, 2019	6	2	8
5	Williams, Justin	CAROLINA	Jan 6, 2019	Jan 13, 2019	5	0	5
5	Perreault, Mathieu	WINNIPEG	Dec 11, 2018	Dec 18, 2018	5	0	5
5	* Chytil, Filip	NY RANGERS	Nov 12, 2018	Nov 21, 2018	5	0	5

* - Indicates Rookie

** - Indicates Currently Active Streak

Assists in 5 or More Consecutive Games

Games	Player	Team	From	To	Goals	Assists	Points
17	Kane, Patrick	CHICAGO	Jan 6, 2019	Feb 18, 2019	15	26	41
12	Aho, Sebastian	CAROLINA	Oct 4, 2018	Oct 30, 2018	4	13	17
9	Wheeler, Blake	WINNIPEG	Oct 22, 2018	Nov 14, 2018	1	17	18
8	McDavid, Connor	EDMONTON	Mar 2, 2019	Mar 17, 2019	3	15	18
8	Rantanen, Mikko	COLORADO	Oct 4, 2018	Oct 20, 2018	4	12	16
8	Point, Brayden	TAMPA BAY	Dec 16, 2018	Jan 3, 2019	3	10	13
8	Gustafsson, Erik	CHICAGO	Dec 27, 2018	Jan 12, 2019	0	11	11
8	Kuznetsov, Evgeny	WASHINGTON	Nov 30, 2018	Dec 15, 2018	1	9	10
8	Karlsson, Erik	SAN JOSE	Dec 7, 2018	Dec 22, 2018	0	10	10
8	DeAngelo, Tony	NY RANGERS	Feb 12, 2019	Feb 27, 2019	0	9	9
7	Kucherov, Nikita	TAMPA BAY	Dec 18, 2018	Jan 3, 2019	6	15	21
7	Kucherov, Nikita	TAMPA BAY	Nov 21, 2018	Dec 3, 2018	4	14	18
7	Malin, Evgenii	PITTSBURGH	Oct 11, 2018	Oct 27, 2018	5	11	16
7	Reinhart, Sam	BUFFALO	Dec 4, 2018	Dec 18, 2018	1	11	12
7	Giroux, Claude	PHILADELPHIA	Feb 23, 2019	Mar 9, 2019	3	9	12
7	Couture, Logan	SAN JOSE	Oct 20, 2018	Nov 3, 2018	2	8	10
7	Stastny, Paul	VEGAS	Jan 12, 2019	Feb 2, 2019	1	8	9
6	Barkov, Aleksander	FLORIDA	Mar 7, 2019	Mar 17, 2019	4	13	17
6	Karlsson, Erik	SAN JOSE	Dec 29, 2018	Jan 8, 2019	1	14	15
6	Rantanen, Mikko	COLORADO	Nov 18, 2018	Nov 28, 2018	4	10	14
6	Huberdeau, Jonathan	FLORIDA	Nov 24, 2018	Dec 4, 2018	3	11	14
6	Reilly, Morgan	TORONTO	Oct 3, 2018	Oct 13, 2018	3	10	13
6	Crosby, Sidney	PITTSBURGH	Dec 22, 2018	Jan 4, 2019	3	10	13
6	* Pettersson, Elias	VANCOUVER	Dec 4, 2018	Dec 15, 2018	4	9	13
6	O'Reilly, Ryan	ST. LOUIS	Oct 17, 2018	Nov 1, 2018	4	8	12
6	Point, Brayden	TAMPA BAY	Feb 9, 2019	Feb 18, 2019	4	8	12
6	Marner, Mitchell	TORONTO	Nov 24, 2018	Dec 6, 2018	0	12	12
6	Crosby, Sidney	PITTSBURGH	Feb 9, 2019	Feb 19, 2019	2	10	12
6	Draisaitl, Leon	EDMONTON	Feb 28, 2019	Mar 11, 2019	3	9	12
6	Stamkos, Steven	TAMPA BAY	Jan 10, 2019	Jan 19, 2019	4	7	11
6	Hall, Taylor	NEW JERSEY	Oct 11, 2018	Oct 25, 2018	2	9	11
6	Wheeler, Blake	WINNIPEG	Nov 24, 2018	Dec 4, 2018	1	10	11
6	Malin, Evgenii	PITTSBURGH	Jan 2, 2019	Jan 12, 2019	2	8	10
6	Barrie, Tyson	COLORADO	Nov 9, 2018	Nov 21, 2018	3	6	9
6	Eichel, Jack	BUFFALO	Nov 16, 2018	Nov 24, 2018	1	8	9
6	Miller, J.T.	TAMPA BAY	Mar 18, 2019	Mar 30, 2019	1	7	8
6	Lindholm, Elias	CALGARY	Jan 11, 2019	Jan 22, 2019	1	7	8
6	Toews, Jonathan	CHICAGO	Dec 23, 2018	Jan 6, 2019	1	7	8
6	Tierney, Chris	OTTAWA	Feb 7, 2019	Feb 18, 2019	0	7	7
5	Kucherov, Nikita	TAMPA BAY	Feb 10, 2019	Feb 18, 2019	7	11	18
5	Scheifele, Mark	WINNIPEG	Dec 9, 2018	Dec 16, 2018	5	9	14
5	Crosby, Sidney	PITTSBURGH	Feb 23, 2019	Mar 5, 2019	6	8	14
5	Bertuzzi, Tyler	DETROIT	Mar 25, 2019	Apr 2, 2019	5	8	13
5	Bergeron, Patrice	BOSTON	Oct 4, 2018	Oct 17, 2018	6	7	13
5	Barkov, Aleksander	FLORIDA	Feb 17, 2019	Feb 25, 2019	7	6	13
5	Marchand, Brad	BOSTON	Feb 5, 2019	Feb 12, 2019	3	9	12
5	Stone, Mark	OTTAWA	Nov 1, 2018	Nov 8, 2018	3	9	12
5	Wheeler, Blake	WINNIPEG	Feb 20, 2019	Mar 1, 2019	5	7	12
5	Draisaitl, Leon	EDMONTON	Dec 7, 2018	Dec 14, 2018	3	9	12
5	Marner, Mitchell	TORONTO	Feb 27, 2019	Mar 6, 2019	3	8	11

5	Burns, Brent	SAN JOSE	Jan 21, 2019	Feb 7, 2019	2	7	9
5	Tuch, Alex	VEGAS	Nov 21, 2018	Nov 29, 2018	3	5	8
5	Chabot, Thomas	OTTAWA	Oct 4, 2018	Oct 13, 2018	2	6	8
5	Kucherov, Nikita	TAMPA BAY	Oct 13, 2018	Oct 21, 2018	3	5	8
5	Koivu, Mikko	MINNESOTA	Nov 13, 2018	Nov 21, 2018	2	6	8
5	Bailey, Josh	NY ISLANDERS	Oct 20, 2018	Oct 30, 2018	1	7	8
5	Smith, Reilly	VEGAS	Nov 18, 2018	Nov 24, 2018	1	7	8
5	Gardiner, Jake	TORONTO	Dec 1, 2018	Dec 11, 2018	1	7	8
5	Gostisbehere, Shayne	PHILADELPHIA	Mar 9, 2019	Mar 17, 2019	1	6	7
5	Byfuglien, Dustin	WINNIPEG	Oct 27, 2018	Nov 11, 2018	0	7	7
5	Giordano, Mark	CALGARY	Mar 10, 2019	Mar 19, 2019	1	6	7
5	Krejci, David	BOSTON	Nov 5, 2018	Nov 14, 2018	0	7	7
5	Yandle, Keith	FLORIDA	Oct 11, 2018	Oct 20, 2018	1	6	7
5	Giroux, Claude	PHILADELPHIA	Mar 15, 2019	Mar 23, 2019	0	7	7
5	Hedman, Victor	TAMPA BAY	Dec 22, 2018	Jan 3, 2019	1	6	7
5	Rielly, Morgan	TORONTO	Nov 28, 2018	Dec 8, 2018	1	5	6
5	Killorn, Alex	TAMPA BAY	Nov 8, 2018	Nov 17, 2018	0	6	6
5	* Toews, Devon	NY ISLANDERS	Feb 14, 2019	Feb 23, 2019	0	6	6
5	* Pettersson, Marcus	PITTSBURGH	Jan 2, 2019	Jan 11, 2019	0	6	6
5	Johansen, Ryan	NASHVILLE	Mar 9, 2019	Mar 19, 2019	0	6	6
5	Tuch, Alex	VEGAS	Jan 4, 2019	Jan 12, 2019	1	5	6
5	Krug, Torey	BOSTON	Nov 23, 2018	Dec 1, 2018	0	6	6
5	Krug, Torey	BOSTON	Feb 6, 2019	Feb 15, 2019	0	6	6
5	Henrique, Adam	ANAHEIM	Nov 27, 2018	Dec 5, 2018	0	5	5
5	Josi, Roman	NASHVILLE	Dec 3, 2018	Dec 13, 2018	0	5	5
5	Orlov, Dmitry	WASHINGTON	Mar 10, 2019	Mar 19, 2019	0	5	5
5	Smith, Zack	OTTAWA	Jan 10, 2019	Jan 19, 2019	0	5	5
5	Palat, Ondrej	TAMPA BAY	Oct 13, 2018	Oct 21, 2018	0	5	5
5	* Hirose, Taro	DETROIT	Mar 19, 2019	Mar 28, 2019	0	5	5

* - Indicates Rookie

** - Indicates Currently Active Streak

Points in 5 or More Consecutive Games

Games	Player	Team	From	To	Goals	Assists	Points
20	Kane, Patrick	CHICAGO	Jan 3, 2019	Feb 22, 2019	17	26	43
17	Hoffman, Mike	FLORIDA	Oct 13, 2018	Nov 21, 2018	10	10	20
14	Rantanen, Mikko	COLORADO	Nov 18, 2018	Dec 15, 2018	8	19	27
14	Ovechkin, Alex	WASHINGTON	Nov 16, 2018	Dec 15, 2018	17	6	23
14	Draisaitl, Leon	EDMONTON	Feb 13, 2019	Mar 11, 2019	10	13	23
14	Larkin, Dylan	DETROIT	Dec 4, 2018	Dec 31, 2018	7	10	17
13	Perron, David	ST. LOUIS	Dec 22, 2018	Jan 17, 2019	6	10	16
12	Kucherov, Nikita	TAMPA BAY	Dec 6, 2018	Jan 3, 2019	8	19	27
12	Tarasenko, Vladimir	ST. LOUIS	Jan 19, 2019	Feb 17, 2019	11	11	22
12	Atkinson, Cam	COLUMBUS	Nov 10, 2018	Dec 6, 2018	13	7	20
12	Aho, Sebastian	CAROLINA	Oct 4, 2018	Oct 30, 2018	4	13	17
12	Dadonov, Evgenii	FLORIDA	Oct 16, 2018	Nov 13, 2018	7	7	14
11	Gaudreau, Johnny	CALGARY	Dec 31, 2018	Jan 19, 2019	10	12	22
11	Wheeler, Blake	WINNIPEG	Oct 18, 2018	Nov 14, 2018	2	18	20
11	Reinhart, Sam	BUFFALO	Nov 27, 2018	Dec 18, 2018	5	13	18
11	Domi, Max	MONTREAL	Nov 1, 2018	Nov 21, 2018	6	9	15
10	Kucherov, Nikita	TAMPA BAY	Nov 15, 2018	Dec 3, 2018	5	19	24
10	McDavid, Connor	EDMONTON	Feb 27, 2019	Mar 17, 2019	4	16	20
10	O'Reilly, Ryan	ST. LOUIS	Oct 17, 2018	Nov 11, 2018	8	9	17
10	Granlund, Mikael	MINNESOTA	Oct 13, 2018	Nov 3, 2018	6	7	13
10	Lindholm, Elias	CALGARY	Jan 7, 2019	Feb 3, 2019	3	9	12
9	Malkin, Evgeni	PITTSBURGH	Oct 11, 2018	Nov 1, 2018	6	11	17
9	Hayes, Kevin	NY RANGERS	Dec 8, 2018	Dec 29, 2018	5	11	16
9	Rantanen, Mikko	COLORADO	Oct 4, 2018	Oct 22, 2018	4	12	16
9	DeBrincat, Alex	CHICAGO	Jan 17, 2019	Feb 12, 2019	6	10	16
9	Burns, Brent	SAN JOSE	Oct 9, 2018	Oct 30, 2018	3	12	15
9	MacKinnon, Nathan	COLORADO	Oct 4, 2018	Oct 22, 2018	8	7	15
9	Couture, Logan	SAN JOSE	Oct 14, 2018	Nov 3, 2018	5	9	14
9	Hall, Taylor	NEW JERSEY	Oct 11, 2018	Nov 1, 2018	2	11	13
9	Meier, Timo	SAN JOSE	Oct 9, 2018	Oct 30, 2018	8	5	13
9	Kessel, Phil	PITTSBURGH	Nov 10, 2018	Nov 27, 2018	3	9	12
9	Voracek, Jakub	PHILADELPHIA	Jan 29, 2019	Feb 16, 2019	4	7	11
9	Tuch, Alex	VEGAS	Dec 27, 2018	Jan 12, 2019	3	8	11
9	Boeser, Brock	VANCOUVER	Mar 6, 2019	Mar 23, 2019	4	6	10
8	Barkov, Aleksander	FLORIDA	Mar 7, 2019	Mar 21, 2019	6	13	19
8	Wheeler, Blake	WINNIPEG	Feb 20, 2019	Mar 8, 2019	7	8	15
8	Marchand, Brad	BOSTON	Feb 26, 2019	Mar 12, 2019	6	8	14
8	Wilson, Tom	WASHINGTON	Nov 16, 2018	Dec 2, 2018	7	6	13
8	Point, Brayden	TAMPA BAY	Dec 16, 2018	Jan 3, 2019	3	10	13
** 8	Radulov, Alexander	DALLAS	Mar 23, 2019	Apr 6, 2019	5	7	12
8	McDavid, Connor	EDMONTON	Jan 20, 2019	Feb 13, 2019	2	10	12
8	Ovechkin, Alex	WASHINGTON	Feb 14, 2019	Mar 1, 2019	7	4	11
8	Krejci, David	BOSTON	Dec 6, 2018	Dec 20, 2018	5	6	11
8	Bailey, Josh	NY ISLANDERS	Oct 18, 2018	Nov 3, 2018	2	9	11
8	O'Reilly, Ryan	ST. LOUIS	Jan 14, 2019	Feb 5, 2019	4	7	11

8	Gustafsson, Erik	CHICAGO	Dec 27, 2018	Jan 12, 2019	0	11	11
8	MacKinnon, Nathan	COLORADO	Dec 22, 2018	Jan 9, 2019	5	6	11
8	McDavid, Connor	EDMONTON	Oct 23, 2018	Nov 5, 2018	6	5	11
8	Staal, Eric	MINNESOTA	Feb 21, 2019	Mar 7, 2019	2	8	10
8	Karlsson, Erik	SAN JOSE	Dec 7, 2018	Dec 22, 2018	0	10	10
8	Kuznetsov, Evgeny	WASHINGTON	Nov 30, 2018	Dec 15, 2018	1	9	10
8	Tkachuk, Matthew	CALGARY	Jan 5, 2019	Jan 19, 2019	6	4	10
8	DeAngelo, Tony	NY RANGERS	Feb 12, 2019	Feb 27, 2019	0	9	9
7	Matthews, Auston	TORONTO	Oct 3, 2018	Oct 15, 2018	10	6	16
7	Toews, Jonathan	CHICAGO	Jan 20, 2019	Feb 10, 2019	7	7	14
7	Barkov, Aleksander	FLORIDA	Feb 17, 2019	Feb 28, 2019	8	6	14
7	McDavid, Connor	EDMONTON	Dec 5, 2018	Dec 16, 2018	5	9	14
7	Eichel, Jack	BUFFALO	Dec 4, 2018	Dec 18, 2018	9	5	14
7	Pominville, Jason	BUFFALO	Oct 20, 2018	Nov 3, 2018	7	6	13
7	Giordano, Mark	CALGARY	Jan 7, 2019	Jan 19, 2019	5	8	13
7	Kane, Patrick	CHICAGO	Dec 16, 2018	Dec 29, 2018	7	6	13
7	Gaudreau, Johnny	CALGARY	Nov 25, 2018	Dec 8, 2018	4	9	13
7	* Petterson, Elias	VANCOUVER	Dec 4, 2018	Dec 16, 2018	4	9	13
7	Giroux, Claude	PHILADELPHIA	Feb 23, 2019	Mar 9, 2019	3	9	12
7	Stamkos, Steven	TAMPA BAY	Feb 9, 2019	Feb 19, 2019	5	7	12
7	MacKinnon, Nathan	COLORADO	Dec 6, 2018	Dec 19, 2018	2	10	12
7	Paciorety, Max	VEGAS	Nov 18, 2018	Nov 29, 2018	8	3	11
7	Stamkos, Steven	TAMPA BAY	Jan 10, 2019	Jan 30, 2019	4	7	11
7	Kane, Evander	SAN JOSE	Dec 29, 2018	Jan 10, 2019	5	6	11
7	Seguin, Tyler	DALLAS	Dec 29, 2018	Jan 10, 2019	6	5	11
7	Herti, Tomas	SAN JOSE	Oct 14, 2018	Oct 30, 2018	3	8	11
7	Pastrnak, David	BOSTON	Jan 19, 2019	Feb 9, 2019	4	7	11
7	Panarin, Artemi	COLUMBUS	Dec 22, 2018	Jan 5, 2019	4	7	11
7	DeBrincat, Alex	CHICAGO	Oct 4, 2018	Oct 20, 2018	7	4	11
7	Giordano, Mark	CALGARY	Mar 10, 2019	Mar 23, 2019	2	8	10
7	Malkin, Evgeni	PITTSBURGH	Nov 13, 2018	Nov 24, 2018	2	8	10
7	Lefang, Kris	PITTSBURGH	Dec 22, 2018	Jan 6, 2019	3	7	10
7	Toews, Jonathan	CHICAGO	Feb 14, 2019	Feb 27, 2019	4	6	10
7	Tavares, John	TORONTO	Nov 1, 2018	Nov 15, 2018	5	5	10
7	Hedman, Victor	TAMPA BAY	Mar 9, 2019	Mar 21, 2019	2	8	10
7	Dumba, Matt	MINNESOTA	Nov 13, 2018	Nov 27, 2018	5	5	10
** 7	Herti, Tomas	SAN JOSE	Mar 25, 2019	Apr 6, 2019	3	7	10
7	Stastny, Paul	VEGAS	Jan 12, 2019	Feb 2, 2019	1	8	9
7	Little, Bryan	WINNIPEG	Jan 6, 2019	Jan 17, 2019	5	4	9
7	Silfverberg, Jakob	ANAHEIM	Mar 3, 2019	Mar 14, 2019	5	4	9
7	Barrie, Tyson	COLORADO	Nov 9, 2018	Nov 23, 2018	3	6	9
7	Skinner, Jeff	BUFFALO	Dec 4, 2018	Dec 18, 2018	5	4	9
7	Kucherov, Nikita	TAMPA BAY	Oct 13, 2018	Oct 26, 2018	3	6	9
7	Tierney, Chris	OTTAWA	Oct 4, 2018	Oct 20, 2018	2	7	9
7	Eichel, Jack	BUFFALO	Feb 17, 2019	Mar 1, 2019	5	4	9
7	Iafallo, Alex	LOS ANGELES	Dec 10, 2018	Dec 23, 2018	4	5	9
7	Ryan, Bobby	OTTAWA	Dec 31, 2018	Jan 12, 2019	3	5	8
7	Yandle, Keith	FLORIDA	Oct 24, 2018	Nov 11, 2018	2	6	8
7	Voracek, Jakub	PHILADELPHIA	Nov 27, 2018	Dec 14, 2018	3	5	8
7	Nyquist, Gustav	DETROIT	Oct 28, 2018	Nov 10, 2018	1	7	8
7	Buchnevich, Pavel	NY RANGERS	Mar 16, 2019	Mar 31, 2019	4	4	8
** 7	MacKinnon, Nathan	COLORADO	Mar 24, 2019	Apr 6, 2019	4	4	8
7	Williams, Justin	CAROLINA	Jan 3, 2019	Jan 13, 2019	6	1	7
7	Shaw, Andrew	MONTREAL	Dec 2, 2018	Dec 15, 2018	2	5	7
6	Karlsson, Erik	SAN JOSE	Dec 29, 2018	Jan 8, 2019	1	14	15
6	MacKinnon, Nathan	COLORADO	Nov 18, 2018	Nov 28, 2018	6	9	15
6	Crosby, Sidney	PITTSBURGH	Feb 23, 2019	Mar 7, 2019	6	8	14
6	Huberdeau, Jonathan	FLORIDA	Nov 24, 2018	Dec 4, 2018	3	11	14
6	Mantha, Anthony	DETROIT	Mar 23, 2019	Apr 2, 2019	7	7	14
6	Crosby, Sidney	PITTSBURGH	Dec 22, 2018	Jan 4, 2019	3	10	13
6	Rielly, Morgan	TORONTO	Oct 3, 2018	Oct 13, 2018	3	10	13
6	Bergeron, Patrice	BOSTON	Mar 16, 2019	Mar 27, 2019	6	6	12
6	Crosby, Sidney	PITTSBURGH	Feb 9, 2019	Feb 19, 2019	2	10	12
6	Marchand, Brad	BOSTON	Oct 4, 2018	Oct 18, 2018	2	10	12
6	Stone, Mark	OTTAWA	Nov 1, 2018	Nov 10, 2018	3	9	12
6	Point, Brayden	TAMPA BAY	Feb 9, 2019	Feb 18, 2019	4	8	12
6	Marner, Mitchell	TORONTO	Nov 24, 2018	Dec 6, 2018	0	12	12
6	Wheeler, Blake	WINNIPEG	Nov 24, 2018	Dec 4, 2018	1	10	11
6	Tavares, John	TORONTO	Dec 15, 2018	Dec 28, 2018	7	4	11
6	Lindholm, Elias	CALGARY	Nov 28, 2018	Dec 8, 2018	5	6	11
6	Larkin, Dylan	DETROIT	Mar 23, 2019	Apr 2, 2019	5	6	11
6	Pastrnak, David	BOSTON	Oct 4, 2018	Oct 18, 2018	8	3	11
6	Point, Brayden	TAMPA BAY	Nov 23, 2018	Dec 3, 2018	6	5	11
6	Barzal, Mathew	NY ISLANDERS	Dec 20, 2018	Jan 3, 2019	8	3	11
6	Matthews, Auston	TORONTO	Nov 28, 2018	Dec 11, 2018	6	5	11
6	Malkin, Evgeni	PITTSBURGH	Jan 2, 2019	Jan 12, 2019	2	8	10
6	Marchand, Brad	BOSTON	Jan 14, 2019	Jan 31, 2019	3	7	10
6	Toews, Jonathan	CHICAGO	Oct 4, 2018	Oct 18, 2018	5	5	10
6	Kane, Patrick	CHICAGO	Oct 20, 2018	Oct 28, 2018	6	4	10
6	Seguin, Tyler	DALLAS	Mar 19, 2019	Mar 28, 2019	4	6	10

6	Couturier, Sean	PHILADELPHIA	Jan 8, 2019	Jan 19, 2019	4	6	10
6	Guentzel, Jake	PITTSBURGH	Nov 24, 2018	Dec 6, 2018	4	6	10
6	Guentzel, Jake	PITTSBURGH	Jan 2, 2019	Jan 12, 2019	7	3	10
6	Monahan, Sean	CALGARY	Oct 25, 2018	Nov 3, 2018	4	6	10
6	McDavid, Connor	EDMONTON	Nov 13, 2018	Nov 25, 2018	3	7	10
6	Johansen, Ryan	NASHVILLE	Feb 5, 2019	Feb 14, 2019	2	7	9
6	Scheifele, Mark	WINNIPEG	Oct 20, 2018	Nov 1, 2018	4	5	9
6	Scheifele, Mark	WINNIPEG	Jan 6, 2019	Jan 15, 2019	3	6	9
6	Couturier, Sean	PHILADELPHIA	Jan 29, 2019	Feb 9, 2019	4	5	9
6	Lindholm, Elias	CALGARY	Oct 27, 2018	Nov 7, 2018	3	6	9
6	Lindholm, Elias	CALGARY	Feb 9, 2019	Feb 20, 2019	2	7	9
6	McDavid, Connor	EDMONTON	Jan 6, 2019	Jan 16, 2019	6	3	9
6	Eichel, Jack	BUFFALO	Nov 16, 2018	Nov 24, 2018	1	8	9
6	Byfuglien, Dustin	WINNIPEG	Oct 26, 2018	Nov 11, 2018	1	7	8
6	Grabner, Michael	ARIZONA	Oct 25, 2018	Nov 8, 2018	4	4	8
6	Toews, Jonathan	CHICAGO	Dec 23, 2018	Jan 6, 2019	1	7	8
6	Dadonov, Evgenii	FLORIDA	Nov 24, 2018	Dec 4, 2018	4	4	8
6	Backlund, Mikael	CALGARY	Feb 16, 2019	Feb 26, 2019	4	4	8
6	O'Reilly, Ryan	ST. LOUIS	Dec 27, 2018	Jan 7, 2019	3	5	8
6	Tarasenko, Vladimir	ST. LOUIS	Oct 25, 2018	Nov 9, 2018	4	4	8
6	Miller, J.T.	TAMPA BAY	Mar 18, 2019	Mar 30, 2019	1	7	8
6	Gourde, Yanni	TAMPA BAY	Oct 11, 2018	Oct 21, 2018	4	4	8
6	Rielly, Morgan	TORONTO	Nov 9, 2018	Nov 19, 2018	3	5	8
6	Kerfoot, Alexander	COLORADO	Mar 23, 2019	Apr 2, 2019	4	4	8
6	Domi, Max	MONTREAL	Oct 15, 2018	Oct 27, 2018	5	3	8
6	Eichel, Jack	BUFFALO	Feb 1, 2019	Feb 12, 2019	2	6	8
6	Aho, Sebastian	CAROLINA	Feb 21, 2019	Mar 5, 2019	5	3	8
6	Bergeron, Patrice	BOSTON	Feb 26, 2019	Mar 9, 2019	4	3	7
6	Backstrom, Nicklas	WASHINGTON	Nov 3, 2018	Nov 13, 2018	2	5	7
6	Toews, Jonathan	CHICAGO	Nov 12, 2018	Nov 23, 2018	3	4	7
6	Dadonov, Evgenii	FLORIDA	Feb 14, 2019	Feb 25, 2019	3	4	7
6	Carlson, John	WASHINGTON	Mar 6, 2019	Mar 16, 2019	2	5	7
6	Hedman, Victor	TAMPA BAY	Dec 22, 2018	Jan 5, 2019	1	6	7
6	Smith, Craig	NASHVILLE	Dec 29, 2018	Jan 7, 2019	4	3	7
6	Kuznetsov, Evgeny	WASHINGTON	Oct 27, 2018	Nov 9, 2018	1	6	7
6	Stone, Mark	VEGAS	Mar 6, 2019	Mar 18, 2019	4	3	7
** 6	Gaudreau, Johnny	CALGARY	Mar 27, 2019	Apr 6, 2019	1	6	7
6	Hertl, Tomas	SAN JOSE	Mar 1, 2019	Mar 12, 2019	3	4	7
6	Tierney, Chris	OTTAWA	Feb 7, 2019	Feb 18, 2019	0	7	7
6	Bjorkstrand, Oliver	COLUMBUS	Mar 24, 2019	Apr 2, 2019	7	0	7
6	Meier, Timo	SAN JOSE	Mar 1, 2019	Mar 12, 2019	5	2	7
6	Werenski, Zach	COLUMBUS	Dec 22, 2018	Jan 4, 2019	4	3	7
6	* Cirelli, Anthony	TAMPA BAY	Mar 16, 2019	Mar 25, 2019	4	3	7
6	Parise, Zach	MINNESOTA	Nov 17, 2018	Nov 29, 2018	5	1	6
6	Perreault, Mathieu	WINNIPEG	Dec 9, 2018	Dec 18, 2018	5	1	6
6	Byron, Paul	MONTREAL	Feb 19, 2019	Mar 1, 2019	2	4	6
6	Henrique, Adam	ANAHEIM	Nov 25, 2018	Dec 5, 2018	1	5	6
6	Rielly, Morgan	TORONTO	Nov 28, 2018	Dec 11, 2018	1	5	6
6	Laughton, Scott	PHILADELPHIA	Mar 1, 2019	Mar 14, 2019	4	2	6
6	Labanc, Kevin	SAN JOSE	Mar 22, 2019	Apr 2, 2019	3	3	6
6	Rantanen, Mikko	COLORADO	Feb 20, 2019	Mar 1, 2019	4	2	6
6	Keller, Clayton	ARIZONA	Oct 25, 2018	Nov 8, 2018	2	4	6
5	Kucherov, Nikita	TAMPA BAY	Feb 10, 2019	Feb 18, 2019	7	11	18
5	Scheifele, Mark	WINNIPEG	Dec 9, 2018	Dec 16, 2018	5	9	14
5	Bergeron, Patrice	BOSTON	Oct 4, 2018	Oct 17, 2018	6	7	13
5	Bertuzzi, Tyler	DETROIT	Mar 25, 2019	Apr 2, 2019	5	8	13
5	Burns, Brent	SAN JOSE	Dec 27, 2018	Jan 5, 2019	3	9	12
5	Marchand, Brad	BOSTON	Feb 5, 2019	Feb 12, 2019	3	9	12
5	Stamkos, Steven	TAMPA BAY	Mar 18, 2019	Mar 25, 2019	6	6	12
5	Draisaitl, Leon	EDMONTON	Dec 7, 2018	Dec 14, 2018	3	9	12
5	McDavid, Connor	EDMONTON	Dec 22, 2018	Jan 2, 2019	4	8	12
5	Laine, Patrik	WINNIPEG	Nov 16, 2018	Nov 24, 2018	11	1	12
5	Rielly, Morgan	TORONTO	Dec 15, 2018	Dec 23, 2018	3	8	11
5	Monahan, Sean	CALGARY	Dec 31, 2018	Jan 7, 2019	2	9	11
5	McDavid, Connor	EDMONTON	Oct 6, 2018	Oct 18, 2018	4	7	11
5	Marnier, Mitchell	TORONTO	Feb 27, 2019	Mar 6, 2019	3	8	11
5	Pavelski, Joe	SAN JOSE	Nov 11, 2018	Nov 20, 2018	6	4	10
5	Radulov, Alexander	DALLAS	Oct 4, 2018	Oct 15, 2018	4	6	10
5	Krejci, David	BOSTON	Feb 12, 2019	Feb 20, 2019	2	8	10
5	Crosby, Sidney	PITTSBURGH	Oct 18, 2018	Oct 30, 2018	6	4	10
5	Stamkos, Steven	TAMPA BAY	Dec 16, 2018	Dec 27, 2018	7	3	10
5	Skinner, Jeff	BUFFALO	Oct 18, 2018	Oct 27, 2018	5	5	10
5	Landeskog, Gabriel	COLORADO	Oct 13, 2018	Oct 22, 2018	7	3	10
5	Landeskog, Gabriel	COLORADO	Dec 2, 2018	Dec 11, 2018	4	6	10
5	Strome, Dylan	CHICAGO	Feb 2, 2019	Feb 12, 2019	2	8	10
5	DeBrusk, Jake	BOSTON	Feb 12, 2019	Feb 20, 2019	5	5	10
5	Parise, Zach	MINNESOTA	Dec 27, 2018	Jan 5, 2019	4	5	9
5	Burns, Brent	SAN JOSE	Jan 21, 2019	Feb 7, 2019	2	7	9
5	Bergeron, Patrice	BOSTON	Feb 5, 2019	Feb 12, 2019	4	5	9
5	Byfuglien, Dustin	WINNIPEG	Dec 9, 2018	Dec 16, 2018	1	8	9

5	Kopitar, Anze	LOS ANGELES	Jan 19, 2019	Feb 5, 2019	3	6	9
5	Ekholm, Mattias	NASHVILLE	Jan 4, 2019	Jan 10, 2019	3	6	9
5	Zuccarello, Mats	NY RANGERS	Jan 12, 2019	Jan 19, 2019	4	5	9
5	Zibanejad, Mika	NY RANGERS	Jan 12, 2019	Jan 19, 2019	5	4	9
5	Scheifele, Mark	WINNIPEG	Nov 24, 2018	Dec 2, 2018	5	4	9
5	Draisaitl, Leon	EDMONTON	Dec 22, 2018	Jan 2, 2019	6	3	9
5	Pastrnak, David	BOSTON	Dec 6, 2018	Dec 14, 2018	2	7	9
5	Connor, Kyle	WINNIPEG	Nov 9, 2018	Nov 19, 2018	4	5	9
5	Aho, Sebastian	CAROLINA	Jan 20, 2019	Feb 3, 2019	3	6	9
5	Chabot, Thomas	OTTAWA	Nov 1, 2018	Nov 8, 2018	2	7	9
5	Märner, Mitchell	TORONTO	Nov 10, 2018	Nov 19, 2018	1	8	9
5	Dubois, Pierre-Luc	COLUMBUS	Nov 10, 2018	Nov 19, 2018	4	5	9
5	Koivu, Mikko	MINNESOTA	Nov 13, 2018	Nov 21, 2018	2	6	8
5	Pavelski, Joe	SAN JOSE	Dec 27, 2018	Jan 5, 2019	2	6	8
5	Wheeler, Blake	WINNIPEG	Dec 9, 2018	Dec 16, 2018	1	7	8
5	Kessel, Phil	PITTSBURGH	Oct 23, 2018	Nov 1, 2018	3	5	8
5	Kane, Patrick	CHICAGO	Oct 4, 2018	Oct 13, 2018	5	3	8
5	Gardiner, Jake	TORONTO	Dec 1, 2018	Dec 11, 2018	1	7	8
5	Hoffman, Mike	FLORIDA	Feb 21, 2019	Feb 28, 2019	4	4	8
5	Palmieri, Kyle	NEW JERSEY	Oct 6, 2018	Oct 18, 2018	7	1	8
5	Kreider, Chris	NY RANGERS	Dec 22, 2018	Dec 31, 2018	5	3	8
5	Smith, Reilly	VEGAS	Nov 18, 2018	Nov 24, 2018	1	7	8
5	Barrie, Tyson	COLORADO	Dec 29, 2018	Jan 8, 2019	1	7	8
5	Rust, Bryan	PITTSBURGH	Dec 15, 2018	Dec 22, 2018	5	3	8
**5	Huberdeau, Jonathan	FLORIDA	Mar 28, 2019	Apr 6, 2019	5	3	8
5	Couturier, Sean	PHILADELPHIA	Mar 15, 2019	Mar 23, 2019	3	5	8
5	Hertl, Tomas	SAN JOSE	Jan 7, 2019	Jan 15, 2019	5	3	8
5	Barkov, Aleksander	FLORIDA	Nov 26, 2018	Dec 4, 2018	3	5	8
5	Mantha, Anthony	DETROIT	Feb 20, 2019	Mar 2, 2019	2	6	8
5	Tuch, Alex	VEGAS	Nov 21, 2018	Nov 29, 2018	3	5	8
5	Aho, Sebastian	CAROLINA	Dec 7, 2018	Dec 16, 2018	5	3	8
5	Chabot, Thomas	OTTAWA	Oct 4, 2018	Oct 13, 2018	2	6	8
5	Panarin, Artemi	COLUMBUS	Jan 19, 2019	Feb 5, 2019	2	6	8
5	* Pettersson, Elias	VANCOUVER	Oct 3, 2018	Oct 13, 2018	5	3	8
5	Bergeron, Patrice	BOSTON	Nov 5, 2018	Nov 14, 2018	2	5	7
5	Pavelski, Joe	SAN JOSE	Nov 27, 2018	Dec 5, 2018	5	2	7
5	Krejci, David	BOSTON	Nov 5, 2018	Nov 14, 2018	0	7	7
5	Krejci, David	BOSTON	Jan 10, 2019	Jan 17, 2019	3	4	7
5	Yandle, Keith	FLORIDA	Oct 11, 2018	Oct 20, 2018	1	6	7
5	Petry, Jeff	MONTREAL	Dec 6, 2018	Dec 15, 2018	4	3	7
5	Giroux, Claude	PHILADELPHIA	Mar 15, 2019	Mar 23, 2019	0	7	7
5	van Riemsdyk, James	PHILADELPHIA	Mar 14, 2019	Mar 21, 2019	6	1	7
5	Kane, Patrick	CHICAGO	Dec 5, 2018	Dec 12, 2018	2	5	7
5	Josi, Roman	NASHVILLE	Oct 30, 2018	Nov 10, 2018	3	4	7
5	Schenn, Brayden	ST. LOUIS	Jan 23, 2019	Feb 9, 2019	1	6	7
5	Ekman-Larsson, Oliver	ARIZONA	Feb 21, 2019	Mar 2, 2019	2	5	7
5	Toffoli, Tyler	LOS ANGELES	Feb 4, 2019	Feb 11, 2019	4	3	7
5	Stone, Mark	OTTAWA	Dec 1, 2018	Dec 9, 2018	4	3	7
5	Gaudreau, Johnny	CALGARY	Oct 27, 2018	Nov 3, 2018	1	6	7
5	Shaw, Andrew	MONTREAL	Nov 8, 2018	Nov 17, 2018	5	2	7
5	Coleman, Blake	NEW JERSEY	Jan 8, 2019	Jan 15, 2019	5	2	7
5	Nugent-Hopkins, Ryan	EDMONTON	Jan 12, 2019	Jan 20, 2019	2	5	7
5	Galchenyuk, Alex	ARIZONA	Dec 22, 2018	Dec 30, 2018	3	4	7
5	Lindholm, Hampus	ANAHEIM	Oct 8, 2018	Oct 17, 2018	2	5	7
5	Gostisbehere, Shayne	PHILADELPHIA	Mar 9, 2019	Mar 17, 2019	1	6	7
5	Sanford, Zach	ST. LOUIS	Oct 20, 2018	Nov 1, 2018	3	4	7
5	Drouin, Jonathan	MONTREAL	Oct 13, 2018	Oct 23, 2018	3	4	7
5	Drouin, Jonathan	MONTREAL	Nov 8, 2018	Nov 17, 2018	3	4	7
5	Jones, Seth	COLUMBUS	Nov 26, 2018	Dec 6, 2018	3	4	7
5	Monahan, Sean	CALGARY	Jan 11, 2019	Jan 19, 2019	4	3	7
5	Kempe, Adrian	LOS ANGELES	Feb 4, 2019	Feb 11, 2019	4	3	7
5	* Donato, Ryan	MINNESOTA	Feb 21, 2019	Mar 2, 2019	2	5	7
5	Anvidsson, Viktor	NASHVILLE	Oct 20, 2018	Oct 30, 2018	5	2	7
5	Anvidsson, Viktor	NASHVILLE	Jan 9, 2019	Jan 17, 2019	6	1	7
5	* Lindblom, Oskar	PHILADELPHIA	Oct 30, 2018	Nov 8, 2018	2	5	7
5	Boeser, Brock	VANCOUVER	Jan 18, 2019	Feb 4, 2019	3	4	7
5	DeBrincat, Alex	CHICAGO	Dec 20, 2018	Dec 29, 2018	4	3	7
5	Bratt, Jesper	NEW JERSEY	Feb 14, 2019	Feb 21, 2019	2	5	7
5	Ovechkin, Alex	WASHINGTON	Mar 12, 2019	Mar 20, 2019	2	4	6
5	Killorn, Alex	TAMPA BAY	Nov 8, 2018	Nov 17, 2018	0	6	6
5	Benn, Jamie	DALLAS	Dec 13, 2018	Dec 22, 2018	3	3	6
5	Maroon, Pat	ST. LOUIS	Mar 16, 2019	Mar 23, 2019	4	2	6
5	Eakin, Cody	VEGAS	Nov 6, 2018	Nov 14, 2018	4	2	6
5	Skinner, Jeff	BUFFALO	Nov 19, 2018	Nov 27, 2018	5	1	6
5	Gudbranson, Erik	VANCOUVER	Oct 31, 2018	Nov 10, 2018	2	4	6
5	Connolly, Brett	WASHINGTON	Dec 2, 2018	Dec 11, 2018	2	4	6
5	Johansen, Ryan	NASHVILLE	Mar 9, 2019	Mar 19, 2019	0	6	6
5	Klingberg, John	DALLAS	Oct 4, 2018	Oct 15, 2018	4	2	6
5	Dzingel, Ryan	OTTAWA	Nov 4, 2018	Nov 11, 2018	4	2	6
5	Couturier, Sean	PHILADELPHIA	Mar 1, 2019	Mar 11, 2019	3	3	6
5	Hamilton, Dougie	CAROLINA	Jan 3, 2019	Jan 10, 2019	3	3	6

5	Krug, Torey	BOSTON	Nov 23, 2018	Dec 1, 2018	0	6	6
5	Krug, Torey	BOSTON	Feb 6, 2019	Feb 15, 2019	0	6	6
5	Sissons, Colton	NASHVILLE	Jan 7, 2019	Jan 15, 2019	3	3	6
5	Oesterle, Jordan	ARIZONA	Feb 4, 2019	Feb 12, 2019	2	4	6
5	Sanheim, Travis	PHILADELPHIA	Feb 23, 2019	Mar 3, 2019	4	2	6
5	* Petterson, Marcus	PITTSBURGH	Jan 2, 2019	Jan 11, 2019	0	6	6
5	* Toews, Devon	NY ISLANDERS	Feb 14, 2019	Feb 23, 2019	0	6	6
5	Connor, Kyle	WINNIPEG	Oct 20, 2018	Oct 27, 2018	2	4	6
5	Connor, Kyle	WINNIPEG	Feb 20, 2019	Mar 1, 2019	3	3	6
5	Meier, Timo	SAN JOSE	Mar 22, 2019	Mar 31, 2019	3	3	6
5	Barzal, Mathew	NY ISLANDERS	Nov 8, 2018	Nov 18, 2018	1	5	6
5	Werenski, Zach	COLUMBUS	Oct 18, 2018	Oct 27, 2018	1	5	6
5	Simon, Dominik	PITTSBURGH	Oct 23, 2018	Nov 1, 2018	2	4	6
5	Matthews, Auston	TORONTO	Feb 19, 2019	Feb 27, 2019	3	3	6
5	Laine, Patrik	WINNIPEG	Dec 9, 2018	Dec 16, 2018	2	4	6
5	* Petterson, Elias	VANCOUVER	Mar 15, 2019	Mar 23, 2019	1	5	6
5	* Dahlin, Rasmus	BUFFALO	Jan 8, 2019	Jan 16, 2019	1	5	6
5	Williams, Justin	CAROLINA	Dec 7, 2018	Dec 16, 2018	3	2	5
5	Killorn, Alex	TAMPA BAY	Dec 6, 2018	Dec 16, 2018	3	2	5
5	Smith, Zack	OTTAWA	Jan 10, 2019	Jan 19, 2019	0	5	5
5	Josi, Roman	NASHVILLE	Dec 3, 2018	Dec 13, 2018	0	5	5
5	O'Reilly, Ryan	ST. LOUIS	Mar 23, 2019	Apr 1, 2019	1	4	5
5	Orlov, Dmitry	WASHINGTON	Mar 10, 2019	Mar 19, 2019	0	5	5
5	Zucker, Jason	MINNESOTA	Feb 22, 2019	Mar 3, 2019	3	2	5
5	Ferland, Micheal	CAROLINA	Oct 14, 2018	Oct 26, 2018	4	1	5
5	Palat, Ondrej	TAMPA BAY	Oct 13, 2018	Oct 21, 2018	0	5	5
5	Danault, Phillip	MONTREAL	Mar 26, 2019	Apr 4, 2019	1	4	5
5	Forsberg, Filip	NASHVILLE	Feb 5, 2019	Feb 12, 2019	2	3	5
5	Tierney, Chris	OTTAWA	Mar 9, 2019	Mar 20, 2019	2	3	5
5	Theodore, Shea	VEGAS	Oct 30, 2018	Nov 8, 2018	1	4	5
5	Jones, Seth	COLUMBUS	Dec 27, 2018	Jan 5, 2019	1	4	5
5	Monahan, Sean	CALGARY	Feb 26, 2019	Mar 6, 2019	1	4	5
5	Tanew, Brandon	WINNIPEG	Jan 6, 2019	Jan 13, 2019	2	3	5
5	* Chytil, Filip	NY RANGERS	Nov 12, 2018	Nov 21, 2018	5	0	5
5	* Hirose, Taro	DETROIT	Mar 19, 2019	Mar 28, 2019	0	5	5

* - Indicates Rookie ** - Indicates Currently Active Streak

Three or More Goal Games

Player	Goals Scored	Team	Date	Final Score
Aho, Sebastian	3	CAROLINA	Jan 13, 2019	NSH 3 @ CAR 6
Armia, Joel	3	MONTREAL	Mar 1, 2019	MTL 4 @ NYR 2
Arvidsson, Viktor	3	NASHVILLE	Jan 15, 2019	WSH 2 @ NSH 7
Atkinson, Cam	3	COLUMBUS	Dec 4, 2018	CGY 9 @ CBJ 6
Atkinson, Cam	3	COLUMBUS	Nov 17, 2018	CBJ 4 @ CAR 1
Backstrom, Nicklas	3	WASHINGTON	Nov 30, 2018	NJD 3 @ WSH 6
Barbashev, Ivan	3	ST. LOUIS	Mar 21, 2019	DET 2 @ STL 5
Barkov, Aleksander	3	FLORIDA	Feb 17, 2019	MTL 3 @ FLA 6
Barkov, Aleksander	3	FLORIDA	Dec 15, 2018	TOR 3 @ FLA 4
Barzal, Mathew	3	NY ISLANDERS	Dec 29, 2018	NYI 4 @ TOR 0
Beauvillier, Anthony	3	NY ISLANDERS	Nov 15, 2018	NYR 5 @ NYI 7
Benn, Jamie	3	DALLAS	Mar 2, 2019	DAL 4 @ STL 1
Bergeron, Patrice	3	BOSTON	Oct 8, 2018	OTT 3 @ BOS 6
Bertuzzi, Tyler	3	DETROIT	Jan 12, 2019	DET 5 @ MIN 2
Boeser, Brock	3	VANCOUVER	Dec 9, 2018	VAN 6 @ STL 1
Boyle, Brian	3	NEW JERSEY	Nov 5, 2018	NJD 5 @ PIT 1
Brown, Dustin	3	LOS ANGELES	Nov 25, 2018	EDM 2 @ LAK 5
Connor, Kyle	3	WINNIPEG	Mar 23, 2019	NSH 0 @ WPG 5
Couture, Logan	3	SAN JOSE	Oct 18, 2018	BUF 1 @ SJS 5
Couturier, Sean	3	PHILADELPHIA	Jan 16, 2019	BOS 3 @ PHI 4
Crosby, Sidney	3	PITTSBURGH	Nov 28, 2018	PIT 3 @ COL 6
Danault, Phillip	3	MONTREAL	Dec 22, 2018	MTL 4 @ VGK 3
DeBrincat, Alex	3	CHICAGO	Feb 18, 2019	OTT 7 @ CHI 8
Draisaitl, Leon	3	EDMONTON	Mar 26, 2019	LAK 4 @ EDM 8
Ehlers, Nikolaj	3	WINNIPEG	Dec 20, 2018	WPG 5 @ SJS 3
Ehlers, Nikolaj	3	WINNIPEG	Nov 29, 2018	CHI 5 @ WPG 6
Ennis, Tyler	3	TORONTO	Mar 4, 2019	TOR 6 @ CGY 2
Fischer, Christian	3	ARIZONA	Oct 23, 2018	ARI 4 @ CBJ 1
Forsberg, Filip	3	NASHVILLE	Oct 27, 2018	EDM 5 @ NSH 3
Fowler, Cam	3	ANAHEIM	Nov 4, 2018	CBJ 2 @ ANA 3
Gallagher, Brendan	3	MONTREAL	Feb 21, 2019	PHI 1 @ MTL 5
Gaudreau, Johnny	3	CALGARY	Mar 12, 2019	NJD 4 @ CGY 9
Gaudreau, Johnny	3	CALGARY	Dec 27, 2018	CGY 4 @ WPG 1
Guentzel, Jake	3	PITTSBURGH	Jan 11, 2019	PIT 7 @ ANA 4
Guentzel, Jake	3	PITTSBURGH	Nov 24, 2018	CBJ 2 @ PIT 4
Hertl, Tomas	3	SAN JOSE	Jan 22, 2019	SJS 7 @ WSH 6
Hertl, Tomas	3	SAN JOSE	Jan 15, 2019	PIT 2 @ SJS 5
Hinojosa, Vinnie	3	ARIZONA	Mar 14, 2019	ANA 1 @ ARI 6
Hornqvist, Patric	3	PITTSBURGH	Dec 4, 2018	COL 3 @ PIT 6
Jarmkrok, Calle	3	NASHVILLE	Nov 17, 2018	LAK 3 @ NSH 5

Jenner, Boone	3	COLUMBUS	Mar 12, 2019	BOS 4 @ CBJ 7
Johnson, Tyler	3	TAMPA BAY	Oct 16, 2018	CAR 2 @ TBL 4
Johnsson, Andreas	3	TORONTO	Nov 24, 2018	PHI 0 @ TOR 6
Kadri, Nazem	3	TORONTO	Jan 23, 2019	WSH 3 @ TOR 6
Kane, Patrick	3	CHICAGO	Dec 27, 2018	MIN 2 @ CHI 5
Kase, Ondrej	3	ANAHEIM	Dec 12, 2018	DAL 3 @ ANA 6
Kessel, Phil	3	PITTSBURGH	Oct 11, 2018	VGK 2 @ PIT 4
Killorn, Alex	3	TAMPA BAY	Mar 16, 2019	WSH 3 @ TBL 6
Labanc, Kevin	3	SAN JOSE	Feb 9, 2019	SJS 5 @ EDM 2
Laine, Patrik	5	WINNIPEG	Nov 24, 2018	WPG 8 @ STL 4
Laine, Patrik	3	WINNIPEG	Nov 19, 2018	WPG 6 @ VAN 3
Laine, Patrik	3	WINNIPEG	Nov 1, 2018	WPG 4 @ FLA 2
Landeskog, Gabriel	3	COLORADO	Oct 18, 2018	COL 5 @ NJD 3
Mantha, Anthony	3	DETROIT	Mar 31, 2019	BOS 3 @ DET 6
Marchessault, Jonathan	3	VEGAS	Jan 19, 2019	PIT 3 @ VGK 7
Martinook, Jordan	3	CAROLINA	Nov 23, 2018	FLA 1 @ CAR 4
Nielsen, Frans	3	DETROIT	Dec 4, 2018	TBL 6 @ DET 5
Nugent-Hopkins, Ryan	3	EDMONTON	Mar 26, 2019	LAK 4 @ EDM 8
O'Reilly, Ryan	3	ST. LOUIS	Nov 6, 2018	CAR 1 @ STL 4
Ovechkin, Alex	3	WASHINGTON	Jan 22, 2019	SJS 7 @ WSH 6
Ovechkin, Alex	3	WASHINGTON	Dec 14, 2018	WSH 6 @ CAR 5
Ovechkin, Alex	3	WASHINGTON	Dec 11, 2018	DET 2 @ WSH 6
Pastrnak, David	3	BOSTON	Mar 27, 2019	NYR 3 @ BOS 6
Pastrnak, David	3	BOSTON	Nov 10, 2018	TOR 1 @ BOS 5
Pastrnak, David	3	BOSTON	Oct 13, 2018	DET 2 @ BOS 8
Pavelski, Joe	3	SAN JOSE	Feb 24, 2019	SJS 5 @ DET 3
Perlini, Brendan	3	CHICAGO	Mar 11, 2019	ARI 1 @ CHI 7
Perron, David	3	ST. LOUIS	Oct 11, 2018	CGY 3 @ STL 5
Pettersson, Elias	3	VANCOUVER	Jan 2, 2019	VAN 4 @ OTT 3
Poehling, Ryan	3	MONTREAL	Apr 6, 2019	TOR 5 @ MTL 6
Point, Brayden	3	TAMPA BAY	Nov 15, 2018	TBL 4 @ PIT 3
Radulov, Alexander	3	DALLAS	Mar 7, 2019	COL 0 @ DAL 4
Rakell, Rickard	3	ANAHEIM	Mar 30, 2019	ANA 5 @ EDM 1
Reinhart, Sam	3	BUFFALO	Feb 23, 2019	WSH 2 @ BUF 5
Richardson, Brad	4	ARIZONA	Feb 28, 2019	VAN 2 @ ARI 5
Roslovic, Jack	3	WINNIPEG	Feb 2, 2019	ANA 3 @ WPG 9
Rust, Bryan	3	PITTSBURGH	Dec 12, 2018	PIT 3 @ CHI 6
Schwartz, Jaden	3	ST. LOUIS	Mar 19, 2019	EDM 2 @ STL 7
Shaw, Andrew	3	MONTREAL	Feb 26, 2019	MTL 8 @ DET 1
Sissons, Colton	3	NASHVILLE	Nov 7, 2018	NSH 4 @ COL 1
Skinner, Jeff	3	BUFFALO	Oct 20, 2018	BUF 5 @ LAK 1
Soderberg, Carl	3	COLORADO	Jan 14, 2019	COL 6 @ TOR 3
Stamkos, Steven	3	TAMPA BAY	Dec 10, 2018	NYR 3 @ TBL 6
Steel, Sam	3	ANAHEIM	Mar 26, 2019	ANA 5 @ VAN 4
Tarasenko, Vladimir	3	ST. LOUIS	Feb 10, 2019	STL 5 @ NSH 4
Tavares, John	4	TORONTO	Mar 25, 2019	FLA 5 @ TOR 7
Tavares, John	3	TORONTO	Oct 7, 2018	TOR 7 @ CHI 6
Thornton, Joe	3	SAN JOSE	Feb 18, 2019	BOS 6 @ SJS 5
Tkachuk, Matthew	3	CALGARY	Mar 10, 2019	VGK 3 @ CGY 6
Toews, Jonathan	3	CHICAGO	Jan 20, 2019	WSH 5 @ CHI 8
Toews, Jonathan	3	CHICAGO	Oct 6, 2018	CHI 5 @ STL 4
van Riemsdyk, James	3	PHILADELPHIA	Mar 15, 2019	PHI 6 @ TOR 7
van Riemsdyk, James	3	PHILADELPHIA	Jan 14, 2019	MIN 4 @ PHI 7
Watson, Austin	2	NASHVILLE	Nov 25, 2018	ANA 2 @ NSH 5
Wheeler, Blake	4	WINNIPEG	Mar 3, 2019	WPG 5 @ CBJ 2
Zibanejad, Mika	3	NY RANGERS	Jan 31, 2019	NYR 4 @ NJD 3
Zucker, Jason	3	MINNESOTA	Mar 7, 2019	MIN 3 @ TBL 0

2018-2019 CONSECUTIVE WIN / UNDEFEATED STREAKS

Wins in 3 or More Consecutive Games			
Games	Team	From	To
11	ST. LOUIS	Jan 23, 2019	Feb 19, 2019
10	TAMPA BAY	Feb 9, 2019	Feb 27, 2019
10	BUFFALO	Nov 8, 2018	Nov 27, 2018
8	PHILADELPHIA	Jan 14, 2019	Feb 4, 2019
8	PITTSBURGH	Dec 19, 2018	Jan 4, 2019
8	TAMPA BAY	Nov 29, 2018	Dec 13, 2018
7	TAMPA BAY	Mar 9, 2019	Mar 21, 2019
7	WASHINGTON	Feb 24, 2019	Mar 10, 2019
7	CALGARY	Feb 16, 2019	Feb 27, 2019
7	BOSTON	Feb 9, 2019	Feb 20, 2019
7	CHICAGO	Jan 20, 2019	Feb 10, 2019
7	SAN JOSE	Jan 2, 2019	Jan 15, 2019
7	VEGAS	Dec 27, 2018	Jan 8, 2019
7	TAMPA BAY	Dec 18, 2018	Jan 3, 2019
7	WASHINGTON	Nov 16, 2018	Nov 30, 2018
6	DETROIT	Mar 23, 2019	Apr 2, 2019
6	SAN JOSE	Mar 1, 2019	Mar 12, 2019
6	BOSTON	Feb 26, 2019	Mar 9, 2019
6	VEGAS	Feb 26, 2019	Mar 9, 2019
6	ARIZONA	Feb 19, 2019	Mar 2, 2019
6	SAN JOSE	Jan 22, 2019	Feb 11, 2019
6	NY ISLANDERS	Dec 23, 2018	Jan 5, 2019
6	COLORADO	Nov 18, 2018	Nov 28, 2018
5	COLUMBUS	Mar 24, 2019	Mar 31, 2019
5	CHICAGO	Mar 7, 2019	Mar 16, 2019
5	CAROLINA	Feb 21, 2019	Mar 2, 2019
5	MINNESOTA	Feb 21, 2019	Mar 2, 2019
5	DALLAS	Jan 19, 2019	Feb 4, 2019
5	NY ISLANDERS	Jan 13, 2019	Jan 20, 2019
5	CALGARY	Jan 5, 2019	Jan 13, 2019
5	BOSTON	Dec 29, 2018	Jan 8, 2019
5	CAROLINA	Dec 31, 2018	Jan 8, 2019
5	TORONTO	Dec 18, 2018	Dec 28, 2018
5	COLUMBUS	Dec 17, 2018	Dec 27, 2018
5	SAN JOSE	Dec 8, 2018	Dec 18, 2018
5	WINNIPEG	Dec 9, 2018	Dec 16, 2018
5	WASHINGTON	Dec 6, 2018	Dec 15, 2018
5	CALGARY	Nov 30, 2018	Dec 8, 2018
5	ANAHEIM	Nov 27, 2018	Dec 5, 2018
5	TORONTO	Nov 24, 2018	Dec 4, 2018
5	VEGAS	Nov 21, 2018	Nov 29, 2018
5	FLORIDA	Nov 2, 2018	Nov 13, 2018
5	NASHVILLE	Oct 30, 2018	Nov 10, 2018
5	NY ISLANDERS	Oct 27, 2018	Nov 3, 2018
5	ARIZONA	Oct 23, 2018	Nov 2, 2018
5	MINNESOTA	Oct 16, 2018	Oct 27, 2018
5	NASHVILLE	Oct 11, 2018	Oct 20, 2018
5	TORONTO	Oct 7, 2018	Oct 15, 2018
4	WASHINGTON	Mar 24, 2019	Mar 30, 2019
4	ST. LOUIS	Mar 19, 2019	Mar 25, 2019
4	BOSTON	Mar 16, 2019	Mar 23, 2019
4	COLORADO	Mar 17, 2019	Mar 23, 2019
4	VEGAS	Mar 15, 2019	Mar 21, 2019
4	WINNIPEG	Mar 14, 2019	Mar 20, 2019
4	FLORIDA	Mar 8, 2019	Mar 16, 2019
4	EDMONTON	Feb 28, 2019	Mar 7, 2019
4	DALLAS	Feb 28, 2019	Mar 7, 2019
4	COLORADO	Feb 18, 2019	Feb 23, 2019
4	COLUMBUS	Feb 5, 2019	Feb 12, 2019
4	TORONTO	Feb 2, 2019	Feb 9, 2019
4	MONTREAL	Jan 12, 2019	Jan 18, 2019
4	WINNIPEG	Jan 11, 2019	Jan 17, 2019
4	COLUMBUS	Jan 10, 2019	Jan 15, 2019
4	WASHINGTON	Dec 21, 2018	Dec 29, 2018
4	LOS ANGELES	Dec 18, 2018	Dec 27, 2018
4	ANAHEIM	Dec 9, 2018	Dec 17, 2018
4	EDMONTON	Dec 5, 2018	Dec 11, 2018
4	DALLAS	Nov 28, 2018	Dec 7, 2018
4	WINNIPEG	Nov 29, 2018	Dec 4, 2018
4	ARIZONA	Nov 27, 2018	Dec 4, 2018
4	TORONTO	Nov 13, 2018	Nov 19, 2018
4	DETROIT	Nov 6, 2018	Nov 13, 2018
4	TAMPA BAY	Nov 3, 2018	Nov 8, 2018
4	NY RANGERS	Oct 30, 2018	Nov 6, 2018
4	CALGARY	Oct 29, 2018	Nov 3, 2018
4	PITTSBURGH	Oct 18, 2018	Oct 27, 2018
4	NEW JERSEY	Oct 6, 2018	Oct 16, 2018
4	BOSTON	Oct 4, 2018	Oct 13, 2018

4	CAROLINA	Oct 5, 2018	Oct 13, 2018
** 3	CAROLINA	Apr 2, 2019	Apr 6, 2019
** 3	NASHVILLE	Apr 2, 2019	Apr 6, 2019
** 3	ANAHEIM	Mar 30, 2019	Apr 5, 2019
3	VANCOUVER	Mar 28, 2019	Apr 2, 2019
3	FLORIDA	Mar 28, 2019	Apr 1, 2019
3	CALGARY	Mar 29, 2019	Apr 1, 2019
3	DALLAS	Mar 25, 2019	Mar 28, 2019
3	PITTSBURGH	Mar 21, 2019	Mar 25, 2019
3	LOS ANGELES	Mar 21, 2019	Mar 25, 2019
3	MONTREAL	Mar 19, 2019	Mar 23, 2019
3	CALGARY	Mar 19, 2019	Mar 23, 2019
3	VANCOUVER	Mar 17, 2019	Mar 20, 2019
3	NASHVILLE	Mar 14, 2019	Mar 19, 2019
3	CALGARY	Mar 10, 2019	Mar 15, 2019
3	PITTSBURGH	Mar 10, 2019	Mar 14, 2019
3	PITTSBURGH	Mar 2, 2019	Mar 7, 2019
3	TORONTO	Feb 23, 2019	Feb 27, 2019
3	FLORIDA	Feb 14, 2019	Feb 19, 2019
3	PHILADELPHIA	Feb 12, 2019	Feb 17, 2019
3	CAROLINA	Feb 12, 2019	Feb 16, 2019
3	NY ISLANDERS	Feb 7, 2019	Feb 10, 2019
3	CAROLINA	Feb 5, 2019	Feb 8, 2019
3	MONTREAL	Feb 3, 2019	Feb 7, 2019
3	LOS ANGELES	Feb 4, 2019	Feb 7, 2019
3	DETROIT	Jan 22, 2019	Feb 2, 2019
3	WINNIPEG	Jan 29, 2019	Feb 2, 2019
3	NASHVILLE	Jan 21, 2019	Feb 1, 2019
3	MINNESOTA	Jan 19, 2019	Jan 23, 2019
3	CALGARY	Jan 18, 2019	Jan 22, 2019
3	FLORIDA	Jan 18, 2019	Jan 21, 2019
3	NY RANGERS	Jan 15, 2019	Jan 19, 2019
3	ST. LOUIS	Jan 10, 2019	Jan 14, 2019
3	TAMPA BAY	Jan 8, 2019	Jan 12, 2019
3	ARIZONA	Jan 6, 2019	Jan 12, 2019
3	WASHINGTON	Jan 6, 2019	Jan 10, 2019
3	NASHVILLE	Jan 5, 2019	Jan 9, 2019
3	MINNESOTA	Jan 3, 2019	Jan 7, 2019
3	NEW JERSEY	Dec 27, 2018	Dec 31, 2018
3	MONTREAL	Dec 20, 2018	Dec 28, 2018
3	BOSTON	Dec 17, 2018	Dec 22, 2018
3	CHICAGO	Dec 18, 2018	Dec 21, 2018
3	NY ISLANDERS	Dec 15, 2018	Dec 18, 2018
3	CALGARY	Dec 12, 2018	Dec 16, 2018
3	NASHVILLE	Dec 11, 2018	Dec 15, 2018
3	BOSTON	Dec 8, 2018	Dec 11, 2018
3	VANCOUVER	Dec 6, 2018	Dec 11, 2018
3	MONTREAL	Dec 4, 2018	Dec 9, 2018
3	OTTAWA	Nov 27, 2018	Dec 1, 2018
3	EDMONTON	Nov 27, 2018	Dec 1, 2018
3	TAMPA BAY	Nov 21, 2018	Nov 25, 2018
3	CAROLINA	Nov 18, 2018	Nov 23, 2018
3	NY RANGERS	Nov 17, 2018	Nov 21, 2018
3	NASHVILLE	Nov 17, 2018	Nov 21, 2018
3	CALGARY	Nov 17, 2018	Nov 21, 2018
3	COLUMBUS	Nov 12, 2018	Nov 17, 2018
3	WINNIPEG	Nov 9, 2018	Nov 14, 2018
3	MINNESOTA	Nov 8, 2018	Nov 11, 2018
3	PHILADELPHIA	Nov 5, 2018	Nov 10, 2018
3	TORONTO	Nov 3, 2018	Nov 9, 2018
3	DALLAS	Oct 30, 2018	Nov 3, 2018
3	VANCOUVER	Oct 29, 2018	Nov 2, 2018
3	DETROIT	Oct 28, 2018	Nov 1, 2018
3	EDMONTON	Oct 25, 2018	Oct 28, 2018
3	TAMPA BAY	Oct 21, 2018	Oct 26, 2018
3	BUFFALO	Oct 20, 2018	Oct 25, 2018
3	SAN JOSE	Oct 18, 2018	Oct 23, 2018
3	COLORADO	Oct 18, 2018	Oct 22, 2018
3	WINNIPEG	Oct 18, 2018	Oct 22, 2018
3	OTTAWA	Oct 13, 2018	Oct 20, 2018
3	VEGAS	Oct 13, 2018	Oct 20, 2018
3	TAMPA BAY	Oct 13, 2018	Oct 18, 2018
3	EDMONTON	Oct 13, 2018	Oct 18, 2018
3	MONTREAL	Oct 13, 2018	Oct 17, 2018
3	VANCOUVER	Oct 11, 2018	Oct 16, 2018
3	ANAHEIM	Oct 3, 2018	Oct 8, 2018

** - Indicates Currently Active Streak

2018-2019 CONSECUTIVE HOME WINNING STREAKS

Wins in 3 or More Consecutive Home Games

Games	Team	From	To
12	BOSTON	Feb 5, 2019	Mar 27, 2019
9	TAMPA BAY	Nov 29, 2018	Jan 10, 2019
8	TAMPA BAY	Feb 9, 2019	Mar 5, 2019
** 7	ST. LOUIS	Mar 19, 2019	Apr 6, 2019
7	ST. LOUIS	Jan 10, 2019	Feb 26, 2019
7	WINNIPEG	Jan 6, 2019	Feb 2, 2019
7	SAN JOSE	Dec 27, 2018	Feb 2, 2019
7	NY RANGERS	Oct 23, 2018	Nov 21, 2018
** 6	COLORADO	Mar 17, 2019	Apr 6, 2019
6	VEGAS	Feb 26, 2019	Mar 21, 2019
6	PHILADELPHIA	Jan 10, 2019	Feb 4, 2019
6	VEGAS	Nov 23, 2018	Dec 20, 2018
6	EDMONTON	Nov 27, 2018	Dec 14, 2018
6	TORONTO	Nov 6, 2018	Nov 28, 2018
6	BUFFALO	Nov 3, 2018	Nov 27, 2018
6	NASHVILLE	Oct 30, 2018	Nov 25, 2018
** 5	MONTREAL	Mar 21, 2019	Apr 6, 2019
5	COLUMBUS	Mar 9, 2019	Mar 28, 2019
5	CALGARY	Mar 10, 2019	Mar 21, 2019
5	WASHINGTON	Feb 11, 2019	Mar 10, 2019
5	ARIZONA	Feb 16, 2019	Mar 2, 2019
5	CHICAGO	Jan 20, 2019	Feb 14, 2019
5	CAROLINA	Dec 23, 2018	Jan 13, 2019
5	DALLAS	Nov 16, 2018	Dec 18, 2018
5	NASHVILLE	Dec 1, 2018	Dec 15, 2018
4	DETROIT	Mar 16, 2019	Apr 2, 2019
4	TAMPA BAY	Mar 9, 2019	Mar 25, 2019
4	PITTSBURGH	Mar 5, 2019	Mar 12, 2019
4	SAN JOSE	Mar 1, 2019	Mar 9, 2019
4	TORONTO	Feb 23, 2019	Mar 2, 2019
4	NY ISLANDERS	Feb 2, 2019	Feb 16, 2019
4	TORONTO	Jan 23, 2019	Feb 6, 2019
4	DALLAS	Jan 19, 2019	Feb 4, 2019
4	NY ISLANDERS	Jan 13, 2019	Jan 20, 2019
4	COLUMBUS	Dec 31, 2018	Jan 15, 2019
4	CALGARY	Dec 31, 2018	Jan 13, 2019
4	VEGAS	Dec 27, 2018	Jan 8, 2019
4	WINNIPEG	Dec 9, 2018	Dec 16, 2018
4	PITTSBURGH	Dec 4, 2018	Dec 15, 2018
4	SAN JOSE	Nov 23, 2018	Dec 13, 2018
4	CALGARY	Nov 30, 2018	Dec 12, 2018
4	BOSTON	Nov 10, 2018	Nov 29, 2018
4	DETROIT	Nov 6, 2018	Nov 21, 2018
4	SAN JOSE	Nov 3, 2018	Nov 13, 2018
4	ARIZONA	Oct 25, 2018	Nov 2, 2018
4	TAMPA BAY	Oct 13, 2018	Oct 30, 2018
4	MINNESOTA	Oct 16, 2018	Oct 27, 2018
4	BOSTON	Oct 8, 2018	Oct 25, 2018
4	MONTREAL	Oct 13, 2018	Oct 23, 2018
	NEW JERSEY	Oct 6, 2018	Oct 16, 2018
** 3	VANCOUVER	Mar 28, 2019	Apr 6, 2019
** 3	ANAHEIM	Mar 22, 2019	Apr 5, 2019
3	WASHINGTON	Mar 24, 2019	Apr 4, 2019
3	LOS ANGELES	Mar 21, 2019	Mar 30, 2019
3	OTTAWA	Mar 14, 2019	Mar 26, 2019
3	WINNIPEG	Mar 14, 2019	Mar 23, 2019
3	FLORIDA	Mar 8, 2019	Mar 21, 2019
3	ARIZONA	Mar 7, 2019	Mar 14, 2019
3	COLORADO	Feb 27, 2019	Mar 9, 2019
3	EDMONTON	Feb 21, 2019	Mar 7, 2019
3	CALGARY	Feb 18, 2019	Feb 22, 2019
3	FLORIDA	Feb 14, 2019	Feb 19, 2019
3	MONTREAL	Feb 3, 2019	Feb 7, 2019
3	BOSTON	Jan 3, 2019	Jan 8, 2019
3	PITTSBURGH	Dec 20, 2018	Jan 4, 2019
3	NY ISLANDERS	Dec 15, 2018	Jan 3, 2019
3	LOS ANGELES	Dec 8, 2018	Dec 27, 2018
3	TORONTO	Dec 20, 2018	Dec 23, 2018
3	VANCOUVER	Dec 6, 2018	Dec 16, 2018
3	MONTREAL	Dec 4, 2018	Dec 15, 2018
3	ANAHEIM	Nov 21, 2018	Dec 5, 2018
3	WASHINGTON	Nov 21, 2018	Nov 30, 2018
3	COLUMBUS	Nov 15, 2018	Nov 29, 2018
3	TAMPA BAY	Nov 21, 2018	Nov 25, 2018
3	CAROLINA	Nov 18, 2018	Nov 23, 2018
3	CALGARY	Nov 17, 2018	Nov 21, 2018
3	VEGAS	Oct 28, 2018	Nov 14, 2018
3	WINNIPEG	Nov 9, 2018	Nov 14, 2018

3	FLORIDA	Nov 8, 2018	Nov 11, 2018
3	DALLAS	Oct 23, 2018	Nov 8, 2018
3	VANCOUVER	Oct 29, 2018	Nov 2, 2018
3	WINNIPEG	Oct 18, 2018	Oct 22, 2018
3	OTTAWA	Oct 13, 2018	Oct 20, 2018
3	NASHVILLE	Oct 11, 2018	Oct 15, 2018

** - Indicates Currently Active Streak

2018-2019 CONSECUTIVE ROAD WINNING STREAKS

Wins in 3 or More Consecutive Road Games

Games	Team	From	To
8	ST. LOUIS	Jan 23, 2019	Feb 17, 2019
8	NASHVILLE	Oct 4, 2018	Nov 10, 2018
7	DALLAS	Feb 28, 2019	Mar 28, 2019
6	TAMPA BAY	Feb 1, 2019	Feb 27, 2019
6	SAN JOSE	Jan 22, 2019	Feb 21, 2019
6	NY ISLANDERS	Dec 23, 2018	Jan 18, 2019
6	PITTSBURGH	Dec 19, 2018	Jan 11, 2019
6	ANAHEIM	Nov 27, 2018	Dec 17, 2018
6	COLORADO	Nov 11, 2018	Dec 2, 2018
6	TORONTO	Oct 7, 2018	Nov 3, 2018
** 5	COLUMBUS	Mar 24, 2019	Apr 6, 2019
5	PHILADELPHIA	Jan 19, 2019	Feb 17, 2019
5	TAMPA BAY	Dec 18, 2018	Jan 3, 2019
5	WASHINGTON	Dec 6, 2018	Dec 29, 2018
5	WINNIPEG	Nov 24, 2018	Dec 14, 2018
5	BUFFALO	Nov 8, 2018	Nov 24, 2018
5	EDMONTON	Oct 13, 2018	Nov 3, 2018
4	TAMPA BAY	Mar 11, 2019	Mar 21, 2019
4	EDMONTON	Feb 28, 2019	Mar 16, 2019
4	CAROLINA	Feb 12, 2019	Mar 2, 2019
4	MINNESOTA	Feb 21, 2019	Mar 2, 2019
4	CALGARY	Feb 16, 2019	Feb 27, 2019
4	BOSTON	Feb 15, 2019	Feb 20, 2019
4	COLUMBUS	Feb 5, 2019	Feb 16, 2019
4	CAROLINA	Jan 23, 2019	Feb 8, 2019
4	TORONTO	Dec 18, 2018	Jan 17, 2019
4	ST. LOUIS	Dec 22, 2018	Jan 14, 2019
4	VEGAS	Dec 29, 2018	Jan 12, 2019
4	MINNESOTA	Dec 29, 2018	Jan 7, 2019
4	SAN JOSE	Dec 8, 2018	Dec 29, 2018
4	COLUMBUS	Dec 6, 2018	Dec 27, 2018
4	WASHINGTON	Nov 16, 2018	Nov 26, 2018
4	PITTSBURGH	Oct 18, 2018	Oct 27, 2018
** 3	NASHVILLE	Mar 25, 2019	Apr 6, 2019
** 3	NY ISLANDERS	Mar 28, 2019	Apr 6, 2019
3	CALGARY	Mar 23, 2019	Apr 1, 2019
3	WASHINGTON	Mar 19, 2019	Mar 30, 2019
3	DETROIT	Mar 23, 2019	Mar 28, 2019
3	PITTSBURGH	Mar 21, 2019	Mar 25, 2019
3	BOSTON	Mar 19, 2019	Mar 23, 2019
3	CHICAGO	Mar 9, 2019	Mar 16, 2019
3	PHILADELPHIA	Mar 1, 2019	Mar 9, 2019
3	WASHINGTON	Mar 1, 2019	Mar 6, 2019
3	MONTREAL	Feb 26, 2019	Mar 5, 2019
3	FLORIDA	Jan 19, 2019	Feb 25, 2019
3	COLORADO	Feb 14, 2019	Feb 23, 2019
3	LOS ANGELES	Feb 4, 2019	Feb 7, 2019
3	CHICAGO	Feb 1, 2019	Feb 5, 2019
3	NASHVILLE	Jan 21, 2019	Feb 1, 2019
3	CALGARY	Jan 5, 2019	Jan 19, 2019
3	ARIZONA	Dec 29, 2018	Jan 12, 2019
3	BOSTON	Dec 29, 2018	Jan 12, 2019
3	NASHVILLE	Jan 5, 2019	Jan 9, 2019
3	CAROLINA	Jan 3, 2019	Jan 8, 2019
3	FLORIDA	Dec 22, 2018	Dec 31, 2018
3	WINNIPEG	Dec 20, 2018	Dec 31, 2018
3	LOS ANGELES	Dec 22, 2018	Dec 31, 2018
3	CHICAGO	Dec 20, 2018	Dec 29, 2018
3	MONTREAL	Dec 20, 2018	Dec 28, 2018
3	NY ISLANDERS	Dec 8, 2018	Dec 18, 2018
3	VANCOUVER	Nov 24, 2018	Dec 11, 2018
3	ARIZONA	Nov 27, 2018	Dec 4, 2018

3	ARIZONA	Nov 27, 2018	Dec 4, 2018
3	TAMPA BAY	Dec 1, 2018	Dec 4, 2018
3	CALGARY	Nov 25, 2018	Dec 4, 2018
3	VEGAS	Nov 21, 2018	Nov 29, 2018
3	COLUMBUS	Nov 9, 2018	Nov 17, 2018
3	TORONTO	Nov 13, 2018	Nov 16, 2018
3	MINNESOTA	Nov 8, 2018	Nov 11, 2018
3	DETROIT	Oct 20, 2018	Nov 10, 2018
3	DALLAS	Oct 30, 2018	Nov 3, 2018
3	NY ISLANDERS	Oct 27, 2018	Oct 30, 2018
3	TAMPA BAY	Oct 21, 2018	Oct 26, 2018
3	COLORADO	Oct 18, 2018	Oct 22, 2018
3	VANCOUVER	Oct 11, 2018	Oct 16, 2018

** - Indicates Currently Active Streak

2018-2019 PLAYER MOVEMENT

Skaters

Pos	Sw #	Player	Team	GP	G	A	P	+/-	PIM	PP	SH	GW	S	S %	TOI
L	26	Aberg, Pontus	ANA	37	11	8	19	-10	14	3	0	1	74	14.9	15:37
			MIN	22	1	5	6	-4	6	0	0	0	27	3.7	12:52
			Total	59	12	13	25	-14	20	3	0	1	101	11.9	14:35
L	17	Agostino, Kenny	MTL	36	2	9	11	-1	26	0	0	0	38	5.3	11:11
			NJD	27	4	9	13	-2	8	0	0	0	41	9.6	15:13
			Total	63	6	18	24	-3	34	0	0	0	79	7.8	12:55
R	90	Archibald, Darren	VAN	9	1	1	2	-1	12	0	0	0	8	12.5	7:38
			OTT	3	0	0	0	-2	0	0	0	0	2	0.0	6:35
			Total	12	1	1	2	-3	12	0	0	0	10	10.0	7:22
D	88	Beaulieu, Nathan	BUF	30	3	4	7	1	32	0	0	0	35	8.6	14:42
			WPG	18	0	5	5	5	7	0	0	0	25	0.0	16:50
			Total	48	3	9	12	6	39	0	0	0	60	5.0	15:30
D	2	Bitetto, Anthony	NSH	18	0	3	3	1	8	0	0	0	15	0.0	10:40
			MIN	18	0	0	0	-8	4	0	0	0	15	0.0	13:11
			Total	36	0	3	3	-7	12	0	0	0	30	0.0	11:55
C	27	Bjugstad, Nick	FLA	32	5	7	12	2	16	1	0	1	60	8.3	14:29
			PIT	32	9	5	14	4	14	1	0	1	94	9.6	15:44
			Total	64	14	12	26	6	30	2	0	2	154	9.1	15:07
C	36	Blandisi, Joseph	ANA	3	0	0	0	-1	6	0	0	0	1	0.0	10:39
			PIT	6	0	0	0	0	0	0	0	0	7	0.0	5:50
			Total	9	0	0	0	-1	6	0	0	0	8	0.0	7:26
D	74	Bowey, Madison	WSH	33	1	5	6	3	38	0	0	1	34	2.9	13:44
			DET	17	1	3	4	-4	8	0	0	0	14	7.1	18:11
			Total	50	2	8	10	-1	46	0	0	1	48	4.2	15:15
C	11	Boyle, Brian	NJD	47	13	6	19	-13	22	6	1	2	81	16.0	13:49
			NSH	26	5	0	5	-1	16	1	0	2	42	11.9	12:44
			Total	73	18	6	24	-14	38	7	1	4	123	14.6	13:26
C	18	Brassard, Derick	PIT	40	9	6	15	-6	29	0	0	0	62	14.5	14:55
			FLA	10	1	3	4	-6	2	0	0	0	16	6.3	15:16
			COL	20	4	0	4	-7	8	2	0	0	32	12.5	14:59
			Total	70	14	9	23	-19	39	2	0	0	110	12.7	14:59
C	91	Caggiula, Drake	EDM	29	7	4	11	-8	16	0	1	2	49	14.3	14:02
			CHI	26	5	7	12	3	12	0	0	0	47	10.6	14:51
			Total	55	12	11	23	-5	28	0	1	2	96	12.5	14:25
C	34	Carey, Paul	OTT	5	0	0	0	0	0	0	0	0	1	0.0	9:08
			BOS	2	0	0	0	0	0	0	0	0	3	0.0	14:24
			Total	7	0	0	0	0	0	0	0	0	4	0.0	10:38
D	5	Carrick, Connor	DAL	14	1	3	4	-7	13	0	0	0	16	6.3	12:48
			NJD	20	1	6	7	-6	6	0	0	1	26	3.8	19:35
			Total	34	2	9	11	-13	19	0	0	1	42	4.8	16:47
C	12	Cave, Colby	BOS	20	1	4	5	-1	8	0	0	0	18	5.6	13:11
			EDM	33	2	1	3	-4	8	0	0	1	40	5.0	11:46
			Total	53	3	5	8	-5	16	0	0	1	58	5.2	12:18
C	17	Cogliano, Andrew	ANA	46	3	8	11	2	14	1	0	1	64	4.7	13:14
			DAL	32	3	3	6	-1	8	0	0	0	42	7.1	11:38
			Total	78	6	11	17	1	22	1	0	1	106	5.7	12:35
C	13	Coyle, Charlie	MIN	60	10	18	28	1	16	1	1	2	113	8.8	17:03
			BOS	21	2	4	6	-2	4	0	0	0	42	4.8	15:58
			Total	81	12	22	34	-1	20	1	1	2	155	7.7	16:46
C	39	Dea, Jean-Sebastien	NJD	20	3	2	5	-1	6	0	0	1	27	11.1	10:44
			PIT	3	1	0	1	1	2	0	0	0	2	50.0	7:02
			Total	23	4	2	6	0	8	0	0	1	29	13.8	10:15

D	42	Del Zotto, Michael	VAN	23	1	3	4	3	8	0	0	0	21	4.8	17:56
			ANA	12	0	3	3	-3	0	0	0	0	19	0.0	17:35
			STL	7	0	3	3	-2	0	0	0	0	5	0.0	13:02
			Total	42	1	9	10	-2	8	0	0	0	45	2.2	17:01
L	16	Di Giuseppe, Phillip	CAR	21	1	3	4	-2	8	0	0	0	27	3.7	9:54
			NSH	3	0	0	0	-1	0	0	0	0	4	0.0	11:41
			Total	24	1	3	4	-3	8	0	0	0	31	3.2	10:08
C	6	Donato, Ryan	BOS	34	6	3	9	-11	2	3	0	0	75	8.0	12:30
			MIN	22	4	12	16	-4	4	0	0	1	64	6.3	15:32
			Total	56	10	15	25	-15	6	3	0	1	139	7.2	13:41
C	95	Duchene, Matt	OTT	50	27	31	58	-2	6	5	0	1	126	21.4	19:14
			CBJ	23	4	8	12	-1	2	1	0	0	46	8.7	17:56
			Total	73	31	39	70	-3	8	6	0	1	172	18.0	18:50
L	10	Duclair, Anthony	CBJ	53	11	8	19	-3	12	4	0	2	92	12.0	12:18
			OTT	21	8	6	14	1	2	3	0	1	40	20.0	13:41
			Total	74	19	14	33	-2	14	7	0	3	132	14.4	12:42
C	19	Dzingel, Ryan	OTT	57	22	22	44	-13	29	4	0	4	133	16.5	17:45
			CBJ	21	4	8	12	4	0	1	0	1	26	15.4	14:16
			Total	78	26	30	56	-9	29	5	0	5	159	16.4	16:48
D	3	Fantenberg, Oscar	LAK	46	2	1	3	-2	10	0	0	0	54	3.7	16:03
			CGY	15	0	1	1	5	7	0	0	0	16	0.0	15:49
			Total	61	2	2	4	3	17	0	0	0	70	2.9	16:00
L	22	Fiala, Kevin	NSH	64	10	22	32	-11	26	1	0	1	131	7.6	15:02
			MIN	19	3	4	7	-12	10	1	0	1	43	7.0	17:38
			Total	83	13	26	39	-23	36	2	0	2	174	7.5	15:38
D	32	Folin, Christian	PHI	26	0	2	2	5	16	0	0	0	20	0.0	15:32
			MTL	19	0	4	4	1	11	0	0	0	27	0.0	15:49
			Total	45	0	6	6	6	27	0	0	0	47	0.0	15:39
C	89	Gagner, Sam	VAN	7	1	2	3	-3	4	1	0	0	17	5.9	18:07
			EDM	25	5	5	10	-3	10	0	0	1	51	9.8	13:35
			Total	32	6	7	13	-6	14	1	0	1	68	8.8	14:35
L	17	Gibbons, Brian	ANA	44	2	3	5	-8	16	0	0	0	29	6.9	10:19
			OTT	20	6	8	14	3	4	0	0	0	21	28.6	12:12
			Total	64	8	11	19	-5	20	0	0	0	50	16.0	10:55
C	64	Granlund, Mikael	MIN	63	15	34	49	-2	20	2	2	5	160	9.4	18:42
			NSH	16	1	4	5	-6	4	0	0	0	29	3.4	16:53
			Total	79	16	38	54	-8	24	2	2	5	189	8.5	18:20
C	38	Grant, Derek	PIT	25	2	3	5	3	6	0	0	0	26	7.7	9:01
			ANA	31	2	7	9	-9	8	0	0	1	48	4.2	13:49
			Total	56	4	10	14	-6	14	0	0	1	74	5.4	11:41
D	44	Gudbranson, Erik	VAN	57	2	6	8	-27	83	0	0	1	72	2.8	17:59
			PIT	19	0	2	2	7	4	0	0	0	22	0.0	18:57
			Total	76	2	8	10	-20	87	0	0	1	94	2.1	18:13
D	2	Guhle, Brendan	BUF	2	0	0	0	1	2	0	0	0	1	0.0	11:40
			ANA	6	0	1	1	-3	2	0	0	0	14	0.0	16:07
			Total	8	0	1	1	-2	4	0	0	0	15	0.0	15:00
L	62	Hagelin, Carl	PIT	16	1	2	3	2	12	0	0	0	28	3.6	15:26
			LAK	22	1	4	5	-2	8	0	0	1	36	2.8	14:01
			WSH	20	3	8	11	7	10	0	0	1	35	8.6	14:55
			Total	58	5	14	19	7	30	0	0	2	99	5.1	14:43
C	18	Haley, Micheal	FLA	24	1	2	3	-2	30	0	0	0	20	5.0	7:30
			SJS	19	1	2	3	0	45	0	0	0	14	7.1	8:49
			Total	43	2	4	6	-2	75	0	0	0	34	5.9	8:05
R	38	Hartman, Ryan	NSH	64	10	10	20	7	44	0	0	2	113	8.8	13:26
			PHI	19	2	4	6	-6	30	0	0	0	32	6.3	12:02
			Total	83	12	14	26	1	74	0	0	2	145	8.3	13:07
R	12	Hayes, Kevin	NYR	51	14	28	42	1	10	3	2	1	119	11.8	19:27
			WPG	20	5	7	12	-3	2	0	0	1	37	13.5	15:17
			Total	71	19	35	54	-2	12	3	2	2	156	12.2	18:16
C	15	Hendricks, Matt	MIN	22	0	2	2	-2	19	0	0	0	20	0.0	8:58
			WPG	4	0	1	1	0	0	0	0	0	3	0.0	8:03
			Total	26	0	3	3	-2	19	0	0	0	23	0.0	8:50
D	77	Hunt, Brad	VGK	13	2	5	7	3	2	1	0	1	28	7.1	15:09
			MIN	29	3	2	5	-5	6	3	0	0	47	6.4	14:46
			Total	42	5	7	12	-2	8	4	0	1	75	6.7	14:53
D	3	Jensen, Nick	DET	60	2	13	15	1	17	0	0	0	66	3.0	20:48
			WSH	20	0	5	5	3	4	0	0	0	28	0.0	16:59
			Total	80	2	18	20	4	21	0	0	0	94	2.1	19:51
L	90	Johansson, Marcus	NJD	48	12	15	27	-15	8	2	0	1	103	11.7	16:26
			BOS	10	1	2	3	-1	0	0	0	0	12	8.3	13:24
			Total	58	13	17	30	-16	8	2	0	1	115	11.3	15:55
D	68	Koekkoek, Slater	TBL	9	1	0	1	0	4	0	0	0	15	6.7	14:20
			CHI	22	1	4	5	4	10	0	0	0	21	4.8	16:26
			Total	31	2	4	6	4	14	0	0	0	36	5.6	15:49
L	14	Leipsic, Brendan	VAN	17	2	3	5	-10	2	0	0	1	36	5.6	12:49
			LAK	45	5	13	18	-4	22	1	0	0	56	8.9	14:08
			Total	62	7	16	23	-14	24	1	0	1	92	7.6	13:47
L	17	Leivo, Josh	TOR	27	4	2	6	1	7	2	0	2	38	10.5	10:32
			VAN	49	10	8	18	4	25	1	0	0	113	8.8	15:57
			Total	76	14	10	24	5	32	3	0	2	151	9.3	14:01

L	48	Lemieux, Brendan	WPG	44	9	2	11	10	64	0	0	1	37	24.3	7:24
			NYR	19	3	3	6	-4	44	0	0	0	30	10.0	12:49
			Total	63	12	5	17	6	108	0	0	1	67	17.9	9:02
L	24	Lindberg, Oscar	VGK	35	4	8	12	3	24	0	0	0	66	6.1	12:03
			OTT	20	5	3	8	1	4	0	0	0	25	20.0	13:12
			Total	55	9	11	20	4	28	0	0	0	91	9.9	12:28
C	22	Lindholm, Par	TOR	61	1	11	12	5	18	0	0	0	60	1.7	11:26
			WPG	4	0	1	1	0	0	0	0	0	5	0.0	9:47
			Total	65	1	12	13	5	18	0	0	0	65	1.5	11:20
D	21	Lovejoy, Ben	NJD	51	2	5	7	1	33	0	0	0	70	2.9	17:34
			DAL	20	0	2	2	-2	4	0	0	0	25	0.0	15:49
			Total	71	2	7	9	-1	37	0	0	0	95	2.1	17:05
D	26	Manning, Brandon	CHI	27	1	2	3	-14	21	0	0	0	23	4.3	15:28
			EDM	12	1	0	1	-1	4	0	0	0	10	10.0	13:25
			Total	39	2	2	4	-15	25	0	0	0	33	6.1	14:50
C	19	McCann, Jared	FLA	46	8	10	18	-9	18	1	1	1	78	10.3	14:04
			PIT	32	11	6	17	8	13	0	3	1	72	15.3	15:10
			Total	78	19	16	35	-1	31	1	4	2	150	12.7	14:31
L	55	McLeod, Cody	NYR	31	1	0	1	-10	60	0	0	0	21	4.8	6:48
			NSH	7	0	0	0	-3	7	0	0	0	1	0.0	5:01
			Total	38	1	0	1	-13	67	0	0	0	22	4.5	6:29
D	54	McQuaid, Adam	NYR	36	2	3	5	3	33	0	0	0	19	10.5	17:28
			CBJ	14	1	1	2	-1	9	0	0	1	9	11.1	11:24
			Total	50	3	4	7	2	42	0	0	1	28	10.7	15:46
D	62	Montour, Brandon	ANA	62	5	20	25	-16	40	0	0	2	126	4.0	22:40
			BUF	20	3	7	10	-4	16	1	0	0	55	5.5	21:46
			Total	82	8	27	35	-20	56	1	0	2	181	4.4	22:26
D	32	Murphy, Ryan	MIN	2	0	0	0	1	0	0	0	0	1	0.0	9:36
			NJD	1	0	1	1	0	0	0	0	0	0	0.0	14:17
			Total	3	0	1	1	1	0	0	0	0	1	0.0	11:10
D	8	Muzzin, Jake	LAK	50	4	17	21	10	33	0	0	0	78	5.1	21:31
			TOR	30	5	11	16	11	14	1	0	1	63	7.9	21:01
			Total	80	9	28	37	21	47	1	0	1	141	6.4	21:20
R	21	Niederreiter, Nino	MIN	46	9	14	23	-11	10	3	0	2	81	11.1	14:36
			CAR	36	14	16	30	7	20	3	0	1	103	13.6	18:17
			Total	82	23	30	53	-4	30	6	0	3	184	12.5	16:13
C	14	Nyquist, Gustav	DET	62	16	33	49	0	8	1	0	2	163	9.8	18:07
			SJS	19	6	5	11	1	4	1	0	1	41	14.6	15:33
			Total	81	22	38	60	1	12	2	0	3	204	10.8	17:31
D	2	Oleksiak, Jamie	PIT	36	4	7	11	5	37	0	0	0	35	11.4	15:52
			DAL	21	0	1	1	0	8	0	0	0	20	0.0	12:46
			Total	57	4	8	12	5	45	0	0	0	55	7.3	14:43
L	70	Pearson, Tanner	LAK	17	0	1	1	-9	8	0	0	0	24	0.0	13:30
			PIT	44	9	5	14	-6	13	1	0	0	81	11.1	13:13
			VAN	19	9	3	12	0	4	2	0	1	42	21.4	16:27
			Total	80	18	9	27	-15	25	3	0	1	147	12.2	14:03
L	11	Perlini, Brendan	ARI	22	2	4	6	-5	8	2	0	0	40	5.0	13:41
			CHI	46	12	3	15	-12	20	0	0	0	77	15.6	10:36
			Total	68	14	7	21	-17	28	2	0	0	117	12.0	11:36
C	19	Petan, Nic	WPG	13	0	2	2	-2	2	0	0	0	10	0.0	7:13
			TOR	5	1	0	1	-3	0	0	0	1	5	20.0	8:42
			Total	18	1	2	3	-5	2	0	0	1	15	6.7	7:38
D	15	Petrovic, Alexander	FLA	26	0	1	1	-8	24	0	0	0	40	0.0	17:23
			EDM	9	0	1	1	-7	2	0	0	0	7	0.0	14:01
			Total	35	0	2	2	-15	26	0	0	0	47	0.0	16:31
D	28	Pettersson, Marcus	ANA	27	0	6	6	4	17	0	0	0	15	0.0	14:01
			PIT	57	2	17	19	13	49	1	0	0	72	2.8	17:56
			Total	84	2	23	25	17	66	1	0	0	87	2.3	16:40
C	49	Rask, Victor	CAR	26	1	5	6	-3	4	0	0	0	25	4.0	12:01
			MIN	23	2	1	3	-1	4	0	0	0	30	6.7	12:11
			Total	49	3	6	9	-4	8	0	0	0	55	5.5	12:06
D	44	Rutta, Jan	CHI	23	2	4	6	0	12	0	0	0	22	9.1	16:17
			TBL	14	0	2	2	4	4	0	0	0	20	0.0	14:26
			Total	37	2	6	8	4	16	0	0	0	42	4.8	15:35
D	2	Schenn, Luke	ANA	8	0	0	0	-6	7	0	0	0	7	0.0	11:58
			VAN	18	0	2	2	-4	9	0	0	0	23	0.0	14:45
			Total	26	0	2	2	-10	16	0	0	0	30	0.0	13:54
C	8	Schmaltz, Nick	CHI	23	2	9	11	-4	6	1	0	0	33	6.1	17:41
			ARI	17	5	9	14	-8	2	4	0	2	29	17.2	18:01
			Total	40	7	18	25	-12	8	5	0	2	62	11.3	17:49
C	15	Sheahan, Riley	PIT	49	7	2	9	-7	13	0	1	2	60	11.7	12:39
			FLA	33	2	8	10	-2	4	0	0	0	50	4.0	14:39
			Total	82	9	10	19	-9	17	0	1	2	110	8.2	13:27
C	29	Shore, Devin	DAL	42	5	12	17	0	7	0	1	3	44	11.4	13:17
			ANA	34	5	7	12	-12	6	2	1	1	38	13.2	15:27
			Total	76	10	19	29	-12	13	2	2	4	82	12.2	14:15
R	17	Simmonds, Wayne	PHI	62	16	11	27	-20	90	5	0	2	136	11.8	16:32
			NSH	17	1	2	3	4	9	0	0	0	21	4.8	12:27
			Total	79	17	13	30	-16	99	5	0	2	157	10.8	15:39

C	28	Smith, Gemel	DAL	14	2	1	3	-1	0	0	0	0	11	18.2	8:01
			BOS	3	0	0	0	-3	0	0	0	0	3	0.0	9:59
			Total	17	2	1	3	-4	0	0	0	0	14	14.3	8:22
C	15	Spooner, Ryan	NYR	16	1	1	2	-5	0	0	0	0	24	4.2	12:40
			EDM	25	2	1	3	-6	2	0	0	1	25	8.0	9:40
			VAN	11	0	4	4	-1	0	0	0	0	18	0.0	13:36
			Total	52	3	6	9	-12	2	0	0	1	67	4.5	11:25
R	11	Sprong, Daniel	PIT	16	0	4	4	-7	0	0	0	0	16	0.0	8:33
			ANA	47	14	5	19	-9	10	2	0	3	109	12.8	13:06
			Total	63	14	9	23	-16	10	2	0	3	125	11.2	11:57
R	61	Stone, Mark	OTT	59	28	34	62	13	22	5	1	4	145	19.3	20:34
			VGK	18	5	6	11	4	5	1	0	0	54	9.3	17:39
			Total	77	33	40	73	17	27	6	1	4	199	16.6	19:53
C	16	Strome, Ryan	EDM	18	1	1	2	-1	14	0	0	0	30	3.3	14:24
			NYR	63	18	15	33	-2	50	4	0	2	80	22.5	15:54
			Total	81	19	16	35	-3	64	4	0	2	110	17.3	15:34
C	17	Strome, Dylan	ARI	20	3	3	6	-10	6	3	0	1	40	7.5	13:31
			CHI	58	17	34	51	2	14	3	0	2	105	16.2	17:03
			Total	78	20	37	57	-8	20	6	0	3	145	13.8	16:09
C	21	Thompson, Nate	LAK	53	4	2	6	3	17	0	0	0	35	11.4	12:55
			MTL	25	1	6	7	-4	0	0	0	0	36	2.8	13:10
			Total	78	5	8	13	-1	17	0	0	0	71	7.0	13:00
C	43	Weal, Jordan	PHI	28	3	6	9	-5	16	0	0	0	33	9.1	13:56
			ARI	19	1	1	2	-3	0	1	0	0	12	8.3	10:56
			MTL	16	4	6	10	0	2	1	0	1	30	13.3	15:36
			Total	63	8	13	21	-8	18	2	0	1	75	10.7	13:27
R	22	Weise, Dale	PHI	42	5	6	11	-6	15	0	1	1	53	9.4	12:08
			MTL	9	0	0	0	-2	4	0	0	0	5	0.0	10:04
			Total	51	5	6	11	-8	19	0	1	1	58	8.6	11:46
D	6	Wideman, Chris	OTT	19	2	3	5	-9	12	0	0	1	19	10.5	13:32
			EDM	5	0	2	2	-2	4	0	0	0	6	0.0	11:26
			FLA	1	0	0	0	-1	2	0	0	0	2	0.0	11:53
			Total	25	2	5	7	-12	18	0	0	1	27	7.4	13:03
C	36	Zuccarello, Mats	NYR	46	11	26	37	-11	24	3	0	1	99	11.1	20:01
			DAL	2	1	2	3	3	0	0	0	0	5	20.0	15:59
			Total	48	12	28	40	-8	24	3	0	1	104	11.5	19:51
L	7	Zykov, Valentin	CAR	13	0	3	3	-1	0	0	0	0	13	0.0	9:45
			EDM	5	0	0	0	-1	2	0	0	0	0	0.0	7:08
			VGK	10	2	0	2	-3	0	0	0	0	16	12.5	11:37
			Total	28	2	3	5	-5	2	0	0	0	29	6.9	9:57

Goaltenders

Sw #	Goalie	Team	GPI	GAA	W	L	OT	SO	GA	SA	SV %	PIM	G	A	Min
30	Hutchinson, Michael	FLA	4	4.18	1	1	2	0	14	87	.839	0	0	0	201:14
		TOR	5	2.64	2	3	0	1	13	152	.914	0	0	0	294:56
		Total	9	3.27	3	4	2	1	27	239	.887	0	0	0	496:10
1	Johnson, Chad	STL	10	3.54	2	6	0	1	29	250	.884	0	0	0	490:47
		ANA	9	3.75	0	5	0	0	20	156	.872	0	0	0	319:42
		Total	19	3.63	2	11	0	1	49	406	.879	0	0	0	810:29
56	McKenna, Mike	OTT	10	3.96	1	4	1	0	30	292	.897	0	0	0	454:23
		PHI	1	4.21	0	1	0	0	4	24	.833	0	0	0	56:52
		Total	11	3.99	1	5	1	0	34	316	.892	0	0	0	511:15
31	Nilsson, Anders	VAN	12	3.09	3	8	1	0	37	353	.895	0	0	0	717:56
		OTT	24	2.90	11	11	0	2	64	745	.914	0	0	1	1,321:52
		Total	36	2.97	14	19	1	2	101	1098	.908	0	0	1	2,039:48
30	Pickard, Calvin	PHI	11	4.01	4	2	2	1	31	227	.863	2	0	0	464:10
		ARI	6	3.60	0	4	0	0	17	157	.892	0	0	0	282:38
		Total	17	3.86	4	6	2	1	48	384	.875	2	0	0	746:48
32	Stolarz, Anthony	PHI	12	3.33	4	3	3	1	35	358	.902	0	0	0	629:44
		EDM	6	3.77	0	2	0	0	15	145	.897	0	0	0	238:41
		Total	18	3.45	4	5	3	1	50	503	.901	0	0	0	868:25
33	Talbot, Cam	EDM	31	3.36	10	15	3	1	95	888	.893	0	0	1	1,694:34
		PHI	4	3.70	1	2	0	0	13	109	.881	0	0	0	210:42
		Total	35	3.40	11	17	3	1	108	997	.892	0	0	1	1,905:16

2018-2019 PENALTIES BY TEAM

Rank	Team	GP	Total	PIM	Bench	Bench PIM	PIM/GP
1	TORONTO	82	228	503	11	22	6.1
2	COLUMBUS	82	233	512	7	14	6.2
3	BUFFALO	82	255	570	4	8	7.0
4	ARIZONA	82	269	579	6	12	7.1
5	VEGAS	82	263	583	5	10	7.1
6	CHICAGO	82	257	600	10	20	7.3
7	CAROLINA	82	288	618	7	14	7.5
8	ST. LOUIS	82	278	623	14	28	7.6
9	DALLAS	82	286	631	8	16	7.7
10	NY ISLANDERS	82	272	644	7	14	7.9
11	DETROIT	82	287	649	12	24	7.9
12	MINNESOTA	82	291	656	15	30	8.0
13	LOS ANGELES	82	277	663	8	16	8.1
14	PITTSBURGH	82	277	675	7	14	8.2
15	MONTREAL	82	293	682	10	20	8.3
16	NASHVILLE	82	301	686	15	30	8.4
17	FLORIDA	82	282	688	6	12	8.4
18	OTTAWA	82	278	693	3	6	8.5
19	CALGARY	82	296	695	9	18	8.5
20	VANCOUVER	82	294	721	3	6	8.8
21	WASHINGTON	82	313	730	10	20	8.9
22	PHILADELPHIA	82	304	731	8	16	8.9
23	ANAHEIM	82	320	736	9	18	9.0
24	NEW JERSEY	82	317	745	11	22	9.1
25	SAN JOSE	82	297	749	13	26	9.1
26	EDMONTON	82	308	754	9	18	9.2
27	WINNIPEG	82	308	759	7	14	9.3
28	COLORADO	82	325	772	15	30	9.4
29	TAMPA BAY	82	332	779	8	16	9.5
30	BOSTON	82	320	797	7	14	9.7
31	NY RANGERS	82	339	854	15	30	10.4

PIM excludes Bench Minors.

2018-2019 OVERTIME RECORDS BY TEAM / OVERTIME GOAL SCORERS

Overtime Records

Total						Home						Road					
Rank	Team	GP	W	L	SO	Team	GP	W	L	SO	Team	GP	W	L	SO		
1	TBL	17	13	3	1	BOS	10	7	2	1	TBL	11	9	2	0		
2	VAN	24	13	5	6	BUF	12	7	5	0	CBJ	9	7	2	0		
3	BUF	22	12	7	3	NYI	10	6	1	3	ARI	11	7	2	2		
4	DET	22	12	5	5	PHI	10	6	3	1	LAK	13	7	3	3		
5	CHI	24	12	11	1	DET	11	6	2	3	VAN	13	7	2	4		
6	NYI	18	11	2	5	VAN	11	6	3	2	CHI	10	6	4	0		
7	BOS	20	11	6	3	ANA	14	6	6	2	DET	11	6	3	2		
8	EDM	20	11	6	3	CHI	14	6	7	1	EDM	11	6	4	1		
9	CBJ	14	10	3	1	NSH	7	5	1	1	NYR	11	6	4	1		
10	FLA	24	10	7	7	STL	7	5	1	1	WPG	6	5	1	0		
11	WPG	14	9	4	1	EDM	9	5	2	2	VGK	7	5	2	0		
12	NSH	15	9	4	2	FLA	13	5	6	2	WSH	7	5	2	0		
13	ARI	17	9	5	3	TBL	6	4	1	1	NJD	8	5	1	2		
14	PHI	17	9	7	1	CAR	8	4	2	2	NYI	8	5	1	2		
15	WSH	17	9	7	1	WPG	8	4	3	1	DAL	9	5	3	1		
16	LAK	18	9	5	4	SJS	9	4	3	2	BUF	10	5	2	3		
17	STL	18	9	6	3	COL	10	4	6	0	FLA	11	5	1	5		
18	NYR	23	9	9	5	WSH	10	4	5	1	MTL	8	4	4	0		
19	SJS	17	8	6	3	MIN	11	4	5	2	NSH	8	4	3	1		
20	ANA	18	8	7	3	CBJ	5	3	1	1	SJS	8	4	3	1		
21	CAR	14	7	5	2	MTL	7	3	4	0	BOS	10	4	4	2		
22	DAL	14	7	5	2	OTT	7	3	4	0	TOR	10	4	4	2		
23	VGK	14	7	5	2	PIT	7	3	4	0	STL	11	4	5	2		
24	MTL	15	7	8	0	NYR	12	3	5	4	PIT	12	4	5	3		
25	NJD	17	7	6	4	TOR	4	2	2	0	CGY	5	3	0	2		
26	PIT	19	7	9	3	DAL	5	2	2	1	OTT	5	3	1	1		
27	OTT	12	6	5	1	LAK	5	2	2	1	CAR	6	3	3	0		
28	TOR	14	6	6	2	ARI	6	2	3	1	PHI	7	3	4	0		
29	CGY	12	5	3	4	CGY	7	2	3	2	ANA	4	2	1	1		
30	COL	19	5	12	2	VGK	7	2	3	2	COL	9	1	6	2		
31	MIN	13	4	5	4	NJD	9	2	5	2	MIN	2	0	0	2		

Overtime Goal Scorers

Game	Date	Scored By	Period	Time of Goal	Winning Team	Final Score
1264	06 Apr '19	Ryan Strome	4	02:09	NY RANGERS	NYR 4 @ PIT 3
1262	06 Apr '19	Travis Zajac	4	00:56	NEW JERSEY	NJD 4 @ FLA 3
1251	04 Apr '19	Erik Johnson	4	01:49	COLORADO	WPG 2 @ COL 3
1226	01 Apr '19	Kevin Hayes	4	03:38	WINNIPEG	WPG 4 @ CHI 3
1214	30 Mar '19	Drew Doughty	4	04:48	LOS ANGELES	CHI 2 @ LAK 3
1207	30 Mar '19	Vince Dunn	4	04:57	ST. LOUIS	STL 3 @ NJD 2
1211	30 Mar '19	Brent Burns	4	00:22	SAN JOSE	VGK 3 @ SJS 4
1189	28 Mar '19	Tyler Bertuzzi	4	02:18	DETROIT	DET 5 @ BUF 4
1167	24 Mar '19	Duncan Keith	4	01:23	CHICAGO	COL 1 @ CHI 2
1166	24 Mar '19	* Andrei Svechnikov	4	03:15	CAROLINA	MTL 1 @ CAR 2
1162	23 Mar '19	Anthony Mantha	4	00:19	DETROIT	DET 3 @ VGK 2
1154	23 Mar '19	Ryan Strome	4	01:48	NY RANGERS	NYR 2 @ TOR 1
1153	23 Mar '19	* Brady Tkachuk	4	02:09	OTTAWA	OTT 4 @ EDM 3
1149	22 Mar '19	Jakob Silfverberg	4	00:38	ANAHEIM	SJS 3 @ ANA 4
1133	20 Mar '19	Victor Hedman	4	03:01	TAMPA BAY	TBL 5 @ WSH 4
1119	18 Mar '19	Bo Horvat	4	00:16	VANCOUVER	VAN 3 @ CHI 2
1115	17 Mar '19	Sean Couturier	4	04:56	PHILADELPHIA	PHI 2 @ PIT 1
1113	17 Mar '19	Brock Nelson	4	01:04	NY ISLANDERS	NYI 3 @ MIN 2
1109	16 Mar '19	Connor McDavid	4	00:58	EDMONTON	EDM 3 @ ARI 2
1102	16 Mar '19	Brad Marchand	4	03:30	BOSTON	CBJ 1 @ BOS 2
1071	11 Mar '19	Leon Draisaitl	4	00:35	EDMONTON	NYR 2 @ EDM 3
1049	09 Mar '19	Kevin Labanc	4	03:21	SAN JOSE	STL 2 @ SJS 3
1030	06 Mar '19	Alexander Edler	4	03:11	VANCOUVER	TOR 2 @ VAN 3
1026	05 Mar '19	Nathan MacKinnon	4	02:29	COLORADO	DET 3 @ COL 4
1022	05 Mar '19	Jake Guentzel	4	02:44	PITTSBURGH	FLA 2 @ PIT 3
1019	05 Mar '19	David Krejci	4	01:46	BOSTON	CAR 3 @ BOS 4
1005	02 Mar '19	Sebastian Aho	4	01:46	CAROLINA	CAR 4 @ FLA 3
991	01 Mar '19	Conor Sheary	4	04:11	BUFFALO	PIT 3 @ BUF 4
990	28 Feb '19	* Roope Hintz	4	03:19	DALLAS	DAL 4 @ LAK 3
986	28 Feb '19	Seth Jones	4	04:27	COLUMBUS	PHI 3 @ CBJ 4
981	27 Feb '19	Victor Hedman	4	03:25	TAMPA BAY	TBL 4 @ NYR 3
966	25 Feb '19	Aaron Ekblad	4	00:26	FLORIDA	FLA 4 @ COL 3
960	24 Feb '19	* Ryan Donato	4	02:29	MINNESOTA	STL 1 @ MIN 2
956	24 Feb '19	Evgeny Kuznetsov	4	04:20	WASHINGTON	NYR 5 @ WSH 6
953	23 Feb '19	Claude Giroux	4	01:59	PHILADELPHIA	PIT 3 @ PHI 4
939	21 Feb '19	Alex Galchenyuk	4	01:54	ARIZONA	ARI 3 @ VAN 2
938	21 Feb '19	Connor McDavid	4	01:22	EDMONTON	NYI 3 @ EDM 4
925	20 Feb '19	Patrick Kane	4	02:42	CHICAGO	CHI 5 @ DET 4
921	19 Feb '19	Ryan O'Reilly	4	00:34	ST. LOUIS	TOR 2 @ STL 3
915	18 Feb '19	Charlie McAvoy	4	03:59	BOSTON	BOS 6 @ SJS 5
897	16 Feb '19	Ryan Dzingel	4	03:44	OTTAWA	OTT 4 @ WPG 3
892	16 Feb '19	Travis Konecny	4	01:27	PHILADELPHIA	DET 5 @ PHI 6
890	15 Feb '19	Nico Hischier	4	03:19	NEW JERSEY	NJD 5 @ MIN 4
853	10 Feb '19	Brad Marchand	4	04:03	BOSTON	COL 1 @ BOS 2
852	10 Feb '19	Vladimir Tarasenko	4	00:16	ST. LOUIS	STL 5 @ NSH 4
848	09 Feb '19	Mike Hoffman	4	01:31	FLORIDA	FLA 5 @ WSH 4
846	09 Feb '19	John Tavares	4	02:17	TORONTO	TOR 4 @ MTL 3
841	09 Feb '19	Ryan Pulock	4	02:23	NY ISLANDERS	COL 3 @ NYI 4
838	09 Feb '19	Patrice Bergeron	4	02:34	BOSTON	LAK 4 @ BOS 5
834	07 Feb '19	Jonathan Toews	4	03:21	CHICAGO	VAN 3 @ CHI 4
831	07 Feb '19	Brayden Schenn	4	04:01	ST. LOUIS	STL 1 @ TBL 0
832	07 Feb '19	Ryan Johansen	4	00:43	NASHVILLE	DAL 2 @ NSH 3
827	07 Feb '19	Evgeny Kuznetsov	4	04:12	WASHINGTON	COL 3 @ WSH 4
824	07 Feb '19	Mike Matheson	4	04:14	FLORIDA	PIT 2 @ FLA 3
823	07 Feb '19	Teuvo Teravainen	4	03:25	CAROLINA	CAR 6 @ BUF 5
818	05 Feb '19	Joe Pavelski	4	02:49	SAN JOSE	SJS 3 @ WPG 2
806	04 Feb '19	Tyler Toffoli	4	00:25	LOS ANGELES	LAK 4 @ NYR 3
803	03 Feb '19	Jonathan Drouin	4	00:58	MONTREAL	EDM 3 @ MTL 4
801	02 Feb '19	Brent Burns	4	03:14	SAN JOSE	ARI 2 @ SJS 3
799	02 Feb '19	Erik Gustafsson	4	01:19	CHICAGO	CHI 4 @ MIN 3
790	02 Feb '19	Nico Hischier	4	01:56	NEW JERSEY	NJD 3 @ MTL 2
789	02 Feb '19	Nolan Patrick	4	02:01	PHILADELPHIA	EDM 4 @ PHI 5
786	01 Feb '19	Danny DeKeyser	4	02:40	DETROIT	TOR 2 @ DET 3
778	31 Jan '19	Travis Sanheim	4	02:56	PHILADELPHIA	PHI 3 @ BOS 2
763	22 Jan '19	Mikael Backlund	4	00:15	CALGARY	CAR 2 @ CGY 3
760	22 Jan '19	Tomas Hertl	4	01:48	SAN JOSE	SJS 7 @ WSH 6
738	18 Jan '19	Phil Kessel	4	04:10	PITTSBURGH	PIT 3 @ ARI 2
723	16 Jan '19	Jack Eichel	4	01:10	BUFFALO	BUF 4 @ CGY 3
711	15 Jan '19	Valtteri Filppula	4	01:37	NY ISLANDERS	STL 1 @ NYI 2
705	14 Jan '19	Jeff Petry	4	00:15	MONTREAL	MTL 3 @ BOS 2
701	13 Jan '19	Bryan Little	4	04:49	WINNIPEG	ANA 3 @ WPG 4
694	12 Jan '19	Shea Theodore	4	01:19	VEGAS	VGK 4 @ CHI 3
692	12 Jan '19	Artemi Panarin	4	03:30	COLUMBUS	CBJ 2 @ WSH 1
680	10 Jan '19	Richard Panik	4	04:10	ARIZONA	ARI 4 @ VAN 3
675	10 Jan '19	Artemi Panarin	4	01:22	COLUMBUS	NSH 3 @ CBJ 4
670	09 Jan '19	* Colin White	4	01:34	OTTAWA	OTT 2 @ ANA 1
668	09 Jan '19	Filip Forsberg	4	01:00	NASHVILLE	NSH 4 @ CHI 3

641	05 Jan '19	Seth Jones	4	00:18	COLUMBUS	CBJ 4 @ FLA 3
636	05 Jan '19	T.J. Brodie	4	01:59	CALGARY	CGY 3 @ PHI 2
630	04 Jan '19	Dylan Larkin	4	04:34	DETROIT	NSH 3 @ DET 4
632	04 Jan '19	Tyler Seguin	4	03:37	DALLAS	WSH 1 @ DAL 2
624	03 Jan '19	* Devon Toews	4	01:48	NY ISLANDERS	CHI 2 @ NYI 3
615	02 Jan '19	* Elias Pettersson	4	01:38	VANCOUVER	VAN 4 @ OTT 3
608	31 Dec '18	Jeff Petry	4	00:14	MONTREAL	MTL 3 @ DAL 2
607	31 Dec '18	Dustin Brown	4	00:54	LOS ANGELES	LAK 3 @ COL 2
611	31 Dec '18	Brayden Point	4	00:35	TAMPA BAY	TBL 2 @ ANA 1
596	29 Dec '18	Alexander Edler	4	03:06	VANCOUVER	VAN 3 @ CGY 2
597	29 Dec '18	Nick Schmaltz	4	00:33	ARIZONA	ARI 5 @ ANA 4
595	29 Dec '18	Patrick Kane	4	00:41	CHICAGO	CHI 3 @ COL 2
587	29 Dec '18	Sean Kuraly	4	03:44	BOSTON	BOS 3 @ BUF 2
571	27 Dec '18	Alex Killorn	4	00:18	TAMPA BAY	PHI 5 @ TBL 6
568	27 Dec '18	Pierre-Luc Dubois	4	00:31	COLUMBUS	CBJ 4 @ NYR 3
563	23 Dec '18	Kasperii Kapanen	4	01:53	TORONTO	DET 4 @ TOR 5
565	23 Dec '18	Tyler Toffoli	4	01:40	LOS ANGELES	LAK 4 @ VGK 3
556	22 Dec '18	Alexander Radulov	4	04:50	DALLAS	DAL 2 @ MIN 1
550	22 Dec '18	Ilya Kovalchuk	4	02:29	LOS ANGELES	LAK 3 @ SJS 2
549	22 Dec '18	Paul Byron	4	01:59	MONTREAL	MTL 4 @ VGK 3
515	17 Dec '18	Thomas Chabot	4	00:21	OTTAWA	NSH 3 @ OTT 4
510	16 Dec '18	Mark Scheifele	4	04:18	WINNIPEG	TBL 4 @ WPG 5
505	16 Dec '18	Alex Tuch	4	02:11	VEGAS	VGK 4 @ NYR 3
501	15 Dec '18	Daniel Sprong	4	01:19	ANAHEIM	ANA 2 @ CBJ 1
499	15 Dec '18	Phil Kessel	4	03:59	PITTSBURGH	LAK 3 @ PIT 4
497	15 Dec '18	Aleksander Barkov	4	03:24	FLORIDA	TOR 3 @ FLA 4
493	14 Dec '18	Mark Scheifele	4	00:50	WINNIPEG	WPG 4 @ CHI 3
492	14 Dec '18	Ryan O'Reilly	4	02:05	ST. LOUIS	COL 3 @ STL 4
488	14 Dec '18	Derek Stepan	4	04:28	ARIZONA	ARI 4 @ NYR 3
487	14 Dec '18	Nico Hischier	4	00:41	NEW JERSEY	VGK 4 @ NJD 5
485	13 Dec '18	Josh Morrissey	4	00:41	WINNIPEG	EDM 4 @ WPG 5
483	13 Dec '18	Colton Sissons	4	03:05	NASHVILLE	VAN 3 @ NSH 4
477	12 Dec '18	Johnny Gaudreau	4	00:35	CALGARY	PHI 5 @ CGY 6
466	11 Dec '18	Jeff Skinner	4	01:49	BUFFALO	LAK 3 @ BUF 4
456	09 Dec '18	Torey Krug	4	03:07	BOSTON	BOS 2 @ OTT 1
447	08 Dec '18	Ryan Dzingel	4	01:20	OTTAWA	PIT 1 @ OTT 2
431	06 Dec '18	Seth Jones	4	00:10	COLUMBUS	CBJ 4 @ PHI 3
429	06 Dec '18	Dylan Larkin	4	02:48	DETROIT	DET 5 @ TOR 4
416	04 Dec '18	Auston Matthews	4	04:57	TORONTO	TOR 4 @ BUF 3
400	01 Dec '18	Mark Scheifele	4	04:43	WINNIPEG	WPG 4 @ NJD 3
399	01 Dec '18	Brayden Point	4	03:12	TAMPA BAY	TBL 5 @ FLA 4
392	30 Nov '18	Ryan Getzlaf	4	01:15	ANAHEIM	ANA 2 @ CAR 1
393	30 Nov '18	Colton Parayko	4	01:34	ST. LOUIS	STL 3 @ COL 2
390	30 Nov '18	Aleksander Barkov	4	02:26	FLORIDA	BUF 2 @ FLA 3
380	28 Nov '18	Tyler Seguin	4	00:24	DALLAS	DAL 4 @ CGY 3
376	27 Nov '18	Dustin Brown	4	00:53	LOS ANGELES	LAK 2 @ VAN 1
375	27 Nov '18	Oscar Kiefhohn	4	02:42	EDMONTON	DAL 0 @ EDM 1
367	27 Nov '18	Jeff Skinner	4	01:41	BUFFALO	SJS 2 @ BUF 3
363	26 Nov '18	Mike Hoffman	4	01:28	FLORIDA	NJD 3 @ FLA 4
351	24 Nov '18	Erik Gustafsson	4	02:32	CHICAGO	CHI 5 @ FLA 4
340	23 Nov '18	Joakim Nordstrom	4	01:57	BOSTON	PIT 1 @ BOS 2
334	23 Nov '18	Mathew Barzal	4	03:40	NY ISLANDERS	NYI 4 @ NJD 3
333	23 Nov '18	Jeff Skinner	4	03:06	BUFFALO	MTL 2 @ BUF 3
337	23 Nov '18	Rickard Rakell	4	00:14	ANAHEIM	EDM 1 @ ANA 2
324	21 Nov '18	Andreas Athanasiou	4	00:49	DETROIT	BOS 2 @ DET 3
328	21 Nov '18	Max Pacioretty	4	03:36	VEGAS	VGK 3 @ ARI 2
317	20 Nov '18	Leon Draisaitl	4	00:51	EDMONTON	EDM 4 @ SJS 3
311	19 Nov '18	Lars Eller	4	03:34	WASHINGTON	WSH 5 @ MTL 4
310	19 Nov '18	Jack Eichel	4	00:45	BUFFALO	BUF 5 @ PIT 4
307	18 Nov '18	Mikko Rantanen	4	04:58	COLORADO	COL 4 @ ANA 3
293	17 Nov '18	* Anthony Cirelli	4	01:47	TAMPA BAY	TBL 6 @ PHI 5
292	17 Nov '18	Dylan Larkin	4	04:09	DETROIT	DET 3 @ NJD 2
291	16 Nov '18	Morgan Rielly	4	03:17	TORONTO	TOR 2 @ ANA 1
289	16 Nov '18	Nicklas Backstrom	4	00:22	WASHINGTON	WSH 3 @ COL 2
286	16 Nov '18	Jason Dickinson	4	01:34	DALLAS	BOS 0 @ DAL 1
261	12 Nov '18	Sebastian Aho	4	01:16	CAROLINA	CHI 2 @ CAR 3
244	10 Nov '18	Mattias Ekholm	4	02:27	NASHVILLE	NSH 5 @ DAL 4
238	09 Nov '18	Dylan Larkin	4	04:54	DETROIT	NYR 2 @ DET 3
230	08 Nov '18	Rasmus Ristolainen	4	01:38	BUFFALO	BUF 6 @ MTL 5
229	08 Nov '18	Shayne Gostisbehere	4	01:01	PHILADELPHIA	ARI 4 @ PHI 5
210	05 Nov '18	Brad Marchand	4	04:29	BOSTON	DAL 1 @ BOS 2
207	04 Nov '18	Yanni Gourde	4	00:14	TAMPA BAY	TBL 4 @ OTT 3
209	04 Nov '18	Cam Fowler	4	00:36	ANAHEIM	CBJ 2 @ ANA 3
206	03 Nov '18	Timo Meier	4	00:13	SAN JOSE	PHI 3 @ SJS 4
200	03 Nov '18	Jason Dickinson	4	03:17	DALLAS	DAL 4 @ WSH 3
194	02 Nov '18	Michael Grabner	4	01:17	ARIZONA	CAR 3 @ ARI 4
193	02 Nov '18	Derrick Pouliot	4	04:38	VANCOUVER	COL 6 @ VAN 7
167	30 Oct '18	Johnny Gaudreau	4	02:40	CALGARY	CGY 2 @ BUF 1
164	28 Oct '18	Timo Meier	4	02:12	SAN JOSE	SJS 4 @ ANA 3
163	28 Oct '18	Jonathan Marchessault	4	02:24	VEGAS	OTT 3 @ VGK 4

162	28 Oct '18	Connor McDavid	4	00:53	EDMONTON	EDM 2 @ CHI 1
154	27 Oct '18	Artemi Panarin	4	00:31	COLUMBUS	BUF 4 @ CBJ 5
136	25 Oct '18	Kyle Turris	4	03:35	NASHVILLE	NSH 4 @ NJD 3
130	24 Oct '18	Mike Hoffman	4	00:33	FLORIDA	FLA 3 @ NYI 2
129	23 Oct '18	Sidney Crosby	4	02:12	PITTSBURGH	PIT 6 @ EDM 5
120	22 Oct '18	Jacob Trouba	4	02:54	WINNIPEG	STL 4 @ WPG 5
112	20 Oct '18	Bo Horvat	4	03:12	VANCOUVER	BOS 1 @ VAN 2
110	20 Oct '18	Mikael Granlund	4	03:43	MINNESOTA	TBL 4 @ MIN 5
108	20 Oct '18	Gustav Nyquist	4	03:44	DETROIT	DET 4 @ FLA 3
107	20 Oct '18	Mark Stone	4	02:30	OTTAWA	MTL 3 @ OTT 4
96	18 Oct '18	Leon Draisaitl	4	00:37	EDMONTON	BOS 2 @ EDM 3
87	17 Oct '18	Matt Niskanen	4	02:18	WASHINGTON	NYR 3 @ WSH 4
84	16 Oct '18	Darnell Nurse	4	01:25	EDMONTON	EDM 5 @ WPG 4
81	16 Oct '18	Brock Boeser	4	00:34	VANCOUVER	VAN 3 @ PIT 2
70	13 Oct '18	Johnny Gaudreau	4	00:46	CALGARY	CGY 3 @ COL 2
68	13 Oct '18	Alex DeBrincat	4	04:51	CHICAGO	STL 3 @ CHI 4
60	13 Oct '18	Sebastian Aho	4	02:57	CAROLINA	CAR 5 @ MIN 4
56	11 Oct '18	Jason Zucker	4	03:25	MINNESOTA	CHI 3 @ MIN 4
49	11 Oct '18	Brady Skjei	4	00:37	NY RANGERS	SJS 2 @ NYR 3
30	07 Oct '18	Morgan Rielly	4	00:19	TORONTO	TOR 7 @ CHI 6
24	06 Oct '18	Jonathan Toews	4	02:20	CHICAGO	CHI 5 @ STL 4
16	05 Oct '18	Kevin Labanc	4	02:54	SAN JOSE	SJS 3 @ LAK 2
10	04 Oct '18	Artemi Panarin	4	02:11	COLUMBUS	CBJ 3 @ DET 2
9	04 Oct '18	Patrick Kane	4	00:38	CHICAGO	CHI 4 @ OTT 3
8	04 Oct '18	Josh Bailey	4	00:43	NY ISLANDERS	NYI 2 @ CAR 1
7	04 Oct '18	Kris Letang	4	01:20	PITTSBURGH	WSH 6 @ PIT 7
1	03 Oct '18	Auston Matthews	4	01:01	TORONTO	MTL 2 @ TOR 3

2018-2019 PRIOR WEEK RESULTS AND UPCOMING WEEK SCHEDULE

Results for Prior 7 Days

Game #	Date	Visitor	Score	Home	Score
1268	06 Apr '19	EDM	3	CGY	1
1271	06 Apr '19	COL	2	SJS	5
1270	06 Apr '19	VGK	2	LAK	5
1269	06 Apr '19	WPG	4	ARI	2
1267	06 Apr '19	MIN	0	DAL	3
1266	06 Apr '19	CHI	2	NSH	5
1265	06 Apr '19	NYI	3	WSH	0
1264	06 Apr '19	NYR	* 4	PIT	* 3
1263	06 Apr '19	CAR	4	PHI	3
1262	06 Apr '19	NJD	* 4	FLA	* 3
1261	06 Apr '19	BUF	7	DET	1
1260	06 Apr '19	CBJ	6	OTT	2
1259	06 Apr '19	TOR	* 5	MTL	* 6
1258	06 Apr '19	VAN	* 2	STL	* 3
1257	06 Apr '19	TBL	6	BOS	3
1255	05 Apr '19	DAL	1	CHI	6
1256	05 Apr '19	LAK	2	ANA	5
1254	05 Apr '19	CBJ	* 3	NYR	* 2
1253	04 Apr '19	ARI	4	VGK	1
1252	04 Apr '19	SJS	3	EDM	2
1251	04 Apr '19	WPG	* 2	COL	* 3
1250	04 Apr '19	BOS	3	MIN	0
1249	04 Apr '19	VAN	2	NSH	3
1248	04 Apr '19	PHI	3	STL	7
1247	04 Apr '19	NJD	1	CAR	3
1246	04 Apr '19	MTL	1	WSH	2
1245	04 Apr '19	DET	1	PIT	4
1244	04 Apr '19	NYI	* 2	FLA	* 1
1243	04 Apr '19	TBL	3	TOR	1
1242	04 Apr '19	OTT	2	BUF	5
1241	03 Apr '19	CGY	1	ANA	3
1239	03 Apr '19	OTT	4	NYR	1
1240	03 Apr '19	STL	* 3	CHI	* 4
1235	02 Apr '19	PHI	2	DAL	6
1233	02 Apr '19	PIT	1	DET	4
1232	02 Apr '19	TBL	2	MTL	4
1231	02 Apr '19	CAR	4	TOR	1
1238	02 Apr '19	LAK	3	ARI	1
1237	02 Apr '19	SJS	2	VAN	4
1236	02 Apr '19	EDM	2	COL	6
1234	02 Apr '19	WPG	1	MIN	5
1230	02 Apr '19	BOS	6	CBJ	2
1229	02 Apr '19	NSH	3	BUF	2
1226	01 Apr '19	WPG	* 4	CHI	* 3
1224	01 Apr '19	TBL	5	OTT	2
1228	01 Apr '19	CGY	7	LAK	2
1227	01 Apr '19	EDM	1	VGK	3
1225	01 Apr '19	COL	* 2	STL	* 3
1223	01 Apr '19	TOR	2	NYI	1
1222	01 Apr '19	NYR	2	NJD	4
1221	01 Apr '19	WSH	3	FLA	5
1219	31 Mar '19	BOS	3	DET	6
1218	31 Mar '19	CBJ	4	BUF	0
1220	31 Mar '19	CGY	5	SJS	3
1216	31 Mar '19	CAR	1	PIT	3
1217	31 Mar '19	MIN	0	ARI	4
1215	31 Mar '19	NYR	3	PHI	0

* - Indicates an Overtime result

Schedule for Next 7 Days

no games scheduled

All Start Times Eastern

2018-2019 PENALTY SHOT RESULTS

	Player	Team	Goals	Goalie	Team	Game #	Date	Result
1	Mark Scheifele	WINNIPEG		Corey Crawford	CHICAGO	1226	01 Apr '19	WPG 4 @ CHI 3
2	Cam Atkinson	COLUMBUS		Juuse Saros	NASHVILLE	1210	30 Mar '19	CBJ 5 @ NSH 2
3	Anthony Beauvillier	NY ISLANDERS		Carter Hutton	BUFFALO	1208	30 Mar '19	BUF 1 @ NYI 5
4	* Sam Steel	ANAHEIM	Goal	Jacob Markstrom	VANCOUVER	1183	26 Mar '19	ANA 5 @ VAN 4
5	* Elias Pettersson	VANCOUVER		Anton Khudobin	DALLAS	1114	17 Mar '19	VAN 3 @ DAL 2
6	William Karlsson	VEGAS		Anton Khudobin	DALLAS	1095	15 Mar '19	VGK 2 @ DAL 1
7	* Max Jones	ANAHEIM		Pekka Rinne	NASHVILLE	1079	12 Mar '19	NSH 2 @ ANA 3
8	Johnny Gaudreau	CALGARY	Goal	* Mackenzie Blackwood	NEW JERSEY	1078	12 Mar '19	NJD 4 @ CGY 9
9	Jonathan Toews	CHICAGO	Goal	Calvin Pickard	ARIZONA	1069	11 Mar '19	ARI 1 @ CHI 7
10	Logan Couture	SAN JOSE	Goal	Devan Dubnyk	MINNESOTA	1068	11 Mar '19	SJS 3 @ MIN 0
11	Vinnie Hinostroza	ARIZONA		Mike Smith	CALGARY	1041	07 Mar '19	CGY 0 @ ARI 2
12	Bobby Ryan	OTTAWA		Andrei Vasilevskiy	TAMPA BAY	1004	02 Mar '19	OTT 1 @ TBL 5
13	Brad Marchand	BOSTON		* Mackenzie Blackwood	NEW JERSEY	1001	02 Mar '19	NJD 0 @ BOS 1
14	Logan Couture	SAN JOSE	Goal	Tuukka Rask	BOSTON	915	18 Feb '19	BOS 6 @ SJS 5
15	Andreas Athanasiou	DETROIT	Goal	Anders Nilsson	OTTAWA	879	14 Feb '19	OTT 2 @ DET 3
16	Connor McDavid	EDMONTON		Matt Murray	PITTSBURGH	875	13 Feb '19	EDM 1 @ PIT 3
17	Reilly Smith	VEGAS		Darcy Kuemper	ARIZONA	874	12 Feb '19	ARI 5 @ VGK 2
18	Bo Horvat	VANCOUVER		Braden Holtby	WASHINGTON	814	05 Feb '19	VAN 2 @ WSH 3
19	Brendan Perlini	CHICAGO		Alex Stalock	MINNESOTA	799	02 Feb '19	CHI 4 @ MIN 3
20	Evgenii Dadonov	FLORIDA		Marc-Andre Fleury	VEGAS	793	02 Feb '19	VGK 1 @ FLA 3
21	Scott Laughton	PHILADELPHIA		Tuukka Rask	BOSTON	778	31 Jan '19	PHI 3 @ BOS 2
22	Matt Nieto	COLORADO		Pekka Rinne	NASHVILLE	756	21 Jan '19	NSH 4 @ COL 1
23	Marcus Sorensen	SAN JOSE	Goal	Cam Talbot	EDMONTON	667	08 Jan '19	EDM 2 @ SJS 7
24	Jimmy Vesey	NY RANGERS		Philipp Grubauer	COLORADO	633	04 Jan '19	NYR 1 @ COL 6
25	Andreas Athanasiou	DETROIT	Goal	Mike Smith	CALGARY	616	02 Jan '19	CGY 5 @ DET 3
26	Cam Atkinson	COLUMBUS	Goal	* Mackenzie Blackwood	NEW JERSEY	535	20 Dec '18	NJD 1 @ CBJ 2
27	Evgenii Dadonov	FLORIDA		Carter Hutton	BUFFALO	517	18 Dec '18	FLA 5 @ BUF 2
28	* Ryan Donato	BOSTON		* Linus Ullmark	BUFFALO	508	16 Dec '18	BUF 4 @ BOS 2
29	* Elias Pettersson	VANCOUVER	Goal	Pekka Rinne	NASHVILLE	437	06 Dec '18	NSH 3 @ VAN 5
30	Richard Panik	ARIZONA		Phoenix Copley	WASHINGTON	436	06 Dec '18	WSH 4 @ ARI 2
31	Jakub Vrana	WASHINGTON		* Adin Hill	ARIZONA	436	06 Dec '18	WSH 4 @ ARI 2
32	Oskar Sundqvist	ST. LOUIS		Semyon Varlamov	COLORADO	393	30 Nov '18	STL 3 @ COL 2
33	Elias Lindholm	CALGARY		Antti Raanta	ARIZONA	358	25 Nov '18	CGY 6 @ ARI 1
34	Andreas Athanasiou	DETROIT		Craig Anderson	OTTAWA	281	15 Nov '18	DET 1 @ OTT 2
35	* Michael Rasmussen	DETROIT		Craig Anderson	OTTAWA	281	15 Nov '18	DET 1 @ OTT 2
36	Sam Bennett	CALGARY		Martin Jones	SAN JOSE	258	11 Nov '18	CGY 1 @ SJS 3
37	Dustin Brown	LOS ANGELES	Goal	Sergei Bobrovsky	COLUMBUS	205	03 Nov '18	CBJ 1 @ LAK 4
38	Tyler Seguin	DALLAS		Braden Holtby	WASHINGTON	200	03 Nov '18	DAL 4 @ WSH 3
39	Artturi Lehkonen	MONTREAL		Ben Bishop	DALLAS	171	30 Oct '18	DAL 4 @ MTL 1
40	Jonathan Marchessault	VEGAS	Goal	Craig Anderson	OTTAWA	163	28 Oct '18	OTT 3 @ VGK 4
41	Aleksander Barkov	FLORIDA		Jimmy Howard	DETROIT	108	20 Oct '18	DET 4 @ FLA 3
42	Jonathan Drouin	MONTREAL	Goal	Jimmy Howard	DETROIT	75	15 Oct '18	DET 3 @ MTL 7
43	Antoine Roussel	VANCOUVER	Goal	James Reimer	FLORIDA	64	13 Oct '18	VAN 3 @ FLA 2
44	Sean Monahan	CALGARY		Jake Allen	ST. LOUIS	54	11 Oct '18	CGY 3 @ STL 5
45	Mitchell Marner	TORONTO		Craig Anderson	OTTAWA	18	06 Oct '18	OTT 5 @ TOR 3

Total Goals / Total Shots: 15 / 45

2018-2019 SHOOTOUT RESULTS

Shootout Team Records

Rank	Total				Home				Road			
	Team	GP	W	L	Team	GP	W	L	Team	GP	W	L
1	TBL	7	6	1	BUF	3	3	0	NYR	5	4	1
2	NYR	11	6	5	CHI	4	3	1	TBL	3	3	0
3	VAN	12	6	6	NSH	4	3	1	WSH	3	3	0
4	BUF	8	5	3	STL	4	3	1	ARI	5	3	2
5	NYI	10	5	5	TBL	4	3	1	VAN	7	3	4
6	WSH	5	4	1	ANA	5	3	2	CBJ	2	2	0
7	NSH	6	4	2	VAN	5	3	2	VGK	2	2	0
8	ARI	7	4	3	NYI	6	3	3	WPG	2	2	0
9	MTL	3	3	0	COL	2	2	0	EDM	3	2	1
10	CHI	4	3	1	MTL	2	2	0	NJD	4	2	2
11	PHI	4	3	1	PHI	3	2	1	NYI	4	2	2
12	VGK	5	3	2	CAR	4	2	2	BUF	5	2	3
13	ANA	6	3	3	DET	5	2	3	LAK	5	2	3
14	EDM	6	3	3	NYR	6	2	4	PIT	5	2	3
15	STL	6	3	3	ARI	2	1	1	FLA	7	2	5
16	LAK	7	3	4	BOS	2	1	1	MTL	1	1	0
17	NJD	7	3	4	LAK	2	1	1	PHI	1	1	0
18	DET	8	3	5	WSH	2	1	1	DAL	2	1	1
19	FLA	10	3	7	EDM	3	1	2	NSH	2	1	1
20	CBJ	3	2	1	FLA	3	1	2	BOS	3	1	2
21	WPG	3	2	1	MIN	3	1	2	DET	3	1	2
22	CAR	4	2	2	NJD	3	1	2	CAR	0	0	0
23	COL	4	2	2	VGK	3	1	2	CHI	0	0	0
24	BOS	5	2	3	OTT	0	0	0	ANA	1	0	1
25	PIT	5	2	3	PIT	0	0	0	OTT	1	0	1
26	DAL	3	1	2	TOR	0	0	0	SJS	1	0	1
27	MIN	5	1	4	CBJ	1	0	1	CGY	2	0	2
28	OTT	1	0	1	DAL	1	0	1	COL	2	0	2
29	TOR	2	0	2	WPG	1	0	1	MIN	2	0	2
30	SJS	3	0	3	CGY	2	0	2	STL	2	0	2
31	CGY	4	0	4	SJS	2	0	2	TOR	2	0	2

Game	Date	Scored By	Goalie	Winning Team	Final Score
1259	06 Apr '19	* Ryan Poehling	Frederik Andersen	MONTREAL	TOR 5 @ MTL 6
1258	06 Apr '19	Ryan O'Reilly	* Thatcher Demko	ST. LOUIS	VAN 2 @ STL 3
1254	05 Apr '19	Artemi Panarin	* Alexandar Georgiev	COLUMBUS	CBJ 3 @ NYR 2
1244	04 Apr '19	Brock Nelson	* Sam Montembeault	NY ISLANDERS	NYI 2 @ FLA 1
1240	03 Apr '19	Jonathan Toews	Jake Allen	CHICAGO	STL 3 @ CHI 4
1225	01 Apr '19	Ryan O'Reilly	Philipp Grubauer	ST. LOUIS	COL 2 @ STL 3
1213	30 Mar '19	Markus Granlund	Anton Khudobin	VANCOUVER	DAL 2 @ VAN 3
1200	29 Mar '19	Nathan MacKinnon	Darcy Kuemper	COLORADO	ARI 2 @ COL 3
1195	28 Mar '19	Tanner Pearson	Jonathan Quick	VANCOUVER	LAK 2 @ VAN 3
1194	28 Mar '19	Jamie Benn	Mikko Koskinen	DALLAS	DAL 3 @ EDM 2
1185	27 Mar '19	Sean Couturier	Frederik Andersen	PHILADELPHIA	TOR 4 @ PHI 5
1163	23 Mar '19	Anze Kopitar	Ryan Miller	LOS ANGELES	ANA 3 @ LAK 4
1150	23 Mar '19	Pavel Zacha	Darcy Kuemper	NEW JERSEY	ARI 1 @ NJD 2
1141	21 Mar '19	Sidney Crosby	Pekka Rinne	PITTSBURGH	PIT 2 @ NSH 1
1126	19 Mar '19	Dougie Hamilton	Matt Murray	CAROLINA	PIT 2 @ CAR 3
1114	17 Mar '19	Josh Leivo	Anton Khudobin	VANCOUVER	VAN 3 @ DAL 2
1112	17 Mar '19	Sam Reinhart	Jake Allen	BUFFALO	STL 3 @ BUF 4
1098	15 Mar '19	Damon Severson	Jacob Markstrom	NEW JERSEY	NJD 3 @ VAN 2
1038	07 Mar '19	Patrick Kane	Carter Hutton	CHICAGO	BUF 4 @ CHI 5
1036	07 Mar '19	Andreas Athanasiou	Henrik Lundqvist	DETROIT	NYR 2 @ DET 3
1024	05 Mar '19	Ryan Johansen	Devan Dubnyk	NASHVILLE	MIN 4 @ NSH 5
1021	05 Mar '19	Jordan Eberle	Craig Anderson	NY ISLANDERS	OTT 4 @ NYI 5
1020	05 Mar '19	Cam Atkinson	Cory Schneider	COLUMBUS	CBJ 2 @ NJD 1
1015	03 Mar '19	Ryan Johansen	Alex Stalock	NASHVILLE	NSH 3 @ MIN 2
1009	03 Mar '19	Alex Ovechkin	* Alexandar Georgiev	WASHINGTON	WSH 3 @ NYR 2
989	28 Feb '19	Shea Theodore	Roberto Luongo	VEGAS	FLA 5 @ VGK 6
982	27 Feb '19	Carl Soderberg	Jacob Markstrom	COLORADO	VAN 2 @ COL 3
977	26 Feb '19	Alex Galchenyuk	Roberto Luongo	ARIZONA	FLA 3 @ ARI 4
964	25 Feb '19	Victor Hedman	Jack Campbell	TAMPA BAY	LAK 3 @ TBL 4
965	25 Feb '19	Brian Boyle	Mikko Koskinen	NASHVILLE	EDM 2 @ NSH 3
947	23 Feb '19	* Sammy Blais	Tuukka Rask	ST. LOUIS	BOS 1 @ STL 2
935	21 Feb '19	Steven Stamkos	Carter Hutton	TAMPA BAY	BUF 1 @ TBL 2
928	20 Feb '19	David Backes	Marc-Andre Fleury	BOSTON	BOS 3 @ VGK 2
924	19 Feb '19	Vinnie Hinostroza	Mikko Koskinen	ARIZONA	ARI 3 @ EDM 2
886	14 Feb '19	Brock Boeser	Jonathan Quick	VANCOUVER	VAN 4 @ LAK 3
877	14 Feb '19	Vincent Trocheck	Mike Smith	FLORIDA	CGY 2 @ FLA 3
850	09 Feb '19	* Elias Pettersson	David Rittich	VANCOUVER	CGY 3 @ VAN 4
826	07 Feb '19	Tyler Toffoli	* Anthony Stolarz	LOS ANGELES	LAK 3 @ PHI 2
825	07 Feb '19	Josh Bailey	Cory Schneider	NY ISLANDERS	NYI 2 @ NJD 1
822	06 Feb '19	Tony DeAngelo	Jaroslav Halak	NY RANGERS	BOS 3 @ NYR 4
816	05 Feb '19	Alex Tuch	Andrei Vasilevskiy	VEGAS	VGK 3 @ TBL 2
810	05 Feb '19	Sam Reinhart	Devan Dubnyk	BUFFALO	MIN 4 @ BUF 5
783	01 Feb '19	Victor Hedman	Thomas Greiss	TAMPA BAY	TBL 1 @ NYI 0
773	29 Jan '19	Kyle Connor	Jaroslav Halak	WINNIPEG	WPG 4 @ BOS 3
762	22 Jan '19	Jonathan Toews	Robin Lehner	CHICAGO	NYI 2 @ CHI 3
724	16 Jan '19	Alex Chiasson	Jacob Markstrom	EDMONTON	EDM 3 @ VAN 2
717	15 Jan '19	Jason Zucker	Jonathan Quick	MINNESOTA	LAK 2 @ MIN 3
679	10 Jan '19	Ryan Nugent-Hopkins	James Reimer	EDMONTON	FLA 3 @ EDM 4
634	04 Jan '19	Kyle Palmieri	Darcy Kuemper	NEW JERSEY	NJD 3 @ ARI 2
606	31 Dec '18	Jonathan Huberdeau	Jimmy Howard	FLORIDA	FLA 4 @ DET 3
561	23 Dec '18	Nolan Patrick	Henrik Lundqvist	PHILADELPHIA	PHI 3 @ NYR 2
566	23 Dec '18	Alex Galchenyuk	Aaron Dell	ARIZONA	ARI 4 @ SJS 3
537	20 Dec '18	J.T. Miller	David Rittich	TAMPA BAY	TBL 5 @ CGY 4
502	15 Dec '18	Ryan Johansen	Keith Kinkaid	NASHVILLE	NJD 1 @ NSH 2
500	15 Dec '18	Alex Ovechkin	Carter Hutton	WASHINGTON	BUF 3 @ WSH 4
498	15 Dec '18	Mathew Barzal	Jonathan Bernier	NY ISLANDERS	DET 3 @ NYI 4
491	14 Dec '18	Jakub Vrana	Scott Darling	WASHINGTON	WSH 6 @ CAR 5
461	10 Dec '18	Jake Guentzel	Robin Lehner	PITTSBURGH	PIT 2 @ NYI 1
458	09 Dec '18	Daniel Sprong	Cory Schneider	ANAHEIM	NJD 5 @ ANA 6
450	08 Dec '18	Kevin Shattenkirk	Roberto Luongo	NY RANGERS	NYR 5 @ FLA 4
426	05 Dec '18	Connor McDavid	Jake Allen	EDMONTON	EDM 3 @ STL 2
422	04 Dec '18	Nikita Kucherov	Jimmy Howard	TAMPA BAY	TBL 6 @ DET 5
408	02 Dec '18	Mark Scheifele	Henrik Lundqvist	WINNIPEG	WPG 4 @ NYR 3
382	29 Nov '18	* Ryan Donato	Robin Lehner	BOSTON	NYI 1 @ BOS 2
350	24 Nov '18	Sam Reinhart	Jimmy Howard	BUFFALO	BUF 3 @ DET 2
288	16 Nov '18	Ilya Kovalchuk	Corey Crawford	LOS ANGELES	LAK 2 @ CHI 1
287	16 Nov '18	Conor Sheary	Laurent Brossoit	BUFFALO	BUF 2 @ WPG 1
263	12 Nov '18	Rickard Rakell	Pekka Rinne	ANAHEIM	NSH 1 @ ANA 2
251	10 Nov '18	Jimmy Vesey	Joonas Korpisalo	NY RANGERS	NYR 5 @ CBJ 4
250	10 Nov '18	Frans Nielsen	Scott Darling	DETROIT	DET 4 @ CAR 3
242	10 Nov '18	* Casey Mittelstadt	Jacob Markstrom	BUFFALO	VAN 3 @ BUF 4
219	06 Nov '18	Dylan Larkin	Jacob Markstrom	DETROIT	VAN 2 @ DET 3
211	05 Nov '18	Joel Armia	Thomas Greiss	MONTREAL	MTL 4 @ NYI 3
189	01 Nov '18	Mats Zuccarello	John Gibson	NY RANGERS	NYR 3 @ ANA 2
181	01 Nov '18	Josh Bailey	Matt Murray	NY ISLANDERS	PIT 2 @ NYI 3
177	30 Oct '18	Kevin Shattenkirk	Martin Jones	NY RANGERS	NYR 4 @ SJS 3
151	27 Oct '18	Nicklas Backstrom	Mike Smith	WASHINGTON	WSH 4 @ CGY 3

146	26 Oct '18	Brock McGinn	Aaron Dell	CAROLINA	SJS 3 @ CAR 4
133	24 Oct '18	Markus Granlund	Marc-Andre Fleury	VANCOUVER	VAN 3 @ VGK 2
99	19 Oct '18	Jonathan Huberdeau	Pheonix Copley	FLORIDA	FLA 6 @ WSH 5
80	16 Oct '18	Jordan Weal	Michael Hutchinson	PHILADELPHIA	FLA 5 @ PHI 6
79	16 Oct '18	Kevin Shattenkirk	Semyon Varlamov	NY RANGERS	COL 2 @ NYR 3
62	13 Oct '18	Paul Byron	Casey DeSmith	MONTREAL	PIT 3 @ MTL 4
44	10 Oct '18	Nick Cousins	John Gibson	ARIZONA	ARI 3 @ ANA 2
35	08 Oct '18	* Troy Terry	Jimmy Howard	ANAHEIM	DET 2 @ ANA 3
25	06 Oct '18	Erik Haula	Devan Dubnyk	VEGAS	VGK 2 @ MIN 1
19	06 Oct '18	J.T. Miller	James Reimer	TAMPA BAY	FLA 1 @ TBL 2

