



2021 DETROIT RED WINGS
MEDIA GUIDE



TABLE OF CONTENTS

| | |
|---|---------|
| Red Wings Directory & General Information | 2 |
| Red Wings Ownership/Management/Coaching Staff | 4-15 |
| Red Wings Scouting/Training/Equipment/Broadcast/Game Staff | 16-20 |
| Red Wings Player Profiles | 21-91 |
| Red Wings Prospects | 93-116 |
| Grand Rapids Griffins Team Directory/Stats | 117-118 |
| Toledo Walleye Team Directory/Stats | 119-120 |
| Red Wings 2020-21 Roster | 122-123 |
| 2019-20 NHL Final Standings | 124 |
| 2019-20 NHL Statistics – Regular Season Scoring & Goaltending Leaders | 125-126 |
| 2019-20 NHL Award Winners | 127-128 |
| 2020 Stanley Cup Playoff Results | 129-134 |
| 2020 Playoff Scoring & Goaltending Leaders | 135 |
| Red Wings 2019-20 Regular Season Statistics | 136 |
| Red Wings 2019-20 Game-by-Game Results | 138-141 |
| Red Wings 2019-20 Home & Road Results | 142-143 |
| Red Wings 2019-20 Team-by-Team Records | 145-174 |
| Red Wings 2019-20 Comparative Records | 176-178 |
| Red Wings 2019-20 Power Plays Goals & Penalty Killing | 179-180 |
| Red Wings 2019-20 Record by Quarters | 180-181 |
| Red Wings 2019-20 Multiple-Goal Games & Shorthanded Goals | 181-182 |
| Detroit Red Wings History | 185-196 |
| All-Time Season, Home & Away Records | 198-201 |
| All-Time Team-by-Team, Home & Away Records | 202-204 |
| All-Time Holiday Records | 205-207 |
| All Time Coaches/General Managers/Captains | 208-209 |
| Team & Individual Records | 210-213 |
| Career Scoring Leaders | 214-216 |
| All-Time Season Leaders | 217-218 |
| Top-Scoring Seasons | 219-222 |
| Red Wings All-Time Goaltending Leaders | 223-226 |
| Red Wings Post-Season All-Star Teams | 227 |
| Red Wings NHL Trophy Winners | 228 |
| Hockey & Red Wings Hall of Fame | 229 |
| Red Wings Biggest Victories & Defeats | 230 |
| All-Time Shootout Results | 231-233 |
| Penalty Shots Involving Red Wings | 234-237 |
| All-Time Hat Tricks | 238-240 |
| Red Wings Game-by-Game Stanley Cup Playoff Results | 241-252 |
| Red Wings Team & Individual Playoff Records | 253-255 |
| Red Wings All-Time Playoff Scoring and Goaltending Leaders | 256-257 |
| Red Wings in NHL All-Star Games | 258 |
| Red Wings Championships & Stanley Cup Finals | 259 |
| Red Wings Entry Draft Selections | 260-263 |
| Transactions Through the Years | 264-275 |
| Wearers of the Winged Wheel | 276-284 |
| All-Time Numbers | 285-297 |
| Media Information & Guidelines | 298 |
| Red Wings Attendance Records | 299 |
| Little Caesars Arena | 300 |
| How to Figure Statistics | 301 |
| NHL Directory | 302-303 |
| 2020-21 NHL Officials | 304 |
| 2020-21 NHL Key Dates Calendar | 305 |

EDITORS: Todd Beam, Kyle Kujawa, Alex DiFilippo **RESEARCH:** Greg Innis, NHL Statistics & Information

CREATIVE SERVICES: Allison Perreault, Bryan Durren **COVER DESIGN:** Vicky Lu

PHOTOGRAPHY: Dave Reginek/Getty Images, Dan Mannes, Andrew Kristoff, Mark Newman/GR Griffins

DETROIT RED WINGS, INC.

Little Caesars Arena
2645 Woodward Avenue • Detroit, MI 48201
Capacity: 19,515

Phone: (313) 471-7000
Media Hotline: (313) 471-7599
DetroitRedWings.com

| | |
|---|--|
| In Memoriam..... | MIKE ILITCH (1929-2017) |
| Owner/Secretary..... | MARIAN ILITCH |
| Governor, President and CEO..... | CHRISTOPHER ILITCH |
| Senior Vice President and Alternate Governor..... | JIM DEVELLANO |
| Executive Vice President and General Manager..... | STEVE YZERMAN |
| Assistant General Managers..... | RYAN MARTIN, PAT VERBEEK |
| Advisor to the General Manager..... | NIKLAS KRONWALL |
| Director of Statistical Analysis and Hockey Administration..... | BRYAN CAMPBELL |
| Associate Director of Player Personnel..... | JIRI FISCHER |
| Director of Player Development/Assistant Director of Player Personnel..... | SHAWN HORCOFF |
| Assistant Director of Player Development..... | DAN CLEARY |
| Player Development Consultant..... | BRANDON NAURATO |
| Vice President of Finance..... | PAUL MacDONALD |
| Executive Assistant and Immigration Manager..... | KIM BRODIE |
| Team Travel Coordinator..... | LISA WRIGHT |
| Group President, Sports and Entertainment..... | CHRIS GRANGER |
| Senior Vice President, Olympia Entertainment/General Counsel Red Wings..... | ROBERT E. CARR |
| Head Coach..... | JEFF BLASHILL |
| Assistant Coaches..... | DAN BYLSMA, DOUG HOUDA |
| Goaltending Coach..... | JEFF SALAJKO |
| Video Coach..... | LJ SCARPACE |
| Assistant Video Coach..... | JEFF WEINTRAUB |
| Director of Pro Scouting..... | MARK HOWE |
| Pro Scouts..... | BRUCE HARALSON, KIRK MALTBY, KYLE MacKINNON, CHRIS YZERMAN |
| Director of Amateur Scouting..... | KRIS DRAPER |
| Chief Amateur Scouts..... | RYAN REZMIERSKI, JESSE WALLIN |
| Amateur Scouts..... | KELLY HARPER, BRENDAN FLEMMING, MARK MULLEN, ROSS YATES, ROB RASSEY, BRYCE THOMA, KEVIN GIBSON, MARTY STEIN |
| Head of Goaltender Scouting and Development..... | PHIL OSAER |
| Director of European Scouting..... | HAKAN ANDERSSON |
| European Scouts..... | VLADIMIR HAVLUJ, ANTONIN ROUTA, NIKOLAI VAKOUROV, THOMAS CARLSSON |
| Director of Sports Science and Human Performance..... | MIKE BARWIS |
| Head Athletic Trainer..... | PIET VAN ZANT |
| Assistant Athletic Trainer..... | RUSS BAUMANN |
| Head Strength Coach..... | ROBERT CAMPBELL |
| Physical Therapist and Assistant Strength Coach..... | MATT BUCKLEY |
| Team Dietitian..... | LISA McDOWELL, MS, RD, CSSD |
| Team Medical Director..... | DR. TONY COLUCCI |
| Team Physicians..... | DR. DOUG PLAGENS, DR. DONALD WEAVER |
| Team Dentists..... | DR. JEFFREY BOOGREN, DR. RANDY FREIJ |
| Team Chiropractor..... | DR. MARC GRAY |
| Head Equipment Manager..... | PAUL BOYER |
| Assistant Equipment Managers..... | JOHN REMEJES, BRADY MUNGER |
| Director of Public Relations..... | TODD BEAM |
| Communications Professionals..... | KYLE KUJAWA, ALEX DiFILIPPO |
| Team Photographer..... | DAVE REGINEK |
| Radio Announcers, 97.1 The Ticket..... | KEN KAL, PAUL WOODS |
| Television Announcers, FOX Sports Detroit..... | KEN DANIELS, MICKEY REDMOND |



WHEELING AND DEALING

In his first season as Red Wings executive vice president and general manager, Steve Yzerman was active on the trade market, making seven trades during the 2019-20 season, marking Detroit's most active season since 1998-99. Among the players acquired by the Red Wings were Sam Gagner, Robby Fabbri and Alex Biega. (Photo: Dave Reginek / NHLI via Getty Images)



MARIAN ILITCH

Owner /Secretary-Treasurer

Marian Ilitch is a leading entrepreneur in the food, sports and entertainment industries and is widely recognized as one of the most successful businesswomen in the country.

Working hand-in-hand, Marian and her husband and lifetime business partner, Mike Ilitch (1929-2017), grew a single Little Caesars pizza store into the third largest pizza chain in the world with stores in more than 20 countries and territories worldwide, including in each of the 50 U.S. states.

Avid hockey fans, the couple expanded their business interests when they purchased the Detroit Red Wings in 1982. Under their ownership, the Red Wings have won 16 divisional championships, six President's Trophies, six Campbell Bowls and four Stanley Cups.

Through the years, the Ilitch-owned businesses have grown to also include Blue Line Distribution, Olympia Entertainment, the Detroit Tigers, Olympia Development of Michigan, Little Caesars Pizza Kit Fundraising Program, Ilitch Holdings, Inc. and Champion Foods. Additionally, the organization has a joint venture interest in 313 Presents. Marian also owns MotorCity Casino Hotel.

Today, the Ilitch organization is developing The District Detroit, a dynamic urban destination that provides a dense neighborhood experience featuring a variety of developments alongside Detroit's premier sports and entertainment venues. This includes the new highly innovative and state-of-the-art Little Caesars Arena, home of the Detroit Red Wings and Detroit Pistons, and the recipient of the 2018 Sports Facility of the Year award, presented by Sports Business Journal.

Giving back to the community has been one of Marian's trademarks since her early days in business. As the parents of children who played hockey, Marian and Mike established the Little Caesars Amateur Hockey Program in 1968, and it has provided opportunities for tens of thousands of young people to play hockey. Additional programs to better the community include the Little Caesars Love Kitchen, Ilitch Charities and its affiliates, the Detroit Red Wings Foundation and the Detroit Tigers Foundation, and the Little Caesars Veterans Program.

Since 2000, grants and giving from Marian and Mike, the Ilitch companies and its charitable affiliates have totaled \$190 million. This includes Marian and Mike's personal gifts of nearly \$50 million to Detroit's Wayne State University – \$8 million to the Department of Surgery and \$40 million to build a new home for the Mike Ilitch School of Business, prominently located on Woodward Avenue.



CHRISTOPHER ILITCH

President & CEO, Ilitch Holdings, Inc.

Governor, President and CEO, Detroit Red Wings

Christopher Ilitch leads and provides oversight to the Ilitch companies – the businesses that were founded or purchased by Detroit entrepreneurs Mike (1929-2017) and/or Marian Ilitch. These businesses include: Little Caesars Pizza, Blue Line Distribution, the Detroit Red Wings, Olympia Entertainment, the Detroit Tigers, Olympia Development of Michigan, Little Caesars Pizza Kit Fundraising Program, Champion Foods, and MotorCity Casino Hotel. The organization also has a joint venture interest in 313 Presents. Together, these companies have grown to over \$3.8 billion in revenue and employ 24,000 colleagues.

Christopher has held a variety of roles throughout the organization over the past 32 years. Currently, in addition to his leadership of Ilitch Holdings, he serves as the governor, president and CEO of the Detroit Red Wings, as well as the chairman and CEO of the Detroit Tigers. Christopher is also actively engaged in the community and numerous charitable causes as Chairman of Ilitch Charities, a nonprofit organization that promotes charitable purposes aimed at developing communities and enhancing lives. The Ilitch organization and its foundations have given \$190 million in grants and giving since 2000.

As governor, president and CEO of the Red Wings, Christopher oversees both business and hockey operations decisions for the organization. Following the 2018-19 season, Christopher welcomed Steve Yzerman back to the Red Wings as executive vice president and general manager, tabbing Detroit's former captain as the 11th general manager in franchise history. Under Ilitch ownership, the Red Wings have won four Stanley Cup championships and qualified for the playoffs in 25-consecutive seasons from 1991-2016.

Christopher is currently overseeing the development of a sports and entertainment district centered in heart of downtown Detroit that created 20,000 construction and construction related jobs and 3,000 permanent new jobs

for Detroiters and Michiganders. This dynamic sports and entertainment district is comprised of eight world-class theatres, the new Mike Ilitch School of Business, four professional sports teams and three multi-use sports facilities, including Comerica Park and the new, state-of-the-art, award-winning Little Caesars Arena – home of the Detroit Red Wings, the Detroit Pistons and world-class entertainment and community events. This long-term, transformational work continues the Ilitch's long-standing commitment to improving and investing in its hometown of Detroit. The District Detroit will continue to evolve with future and current development work to include commercial, retail, and residential projects that will bring even more vibrancy and density to the area and will include work with women-owned and minority-owned developers and retailers.

Beyond his work at the Ilitch companies, Christopher is an active business leader across the state of Michigan and in the City of Detroit. He serves on the board, executive committee and nominating committee for Business Leaders for Michigan and the board and executive committee for the Downtown Detroit Partnership. He is also a member of the board of directors for the Detroit Economic Club. Christopher is also a member of the Harvard Kennedy School Taubman Center for State and Local Government Advisory Board.

Christopher has served on host/hospitality committees for several large-scale sporting events in Detroit, including the 2010 NCAA Men's Frozen Four Hockey Championship (co-chair), the 2009 NCAA Final Four Men's Basketball Tournament, Super Bowl XL and the 2005 Major League Baseball All-Star game (chair).

An avid baseball and hockey player in his youth, Christopher is an alumnus of Little Caesars Amateur Hockey and as co-captain won a state championship in high school at Cranbrook Kingswood in 1983.

Christopher holds a bachelor's degree in business administration from the University of Michigan in Ann Arbor. He and his wife Kelle have three children and reside in metro Detroit.



JIM DEVELLANO

Senior Vice President/Alternate Governor

continues to be a driving force behind Detroit's success, as well as a strong influence in the evolution and improvement of the league itself. Devellano can be credited with carefully building Detroit's 1997, 1998, 2002 and 2008 Stanley Cup Championship teams through the Entry Draft, savvy trades and aggressive free agent acquisitions.

He choreographed the Red Wings' steady rise into the powerful club that has reached the Stanley Cup Final six times and lifted the coveted Cup in triumph four times, giving Devellano his fourth, fifth, sixth and seventh Stanley Cup rings (three with New York Islanders and four with Detroit).

Devellano was the first individual hired by owners Mike and Marian Ilitch after purchasing the Red Wings in June, 1982. He was the team's general manager for eight seasons before ascending to his current position as senior vice-president on July 13, 1990. An excellent judge of talent throughout his 53 years in the NHL, Devellano believes that building a solid foundation begins with a capable scouting staff and strong Entry Draft selections. Evidence of the wisdom in this plan can be seen in Devellano's first draft as Red Wings general manager when he tabbed future Hall-of-Famer Steve Yzerman in the 1983 Entry Draft to be the cornerstone of the franchise.

Devellano was one of the first NHL general managers to assemble a strong European scouting staff back in 1984, a progressive move that has produced several Red Wings standouts including Russians Sergei Fedorov, Slava Kozlov, Vladimir Konstantinov and Pavel Datsyuk, and Swedes Nicklas Lidstrom, Tomas Holmstrom, Henrik Zetterberg, Johan Franzen and Niklas Kronwall.

Through the course of Devellano's tenure with the Red Wings, Detroit has participated in 10 conference finals (1987, '88, '95, '96, '97, '98, '02, '07, '08, '09) and six Stanley Cup Finals (1995, '97, '98, '02, '08, '09), collected six Presidents' Trophies (1995, '96, '02, '04, '06, '08), eight regular-season Western Conference championships (1994, '95, '96, '02, '04, '06, '07, '08) and 16 division championships (1988, '89, '92, '94, '95, '96, '99, '01, '02, '03, '04, '06, '07, '08, '09, '11).

Devellano is the proud owner of 17 championship rings. His impressive collection includes: seven Stanley Cup rings (N.Y. Islanders 1980, 1981, 1982 and Detroit 1997, 1998, 2002 and 2008), five Calder Cup championship rings in the American Hockey League with Adirondack (1986, 1989 and 1992) and Grand Rapids (2013 and 2017), two Adams Cup championship rings in the Central Hockey League (Fort Worth 1978 and Indianapolis 1982), and one Riley Cup championship ring in the East Coast Hockey League (Toledo 1994). Devellano also added a pair of Major League Baseball American League championship rings in 2006 and 2012 while serving as senior vice-president of the Detroit Tigers.

In addition to his duties as senior vice-president, Devellano serves as the team's alternate on the NHL's Board of Governors.

His litany of accomplishments while in Detroit earned him induction into the Michigan Sports Hall of Fame in 2006.

He has been instrumental in many historical decisions in the National Hockey League. In 1980, it was Devellano who campaigned to have the annual NHL Entry Draft moved from a hotel ballroom into various NHL arenas, transforming the draft into an exciting fan-friendly event for fans of all NHL teams to witness what occurs with each team as the draft takes place. Devellano was also responsible for bringing the Entry Draft to the United States for the very first time on June 13, 1987, at Joe Louis Arena. Additionally, it was at Devellano's suggestion that the NHL instituted a new overtime format beginning with the 1999-00 season that included skating four aside as well as one point for each team following a five-minute overtime and an additional point if a team is victorious in overtime.

Having served as a teacher and mentor to numerous front office personnel over the years, Devellano's influence has reached several NHL clubs. Currently, there are four NHL general managers who have succeeded under Devellano's tutelage - Detroit General Manager Steve Yzerman, Ken Holland of the Edmonton Oilers, Jim Nill of the Dallas Stars and Don Waddell of the Carolina Hurricanes.

Devellano, 77, did not play professional hockey, but rose through the ranks in various capacities in his native Toronto. Joining former Red Wings coach Scotty Bowman, he became a scout with the St. Louis Blues in 1967 when the NHL expanded from six to 12 teams. Also, it was Devellano's strong recommendation to owner Mike Ilitch that led to Scotty Bowman's hiring by the Wings.

Joining the New York Islanders as a scout when that club was founded in 1972, Devellano's scouting skills helped build a team that won four consecutive Stanley Cup titles (1980-83). It was Devellano who highly recommended that Islanders GM, Bill Torrey, hire Al Arbour to coach the club. Arbour was captain of the St. Louis Blues when Devellano scouted for the franchise. The recommendation turned out better than expected as Arbour guided the Islanders to four consecutive Stanley Cup championships. In 1979-80, he became general manager of the Islanders' Indianapolis (IHL) farm club and was named Minor League Executive of the Year by The Hockey News. He returned to New York in 1981 as the Islanders' assistant general manager.

Devellano's extraordinary contributions to the cities of St. Louis, Indianapolis, New York and Detroit helped earn him the Lester Patrick Award in October, 2009, for his outstanding service to the sport of hockey in the United States. Devellano also reached the pinnacle of his profession when he was inducted into the Hockey Hall of Fame in the Builder Category on November 8, 2010, in Toronto.

Devellano is currently a member of the International Society of Hockey Research and is part owner of the Indianapolis Indians (AAA) baseball team as well as the Ontario Hockey League's Saginaw Spirit. He authored a book in 2008, "The Road To Hockeytown", that chronicles his more than 40 incredible years in the game of hockey.

On a personal level, in 2003 Devellano set up two private foundations supporting mostly children's charities in the United States and Canada.

Devellano resides in Detroit and Sarasota, Florida.



STEVE YZERMAN

Executive Vice President/General Manager

Steve Yzerman begins his second season as executive vice president and general manager after returning to the Red Wings on April 19, 2019. Yzerman previously spent 27 seasons with the organization as a player (1983-06) and within the hockey operations department (2006-10). Yzerman is just the 11th individual to serve as general manager of the team, assuming the role after spending the previous nine seasons with the Tampa Bay Lightning as the team's general manager (2010-18) and as a senior advisor to the general manager (2018-19).

As general manager of the Lightning, Yzerman built Tampa Bay as a Stanley Cup contender through drafting and development. Yzerman drafted or signed a core of players which includes Tyler Johnson, Alex Killorn, Nikita Kucherov, Ondrej Palat, Brayden Point and Andrei Vasilevskiy and secured the likes of Victor Hedman, Steven Stamkos and Kucherov with long-term contracts. Yzerman also bolstered the team with several trades, including Ryan McDonagh, J.T. Miller and Mikhail Sergachev. Yzerman stepped down as general manager to become a senior advisor prior to the 2018-19 campaign, a season in which the Lightning tied the NHL record for wins in a season (62), matched by only the 1995-96 Red Wings team.

From 2014-19, no team won more games (300) or scored more goals (1,554) than the Lightning, and the franchise ranked fifth overall in victories during Yzerman's time in Tampa Bay, compiling a 402-238-64 mark over that span. Tampa Bay qualified for the playoffs in six-of-nine seasons since Yzerman joined the organization, highlighted by a trip to the 2015 Stanley Cup Final. Additionally, Yzerman won the 2015 NHL General Manager of the Year Award. The Lightning made four appearances in the Eastern Conference Final since 2010-11, including three times in a four-season span (2014-15 to 2017-18). Tampa Bay logged 82 playoff games with Yzerman as general manager (2010-18), and their 47-35 mark in those games is fourth-best in the league over that stretch.

Prior to his time with Tampa Bay, Yzerman spent four seasons as Vice President/Hockey with the Red Wings, working alongside senior vice president Jim Devellano and then-general manager Ken Holland. Yzerman won his first Stanley Cup (2008) as a member of the management team after leading Detroit to three as a player (1997, 1998, 2002). Yzerman has also worked extensively with Hockey Canada, first serving as General Manager for Canada at the 2007 IIHF World Championship (gold) and the 2008 IIHF World Championship (silver). He also helped Canada capture back-to-back gold medals at the 2010 and 2014 Winter Olympics, under the leadership of Yzerman as Executive Director and Holland as Associate Director.



RYAN MARTIN

Assistant General Manager

Ryan Martin enters his 11th season as assistant general manager and his 16th overall as a member of Detroit's front office team. Martin is primarily responsible for collective bargaining agreement administration and compliance, salary cap management, player contract research and analysis, and salary arbitration preparation. He is also involved extensively in all facets of player contract negotiations, strategic planning and player evaluations at both the professional and amateur levels. In addition, Martin is currently in his eighth season serving as general manager of the American Hockey League's Grand Rapids Griffins, who captured two Calder Cup championships over a five-year span under his watch (2013 and 2017). He oversees all aspects of hockey operations for the Griffins including player personnel decisions, player development,

contract negotiations and player movement.

Prior to joining the Red Wings in 2005, Martin practiced law from 1998-1999 in Denver, Colorado with the firm of Messner & Reeves, LLC, specializing in corporate, commercial transactional, and taxation law. From 1999-2003 he worked in Denver as an attorney and NHLPA certified player agent with Kurt Overhardt, PC and KO Sports, Inc., representing professional hockey players in all facets of their careers. From 2003-2005, Martin served as the in-house corporate counsel for a group of closely held businesses in Massachusetts and also worked as a part-time scout for the Omaha Lancers (USHL).

A native of Connecticut, Martin graduated from Trinity College in 1992 with a Bachelor of Arts degree in Economics and Legal Studies. He went on to earn a law degree from the University of Denver, College of Law in 1997 and an LL.M. in taxation from the University of Denver, College of Law in 1998.

Ryan and his wife, Candace, reside in suburban Detroit with their daughter, Ava, and son, Cam.



PAT VERBEEK

Assistant General Manager

Pat Verbeek is in his second season as assistant general manager with the Red Wings after returning to the organization on May 6, 2019. Verbeek works alongside fellow assistant general manager Ryan Martin in the Red Wings' front office and focuses on player personnel decisions, reporting directly to executive vice president and general manager Steve Yzerman.

Verbeek, 56, has 14 years of front-office experience. He began his post-playing career as a professional scout for the Red Wings, working four seasons in the position from 2006-10, including the team's Stanley Cup championship in 2008. Verbeek joined the Lightning shortly after Yzerman was hired in Tampa Bay, originally as director of professional scouting, a position he held for two seasons prior to being promoted to assistant general manager and director of player personnel.

The Sarnia, Ontario, native held that position for seven seasons (2012-19) and was responsible for oversight of the team's professional scouting operations, player recruiting and contract negotiations and overall support to Tampa Bay's hockey operations department and general manager.

Verbeek also worked as director of player personnel for Team North America at the 2016 World Cup of Hockey, and previously had international management experience for Hockey Canada at the 2015 IIHF World Championship, in which Canada won the gold medal. As a player, Verbeek logged 1,063 points (521-541-1,063) and 2,905 penalty minutes over a 1,424-game NHL career, spent with the New Jersey Devils (1982-89), Hartford Whalers (1989-95), New York Rangers (1994-96), Dallas Stars (1996-99; 01-02) and Red Wings (1999-01). In 135 games with Detroit, Verbeek notched 78 points (37-41-78). His career accomplishments include two appearances at the NHL All-Star Game (1991, 1996), gold (1994) and silver (1989) medals for Canada at the IIHF World Championship and a 1999 Stanley Cup championship with Dallas.



BRYAN CAMPBELL

Director of Statistical Analysis and Hockey Administration

Bryan Campbell begins his sixth season as director of statistical analysis and hockey administration. Joining the organization in the summer of 2015, Campbell works closely with executive vice president and general manager Steve Yzerman and assistant general managers Ryan Martin and Pat Verbeek, focusing on advanced statistical analysis and analytics in the areas of salary trends, contract valuations, free agent market acquisitions, trades and other areas, as well as comparative research

for contract negotiations and salary arbitrations, collective bargaining agreement administration and compliance and coordinating player transactions. He also scouts games locally at the professional, collegiate and junior levels.

A 2006 graduate of Union College with a degree in mechanical engineering, Campbell played college hockey and skated in 100 games with the Dutchmen from 2002-06. He went on to earn a master's degree in business administration at York University. Before his time with the Red Wings, Campbell worked in finance in New York.

Campbell is originally from Glanbrook, Ontario, and currently resides in Birmingham.



JIRI FISCHER

Associate Director of Player Personnel

Jiri Fischer enters his 14th season working in the Red Wings front office and second as the team's associate director of player personnel, having previously served as director of player development (nine seasons) and director of player evaluation (three seasons) since transitioning to the team's front office in 2007-08. In his current role, Fischer splits his time between North America and Europe to scout potential free agent acquisitions playing in the college hockey ranks and high European professional leagues. He also aids the team's amateur scouting operation in identifying draft-eligible players for the annual NHL Entry Draft.

Additionally, Fischer has gained experience on the international circuit. He has served as a scout for the Czech

Republic at several IIHF World Championships, including teams that captured back-to-back bronze medals in 2011 and 2012, and led the Czechs as the team's general manager for the 2018 IIHF World Championship. He previously served as an assistant coach for his country at the 2011 and 2012 IIHF World Junior Championships.

Fischer, 40, was by selected by Detroit in the first round (25th overall) of the 1998 NHL Entry Draft. An imposing figure on defense at 6-5 and 235-lbs., he patrolled the blue line for Detroit from 1999-00 through 2005-06. In 305 career games, the Horovice, Czech Republic, native scored 11 goals and collected 60 points. He also amassed 295 career penalty minutes. Fischer won the Stanley Cup as a player with Detroit in 2002 and was selected as the Red Wings' Rookie of the Year by the Detroit Sports Broadcasters Association following the 1999-00 season.

Jiri has two children, Braidan and Lukas, and resides in suburban Detroit during the season.



SHAWN HORCOFF

Director of Player Development/
Assistant Director of Player Personnel

Shawn Horcoff enters his fifth season as the Red Wings' director of player development and second as assistant director of player personnel, joining the Red Wings prior to the 2016-17 season after a 1,008-game NHL career. The 42-year-old oversees and evaluates Detroit's prospects playing at the junior or collegiate level or in Europe. He is also tasked with running the team's Development Camp, which is held at the BELFOR Training Center inside Little Caesars Arena following the NHL Entry Draft. During the annual five-day camp, a group of recent Red Wings draft picks, free agent signings and undrafted invitees receive daily on-ice instruction and skill development from Horcoff and a team of coaches within the organization, take part in off-ice workouts and attend classes designed to help players make smooth transitions

to the life of a professional hockey player.

As a player, Horcoff was originally a fourth-round pick (99th overall) of the Edmonton Oilers in the 1998 NHL Entry Draft and went on to skate in the NHL from 2000-16, logging 511 points (186-325-511) and 624 penalty minutes. An NHL All-Star in 2008, Horcoff spent most of his NHL career with Edmonton (2000-13), serving as team captain from 2010-13 and producing a career-high 73 points (22-51-73) in 2005-06, while helping the Oilers reach the Stanley Cup Final. Horcoff also spent two seasons with the Dallas Stars (2013-15) and spent his final NHL campaign with the Anaheim Ducks in 2015-16.

Horcoff has ties to the state of Michigan, having racked up 152 points (50-102-152) in 155 games with the Michigan State Spartans from 1996-00. The Spartans were two-time CCHA champions (1998 and 2000) during Horcoff's collegiate career, which he capped off by winning the CCHA Player of the Year in 1999-00.



DAN CLEARY

Assistant Director of Player Development

Dan Cleary begins his fourth season in Detroit's front-office after transitioning to a player development role prior to the 2017-18 season following a 19-year professional hockey career. As assistant director of player development, Cleary works closely with director of player development Shawn Horcoff to evaluate, coach and mentor Detroit's prospects playing in major junior leagues and collegiate teams throughout North America, as well as Europe and the Red Wings' developmental affiliates in Grand Rapids (AHL) and Toledo (ECHL). Cleary, 41, has been with the Red Wings organization since 2005-06. Formerly a first-round pick (13th overall) of the Chicago Blackhawks in the

1997 NHL Entry Draft, Cleary spent the first eight years of his professional career between the Blackhawks, Edmonton Oilers and Phoenix Coyotes, as well as the AHL's Portland Pirates and Hamilton Bulldogs, IHL's Indianapolis Ice and one season with Mora IK in the Swedish Elite League. After coming to Red Wings training camp as a professional tryout, Cleary earned a contract and spent the next 10 seasons with the Red Wings, highlighted by three 20-goal seasons and a Stanley Cup championship in 2008.

After spending two seasons with the Grand Rapids Griffins from 2015-17, Cleary ended his playing career with 387 points (165-222-387) and 492 penalty minutes in 938 NHL games, in addition to 119 points (36-83-119) and 203 penalty minutes in 136 career AHL and IHL games. Cleary resides in Birmingham with wife, Jelena, and daughters, Elle and Lola.



NIKLAS KRONWALL

Advisor to the General Manager

Niklas Kronwall announced his retirement from the National Hockey League on Sept. 3, 2019, and is in his second season with the Red Wings front office after beginning in 2019-20 as advisor to the general manager. Kronwall works closely with all areas of Detroit's hockey operations staff, offering insight an analysis gained through his decorated 15-season NHL career.

Kronwall, 39, played all of his 953 NHL games with the Red Wings since making his NHL debut in 2003-04. He finished his career third in

franchise history in games played by a defenseman (and ninth overall) and fourth in points, trailing only Nicklas Lidstrom, Reed Larson and Red Kelly. Since his first full-time NHL campaign in 2006-07, Kronwall never finished lower than third in points by a Red Wings defenseman, and he led the team's blueliners in scoring on five occasions.

Kronwall's on-ice accolades are highlighted by a 2008 Stanley Cup championship, in which he most frequently paired with Brad Stuart as part of a formidable top-four which included Lidstrom and Brian Rafalski. The Stockholm, Sweden, native also joined the exclusive "Triple Gold Club" with the championship in 2008, to go along with gold medals at the 2006 Olympics and IIHF World Championship. Kronwall and his wife make their home in Metro Detroit and have two sons.



MARK HOWE

Director of Pro Scouting

Mark Howe enters his 26th year as part of Detroit's front office and his 29th season overall with the organization. After ending his professional hockey career on September 28, 1995, Howe joined the Red Wings front office as an assistant to the hockey operations department. In that capacity he began scouting the International Hockey League and American Hockey League. His energies, however, were primarily focused on preparing promising young defensemen within the organization for the National Hockey League at the club's minor-league affiliates.

Howe has his name engraved on the Stanley Cup four times. He was a pro scout for Detroit's championship runs in 1997, '98 and '02 and was in his current role as the club's director of pro scouting for the Red Wings' last title in 2008. Mark has repeated Howe family history as his father, Gordie, won a total of four Stanley Cup titles during his playing career with the Red Wings (1950, '52, '54 and '55).

Playing first in the World Hockey Association and then in the NHL, Howe finished his career as the second-highest scoring defenseman in professional hockey with 1,246 points (1976-545A-742P in 929 NHL games; 208G-296A-504P in 426 WHA games). Howe played three seasons with the Hartford Whalers and 10 with the Philadelphia Flyers, before returning to his hometown Detroit, inking a free-agent deal with the Red Wings on July 8, 1992. He finished his playing career in the Motor City, appearing in 122 regular-season games and collecting eight goals and 64 points.

Howe was a First Team NHL All-Star defenseman in 1983, '86 and '87. In 1985-86, he led the league with a +85 rating, and followed with a +57 rating to pace all NHL defensemen in 1986-87. He was runner-up for the Norris Trophy in both 1986 and 1987, and was selected to five NHL All-Star Games (1981, '83, '85, '86 and '88). For all of his incredible achievements on the ice, Mark was inducted into the National Hockey League Hall of Fame in the player category on November 14, 2011, in Toronto.

Mark currently resides in New Jersey and has three children: Travis, Nolan and Azia.



KRIS DRAPER

Director of Amateur Scouting

Kris Draper enters his 10th season in the Red Wings' front office and his 27th year overall with the organization. Draper was named Detroit's director of amateur scouting prior to the 2019-20 season after working the previous eight seasons as assistant to the general manager. Draper's expanded role has him oversee the franchise's amateur scouting department, run the NHL Entry Draft and assist the Red Wings' management team in various hockey operations decisions.

Since retiring after the 2010-11 season, Draper began working closely with Detroit's hockey operations department as assistant to the general manager, in which he provided player evaluations at both the professional and amateur levels and input regarding potential trades and free agent signings.

Draper announced his retirement as a player in July 2011 after 20 seasons in the National Hockey League. He was originally a third-round pick (62nd overall) of the Winnipeg Jets in the 1989 NHL Entry Draft. Draper played 20 games over three seasons in Winnipeg before the Jets dealt him to Detroit on June 30, 1993, in exchange for future considerations.

Draper spent the next 17 seasons in the Motor City. He became a fixture in Detroit's lineup during the 1993-94 season and played center on what became known as the 'Grind Line'

with Kirk Maltby, and at different times, Darren McCarty and Joe Kocur. They formed one of the most revered lines in Red Wings history and played an integral role in helping Detroit end a 42-year drought by capturing the 1997 Stanley Cup with a sweep of the Philadelphia Flyers. Draper was also part of championship runs by the Red Wings in 1998, 2002 and 2008. He joined Nicklas Lidstrom, Tomas Holmstrom, Kirk Maltby and Darren McCarty as the only players to hoist the Cup in each of Detroit's last four championship seasons.

The Toronto, Ontario, native enjoyed his best statistical season in 2003-04. He registered career-highs with 24 goals, 40 points and five shorthanded goals in just 67 games. Despite the jump in his offensive production, Draper's defensive responsibilities never wavered and he was rewarded with the 2004 Frank J. Selke Trophy as the NHL's top defensive forward.

Recognized throughout his career as one of the top penalty killers and face-off men in the NHL, Draper also played a vital role by checking the top lines of opponents and wearing down opposing defenses with his speed and tenacity. He became the fifth player in team history to play 1,000 games in a Red Wings sweater, joining Gordie Howe, Alex Delvecchio, Steve Yzerman and Nicklas Lidstrom. Draper never missed the playoffs during his 17 seasons in Detroit and appeared in 220 postseason games for the Red Wings, second in club history behind only Nicklas Lidstrom (263).

Kris and his wife, Julie, have two daughters, Kennedy and Karmryn, and a son, Kienan. The Drapers reside in Bloomfield Hills.

DETROIT RED WINGS COACHING STAFF



JEFF BLASHILL

Head Coach

Jeff Blashill enters his sixth season as head coach of the Red Wings. The 46-year-old has accumulated nine seasons with the organization, spending the 2011-12 campaign as an assistant coach for Detroit before serving as head coach of the Grand Rapids Griffins, Detroit's American Hockey League affiliate, from 2012-15. After leading the Griffins to three of the most successful campaigns in the franchise's history, he ascended to his current role on June 9, 2015.

Over his first five seasons as head coach for Detroit, Blashill has overseen a transitional period for the organization, and his previous accolades at the college and minor-league level has aided the Red Wings in developing high draft picks into everyday NHL players. Among the players who have worked their way up the depth chart during Blashill's tenure are Dylan Larkin, Anthony Mantha, Tyler Bertuzzi and Filip Hronek.

In his first season with the Red Wings, Blashill guided the club to its 25th consecutive postseason appearance, extending a streak that finished as the third-longest in NHL history. Blashill posted the sixth-best winning percentage (0.567) of any first-year head coach in Red Wings history. Through four seasons with the team, Blashill's head coaching record stands at 136-145-47.

Blashill was also tabbed as head coach of the United States at the IIHF World Championship in three-straight seasons from 2017-2019. At the 2017 event, jointly held in Paris, France, and Cologne, Germany, Blashill guided a roster that included current Red Wings Dylan Larkin and Danny DeKeyser to a 6-1 record through group play, though the team fell to Finland in the quarterfinals. The following year, the United States was again 6-1 in group play and defeated Canada for the second time in the tournament during the bronze medal game, marking just the fifth time in the history of the tournament that Team USA has come away with a medal.

Blashill previously had experience with USA Hockey at the 2006 Ivan Hlinka Memorial Tournament (silver medal), 2009 World Junior A Challenge (gold medal) and 2009 IIHF World Junior Championship (fifth place).

Blashill is the 27th coach in franchise history, the first American to lead the Red Wings and just the third Michigan native to coach any major Detroit sports team, joining Steve Mariucci (Detroit Lions, 2003-05) and Dave DeBusschere (Detroit Pistons, 1964-67).

Blashill's time in Grand Rapids was highlighted by a 2012-13 campaign that saw Grand Rapids capture a regular-season Midwest Division title and eventually the first Calder Cup championship in the franchise's 17-year history. In 2014-15, the Griffins won the Midwest Division after reaching 100 points for the first time during Blashill's tenure with a 46-22-6-2 (W-L-OTL-SOL)

record over the AHL's 76-game slate. The club advanced to the Western Conference Final for the second time in three seasons before falling to the Utica Comets in six games. In the 80-year history of the American Hockey League, no team played more playoff games (50) than the Griffins did during Blashill's run as head coach.

Born in Detroit and raised in Sault Ste. Marie, Mich., Blashill won the Louis A. R. Pieri Memorial Award as the AHL's most outstanding coach in 2013-14 and was named head coach for the 2014 AHL All-Star Classic. In his three seasons with Grand Rapids, he compiled a 134-71-12-11 regular-season record and a 29-21 mark in the postseason, winning seven of nine total playoff series. He was the first coach in Griffins history to qualify for the playoffs in three consecutive seasons, leading the team to 92 points or better each year. Not including players who went to Grand Rapids on conditioning stints, 35 players who skated for the Griffins over his three seasons went on to play at least one NHL game.

Blashill joined the Red Wings' organization after one season as the head coach at Western Michigan University in 2010-11, where he doubled the Broncos win total from the previous season and led the school to its first appearance in the CCHA Championship game since 1986. He finished as a finalist for CCHA Coach of the Year, and was named National Coach of the Year by College Hockey News, Inside College Hockey and USCHO.com. Blashill made his head coaching debut with the United States Hockey League's Indiana Ice, compiling a 72-43-5 mark as head coach and general manager from 2008-10. The Ice earned a franchise-record 39 wins in 2008-09 and won the Clark Cup as champions of the USHL. He also developed nine players that played in the NHL or were selected in the NHL Entry Draft.

He began his coaching career with four seasons as an assistant coach for Ferris State University from 1998-02, followed by six seasons in the same role with Miami University in which the RedHawks qualified for the NCAA tournament four times. While overseeing the RedHawks' recruiting efforts, he brought in three Hobey Baker Finalists, six NCAA All-Americans and 11 first- or second-team All-CCHA players.

A goaltender in his playing days, Blashill spent his collegiate career at Ferris State and was the Bulldogs' Rookie of the Year in 1994-95, earned a spot on the CCHA All-Academic Team in 1996-97 and won FSU's President's Award in three consecutive years for having the highest grade-point-average on the Bulldogs. In 78 games over his four seasons in Big Rapids, he held a 27-36-5 record with two shutouts. He previously spent three seasons with the USHL's Des Moines Buccaneers, helping the team to a Clark Cup championship in 1992. He is one of two people in league history to win the Clark Cup as both a player and head coach.

Jeff and his wife, Erica, reside in Plymouth with three children: Teddy, Josie and Owen.

DETROIT RED WINGS COACHING STAFF



DAN BYLSMA

Assistant Coach

Dan Bylsma begins his third season with the Red Wings, joining the coaching staff after working as an assistant coach alongside head coach Jeff Blashill on the United States' coaching staff at the 2018 IIHF World Championship in Copenhagen and Herning, Denmark, where the Americans

took home a bronze medal. Bylsma is a 2009 Stanley Cup champion and 2011 Jack Adams Award recipient.

Bylsma's previous coaching experience came most recently with the Buffalo Sabres, where he spent two seasons as head coach from 2015-17. In Bylsma's first year in western New York, he helped the Sabres better their win total from 23 to 35, increase their goals for from 161 to 201, decrease their goals against from 274 to 222 and improve power play and penalty kill which each ranked last in the NHL in 2014-15 to 12th and ninth, respectively, in 2015-16. After parting ways with the Sabres, he spent the 2017-18 season away from coaching until his stint with USA Hockey but was a regular contributor on NHL Network.

Prior to his time in Buffalo, Bylsma served as head coach of the Pittsburgh Penguins from 2008-14, compiling a 252-117-32 mark over 401 regular-season games and a 43-35 record in 78 NHL playoff games. After taking over as Pittsburgh's head coach during the 2008-09, earning a promotion from the AHL's Wilkes-Barre/Scranton Penguins, Bylsma guided the club to an 18-3-4 regular-season finish en route to defeating the Red Wings in the

2009 Stanley Cup Final. Pittsburgh won three division championships under Bylsma, reaching 100-or-more regular-season points each season (except for the NHL's shortened 48-game season in 2012-13). In 2011, Bylsma won the Jack Adams Award as the NHL's top coach. In total, the 49-year-old is 320-190-55 as an NHL head coach.

The Grand Haven, Mich., native started his coaching career in 2004-05 as an assistant coach for the AHL's Cincinnati Mighty Ducks, prior to moving on to work in the same role with the New York Islanders in 2005-06. Bylsma joined the Pittsburgh organization in 2006-07, serving two seasons as an assistant with Wilkes-Barre/Scranton (2006-08) before he was elevated to head coach to begin the 2008-09 season. He also has additional international experience with USA Hockey, serving as head coach for the 2014 Winter Olympics in Sochi, Russia, and winning his first bronze medal at the 2015 IIHF World Championship in Prague and Ostrava, Czech Republic.

As a player, Bylsma appeared in 429 NHL games with the Los Angeles Kings and Anaheim Mighty Ducks between 1995-04, picking up 62 points (19-43-62) and 184 penalty minutes. He logged 840 games as a professional, including his 95 games in the AHL with the Rochester Americans, Albany River Rats, Moncton Hawks, Lowell Lock Monsters and Cincinnati Mighty Ducks; 85 games in the ECHL for the Greensboro Monarchs; and 231 games in the International Hockey League with the Phoenix Roadrunners and Long Beach Ice Dogs, in a playing career that spanned 1992-04. Bylsma graduated from Bowling Green State University in 1992 with a degree in accounting and played four seasons on the hockey team, where he was a two-time CCHA All-Academic Team member.

Bylsma and his wife, Mary Beth, have one son, Bryan.



DOUG HOUDA

Assistant Coach

Doug Houda is in his fifth season on the Detroit Red Wings bench, joining the organization as an assistant coach following 10 seasons in the same role with the Boston Bruins. A former defenseman for the Red Wings from 1985-91 and 1998-99, Houda officially joined the team's coaching staff on May 10, 2016.

Houda, 53, helped the Bruins make the playoffs in seven consecutive seasons (2007-14) and win four division titles (2009, 2011 and 2012 Northeast, 2014 Atlantic), two regular-season Eastern Conference championships (2009 and 2014) and one Presidents' Trophy after accumulating 117 points (54-19-9) during the 2013-14 campaign. The Bruins also won the Prince of Wales Trophy as Eastern Conference champions in 2011 and 2013 and captured the organization's sixth Stanley Cup championship in 2011.

During Houda's tenure with the club, the Bruins compiled a 428-264-94 record, seventh-best in the NHL over that span. Boston's 57 playoff wins over the same duration are fourth-most in the league, trailing only Chicago (76), Detroit (66) and Pittsburgh (66). Houda also spent three seasons as an assistant coach in the American Hockey League with the Rochester Americans from 2003-06. The Amers compiled a 125-86-16-13 record in the span and held the league's best record in 2004-05 at 51-19-4-6 (112 points).

A native of Blairmore, Alberta, Houda was originally drafted by the Red

Wings in the second round (28th overall) of the 1984 NHL Entry Draft. The former defenseman spent his junior career with the Western Hockey League's Calgary Wranglers and Medicine Hat Tigers, accumulating 184 points (44-140-184) and 618 penalty minutes in 259 games played from 1981-86. Houda made his professional debut in 1984-85 after skating in seven postseason games with the International Hockey League's Kalamazoo Wings and made his NHL debut the following season by appearing in six games for the Red Wings.

Houda spent parts of six NHL seasons in Detroit, totaling 31 points (5-26-31) and 251 penalty minutes in 172 games with the team from 1985-91 and in 1998-99 after being reacquired by the Red Wings from Anaheim. Houda played 561 NHL games with the Red Wings, Hartford Whalers, Los Angeles Kings, Buffalo Sabres, New York Islanders and Anaheim Mighty Ducks between 1985-03, recording 82 points (19-63-82) and 1,104 penalty minutes. He also appeared in 18 NHL playoff games, including six with the Red Wings, picking up three points (0-3-3) and 21 penalty minutes.

Houda logged more than 1,000 professional games during his 17-season playing career, as he also skated in 553 American Hockey League and International Hockey League games with the Adirondack Red Wings, Rochester Americans and Utah Grizzlies, notching 238 points (55-183-238) and 1,191 penalty minutes. An AHL First-Team All-Star with Adirondack in 1987-88, Houda also captured a Calder Cup championship during his time in the AHL with Rochester in 1995-96. He spent his final four seasons in Rochester from 1999-03 before moving to an assistant coaching role in 2003-04.

Houda and his wife, Shelly, have two children: son Kris and daughter Toni.



JEFF SALAJKO

Goaltending Coach

Jeff Salajko is in his fifth season as the Detroit Red Wings' goaltending coach. Salajko was promoted prior his current position after spending three seasons as the goaltending development coach for the American Hockey League's Grand Rapids Griffins from 2013-16.

Salajko, 45, joined the Griffins during the 2013-14 campaign. Under his watch, the Griffins had one of the AHL's top goaltending tandems in 2015-16, with two goaltenders finishing top-10 in both goals-against average (Tom McCollum, 9th; Jared Coreau, 10th) and save percentage (McCollum, 3rd; Coreau, 4th). Prior to his time in Grand Rapids, Salajko spent three seasons as an assistant coach at Ohio State University (2008-11), focusing on goaltender

development, one season as an assistant coach for the Ohio Blue Jackets' junior teams (2011-12) and one season as goaltending coach for Ohio State's women's ice hockey club (2013-14).

The Kitchener, Ontario, native was originally a 10th-round pick (236th overall) of the San Jose Sharks in the 1993 NHL Entry Draft and enjoyed an eight-season professional playing career, seeing action with 11 different teams in four leagues. Salajko suited up for the AHL's Portland Pirates and Manitoba Moose (who he also represented in the IHL), the IHL's Indianapolis Ice and Kansas City Blades, the ECHL's Columbus Chill, Arkansas RiverBlades, Reading Royals, Peoria Rivermen and Charlotte Checkers, and he had brief stints with the CHL's Wichita Thunder and ACHL's Jacksonville Barracudas before retiring prior to the 2003-04 season. He compiled a 148-125-31 record and 12 shutouts over his 323-game pro career.



LJ SCARPACE

Video Coach

LJ Scarpace is in his second season as the Red Wings video coach, joining the organization in 2019-20. Scarpace previously worked two seasons in the same role from 2017-19 with the Carolina Hurricanes, who enjoyed a run to the Eastern Conference Final in 2019-20. As video coach, Scarpace is responsible for categorizing game film into clips used by the coaching staff for team meetings, pre-game scouting reports and practices and communicates with the bench coaches from the coaches' office during games regarding in-game adjustments or potential

video reviews.

Scarpace, 44, previously worked 13 seasons at the University of Michigan from 2004-17 under longtime head coach Red Berenson. Scarpace served as the team's video coordinator from 2004-14 and spent his last three seasons with the school as director of player development from 2014-17. A native of Dearborn, Mich., Scarpace also played for the Wolverines as a goaltender, posting a 6-2-0 record and 1.94 goals-against average in 15 appearances for the university from 1999-01.

Prior to his time in Ann Arbor, Scarpace logged two seasons in the United States Hockey League with the Omaha Lancers and Fargo-Moorhead Bears and attended Western Michigan University from 1996-98.



JEFF WEINTRAUB

Assistant Video Coach

Jeff Weintraub is in his fourth season with the Red Wings in 2020-21, working with the coaching staff as assistant video coach. In his role, Weintraub works closely with LJ Scarpace, the Red Wings' video coach whom he also worked alongside at the University of Michigan, and is responsible for editing game film

used by the coaching staff, recording practices and organizing practice plans. He also logs clips during games and operates the team's video review system.

The Ann Arbor, Mich., resident joined the Red Wings after serving as the Green Bay Gamblers video coach in 2015-16 and 2016-17. He previously worked in a similar capacity with the University of Michigan during the 2014-15 season. He also attended the school and graduated in 2012 with a double major in political science and history.

DETROIT RED WINGS SCOUTING STAFF

PRO SCOUTS



MARK HOWE
Director of
Pro Scouting



BRUCE HARALSON
Pro Scout



KIRK MALTBY
Pro Scout



KYLE MacKINNON
Pro Scout



CHRIS YZERMAN
Pro Scout

AMATEUR SCOUTS



KRIS DRAPER
Director of
Amateur Scouting



RYAN REZMIERSKI
Chief Amateur Scout



JESSE WALLIN
Chief Amateur Scout



KELLY HARPER
Amateur Scout



BRENDAN FLEMMING
Amateur Scout



MARK MULLEN
Amateur Scout



ROSS YATES
Amateur Scout



ROB RASSEY
Amateur Scout



BYRCE THOMA
Amateur Scout



KEVIN GIBSON
Amateur Scout



MARTY STEIN
Amateur Scout



PHIL OSAER
Head of Goaltender
Scouting and Development

EUROPEAN SCOUTS



HAKAN ANDERSSON
Director of
European Scouting



VLADIMIR HAVLUJ
European Scout



NIKOLAI VAKOUROV
European Scout



ANTONIN ROUTA
European Scout



THOMAS CARLSSON
European Scout

TRAINING, EQUIPMENT & MEDICAL STAFF



MIKE BARWIS
Director of Sports
Science and Human
Performance



PIET VAN ZANT
Athletic Trainer



RUSS BAUMANN
Assistant
Athletic Trainer



LISA MCDOWELL
Team Dietitian



TONY COLUCCI, D.O.
Team Medical
Director



DOUGLAS G. PLAGENS, M.D.
Team Physician



DONALD W. WEAVER, M.D.
Team Physician



DR. JEFFREY BOOGEN
Team Dentist



DR. RANDY FREIJ
Team Dentist



MARC GRAY
Team Chiropractor



PAUL BOYER
Equipment
Manager



JOHN REMEJES
Assistant
Equipment Manager



BRADY MUNGER
Assistant
Equipment Manager

MIKE BARWIS is the director of sports science and human performance for the Detroit Red Wings. The founder and CEO of the BARWIS companies and charities, Mike also serves as the senior advisor of sports performance for the New York Mets. Mike has been recognized as one of the most influential strength coaches of all time, having worked with professional and Olympic athletes in over 40 sporting events. Prior to BARWIS, Mike was the director of strength and conditioning for both the University of Michigan and West Virginia University and was the star of Discovery Channel's international-hit reality show American Muscle. He's been featured in hundreds of journals, magazines, and news channels and has also advised Fortune 100, federal-, and state-government organizations on various topics such as health and nutrition, strength and conditioning, sports science and physiology. He wrote and taught the graduate curriculum on physiology as an adjunct professor at West Virginia.

PIET VAN ZANT is entering his 19th season as head athletic trainer and 27th overall with the organization. He joined the Red Wings' staff as an assistant athletic trainer for the 1999-00 season after spending six years with Detroit's AHL franchise in Glens Falls, N.Y. Van Zant was selected to work the 2019 NHL All-Star Game in San Jose and also worked the 2019 IIHF World Championship. Van Zant received a bachelor's degree in athletic training from Central Michigan University in 1993. Piet and his wife, Missy, reside in suburban Detroit with their four children Jared, Dylan, Mikayla and McKenna.

RUSS BAUMANN enters his 19th season with the Red Wings as the club's assistant athletic therapist. The Livonia native graduated from Central Michigan University with a bachelor's degree in athletic training in 1993 and his Master's in physical therapy from Wayne State University in 1999. Russ and his wife, Jennifer, reside in suburban Detroit with their son, Blake, and daughter, Hailey.

PAUL BOYER enters his 27th season as equipment manager after joining the Wings for the 1994-95 season following one season with the New Jersey Devils. A native of Sault Ste. Marie, Ontario, Boyer earned a bachelor of science degree from Lake Superior State University, then spent five years as the school's hockey trainer before heading to the National Hockey League. Boyer was selected to work the 2002 NHL All-Star Game in Los Angeles. He served seven years as president of the Society of Professional Hockey Equipment Managers (SPHEM). Prior to being named president of SPEHM, Boyer was secretary for four terms. Paul and his wife, Helen, have three children and reside in Grosse Pointe.

JOHN REMEJES enters his 12th season as an assistant equipment manager of the Red Wings. The Mt. Clemens native was part of the game night staff for 14 years, beginning as a stick boy for visiting teams at age 16, prior to his first year as a full-time assistant equipment manager in 2008-09. John attended Central Michigan University and Alma College.

BRADY MUNGER begins his fifth season as an assistant equipment manager for the Red Wings, joining the organization from Major League Baseball's Detroit Tigers, where he served in a similar capacity for parts of four seasons in addition to working with the Tigers' minor-league affiliates. Brady was a sport management major at Bowling Green State University and worked as an equipment manager for the men's hockey team for three seasons. He currently resides in metro Detroit with wife Marissa.

The Red Wings' team dietitian is **LISA MCDOWELL, MS, RD, CSSD** (10th season). The Red Wings' medical staff consists of the club's medical director, **TONY COLUCCI, D.O.** (30th year), team physicians **DOUGLAS G. PLAGENS, M.D.** (16th year) and **DONALD W. WEAVER, M.D.** (16th year), team dentists **JEFFREY BOOGEN, D.D.S.** (12th year) and **RANDY FREIJ, D.D.S.** (12th year) and team chiropractor **MARC GRAY** (5th season).

FOX SPORTS DETROIT

All 56 Detroit Red Wings regular-season games will be carried live on both radio and television. FOX Sports Detroit continues to be the television partner of the Red Wings by airing 49 regular-season contests and all first round playoff games not designated as exclusive national broadcasts. Detroit will also be featured exclusively on NBC or NBCSN broadcasts seven times in 2020-21.

Ken Daniels and former Red Wings forward, Mickey Redmond, return as the Red Wings' TV announce crew with former Red Wings goaltender and three-time Stanley Cup champion Chris Osgood or Larry Murphy rotating in for Redmond during select road games.

KEN DANIELS enters his 24th season as the Red Wings' television play-by-play announcer, joining the team from Hockey Night in Canada, where he handled play-by-play duties and hosted segments with Don Cherry on Coach's Corner.

While working for CBC, Daniels' diverse sports experience included hosting stints for CBC Sports Weekend and the Indy Car World Series, as well as Formula One Grand Prix coverage and Toronto Blue Jays baseball. Daniels' broadcast resume also includes two Olympic Games (1996 Atlanta and 1988 Seoul) where he covered a wide range of sports including cycling, baseball, canoeing, kayaking, tennis and judo. In addition to his numerous television assignments for CBC, Daniels was also the voice of morning sports for Toronto's all-sports radio station, The Fan 590, for eight years.

Ken won a Michigan Emmy in 2006 when he called a Red Wings-Ottawa Senators game from between the benches at Joe Louis Arena. In 2011, he was named the winner of the Detroit Sports Broadcasters Association's Ty Tyson Award for broadcast excellence. In 2017, Ken became an author, telling his life and

broadcasting story in "If These Walls Could Talk - Detroit Red Wings."

Ken's son Jamie had often joked, that dad needed a "summer job." Unfortunately, he gave him one. Ken is co-founder of the Jamie Daniels Foundation, (www.jamiedanielsfoundation.org), dedicated to ending the shame and stigma that surrounds drug addiction, and building a long-term safe sober living home in southeast Michigan.

Ken is working in tandem with 'The Children's Foundation,' in his awareness efforts and recently the Jamie Daniels Foundation wrote a \$30,000 grant to MSJ to aid their recovery housing effort. Jamie died in Florida at 23, on December 7, 2016. The family, including Jamie's sister Arlyn contends, "it's not the years in the life, but the life in the years."

MICKY REDMOND has 42 years of broadcasting experience and serves as color analyst on Red Wings television broadcasts. Redmond is a highly-regarded analyst whose broadcast resume includes work on nationally-televised games for FOX Sports, ESPN (including ESPN International broadcasts of the 1997 and 1998 Stanley Cup Finals) and CBC's Hockey Night In Canada. During the 2001 Stanley Cup Playoffs, Redmond worked with ABC as the rinkside reporter for the Detroit broadcasts.

Mickey twice was a 50-goal scorer in five full seasons with Detroit after being acquired from Montréal with Guy Charron and Bill Collins for Frank Mahovlich in January, 1971. He scored 52 goals and made the NHL's First All-Star Team in 1973, then netted 51 the next season to earn a Second-Team berth. He had 233 goals and 195 assists in 538 regular-season games in nine NHL seasons with Montréal and Detroit.

97.1 FM THE TICKET

97.1 FM The Ticket (along with WXYT AM 1270) begins its 20th year as the flagship radio station of the Red Wings and will broadcast all of Detroit's regular-season and playoff games.

The radio team of play-by-play announcer Ken Kal and analyst Paul Woods return for their 26th season together behind the microphone of the Wings' flagship station.

KEN KAL begins his 26th season as the radio play-by-play man for the Red Wings. Prior to joining the Detroit organization, Kal handled the play-by-play duties for University of Michigan hockey for 11 years on Ann Arbor AM stations - seven on WTKA after the first four on WAAM, during which time he also covered the Red Wings as a reporter. Born and raised in the city of Detroit, Kal began his radio career immediately following graduation from Wayne State University in 1979 with his first job at WAAM, handling sports and working as an on-air personality.

In addition to his broadcast duties, Kal represents the Red Wings in the community by visiting schools or business groups and hosting a variety of team events. Rounding out his admin-

istrative duties, Ken also works with the broadcast department to expand the Red Wings radio network and maintain affiliate relations. Kal received the DSB's Ty Tyson Award for broadcast excellence in 2007 and has been honored by Hour Detroit Magazine in 2015 and 2016 for best play-by-play in Detroit. He is also a board member of the National Polish-American Sports Hall of Fame. Ken and his wife, Darlene, reside in St. Clair Shores and enjoy boating and traveling.

PAUL WOODS is back for his 34th season as color analyst for the Red Wings, a career which began shortly after the conclusion of his playing days in the NHL. A native of Hespeler, Ontario, Woods was drafted by Montréal in 1975. He never played for the Canadiens, but was obtained by Detroit in the 1977 waiver draft. His seven-year stint with the Red Wings began in 1977-78 and ended after the 1983-84 season. A former captain for Detroit, he finished his NHL career with 72 goals and 124 assists in 501 regular-season games.

RED WINGS ON THE AIR (RADIO & TV)



PAUL WOODS & KEN KAL
97.1 FM Analyst and 97.1 FM Play-by-Play



MICKEY REDMOND & KEN DANIELS
Television Analyst and Television Play-by-Play



CHRIS OSGOOD
Television Analyst



JOHN KEATING
Pre-Game Host/
Reporter



TREVOR THOMPSON
Post-Game Host/
Reporter



JIMMY POWERS
Program Director
97.1 The Ticket-WXYT



JEFF BYLE
Executive Producer
FOX Sports Detroit

DETROIT RED WINGS NETWORK AFFILIATES

Covering the entire state of Michigan and beyond...

| CITY | STATION | FREQUENCY | CITY | STATION | FREQUENCY |
|----------------|-------------|------------------------------|------------------|---------|-----------|
| DETROIT | WXYT | 97.1 FM / 1270 FM | Lansing | WVFN | 730 AM |
| Alpena | WRGZ | 96.7 FM | London, ONT | CJBK | 1290 AM |
| Ann Arbor | WTKA | 1050 AM | Ludington | WWKR | 94.1 FM |
| Big Rapids | WBRN | 95.1 FM / 107.7 FM / 1460 AM | Mackinaw City | WYPV | 94.5 FM |
| Cadillac | WWMN | 106.3 FM | Manistee | WMLQ | 97.7 FM |
| Charlevoix | WYPV | 94.5 FM | Marquette | WUPZ | 94.9 FM |
| Cheboygan | WCBY | 1240 AM | Muskegon | WMRR | 101.7 FM |
| Escanaba | WCHT | 600 AM | Muskegon | WMAX | 96.1 FM* |
| Grand Rapids | WTKG | 1230 AM | Newberry | WNBY | 1450 AM |
| Grand Rapids | WMAX | 96.1 FM* | Petoskey | WJML | 1110 AM |
| Grayling | WGRY | 101.1 FM | Port Huron | WPHM | 1380 AM |
| Holland | WHTC | 1450 AM | Rogers City | WRGZ | 96.7 FM |
| Houghton | WCCY | 1400 AM | Saginaw | WSGW | 790 AM |
| Houghton | WCCY | 99.3 FM | Sault Ste. Marie | WSOO | 1230 AM |
| Jackson | WKHM | 970 AM | St. Ignace | WZ64CF | 100.7 FM |
| Kalamazoo | WQLR | 1660 AM | Traverse City | WWMN | 106.3 FM |

*WHEN NO OTHER SPORTS CONFLICTS | AFFILIATE STATIONS ARE SUBJECT TO CHANGE

GAME STAFF

| | |
|---|---|
| Public Address Announcer | ERICH FREINY |
| Vice President of Broadcasting | PETER SKORICH |
| Broadcast Facilities..... | ERIC ANGOTT |
| Broadcast Crewing..... | JAMIE BARTLETT |
| Minister of Statistics and Research | GREG INNIS |
| Game Night Staff Coordinator..... | GARY HINDS |
| Press Box Volunteers | JASON BLADES, LARRY KOSIBA, CHIP MOLITOR, JIM OMILIAN, MATT PAVELICH, CHRIS SNYDER, PAUL VOCKLER |
| Red Wings' Dressing Room Attendant..... | RICK SZUBER |
| Visitors' Dressing Room Attendants | DYLAN VAN ZANT |

NHL OFF-ICE OFFICIALS

| | |
|--|--|
| Supervisor & Penalty Timekeeper | MIKE HARGRAVES |
| Scoring System Manager | MIKE BLAIR |
| Game Timekeeper | PHIL BLAIN |
| Official Scorer | BOB DALLOS |
| Penalty Box Attendants | DOUG FLEES, STEVE HOSMER, JACK MACROBERT |
| H.I.T.S. Scoring Officials | STEVE BERRIMAN, DAN HALL, GREG HAMES, PAUL KOLINSKI, TOM MALLON, MARK REVESZ, BILL WILLIAMS |
| Official Scorer Video Replay Officials | KEVIN HALL, DENNIS PARISH |
| Commercial Coordinators | CHIP MOLITOR, JOHN VIECELI |
| Video Replay Technicians | REGAN PALLAS, ROB RANCOUR |
| Arena Technical Coordinators | CHUCK FEEDMAN, TIM HALL, GERI HAMES, JASON KING, KEN OLARI |
| In Arena League Spotter | KEITH JUNGQUIST, MIKE MONDALEK |



2021 DETROIT RED WINGS
ROSTER





45 JONATHAN BERNIER

6-0 • 185 lbs. • Goaltender • Catches Left
Born: Laval, Quebec – August 7, 1988
Last Amateur Club: Lewiston MAINEiacs (QMJHL)

BECAME A RED WING: Signed as a free agent on July 1, 2018

CAREER

Entering his 11th full NHL season and third with the Red Wings...2012 Stanley Cup champion with the Los Angeles Kings...2010 Aldege (Baz) Bastien Memorial Award as AHL's top goaltender...2010 AHL First-Team All-Star...2010 AHL All-Star...2007 QMJHL champion and Playoff Most Valuable Player (Guy Lafleur Trophy) with the Lewiston MAINEiacs...2007 CHL Second All-Star Team and QMJHL Second All-Star Team...2006 CHL Top Prospect Game...2013 Spengler Cup champion with Canada...2008 IIHF World Junior Championship gold medal and 2006 IIHF World Under-18 Championship All-Star Team...Totaled 288 NHL games with Los Angeles, Toronto, Anaheim and Colorado prior to signing with Detroit...Originally a first-round pick (11th overall) of the Kings in the 2006 NHL Entry Draft.

BY SEASON

2019-20: Played in 46 games with Detroit, marking his heaviest workload in net since 2014-15 and his third-most appearances in a season...Posted a 15-22-3 record, 2.95 goals-against average, 0.907 save percentage and one shutout, leading Detroit in each goaltending category...Won his first two starts of the season, 10/6-10/10...Helped

CAREER STATS VS. NHL

| TEAM | GP | W | L | OTL | SA | GA | SV | SV% | GAA | MIN | SO |
|--------------|------------|------------|------------|-----------|--------------|------------|-------------|-------------|-------------|--------------|-----------|
| ANA | 13 | 9 | 2 | 2 | 384 | 26 | 358 | .932 | 2.01 | 776 | 1 |
| ARI | 9 | 5 | 3 | 0 | 248 | 15 | 233 | .940 | 1.99 | 451 | 2 |
| BOS | 15 | 7 | 7 | 0 | 503 | 50 | 453 | .901 | 3.45 | 870 | 0 |
| BUF | 13 | 5 | 5 | 2 | 344 | 32 | 312 | .907 | 2.58 | 744 | 1 |
| CGY | 11 | 7 | 4 | 0 | 313 | 28 | 285 | .911 | 2.57 | 654 | 0 |
| CAR | 12 | 6 | 5 | 0 | 381 | 29 | 352 | .924 | 2.68 | 649 | 0 |
| CHI | 9 | 4 | 3 | 1 | 264 | 18 | 246 | .932 | 2.33 | 463 | 1 |
| COL | 7 | 1 | 3 | 2 | 200 | 17 | 183 | .915 | 2.53 | 403 | 0 |
| CBJ | 11 | 5 | 4 | 0 | 268 | 21 | 247 | .922 | 2.25 | 560 | 1 |
| DAL | 17 | 9 | 6 | 1 | 453 | 37 | 416 | .918 | 2.44 | 908 | 2 |
| DET | 14 | 6 | 3 | 2 | 362 | 31 | 331 | .914 | 2.58 | 720 | 1 |
| EDM | 9 | 5 | 4 | 0 | 270 | 26 | 244 | .904 | 3.21 | 485 | 1 |
| FLA | 10 | 3 | 6 | 0 | 213 | 26 | 286 | .917 | 2.97 | 525 | 0 |
| L.A. | 10 | 2 | 5 | 1 | 223 | 23 | 200 | .897 | 2.65 | 520 | 1 |
| MIN | 14 | 4 | 5 | 4 | 371 | 26 | 345 | .930 | 1.93 | 808 | 3 |
| MTL | 21 | 5 | 11 | 3 | 633 | 62 | 571 | .902 | 3.11 | 1196 | 0 |
| NSH | 15 | 9 | 4 | 0 | 371 | 32 | 339 | .914 | 2.43 | 790 | 2 |
| NJ | 12 | 5 | 6 | 1 | 364 | 32 | 332 | .912 | 2.69 | 713 | 0 |
| NYI | 16 | 5 | 7 | 4 | 521 | 50 | 471 | .904 | 3.16 | 949 | 0 |
| NYR | 12 | 4 | 5 | 2 | 357 | 30 | 327 | .916 | 2.74 | 656 | 0 |
| OTT | 12 | 5 | 5 | 1 | 371 | 29 | 342 | .922 | 2.59 | 671 | 1 |
| PHI | 13 | 4 | 5 | 1 | 343 | 36 | 307 | .895 | 3.81 | 566 | 0 |
| PIT | 13 | 2 | 7 | 2 | 418 | 35 | 383 | .916 | 3.01 | 696 | 0 |
| SJ | 17 | 8 | 6 | 1 | 516 | 44 | 472 | .915 | 2.89 | 912 | 1 |
| STL | 16 | 5 | 9 | 1 | 430 | 45 | 385 | .895 | 3.28 | 823 | 0 |
| TB | 12 | 5 | 5 | 2 | 395 | 33 | 362 | .916 | 2.75 | 720 | 0 |
| TOR | 6 | 3 | 0 | 1 | 168 | 16 | 152 | .905 | 3.19 | 300 | 0 |
| VAN | 9 | 4 | 4 | 1 | 294 | 24 | 270 | .918 | 2.69 | 535 | 0 |
| VGK | 1 | 1 | 0 | 0 | 19 | 2 | 17 | .895 | 2.00 | 59 | 0 |
| WSH | 11 | 4 | 7 | 0 | 282 | 33 | 249 | .883 | 3.20 | 619 | 0 |
| WPG | 10 | 5 | 2 | 3 | 263 | 23 | 240 | .913 | 2.60 | 531 | 0 |
| TOTAL | 370 | 152 | 148 | 38 | 10641 | 931 | 9710 | .913 | 2.75 | 20288 | 18 |

Detroit earn its first regulation win in Montreal since 12/4/07 with a 35-save effort on 10/10, which was also his first road win in Montreal (and second career win), which is close to his hometown of Laval, Quebec...Notched a season-best three-straight wins from 11/8-11/12...Became the second goalie in franchise history to record a multi-assist game, picking up two assists on 11/8 vs. Boston – marking his first career points with Detroit and the first goalie in the NHL to have a multi-point game since October 2016...Stopped a season-high 42-of-43 shots in his return appearance to Montreal on 12/14...Logged a 34-save shutout on 12/31 vs. San Jose...Played his 350th NHL game on 1/3 at Dallas...Ranked statistically as one

45 JONATHAN BERNIER

CONTINUED

of the best goalies in the NHL over a two-month stretch from 12/12-2/9, posting a 1.97 goals-against average (4th) and 0.940 save percentage (T2nd), both sitting among NHL leaders among goalies who made at least seven starts in that span...Turned aside 39-of-40 shots in a win on 2/9 vs. Boston

2018-19: Appeared in 35 games in his first season with the Red Wings...Logged a 9-18-5 record, 3.16 goals-against average, 0.904 save percentage and one shutout...Made his Red Wings debut against one of his former clubs, 10/8 at Los Angeles...Earned his first win with Detroit behind a 28-save performance on 10/28 vs. Dallas...Stopped a career-high and Red Wings season-high 49 shots in a win on 11/10 at Carolina...Made 38-or-more saves in three-straight starts, 11/3-11/10...Won his 300th NHL appearance on 12/6 at Toronto...Posted his first shutout with Detroit on 2/2 at Ottawa (35 saves)...Stopped 41-of-42 shots on 3/16 vs. NY Islanders...Later shared a shutout with Jimmy Howard on 3/29 vs. New Jersey...Missed the final four games of the season due to injury.

2017-18: Signed with the Avalanche as a free agent and appeared in 37 games with Colorado, stringing together a 19-13-3 record, 2.85 goals-against average, 0.913 save percentage and two shutouts...Debuted for the Avalanche on 10/7 at New Jersey and earned his first win of the season on 10/13 vs. Anaheim...Set a new career-high with a nine-game winning streak from 12/31-1/22, which was the second-longest in Colorado franchise history (Patrick Roy won 11-straight in 1998-99)...Started 11-straight games from 1/4-2/1, a career high...Set a franchise record with 10-straight home wins from 12/31-4/7...Made four appearances in Colorado's first-round playoff series loss to Nashville, with a 1-3 record, 3.87 goals-against average and 0.883 save percentage...Picked up his first career playoff win as a starter in Game 3 on 4/16 vs. Nashville.

2016-17: Joined his third NHL organization after an offseason trade from Toronto to Anaheim in exchange for a conditional 2017 draft pick (conditions not met)...Appeared in 38 games for the Ducks and owned a 21-7-4 record, 2.51 goals-against average and 0.915 save percentage, serving as the backup to John Gibson...Ranked fourth in the NHL with a 71.9 winning percentage, trailing only Pittsburgh's Matt Murray (73.9%), Washington's Braden Holtby (73.8%) and Chicago's Scott Darling (73.2%)...Made his Anaheim debut on 10/15 at Pittsburgh and picked up his first win on 11/6 vs. Calgary...Helped the Ducks reach the postseason by



posting a 12-1-2 record over his final 15 starts, including a career-best 13-game stretch in which he did not lose in regulation (11-0-2) from 3/7-4/9...Named the NHL's Second Star of the Week (March 6-12) after winning all three of his starts with a 1.62 goals-against average, 0.948 save percentage and one shutout...Set a personal best with a 125:41 scoreless streak from 3/7-3/12...Won his 100th NHL game on 3/9 at Chicago and matched a career best for saves in a shutout win (43, also done on 12/23/14 at Dallas)...Rattled off a career-best five-straight wins from 3/18-3/28...Appeared in four playoff games for Anaheim...Won his first NHL playoff game on 4/17 at Calgary in Game 3 of the First Round (16 saves in relief)...Made his first postseason start on 5/22 at Nashville in Game 6 of the Western Conference Final.

2015-16: Owned a 12-21-3 record, 2.88 goals-against average, 0.908 save percentage and three shutouts, which matched his career high (2010-11), in 38 games for Toronto...Lost his first 10 starts (0-9-1) of the season and battled injury in November...Began a conditioning stint with the AHL's Toronto Marlies on 12/2 and recorded three shutouts in four games, with a 3-0-1 record, 1.25 goals-against average and 0.948 save percentage...Returned to Toronto and won six-of-eight starts (6-2-0) from 12/19-1/6, with two shutouts in that span.

2014-15: Appeared in a career-high 58 games in his second season with the Maple Leafs and sported a 21-28-7 record, 2.87 goals-against average, 0.908 save percentage and two shutouts...Saw 40-or-more shots in 13 games and was 6-6-1 in such contests, although he was 3-1 when facing 45-or-more shots...Ran off four-straight wins from 12/6-12/16...Made a season-high 47 saves on 2/26 vs. Philadelphia, one save shy of his career best.

45 JONATHAN BERNIER

CONTINUED

2013-14: Was traded from Los Angeles to Toronto in the offseason in exchange for forward Matt Frattin, goaltender Ben Scrivens and a second-round pick in the 2015 NHL Entry Draft (later re-acquired by Toronto – Travis Dermott)... Appeared in 55 NHL games with the Maple Leafs in his first season as a starting goaltender, setting a career-high in wins with a 26-19-7 record, 2.70 goals-against average, 0.922 save percentage and one shutout...Ranked eighth in the NHL in save percentage...Won four of his first five starts in Toronto, 10/2-10/12...Made a career-high 48 saves on 12/5 vs. Dallas...Saw 40-or-more shots on 13 occasions and was 8-3-2 in such instances...Ran a season-high four-game win streak from 1/12-1/20 and seven-of-eight starts from 1/12-2/1 (7-1-0)...Reached 100 NHL games on 1/25 at Winnipeg...Missed five games (3/16-3/23) due to a groin injury and the team's final four games due to a knee injury.

2012-13: Played in 14 games with Los Angeles during the NHL's shortened 48-game season, earning a 9-3-1 record, 1.88 goals-against average and 0.922 save percentage, establishing career highs in the latter two categories... Did not lose a game in which he started until the final two games of the season, posting a 9-2-0 record from 2/2-4/4 in which his only two losses came in relief efforts...In the 12 games he started, he posted a 10-1-1 record with a 1.66 goals-against average and 0.930 save percentage...Made his NHL playoff debut by making nine saves in a relief effort on 6/2 at Chicago, during Game 2 of the Western Conference Final...Earned the Kings' nomination for the Bill Masterton Trophy for dedication to hockey...Also played 13 games for the Heilbronn Falcons in second-tier Germany during the NHL lockout, posting a 6-7 record, 2.57 goals-against average and one shutout.

2011-12: Won a Stanley Cup with the Kings in his second NHL season, again serving as backup to Jonathan Quick... Played in 16 regular-season games with a 5-6-2 record, 2.36 goals-against average, 0.908 save percentage and one shutout...Dressed for all 20 postseason games but did not see game action as the Kings won the franchise's first Stanley Cup championship.

2010-11: Made 22 starts and appeared in 25 games in his first full NHL season, serving as backup to Jonathan Quick with the Los Angeles Kings...Posted an 11-8-3 record, 2.48 goals-against average, 0.913 save percentage and three shutouts...Did not suffer a regulation loss in his final nine decisions of the season, a 6-0-3 run which included three shutouts from 2/1-3/29.



2009-10: Bested his first-year pro totals in all goaltending categories in his second season with Manchester, posting a 30-21-6 record, 2.03 goals-against average, 0.936 save percentage and nine shutouts in 58 games to win the Aldege "Baz" Bastin Memorial Award as the AHL's most outstanding goaltender...Was also named an AHL All-Star and to the AHL First All-Star Team...Paced the league in shutouts and save percentage and ranked second in goals-against average and third in wins...Also appeared in three NHL games with the Kings and posted a 3-0 record, 1.30 goals-against average and 0.957 save percentage...Registered his first NHL shutout with 34 saves on 3/30 at Nashville...Returned to the Monarchs for an extended postseason run in which he led AHL goaltenders in goals-against average (1.81), save percentage (0.939) and shutouts (3), alongside a 10-6 postseason record.

2008-09: Earned the starting job with Manchester as a first-year pro and posted a 23-24-4 record, 2.40 goals-against average, 0.914 save percentage and five shutouts in 54 games...Ranked among the AHL's goaltending leaders in games played (9th), goals-against average (9th), saves (1,311 – 9th) and shutouts (3rd)...Earned his first professional shutout on 11/22 at Lake Erie (27 saves).

2007-08: Saw action with four teams over four competitions, beginning the season in the NHL with the Los Angeles Kings before being returned to the QMJHL for a final season with Lewiston, appearing for Canada at the IIHF World Junior Championship and seeing game action with the AHL's Manchester Monarchs at the conclusion of the season...Started the Kings' season opener against the Anaheim Ducks in London, England, on 9/29 and made 25 saves in a 4-1 win...Totalled four NHL games with a

45 JONATHAN BERNIER

CONTINUED

1-3 record, 4.03 goals-against average and 0.864 save percentage before he was loaned to Lewiston...Compiled an 18-12-3 record, 2.73 goals-against average and 0.908 save percentage with the MAINEiacs, also appearing in six postseason games...Appeared in two games with the gold-medal winning Canadians at the WJC in Slovakia, posting a 2.00 goals-against average and 0.947 save percentage...Joined the Kings' AHL affiliate in Manchester following his major-junior season and made 27 saves in his AHL debut on 4/5 vs. Worcester...Totaled three regular-season appearances for the Monarchs, posting a 1-1 record, 1.63 goals-against average and 0.946 save percentage in addition to three Calder Cup playoff appearances with an 0-3 record, 2.76 goals-against average and 0.908 save percentage.

2006-07: Was among the most decorated goaltenders in major-junior hockey after guiding Lewiston to a QMJHL President's Cup championship...Ranked among the top statistical netminders in the QMJHL with 26 wins (9th), a 2.58 goals-against average (2nd), 0.905 save percentage (4th) and two shutouts (T5th)...Finished second in the QMJHL playoffs in goals-against average (2.34) and save percentage (0.919)...Was unbeaten in regulation during the

QMJHL postseason, sporting a 16-1 record with the only blemish coming in overtime...Won the QMJHL's Guy Lafleur Trophy as the Most Valuable Player in the Playoffs...Was also named to the QMJHL Second All-Star Team and CHL Second All-Star Team...Finished with a 1-2-1 record, 2.07 goals-against average and 0.940 save percentage in four games at the CHL Memorial Cup.

2005-06: Assumed the starting duties in his second QMJHL season with Lewiston and appeared in 54-of-70 games, sporting a 27-26-0 record, 2.70 goals-against average, 0.908 save percentage and two shutouts...Ranked among league leaders in wins (T6th), goals-against average (5th), save percentage (T4th) and shutouts (T8th)...Accrued a 2.84 goals-against average and 0.914 save percentage in six playoff games with the MAINEiacs...Represented Canada at the IIHF World Under-18 Championship in the Czech Republic and posted a 1.71 goals-against average and 0.942 save percentage, making the tournament all-star team.

2004-05: Debuted in major-junior hockey with the Lewiston MAINEiacs, posting a 7-12-3 record, 2.97 goals-against average and 0.909 save percentage in 23 games, serving as the backup to fellow future NHL netminder Jaroslav Halak...Represented his country internationally by appearing in five games for Canada Quebec at the World Under-17 Hockey Challenge.

CAREER HIGHLIGHTS

FIRSTS

FIRST GP:.....09/29/2007 LAK 4 VS ANA 1
FIRST WIN:.....09/29/2007 LAK 4 VS ANA 1
FIRST SHUTOUT:.....03/30/2010 LAK 2 AT NSH 0

MOSTS:

SHOTS FACED: 52 (1X).....11/10/2018 DET 4 AT CAR 3
SAVES: 49 (1X).....11/10/2018 DET 4 AT CAR 3
GA: 8 (2X).....10/13/2018 DET 2 AT BOS 8

MOST RECENTLY

CAREER SHUTOUTS: 18.....12/31/2019 DET 2 VS SJS 0

LONGEST PERSONAL STREAKS:

WIN STREAK: 9 (1X).....12/31/2017-01/22/2018
STREAK W/OUT REG LOSS: 9 (1X).....12/31/2017-01/22/2018

LOSING STREAK: 7 (1X).....03/14/2015-04/01/2015
WINLESS STREAK: 7 (1X).....03/14/2015-04/01/2015 (0-7-0)


SHUTOUT SEQUENCE: 125:41.....03/07/2017-03/12/2017

CAREER STATS

REGULAR SEASON

PLAYOFFS (BOLD)

| SEASON | CLUB | LEAGUE | GP | W | L | OT | SO | GA | GAA | GP | W | L | SO | GA | GAA |
|----------------|-------------|--------|------------|------------|------------|-----------|-----------|------------|-------------|----------|----------|----------|----------|-----------|-------------|
| 2007-08 | LOS ANGELES | NHL | 4 | 1 | 3 | 0 | 0 | 16 | 4.03 | -- | -- | -- | -- | -- | -- |
| 2009-10 | LOS ANGELES | NHL | 3 | 3 | 0 | 0 | 1 | 4 | 1.30 | -- | -- | -- | -- | -- | -- |
| 2010-11 | LOS ANGELES | NHL | 25 | 11 | 8 | 3 | 3 | 57 | 2.48 | -- | -- | -- | -- | -- | -- |
| 2011-12 | LOS ANGELES | NHL | 16 | 5 | 6 | 2 | 1 | 35 | 2.36 | -- | -- | -- | -- | -- | -- |
| 2012-13 | LOS ANGELES | NHL | 14 | 9 | 3 | 1 | 1 | 24 | 1.87 | 1 | 0 | 0 | 0 | 0 | 0.00 |
| 2013-14 | TORONTO | NHL | 55 | 26 | 19 | 7 | 1 | 139 | 2.70 | -- | -- | -- | -- | -- | -- |
| 2014-15 | TORONTO | NHL | 58 | 21 | 28 | 7 | 2 | 152 | 2.87 | -- | -- | -- | -- | -- | -- |
| 2015-16 | TORONTO | NHL | 38 | 12 | 21 | 3 | 3 | 103 | 2.88 | -- | -- | -- | -- | -- | -- |
| 2016-17 | ANAHEIM | NHL | 39 | 21 | 7 | 4 | 2 | 83 | 2.50 | 4 | 1 | 2 | 0 | 10 | 3.29 |
| 2017-18 | COLORADO | NHL | 37 | 19 | 13 | 3 | 2 | 95 | 2.85 | 4 | 1 | 3 | 0 | 14 | 3.87 |
| 2018-19 | DETROIT | NHL | 35 | 9 | 18 | 5 | 1 | 98 | 3.16 | -- | -- | -- | -- | -- | -- |
| 2019-20 | DETROIT | NHL | 49 | 15 | 22 | 3 | 1 | 126 | 2.95 | -- | -- | -- | -- | -- | -- |
| DETROIT TOTALS | | | 84 | 24 | 40 | 8 | 2 | 224 | 3.04 | 0 | 0 | 0 | 0 | 0 | 0.00 |
| NHL TOTALS | | | 370 | 152 | 148 | 38 | 18 | 932 | 2.76 | 9 | 2 | 5 | 0 | 24 | 3.35 |



59 TYLER BERTUZZI

6-1 • 199 lbs. • Left Wing • Shoots Left
Born: Sudbury, Ontario – February 24, 1995
Last Amateur Club: Guelph Storm (OHL)

BECAME A RED WING: Second round (58th overall) in the 2013 NHL Entry Draft

CAREER STATS VS. NHL

| TEAM | GP | G | A | PTS | PM |
|--------------|------------|-----------|-----------|------------|------------|
| ANA | 6 | 1 | 2 | 3 | 4 |
| ARI | 3 | 1 | 1 | 2 | 0 |
| BOS | 10 | 2 | 9 | 11 | 2 |
| BUF | 10 | 3 | 2 | 5 | 0 |
| CGY | 4 | 0 | 2 | 2 | 0 |
| CAR | 9 | 2 | 1 | 3 | 14 |
| CHI | 5 | 2 | 1 | 3 | 0 |
| COL | 5 | 1 | 1 | 2 | 9 |
| CBJ | 8 | 7 | 0 | 7 | 2 |
| DAL | 5 | 1 | 3 | 4 | 0 |
| DET | 0 | 0 | 0 | 0 | 0 |
| EDM | 4 | 1 | 3 | 4 | 0 |
| FLA | 9 | 0 | 1 | 1 | 7 |
| L.A. | 5 | 2 | 1 | 3 | 8 |
| MIN | 5 | 4 | 0 | 4 | 0 |
| MTL | 12 | 4 | 4 | 8 | 19 |
| NSH | 5 | 3 | 2 | 5 | 2 |
| NJ | 9 | 2 | 6 | 8 | 14 |
| NYI | 8 | 0 | 4 | 4 | 10 |
| NYR | 8 | 1 | 0 | 1 | 2 |
| OTT | 8 | 2 | 3 | 5 | 0 |
| PHI | 8 | 1 | 1 | 2 | 0 |
| PIT | 9 | 2 | 5 | 7 | 8 |
| SJ | 6 | 1 | 5 | 6 | 2 |
| STL | 5 | 3 | 2 | 5 | 2 |
| TB | 7 | 1 | 5 | 6 | 2 |
| TOR | 7 | 2 | 2 | 4 | 2 |
| VAN | 5 | 0 | 2 | 2 | 2 |
| VGK | 3 | 0 | 0 | 0 | 0 |
| WSH | 6 | 0 | 1 | 1 | 0 |
| WPG | 5 | 0 | 1 | 1 | 4 |
| TOTAL | 199 | 49 | 70 | 119 | 115 |

CAREER

Entering fifth season with the Red Wings...Awarded a new one-year contract after an arbitration hearing, 10/27/20...2020 NHL All-Star...Debuted for the Red Wings by playing in seven games in 2016-17 (NHL debut: 11/8/16 at Philadelphia) and picked up his first NHL goal on 1/14/18 at Chicago...2017 AHL Calder Cup champion with the Grand Rapids Griffins and won the Jack A. Butterfield Trophy as Playoff most-valuable player...2015 OHL Second-Team All-Star...2014 OHL Champion (J. Ross Robertson Trophy) with the Guelph Storm...Represented Canada at 2019 IIHF World Championship

BY SEASON

2019-20: Bested his career bests in assists and points, while recording his second-straight 21-goal campaign in his second full NHL campaign...Totaled 48 points (21-27-48) in 71 games as one of just two Red Wings (Dylan Larkin) to play in every game...Led Detroit in goals and ranked among team leaders with 27 assists (2nd), 48 points (2nd), 40 penalty minutes (2nd), three power-play goals (T5th), 14 power-play points (T1st), 129 shots (3rd) a 16.3 shooting percentage (1st), 19:19 average time on ice (6th), 71 hits (8th) and 25 takeaways (2nd)...Made his first appearance at the NHL All-Star Game, serving as Detroit's lone representative at the weekend in St. Louis...Racked up four points (2-2-4) in the first game of the season on 10/5 at Nashville...Scored at a point-per-game clip over the team's first 14 games, notching 14 points (5-9-14)...Accumulated three multi-point games over a four-game span, totaling six points (2-4-6) from 11/8-11/14...Reached 150 NHL games on 11/16 at San Jose...Recorded his 100th NHL point on 12/21 at Toronto...Posted his second career four-point game (and second of the season) with one goal and three assists on 3/8 vs. Tampa Bay...Scored a goal in each of the team's last three games, notching six points (3-3-6) from 3/6-3/18.

2018-19: Skated in his first full NHL season and ranked among team leaders with 73 games played (5th), 21 goals (4th), 26 assists (3rd), 47 points (5th), a plus-11 rating (1st), 36 penalty minutes (6th), four game-winning goals (T1st), 131 shots (5th), a 16.0 shooting percentage (1st) and 34 takeaways (3rd)...Scored twice on his bobblehead giveaway night, 11/28 vs. St. Louis, marking his second career multi-goal game...Missed two games due to a suspension, 12/4-12/6...Recorded first career hat trick in 100th NHL game on 1/12 at Minnesota...Named NHL's Second Star of the Week on 4/1 after racking up 10 points (3-7-10) in four games...Set a Red Wings franchise record by becoming the first player to record four-straight three-point games, 3/28-4/2, becoming the first NHL player to do so since 2005-06 (Keith Tkachuk)...Tied for second in the league

59 TYLER BERTUZZI

CONTINUED



in points, behind teammate Anthony Mantha, from 3/23 to the end of the regular season (5-8-13 in eight games)... Made his first international appearance for Canada at the IIHF World Championship, skating in five games during the tournament in Slovakia.

2017-18: Produced 24 points (7-17-24) in 48 games with the Red Wings in his first taste of extended NHL action, which ranked fifth on the team in points-per-game (0.50)... Battled through injury in training camp and started the season with the Griffins...Racked up 14 points (7-7-14) in 16 games in Grand Rapids before earning his full-time NHL promotion...Recorded his first NHL point with an assist on 12/27 at New Jersey...Picked up his first career multi-point game (0-2-2) on 12/31 vs. Pittsburgh...Scored his first NHL goal (Jeff Glass) during a two-point game (1-1-2) on 1/14 at Chicago and followed that up with a second-consecutive two-point (0-2-2) performance on 1/16 vs. Dallas...Set a personal best with three points (0-3-3) on 3/12 at San Jose...Posted his first career two-goal game on 4/3 at Columbus.

2016-17: Played in Grand Rapids for the majority of his second-professional season and improved on his offensive totals with 37 points (12-25-37) in 48 games, while reducing his penalty minute total from 133 to 37... Also played in seven games for the Red Wings, making his NHL debut on 11/8 at Philadelphia...Finished ninth on the

Griffins in points despite an injury-shortened campaign, while tying for second on the team with a plus-15 rating... Improved his point-per-game average from the regular season to the playoffs for the third straight season, totaling 19 points (9-10-19) in 19 games as the Griffins captured the AHL's Calder Cup championship...Awarded the Jack A. Butterfield Trophy as the league's Most Valuable Player in the Calder Cup Playoffs...Tied for sixth in the AHL and for third on the team in postseason scoring...Tied a Griffins franchise record and led the AHL with 50 postseason penalty minutes...Set a Griffins franchise record for playoff goals with his 23rd career tally in Game 6 of the Calder Cup Finals...Also extended his lead on the franchise record for career playoff game-winning goals with the eighth of his career in Game 3 of the division finals on 5/6 vs. Chicago.

2015-16: Spent his first professional season with the Grand Rapids Griffins and logged 30 points (12-18-30), a plus-seven rating and 133 penalty minutes in 71 games... Placed third among AHL rookies in penalty minutes...Led the team in postseason goals with seven among his eight points in nine games...Also tied for the team lead with a plus-seven rating...Registered the eighth playoff hat trick in Grand Rapids franchise history in Game 5 of the team's second-round series on 5/14 at Lake Erie.

2014-15: Set major-junior highs in all offensive categories in his final OHL season with Guelph, racking

59 TYLER BERTUZZI

CONTINUED



up 98 points (43-55-98), a plus-26 rating and 91 penalty minutes in 68 games...Was named to the OHL's Second All-Star Team...Led the Storm in goals, assists, points, penalty minutes and plus-minus...Produced a career-high seven points (2-5-7) on 11/9 vs. London...Tied for the team lead in the postseason with eight points (6-2-8) in nine games...Joined the AHL's Grand Rapids Griffins on a tryout following the end of his junior career and scored a goal in his AHL debut on 4/16 at Lake Erie...Racked up 12 points (7-5-12) in 14 AHL postseason games to rank third on Grand Rapids...Scored both goals the Griffins' 2-1 overtime victory in Game 4 of the second round against Rockford.

2013-14: Endured a second-straight injury-shortened season but scored above a point-per-game pace with 35 points (10-25-35) in 29 games for the OHL-champion Guelph Storm...Ranked sixth on Guelph and 13th in the OHL

in postseason scoring after racking up 17 points (10-7-17) in 18 games to help Guelph capture the J. Ross Robertson Cup...Helped the Storm to the CHL Memorial Cup Final, where they lost to the WHL's Edmonton Oil Kings...Led all players with five goals in four games at the Memorial Cup.

2012-13: Was limited to 43 games played with Guelph due to injury and chipped in 22 points (13-9-22) and 68 penalty minutes...Logged 14 penalty minutes in five postseason games.

2011-12: Debuted in the OHL with the Guelph Storm and chipped in 17 points (6-11-17) and 117 penalty minutes in 61 games...Ranked second on the team and T20th in the OHL in penalty minutes...Scored his first OHL goal on 10/28 at Sudbury...Added two assists and seven penalty minutes in six playoff games.

CAREER HIGHLIGHTS

FIRSTS

FIRST GP: 11/06/2016 DET 3 AT PHI 2
FIRST ASST: 12/27/2017 DET 1 AT NJ 3
FIRST GOAL: 01/14/2018 DET 4 AT CHI 0

MOSTS:

GOALS: 3 (1X) 01/12/2019 DET 5 AT MIN 2
ASSISTS: 3 (3X) 03/08/2020 DET 5 VS TB 4
POINTS: 4 (2X) 03/08/2020 DET 5 VS TB 4 (1G-3A)

MOST RECENTLY

SOG: 5 (6X) 12/28/2019 DET 4 AT FLA 5
PIM: 12 (2X) 03/10/2020 DET 2 VS CAR 5
HAT TRICKS: 1 01/12/2019 DET 5 AT MIN 2 (3G)
MULTI-PT GAMES: 25 03/08/2020 DET 5 VS TB 4 (1G-3A)

LONGEST PERSONAL STREAKS:

GOALS: 3 (2X) 03/06/2020 03/10/2020 (3G)
ASSISTS: 5 (1X) 03/25/2019 04/02/2019 (8A)
PTS: 5 (2X) 12/14/2019 12/22/2019 (4G-1A)

CAREER STATS

REGULAR SEASON

PLAYOFFS (BOLD)

| SEASON | CLUB | LEAGUE | GP | G | A | P | PM | GP | G | A | P | PM |
|-----------------------|---------|--------|------------|-----------|-----------|------------|------------|----------|----------|----------|----------|----------|
| 2016-17 | DETROIT | NHL | 7 | 0 | 0 | 0 | 0 | -- | -- | -- | -- | -- |
| 2017-18 | DETROIT | NHL | 48 | 7 | 17 | 24 | 39 | -- | -- | -- | -- | -- |
| 2018-19 | DETROIT | NHL | 73 | 21 | 26 | 47 | 36 | -- | -- | -- | -- | -- |
| 2019-20 | DETROIT | NHL | 71 | 21 | 27 | 48 | 40 | -- | -- | -- | -- | -- |
| DETROIT TOTALS | | | 199 | 49 | 70 | 119 | 115 | 0 | 0 | 0 | 0 | 0 |
| NHL TOTALS | | | 199 | 49 | 70 | 119 | 115 | 0 | 0 | 0 | 0 | 0 |



3 ALEX BIEGA

5-10 • 199 lbs. • Defense • Shoots Right

Born: Montreal, Quebec – April 4, 1988

Last Amateur Club: Harvard University (ECAC – NCAA)

BECAME A RED WING: Acquired by Detroit in a trade with Vancouver on October 6, 2019

CAREER STATS VS. NHL

| TEAM | GP | G | A | PTS | PIM |
|--------------|------------|----------|-----------|-----------|------------|
| ANA | 13 | 2 | 2 | 4 | 4 |
| ARI | 8 | 0 | 2 | 2 | 4 |
| BOS | 6 | 0 | 0 | 0 | 0 |
| BUF | 7 | 0 | 0 | 0 | 4 |
| CGY | 10 | 0 | 1 | 1 | 10 |
| CAR | 6 | 0 | 2 | 2 | 0 |
| CHI | 10 | 1 | 1 | 2 | 10 |
| COL | 9 | 0 | 3 | 3 | 2 |
| CBJ | 7 | 0 | 0 | 0 | 2 |
| DAL | 7 | 0 | 1 | 1 | 4 |
| DET | 3 | 0 | 0 | 0 | 2 |
| EDM | 9 | 0 | 2 | 2 | 0 |
| FLA | 7 | 0 | 1 | 1 | 4 |
| L.A. | 14 | 0 | 2 | 2 | 18 |
| MIN | 8 | 1 | 1 | 2 | 4 |
| MTL | 5 | 0 | 2 | 2 | 4 |
| NSH | 7 | 0 | 0 | 0 | 2 |
| NJ | 7 | 0 | 0 | 0 | 6 |
| NYI | 8 | 0 | 0 | 0 | 4 |
| NYR | 7 | 0 | 0 | 0 | 2 |
| OTT | 4 | 0 | 1 | 1 | 2 |
| PHI | 6 | 0 | 1 | 1 | 4 |
| PIT | 9 | 0 | 0 | 0 | 4 |
| SJ | 17 | 0 | 4 | 4 | 10 |
| STL | 7 | 0 | 1 | 1 | 2 |
| TB | 5 | 0 | 3 | 3 | 2 |
| TOR | 1 | 0 | 0 | 0 | 0 |
| VAN | 1 | 0 | 0 | 0 | 0 |
| VGK | 6 | 0 | 4 | 4 | 2 |
| WSH | 6 | 0 | 0 | 0 | 2 |
| WPG | 8 | 0 | 1 | 1 | 4 |
| TOTAL | 228 | 4 | 35 | 39 | 118 |

CAREER

Beginning his second season with the Red Wings, seventh in the NHL and 11th as a professional...Traded from Vancouver to Detroit on Oct. 6, 2019 in exchange for forward David Pope...Later signed to a one-year extension by Detroit on March 7, 2020...Previously played 179 games with the Canucks from 2014-19 but was originally drafted by the Buffalo Sabres in the fifth round (147th overall) of the 2006 NHL Entry Draft...Logged five AHL seasons before making his NHL debut and played parts of six seasons in the AHL before earning a full-time NHL role...Captained Harvard University as a senior in 2009-10...Two Time ECAC Third All-Star Team (2008 and 2009)...2009 ECAC All-Academic Team...2007 ECAC All-Rookie Team...Played for Team Canada (Quebec) at 2005 World Under-17 Hockey Challenge, serving as captain.

BY SEASON

2019-20: Traded to Detroit from Vancouver in exchange for left wing David Pope on Oct. 6, just hours after the team's home opener...Played 49 games in his first season with the Red Wings, logging three assists and 24 penalty minutes...Finished third on Detroit in hits (115) and sixth in blocked shots (46)...Made Red Wings debut against his former team, 10/15 at Vancouver, registering four shots in 16:38 time on ice...Notched his first point with Detroit with an assist on 12/22 vs. Arizona...Skated in his 200th NHL game on 12/31 vs. San Jose...Broke 20 minutes of ice time for the first time with Detroit on 1/20 at Colorado and eclipsed that mark eight times in the final two months of the season.

2018-19: Skated in 49 games with Vancouver in his fifth NHL campaign, setting career highs in all offensive categories with two goals, 14 assists and 16 points...Set a career best with a three-game point streak from 2/25-2/28, totaling four points (1-3-4)...Set a career high in ice time by skating 26:03 on 3/23 vs. Calgary...Picked up a pair of two-assist games on 2/27 at Colorado and 3/9 vs. Vegas, marking his second and third career multi-point games...Also notched two assists in three games for the AHL's Utica Comets.

2017-18: Made 44 appearances for the Canucks and chipped in nine points (1-8-9) and 32 penalty minutes...Skated in his 100th NHL game on 11/4 vs. Pittsburgh...Notched a career-high seven shots on 12/19 vs. Montreal...Recorded his first career multi-point game with two assists on 12/21 at San Jose...Set a personal best with a plus-four rating on 2/17 vs. Boston...Scored his second career NHL goal on 3/27 vs. Anaheim.

2016-17: Logged 36 games with Vancouver in his first full-time season in the NHL...Contributed three assists and 18 penalty minutes...Led the team in

3 ALEX BIEGA

CONTINUED



hits-per-game (2.7) and ranked fourth overall on the team in that category (97)...Picked up his first point of the season with an assist on 12/8 at Tampa Bay.

2015-16: Began his sixth professional season with Utica in the AHL but earned a full-time promotion to the NHL in December...Picked up six points (1-5-6) in 14 AHL games with the Comets, where he served as team captain prior to his final recall to the NHL...Skated in 51 games with Vancouver and recorded seven points (0-7-7) and 22 penalty minutes...Finished fourth on the Canucks in hits (119)...Recorded his first NHL assist on 12/20 at Florida.

2014-15: Saw time with both Vancouver and AHL Utica... Scored the game-winning goal in his NHL debut on 2/16 vs. Minnesota (Devan Dubnyk)...Totaled seven games in Vancouver...Notched 19 points (3-16-19) – second among the team's defensemen – in 62 games with Utica in his fifth AHL campaign...Served as an alternate captain as Utica advanced to the Calder Cup Final, tallying four points (0-4-4) in 23 postseason games.

2013-14: Signed with Vancouver as an unrestricted free agent after spending his first three professional seasons with Buffalo's AHL affiliates...Posted 22 points (3-19-22) and 53 penalty minutes in 73 games with the Utica Comets...Led Utica blueliners in points and tied for seventh overall on the team.

2012-13: Appeared in 72 games with Rochester in his third AHL season and second with the Americans...Posted a professional career-best 25 points (5-20-25), alongside 49 penalty minutes...Ranked third among Amerks defensemen in scoring...Logged two assists in three postseason games.

2011-12: Debuted with AHL Rochester in his second pro season after Buffalo swapped AHL affiliates in the offseason...Bested his rookie-season totals with 23 points (5-18-23) in 65 games with Rochester...Served as an alternate captain...Picked up two assists in two playoff games.

2010-11: Played his rookie pro season with the AHL's Portland Pirates after signing with Buffalo following a four-year collegiate career...Totaled 18 points (3-15-18), a plus-18 rating and 52 penalty minutes...Logged two assists in his professional debut on 10/9 vs. Manchester...Scored his first AHL goal on 11/20 vs. Worcester (Carter Hutton)... Made his pro playoff debut with 12 postseason games, adding two points (1-1-2) and six penalty minutes.

COLLEGE CAREER (2006-10): Played four seasons for the Harvard Crimson in the Eastern Collegiate Athletic Conference...Served as captain as senior (2009-10), picking up 10 points (2-8-10) and 30 penalty minutes, skating alongside two of his three brothers (Danny and Michael)...2009 ECAC All-Academic and Third All-Star Team as a junior (2008-09), finishing second on the team in

3 ALEX BIEGA

CONTINUED



points (4-16-20 in 31 games), serving as an alternate captain...Posted a collegiate career-high 22 points (3-19-22) as a sophomore (2007-08), ranking fourth on the team in points an earning ECAC Third All-Star Team and All-ECAC Tournament Team honors...Made the ECAC All-Rookie Team as a freshman (2006-07), totaling 18 points (6-12-18).

PREP CAREER (2004-06): Spent two seasons at Salisbury School, a college-prep high school located in Connecticut...Racked up 58 points (19-39-58) in 55 combined games at the school from 2004-06...Captained Canada Quebec at the 2005 World Under-17 Hockey Challenge in Lethbridge, Alberta.

CAREER HIGHLIGHTS

FIRSTS

FIRST GP:.....02/16/2015 VAN 3 VS MIN 2
FIRST ASST:.....12/20/2015 VAN 4 AT FLA 5
FIRST GOAL:.....02/16/2015 VAN 3 VS MIN 2

MOSTS:

GOALS: 1 (4X).....02/25/2019 VAN 4 VS ANA 0
ASSISTS: 2 (3X).....03/09/2019 VAN 2 VS VGK 6
POINTS: 2 (3X).....03/09/2019 VAN 2 VS VGK 6 (OG-2A)

MOST RECENTLY

SOG: 7 (1X).....12/19/2017 VAN 5 VS MTL 7
PIM: 4 (6X).....02/13/2020 DET 1 AT NJD 4
HAT TRICKS:.....NONE
MULTI-PT GAMES: 3.....03/09/2019 VAN 2 VS VGK 6 (OG-2A)

LONGEST PERSONAL STREAKS:


GOALS: 1 (4X).....02/25/2019 02/25/2019 (1G)
ASSISTS: 2 (6X).....03/30/2019 04/02/2019 (2A)
PTS: 3 (1X).....02/25/2019 02/20/2019 (1G-3A)

CAREER STATS

REGULAR SEASON

PLAYOFFS (BOLD)

| SEASON | CLUB | LEAGUE | GP | G | A | P | PM | GP | G | A | P | PM |
|-----------------------|-----------|--------|-----|---|----|----|-----|----------|----------|----------|----------|----------|
| 2014-15 | VANCOUVER | NHL | 7 | 1 | 0 | 1 | 0 | -- | -- | -- | -- | -- |
| 2015-16 | VANCOUVER | NHL | 51 | 0 | 7 | 7 | 22 | -- | -- | -- | -- | -- |
| 2016-17 | VANCOUVER | NHL | 36 | 0 | 3 | 3 | 18 | -- | -- | -- | -- | -- |
| 2017-18 | VANCOUVER | NHL | 44 | 1 | 8 | 9 | 22 | -- | -- | -- | -- | -- |
| 2018-19 | VANCOUVER | NHL | 41 | 2 | 14 | 16 | 22 | -- | -- | -- | -- | -- |
| 2019-20 | DETROIT | NHL | 49 | 0 | 3 | 3 | 24 | -- | -- | -- | -- | -- |
| DETROIT TOTALS | | | 49 | 0 | 3 | 3 | 24 | 0 | 0 | 0 | 0 | 0 |
| NHL TOTALS | | | 228 | 4 | 35 | 39 | 118 | 0 | 0 | 0 | 0 | 0 |



21 DENNIS CHOLOWSKI

6-2 • 197 lbs. • Defense • Shoots Left

Born: Langley, British Columbia – February 15, 1998

Last Amateur Club: Portland Winterhawks (WHL)

BECAME A RED WING: First round (20th overall) in 2016 NHL Entry Draft

CAREER STATS VS. NHL

| TEAM | GP | G | A | PTS | PIM |
|--------------|-----------|----------|-----------|-----------|-----------|
| ANA | 4 | 1 | 0 | 1 | 2 |
| ARI | 1 | 1 | 0 | 1 | 0 |
| BOS | 3 | 0 | 1 | 1 | 4 |
| BUF | 3 | 0 | 0 | 0 | 0 |
| CGY | 3 | 0 | 1 | 1 | 0 |
| CAR | 4 | 0 | 0 | 0 | 0 |
| CHI | 1 | 0 | 0 | 0 | 0 |
| COL | 2 | 0 | 0 | 0 | 0 |
| CBJ | 4 | 2 | 3 | 5 | 4 |
| DAL | 3 | 0 | 1 | 1 | 0 |
| DET | 0 | 0 | 0 | 0 | 0 |
| EDM | 1 | 0 | 0 | 0 | 0 |
| FLA | 4 | 1 | 1 | 2 | 2 |
| L.A. | 3 | 1 | 2 | 3 | 0 |
| MIN | 3 | 0 | 0 | 0 | 2 |
| MTL | 3 | 0 | 1 | 1 | 2 |
| NSH | 3 | 0 | 1 | 1 | 2 |
| NJ | 3 | 0 | 2 | 2 | 0 |
| NYI | 3 | 0 | 0 | 0 | 2 |
| NYR | 4 | 0 | 0 | 0 | 0 |
| OTT | 6 | 0 | 0 | 0 | 0 |
| PHI | 3 | 1 | 0 | 1 | 0 |
| PIT | 2 | 0 | 1 | 1 | 0 |
| SJ | 1 | 0 | 0 | 0 | 0 |
| STL | 2 | 0 | 0 | 0 | 0 |
| TB | 2 | 0 | 0 | 0 | 0 |
| TOR | 5 | 0 | 0 | 0 | 0 |
| VAN | 3 | 1 | 0 | 1 | 2 |
| VGK | 2 | 0 | 0 | 0 | 0 |
| WSH | 4 | 0 | 0 | 0 | 0 |
| WPG | 3 | 1 | 1 | 2 | 0 |
| TOTAL | 88 | 9 | 15 | 24 | 22 |

CAREER

Beginning his third NHL season...Scored in his NHL debut, 10/4/18 vs. Columbus, after making Detroit out of training camp as a first-year pro... Developed in both major junior (WHL's Prince George Cougars and Portland Winterhawks in 2017-18) and college (NCHC's St. Cloud State Huskies in 2016-17) after he was drafted...2016 BCHL Second-Team All-Star with Chilliwack Chiefs...Won gold medal with Canada West at 2015 World Junior A Challenge.

BY SEASON

2019-20: Split his second professional season between Detroit and AHL Grand Rapids...Picked up eight points (2-6-8) in 36 games with the Red Wings after making the team out of training camp for the second-straight year...Tied for eighth on Detroit with five power-play points and ranked seventh with 19:13 average time on ice...Scored his first career overtime-winner while skating a career-high 27:14 on 11/12 at Anaheim...Also picked up 13 points (3-10-13) in 30 games with the Griffins...Scored his first career AHL goal on 1/11 vs. Manitoba...Recorded a four-game point streak from 2/11-2/18, part of a stretch in which he recorded eight points (2-6-8) in an eight-game span from 1/18-2/18.

2018-19: Made Red Wings out of training camp as a first-year pro and was one of five players to make his NHL debut for Detroit on 10/4 vs. Columbus...Led Red Wings defensemen in goals (8) and was tied for fourth among all NHL rookies with four power-play goals...Scored a goal in his NHL debut (Sergei Bobrovsky) to become the 45th player in franchise history to score in his NHL debut and just the sixth defenseman (first since Brian Lashoff on 1/21/13 at Columbus)...Added his first two career assists in his second NHL game on 10/7 at Los Angeles...Skated a season-high 24:50 time on ice on 10/7 at Los Angeles and 10/22 vs. Carolina...Posted his second-career multi-point game on 10/20 at Florida (1-1-2)...Picked up three assists in a four-game span from 10/26-11/1...Netted his first career game-winning goal on 11/13 vs. Arizona...Also appeared in 25 AHL games with the Griffins and posted 12 points (0-12-12) and 12 penalty minutes, marking the second-best points-per-game average for a Griffins defenseman behind only Filip Hronek...Picked up two assists in five postseason games for Grand Rapids.

2017-18: Split his lone Western Hockey League season between the Prince George Cougars and Portland Winterhawks...Totaled 66 points (14-52-66), a plus-29 rating and 32 penalty minutes in 69 games between Prince George and Portland...Ranked among the top WHL defenseman with 14 goals (T6th), 52 assists (8th) and 66 points (8th)...Led Portland in postseason goals with five among his seven points (5-2-7)...Joined Grand Rapids following his WHL season and made his professional playoff debut on 4/25 vs. Manitoba.

21 DENNIS CHOLOWSKI

CONTINUED



2016-17: Skated in 36 games at St. Cloud State University and posted 12 points (11-11-12) and 14 penalty minutes... Ranked fourth in points across the NCAA by a 1998-born defenseman... Scored his first collegiate goal on 12/9 vs. Nebraska-Omaha... Made his professional debut with the Griffins by appearing in the team's regular-season finale on 4/15 at Milwaukee.

2015-16: Appeared in 50 games for the British Columbia Hockey League's Chilliwack Chiefs... Led Chilliwack defensemen with 40 points (12-28-40) in 50 regular-season games... Paced all BCHL blueliners in postseason scoring with

15 points (4-11-15) in 20 games as he helped the Chiefs to the BCHL Finals... Named to BCHL Second All-Star Team... Was Chilliwack's Academic Player of the Year for the second-straight season... Represented Canada at the World Junior A Challenge and captured a gold medal... Picked up two assists in four games at the tournament.

2014-15: Made junior debut with BCHL's Chilliwack Chiefs and recorded 27 points (4-23-27) and four penalty minutes in 55 games... Ranked second among his team's defensemen in points... Named his team's Rookie of the Year and Academic Player of the Year.

CAREER HIGHLIGHTS

FIRSTS

FIRST GP: 10/04/2018 DET 2 VS CBJ 3
FIRST ASST: 10/07/2018 DET 2 AT LAK 4
FIRST GOAL: 10/04/2018 DET 2 VS CBJ 3

MOSTS:

GOALS: 1 (9X) 11/12/2019 DET 4 AT ANA 3
ASSISTS: 2 (1X) 10/07/2018 DET 2 AT LAK 4
POINTS: 2 (3X) 11/26/2018 DET 5 VS CBJ 7 (1G-1A)

MOST RECENTLY

SOG: 5 (1X) 10/20/2018 DET 4 AT FLA 3
PIM: 4 (1X) 12/01/2018 DET 4 AT BOS 2
HAT TRICKS: NONE
MULTI-PT GAMES: 3 11/26/2018 DET 5 VS CBJ 7 (1G-1A)

LONGEST PERSONAL STREAKS:

GOALS: 1 (9X) 11/12/2019 11/12/2019 (1G)
ASSISTS: 2 (1X) 10/30/2018 11/01/2018 (2A)
PTS: 2 (3X) 10/17/2019 10/22/2019 (1G-1A)

CAREER STATS

REGULAR SEASON

PLAYOFFS (BOLD)

| SEASON | CLUB | LEAGUE | GP | G | A | P | PM | GP | G | A | P | PM |
|-----------------------|---------|--------|-----------|----------|-----------|-----------|-----------|----------|----------|----------|----------|----------|
| 2018-19 | DETROIT | NHL | 52 | 7 | 9 | 16 | 16 | -- | -- | -- | -- | -- |
| 2019-20 | DETROIT | NHL | 36 | 2 | 6 | 8 | 6 | -- | -- | -- | -- | -- |
| DETROIT TOTALS | | | 88 | 9 | 15 | 24 | 22 | 0 | 0 | 0 | 0 | 0 |
| NHL TOTALS | | | 88 | 9 | 15 | 24 | 22 | 0 | 0 | 0 | 0 | 0 |



65 DANNY DeKEYSER

6-3 • 190 lbs. • Defense • Shoots Left
Born: Detroit, Michigan – March 7, 1990
Last Amateur Team: Western Michigan (CCHA – NCAA)

BECAME A RED WING: Signed as a free agent, March 29, 2013.

CAREER STATS VS. NHL

| TEAM | GP | G | A | PTS | PIM |
|--------------|------------|-----------|-----------|------------|------------|
| ANA | 12 | 1 | 4 | 5 | 8 |
| ARI | 11 | 2 | 2 | 4 | 4 |
| BOS | 24 | 1 | 7 | 8 | 14 |
| BUF | 21 | 2 | 9 | 11 | 8 |
| CGY | 10 | 0 | 3 | 3 | 4 |
| CAR | 13 | 2 | 2 | 4 | 6 |
| CHI | 13 | 0 | 1 | 1 | 2 |
| COL | 13 | 1 | 2 | 3 | 10 |
| CBJ | 16 | 1 | 2 | 3 | 6 |
| DAL | 11 | 0 | 1 | 1 | 4 |
| DET | 0 | 0 | 0 | 0 | 0 |
| EDM | 12 | 1 | 0 | 1 | 8 |
| FLA | 18 | 2 | 1 | 3 | 4 |
| L.A. | 12 | 0 | 0 | 0 | 6 |
| MIN | 11 | 0 | 1 | 1 | 4 |
| MTL | 24 | 0 | 7 | 7 | 16 |
| NSH | 14 | 0 | 3 | 3 | 10 |
| NJ | 16 | 1 | 2 | 3 | 2 |
| NYI | 15 | 3 | 6 | 9 | 4 |
| NYR | 18 | 0 | 5 | 5 | 6 |
| OTT | 21 | 3 | 5 | 8 | 4 |
| PHI | 16 | 0 | 4 | 4 | 22 |
| PIT | 14 | 0 | 6 | 6 | 10 |
| SJ | 13 | 1 | 4 | 5 | 4 |
| STL | 12 | 0 | 1 | 1 | 0 |
| TB | 20 | 2 | 3 | 5 | 10 |
| TOR | 21 | 2 | 3 | 5 | 17 |
| VAN | 12 | 1 | 4 | 5 | 8 |
| VGK | 3 | 0 | 0 | 0 | 0 |
| WSH | 15 | 2 | 2 | 4 | 19 |
| WPG | 10 | 1 | 4 | 5 | 2 |
| TOTAL | 441 | 29 | 94 | 123 | 222 |

CAREER

Entering his ninth NHL season...Re-signed to a six-year contract on July 26, 2016...Made his NHL debut on April 5, 2013 at Colorado after joining the team as a free agent on March 29, 2013...Won 2013 Calder Cup championship with the Grand Rapids Griffins...Named CCHA Best Defensive Defenseman in 2012 and 2013...Named to the 2013 CCHA First All-Star Team and NCAA West Second All-American Team...Won 2012 CCHA Championship...Named to the 2012 CCHA Second All-Star Team and NCAA West Second All-American Team...Named to 2011 CCHA All-Rookie Team...Played for the Western Michigan Broncos (NCAA/CCHA) from 2010-13...Named 2013-14 DSBA Red Wings Rookie of the Year.

BY SEASON

2019-20: Limited to just eight games due to a season-ending injury...Posted assists in Detroit's first two games of the year and had a multi-assist game (0-2-2) on 10/10 at Montreal...Exited the game on 10/22 vs. Vancouver and missed the final 63 games of the season after back surgery.

2018-19: Appeared in 52 games with the Red Wings and logged 20 points (5-15-20) and 39 penalty minutes...Led the Red Wings in TOI (21:58) and ranked among team leaders with three game-winning goals (5th), 79 hits (T7th) and 94 blocked shots (3rd) despite missing 30 games due to injury...Notched his 100th NHL point with his first assist of the season on 10/8 at Anaheim...Logged three assists in a four-game span, 11/21-11/26...Played his 400th NHL game on 12/2 vs. Colorado...Returned from a 19-game injury layoff to register two assists on 1/15 vs. Anaheim...Moved to third in franchise history in overtime goals by a defenseman when he netted his third career OT winner on 2/1 vs. Toronto.

2017-18: Totaled 12 points (6-6-12) and 28 penalty minutes in 65 games for the Red Wings...Missed 17 early-season games due to a lower body injury...Ranked among Detroit's leaders with 20:19 average time on ice (3rd), 76 hits (T9th) and 125 blocked shots (T1st), marking the third-straight season he has led or tied for the team lead in blocked shots...Scored a goal on 12/15 vs. Toronto for his first point of the season...Blocked a team season-high eight shots on 12/20 at Philadelphia...Played a season-high 25:25 on 12/23 at Boston...Registered his first career two-goal game on 2/3 at Florida and scored in back-to-back games, 2/2-2/3.

2016-17: One of only three Red Wings to play in all 82 games...Ranked among team leaders with two game-winning goals (T4th), 21:57 average TOI (2nd), 170 blocked shots (1st) and 100 hits (4th)...His 170 blocked shots ranked

65 DANNY DEKEYSER

CONTINUED



7th in the NHL...Finished T3rd among Detroit defenseman in points with 12 (4-8-12)...Set new career highs in average TOI (21:57), hits (100) and blocked shots (170)... Played in his 300th NHL game on 3/10 vs. Chicago...Scored his second career OT winner on 12/4 vs. NY Islanders... Scored in his season debut on 10/17 vs. Ottawa...Appeared in eight games for the United States at the IIHF World Championship in Cologne, Germany, and Paris, France, logging six penalty minutes and a plus-five rating.

2015-16: Doubled his career-best goal output among his 20 points (8-12-20) in 78 games with Detroit...Led Red Wings blueliners in goals and placed third in points...Also ranked among team leaders with 78 games played (8th), 44 penalty minutes (5th), two game-winning goals (T4th), a 11.1 shooting percentage (4th), 21:48 TOI (2nd) and 107 blocked shots (1st)...Missed the first four games of the season due to a leg injury but played in the remaining 78 games...Scored his first goal of the season during the first of four multi-point games (1-1-2) on 10/31 at Ottawa... Netted his first career overtime winner on 1/14 at Arizona... Scored in back-to-back games for the first time in his career from 1/23-1/25 and matched his career-best with

a three-game point streak from 1/22-1/25...Reached 200 NHL games on 1/25 at NY Islanders...Produced one assist in five postseason games.

2014-15: Bested his rookie season totals and produced 31 points (2-29-31) in 80 games for Detroit...Was the Red Wings' second-highest scoring defenseman and finished ninth on the team overall...Tied for sixth on the team with 80 games played and ranked among team leaders with 29 assists (4th), a plus-11 rating (4th), 41 penalty minutes (5th), 88 blocked shots (3rd) and 20:55 TOI (2nd)...Set a career high with a three-game assist streak from 11/16-11/20...Matched his personal game point total with two points on five occasions...Played in his 100th NHL game on 11/30 vs. Vancouver and notched his 50th point on 3/26 vs. San Jose...Registered his first NHL playoff goal and point on 4/25 at Tampa Bay.

2013-14: Logged 23 points (4-19-23) and 30 penalty minutes in 65 games during his first full NHL season, ranking second among Red Wing blueliners in scoring... Ranked among team leaders with 23 points (10th), a +10 rating (4th), one shorthanded goal (2nd) and 116 blocked shots (2nd)...Finished eighth among NHL rookie

65 DANNY DEKEYSER

CONTINUED

defensemen in points and was second among all rookies in TOI (21:38)...Scored his first NHL goal on 11/4 at Winnipeg (Al Montoya)...Posted a pair of three-game point streaks, 10/26-11/1 and 2/8-2/27...Recorded his first multi-point game on 11/15 vs. Washington (1-1-2) and his first multi-assist game on 3/20 vs. Pittsburgh (0-2-2)...Averaged 23:11 TOI in five postseason games...Made his international debut for the United States at the 2014 World Championship in Minsk, Belarus, notching two assists and 16 penalty minutes in eight games.

2012-13: Appeared in 11 regular season games for Detroit after finishing his junior year at Western Michigan...Played in his first NHL game on 4/5 at Colorado...Recorded his first NHL point (assist) on 4/14 at Nashville...Credited with two penalty minutes, nine hits, nine blocked shots, five takeaways and 15 shots...Averaged 18:02 TOI...Skated in two postseason games with Detroit before breaking his thumb...Also appeared in six games for the Calder Cup-champion Grand Rapids Griffins during the Calder Cup Finals...Registered one assist and eight penalty minutes...Skated in 32 games for Western Michigan...Contributed 15 points (2-13-15)...Became the third player in CCHA history to receive the Best Defensive Defenseman award in back-to-back seasons and the first since Mike Weaver (1999 and 2000)...Named to the CCHA First All-Star Team and NCAA West Second All-American Team.



2011-12: Skated in 41 games for Western Michigan...Helped his school capture its first-ever CCHA championship...Contributed 17 points (5-12-17)...First Bronco in school history to win CCHA Best Defensive Defenseman...Named to the CCHA Second All-Star Team and NCAA West Second All-American Team.

2010-11: Appeared in 42 games as a freshman with Western Michigan...Finished as the second-highest scoring defenseman on the team with 17 points (5-12-17)...Named to the CCHA All-Rookie Team.

CAREER HIGHLIGHTS

FIRSTS

FIRST GP: 04/05/2013 DET 3 AT COL 2
FIRST ASST: 04/14/2013 DET 3 AT NSH 0
FIRST GOAL: 11/04/2013 DET 2 AT WPG 4

MOSTS:

GOALS: 2 (1X) 02/03/2018 DET 2 AT FLA 3
ASSISTS: 2 (10X) 10/10/2019 DET 4 AT MTL 2
POINTS: 2 (16X) 10/10/2019 DET 4 AT MTL 2 (0G-2A)

MOST RECENTLY

SOG: 7 (1X) 03/07/2019 DET 3 VS NYR 2
PIM: 9 (1X) 10/11/2018 DET 3 VS TOR 5
HAT TRICKS: NONE
MULTI-PT GAMES: 16 10/10/2019 DET 4 AT MTL 2 (0G-2A)

LONGEST PERSONAL STREAKS:

GOALS: 2 (3X) 02/01/2019 02/02/2019 (2G)
ASSISTS: 3 (3X) 11/16/2014 11/20/2014 (3A)
PTS: 3 (5X) 12/03/2016 12/06/2016 (1G-2A)

CAREER STATS

REGULAR SEASON

PLAYOFFS (BOLD)

| SEASON | CLUB | LEAGUE | GP | G | A | P | PM | GP | G | A | P | PM |
|----------------|---------|--------|-----|----|----|-----|-----|----|----|----|----|----|
| 2012-13 | DETROIT | NHL | 11 | 0 | 1 | 1 | 2 | 2 | 0 | 0 | 0 | 0 |
| 2013-14 | DETROIT | NHL | 65 | 4 | 19 | 23 | 30 | 5 | 0 | 0 | 0 | 6 |
| 2014-15 | DETROIT | NHL | 80 | 2 | 29 | 31 | 42 | 7 | 1 | 0 | 1 | 12 |
| 2015-16 | DETROIT | NHL | 78 | 8 | 12 | 20 | 44 | 5 | 0 | 1 | 1 | 4 |
| 2016-17 | DETROIT | NHL | 82 | 4 | 8 | 12 | 33 | -- | -- | -- | -- | -- |
| 2017-18 | DETROIT | NHL | 65 | 6 | 6 | 12 | 28 | -- | -- | -- | -- | -- |
| 2018-19 | DETROIT | NHL | 52 | 5 | 15 | 20 | 39 | -- | -- | -- | -- | -- |
| 2019-20 | DETROIT | NHL | 8 | 0 | 4 | 4 | 4 | -- | -- | -- | -- | -- |
| DETROIT TOTALS | | | 441 | 29 | 94 | 123 | 222 | 19 | 1 | 1 | 2 | 22 |
| NHL TOTALS | | | 441 | 29 | 94 | 123 | 222 | 19 | 1 | 1 | 2 | 22 |



73 ADAM ERNE

6-1 • 212 lbs. • Left Wing • Shoots Left
Born: New Haven, Connecticut – April 20, 1995
Last Amateur Club: Quebec Remparts (QMJHL)

BECAME A RED WING: Acquired by Detroit in a trade with Tampa Bay on August 14, 2019

CAREER

Beginning his second season with the Red Wings and fifth NHL season... Acquired via trade by Detroit from Tampa Bay on August 14, 2019...Skated in 114 games for Tampa Bay over parts of three seasons before being traded to Detroit, including 65 games in 2018-19...Represented Team USA at the 2012 Hlinka Gretzky Cup and the 2015 IIHF World Junior Championship...2015 Guy Lafleur Trophy winner, awarded to the QMJHL Playoffs Most Valuable Player... Spent the entire 2018-19 season at the NHL level, logging a career-best 20 points (7-13-20) along with 40 penalty minutes.

BY SEASON

2019-20: Ranked among Red Wings leaders in his debut season with the team with 56 games played (9th), 28 points (T8th) and 142 hits (2nd)...Made his Detroit debut on 10/5 at Nashville...Missed five-of-six games due to injury between 10/17-10-27 and three more games from 11/23/11/27...Notched his first point with Detroit during a two-goal game on 12/17 vs. Columbus, marking his third career NHL multi-goal game...Picked up his first assist with the Red Wings on 1/7 vs. Montreal...Skated in his 150th NHL game on 1/10 vs. Ottawa...Suffered a lower-body injury and missed the final four games of the season.

2018-19: Suited up for 65 games with Tampa Bay, recording career highs in both goals (7) and assists (13)...Also set career highs in game-winning goals (3), hits (159) and blocked shots (26)...Compiled a point in three consecutive outings (1-2-3) from 10/16-10/30...Notched four multi-point outings, twice logging three in a game (11/17 at Philadelphia, 12/29 vs. Montreal)...Tallied two goals on 12/29 vs. Montreal...Registered a goal and an assist on 12/18 at Vancouver and 3/5 vs. Winnipeg...Played in his 100th career NHL game on 3/2 vs. Ottawa...Made his playoff debut in game one of the Eastern Conference Quarterfinals (April 10), seeing action in three games total...Missed seven games due to an illness, 11/29-12/10.

2017-18: Appeared in 23 games for Tampa Bay, notching three goals and an assist...Scored his first career game-winning goal in his first NHL appearance of the season on 2/8 vs. Vancouver...Tallied his first career assist on 3/20 vs. Toronto...Missed the final six games of the season due to a lower-body injury... Split the season with the AHL's Syracuse Crunch, posting 26 points (12-14-26) in 41 games played.

2016-17: Saw action in 26 games for Tampa Bay, making his NHL debut on 1/3 vs. Winnipeg...Registered three goals and 11 penalty minutes in his first season with an NHL club...Notched his first career goal on 3/3 at Pittsburgh...Found the

CAREER STATS VS. NHL

| TEAM | GP | G | A | PTS | PIM |
|--------------|------------|-----------|-----------|-----------|-----------|
| ANA | 4 | 0 | 0 | 0 | 0 |
| ARI | 4 | 1 | 0 | 1 | 2 |
| BOS | 9 | 0 | 1 | 1 | 7 |
| BUF | 10 | 0 | 0 | 0 | 2 |
| CGY | 3 | 0 | 1 | 1 | 0 |
| CAR | 4 | 0 | 1 | 1 | 4 |
| CHI | 3 | 0 | 0 | 0 | 0 |
| COL | 1 | 0 | 0 | 0 | 0 |
| CBJ | 6 | 2 | 0 | 2 | 0 |
| DAL | 5 | 2 | 0 | 2 | 2 |
| DET | 4 | 0 | 0 | 0 | 7 |
| EDM | 4 | 0 | 0 | 0 | 0 |
| FLA | 8 | 1 | 0 | 1 | 4 |
| L.A. | 5 | 0 | 0 | 0 | 0 |
| MIN | 4 | 0 | 0 | 0 | 0 |
| MTL | 12 | 2 | 3 | 5 | 6 |
| NSH | 5 | 0 | 0 | 0 | 0 |
| NJ | 5 | 0 | 1 | 1 | 0 |
| NYI | 7 | 0 | 0 | 0 | 2 |
| NYR | 8 | 1 | 0 | 1 | 4 |
| OTT | 10 | 0 | 3 | 3 | 9 |
| PHI | 7 | 1 | 3 | 4 | 4 |
| PIT | 7 | 1 | 0 | 1 | 17 |
| SJ | 4 | 0 | 0 | 0 | 0 |
| STL | 2 | 0 | 0 | 0 | 0 |
| TB | 1 | 0 | 0 | 0 | 2 |
| TOR | 11 | 1 | 1 | 2 | 0 |
| VAN | 4 | 2 | 1 | 3 | 12 |
| VGK | 2 | 0 | 0 | 0 | 2 |
| WSH | 6 | 0 | 1 | 1 | 0 |
| WPG | 5 | 1 | 1 | 2 | 4 |
| TOTAL | 170 | 15 | 17 | 32 | 90 |

73 ADAM ERNE

CONTINUED

back of the net twice on 4/2 vs. Dallas...Played 42 games for AHL's Syracuse Crunch, finishing sixth on the team in goals (14) while adding 15 assists...Skated in 22 Calder Cup Playoff games, finishing with 10 points (3-7-10).

2015-16: Logged 59 games for the AHL's Syracuse Crunch...First full professional season consisted of 14 goals, 15 assists and 74 penalty minutes... Led Crunch rookies in goals...Registered six power-play goals to rank fourth on the team.

2014-15: Skated in 60 games with the QMJHL's Quebec Remparts, pacing the club in goals (41) while finishing second in assists (45), points (86) and penalty minutes (102)...Suited up in all 22 of the Remparts' playoff games, posting a team-high 30 points and 21 goals...His 21 goals led all players through the playoff run, and his 30 points trailed only Nikolaj Ehlers (31) en route to capturing the Guy Lafleur Trophy as playoff MVP

2013-14: Made first professional appearance on 4/4 to begin an eight-game stint with the AHL's Syracuse Crunch...Tallied four points (1-3-4) in that stretch...Played the bulk of the season with the Remparts, collecting 62 points (21-41-62) in 48 games, finishing second on the team in assists and points...Represented Team USA at the IIHF World Junior Championship, skating in five games and notching an assist.



2012-13: Played in 68 games with the Remparts, the highest total in his junior career...Posted a team-high 72 points (28-44-72)...Also led the club in assists (44) and penalty minutes (67)...Skated in 11 playoff games and tallied five goals and five assists for 10 points to tie for second on the team.

2011-12: Kick-started his major junior career with a 55-point season with the Remparts (28-27-55) in 64 games played...Ranked third on the team in goals...Finished second among the club's rookies for goals and points...Registered six points (2-4-6) in 11 playoff games.

2010-11: Saw his USHL debut with the Indiana Ice... Contributed 18 points (10-8-18) with 49 penalty minutes in 45 games...Pitched in one assist in three playoff games.

CAREER HIGHLIGHTS

FIRSTS

FIRST GP: 01/03/2017 TBL 4 VS WPG 6
FIRST ASST: 03/20/2018 TBL 4 VS TOR 3
FIRST GOAL: 03/03/2017 TBL 2 AT PIT 5

MOSTS:

GOALS: 2 (3X).....12/17/2019 DET 3 VS CBJ 5
ASSISTS: 2 (1X).....11/17/2018 TBL 6 AT PHI 5
POINTS: 3 (2X).....12/29/2018 TBL 6 VS MTL 5 (2G-1A)

MOST RECENTLY

SOG: 6 (1X).....03/06/2017 TBL 0 VS NYR 1
PIM: 15 (1X).....02/09/2019 TBL 5 VS PIT 4
HAT TRICKS: NONE
MULTI-PT GAMES: 6.....12/17/2019 DET 3 VS CBJ 5 (2G-0A)

LONGEST PERSONAL STREAKS:

GOALS: 1 (14X).....12/17/2019 12/17/2019
ASSISTS: 2 (2X).....03/02/2019 03/05/2019 (2A)
PTS: 2 (2X).....03/02/2019 03/05/2019 (1G-2A)

CAREER STATS

REGULAR SEASON

PLAYOFFS (BOLD)

| SEASON | CLUB | LEAGUE | GP | G | A | P | PM | GP | G | A | P | PM |
|-----------------------|-----------|--------|------------|-----------|-----------|-----------|-----------|----------|----------|----------|----------|----------|
| 2016-17 | TAMPA BAY | NHL | 26 | 3 | 0 | 3 | 11 | 0 | 0 | 0 | 0 | 0 |
| 2017-18 | TAMPA BAY | NHL | 23 | 3 | 1 | 4 | 11 | 0 | 0 | 0 | 0 | 0 |
| 2018-19 | TAMPA BAY | NHL | 65 | 7 | 13 | 20 | 40 | 3 | 0 | 0 | 0 | 2 |
| 2019-20 | DETROIT | NHL | 56 | 2 | 3 | 5 | 28 | -- | -- | -- | -- | -- |
| DETROIT TOTALS | | | 56 | 2 | 3 | 5 | 28 | 0 | 0 | 0 | 0 | 0 |
| NHL TOTALS | | | 170 | 15 | 17 | 32 | 90 | 3 | 0 | 0 | 0 | 2 |



14 ROBBY FABBRI

5-10 • 190 lbs. • Center • Shoots Left
Born: Mississauga, Ontario – January 22, 1996
Last Amateur Club: Guelph Storm (OHL)

BECAME A RED WING: Acquired by Detroit in a trade with St. Louis on November 7, 2019

CAREER STATS VS. NHL

| TEAM | GP | G | A | PTS | PIM |
|--------------|------------|-----------|-----------|------------|-----------|
| ANA | 5 | 1 | 3 | 4 | 0 |
| ARI | 4 | 0 | 2 | 2 | 0 |
| BOS | 7 | 3 | 0 | 3 | 0 |
| BUF | 5 | 2 | 3 | 5 | 5 |
| CGY | 5 | 0 | 2 | 2 | 4 |
| CAR | 7 | 2 | 2 | 4 | 8 |
| CHI | 11 | 2 | 4 | 6 | 4 |
| COL | 9 | 1 | 1 | 2 | 0 |
| CBJ | 7 | 2 | 1 | 3 | 4 |
| DAL | 14 | 2 | 4 | 6 | 6 |
| DET | 5 | 0 | 1 | 1 | 2 |
| EDM | 4 | 1 | 1 | 2 | 2 |
| FLA | 4 | 1 | 1 | 2 | 2 |
| L.A. | 8 | 1 | 0 | 1 | 2 |
| MIN | 14 | 1 | 4 | 5 | 8 |
| MTL | 8 | 3 | 2 | 5 | 2 |
| NSH | 11 | 2 | 2 | 4 | 0 |
| NJ | 7 | 2 | 2 | 4 | 2 |
| NYI | 8 | 1 | 2 | 3 | 4 |
| NYR | 7 | 1 | 3 | 4 | 0 |
| OTT | 8 | 1 | 2 | 3 | 2 |
| PHI | 6 | 6 | 1 | 7 | 0 |
| PIT | 7 | 2 | 2 | 4 | 0 |
| SJ | 9 | 1 | 4 | 5 | 0 |
| STL | 0 | 0 | 0 | 0 | 0 |
| TB | 6 | 3 | 2 | 5 | 11 |
| TOR | 6 | 0 | 2 | 2 | 2 |
| VAN | 5 | 2 | 1 | 3 | 2 |
| VGK | 3 | 0 | 2 | 2 | 0 |
| WSH | 7 | 1 | 0 | 1 | 0 |
| WPG | 9 | 2 | 2 | 4 | 2 |
| TOTAL | 216 | 46 | 58 | 104 | 78 |

CAREER

Entering his second season with the Red Wings and sixth NHL season... Signed to a two-year contract extension by Detroit on August 24, 2020... Originally acquired by Detroit in a trade with St. Louis on November 7, 2019 in exchange for center Jacob de la Rose... 2019 Stanley Cup champion with St. Louis... Made the NHL at the age of 19 and skated 164 games with the Blues from 2015-20... Former first-round pick (21st overall) of St. Louis in the 2014 NHL Entry Draft... 2014 OHL champion with the Guelph Storm, winning the Wayne Gretzky 99 Award as Playoff MVP... Owns two gold medals with Canada in international play from the 2015 IIHF World Junior Championship and 2013 Hlinka Gretzky Cup.

BY SEASON

2019-20: Saw time with both St. Louis and Detroit after being acquired by the Red Wings on 11/7 in exchange for Jacob de la Rose... Scored one goal in nine games with the Blues and totaled 31 points (14-17-31) in 52 games with the Red Wings... Ranked among Detroit's leaders with 14 goals (4th), 17 assists (5th), 31 points (T4th), six power-play goals (T1st), nine power-play points (T4th), 104 shots (6th), a 13.5 shooting percentage (2nd) and 17:16 average time on ice (10th)... Scored twice in his Red Wings debut on 11/8 vs. Boston, becoming just the seventh player in franchise history to score twice in his Red Wings debut... His two-goal debut also marked his first multi-goal and multi-point game since the 2016-17 season... Recorded points in each of his first three games with Detroit (11/8-11/12) and totaled eight points (3-5-8) in his first seven games with the club from 11/8-11/21... Scored five goals in a six-game span from 11/29-12/12... Tied a career best with his second career three-point game (2-1-3) on 12/12 vs. Winnipeg... Ran a four-game point streak (1-3-4) from 1/7-1/14... Skated in his 200th NHL game on 2/1 vs. NY Rangers... Reached 100 NHL points on 2/6 at Buffalo.

2018-19: Won a Stanley Cup championship with St. Louis, returning to the lineup mid-season after missing almost a year-and-a-half of game action due to knee injuries... Contributed six points (2-4-6) and six penalty minutes in 32 regular-season games for the Blues... Made his season debut on 11/1 vs. Vegas, picking up an assist on his first shift in what was his first NHL game since 2/4/17... Scored in his third game back from injury on 11/16 vs. Carolina... Skated in 10 of St. Louis' postseason games, contributing one goal... Also picked up two points (1-1-2) in three games with the AHL's San Antonio Rampage on a conditioning stint prior to returning from his injury.

14 ROBBY FABBRI

CONTINUED



2017-18: Missed the entire season due to a knee injury.

2016-17: Skated in 51 games with St. Louis in his second NHL campaign...Registered 29 points (11-28-29) and 27 penalty minutes...Logged five points (3-2-5) over a season-best four-game point streak from 11/12-11/19... Posted back-to-back two-point games from 12/8-12/9, part of a stretch of three multi-point games in a five-game stretch from 12/1-12/9... Appeared in his 100th NHL game on 12/11 at Minnesota...Recorded his first career hat trick on 12/28 vs. Philadelphia...Suffered a season-ending knee injury on 2/4 vs. Pittsburgh.

2015-16: Made the NHL as a 19-year-old and tallied 37 points (18-19-37) and 25 penalty minutes in 72 games as a rookie...Ranked among Blues leaders with 18 goals (T3rd), 19 assists (10th) and 37 points (T7th)...Tied for sixth among NHL rookies in goals and finished 10th in points... Scored a goal in his NHL debut on 10/8 vs. Edmonton (Cam Talbot)...Picked up his first NHL assist during his first career multi-point game (1-12) on 11/4 at Chicago...Scored in back-to-back games for the first time, 11/23-11/25... Recorded a career-best three-game goal streak from 12/21-12/26...Ran a career-best four-game point streak from 2/6-2/14, logging five points (2-3-5) in that span... Bested his personal best with a five-game point streak, totaling six points (1-5-6) from 3/6-3/14...Notched at least

a point in eight of nine games from 3/6-3/25...Enjoyed a breakout postseason in which he tied for the Blues scoring lead with 15 points (4-11-15) in 20 games in St. Louis' run to the Western Conference Final...Posted five multi-point games in the postseason...Logged his first two postseason points with a pair of assists in Game 3 of the First Round vs. Chicago...Scored his first NHL playoff goal in a two-point effort Game 5 of the Second Round at Dallas...Became the youngest Blue to ever score in a Game 7, and the youngest player in NHL history to record three points (1-2-3) in a Game 7 at 20 years and 110 days to send St. Louis to the conference finals on 5/11 at Dallas.

JUNIOR CAREER (2012-15): Played three seasons with the OHL's Guelph Storm and was a teammate of Red Wings forward Tyler Bertuzzi each season and Red Wings prospect Givani Smith in 2014-15...Totaled 171 points (80-91-171), a plus-67 rating and 133 penalty minutes in 147 career OHL games...Racked up 51 points (25-26-51) in 30 games in his final junior season (2014-15) ...Posted a junior career-high six points (3-3-6) on 11/9 vs. London...Skated in three regular-season and three postseason games with the AHL's Chicago Wolves after wrapping up his junior career...Won a gold medal with Canada at the 2015 IIHF World Junior Championship, ranking seventh on the team with six points (2-4-6) in five games...Enjoyed his best junior season in 2013-14, winning an OHL championship

14 ROBBY FABBRI

CONTINUED



and playoff MVP after amassing 87 points (45-42-87) in 58 regular-season games and 28 points (13-15-28) in 16 playoff games...Tied for 14th in regular-season scoring and finished third in playoff scoring...Posted two hat tricks on 11/1 vs. Kitchener and 12/19 vs. Sault Ste. Marie...Racked up a 10-game goal streak from 12/6-1/1, totaling 19 points (13-6-19) in that span...Had a point in all but one

postseason game, including a playoff hat trick on 4/21 at Erie...Contributed six points (2-4-6) in four games at the 2014 CHL Memorial Cup...Posted 33 points (10-23-33) in 59 games as an OHL rookie in 2012-13...Logged a hat trick in his 17th game of the season after going goalless in his first 16 career OHL games on 11/3 at Niagara...Won gold with Canada at the 2013 Hlinka Gretzky Cup.

CAREER HIGHLIGHTS

| | | |
|----------------------|-----------------------------------|---|
| FIRSTS | | SOG: 6 (1X).....01/31/2017 STL 3 VS WPG 5 |
| FIRST GP:..... | 10/08/2015 STL 3 VS EDM 1 | PIM: 5 (2X).....11/15/2016 STL 4 VS BUF 1 |
| FIRST ASST:..... | 11/04/2015 STL 6 AT CHI 5 | HAT TRICKS: 1.....12/28/2016 STL 6 VS PHI 3 (3G) |
| FIRST GOAL:..... | 10/08/2015 STL 3 VS EDM 1 | MULTI-PT GAMES: 17 ...02/06/2020 DET 4 AT BUF 3 (0G-2A) |
| MOSTS: | MOST RECENTLY | LONGEST PERSONAL STREAKS: |
| GOALS: 3 (1X)..... | 12/28/2016 STL 6 VS PHI 3 | GOALS: 3 (1X).....12/21/2015 12/26/2015 (3G) |
| ASSISTS: 2 (6X)..... | 02/06/2020 DET 4 AT BUF 3 | ASSISTS: 4 (1X).....03/09/2016 03/14/2016 (5A) |
| POINTS: 3 (2X)..... | 12/12/2019 DET 5 VS WPG 2 (2G-1A) | PTS: 5 (1X).....03/06/2016 03/14/2016 (1G-5A) |

CAREER STATS REGULAR SEASON PLAYOFFS (BOLD)

| SEASON | CLUB | LEAGUE | GP | G | A | P | PM | GP | G | A | P | PM |
|-----------------------|-----------|--------|------------|-----------|-----------|------------|-----------|-----------|----------|-----------|-----------|----------|
| 2015-16 | ST. LOUIS | NHL | 72 | 18 | 19 | 37 | 25 | 20 | 4 | 11 | 15 | 6 |
| 2016-17 | ST. LOUIS | NHL | 51 | 11 | 18 | 29 | 27 | -- | -- | -- | -- | -- |
| 2017-18 | ST. LOUIS | NHL | -- | -- | -- | -- | -- | -- | -- | -- | -- | -- |
| 2018-19 | ST. LOUIS | NHL | 32 | 2 | 4 | 6 | 6 | 10 | 1 | 0 | 1 | 0 |
| 2019-20 | ST. LOUIS | NHL | 9 | 1 | 0 | 1 | 2 | -- | -- | -- | -- | -- |
| 2019-20 | DETROIT | NHL | 52 | 14 | 17 | 31 | 18 | -- | -- | -- | -- | -- |
| DETROIT TOTALS | | | 52 | 14 | 17 | 31 | 18 | 0 | 0 | 0 | 0 | 0 |
| NHL TOTALS | | | 216 | 46 | 58 | 104 | 78 | 30 | 5 | 11 | 16 | 6 |



51 VALTTERI FILPPULA

6-0 • 196 lbs. • Center • Shoots Left
Born: Vantaa, Finland – March 20, 1984
Last Amateur Club: Jokerit (Finland)

BECAME A RED WING: Third round (95th overall) of the 2002 NHL Entry Draft...
Re-acquired as a free agent on July 1, 2019

CAREER STATS VS. NHL

| TEAM | GP | G | A | PTS | PIM |
|--------------|-------------|------------|------------|------------|------------|
| ANA | 38 | 7 | 10 | 17 | 16 |
| ARI | 35 | 7 | 12 | 19 | 12 |
| BOS | 29 | 4 | 3 | 7 | 6 |
| BUF | 33 | 5 | 13 | 18 | 12 |
| CGY | 37 | 8 | 12 | 20 | 12 |
| CAR | 29 | 4 | 13 | 17 | 12 |
| CHI | 51 | 9 | 14 | 23 | 26 |
| COL | 38 | 11 | 13 | 24 | 20 |
| CBJ | 64 | 9 | 16 | 25 | 26 |
| DAL | 35 | 4 | 13 | 17 | 10 |
| DET | 20 | 2 | 3 | 5 | 6 |
| EDM | 39 | 12 | 12 | 24 | 10 |
| FLA | 27 | 6 | 11 | 17 | 22 |
| L.A. | 39 | 9 | 10 | 19 | 10 |
| MIN | 40 | 5 | 15 | 20 | 10 |
| MTL | 27 | 3 | 11 | 14 | 6 |
| NSH | 53 | 10 | 19 | 29 | 10 |
| NJ | 31 | 5 | 10 | 15 | 6 |
| NYI | 24 | 6 | 6 | 12 | 4 |
| NYR | 26 | 6 | 17 | 23 | 14 |
| OTT | 32 | 8 | 7 | 15 | 14 |
| PHI | 22 | 3 | 13 | 16 | 4 |
| PIT | 31 | 8 | 10 | 18 | 4 |
| SJ | 37 | 4 | 13 | 17 | 16 |
| STL | 53 | 15 | 13 | 28 | 10 |
| TB | 11 | 1 | 3 | 4 | 4 |
| TOR | 28 | 4 | 5 | 9 | 12 |
| VAN | 38 | 8 | 18 | 26 | 8 |
| VGK | 5 | 0 | 0 | 0 | 0 |
| WSH | 27 | 6 | 6 | 12 | 8 |
| WPG | 19 | 2 | 3 | 5 | 4 |
| TOTAL | 1018 | 191 | 324 | 515 | 334 |

CAREER

Currently in his second tour with Detroit, marking his 10th season with the Red Wings and his 17th NHL campaign...Signed a two-year contract with Detroit on July 1, 2019...2008 Stanley Cup champion with the Red Wings...The first Finnish-born player in franchise history...Represented Finland at the 2012 and 2017 IIHF World Championship and the 2016 World Cup of Hockey...Won a bronze medal with Finland at the 2010 Olympic Winter Games in Vancouver...Named a 2004 IIHF World Junior Championship tournament all-star...Became the eighth Finnish player to skate in 1,000 NHL games on February 1, 2020 vs. NY Rangers and enters this season with 1,018 total appearances between Detroit (553), Tampa Bay (292), Philadelphia (101) and NY Islanders (72).

BY SEASON

2019-20: Returned to the Red Wings after a six-year absence and ranked among team leaders with 70 games played (3rd), six goals (T9th), 15 assists (6th), 21 points (75th), five power-play points (T8th) and a 9.5 shooting percentage (T5th)...Notched an assist in his season debut, 10/5 at Nashville, for his first point with Detroit since 2012-13...Scored his first goal of the season on 10/29 vs. Edmonton...Reached 500 NHL points on 11/4 vs. Nashville...Scored a goal in his 500th game with Detroit on 11/6 at NY Rangers...Became the 345th player and eighth Finnish-born player to skate in 1,000 NHL games on 2/1 vs. NY Rangers.

2018-19: Signed with the New York Islanders as a free agent and logged 72 games played, chipping in 31 points (17-14-31)...Ranked among New York's leaders with 17 goals (7th), 31 points (8th), a career-best plus-19 rating (6th), one shorthanded goal (T2nd), four game-winning goals (T3rd) and a 21.8 shooting percentage (1st)...Posted the NHL's best shooting percentage among players with more than 60 shots...Scored in each of his first two games with the Islanders (10/4 at Carolina and 10/6 vs. Nashville) and totaled six points (4-2-6) in his first six games with the team from 10/4-10/18...Posted a season-best three assists on 11/15 vs. NY Rangers, including his 300th NHL assist...Skated in his 900th NHL game on 11/29 at Boston...Netted his first career overtime winner on 1/15 vs. St. Louis...Notched a pair of two-goal games among his final eight games of the season, 3/7 at Ottawa and 4/6 at Washington...Skated in all eight postseason games for New York and tied for fifth on the club with four points (0-4-4).

2017-18: Appeared in 81 games for Philadelphia in his first full campaign with the Flyers...Notched 33 points (11-22-33)...Placed among team leaders

51 VALTTERI FILPPULA

CONTINUED



with 22 assists (7th), 33 points (8th) and four game-winning goals (4th)...Picked up a two-goal game on 10/10 at Nashville to begin a three-game goal streak from 10/10-10/17...Played his 800th NHL game on 10/14 vs. Washington...Totaled five multi-point games...Appeared in six postseason games with the Flyers, tying for second on the team with three points (1-2-3).

2016-17: Split the season between the Tampa Bay Lightning and Philadelphia Flyers, combining for 42 points (12-30-42) and 26 penalty minutes in 79 games...Scored in each of his first two games for Tampa Bay, 10/13-10/15, with five points (3-2-5) in his first five games of the season...Logged six assists in a six-game span from 11/15-11/25...Reached 400 NHL points on 11/17 at Buffalo...Matched a personal best with three assists on 12/14 at Calgary...Notched a season-best five-game point streak from 1/8-1/17, part of a stretch of eight assists in eight games from 1/8-1/24...Traded with a fourth-round pick in the 2017 NHL Entry Draft and a conditional seventh-round pick in the 2017 NHL Entry Draft by Tampa Bay to Philadelphia in exchange for Mark Streit on 3/1...Scored in his Flyers debut on 3/2 vs. Florida...Netted four goals in a five-game span, 3/26-4/2...Represented Finland on two occasions: scoring one goal in three games at the World Cup of Hockey and notching five points (2-3-5) at the IIHF World Championship, serving in each tournament as an alternate captain.

2015-16: Skated in 76 games in his third season with Tampa Bay and produced 31 points (8-23-31)...Ranked ninth on the team in points and sat first in faceoff

percentage (52.0)...Began the season with points in three game (1-2-3) from 10/8-10/12...Authored a four-game point streak (1-4-5) from 12/28-1/5...Notched a three-point game (1-2-3) on 1/15 vs. Pittsburgh...Skated in his 700th NHL contest on 2/23 vs. Arizona...Appeared in all 17 of Tampa Bay's postseason games and contributed seven points (1-6-7)...Led the Lightning during the playoffs in faceoff percentage (52.2) and average TOI by a forward (20:45).

2014-15: Appeared in all 82 games for the first time in his NHL career...Ranked among Tampa Bay leaders with 12 goals (T8th), 36 assists (T3rd), 48 points (6th), 17 power-play points (T2nd), 19:01 average TOI (2nd among forwards) and a 52.4 faceoff percentage (1st)...Posted points in three-straight games to begin the season, 10/9-10/13...Tied a career best with three assists on 10/30 vs. Philadelphia...Skated in his 600th NHL game on 1/6 at Montreal...Logged three points (1-2-3) on 2/8 vs. Anaheim to begin a four-game point streak (1-5-6 from 2/8-2/15)...Made his second career appearance in the Stanley Cup Final as Chicago defeated Tampa Bay...Notched 14 points (4-10-14) in 26 playoff games to tie for sixth in Lightning postseason scoring.

2013-14: Established a career-high in goals (25) in his first season with Tampa Bay and posted the second-best point total of his NHL career (58)...Tied for second on the team in goals and ranked among team leaders with 33 assists (3rd), 58 points (3rd), six power-play goals (3rd), 20 power-play points (1st), a 19.1 shooting percentage (2nd), a 52.3 faceoff percentage (1st) and 19:59 average

51 VALTTERI FILPPULA

CONTINUED

time on ice (6th, 4th among forwards)...Scored in his Tampa Bay debut on 10/3 at Boston...Posted four goals in his first five games with the team, including a two-goal game on 10/10 vs. Florida...Appeared in his 500th NHL game on 11/11 at Boston...Racked up 16 points (5-11-16) during a Lightning season-best 12-game point streak from 3/8-3/30...Reached 300 NHL points on 3/17 vs. Vancouver...Tallied one assist in four postseason games.

2012-13: Appeared in 41 games with the Red Wings, tallying 17 points (9-8-17)...Posted a season-best four-game point streak from 2/24-3/16...Reached 250 NHL points on 4/22 vs. Phoenix...Scored his 100th NHL goal on 4/25 vs. Nashville...Logged 14 postseason games and registered six points (2-4-6)...Scored the game-winning goal in Game 7 of Detroit's second-round series, 5/12 vs. Anaheim...Skated for Jokerit Helsinki during the NHL lockout, posting 15 points (6-9-15) in 16 games.

2011-12: Skated in a then career-high 81 games for Detroit...Set then career-highs in goals (23), assists (43) and points (66)...His 66 points ranked third on the team behind only Henrik Zetterberg (69) and Pavel Datsyuk (67)...Finished with a career-high plus-18 rating...Skated in his 400th career NHL game on 1/7 at Toronto...Collected his 200th career NHL point (assist) on 1/3 at Dallas...Registered a career-high four points (1-3-4) on 1/21 vs. Columbus...Averaged 18:15 TOI in the regular season...Won 51.7% of his face-offs taken (193W-180L)...Scored one of Detroit's two shorthanded goals in 2011-12...Appeared in all five postseason games...Finished with two points (0-2-2) in the playoffs...Averaged 19:20 TOI in the playoffs.

2010-11: Played in 71 games for Detroit...Missed two games on 1/7 and 1/8 with a groin injury and 8 games from 2/9-2/24 with a lower body injury...Registered 39 points (16-23-39) and 22 penalty minutes...Notched career highs with four power-play goals and five game-winning goals...Played in his 300th career game on 11/3 at Calgary...Collected his 100th career assist on 4/10 at Chicago...Averaged 16:43 of ice time per game in the regular season...Won 51.5% of his 928 face-offs taken...Appeared in all 11 postseason games for Detroit...Tied for second on team in postseason scoring with eight points (2-6-8)...Registered six PIM and a plus-5 rating in the playoffs...Scored two postseason game-winning goals (Round One Game Three vs. Phoenix and Round Two Game Six vs. San Jose)...Averaged 17:47 of ice time in the postseason...Won 47.9% of face-offs taken in the playoffs.



2009-10: Finished the season with 11 goals and 24 assists for 35 points in 55 games...Missed 26 games from 10/31-12/23 due to a broken wrist...Averaged 18:14 of ice time during the regular season...Won 51.7% of his face-offs taken...Notched his 100th career NHL point when he assisted on Darren Helm's goal on 10/29 vs. Edmonton...Tied a career high when he tallied three points (2-1-3) on 3/24 vs. St. Louis...Fired a career-high seven shots on goal on 2/3 at Anaheim...Appeared in all 12 postseason games for Detroit...Finished with 9 points (4-5-9) during the 2010 Stanley Cup Playoffs...Averaged 18:34 of ice time during the postseason...Registered two postseason power-play goals...Played for his native Finland at the 2010 Winter Olympics in Vancouver and took home a bronze medal.

2008-09: Appeared in a career high 80 games...Established new career highs in assists (28), points (40), PIM (42) and shots on goal (129)...Played in his 200th career game on 1/17 at SJ...Averaged 16:06 of ice time in regular season...Had six multi-point games...Appeared in all 23 postseason games for Detroit...Tied for third on team in postseason scoring with 16 points (3-13-16)...Averaged 17:37 of ice time in postseason.

2007-08: Skated in 78 games for Detroit...Established career highs in goals (19), assists (17) and points (36)...Became the first Red Wing to attempt, and score on, two penalty shots in the same season since Steve Yzerman in 1992 (vs. Nashville on 12/10 and vs. Florida on 12/15)...Appeared in all 22 postseason games for Detroit...Registered 11 points (5-6-11) during the 2008 playoffs en route to winning his first career Stanley Cup championship.

51 VALTTERI FILPPULA

CONTINUED

2006-07: Appeared in 73 games in his rookie season... Led Detroit rookies in time on ice per game, averaging 11:15 per game... Scored his first NHL goal on 10/28 at St. Louis... Tallied his first goal at Joe Louis Arena on 12/31 vs. Los Angeles... Appeared in all 18 of Detroit's postseason games... Three goals and two assists in the postseason led Detroit rookies.

2005-06: Made his NHL debut 12/15 at Florida... Recorded his first NHL point (assist) 12/15 at Florida... Played his first season as a pro in North America with the Grand Rapids Griffins... Ranked fifth in scoring on the Griffins with 70 points (20-50-70)... Led the Griffins with seven goals in 16 playoff games... Among the AHL's leaders in assists (50)... Played for PlanetUSA in the 2006 AHL All-Star Classic.

2004-05: Played for Finland's Jokerit Helsinki and ranked third on the team in assists (20) and tied for fourth in points with 30.



2003-04: Played his first pro season in Finland with Jokerit Helsinki... Led Finland to a bronze medal at the IIHF World Junior Championship in Finland.

2003-04: Played his first pro season in Finland with Jokerit Helsinki... Led Finland to a bronze medal at the IIHF World Junior Championship in Finland.

CAREER HIGHLIGHTS

FIRSTS

FIRST GP: 12/15/2005 DET 2 AT FLA 3
FIRST ASST: 12/15/2005 DET 2 AT FLA 3
FIRST GOAL: 10/28/2006 DET 3 AT STL 2

MOSTS:

GOALS: 2 (16X).....04/06/2019 NYI 3 AT WSH 0
ASSISTS: 3 (7X).....11/15/2018 NYI 7 VS NYR 5
POINTS: 4 (1X).....10/21/2011 DET 5 VS CBJ 2 (1G-3A)

MOST RECENTLY

SOG: 7 (1X).....02/03/2010 DET 1 AT ANA 3
PIM: 4 (13X).....01/31/2020 DET 2 AT NYR 4
HAT TRICKS: NONE
MULTI-PT GAMES: 94...11/19/2019 DET 3 VS OTT 4 (1G-1A)

LONGEST PERSONAL STREAKS:

GOALS: 3 (4X).....10/10/2017 10/17/2017 (4G)
ASSISTS: 4 (3X).....01/08/2017 01/16/2017 (4A)
PTS: 12 (1X).....03/08/2014 03/20/2014 (5G-11A)

CAREER STATS

REGULAR SEASON

PLAYOFFS (BOLD)

| SEASON | CLUB | LEAGUE | GP | G | A | P | PM | GP | G | A | P | PM |
|-----------------------|--------------|--------|-------------|------------|------------|------------|------------|------------|-----------|-----------|-----------|-----------|
| 2005-06 | DETROIT | NHL | 4 | 0 | 1 | 1 | 2 | -- | -- | -- | -- | -- |
| 2006-07 | DETROIT | NHL | 73 | 10 | 7 | 17 | 20 | 18 | 3 | 2 | 5 | 2 |
| 2007-08 | DETROIT | NHL | 78 | 19 | 17 | 36 | 28 | 22 | 5 | 6 | 11 | 2 |
| 2008-09 | DETROIT | NHL | 80 | 12 | 28 | 40 | 42 | 23 | 3 | 13 | 16 | 8 |
| 2009-10 | DETROIT | NHL | 55 | 11 | 24 | 35 | 24 | 12 | 4 | 5 | 9 | 6 |
| 2010-11 | DETROIT | NHL | 71 | 16 | 23 | 39 | 22 | 11 | 2 | 6 | 8 | 6 |
| 2011-12 | DETROIT | NHL | 81 | 23 | 43 | 66 | 14 | 5 | 0 | 2 | 2 | 2 |
| 2012-13 | DETROIT | NHL | 41 | 9 | 8 | 17 | 6 | 14 | 2 | 4 | 6 | 4 |
| 2013-14 | TAMPA BAY | NHL | 75 | 25 | 33 | 58 | 20 | 4 | 0 | 1 | 1 | 0 |
| 2014-15 | TAMPA BAY | NHL | 82 | 12 | 36 | 48 | 24 | 26 | 4 | 10 | 14 | 4 |
| 2015-16 | TAMPA BAY | NHL | 76 | 8 | 23 | 31 | 46 | 17 | 1 | 6 | 7 | 0 |
| 2016-17 | TAMPA BAY | NHL | 59 | 7 | 27 | 34 | 24 | -- | -- | -- | -- | -- |
| 2016-17 | PHILADELPHIA | NHL | 20 | 5 | 3 | 8 | 2 | -- | -- | -- | -- | -- |
| 2017-18 | PHILADELPHIA | NHL | 81 | 11 | 22 | 33 | 20 | 6 | 1 | 2 | 3 | 2 |
| 2018-19 | NY ISLANDERS | NHL | 72 | 17 | 14 | 31 | 16 | 8 | 0 | 4 | 4 | 2 |
| 2019-20 | DETROIT | NHL | 70 | 6 | 15 | 21 | 24 | -- | -- | -- | -- | -- |
| DETROIT TOTALS | | | 553 | 106 | 166 | 272 | 182 | 105 | 19 | 38 | 57 | 30 |
| NHL TOTALS | | | 1018 | 191 | 324 | 515 | 334 | 166 | 25 | 61 | 86 | 38 |



89 SAM GAGNER

5-11 • 200 lbs. • Center • Shoots Right
Born: London, Ontario – August 10, 1989
Last Amateur Club: London Knights (OHL)

BECAME A RED WING: Acquired by Detroit in a trade with Edmonton on February 24, 2020

CAREER STATS VS. NHL

| TEAM | GP | G | A | PTS | PIM |
|--------------|------------|------------|------------|------------|------------|
| ANA | 39 | 11 | 10 | 21 | 31 |
| ARI | 38 | 6 | 11 | 17 | 18 |
| BOS | 14 | 3 | 2 | 5 | 0 |
| BUF | 16 | 3 | 8 | 11 | 2 |
| CGY | 53 | 13 | 15 | 28 | 20 |
| CAR | 18 | 1 | 9 | 10 | 4 |
| CHI | 37 | 13 | 16 | 29 | 8 |
| COL | 49 | 15 | 26 | 41 | 35 |
| CBJ | 33 | 11 | 17 | 28 | 6 |
| DAL | 37 | 9 | 9 | 18 | 29 |
| DET | 32 | 7 | 9 | 16 | 8 |
| EDM | 13 | 4 | 4 | 8 | 10 |
| FLA | 17 | 1 | 5 | 6 | 4 |
| L.A. | 38 | 4 | 8 | 12 | 23 |
| MIN | 43 | 3 | 15 | 18 | 18 |
| MTL | 16 | 5 | 5 | 10 | 4 |
| NSH | 34 | 5 | 13 | 18 | 17 |
| NJ | 18 | 3 | 3 | 6 | 4 |
| NYI | 18 | 3 | 4 | 7 | 4 |
| NYR | 20 | 4 | 7 | 11 | 8 |
| OTT | 21 | 6 | 7 | 13 | 23 |
| PHI | 15 | 1 | 6 | 7 | 6 |
| PIT | 18 | 0 | 4 | 4 | 4 |
| SJ | 43 | 8 | 20 | 28 | 21 |
| STL | 35 | 9 | 12 | 21 | 16 |
| TB | 16 | 2 | 8 | 10 | 8 |
| TOR | 21 | 6 | 7 | 13 | 6 |
| VAN | 48 | 5 | 20 | 25 | 19 |
| VGK | 7 | 0 | 4 | 4 | 0 |
| WSH | 19 | 1 | 6 | 7 | 14 |
| WPG | 18 | 2 | 5 | 7 | 10 |
| TOTAL | 844 | 164 | 295 | 459 | 380 |

CAREER

Starting his second season with the Red Wings and 14th NHL season...Signed to a one-year contract extension by Detroit on September 26, 2020...Originally acquired by the Red Wings along with two second-round picks from the Oilers in exchange for forwards Andreas Athanasiou and Ryan Kuffner on February 24, 2020...Skated in 838 games with Edmonton (542), Arizona (81), Columbus (81), Vancouver (81) and Philadelphia (53) prior to joining Detroit...Recorded one of just 14 games in NHL history where one player recorded eight-or-more points on 2/2/12 vs. Chicago while with Edmonton...Originally selected in the first round (sixth overall) of the 2007 NHL Entry Draft by Edmonton and made the NHL at 18...2008 NHL YoungStars Game...2007 OHL and CHL All-Rookie Team and OHL Third All-Star Team with the London Knights...2006 USHL All-Rookie Team with the Sioux City Musketeers...Two-time gold medalist with Canada at the 2012 Spengler Cup and 2007 IIHF World Junior Championship...Also earned silver at the 2008 IIHF World Championship...Son of Dave Gagner, who played 946 NHL games with six teams from 1984-99.

BY SEASON

2019-20: Saw time with three teams, totaling 13 points (6-7-13) and 12 penalty minutes in 42 games between Edmonton and Detroit and picking up four points (2-2-4) in a four-game stint with AHL Bakersfield...Traded to Detroit on 2/24 along with a second-round pick in the 2020 NHL Entry Draft and a second-round pick in the 2021 NHL Entry Draft from Edmonton in exchange for left wings Andreas Athanasiou and Ryan Kuffner...Made his Red Wings debut on 2/27 vs. Minnesota...Picked up his first goal and point with Detroit on Feb. 29 at Ottawa...Posted two multi-point games while with Edmonton on 11/12 at San Jose (1-1-2) and 12/4 vs. Ottawa (0-2-2).

2018-19: Split time between the AHL and NHL, logging 13 points (6-7-13) and 14 penalty minutes in 32 games combined between Vancouver and Edmonton and notching 37 points (12-25-37) in 43 games with the AHL's Toronto Marlies, where he was loaned from Vancouver...Picked up three points (1-2-3) in seven games with Vancouver before being acquired by Edmonton on 2/16 in exchange for center Ryan Spooner...Scored two goals in his first four games back with the Oilers...Skated in his 800th NHL game on 4/2 at Colorado.

2017-18: Appeared in 74 games with Vancouver after signing with the team as a free agent in the offseason, ranking seventh on the team in scoring with 31 points (10-21-31)...Recorded his first point/assist with the Canucks on 10/12 vs. Winnipeg and added his first goal on 10/30 vs. Dallas...Logged his 700th NHL

89 SAM GAGNER

CONTINUED



game on 10/14 vs. Calgary...Capped off a season-best four-game point streak from 12/19-12/28 with a three-point game (2-1-3) on 12/28 vs. Chicago.

2016-17: Signed with Columbus in the offseason and enjoyed a career season, tying his career best for goals (18) and setting a new career high with 50 points (18-32-50), alongside a plus-10 rating and 22 penalty minutes...Ranked among team leaders in goals (T4th), assists (3rd), points (5th), power-play goals (8, 3rd) and power-play points (18, 5th)...Totaled 10 multi-point games...Recorded his first point (assist) with the Blue Jackets on 10/25 at Los Angeles and scored his first goal during a two-goal effort on 10/28 at Anaheim...Ran a six-game point streak from 11/10-11/21, totaling seven points (4-3-7)...Registered a season-high four points (2-2-4) on 12/5 vs. Arizona, part of a span in which he recorded three multi-point games in a four-game span from 12/5-12/13, totaling eight points (4-4-8)...Recorded his 400th NHL point on 4/2 vs. Washington...Picked up two assists in five postseason games with Columbus.

2015-16: Joined the Flyers in the offseason after he was traded to Philadelphia along with a conditional fourth-round pick in the 2016 NHL Entry Draft from Arizona in exchange for defensemen Nicklas Grossmann and Chris Pronger on 6/27...Logged 16 points (8-8-16) and 25 penalty minutes in 53 games with the Flyers...Recorded an

assist in his Philadelphia debut on 10/12 vs. Florida and scored his first goal with the club two days later on 10/14 vs. Chicago...Totaled four points in his first five games with the team from 10/12-10/24...Recorded two assists in his 600th NHL game on 3/12 at Florida...Made his NHL postseason debut by skating in six playoff games and picking up two points (0-2-2)...Also logged six points (1-5-6) in nine games with the AHL's Lehigh Valley Phantoms.

2014-15: Was part of a three-team trade on 6/29 to join the Arizona Coyotes following seven seasons with the Oilers, first moving from Edmonton to Tampa Bay in exchange for right wing Teddy Purcell and subsequently being flipped alongside B.J. Crombeen from Tampa Bay to Arizona in exchange for a sixth-round pick in the 2015 NHL Entry Draft...Ranked among Coyotes leaders with 15 goals (2nd), 26 assists (2nd), 41 points (T2nd), six power-play goals (T2nd) and 12 power-play points (T4th)...Made his Arizona debut on 10/9 vs. Winnipeg and picked up his first point (assist) on 10/25 vs. Florida...Scored his first goal with the team on 11/2 at Washington...Reached 300 NHL points on 11/14 at Vancouver...Skated in his 500th NHL game on 11/18 vs. Washington...Collected his 200th NHL assist on 11/20 at Dallas.

2013-14: Skated in 67 games with Edmonton, notching 37 points (10-27-37)...Ranked among Oilers leaders with 10 goals (T7th), 27 assists (5th) and 37 points (5th)...

89 SAM GAGNER

CONTINUED



Posted a season-best five-game point streak from 3/1-3/11, totaling seven points (1-6-7)...Scored his 100th NHL goal on 3/28 vs. Anaheim.

2012-13: Appeared in all 48 games for the Oilers, totaling 38 points (14-24-38) which marks the best point-per-game average of his NHL career (0.79)...Ranked fourth on the team in goals and second in assists and points... Also tied for the Oilers lead with 15 power-play points... Began the season with a career-best 10-game point streak from 1/20-2/6, notching 11 points (3-8-11) in that span...Totaled 19 points (5-14-19) in the first 19 games of the season...Made his 400th NHL appearance on 3/30 vs. Vancouver...Also skated in 21 games with Klagenfurt AC of Austria's EBEL prior to the NHL season beginning, racking up 20 points (10-10-20)...Won gold at the 2012 Spengler Cup, contributing three assists in four games.

2011-12: Logged 75 games with the Oilers and set a career high with 18 goals alongside 47 points (18-29-47), marking his fifth-straight year with 40-points or better... Finished fourth on Edmonton in points and second in assists...Skated in his 300th NHL game on 11/10 at Boston...Enjoyed one of the most historic nights in NHL history when he logged eight points (4-4-8) on 2/2 vs. Chicago, tying an Oilers record (with Wayne Gretzky and Paul Coffey), marking one of just 14 instances of a player recording eight-or-more points in one game (and first since Mario Lemieux on 12/31/88)...His eight-point night came as part of a five-game point streak in which he racked up 15 points (8-7-15) from 1/31-2/8.

2010-11: Appeared in 68 games in his fourth NHL campaign, ranking among Edmonton leaders with 15 goals (T5th), 27 assists (2nd) and 42 points (T2nd)... Notched a season-best five-game point streak from 11/27-12/4... Reached 100 NHL assists on 12/21 at San Jose...Played his 200th NHL game on 1/18 vs. Minnesota.

2009-10: Finished second on Edmonton in scoring in his third NHL campaign, notching 41 points (15-26-41) in 68 games...Tied for third on the team in goals and for second in assists, while tying for the team lead with 17 power-play points...Logged his 100th NHL point on 10/24 at Calgary.

2008-09: Skated in 76 games for the Oilers in his sophomore NHL season and posted 41 points (16-25-41)... Ranked among Edmonton's leaders in goals (T6th), assists (6th) and points (5th)...Reached 100 NHL games on 11/29 at St. Louis...Recorded his first NHL hat trick on 3/19 at Colorado during a four-point outing (3-1-4).

2007-08: Made the NHL as an 18-year-old for Edmonton as the youngest player in the league...Finished seventh in Calder Trophy voting...Posted 49 points (13-36-49) to rank third on the Oilers in scoring, while ranking second in assists...Also ranked third among all NHL rookies in assists and fifth in points...Skated in the 2008 NHL YoungStars Game during All-Star Weekend...Recorded an assist in his NHL debut on 10/4 vs. San Jose...Picked up four points (0-4-4) in his first four NHL games...Scored his first NHL goal on 10/20 at Calgary (Miikka Kiprusoff).

89 SAM GAGNER

CONTINUED

JUNIOR CAREER (2005-07): Split a two-year junior career between the USHL's Sioux City Musketeers (2005-06) and OHL's London Knights (2006-07)...Racked up 118 points (35-83-118) in 53 games with London to finish fifth in OHL scoring, as part of the team's top line who all finished top-five in league scoring alongside Patrick Kane (145 points, ranked 1st) and Sergei Kostitsyn (131 points, ranked 3rd)...Earned a spot on the OHL All-Rookie Team and Third All-Star Team...Also made the CHL's All-Rookie Team...Won gold with Canada at the 2007 IIHF World Junior Championship...Spent the prior season in the USHL, finishing second on the team with 46 points (11-35-46) in 56 games to finish on the USHL All-Rookie Team.



CAREER HIGHLIGHTS

FIRSTS

FIRST GP: 10/04/2007 EDM 3 VS SJS 2
FIRST ASST: 10/04/2007 EDM 3 VS SJS 2
FIRST GOAL: 10/20/2007 EDM 1 AT CGY 4

SOG: 8 (1X).....03/22/2008 EDM 7 VS COL 5
PIM: 17 (1X).....11/21/2015 PHI 0 AT OTT 4
HAT TRICKS: 2.....02/02/2012 EDM 8 VS CHI 4 (4G)
MULTI-PT GAMES: 79...12/04/2019 EDM 2 VS OTT 5 (0G-2A)

MOSTS:

GOALS: 4 (1X).....02/02/2012 EDM 8 VS CHI 4
ASSISTS: 4 (1X).....02/02/2012 EDM 8 VS CHI 4
POINTS: 8 (1X).....02/02/2012 EDM 8 VS CHI 4 (4G-4A)

MOST RECENTLY

LONGEST PERSONAL STREAKS:

GOALS: 3 (1X).....03/10/2013 03/15/2013 (4G)
ASSISTS: 8 (1X).....02/04/2008 02/22/2008 (9A)
PTS: 10 (1X).....01/20/2013 02/06/2013 (3G-8A)

CAREER STATS

REGULAR SEASON

PLAYOFFS (BOLD)

| SEASON | CLUB | LEAGUE | GP | G | A | P | PM | GP | G | A | P | PM |
|-----------------------|--------------|--------|------------|------------|------------|------------|------------|-----------|----------|----------|----------|-----------|
| 2007-08 | EDMONTON | NHL | 79 | 13 | 36 | 49 | 23 | -- | -- | -- | -- | -- |
| 2008-09 | EDMONTON | NHL | 76 | 16 | 25 | 41 | 51 | -- | -- | -- | -- | -- |
| 2009-10 | EDMONTON | NHL | 68 | 15 | 26 | 31 | 33 | -- | -- | -- | -- | -- |
| 2010-11 | EDMONTON | NHL | 68 | 15 | 27 | 42 | 37 | -- | -- | -- | -- | -- |
| 2011-12 | EDMONTON | NHL | 75 | 18 | 29 | 47 | 36 | -- | -- | -- | -- | -- |
| 2012-13 | EDMONTON | NHL | 48 | 14 | 24 | 38 | 23 | -- | -- | -- | -- | -- |
| 2013-14 | EDMONTON | NHL | 67 | 10 | 27 | 37 | 41 | -- | -- | -- | -- | -- |
| 2014-15 | ARIZONA | NHL | 81 | 15 | 26 | 41 | 28 | -- | -- | -- | -- | -- |
| 2015-16 | PHILADELPHIA | NHL | 53 | 8 | 8 | 16 | 25 | 6 | 0 | 2 | 2 | 8 |
| 2016-17 | COLUMBUS | NHL | 81 | 18 | 32 | 50 | 22 | 5 | 0 | 2 | 2 | 2 |
| 2017-18 | VANCOUVER | NHL | 74 | 10 | 21 | 31 | 35 | -- | -- | -- | -- | -- |
| 2018-19 | VANCOUVER | NHL | 7 | 1 | 2 | 3 | 4 | -- | -- | -- | -- | -- |
| 2018-19 | EDMONTON | NHL | 25 | 5 | 5 | 10 | 10 | -- | -- | -- | -- | -- |
| 2019-20 | EDMONTON | NHL | 36 | 5 | 7 | 12 | 10 | -- | -- | -- | -- | -- |
| 2019-20 | DETROIT | NHL | 6 | 1 | 0 | 1 | 2 | -- | -- | -- | -- | -- |
| DETROIT TOTALS | | | 6 | 1 | 0 | 1 | 2 | 0 | 0 | 0 | 0 | 0 |
| NHL TOTALS | | | 844 | 164 | 295 | 459 | 380 | 11 | 0 | 4 | 4 | 10 |



41 LUKE GLENDENING

5-11 • 191 lbs. • Center • Shoots Right
Born: Grand Rapids, Michigan – April 28, 1989
Last Amateur Team: Michigan Wolverines (CCHA)

BECAME A RED WING: Signed as a free agent on July 5, 2013

CAREER STATS VS. NHL

| TEAM | GP | G | A | PTS | PIM |
|--------------|------------|-----------|-----------|------------|------------|
| ANA | 13 | 1 | 2 | 3 | 6 |
| ARI | 11 | 4 | 0 | 4 | 0 |
| BOS | 23 | 2 | 0 | 2 | 2 |
| BUF | 25 | 3 | 4 | 7 | 4 |
| CGY | 13 | 1 | 0 | 1 | 2 |
| CAR | 16 | 0 | 4 | 4 | 2 |
| CHI | 13 | 2 | 2 | 4 | 6 |
| COL | 14 | 1 | 3 | 4 | 2 |
| CBJ | 21 | 2 | 2 | 4 | 8 |
| DAL | 12 | 0 | 3 | 3 | 6 |
| DET | 0 | 0 | 0 | 0 | 0 |
| EDM | 12 | 3 | 1 | 4 | 6 |
| FLA | 24 | 4 | 0 | 4 | 7 |
| L.A. | 13 | 0 | 2 | 2 | 4 |
| MIN | 13 | 0 | 0 | 0 | 6 |
| MTL | 26 | 4 | 5 | 9 | 14 |
| NSH | 11 | 3 | 3 | 6 | 4 |
| NJ | 17 | 1 | 2 | 3 | 13 |
| NYI | 20 | 3 | 1 | 4 | 10 |
| NYR | 18 | 1 | 2 | 3 | 4 |
| OTT | 23 | 1 | 5 | 6 | 10 |
| PHI | 19 | 1 | 2 | 3 | 4 |
| PIT | 17 | 3 | 2 | 5 | 8 |
| SJ | 13 | 1 | 4 | 5 | 8 |
| STL | 12 | 1 | 3 | 4 | 4 |
| TB | 25 | 2 | 2 | 4 | 10 |
| TOR | 27 | 1 | 3 | 4 | 6 |
| VAN | 14 | 0 | 1 | 1 | 6 |
| VGK | 4 | 2 | 0 | 2 | 0 |
| WSH | 18 | 2 | 2 | 4 | 8 |
| WPG | 13 | 2 | 0 | 2 | 2 |
| TOTAL | 500 | 51 | 60 | 111 | 174 |

CAREER

Entering his eighth NHL season and ninth professional season...Serves as an alternate captain for Detroit...Made men's national team debut with United States at 2019 IIHF World Championship...Signed to a four-year contract extension on July 14, 2016...2013 Calder Cup champion with the Grand Rapids Griffins...2012 CCHA Best Defensive Forward...2010 CCHA champion with the Michigan Wolverines...Attended East Grand Rapids High School in Grand Rapids, Mich...Made his NHL debut on October 12, 2013...Scored his first NHL goal on April 5, 2014.

BY SEASON

2019-20: Named an alternate captain prior to the season in his seventh campaign in Detroit...Led Detroit in hits (147) and faceoff percentage (56.1%) and ranked among team leaders with 76 shots (10th) and 68 blocked shots (3rd)...Totaled nine points (6-3-9) in 60 games...Notched two points (1-1-2), including the game-winning goal, in the season-opening win on 10/5 at Nashville...Missed 11 games due to injury from 10/25-11/14...Scored his 50th NHL goal on 12/28 at Florida...Set a Red Wings season high with nine hits on 1/17 vs. Pittsburgh...Skated in his 500th NHL game on 3/10 vs. Carolina.

2018-19: Set a new career high in points with 23 (10-13-23) and committing a career-low 15 penalty minutes in 78 games with Red Wings...Reached double-digit goals for the second-straight season and third time in his career...Ranked among Detroit's leaders with 78 games played (2nd), 10 goals (T7th), 23 points (T10th), three shorthanded points (T2nd), 102 shots (9th), a 54.5 faceoff percentage (1st), 198 hits (1st) and 102 blocked shots (1st)...Scored twice in a three-game span, 11/13-11/17...Recorded his 50th career assist on 11/28 vs. St. Louis...Skated in his 400th NHL game on 12/23 at Toronto...Netted his third-career two-goal game on 1/22 at Edmonton...Reached 100 NHL points on 3/14 vs. Tampa Bay...Missed the final four games of the season due to injury...Made his national team debut with the United States at the IIHF World Championship in Slovakia, chipping in two assists in eight games.

2017-18: Posted his second-highest career point total (19) while establishing a then career-low in penalty minutes (17) while appearing in 69 games for Detroit...Led the Red Wings and tied for fifth in the NHL with a 58.0 faceoff percentage...Ranked among the team's leaders with 10 goals (T9th), two shorthanded goals (T1st), three shorthanded points (T2nd), two game-winning goals (T5th), a 12.5 shooting percentage (2nd), 137 hits (2nd) and 83 blocked shots (6th)...Skated in his 300th NHL game on 10/18 at Toronto...Missed 12 games due to a lower body injury, 12/27-1/22...Logged his first-career multi-

41 LUKE GLENDENING

CONTINUED



assist game, 1/23 vs. Philadelphia...Registered his second-career multi-goal game and reached double-digit goals for the second time in his career, 3/27 vs. Pittsburgh.

2016-17: Skated in 74 games with the Red Wings and registered 14 points (3-11-14) and 26 penalty minutes... Ranked among team leaders with 74 games played (8th), 11 assists (T10th), 150 hits (1st), 62 blocked shots (5th) and 19 takeaways (9th)...Established a new career best with a three-game assist streak from 10/17-10/21... Recorded his 50th career point on 10/26 vs. Carolina... Posted assists in back-to-back games from 12/15-12/17 and 1/7-1/10...Suffered an ankle injury on 3/27 at Carolina and missed the team's final seven games.

2015-16: Bested his offensive totals from 2014-15 and contributed 21 points (8-13-21) in 81 games for Detroit... Was Detroit's top faceoff winner (54.6%) and ranked second in hits (143) and tied for fourth in blocked shots (71)...Tied for fourth on the team with three game-winning goals...Matched a personal best with a two-game assist streak from 12/8-12/10 and again from 2/27-2/29...Missed one game due to illness on 12/28 at Minnesota, the first NHL game he had ever missed due to injury or illness... Picked up his third career multi-point game on 1/22 at Buffalo (1-1-2)...Reached 200 NHL games on 2/29 at Dallas...Scored in back-to-back games for the first time in his career from 3/17-3/19...Picked up one assist in five postseason games...Selected to represent his country for the first time at the 2016 IIHF World Championship in Russia but returned home prior to the start of the tournament due to an injury.

2014-15: Was one of five Red Wings to skate in all 82 regular-season games...More than doubled his rookie-season offensive totals with 18 points, including 12 goals after just one in 2013-14...Averaged the most shorthanded ice time of any NHL forward, and ranked second in the league in that category...Finished among Detroit's leaders with 12 goals (8th), a plus-five rating (T7th), 34 penalty minutes (7th), 104 shots (8th), a 11.5 shooting percentage (5th), 147 hits (2nd), 73 blocked shots (5th), 26 takeaways (5th) and a 51.9 faceoff percentage (3rd)...Posted his first NHL multi-point game on 11/14 vs. Chicago (1-1-2)... Skated in his 100th NHL game on 1/15 at St. Louis...Notched his first NHL two-goal game, including his first-ever game-winning goal, on 1/27 at Florida...Tied for fourth on the team in the postseason with three points (2-1-3) in seven first-round games.

2013-14: Skated in 56 games for Detroit as a rookie... Contributed seven points (1-6-7) and 22 penalty minutes... Finished fourth on the Red Wings with 92 hits and was second among forwards with 38 blocked shots...Made his NHL debut on 10/12 vs. Philadelphia...Recorded his first NHL point with an assist on 12/17 vs. Anaheim...Talkied assists in back-to-back games for the first time from 1/9-1/11...Scored his first NHL goal on 4/5 at Montreal (Carey Price)...Appeared in all five of Detroit's postseason games, scoring a goal and averaging 14:11 TOL...Also had 12 points (5-7-12) in 18 games with the Grand Rapids Griffins.

2012-13: Won the AHL's Calder Cup with the Grand Rapids Griffins, notching 26 points (8-18-26) in 50 regular-season games and 16 points (6-10-16) in 24 postseason

41 LUKE GLENDENING

CONTINUED

games...Started the season with ECHL Toledo, tallying 21 points (14-7-21) in 27 games and earning a selection to the ECHL All-Star Game...Became the first-ever Greater Grand Rapids native to play for the Griffins and scored his first goal on his first shot during his first game on 12/19 vs. Rochester...Shared the AHL postseason rookie scoring title with teammate Riley Sheahan and tied for sixth overall in playoff scoring.

2011-12: Recorded 21 points (10-11-21) in 41 games with the CCHA's Michigan Wolverines as a senior...Became the eighth player to ever captain Michigan in back-to-back seasons...Named the CCHA Best Defensive Forward...Registered his first collegiate hat trick on 10/13 vs. St. Lawrence...Signed a tryout with AHL Providence and made his professional debut on 4/13 vs. Bridgeport.

2010-11: Led Michigan to a CCHA regular-season championship and an appearance in the NCAA championship game, where it fell in overtime to Minnesota-Duluth...Recorded 18 points (8-10-18) in 44 games...Named MVP at the Great Lakes Invitational at Joe Louis Arena after scoring three goals during the tournament.



2009-10: Scored a collegiate career-high 21 points (7-14-21) in 45 games as a sophomore...Named an alternate captain for the Wolverines during the season.

2008-09: Made the Michigan Wolverines as a walk-on and contributed 10 points (6-4-10) in 35 games...Named CCHA Rookie of the Week on 2/14...Won Michigan's Alton D. Simms Award as team's most-improved player.

CAREER HIGHLIGHTS

FIRSTS

FIRST GP:.....10/12/2013 DET 5 VS PHI 2
FIRST ASST:.....12/17/2013 DET 2 VS ANA 5
FIRST GOAL:.....04/05/2014 DET 3 AT MTL 5

MOSTS:

GOALS: 2 (3X).....01/22/2019 DET 3 AT EDM 2
ASSISTS: 2 (1X).....01/23/2018 DET 2 VS PHI 3
POINTS: 2 (8X).....10/05/2019 DET 5 AT NSH 3 (1G-1A)

MOST RECENTLY

SOG: 6 (1X).....10/21/2016 DET 5 VS NSH 3
PIM: 5 (1X).....11/01/2018 DET 4 VS NJ 3
HAT TRICKS:.....NONE
MULTI-PT GAMES: 8.....10/05/2019 DET 5 AT NSH 3 (1G-1A)

LONGEST PERSONAL STREAKS:

GOALS: 2 (1X).....03/17/2016 03/19/2016 (2G)
ASSISTS: 3 (1X).....10/17/2016 10/21/2016 (3A)
PTS: 3 (1X).....10/17/2016 10/21/2016 (0G-3A)

CAREER STATS

REGULAR SEASON

PLAYOFFS (BOLD)

| SEASON | CLUB | LEAGUE | GP | G | A | P | PM | GP | G | A | P | PM |
|----------------|---------|--------|-----|----|----|-----|-----|----|----|----|----|----|
| 2013-14 | DETROIT | NHL | 56 | 1 | 6 | 7 | 22 | 5 | 1 | 0 | 1 | 0 |
| 2014-15 | DETROIT | NHL | 82 | 12 | 6 | 18 | 34 | 7 | 2 | 1 | 3 | 8 |
| 2015-16 | DETROIT | NHL | 81 | 8 | 13 | 21 | 46 | 5 | 0 | 1 | 1 | 0 |
| 2016-17 | DETROIT | NHL | 74 | 3 | 11 | 14 | 26 | -- | -- | -- | -- | -- |
| 2017-18 | DETROIT | NHL | 69 | 11 | 8 | 19 | 17 | -- | -- | -- | -- | -- |
| 2018-19 | DETROIT | NHL | 78 | 10 | 13 | 23 | 15 | -- | -- | -- | -- | -- |
| 2019-20 | DETROIT | NHL | 60 | 6 | 3 | 9 | 14 | -- | -- | -- | -- | -- |
| DETROIT TOTALS | | | 500 | 51 | 60 | 111 | 174 | 17 | 3 | 2 | 5 | 8 |
| NHL TOTALS | | | 500 | 51 | 60 | 111 | 174 | 17 | 3 | 2 | 5 | 8 |



29 THOMAS GREISS

6-2 • 232 lbs. • Goaltender • Catches Left
Born: Fussen, Germany – January 29, 1986
Last Amateur Club: Kolner EC (German-Jr.)

BECAME A RED WING: Signed as a free agent on October 10, 2020

CAREER

Beginning his first season with Detroit, 12th NHL season and 17th professional campaign...In the first year of a two-year contract with Detroit...2019 William M. Jennings Trophy winner alongside Robin Lehner (awarded to the goaltenders of the team with the fewest goals against)...Logged 282 NHL games prior to joining Red Wings with the NY Islanders (193), San Jose (44), Phoenix (25) and Pittsburgh (20)...Originally drafted by San Jose in the third round (94th overall) of the 2004 NHL Entry Draft...Two-time Olympian with Germany (2006 and 2010)...Runner-up with Team Europe at the 2016 World Cup.

BY SEASON

2019-20: Made 31 appearances in his fourth season with the Islanders...Posted a 16-9-4 record, 2.74 goals-against average and 0.913 save percentage...Began the season with a 9-1 record after an eight-game win streak from 10/14-11/21...Registered a season-high 40 saves on 1/21 at NY Rangers...Played four games during the Islanders' run to the Eastern Conference Final, posting a 2-2 record with a 2.02 goals-against average and 0.929 save percentage, including a 16-save shutout on 9/5 vs. Philadelphia.

CAREER STATS VS. NHL

| TEAM | GP | W | L | OTL | SA | GA | SV | SV% | GAA | MIN | SO |
|--------------|------------|------------|-----------|-----------|-------------|------------|-------------|-------------|-------------|--------------|-----------|
| ANA | 12 | 3 | 5 | 2 | 308 | 26 | 282 | .916 | 2.52 | 618 | 0 |
| ARI | 7 | 3 | 3 | 1 | 206 | 15 | 191 | .927 | 2.11 | 426 | 0 |
| BOS | 5 | 2 | 3 | 0 | 160 | 8 | 152 | .950 | 1.63 | 295 | 1 |
| BUF | 4 | 2 | 2 | 0 | 122 | 7 | 115 | .943 | 1.77 | 237 | 0 |
| CGY | 6 | 2 | 4 | 0 | 149 | 16 | 133 | .893 | 3.01 | 319 | 1 |
| CAR | 17 | 8 | 5 | 3 | 525 | 41 | 484 | .922 | 2.57 | 956 | 1 |
| CHI | 5 | 0 | 2 | 2 | 121 | 15 | 106 | .876 | 4.13 | 217 | 0 |
| COL | 11 | 7 | 2 | 1 | 345 | 22 | 323 | .936 | 2.13 | 620 | 1 |
| CBJ | 22 | 10 | 8 | 3 | 577 | 53 | 524 | .908 | 2.78 | 1143 | 2 |
| DAL | 11 | 5 | 3 | 0 | 247 | 25 | 222 | .899 | 2.85 | 526 | 1 |
| DET | 12 | 6 | 3 | 1 | 316 | 34 | 282 | .892 | 2.96 | 689 | 0 |
| EDM | 8 | 4 | 0 | 3 | 180 | 10 | 170 | .944 | 1.37 | 439 | 0 |
| FLA | 8 | 5 | 2 | 1 | 242 | 17 | 225 | .930 | 2.10 | 486 | 0 |
| L.A. | 10 | 5 | 3 | 0 | 192 | 16 | 176 | .917 | 2.29 | 419 | 1 |
| MIN | 8 | 5 | 3 | 0 | 241 | 20 | 221 | .917 | 2.51 | 478 | 0 |
| MTL | 11 | 4 | 6 | 1 | 315 | 25 | 289 | .917 | 2.74 | 568 | 1 |
| NSH | 11 | 3 | 7 | 0 | 287 | 35 | 252 | .878 | 3.64 | 576 | 0 |
| NJ | 10 | 6 | 4 | 0 | 292 | 20 | 272 | .932 | 1.96 | 612 | 2 |
| NYI | 4 | 1 | 1 | 0 | 81 | 7 | 74 | .914 | 2.79 | 150 | 0 |
| NYR | 8 | 5 | 0 | 1 | 207 | 15 | 192 | .928 | 2.55 | 352 | 0 |
| OTT | 10 | 7 | 1 | 0 | 254 | 24 | 230 | .906 | 2.93 | 491 | 0 |
| PHI | 16 | 7 | 4 | 2 | 449 | 46 | 403 | .898 | 3.31 | 834 | 0 |
| PIT | 9 | 5 | 2 | 0 | 209 | 21 | 188 | .900 | 3.09 | 407 | 0 |
| SJ | 4 | 3 | 1 | 0 | 136 | 9 | 127 | .934 | 2.26 | 239 | 0 |
| STL | 11 | 7 | 2 | 2 | 322 | 25 | 297 | .922 | 2.29 | 656 | 0 |
| TB | 11 | 6 | 3 | 1 | 352 | 29 | 323 | .918 | 2.94 | 591 | 1 |
| TOR | 8 | 4 | 3 | 1 | 287 | 26 | 261 | .909 | 3.26 | 478 | 0 |
| VAN | 6 | 3 | 2 | 1 | 178 | 19 | 159 | .893 | 3.16 | 361 | 0 |
| VGK | 1 | 0 | 1 | 0 | 46 | 3 | 43 | .935 | 3.04 | 59 | 0 |
| WSH | 8 | 4 | 3 | 1 | 234 | 18 | 216 | .923 | 2.26 | 477 | 1 |
| WPG | 8 | 5 | 2 | 1 | 218 | 18 | 200 | .917 | 2.23 | 484 | 0 |
| TOTAL | 282 | 137 | 90 | 28 | 7798 | 666 | 7132 | .915 | 2.63 | 15215 | 13 |

2018-19: Set career bests in most goaltending categories, combining with Robin Lehner to win the Jennings Trophy (fewest goals against – 196) in 43 games with the Islanders...Logged a 23-14-2 record with personal bests in goals-against average (2.28), save percentage (0.927) and five shutouts...Ranked among league leaders in goals-against average (4th) and save percentage (5th)...Posted shutouts in back-to-back appearances on 1/18 at Washington (19 saves) and 2/1 vs. Tampa Bay (41 saves)...Also posted shutouts on 11/3 vs. New Jersey (35 saves), 2/14 at Columbus (31 saves) and 3/11 vs. Columbus (31 saves)...Ran a six-game unbeaten streak (5-0-1) from 1/13-2/14...Named the NHL's First Star of the Week on 3/17 after winning three-of-four games with a 1.25 goals-against average and 0.959 save percentage.

29 THOMAS GREISS

CONTINUED

2017-18: Appeared in 27 games for the NY Islanders, sporting a 13-8-2 record with a 3.82 goals-against average and 0.892 save percentage...Posted a seven-game unbeaten streak (6-0-1) from 11/5-11/24...Played his 200th NHL game on 12/31 at Colorado...Stopped a career-high 52 shots of a career-high 56 shots faced on 1/12 at Montreal...Had a 45-save shutout on 2/16 at Carolina...Missed 18 games with a lower-body injury from 2/19-3/30.

2016-17: Saw his busiest NHL season, setting career highs in games (51) and wins (26), along with a 2.69 goals-against average, 0.913 save percentage and three shutouts...Owned a 26-18-5 record overall...Made a then career-high 48 saves on 12/20 at Boston...Recorded a six-game point streak (5-0-1) from 1/16-1/31...Named the NHL's Second Star of the Week on 1/22 after posting consecutive shutouts on 1/16 at Boston (32 saves) and 1/19 vs. Dallas (23 saves)...Also shut out Montreal on 2/23 (24 saves)...Served as a backup goalie for Team Europe at the 2016 World Cup, finishing as a runner-up...Also appeared in four games for Germany at the 2017 IIHF World Championship, posting a 1-2 record.

2015-16: Led Islanders goaltenders in games (41) and wins (23) in his first season with the club, setting then career bests with a 2.36 goals-against average and a 0.925 save percentage – setting a New York franchise record for save percentage in a debut season...Went unbeaten in his first five games (3-0-2) from 10/9-10/29...Stopped 44-of-47 on 10/15 vs. Nashville...Played his 100th NHL game on 11/28 at Tampa Bay...Notched his first shutout with the Islanders on 12/13 vs. New Jersey...Won five-straight games from 1/3-2/15 during a 9-game unbeaten streak (7-0-2) from 1/3-3/9...Started all 11 postseason games and led the Islanders to the Eastern Conference Semifinals for the first time since 1993, posting a 5-6 record, 2.46 goals-against average and 0.923 save percentage...Named a top-three player on Germany at the 2016 IIHF World Championship, owning a 3-1 record, 2.50 goals-against average and 0.904 save percentage.

2014-15: Appeared in 20 games for Pittsburgh in his lone season with the club, owning a 9-6-3 record, 2.59 goals-against average and 0.908 save percentage...Debuted for the Penguins on 10/23 at Detroit and registered an overtime loss...Won his first game with Pittsburgh the following start on 11/4 at Minnesota...Stopped a season-high 37 shots on 1/20 at Philadelphia.

2013-14: Debuted in Phoenix and set then-career highs



in games played (25), wins (10) and shutouts (2) along with a 2.29 goals-against average and 0.920 save percentage...Won his first start with Phoenix on 10/11 at Philadelphia, making 36 saves on 37 shots...Made a season-high 38 stops on 12/28 at Anaheim...Posted two shutouts over a three-start span from 1/7-1/28, including a 27-save shutout on 1/7 vs. Calgary and 30-stop performance on 1/28 vs. Los Angeles.

2012-13: Split the lockout-shortened season between three teams, logging six appearances for San Jose and one game for AHL Worcester after playing nine games for the DEL's Hannover Scorpions...Earned his first NHL shutout in his first game of the season, stopping 24-of-24 shots on 1/26 vs. Colorado...Totaled a 1-4-0 record, 2.53 goals-against average and 0.915 save percentage with the Sharks.

2011-12: Saw limited action backing up Antti Niemi in his second full NHL season, sporting a 9-7-1 record, 2.30 goals-against average and 0.915 save percentage in 19 games...Won his first career opening night start on 10/8 vs. Phoenix...Earned the longest relief win (since the NHL adopted regular-season overtime in 1983-84) after posting 29-saves in 62:56 on 11/3 vs. Pittsburgh...Ran a five-game unbeaten streak (4-0-1) from 1/5-2/13.

2010-11: Loaned by San Jose to Brynas in Sweden's top professional league, making 32 appearances and posting a 14-16 record...Also logged a 2.82 goals-against average and 0.904 save percentage.

2009-10: Made the NHL out of training camp for the first time but played only 16 games, owning a 7-4-1 record, 2.68 goals-against average and 0.912 save percentage...Registered his first NHL win on 10/25 at Philadelphia (37 saves)...Earned a season-high 42-save victory on 3/28 vs. Colorado...Finished the season with a 5-2-1 record, 2.24 goals-against average and 0.930 save percentage in his final seven starts...Made his Stanley Cup Playoff debut on 5/6 at Detroit, stopping 26-of-28 shots in a relief effort...

29 THOMAS GREISS

CONTINUED

Appeared in three games for Germany at the 2010 Winter Olympics in Vancouver.

2008-09: Spent the duration of the season with the AHL's Worcester Sharks...Ranked as one of the busiest goalies in the AHL, playing 57 games and sporting a 30-24-2 record, 2.47 goals-against average, 0.907 save percentage and one shutout...Posted his first career North American shutout on 4/11 vs. Providence (23 saves).

2007-08: Primarily saw game action with the AHL's Worcester Sharks, logging 41 games played with a 18-12-2 record, 3.09 goals-against average and 0.892 save percentage...Earned an overtime loss point in his NHL debut, making 25 saves on 29 shots on 1/13 at Anaheim...Totaled three NHL appearances, registering a 0-1-1 record, 3.26 goals-against average and 0.860 save percentage.

2006-07: Made his North American debut by playing in 43 games with the AHL's Worcester Sharks and three games with the ECHL's Fresno Falcons...Posted a 26-15-2 record, 2.61 goals-against average and 0.921 save percentage with Worcester.



EUROPEAN CAREER (1999-06): Spent most of his developmental years in his native Germany...Played primarily for EV Füssen and Kölner EC in the German junior ranks before making his professional debut by playing in one game with the Cologne Sharks in the DEL (Deutsche Eishockey Liga), in Germany's top pro league in 2003-04 before turning professional full-time in the DEL for the following two seasons (2004-06)...Played extensively for Germany's under-18 and under-20 national teams, notably helping the Germans win promotion from the second to the top division of the IIHF World Junior Championship in 2004 and 2006...Also made his Olympic debut less than one month after turning 20, playing in one game at the 2006 Winter Olympics in Turin, Italy.

CAREER HIGHLIGHTS

FIRSTS

FIRST GP:01/03/2008 SJS 3 AT ANA 4
FIRST WIN:10/25/2009 SJS 4 AT PHI 1
FIRST SHUTOUT:01/26/2013 SJS 4 VS COL 0

MOSTS:

SHOTS FACED: 56 (1X) 01/15/2018 NYI 5 AT MTL 4
SAVES: 52 (1X)01/15/2018 NYI 5 AT MTL 4
GA: 7 (1X)01/14/2017 NYI 4 AT CAR 7

MOST RECENTLY

CAREER SHUTOUTS: 13.03/11/2019 NYI 2 VS CBJ 0

LONGEST PERSONAL STREAKS:

WIN STREAK: 8 (1X)10/14/2019 11/21/2019
STREAK W/OUT REG LOSS: 9 (1X)01/03/2016 03/09/2016 (7-0-2)

LOSING STREAK: 4 (2X)03/17/2016 03/25/2016
WINLESS STREAK: 6 (1X)03/29/2014 04/10/2014 (0-3-3)

SHUTOUT SEQUENCE: 154:10.....01/14/2017 01/22/2017

CAREER STATS

REGULAR SEASON

PLAYOFFS (BOLD)

| SEASON | CLUB | LEAGUE | GP | W | L | OT | SHO | GA | GAA | GP | W | L | SHO | GA | GAA |
|-----------------------|--------------|--------|------------|------------|-----------|-----------|-----------|------------|-------------|-----------|----------|----------|----------|-----------|-------------|
| 2007-08 | SAN JOSE | NHL | 3 | 0 | 1 | 1 | 0 | 7 | 3.26 | -- | -- | -- | -- | -- | -- |
| 2009-10 | SAN JOSE | NHL | 16 | 7 | 4 | 1 | 0 | 35 | 2.67 | 1 | 0 | 0 | 0 | 2 | 3.00 |
| 2011-12 | SAN JOSE | NHL | 19 | 9 | 7 | 1 | 0 | 40 | 2.30 | -- | -- | -- | -- | -- | -- |
| 2012-13 | SAN JOSE | NHL | 6 | 1 | 4 | 0 | 1 | 13 | 2.53 | -- | -- | -- | -- | -- | -- |
| 2013-14 | PHOENIX | NHL | 25 | 10 | 8 | 5 | 2 | 50 | 2.29 | -- | -- | -- | -- | -- | -- |
| 2014-15 | PITTSBURGH | NHL | 20 | 9 | 6 | 3 | 0 | 50 | 2.59 | -- | -- | -- | -- | -- | -- |
| 2015-16 | NY ISLANDERS | NHL | 41 | 23 | 11 | 4 | 1 | 90 | 2.36 | 11 | 5 | 6 | 0 | 30 | 2.46 |
| 2016-17 | NY ISLANDERS | NHL | 51 | 26 | 18 | 5 | 3 | 126 | 2.69 | -- | -- | -- | -- | -- | -- |
| 2017-18 | NY ISLANDERS | NHL | 27 | 13 | 8 | 2 | 1 | 95 | 3.82 | -- | -- | -- | -- | -- | -- |
| 2018-19 | NY ISLANDERS | NHL | 43 | 23 | 14 | 2 | 5 | 87 | 2.28 | 1 | 0 | 0 | 0 | 2 | 3.29 |
| 2019-20 | NY ISLANDERS | NHL | 31 | 16 | 9 | 4 | 0 | 73 | 2.74 | 4 | 2 | 2 | 1 | 6 | 2.02 |
| DETROIT TOTALS | | | 0 | 0 | 0 | 0 | 0 | 0 | 0.00 | 0 | 0 | 0 | 0 | 0 | 0.00 |
| NHL TOTALS | | | 282 | 137 | 90 | 28 | 13 | 666 | 2.63 | 17 | 7 | 8 | 1 | 40 | 2.43 |



43 DARREN HELM

6-0 • 192 lbs. • Left Wing • Shoots Left
Born: St. Andrews, Manitoba – January 21, 1987
Last Amateur Club: Medicine Hat (WHL)

BECAME A RED WING: Fifth Round (132nd overall) in the 2005 NHL Entry Draft

CAREER STATS VS. NHL

| TEAM | GP | G | A | PTS | PIM |
|--------------|------------|------------|------------|------------|------------|
| ANA | 23 | 4 | 0 | 4 | 4 |
| ARI | 22 | 6 | 7 | 13 | 16 |
| BOS | 25 | 3 | 6 | 9 | 14 |
| BUF | 29 | 9 | 3 | 12 | 14 |
| CGY | 21 | 4 | 5 | 9 | 23 |
| CAR | 18 | 2 | 8 | 10 | 4 |
| CHI | 26 | 1 | 4 | 5 | 4 |
| COL | 24 | 4 | 6 | 10 | 6 |
| CBJ | 34 | 6 | 6 | 12 | 14 |
| DAL | 21 | 4 | 3 | 7 | 8 |
| DET | 0 | 0 | 0 | 0 | 0 |
| EDM | 25 | 4 | 7 | 11 | 6 |
| FLA | 23 | 2 | 5 | 7 | 14 |
| L.A. | 22 | 4 | 6 | 10 | 8 |
| MIN | 28 | 3 | 1 | 4 | 8 |
| MTL | 30 | 5 | 5 | 10 | 2 |
| NSH | 36 | 4 | 5 | 9 | 4 |
| NJ | 20 | 3 | 5 | 8 | 6 |
| NYI | 20 | 5 | 5 | 10 | 10 |
| NYR | 20 | 4 | 0 | 4 | 6 |
| OTT | 29 | 6 | 7 | 13 | 12 |
| PHI | 19 | 3 | 4 | 7 | 8 |
| PIT | 21 | 1 | 8 | 9 | 4 |
| SJ | 24 | 3 | 2 | 5 | 4 |
| STL | 26 | 2 | 7 | 9 | 4 |
| TB | 24 | 6 | 3 | 9 | 6 |
| TOR | 22 | 4 | 4 | 8 | 11 |
| VAN | 25 | 2 | 5 | 7 | 2 |
| VGK | 5 | 0 | 1 | 1 | 0 |
| WSH | 19 | 2 | 2 | 4 | 2 |
| WPG | 16 | 3 | 4 | 7 | 4 |
| TOTAL | 697 | 109 | 134 | 243 | 228 |

CAREER

Entering his 14th professional season and 12th season with Detroit...Won his first Stanley Cup championship in 2008...Won a gold medal with Team Canada at the 2007 IIHF World Junior Championships...Won a WHL title with Medicine Hat in 2007...Named to the 2007 Memorial Cup All-Star Team...Has recorded 33 career multi-point games...Enters the season sitting 21st in franchise history in games played.

BY SEASON

2019-20: Skated in 68 games for Detroit and ranked among team leaders with nine goals (T6th), 16 points (9th), 102 shots (7th) and 88 hits (6th)...Scored in back-to-back games, 10/10-10/12, and three times in a four-game span from 10/10-10/17...Skated in his 650th NHL game on 11/14 at Los Angeles...Picked up his first two-goal game since 2016 and his 11th career multi-point game on 2/11 at Buffalo...Surpassed Marty Pavelich, Darren McCarty, Shawn Burr, Jonathan Ericsson and Bruce MacGregor to end the season 21st in franchise history in games played.

2018-19: Recorded 17 points (7-10-17) in 61 games in his 10th full NHL campaign...Ranked among Detroit's statistical leaders with seven goals (T10th), one shorthanded goal (T2nd), four shorthanded points (1st), 107 shots (8th) and 33 takeaways (4th)...Tallied his first goal of the season on 10/8 at Anaheim...Missed 21 games due to a shoulder injury, 11/21-12/31...Scored in his return from injury on 1/2 vs. Calgary...Registered a goal in his 600th NHL game on 2/2 at Ottawa...Reached 100 NHL goals on 3/14 vs. Tampa Bay.

2017-18: Logged 75 games with Detroit and contributed 31 points (13-18-31), his third-highest career point total...Ranked among the Red Wings' leaders with 13 goals (T7th), 18 assists (8th), 31 points (9th), 39 penalty minutes (T6th), two shorthanded goals (T1st), four shorthanded points (T1st), 141 shots (6th), 131 hits (4th) and 38 takeaways (T4th)...Recorded his 100th NHL assist on 10/12 at Arizona...Appeared in his 500th NHL game on 10/18 at Toronto...Became Detroit's active career leader in shorthanded goals after becoming the 13th player in franchise history to reach double-digit shorthanded goals on 10/20 vs. Washington...Set a Red Wings season-high with 10 hits on 12/2 at Montreal...Matched a career single-game best with three points (1-2-3) on 2/2 at Carolina during a stretch of five points (1-4-5) in two games, 2/2-2/3...Reached 200 points on 2/17 at Nashville.

2016-17: Appeared in 50 games for the Red Wings, tallying 17 points (8-9-17) and 20 penalty minutes...Picked up four points (3-1-4) in his first three games

43 DARREN HELM

CONTINUED



of the season, 10/13-10/17...Tallied two goals, including the game-winning goal, during the team's home opener on 10/17 vs. Ottawa...Missed 32 games due to injury from 11/15-1/18 and 3/20-3/26.

2015-16: Skated in 77 games for Detroit and notched 26 points (13-13-26) and 32 penalty minutes...Ranked among team leaders with 77 games played (9th), 13 goals (T7th), 26 points (T9th), 165 shots (T4th) and 115 hits (4th)...Missed the first four games of the season due to injury...Scored his first goal of the season during the first of six multi-point games on 12/3 vs. Arizona...Notched two goals, including the game-winner, on 12/10 vs. Montreal...Skated in his 400th NHL game on 12/31 vs. Pittsburgh...Set a career best for shots on goal with nine on 2/12 vs. Colorado...Also scored twice on 2/14 vs. Boston and 3/12 vs. NY Rangers...Scored once in five postseason games with Detroit.

2014-15: Enjoyed a career-best season, setting new highs in goals (15) and points (33) while missing just seven games after missing 87 games due to injury over the past two seasons...Scored two of Detroit's three shorthanded goals, tying for 14th in the NHL in that category...Ranked among team leaders with 15 goals (6th), 18 assists (9th), 33 points (8th), a +7 rating (4th), three power-play goals (T10th), 160 shots (5th), 132 hits (3rd), 33 takeaways (4th) and a 53.0 faceoff percentage (2nd)...

Skated in his 300th NHL game on 10/19 at Washington...Notched a pair of two-goal games on 12/4 vs. Dallas and 12/31 vs. New Jersey...Scored his 50th career goal on 12/31 vs. New Jersey...Ended the season on a four-game point streak from 4/5-4/11, matching the longest of his career...Tallied three assists in Detroit's first-round playoff series against Tampa Bay.

2013-14: Matched a career high with 12 goals and produced 20 points despite being limited to 42 regular season games...Scored two of Detroit's three shorthanded goals...Tied for fourth on the team with three game-winning goals and ranked sixth with 147 shots on goal...Placed eighth on the club with 73 hits...Tallied the game-winning goal in his season debut on 11/2 at Edmonton...Scored in three-straight games from 11/21-11/24 and notched six goals over a seven-game span from 11/16-11/29...Was a season-best +4 and scored twice, including the game-winning goal, on 11/29 at NY Islanders...Notched first-ever professional hat trick on 3/29 at Toronto...Matched a personal best with a three-game point streak from 3/27-3/30...Recorded one assist in five playoff games.

2012-13: Limited to just one game for Detroit due to a back injury...Logged 12:27 TOI and recorded two penalty minutes in his season debut on 1/25 vs. Minnesota...Did not return for the postseason.

43 DARREN HELM

CONTINUED



2011-12: Skated in 68 games for Detroit...Missed four games with a lower body injury (12/30-1/7)...Missed the final 10 games of regular season with a knee injury suffered 3/17 at San Jose...Finished the season with 26 points (9-17-26)...Appeared in his 200th career game on 11/23 vs. Calgary...Notched a career-high three points (1-2-3) on 2/23 vs. Vancouver...Dished out a season-high six hits on 1/23 vs. St. Louis...Finished second among Detroit forwards with 97 hits...Won 51.9% of face-offs taken (403W-374L)...Returned from his knee injury for Detroit's first round playoff series vs. Nashville but played just 3:08 in Game One before suffering a season-ending laceration to his right forearm.

2010-11: Appeared in all 82 games for Detroit, a career high, and just one of two players to do so (Lidstrom)...Registered career highs in goals (12), assists (20), points (32), plus-minus (+9) and shots (177)...Averaged 13:18 of ice time per game during the regular season...Finished third among Detroit forwards with 128 hits...Won 52.6% of his 938 face-offs taken...Played in his 100th career game 10/9 at Chicago...Named the Red Wings' Carhartt Hardest Working Player of the Month for March...Appeared in all 11 postseason games...Registered six playoff points (3-3-6)...Scored the game-winning goal in Round Two Game Four vs. San Jose...Averaged 13:28 of ice time in the postseason...Finished the playoffs with a +1 rating...Tied for the team lead with 28 postseason hits.

2009-10: Appeared in a career-high 75 games for Detroit...Registered career highs with 11 goals, 13 assists, 24 points and 18 PIM...Led Detroit with three shorthanded goals...Notched two shorthanded goals on 12/31 vs. Colorado, his first career multi-goal game...Led all Detroit forward with 187 hits...Scored his first career regular season goal on 10/29 at Edmonton...Three of his 11 goals were game-winning goals...Won 51.1% of his face-offs taken during the regular season...Averaged 14:29 of ice time during the regular season...Appeared in all 12 postseason games for Detroit...Registered his only point of the postseason when he scored in Round One Game Six vs. Phoenix...Averaged 13:56 of ice time during the postseason.

2008-09: Appeared in a career-high 16 regular season games for Detroit...Recorded his first career NHL regular season point (assist) on 2/15 vs. Colorado...Averaged 12:25 of ice time in regular season...Appeared in all 23 postseason games for Detroit...Recorded five points (4-1-5) during 2009 postseason...Scored series-clinching OT goal vs. Chicago in Game Five of the Western Conference Finals...Averaged 12:05 of ice time during postseason...Led Detroit and the NHL with 118 postseason hits...Appeared in 55 games for Grand Rapids (AHL)...Registered 37 points (13-24-37) for the Griffins...Notched four power-play goals and three shorthanded goals in Grand Rapids.

2007-08: Appeared in seven regular season games

43 DARREN HELM

CONTINUED

with Detroit.... Made his NHL debut vs. Dallas 3/13, playing 7:00 and finishing 'even'...Did not register a point in seven regular season games...Suffered SC sprain early in Red Wings' training camp and missed entire preseason... Appeared in 18 postseason games for Detroit...Made his NHL postseason debut in Round One Game Five vs. Nashville after being a healthy scratch for the first four games...Notched his first career postseason point (assist) in Round 1 Game 6 vs. Nashville...Finished the postseason with 2 goals, 2 assists and a +2 rating...Averaged 7:30 time on ice per postseason game...Won his first Stanley Cup championship...Appeared in 67 AHL games with Grand Rapids, registering 16-15-31....Finished third on the Griffins with 181 shots on goal.

2006-07: Appeared in 59 games for the Medicine Hat Tigers of the Western Hockey League...Finished with 64



points on 25 goals and a career-high 39 assists....Led the Tigers in postseason scoring with 10 goals and 22 points (finished second in WHL)....Selected to Memorial Cup All-Star Team....Won a gold medal with Team Canada at the 2007 World Junior Championship in Sweden.

CAREER HIGHLIGHTS

FIRSTS

FIRST GP:.....03/13/2008 DET 5 VS DAL 3
FIRST ASST:.....02/15/2009 DET 5 VS COL 6
FIRST GOAL:.....10/29/2009 DET 5 AT EDM 6

SOG: 9 (1X).....02/12/2016 DET 2 VS COL 3
PIM: 15 (1X).....10/17/2019 DET 1 AT CGY 5
HAT TRICKS: 1.....03/29/2014 DET 4 AT TOR 2 (3G)
MULTI-PT GAMES: 33.....02/11/2020 DET 2 AT BUF 3 (2G-0A)

MOSTS:

GOALS: 3 (1X).....03/29/2014 DET 4 AT TOR 2
ASSISTS: 2 (9X).....03/27/2018 DET 5 VS PIT 2
POINTS: 3 (4X).....03/27/2018 DET 5 VS PIT 2 (1G-2A)

MOST RECENTLY

LONGEST PERSONAL STREAKS:


GOALS: 3 (1X).....11/21/2013 11/24/2013 (3G)
ASSISTS: 4 (1X).....01/25/2012 02/04/2012 (4A)
PTS: 4 (2X).....04/05/2015 04/11/2015 (2G-2A)

CAREER STATS

REGULAR SEASON

PLAYOFFS (BOLD)

| SEASON | CLUB | LEAGUE | GP | G | A | P | PM | GP | G | A | P | PM |
|-----------------------|---------|--------|------------|------------|------------|------------|------------|-----------|-----------|-----------|-----------|-----------|
| 2007-08 | DETROIT | NHL | 7 | 0 | 0 | 0 | 2 | 18 | 2 | 2 | 4 | 2 |
| 2008-09 | DETROIT | NHL | 16 | 0 | 1 | 1 | 4 | 23 | 4 | 1 | 5 | 4 |
| 2009-10 | DETROIT | NHL | 75 | 11 | 13 | 24 | 18 | 12 | 1 | 0 | 1 | 4 |
| 2010-11 | DETROIT | NHL | 82 | 12 | 20 | 32 | 16 | 11 | 3 | 3 | 6 | 8 |
| 2011-12 | DETROIT | NHL | 68 | 9 | 17 | 26 | 12 | 1 | 0 | 0 | 0 | 0 |
| 2012-13 | DETROIT | NHL | 1 | 0 | 0 | 0 | 2 | -- | -- | -- | -- | -- |
| 2013-14 | DETROIT | NHL | 42 | 12 | 8 | 20 | 14 | 5 | 0 | 1 | 1 | 0 |
| 2014-15 | DETROIT | NHL | 75 | 15 | 18 | 33 | 12 | 7 | 0 | 3 | 3 | 4 |
| 2015-16 | DETROIT | NHL | 77 | 13 | 13 | 26 | 32 | 5 | 1 | 0 | 1 | 6 |
| 2016-17 | DETROIT | NHL | 50 | 8 | 9 | 17 | 20 | -- | -- | -- | -- | -- |
| 2017-18 | DETROIT | NHL | 75 | 13 | 18 | 31 | 39 | -- | -- | -- | -- | -- |
| 2018-19 | DETROIT | NHL | 61 | 7 | 10 | 17 | 20 | -- | -- | -- | -- | -- |
| 2019-20 | DETROIT | NHL | 68 | 9 | 7 | 16 | 37 | -- | -- | -- | -- | -- |
| DETROIT TOTALS | | | 697 | 109 | 134 | 243 | 228 | 82 | 11 | 10 | 21 | 28 |
| NHL TOTALS | | | 697 | 109 | 134 | 243 | 228 | 82 | 11 | 10 | 21 | 28 |



17 FILIP HRONEK

6-0 • 183 lbs. • Defense • Shoots Right

Born: Hradec Kralove, Czech Republic – Nov. 2, 1997
Last Amateur Club: Saginaw Spirit (OHL)

BECAME A RED WING: Second round (53rd overall) in 2016 NHL Entry Draft

CAREER STATS VS. NHL

| TEAM | GP | G | A | PTS | PIM |
|--------------|------------|-----------|-----------|-----------|-----------|
| ANA | 3 | 2 | 0 | 2 | 0 |
| ARI | 2 | 0 | 0 | 0 | 0 |
| BOS | 5 | 2 | 2 | 4 | 5 |
| BUF | 6 | 1 | 3 | 4 | 2 |
| CGY | 2 | 0 | 0 | 0 | 4 |
| CAR | 4 | 0 | 1 | 1 | 2 |
| CHI | 3 | 0 | 2 | 2 | 0 |
| COL | 3 | 0 | 1 | 1 | 2 |
| CBJ | 4 | 1 | 1 | 2 | 4 |
| DAL | 3 | 0 | 2 | 2 | 0 |
| DET | 0 | 0 | 0 | 0 | 0 |
| EDM | 3 | 1 | 1 | 2 | 0 |
| FLA | 6 | 0 | 1 | 1 | 21 |
| L.A. | 2 | 0 | 1 | 1 | 14 |
| MIN | 4 | 0 | 3 | 3 | 0 |
| MTL | 7 | 0 | 2 | 2 | 4 |
| NSH | 3 | 0 | 2 | 2 | 0 |
| NJ | 3 | 0 | 1 | 1 | 0 |
| NYI | 4 | 1 | 0 | 1 | 0 |
| NYR | 5 | 0 | 0 | 0 | 0 |
| OTT | 5 | 0 | 6 | 6 | 4 |
| PHI | 4 | 0 | 0 | 0 | 0 |
| PIT | 6 | 1 | 2 | 3 | 2 |
| SJ | 3 | 1 | 0 | 1 | 0 |
| STL | 2 | 1 | 0 | 1 | 0 |
| TB | 4 | 0 | 2 | 2 | 2 |
| TOR | 5 | 1 | 1 | 2 | 4 |
| VAN | 3 | 0 | 1 | 1 | 0 |
| VGK | 2 | 0 | 1 | 1 | 0 |
| WSH | 2 | 1 | 0 | 1 | 2 |
| WPG | 3 | 1 | 3 | 4 | 4 |
| TOTAL | 111 | 14 | 40 | 54 | 76 |

CAREER

Entering his third NHL season...2018 AHL All-Rookie Team with Grand Rapids... Played two playoff games during Griffins' 2017 Calder Cup championship...2017 OHL Third All-Star Team with Saginaw...Named Best Defenseman at the 2019 IIHF World Championship...Also appeared for Czech Republic at 2018 IIHF World Championship and 2016 and 2017 IIHF World Junior Championships...Named 2018-19 Detroit Sports Media Red Wings Rookie of the Year.

BY SEASON

2019-20: Appeared in 65 games with the Red Wings in his first full-time season in the NHL...Led all Detroit defensemen in points and ranked among overall team leaders with 65 games played (5th), nine goals (T6th), 22 assists (T3rd), 31 points (T4th), 46 penalty minutes (1st), 10 power-play points (3rd), 125 shots (4th), 23:54 average time on ice (1st), 105 hits (4th), 74 blocked shots (2nd) and 18 takeaways (5th)... Became the youngest Red Wings defenseman to score nine-or-more goals in a season since Nicklas Lidstrom (11) at age 21 in 1991-92... Among Detroit defensemen age 22-or-younger, Hronek is one of just four players to produce 30-or-more points since 1989-90 and the first since Lidstrom in 1992-93...Also became the fastest defenseman to reach 50 career points (99 games) since Lidstrom hit the mark in 59 games...Scored in back-to-back games for the first time, 10/27-10/29...Logged a four-game point streak (2-3-5) from 11/10-11/21...Tallied his first career three-point game (1-2-3) on 12/12 vs. Winnipeg... Skated in his 100th NHL game on 2/7 at Columbus.

2018-19: Split his second professional season between Detroit and Grand Rapids...In 46 games with the Red Wings, he notched 23 points (5-18-23) and 30 penalty minutes...Led Detroit rookies in points and placed among team leaders with 18 assists (10th), 30 penalty minutes (T8th) and 19:58 average TOI (5th) despite playing in just over half of Detroit's games...Was one of five Red Wings to make his NHL debut on 10/4 vs. Columbus...Registered his first NHL assist on 10/11 vs. Toronto and scored his first NHL goal the following game, 10/13 at Boston (Tuukka Rask)...Produced points in three-straight games from 10/11-10/15...Logged his first career multi-point game on 1/4 vs. Nashville (0-2-2)... Became the first Red Wings rookie defenseman to have a four-game point streak since 1991-92 (Nicklas Lidstrom and Vladimir Konstantinov) by picking up points in his last four games, 3/31-4/6...Also racked up 24 points (7-17-24) and 45 penalty minutes in 31 games with Grand Rapids...Set a Griffins franchise record with an eight-game assist streak, 11/23-12/7...Also picked up three assists and 28 penalty minutes in five AHL postseason games...Starred for Czech Republic at 2019 IIHF World Championship in Slovakia, finishing fifth on team with 11 points

17 FILIP HRONEK

CONTINUED

(3-8-11) in 10 games...Led all defensemen in tournament scoring en route to capturing Best Defenseman honors and a spot on the World Championship All-Star Team.

2017-18: Logged 67 games for Grand Rapids in first professional campaign and registered 39 points (11-28-39)...Led Griffins defensemen in points and placed among team leaders with 11 goals (7th), 28 assists (4th), 39 points (5th), a plus-24 rating (1st) and 18 power-play points (74th)...Matched Grand Rapids franchise record for points by a rookie defenseman (tying Robbie Russo, 2015-16)...Ranked second in AHL rookie defenseman scoring and was named to AHL All-Rookie Team...Debuted for Czech Republic men's national team and picked up three points (1-2-3) in eight games at 2018 IIHF World Championship in Denmark.

2016-17: Spent majority of the season with Ontario Hockey League's Saginaw Spirit in his first season playing in North America...Ranked second on team and tied for fourth among all OHL defensemen with 61 points (14-47-61) in 59 games...Was named Saginaw's team MVP and led the club in assists, plus-minus (plus-15), and power-play points (21)...Made AHL debut following conclusion of his OHL season by skating in 10 games with Griffins, notching two points (1-1-2)...Skated in his first AHL game on 3/24 vs. Rockford and scored his first AHL and professional goal on 3/29 vs. Milwaukee (Marek Mazanec)...Captured a 2017 Calder Cup championship with Grand Rapids after skating in two postseason games with the team...Served as captain of the Czech Republic at the 2017 IIHF World Junior Championship, tying for the team lead with four points (2-2-4) in five games.



2015-16: Played a majority of the season for HK Hradec Kralove in the Czech ExtraLiga, the highest professional league in the Czech Republic...Notched four points (0-4-4) and 22 penalty minutes in 40 games...Also racked up 16 points (4-12-16) in 13 regular-season games and nine points (4-5-9) in 10 playoff games for Hradec Kralove's under-20 club...Loaned to HC Stadion Litomerec in second-tier Czech Republic and tallied four points (2-2-4) and 18 penalty minutes in 12 games...Represented the Czech Republic at the 2016 IIHF World Junior Championship, logging two assists in five games.

2014-15: Split the season between the under-18 and under-18 Czech junior leagues for HK Hradec Kralove...Picked up 24 points (5-19-24) and 108 penalty minutes in 33 games at the under-18 level and 17 points (4-13-17) and 20 penalty minutes in 19 games on the under-20 circuit...Also made his professional debut by playing one game for Hradec Kralove's men's team in the Czech ExtraLiga...Registered three assists in five games for the Czech Republic at the IIHF World Under-18 Championship.

CAREER HIGHLIGHTS

FIRSTS

FIRST GP: 10/04/2018 DET 2 VS CBJ 3
FIRST ASST: 10/11/2018 DET 3 VS TOR 5
FIRST GOAL: 10/13/2018 DET 2 AT BOS 8

SOG: 6 (1X) 10/13/2018 DET 2 AT BOS 8
PIM: 17 (1X) 01/18/2020 DET 1 VS FLA 4
HAT TRICKS: NONE
MULTI-PT GAMES: 8 01/10/2020 DET 3 VS OTT 2 (OG-2A)

MOSTS:

GOALS: 1 (14X) 01/14/2020 DET 2 AT NYI 8
ASSISTS: 2 (6X) 01/10/2020 DET 3 VS OTT 2
POINTS: 3 (1X) 12/12/2019 DET 5 VS WPG 2 (1G-2A)

MOST RECENTLY

LONGEST PERSONAL STREAKS:


GOALS: 2 (1X) 10/27/2019 10/29/2019 (2G)
ASSISTS: 4 (1X) 03/31/2019 04/06/2019 (4A)
PTS: 4 (2X) 11/10/2019 11/21/2019 (2G-3A)

CAREER STATS

REGULAR SEASON

PLAYOFFS (BOLD)

| SEASON | CLUB | LEAGUE | GP | G | A | P | PM | GP | G | A | P | PM |
|-----------------------|---------|--------|------------|-----------|-----------|-----------|-----------|----------|----------|----------|----------|----------|
| 2018-19 | DETROIT | NHL | 46 | 5 | 18 | 23 | 30 | -- | -- | -- | -- | -- |
| 2019-20 | DETROIT | NHL | 65 | 9 | 22 | 31 | 46 | -- | -- | -- | -- | -- |
| DETROIT TOTALS | | | 111 | 14 | 40 | 54 | 76 | 0 | 0 | 0 | 0 | 0 |
| NHL TOTALS | | | 111 | 14 | 40 | 54 | 76 | 0 | 0 | 0 | 0 | 0 |



71 DYLAN LARKIN

6-1 • 198 lbs. • Center • Shoots Left
Born: Waterford, Michigan – July 30, 1996
Last Amateur Club: University of Michigan
(Big Ten – NCAA)

BECAME A RED WING: First round (15th overall) of the 2014 NHL Entry Draft.

CAREER STATS VS. NHL

| TEAM | GP | G | A | PTS | PIM |
|--------------|------------|------------|------------|------------|------------|
| ANA | 10 | 3 | 4 | 7 | 0 |
| ARI | 9 | 3 | 6 | 9 | 6 |
| BOS | 18 | 6 | 6 | 12 | 12 |
| BUF | 21 | 10 | 5 | 15 | 12 |
| CGY | 10 | 6 | 4 | 10 | 6 |
| CAR | 15 | 3 | 7 | 10 | 18 |
| CHI | 10 | 3 | 5 | 8 | 6 |
| COL | 10 | 2 | 6 | 8 | 2 |
| CBJ | 15 | 3 | 8 | 11 | 8 |
| DAL | 10 | 3 | 5 | 8 | 6 |
| DET | 0 | 0 | 0 | 0 | 0 |
| EDM | 10 | 4 | 4 | 8 | 6 |
| FLA | 18 | 8 | 9 | 17 | 10 |
| L.A. | 10 | 3 | 1 | 4 | 0 |
| MIN | 10 | 2 | 7 | 9 | 0 |
| MTL | 20 | 3 | 8 | 11 | 20 |
| NSH | 9 | 4 | 3 | 7 | 18 |
| NJ | 15 | 6 | 8 | 14 | 18 |
| NYI | 15 | 3 | 11 | 14 | 19 |
| NYR | 14 | 1 | 3 | 4 | 12 |
| OTT | 19 | 7 | 5 | 12 | 14 |
| PHI | 14 | 3 | 5 | 8 | 2 |
| PIT | 15 | 5 | 7 | 12 | 6 |
| SJ | 10 | 1 | 4 | 5 | 10 |
| STL | 9 | 2 | 1 | 3 | 2 |
| TB | 17 | 2 | 7 | 9 | 15 |
| TOR | 18 | 6 | 7 | 13 | 2 |
| VAN | 10 | 2 | 1 | 3 | 0 |
| VKG | 5 | 0 | 5 | 5 | 6 |
| WSH | 13 | 2 | 6 | 8 | 8 |
| WPG | 10 | 1 | 1 | 2 | 2 |
| TOTAL | 389 | 107 | 159 | 266 | 246 |

CAREER

Entering his sixth NHL season...Signed a new five-year contract on Aug. 10, 2018...2016 NHL All-Star...First teenager to make the Red Wings' season-opening lineup since Mike Sillinger in 1990-91...Five-time representative at the IIHF World Championship (2015-19)...Also represented the United States at the 2013 Under-17 World Hockey Challenge (bronze), 2014 IIHF World Under-18 Championship (gold) and 2015 IIHF World Junior Championship...2015 Big Ten Rookie of the Year, All-Rookie Team and First All-Star Team at Michigan...Skated for Team North America at the 2016 World Cup of Hockey...Broke 20-year-old Mike Gartner record at the Fastest Skater event at the 2016 NHL All-Star Skills Competition.

BY SEASON

2019-20: One of two Red Wings to play in all 71 games (Tyler Bertuzzi)...Led the Red Wings in scoring by producing 53 points (19-34-53) alongside 39 penalty minutes...Became one of just six players in franchise history to lead the team in scoring in three-consecutive seasons, joining Ted Lindsay (1947-50), Gordie Howe (1950-54, 1955-64 and 1967-70), Steve Yzerman (1986-93 and 1997-00), Pavel Datsyuk (2005-10) and Henrik Zetterberg (2009-12 and 2014-17)...Also became one of 12 different players to lead Detroit in scoring three-or-more times in his career...Ranked among team leaders with 19 goals (2nd), 34 assists (1st), 39 penalty minutes (3rd), five power-play goals (3rd), 14 power-play points (T1st), 223 shots (1st), 21:15 average time on ice (4th), a 52.4 faceoff percentage (2nd) and 43 takeaways (1st)...Skated in his 350th NHL game on 12/7 vs. Pittsburgh...Logged a Red Wings season-long seven-game point streak (2-5-7) from 12/31-1/14 and produced points in 11-of-12 games between 12/31-1/31...Scored his 100th career goal on 1/18 vs. Florida, becoming the sixth Red Wings player in the last 40 years to reach that mark prior to turning 24, and was the youngest (at 23 years and five months) to do so since Steve Yzerman (21 years and eight months)...Matched his career best with three points on 1/20 at Colorado and 3/8 vs. Tampa Bay (both 1-2-3)...Reached 250 NHL points on 1/31 at NY Rangers.

2018-19: Skated in 76 games with the Red Wings, doubling his previous season's goal total (16 to 32) and setting a career high with 73 points (32-41-73)...Named an alternate captain (home games) prior to the season...Became the second player in franchise history to lead the team in goals, assists, points and penalty minutes (75), joining John Sheppard, who did so for the Detroit Cougars in the franchise's first season (1926-27)...Also became the third player to lead the club in points and penalty minutes, joining Sheppard (21 points and 60 penalty minutes in 1926-27) and Ted Lindsay (54 points and 98 penalty minutes

71 DYLAN LARKIN

CONTINUED



in 1949-50)...Also led the Red Wings in power-play goals (7), power-play points (15), shorthanded goals (2), game-winning goals (tied with 4), overtime goals (4, which tied for NHL lead), shots (287), takeaways (69) and multi-point games (tied with 17)...Reached 150 NHL points on 10/30 vs. Columbus...Scored his first career overtime goal on 11/9 vs. NY Rangers and went on to set Detroit's single-season record by also notching OT winners on 11/17 at New Jersey, 12/6 at Toronto and 1/4 vs. Nashville, making him the 20th player in NHL history to record four-or-more OT goals...Registered his 100th assist on 12/8 vs. NY Islanders...Racked up a career-best 14-game point streak (totaling 7-10-17 from 12/4-12/31), which marked the third-longest in the NHL during the season and longest for Detroit since 2006-07 (17 games by Henrik Zetterberg)...Skated in his 300th NHL game on 2/17 vs. Philadelphia...Notched his 200th NHL point on 2/22 vs. Minnesota...Became Detroit's first 30-goal scorer since 2008-09 with a two-goal game on 3/28 at Buffalo...Posted a Red Wings season-best four-game goal streak from 3/25-3/31...Served as an alternate captain for the United States at the IIHF World Championship, posting five points (3-2-5) in seven games.

2017-18: Enjoyed a breakout third NHL campaign in which he nearly doubled his point total (32 to 63)...Led the Red Wings in scoring for the first time in his career and became the fifth-youngest player to ever do so at 21 years

and eight months, trailing only Steve Yzerman (1983-84), Mark Osborne (1981-82), Marcel Dionne (1971-72) and Dale McCourt (1977-78)...Led or tied for the team lead in games played (82), assists (47), points (63), shorthanded goals (2), game-winning goals (4), shots (232), takeaways (56) and multi-point games (13)...Also placed among team leaders with 16 goals (T3rd), 61 penalty minutes (3rd), eight power-play points (T8th), three shorthanded points (T2nd) and 19:50 average time on ice (4th and 1st among forwards)...Began the season with a five game point streak from 10/5-10/13 and totaled nine points (1-8-9) in his first eight games from 10/5-10/20...Registered his first career three-point game on 11/15 vs. Calgary (1-2-3)...Reached 100 career points on 12/2 at Montreal...Skated in his 200th NHL game on 1/5 vs. Florida...Ended the season on a team-best six-game point streak and racked up 13 points (7-6-13) in his final 10 games from 3/20-4/7...Represented the United States at the IIHF World Championship for the fourth-straight season, earning a bronze medal...Tied for fourth on the team and for 13th in the tournament with nine points (3-6-9) in 10 games.

2016-17: Played in 80 games (T4th most on the team) in his second full NHL season...Ranked among team leaders with 17 goals (T3rd), 32 points (8th), five power-play goals (T1st), 46 takeaways (1st) and 178 shots (2nd)...Tallied his first career shorthanded goal on 4/3 vs. Ottawa...Played

71 DYLAN LARKIN

CONTINUED



in his 100th career NHL game on 11/23 at Buffalo...Had his second career two-goal game on 10/25 vs. Carolina...Recorded four multi-goal games...Totaled eight points in eight games from 3/4-3/18...Recorded his first career fighting major on 10/21 vs. Nashville (Yannick Weber)...Represented Team North America at the 2016 World Cup of Hockey, picking up a point in two games...Was named a top three player for the United States at the IIHF World Championship in Cologne, Germany, and Paris, France, after finishing second on the team with 10 points (2-8-10) in eight games, also serving as an alternate captain.

2015-16: Led Detroit with 23 goals as a rookie to become the first rookie to lead the Red Wings in goals since Mike Foligno in 1979-80...Ranked among team leaders with 80 games played (7th), 22 assists (8th), 45 points (T3rd), a plus-11 rating (1st), 34 penalty minutes (T8th), four power-play goals (T6th), five game-winning goals (1st), 221 shots (1st) and a 10.4 shooting percentage (8th)...Among NHL rookies, he was tied for third in goals and for fifth in plus-minus and stood 11th in assists, sixth in points and second in shots on goal...Became the first teenager to play for the Red Wings since Jiri Hudler in 2003-04, the first to make the opening night roster since Jiri Fischer in 1999-00 and the first to play on opening night since Mike Sillinger

in 1990-91...Picked up an assist early in his NHL debut on 10/9 vs. Toronto and scored later in the game against Jonathan Bernier for his first NHL goal...Set a franchise rookie record by having a point in five-straight games to start the season...Scored in back-to-back games for the first time from 10/31-11/3...Had a season-best four-game goal streak from 11/16-11/21...Matched his season-best with a five-game point streak from 12/31-1/10...Recorded his first two-goal game on 2/4 at Florida...Became the third Red Wings rookie to be selected to an All-Star Game, joining Steve Yzerman (1984) and Reed Larson (1978) and broke a skills-competition record that stood since before he was born, besting Mike Gartner's 1996 record with a 13.172 lap time...Scored his first career postseason goal in Detroit's first-round series against Tampa Bay...Represented the United States at the 2016 IIHF World Championship in Russia and with Auston Matthews for the team lead with nine points (2-7-9 in 10 games).

2014-15: Led all Big Ten freshman and finished second on the Wolverines with 47 points (15-32-47) in his first and only season at the University of Michigan...Posted the most points by a Michigan freshman since Brendan Morrison recorded 48 in 1993-94...Named Big Ten Freshman of the year and earned Second Team NCAA All-American and First

71 DYLAN LARKIN

CONTINUED

Team All-Big Ten...Represented the United States at the 2015 IIHF World Junior Championship, leading the tournament with five goals and being named a top-three player on the team...Totaled seven points (5-2-7) in five games for the United States...Turned pro at the conclusion of his collegiate season and made his debut on the men's national team, picking up one assist in 10 games at the 2015 IIHF World Championship...Also skated in five games for the Grand Rapids Griffins during the AHL's Western Conference Final, registering five points (3-2-5)...Scored his first two professional goals in his second career pro game, beating Jacob Markstrom twice in a 4-2 Griffins win at Utica on 5/25.

2013-14: Spent the season with the U.S. National Team Development Program's under-18 team and picked up 26 points (17-9-26) in 26 games in USHL play and 56 points (31-25-56) over the duration of the NTDP's schedule... Served as an alternate captain for the United States at the 2014 Under-18 World Championship, winning a gold medal after producing four points (2-2-4) in six games.



2012-13: Totaled 27 points (13-14-27) in 55 games with the U.S. National Team Development Program's under-17 team, including 14 points (7-7-14) in 37 games against USHL competition...Won bronze at the 2013 Under-17 World Hockey Challenge and notched seven points (2-5-7) in six games.

CAREER HIGHLIGHTS

FIRSTS

FIRST GP:.....10/09/2015 DET 4 VS TOR 0
FIRST ASST:.....10/09/2015 DET 4 VS TOR 0
FIRST GOAL:.....10/09/2015 DET 4 VS TOR 0

MOSTS:

GOALS: 2 (9X).....02/23/2020 DET 2 VS CGY 4
ASSISTS: 3 (3X).....04/02/2019 DET 4 VS PIT 1
POINTS: 3 (9X).....03/08/2020 DET 5 VS TBL 4 (1G-2A)

MOST RECENTLY

SOG: 12 (1X).....03/28/2019 DET 5 AT BUF 4
PIM: 12 (1X).....02/26/2019 DET 1 VS MTL 8
HAT TRICKS:NONE
MULTI-PT GAMES: 53...03/08/2020 DET 5 VS TBL 4 (1G-2A)

LONGEST PERSONAL STREAKS:

GOALS: 4 (2X).....03/25/2019 03/31/2019 (5G)
ASSISTS: 4 (5X).....02/29/2020 03/08/2020 (5A)
PTS: 14 (1X).....12/04/2018 12/31/2018 (7G-10A)

CAREER STATS

REGULAR SEASON

PLAYOFFS (BOLD)

| SEASON | CLUB | LEAGUE | GP | G | A | P | PM | GP | G | A | P | PM |
|-----------------------|---------|--------|------------|------------|------------|------------|------------|----------|----------|----------|----------|-----------|
| 2015-16 | DETROIT | NHL | 80 | 23 | 22 | 45 | 34 | 5 | 1 | 0 | 1 | 18 |
| 2016-17 | DETROIT | NHL | 80 | 17 | 15 | 32 | 37 | -- | -- | -- | -- | -- |
| 2017-18 | DETROIT | NHL | 82 | 16 | 47 | 63 | 61 | -- | -- | -- | -- | -- |
| 2018-19 | DETROIT | NHL | 76 | 32 | 41 | 73 | 75 | -- | -- | -- | -- | -- |
| 2019-20 | DETROIT | NHL | 71 | 19 | 34 | 53 | 39 | -- | -- | -- | -- | -- |
| DETROIT TOTALS | | | 389 | 107 | 159 | 266 | 246 | 5 | 1 | 0 | 1 | 18 |
| NHL TOTALS | | | 389 | 107 | 159 | 266 | 246 | 5 | 1 | 0 | 1 | 18 |



39 ANTHONY MANTHA

6-5 • 234 lbs. • Right Wing • Shoots Left
Born: Longueuil, Quebec – **September 16, 1994**
Last Amateur Club: Val-d'Or Foreurs (QMJHL)

BECAME A RED WING: First round (20th overall) in 2013 NHL Entry Draft

CAREER STATS VS. NHL

| TEAM | GP | G | A | PTS | PIM |
|--------------|------------|-----------|-----------|------------|------------|
| ANA | 8 | 1 | 4 | 5 | 7 |
| ARI | 6 | 2 | 1 | 3 | 9 |
| BOS | 13 | 6 | 5 | 11 | 4 |
| BUF | 15 | 3 | 8 | 11 | 7 |
| CGY | 7 | 5 | 6 | 11 | 27 |
| CAR | 9 | 6 | 1 | 7 | 8 |
| CHI | 6 | 2 | 5 | 7 | 2 |
| COL | 7 | 1 | 0 | 1 | 9 |
| CBJ | 12 | 3 | 3 | 6 | 9 |
| DAL | 6 | 7 | 1 | 8 | 2 |
| DET | 0 | 0 | 0 | 0 | 0 |
| EDM | 7 | 2 | 1 | 3 | 0 |
| FLA | 10 | 2 | 1 | 3 | 0 |
| L.A. | 7 | 2 | 4 | 6 | 0 |
| MIN | 8 | 4 | 4 | 8 | 4 |
| MTL | 17 | 6 | 5 | 11 | 12 |
| NSH | 7 | 1 | 5 | 6 | 6 |
| NJ | 11 | 2 | 5 | 7 | 0 |
| NYI | 8 | 5 | 2 | 7 | 2 |
| NYR | 7 | 0 | 1 | 1 | 0 |
| OTT | 11 | 3 | 3 | 6 | 6 |
| PHI | 7 | 2 | 2 | 4 | 5 |
| PIT | 9 | 2 | 4 | 6 | 4 |
| SJ | 6 | 1 | 2 | 3 | 2 |
| STL | 6 | 0 | 1 | 1 | 0 |
| TB | 13 | 3 | 6 | 9 | 30 |
| TOR | 12 | 3 | 3 | 6 | 6 |
| VAN | 7 | 2 | 2 | 4 | 4 |
| VGK | 5 | 4 | 2 | 6 | 0 |
| WSH | 8 | 2 | 2 | 4 | 4 |
| WPG | 5 | 2 | 0 | 2 | 2 |
| TOTAL | 260 | 84 | 89 | 173 | 171 |

CAREER

Entering his sixth season with the Red Wings...Re-signed to a new four-year contract on November 3, 2020...Led Canada in points at 2019 IIHF World Championship...2014 Canadian Hockey League Player of the Year...2014 QMJHL champion with the Val-d'Or Foreurs...2014 QMJHL First All-Star Team, Most Valuable Player (Michele Briere Trophy), Leading Scorer (Jean Beliveau Trophy)...2014 IIHF World Junior Championship All-Star Team for Canada...2013 QMJHL Second All-Star Team...2013 CHL Top Prospects Game...2012 IIHF World Under-18 Championship bronze medal.


BY SEASON

2019-20: Limited to 43 games played due to injury but ranked among Red Wings leaders with 16 goals (3rd), 22 assists (T3rd), 38 points (3rd), 34 penalty minutes (T5th), six power-play goals (T1st), nine power-play points (T4th), three game-winning goals (T1st), 137 shots (2nd), an 11.7 shooting percentage (4th), 18:54 average time on ice (8th) and 22 takeaways (4th)...Racked up seven points (5-2-7) in the team's first two games of the season, 10/5-10/6 and was named the NHL's Second Star of the Week on 10/7...Scored all four Red Wings goals in a 4-3 home opener win on 10/6 vs. Dallas, marking his second career hat trick...The hat trick marked his second hat trick in a span of six regular-season games (dating back to 3/31/19 vs. Boston); the first natural hat trick for Detroit since 3/19/08 vs. Columbus (Henrik Zetterberg); the first four-goal game for Detroit since 2/2/11 at Ottawa (Johan Franzen had five goals); the sixth hat trick in franchise history during a home opener; and the first instance of a player scoring all of Detroit's goals in a win with four-or-more goals scored since 12/26/96 at Washington (Sergei Fedorov scored five goals in a 5-4 win)...Ran a season-best five-game point streak from 11/6-11/14, totaling seven points (2-5-7)...Posted his second four-point game of the season (1-3-4) on 3/8 vs. Tampa Bay.

2018-19: Matched his career-best point total from 2017-18 despite playing in 13 fewer games...Totaled 48 points (25-23-48) and 30 penalty minutes in 67 games...Ranked among Red Wings leaders with 25 goals (3rd), 23 assists (7th), 48 points (4th), a 0.72 points-per-game average (3rd), four power-play goals (T1st), 13 power-play points (2nd), 198 shots (3rd) and a 12.6 shooting percentage (5th)...Recorded his 100th career point on 11/26 vs. Columbus...Missed 15 games with a hand injury, 12/4-1/2...Picked up a career-high four assists on 2/20 vs. Chicago, which kicked off a five-game point streak (2-5-7 from 2/20-3/2)...Appeared in his 200th NHL game on 3/2 at Arizona...Posted his first career hat trick and five-point game on 3/31 vs. Boston, which marked the first five-point game by any Red Wings player since Henrik Zetterberg (2/1/13

39 ANTHONY MANTHA

CONTINUED



vs. St. Louis)...Matched a career best with a six-game point streak from 3/23-4/2, totaling 14 points (7-7-14)...Finished the season as the NHL's highest scoring player from 3/23 to the end of the regular season, racking up 15 points (8-7-15) in that span...Kept up his torrid scoring pace at the IIHF World Championship in Slovakia, totaling 14 points (7-7-14) in nine games to tie for Canada's scoring lead (with Mark Stone) and tie for fifth overall in tournament scoring...Captured a silver medal and was named a top-three player on the team.

2017-18: Led Detroit in goals in his third season with the Red Wings and first full campaign in the NHL...Ranked first on the team with 24 goals and nine power-play goals and placed among team leaders with 80 games played (T6th), 24 assists (4th), 48 points (4th), 52 penalty minutes (4th), 12 power-play points (4th), two game-winning goals (T5th), 190 shots (3rd), a 12.6 shooting percentage (1st) and 17:17 average time on ice (9th and 4th among forwards)...Scored the first-ever goal at Little Caesars Arena during a three-point night (1-2-3) in the team's 4-2 win vs. Minnesota on 10/5...Recorded the second of his five three-or-more point games on 10/13 at Vegas...Scored in three-straight games from 10/31-11/5...Recorded his first "Gordie Howe Hat Trick" on 11/15 vs. Calgary, totaling 2-1-3 and 25 penalty minutes...Played in his 100th NHL game on 12/11 vs. Florida...Posted a career-high four points (2-2-4) on 3/6 at Boston...Produced five points (1-4-5) in his last five games of the season from 3/29-4/7.

2016-17: Played 60 games with the Red Wings, ranking among the team leaders with 17 goals (T3rd), 19 assists

(7th), 36 points (7th), three game-winning goals (2nd) and plus-minus at +10 (2nd)...Missed the final five games of the season with a finger injury...Finished 12th in the NHL in rookie scoring and T9th in overtime goals with two...Registered his first career overtime goal on 12/19 vs. Ottawa and added his second on 3/21 at Montreal...Tallied a personal-best three points (2-1-3) including first career multi-goal game at Toronto on 1/1 at the NHL's Centennial Classic at Exhibition Stadium in Toronto...Had his second career two-goal game on 3/27 vs. Carolina...Picked up seven goals and 10 points in eight games from 12/20-1/7...Recorded eight multi-point games, with his first career one coming 11/25 at New Jersey...Began the season in the AHL and racked up eight goals in 10 games with Grand Rapids, leading the league at the time of his call-up.

2015-16: Totaled three points (2-1-3) in 10 games during his first-ever NHL stint in Detroit...Made his NHL debut on 3/15 at Philadelphia, logging 14:45 TOI and four shots on goal...Picked up an assist for his first NHL point on 3/22 at Tampa Bay...Scored his first NHL goal on 3/24 vs. Montreal (Ben Scrivens) and added his second career goal against the same team on 3/29, scoring at the Bell Centre, located minutes from his hometown...Spent most of the season in Grand Rapids, totaling 45 points (21-25-45) in 60 games...Ranked fourth on the Griffins in points, third in goals and tied for fifth with a plus-13 rating...Racked up 11 points (4-7-11) in nine AHL playoff games.

2014-15: Produced 33 points (15-18-33) in 62 regular-season games in his first professional season...Suffered a leg injury in training camp which delayed his professional

39 ANTHONY MANTHA

CONTINUED

debut to 11/14 vs. Texas...Notched his first professional goal on 11/15 vs. Texas (Jussi Rynnäs)...Contributed four points (2-2-4) in 16 postseason games.

2013-14: Enjoyed a historic season in his last year of major junior, racking up 120 points (57-63-120) in 57 games with Val d'Or and totaling 82 goals in 82 games between the regular season and playoffs...Named the Canadian Hockey League Player of the Year...Was also the QMJHL's Most Valuable Player (Michele Briere Memorial Trophy), was named a QMJHL First-Team All-Star, led the QMJHL in goals for a second-straight season and won the Jean Beliveau Trophy as the league's top scorer...Helped Val d'Or capture the QMJHL President's Cup as league champion and totaled 38 points (24-14-38) in 24 postseason games...Scored the cup-clinching goal with 51 seconds left in regulation of Game 7 of the QMJHL Finals...Guided the team to the semifinal round of the CHL Memorial Cup, where the team fell to the eventual Memorial Cup-champion Edmonton Oil Kings in triple overtime...Represented Canada at the IIHF World Junior Championship and led the team with 11 points (5-6-11)...Named to the WJC All-Star Team.

2012-13: Compiled 89 points (50-39-89) in 67 games for Val d'Or...Was the only draft-eligible major-junior player



to score 50 goals...Led the QMJHL in goals and earned a spot on the Second All-Star Team...Produced 12 points (5-7-12) in nine playoff games...Skated at the CHL Top Prospect Game.

2011-12: Banked 51 points (22-29-51) to rank 11th among QMJHL rookies...Totaled 63 games played for Val d'Or...Scored at a point-per-game pace in the playoffs (2-2-4 in 4 games played)...Won a bronze medal with Canada at the IIHF World Under-18 Championship.

CAREER HIGHLIGHTS

FIRSTS

FIRST GP: 03/15/2016 DET 3 AT PHI 4
FIRST ASST: 03/22/2016 DET 2 AT TB 6
FIRST GOAL: 03/24/2016 DET 4 VS MTL 3

MOSTS:

GOALS: 4 (1X) 10/06/2019 DET 4 VS DAL 3
ASSISTS: 4 (1X) 02/20/2019 DET 4 VS CHI 5
POINTS: 5 (1X) 03/31/2019 DET 6 VS BOS 3 (3G-2A)

MOST RECENTLY

SOG: 10 (1X) 11/26/2018 DET 5 VS CBJ 7
PIM: 25 (1X) 11/15/2017 DET 8 VS CGY 2
HAT TRICKS: 2 10/06/2019 DET 4 VS DAL 3 (4G)
MULTI-PT GAMES: 35 03/08/2020 DET 5 VS TB 4 (1G-3A)

LONGEST PERSONAL STREAKS:

GOALS: 3 (1X) 10/31/2017 11/05/2017 (3G)
ASSISTS: 4 (1X) 03/25/2019 03/31/2019 (7A)
PTS: 6 (2X) 03/25/2019 04/02/2019 (7G-7A)

CAREER STATS

REGULAR SEASON

PLAYOFFS (BOLD)

| SEASON | CLUB | LEAGUE | GP | G | A | P | PM | GP | G | A | P | PM |
|-----------------------|---------|--------|------------|-----------|-----------|------------|------------|----------|----------|----------|----------|----------|
| 2015-16 | DETROIT | NHL | 10 | 2 | 1 | 3 | 0 | -- | -- | -- | -- | -- |
| 2016-17 | DETROIT | NHL | 60 | 17 | 19 | 36 | 53 | -- | -- | -- | -- | -- |
| 2017-18 | DETROIT | NHL | 80 | 24 | 24 | 48 | 52 | -- | -- | -- | -- | -- |
| 2018-19 | DETROIT | NHL | 67 | 25 | 23 | 48 | 30 | -- | -- | -- | -- | -- |
| 2019-20 | DETROIT | NHL | 43 | 16 | 22 | 38 | 34 | -- | -- | -- | -- | -- |
| DETROIT TOTALS | | | 260 | 84 | 89 | 173 | 171 | 0 | 0 | 0 | 0 | 0 |
| NHL TOTALS | | | 260 | 84 | 89 | 173 | 171 | 0 | 0 | 0 | 0 | 0 |



24 JON MERRILL

6-3 • 195 lbs. • Defense • Shoots Left

Born: Oklahoma City, Oklahoma – February 3, 1992

Last Amateur Club: University of Michigan (CCHA – NCAA)

BECAME A RED WING: Signed by Detroit as a free agent on October 9, 2020

CAREER STATS VS. NHL

| TEAM | GP | G | A | PTS | PIM |
|--------------|------------|-----------|-----------|-----------|------------|
| ANA | 11 | 0 | 0 | 0 | 8 |
| ARI | 11 | 0 | 3 | 3 | 2 |
| BOS | 10 | 0 | 3 | 3 | 0 |
| BUF | 9 | 0 | 0 | 0 | 2 |
| CGY | 11 | 0 | 2 | 2 | 12 |
| CAR | 16 | 1 | 2 | 3 | 4 |
| CHI | 9 | 0 | 3 | 3 | 4 |
| COL | 13 | 0 | 2 | 2 | 6 |
| CBJ | 18 | 1 | 1 | 2 | 10 |
| DAL | 11 | 1 | 0 | 1 | 4 |
| DET | 11 | 0 | 1 | 1 | 4 |
| EDM | 10 | 1 | 0 | 1 | 2 |
| FLA | 10 | 1 | 3 | 4 | 4 |
| L.A. | 13 | 0 | 1 | 1 | 6 |
| MIN | 10 | 1 | 1 | 2 | 12 |
| MTL | 12 | 0 | 2 | 2 | 4 |
| NSH | 13 | 0 | 1 | 1 | 10 |
| NJ | 4 | 0 | 1 | 1 | 4 |
| NYI | 15 | 0 | 2 | 2 | 6 |
| NYR | 16 | 1 | 1 | 2 | 0 |
| OTT | 13 | 0 | 0 | 0 | 21 |
| PHI | 17 | 1 | 2 | 3 | 8 |
| PIT | 16 | 1 | 2 | 3 | 10 |
| SJ | 13 | 1 | 3 | 4 | 10 |
| STL | 8 | 0 | 1 | 1 | 6 |
| TB | 10 | 0 | 1 | 1 | 4 |
| TOR | 12 | 2 | 6 | 8 | 8 |
| VAN | 10 | 0 | 1 | 1 | 4 |
| VGK | 15 | 0 | 1 | 1 | 12 |
| WSH | 15 | 0 | 1 | 1 | 12 |
| WPG | 9 | 0 | 3 | 3 | 8 |
| TOTAL | 356 | 12 | 49 | 61 | 195 |

CAREER

Starting his first season with Detroit and eighth NHL season...Born in Oklahoma but raised in Grand Blanc and Brighton, Mich., and a product of Little Caesars AAA Hockey...Played 356 NHL games prior to joining the Red Wings with New Jersey (216) and Vegas (140)...An original member of the Golden Knights as an expansion draft selection in June 2017...Selected in the second round (38th overall) by New Jersey in the 2010 NHL Entry Draft...University of Michigan product who made the CCHA All-Rookie Team and CCHA Second All-Star Team in 2011, helping the team to a CCHA championship...Also represented the United States at the 2011 (winning bronze) and 2012 IIHF World Junior Championship and won back-to-back gold medals at the 2009 and 2010 IIHF World Under-18 Championship.

BY SEASON

2019-20: Skated in 49 games in his third season with the Vegas Golden Knights, picking up seven points (2-5-7), a plus-nine rating and 32 penalty minutes...Logged 20-or-more minutes of ice time in five of Vegas' first six games and eight of its first 12...Picked up his first point of the season on 10/21 at Philadelphia and first goal on 1/2 vs. Philadelphia...Notched three points (1-2-3) over a four-game stretch from 2/6-2/13...Added an assist in his lone postseason appearance for Vegas.

2018-19: Set offensive career bests and quintupled his first-year Vegas point total with 15 points (3-12-15), a plus-16 rating and 53 penalty minutes in 57 games with the Golden Knights...Notched an assist his season opener on 10/4 vs. Philadelphia...Posted a season-best three-game point streak from 1/8-1/12 and matched it from 2/9-2/14...Scored his first goal of the season on 1/10 vs. San Jose...Notched his first career shorthanded goal on 2/9 vs. Columbus...Logged his first multi-point game (1-1-2) with Vegas on 2/28 vs. Florida...Skated in his 300th NHL game on 3/21 vs. Winnipeg...Tied for the Golden Knights' lead in blocked shots (18) during the postseason, totaling seven playoff appearances.

2017-18: Joined the expansion Golden Knights and helped the team reach the Stanley Cup Final in its inaugural season...Notched three points (1-2-3), a plus-seven rating and 22 penalty minutes in 34 games with Vegas...Picked up his first point with Vegas with an assist on 12/1 at Winnipeg and scored his first goal in his next appearance on 12/14 vs. Pittsburgh, which was the game-winning tally...Skated in eight postseason games en route to a Stanley Cup Final appearance, logging a plus-two rating and 10 penalty minutes.

2016-17: Appeared in 51 games with New Jersey, contributing six points (1-5-6) and 24 penalty minutes...Scored his lone goal of the season on 1/6

24 JON MERRILL

CONTINUED

vs. Toronto...Skated in his 200th NHL game on 3/2 at Washington.

2015-16: Skated in 47 games in his third NHL season with the Devils, logging five points (1-4-5) and 28 penalty minutes...His lone goal of the season on 1/10 at Minnesota was the game-winning goal.

2014-15: Appeared in a career-high 66 games in his second NHL seasons and totaled 14 points (2-12-14) and 24 penalty minutes with New Jersey...Authored his second career multi-point game (0-2-2) on 12/4 at Toronto...Logged his 100th NHL game on 2/27 vs. Boston.

2013-14: Split his first professional campaign between New Jersey (52 games) and AHL Albany (15 games)...Picked up 11 points (2-9-11) in 52 NHL games...Logged his first NHL point (assist) on 11/29 at Carolina...Scored his first NHL goal on 2/7 vs. Edmonton and became the first player in Devils franchise history to score an overtime winner as their first NHL goal...Recorded his first career multi-point game on 3/23 vs. Toronto...Also racked up 10 points (2-8-10) in 15 games with the Albany Devils and chipped in two points (1-1-2) in four postseason games.

COLLEGE CAREER (2010-13): Spent three seasons at the University of Michigan, overlapping with fellow Red Wing Luke Glendening in two seasons from 2010-12...Totaled 47 points (11-36-47) in 82 games with the Wolverines...



Made his pro debut following his junior season by logging eight points (1-7-8) in 12 games with the AHL's Albany Devils in 2012-13...Was a CCHA All-Rookie Team and CCHA Second All-Star Team member as a freshman after posting a collegiate career-high 25 points (7-18-25) in 42 games as a freshman in 2010-11, helping the team to a CCHA regular-season championship...Also won bronze with the United States in 2011 at the IIHF World Junior Championship, earning honors as a top-three player on the team after leading the team's defensemen with five points (1-4-5) in six games and made a second-consecutive appearance for Team USA at the 2012 IIHF World Junior Championship, earning four points (0-4-4) in six games.

YOUTH/JUNIOR CAREER (2005-10): Spent two seasons with the U.S. National Team Development Program in Ann Arbor, Mich. (2008-10)...Totaled 41 points (8-33-41) in 101 games over two years combined with the program...Won back-to-back gold medals with the United States at the 2009 and 2010 IIHF World Under-18 Championship, logging three assists and six penalty minutes between the two tournaments...Prior to his time with the U.S. NTDP, he played for Little Caesars AAA Hockey until 2007-08.

CAREER HIGHLIGHTS

FIRSTS

FIRST GP: 11/03/2013 NJD 0 AT MIN 4
FIRST ASST: 11/29/2013 NJD 5 AT CAR 2
FIRST GOAL: 02/07/2014 NJD 2 VS EDM 1

MOSTS:

GOALS: 1 (12X) 02/08/2020 VGK 5 VS CAR 6
ASSISTS: 2 (1X) 12/04/2014 NJD 5 AT TOR 3
POINTS: 2 (3X) 02/28/2019 VGK 6 VS FLA 5 (1G-1A)

MOST RECENTLY

SOG: 5 (1X) 03/06/2018 VGK 1 AT CBJ 4
PIM: 17 (1X) 10/28/2018 VGK 4 VS OTT 3
HAT TRICKS: NONE
MULTI-PT GAMES: 3...02/28/2019 VGK 6 VS FLA 5 (1G-1A)

LONGEST PERSONAL STREAKS:

GOALS: 1 (12X) 02/08/2020 02/08/2020 (1G)
ASSISTS: 2 (5X) 02/12/2019 02/14/2019 (2A)
PTS: 3 (2X) 02/09/2019 02/14/2019 (1G-2A)

CAREER STATS

REGULAR SEASON

PLAYOFFS (BOLD)

| SEASON | CLUB | LEAGUE | GP | G | A | P | PM | GP | G | A | P | PM |
|----------------|------------|--------|------------|-----------|-----------|-----------|------------|-----------|----------|----------|----------|-----------|
| 2013-14 | NEW JERSEY | NHL | 52 | 2 | 9 | 11 | 12 | -- | -- | -- | -- | -- |
| 2014-15 | NEW JERSEY | NHL | 66 | 2 | 12 | 14 | 24 | -- | -- | -- | -- | -- |
| 2015-16 | NEW JERSEY | NHL | 47 | 1 | 4 | 5 | 28 | -- | -- | -- | -- | -- |
| 2016-17 | NEW JERSEY | NHL | 51 | 1 | 5 | 6 | 24 | -- | -- | -- | -- | -- |
| 2017-18 | VEGAS | NHL | 34 | 1 | 2 | 3 | 22 | 8 | 0 | 0 | 0 | 10 |
| 2018-19 | VEGAS | NHL | 57 | 3 | 12 | 15 | 53 | 7 | 0 | 0 | 0 | 0 |
| 2019-20 | VEGAS | NHL | 49 | 2 | 5 | 7 | 32 | 1 | 0 | 1 | 1 | 0 |
| DETROIT TOTALS | | | 0 | 0 | 0 | 0 | 0 | 0 | 0 | 0 | 0 | 0 |
| NHL TOTALS | | | 356 | 12 | 49 | 61 | 195 | 16 | 0 | 1 | 1 | 10 |



92 VLADISLAV NAMESTNIKOV

6-0 • 183 lbs. • Center • Shoots Left
Born: Zhukovskiy, Russia – November 22, 1992
Last Amateur Club: London Knights (OHL)

BECAME A RED WING: Signed by Detroit as a free agent on October 11, 2020.

CAREER

Beginning his first season with the Red Wings and his eighth NHL campaign... Signed to a two-year contract by Detroit on October 11, 2020...Former first-round pick (27th overall) of the Tampa Bay Lightning in the 2011 NHL Entry Draft...Joins Detroit with 425 games of NHL experience between Tampa Bay (263), NY Rangers (99), Ottawa (54) and Colorado (9)...2015 AHL All-Star with the Syracuse Crunch...2012 OHL champion with the London Knights...2017 bronze medalist at the IIHF World Championship with Russia, who he also represented at the 2016 World Cup of Hockey and 2010 IIHF World Under-18 Championship...Is the son of Evgeny Namestnikov, who played 43 NHL games between 1993-00, and the nephew of Ivan Novoseltsev, who logged 234 NHL games from 1999-04, and Vyacheslav Kozlov, a member of the Russian Five who played for Detroit from 1992-01 and totaled 1,182 NHL games until 2009-10.

BY SEASON

2019-20: Split time with three teams after he was part of two midseason trades, totaling 31 points (17-14-31) in 65 games combined between the NY Rangers, Ottawa and Colorado, marking the second-highest goal total of his NHL career...Tied for the NHL lead in shorthanded goals (4) and shorthanded points (6)...Skated in two games with the Rangers before he was traded to the Senators on 10/7 in exchange for defenseman Nick Ebert and a fourth-round pick in the 2021 NHL Entry Draft...Earned an assist in his Senators debut on 10/10 vs. St. Louis and followed that up with a three-point game (2-1-3) on 10/12 vs. Tampa Bay...Eclipsed 100 career assists with two helpers on 12/9 vs. Boston...Skated in his 400th NHL game on 1/7 at Washington...Finished seventh on Ottawa in scoring with 25 points (13-12-25) in 54 games before joining Colorado at the trade deadline (acquired by the Avalanche in exchange for a fourth-round pick in the 2021 NHL Entry Draft on 2/24)...Contributed six points (4-2-6) in nine regular-season games for Colorado and added five points (4-1-5) in 12 postseason appearances...Scored twice in the Avalanche's Game 7 loss in their second-round series to Dallas on 9/4.

2018-19: Skated in 78 games with the NY Rangers and finished eighth on the team with 31 points (11-20-31)...Tied for the Rangers lead in shorthanded goals (2) and led in shorthanded points (3)...Also recorded career highs in hits (140) and blocked shots (62), which ranked second among team forwards...Picked up an assist in his 300th NHL game, 11/15 at NY Islanders...Tied a career high with three points on three occasions: 12/18 vs. Anaheim (1-2-3), 2/15 at Buffalo (2-1-3) and 3/9 vs. New Jersey (1-2-3).

CAREER STATS VS. NHL

| TEAM | GP | G | A | PTS | PIM |
|--------------|------------|-----------|------------|------------|------------|
| ANA | 10 | 3 | 4 | 7 | 6 |
| ARI | 10 | 5 | 0 | 5 | 0 |
| BOS | 19 | 2 | 7 | 9 | 8 |
| BUF | 19 | 5 | 7 | 12 | 6 |
| CGY | 13 | 2 | 3 | 5 | 11 |
| CAR | 17 | 4 | 5 | 9 | 5 |
| CHI | 10 | 0 | 1 | 1 | 0 |
| COL | 10 | 2 | 4 | 6 | 6 |
| CBJ | 16 | 1 | 6 | 7 | 11 |
| DAL | 11 | 2 | 2 | 4 | 15 |
| DET | 24 | 3 | 7 | 10 | 12 |
| EDM | 11 | 3 | 3 | 6 | 14 |
| FLA | 20 | 7 | 2 | 9 | 6 |
| L.A. | 10 | 2 | 3 | 5 | 2 |
| MIN | 11 | 0 | 1 | 1 | 4 |
| MTL | 20 | 4 | 5 | 9 | 14 |
| NSH | 11 | 3 | 1 | 4 | 6 |
| NJ | 18 | 3 | 4 | 7 | 10 |
| NYI | 17 | 3 | 6 | 9 | 14 |
| NYR | 11 | 2 | 2 | 4 | 4 |
| OTT | 15 | 3 | 5 | 8 | 22 |
| PHI | 18 | 4 | 3 | 7 | 8 |
| PIT | 15 | 5 | 8 | 13 | 4 |
| SJ | 10 | 3 | 2 | 5 | 4 |
| STL | 9 | 0 | 2 | 2 | 5 |
| TB | 8 | 2 | 4 | 6 | 8 |
| TOR | 17 | 3 | 3 | 6 | 0 |
| VAN | 12 | 1 | 4 | 5 | 10 |
| VGK | 6 | 2 | 0 | 2 | 0 |
| WSH | 16 | 2 | 1 | 3 | 6 |
| WPG | 11 | 2 | 1 | 3 | 6 |
| TOTAL | 425 | 83 | 106 | 189 | 227 |

92 VLADISLAV NAMESTNIKOV

CONTINUED



2017-18: Enjoyed a career season between Tampa Bay and the NY Rangers, totaling a career-best 48 points (22-26-48) in 81 games between the two teams...Had an early-season seven-game point streak from 10/12-10/24, comprising the majority of a stretch in which he racked up 11 points (4-7-11) in the first 10 games of the season... Also racked up seven points (4-3-7) over a five-game point streak from 11/4-11/16...Totaled at least one point in 25 of the first 36 games of the season...Reached 100 NHL points on 11/22 vs. Chicago...Traded by Tampa Bay with center Brett Howden, defenseman Libor Hajek, a first-round pick in the 2018 NHL Entry Draft and a conditional second-round pick in the 2019 NHL Entry Draft to the NY Rangers in exchange for center J.T. Miller and defenseman Ryan McDonagh on 2/26...Picked up two points (1-1-2) in his first game with the Rangers on 2/28 at Vancouver.

2016-17: Totaled 28 points (10-18-28) in 74 games in his fourth NHL season...Tallied back-to-back multi-point games (both 1-1-2) on 10/22 at Ottawa and 10/25 at Toronto... Posted a three-game goal streak from 2/19-2/23, setting a new career high...Represented Russia at the 2016 World Cup of Hockey, scoring one goal...Also won bronze for his country at the 2017 IIHF World Championship, ranking seventh on the team with six points (3-3-6).

2015-16: Set then career highs by registering 35 points (14-21-35) and 45 penalty minutes in 80 games with Tampa Bay...Ranked among team leaders in goals (T4th), assists (9th), points (7th) and plus-minus (+17, 2nd)...Recorded his first NHL hat trick, including the overtime winner, on 1/15 vs.

Pittsburgh...Racked up four multi-point games over a five-game span from 1/9-1/19, totaling nine points (4-5-9)... Also skated in 17 postseason games in Tampa Bay's trip to the Eastern Conference Final, posting three points (1-2-3)... Notched his first NHL playoff goal in Game 3 of the Second Round on 5/3 at NY Islanders.

2014-15: Split his third professional campaign between Tampa Bay and AHL Syracuse...Totaled 16 points (9-7-16) in 43 games in his first extended NHL stint with the Lightning... Recorded his first NHL goal and assist in the same game (1-1-2) on 10/13 vs. Montreal...Logged his second multi-point game (1-1-2) of the season on 3/22 vs. Boston...Set a career best with three points (2-1-3) on 3/30 at Montreal... Made his NHL postseason debut by appearing in 12 games during Tampa Bay's run to the Stanley Cup Final...Notched his first playoff point with an assist on 4/18 vs. Detroit... Also racked up 35 points (14-21-35) in 34 AHL games with the Crunch and was named to the 2015 AHL All-Star Game.

2013-14: Spent most of the season with the AHL's Syracuse Crunch, where he finished second on the team in scoring with 48 points (19-29-48) in 56 games...Made his NHL debut with Tampa Bay on 2/8 vs. Detroit...Totaled four NHL games before finishing the season in the AHL.

2012-13: Logged 44 games with the Syracuse Crunch in his first professional season...Registered 21 points (7-14-21)...Also added seven points (2-5-7) in 18 games as Syracuse advanced to the Calder Cup Finals, where they lost to the Grand Rapids Griffins.

92 VLADISLAV NAMESTNIKOV

CONTINUED

JUNIOR CAREER (2010-12): Played two seasons for the Ontario Hockey League's London Knights, totaling 139 points (52-87-139), a plus-27 rating and 99 penalty minutes in 131 games...Won an OHL championship in his second season with the team, where he served as an alternate captain and ranked second on the team in regular-season scoring (22-49-71 in 63 games) and third in playoff scoring (4-14-18 in 19 games)...Also ranked second on London in scoring as an OHL rookie with 68 points (30-38-68) in 68 games in 2010-11, leading the team in goals...Skated at the 2011 CHL Top Prospects Game.

EUROPEAN CAREER (2008-10): Spent two seasons with Khimik Voskresensk in Russia's second-highest professional league prior to moving to North America...Recorded 22 points (13-9-22) in 33 games as a 17-year-old in 2009-10...Represented Russia at the 2010 IIHF World Under-18 Championship, scoring at a point-per-game clip (5-2-7 in seven games) being selected as one of the top three players on the team.



CAREER HIGHLIGHTS

FIRSTS

FIRST GP: 02/08/2014 TBL 4 VS DET 2
FIRST ASST: 10/13/2014 TBL 7 VS MTL 1
FIRST GOAL: 10/13/2014 TBL 7 VS MTL 1

SOG: 7 (1X) 03/01/2019 NYR 2 VS MTL 4
PIM: 12 (1X) 04/03/2019 NYR 1 VS OTT 4
HAT TRICKS: 1 01/15/2016 TBL 5 VS PIT 4 (3G)
MULTI-PT GAMES: 35 03/08/2020 COL 4 AT SJS 3 (1G-1A)

MOSTS:

GOALS: 3 (1X) 01/15/2016 TBL 5 VS PIT 4
ASSISTS: 2 (11X) 12/09/2019 OTT 5 VS BOS 4
POINTS: 3 (8X) 10/12/2019 OTT 4 VS TBL 2 (2G-1A)

MOST RECENTLY

LONGEST PERSONAL STREAKS:

GOALS: 3 (3X) 01/16/2020 01/27/2020 (3G)
ASSISTS: 3 (3X) 10/12/2017 10/16/2017 (3A)
PTS: 7 (1X) 10/12/2017 10/24/2017 (2G-6A)

CAREER STATS

REGULAR SEASON

PLAYOFFS (BOLD)

| SEASON | CLUB | LEAGUE | GP | G | A | P | PM | GP | G | A | P | PM |
|-----------------------|------------|--------|------------|-----------|------------|------------|------------|-----------|----------|----------|----------|----------|
| 2013-14 | TAMPA BAY | NHL | 4 | 0 | 0 | 0 | 4 | -- | -- | -- | -- | -- |
| 2014-15 | TAMPA BAY | NHL | 43 | 9 | 7 | 16 | 13 | 12 | 0 | 1 | 1 | 4 |
| 2015-16 | TAMPA BAY | NHL | 80 | 14 | 21 | 35 | 45 | 17 | 1 | 2 | 3 | 0 |
| 2016-17 | TAMPA BAY | NHL | 74 | 10 | 18 | 28 | 31 | -- | -- | -- | -- | -- |
| 2017-18 | TAMPA BAY | NHL | 62 | 20 | 24 | 44 | 35 | -- | -- | -- | -- | -- |
| 2017-18 | NY RANGERS | NHL | 19 | 2 | 2 | 4 | 10 | -- | -- | -- | -- | -- |
| 2018-19 | NY RANGERS | NHL | 78 | 11 | 20 | 31 | 44 | -- | -- | -- | -- | -- |
| 2019-20 | NY RANGERS | NHL | 2 | 0 | 0 | 0 | 2 | -- | -- | -- | -- | -- |
| 2019-20 | OTTAWA | NHL | 54 | 13 | 12 | 25 | 35 | -- | -- | -- | -- | -- |
| 2019-20 | COLORADO | NHL | 9 | 4 | 2 | 6 | 8 | 12 | 4 | 1 | 5 | 4 |
| DETROIT TOTALS | | | 0 | 0 | 0 | 0 | 0 | 0 | 0 | 0 | 0 | 0 |
| NHL TOTALS | | | 425 | 83 | 106 | 189 | 227 | 41 | 5 | 4 | 9 | 8 |



22 PATRIK NEMETH

6-3 • 228 lbs. • Defense • Shoots Left
Born: Stockholm, Sweden – February 8, 1992
Last Amateur Club: AIK (Sweden)

BECAME A RED WING: Signed as a free agent on July 1, 2019

CAREER STATS VS. NHL

| TEAM | GP | G | A | PTS | PIM |
|--------------|------------|----------|-----------|-----------|------------|
| ANA | 10 | 0 | 1 | 1 | 4 |
| ARI | 11 | 0 | 1 | 1 | 4 |
| BOS | 7 | 0 | 2 | 2 | 2 |
| BUF | 8 | 0 | 1 | 1 | 0 |
| CGY | 10 | 0 | 2 | 2 | 2 |
| CAR | 10 | 1 | 2 | 3 | 8 |
| CHI | 20 | 0 | 6 | 6 | 12 |
| COL | 6 | 0 | 2 | 2 | 8 |
| CBJ | 9 | 0 | 0 | 0 | 4 |
| DAL | 8 | 0 | 1 | 1 | 11 |
| DET | 4 | 0 | 0 | 0 | 9 |
| EDM | 12 | 1 | 0 | 1 | 4 |
| FLA | 11 | 0 | 4 | 4 | 10 |
| L.A. | 11 | 1 | 1 | 2 | 4 |
| MIN | 14 | 1 | 4 | 5 | 10 |
| MTL | 9 | 0 | 0 | 0 | 6 |
| NSH | 14 | 0 | 0 | 0 | 4 |
| NJ | 8 | 0 | 0 | 0 | 0 |
| NYI | 10 | 1 | 2 | 3 | 2 |
| NYR | 8 | 0 | 1 | 1 | 12 |
| OTT | 7 | 0 | 1 | 1 | 0 |
| PHI | 6 | 0 | 1 | 1 | 4 |
| PIT | 10 | 0 | 0 | 0 | 6 |
| SJ | 11 | 0 | 1 | 1 | 6 |
| STL | 16 | 0 | 1 | 1 | 10 |
| TB | 11 | 0 | 0 | 0 | 2 |
| TOR | 8 | 0 | 1 | 1 | 2 |
| VAN | 12 | 0 | 2 | 2 | 0 |
| VGK | 7 | 0 | 0 | 0 | 4 |
| WSH | 9 | 0 | 4 | 4 | 4 |
| WPG | 17 | 0 | 2 | 2 | 8 |
| TOTAL | 314 | 5 | 43 | 48 | 162 |

CAREER

Entering his second season with the Red Wings and eighth NHL campaign... Signed a two-year contract with Detroit on July 1, 2019...2014 Calder Cup champion with Texas Stars...Represented Sweden at 2011 and 2012 IIHF World Junior Championships, winning gold in 2012...Won silver at 2010 IIHF Under-18 World Championship...Played 250 NHL games with Dallas (2013-17) and Colorado (2017-19) prior to signing with Detroit.

BY SEASON

2019-20: Skated in 64 games in his debut season with the Red Wings, notching nine points (1-8-9) and 28 penalty minutes...Led Detroit in blocked shots (92) and ranked among team leaders with 28 penalty minutes (8th), 89 shots (8th), 22:02 average time on ice (3rd) and 80 hits (7th)...Made his Red Wings debut on 10/5 at Nashville...Registered his first point with Detroit with an assist on 10/12 vs. Toronto...Scored his first goal with the Red Wings on 10/29 vs. Edmonton, which stood as the game-winning goal...Played his 300th NHL game on 2/7 at Columbus.

2018-19: Appeared in a career-high 74 games with Colorado, recording 10 points (1-9-10), a plus-five rating and 53 penalty minutes...Ranked second on the Avalanche in hits (137) and third in blocked shots (131)...Scored his lone goal of the season on 11/21 at Los Angeles...Made his 200th NHL appearance on 12/6 at Florida and skated in his 250th game on 4/6 at San Jose...Skated in seven postseason games with the Avalanche.

2017-18: Joined Colorado just prior to the regular season after the Avalanche claimed him off waivers from Dallas on 10/3...Posted career-best offensive totals with Colorado, logging 15 points (3-12-15) in 68 games...Also added 41 penalty minutes and a plus-27 rating, which ranked fourth in the NHL...His plus-27 rating marked the highest mark in Colorado history since 2003-04 (Alex Tanguay was plus-30)...Led Colorado with 185 blocked shots...Had an assist in his Colorado debut, 10/5 at NY Rangers, and had three assists in his first four games...Scored his first NHL goal during a two-point game (1-1-2) on 11/2 vs. Carolina (Cam Ward)...Set a career high with 11 blocked shots on 12/23 at Arizona...Also established a career high with a plus-four rating on 3/2 vs. Minnesota...Appeared in six playoff games with Colorado, leading the team in average ice time (23:42) and hits (20)...Picked up his first career NHL postseason point (assist) on 4/16 vs. Nashville.

2016-17: Skated in a then-career high 40 games with Dallas, contributing three points (0-3-3) and 14 penalty minutes...Chipped in two assists in a three-

22 PATRIK NEMETH

CONTINUED



game span from 1/21-2/1...Skated a season-high 20:33 TOI on 3/14 at Edmonton...Appeared in his 100th NHL game on 3/16 at Vancouver...Set a career best with eight shots on goal on 4/8 vs. Colorado...Registered three points (1-2-3) in a four-game conditioning stint with the AHL's Texas Stars.

2015-16: Appeared in 38 games with Dallas, earning eight assists and 14 penalty minutes...Picked up his first career multi-point game on 2/4 at Colorado (0-2-2), duplicating the performance again on 2/13 vs. Washington...Logged one assist in eight games with the AHL's Texas Stars.

2014-15: Limited to just 22 NHL games with Dallas due to an arm laceration which sidelined him for 52 games...Notched three assists and six penalty minutes with the Stars...Picked up his first NHL point with an assist on 3/13 at Washington...Earned assists in back-to-back games, 3/23-3/25...Chipped in two assists in eight regular-season games and one point in three playoff games for the AHL's Texas Stars.

2013-14: Split his second season in North America between the AHL's Texas Stars and the Dallas Stars...Made

his NHL debut on 4/1 at Washington and went on to skate in Dallas' final regular-season games...Also saw postseason action with Dallas, recording five games played...Also appeared in 37 games with Texas, registering 10 points (3-7-10), a plus-19 rating and 32 penalty minutes...Won a Calder Cup championship with Texas and chipped in five points (1-4-5) in 18 AHL playoff games...Ranked second among Texas defensemen in playoff scoring...Scored the Calder Cup-clinching goal in Game 5 of the Calder Cup Final on 6/17 at St. John's.

2012-13: Made 47 appearances with the AHL's Texas Stars in his first season in North America...Contributed 12 points (1-11-12), a plus-11 rating and 40 penalty minutes for Texas.

2011-12: Saw action in 46 games with AIK in the Swedish Hockey League, chipping in three assists, a plus-three rating and 55 penalty minutes...Also appeared in 11 playoff games and picked up one assist in eight penalty minutes...Captured a gold medal with Sweden at the IIHF World Junior Championship...Led all defensemen in tournament scoring with five points (0-5-5) in six games.

22 PATRIK NEMETH

CONTINUED

2010-11: Spent his first full professional season with AIK, as the club was promoted to the Swedish Hockey League from second-tier Sweden...Posted seven points (1-6-7) and 18 penalty minutes in 38 games for AIK, also skating in seven postseason games...Represented Sweden at the IIHF World Junior Championship and picked up one assist in six games.

2009-10: Saw playing time in three different leagues in AIK's system, posting 20 points (1-19-20) and 120 penalty minutes in 38 games at the under-20 level, recording three assists and eight penalty minutes in 16 games for the men's team in second-tier Sweden and adding one assist in three games on the under-18 circuit...Also earned a silver medal for Sweden at the IIHF World Under-18 Championship with two points (0-2-2) in six games.



CAREER HIGHLIGHTS

FIRSTS

FIRST GP: 04/01/2014 DAL 5 AT WSH 0
 FIRST ASST: 03/13/2015 DAL 4 AT WSH 2
 FIRST GOAL: 11/02/2017 COL 5 VS CAR 3

MOSTS:

GOALS: 1 (5X) 10/29/2019 DET 3 VS EDM 1
 ASSISTS: 2 (4X) 02/22/2019 COL 5 AT CHI 3
 POINTS: 2 (5X) 02/22/2019 COL 5 AT CHI 3 (0G-2A)

MOST RECENTLY

SOG: 8 (1X) 04/08/2017 COL 3 AT DAL 4
 PIM: 10 (1X) 01/04/2019 COL 6 VS NYR 1
 HAT TRICKS: NONE
 MULTI-PT GAMES: 5 02/22/2019 COL 5 AT CHI 3 (0G-2A)

LONGEST PERSONAL STREAKS:

GOALS: 1 (5X) 11/21/2018 COL 7 AT LA 3 (1G)
 ASSISTS: 2 (1X) 11/02/2017 11/04/2017 (2A)
 PTS: 2 (7X) 10/29/2019 11/01/2019 (1G-1A)

CAREER STATS

REGULAR SEASON

PLAYOFFS (BOLD)

| SEASON | CLUB | LEAGUE | GP | G | A | P | PM | GP | G | A | P | PM |
|-----------------------|----------|--------|------------|----------|-----------|-----------|------------|-----------|----------|----------|----------|-----------|
| 2013-14 | DALLAS | NHL | 8 | 0 | 0 | 0 | 6 | 5 | 0 | 0 | 0 | 12 |
| 2014-15 | DALLAS | NHL | 22 | 0 | 3 | 3 | 6 | -- | -- | -- | -- | -- |
| 2015-16 | DALLAS | NHL | 38 | 0 | 8 | 8 | 14 | -- | -- | -- | -- | -- |
| 2016-17 | DALLAS | NHL | 40 | 0 | 3 | 3 | 14 | -- | -- | -- | -- | -- |
| 2017-18 | COLORADO | NHL | 68 | 3 | 12 | 15 | 41 | 6 | 0 | 1 | 1 | 4 |
| 2018-19 | COLORADO | NHL | 74 | 1 | 9 | 10 | 53 | 7 | 0 | 0 | 0 | 4 |
| 2019-20 | DETROIT | NHL | 64 | 1 | 8 | 9 | 28 | -- | -- | -- | -- | -- |
| DETROIT TOTALS | | | 64 | 1 | 8 | 9 | 28 | 0 | 0 | 0 | 0 | 0 |
| NHL TOTALS | | | 314 | 5 | 43 | 48 | 162 | 18 | 0 | 1 | 1 | 20 |



81 FRANS NIELSEN

6-1 • 186 lbs. • Center • Shoots Left
Born: Herning, Denmark – April 24, 1984
Last Amateur Club: Malmö Redhawks (Swe-Jr.)

BECAME A RED WING: Signed as a free agent on July 1, 2016

CAREER STATS VS. NHL

| TEAM | GP | G | A | PTS | PIM |
|--------------|------------|------------|------------|------------|------------|
| ANA | 19 | 5 | 5 | 10 | 2 |
| ARI | 17 | 4 | 8 | 12 | 8 |
| BOS | 40 | 10 | 11 | 21 | 6 |
| BUF | 38 | 7 | 13 | 20 | 10 |
| CGY | 17 | 3 | 6 | 9 | 4 |
| CAR | 43 | 9 | 12 | 21 | 4 |
| CHI | 18 | 1 | 4 | 5 | 0 |
| COL | 18 | 0 | 6 | 6 | 4 |
| CBJ | 25 | 3 | 14 | 17 | 4 |
| DAL | 19 | 4 | 6 | 10 | 2 |
| DET | 13 | 2 | 3 | 5 | 2 |
| EDM | 15 | 2 | 5 | 7 | 4 |
| FLA | 42 | 3 | 21 | 24 | 2 |
| L.A. | 19 | 3 | 3 | 6 | 6 |
| MIN | 19 | 4 | 4 | 8 | 0 |
| MTL | 45 | 10 | 16 | 26 | 4 |
| NSH | 16 | 1 | 5 | 6 | 4 |
| NJ | 54 | 10 | 17 | 27 | 18 |
| NYI | 12 | 0 | 4 | 4 | 6 |
| NYR | 54 | 11 | 17 | 28 | 10 |
| OTT | 40 | 6 | 10 | 16 | 4 |
| PHI | 50 | 10 | 8 | 18 | 16 |
| PIT | 50 | 12 | 20 | 32 | 6 |
| SJ | 16 | 2 | 7 | 9 | 2 |
| STL | 18 | 4 | 7 | 11 | 8 |
| TB | 44 | 11 | 18 | 29 | 12 |
| TOR | 41 | 10 | 8 | 18 | 2 |
| VAN | 16 | 5 | 8 | 13 | 4 |
| VGK | 4 | 1 | 1 | 2 | 4 |
| WSH | 40 | 8 | 18 | 26 | 6 |
| WPG | 34 | 5 | 16 | 21 | 2 |
| TOTAL | 896 | 166 | 301 | 467 | 166 |

CAREER

Entering his 13th full NHL season and his 19th season as a pro...Signed a six-year contract with Detroit on July 1, 2016...First Danish citizen to make the NHL and is the league's all-time scoring leader among Danish-born players...Ranks second in NHL history in shootout goals (49) and is the all-time leader in shootout-deciding goals (23)...Has extensive international experience at the IIHF World Championship in 2003, 2004, 2005, 2006, 2007, 2010, 2012 and 2018...2001 Danish League Rookie of the Year and Danish League champion with Herning Blue Fox.

BY SEASON

2019-20: Ranked among Red Wings leaders with 60 games played (T7th), 86 shots (9th) and 34 blocked shots (T9th)...Totaled nine points (4-5-9) and eight penalty minutes...Skated in his 850th NHL game on 11/8 vs. Boston...Reached 250 games with the Red Wings on 11/21 at Columbus...Scored his first goal of the season on 12/28 at Florida...Notched a three-game point streak (1-2-3) from 12/17-12/18...Picked up a multi-goal game (2-0-2) on 1/7 vs. Montreal...Notched his 300th NHL assist on 1/17 vs. Pittsburgh...Missed 11 games due to injury over five occasions.

2018-19: Named an alternate captain (road games) for Detroit prior to the season...Logged 35 points (10-25-35) and 14 penalty minutes in 72 games during his third season with the Red Wings...Ranked among team leaders with 72 games played (6th), 10 goals (T7th), 25 assists (4th), 35 points (7th), four game-winning goals (T1st) and 120 shots (6th)...Missed four games due to injury, 10/30-11/6...Returned from injury to record a three-game assist streak (0-4-4) from 11/9-11/13...Picked up his second career hat trick on 12/4 vs. Tampa Bay...Skated in his 800th NHL game on 12/29 at Dallas...Played his 200th game with Detroit on 1/11 at Winnipeg and later posted his 100th point with the Red Wings on 1/18 at Calgary...Hit 450 career NHL points on 1/20 at Vancouver.

2017-18: Appeared in 79 games for the Red Wings and notched 33 points (16-17-33)...Placed among Detroit leaders with 79 games played (T7th), 16 goals (T3rd), 17 assists (T9th), 33 points (T7th), four power-play goals (T4th), two shorthanded goals (T1st), three shorthanded points (T2nd), three game-winning goals (T3rd) and 134 shots (8th)...Potted two shorthanded goals (10/26 at Tampa Bay and 12/23 vs. Boston) to rank fifth among active NHL players in that category by season's end (19)...Registered a two-goal game on 10/26 at Tampa Bay...Skated in his 700th NHL game on 11/5 at Edmonton...Collected his 400th career point on 12/28 vs. Los Angeles...Ran a five-game point streak from 2/3-2/13, totaling seven points (2-5-7)...Scored his 150th NHL goal on

81 FRANS NIELSEN

CONTINUED



3/6 at Boston...Represented Denmark at the IIHF World Championship, which was held in Denmark in Copenhagen and his hometown of Herning...Led his country with six points (3-3-6) in seven games at the tournament.

2016-17: Played in 79 games in his first season with the Red Wings...Ranked among team leaders with 79 games played (6th), 17 goals (T3rd), 24 assists (3rd), 41 points (4th), 15 power-play points (1st), 162 shots (5th) and a 53.8 faceoff percentage (2nd among centers)...Finished T14th in the NHL in shorthanded goals with two...Represented Detroit at the 2017 NHL All-Star Game in Los Angeles...Had two game-deciding shootout goals, moving into T1st in the category all-time with 19...Tallied his 250th career assist on 3/26 vs. Minnesota...Had a goal and an assist in his Red Wings debut on 10/13 vs. Tampa Bay...Picked up three separate three-game assist streaks: 11/23-11/29, 1/5-1/10 and 3/21-3/26...Matched a career-best with three points (2-1-3) on 11/25 at New Jersey...Set a new career high in faceoff percentage (53.8%) and hits (64)...Closed out the regular season with seven points (3-4-7) in six games.

2015-16: Appeared in 81 games for the NY Islanders and finished third on the team with 52 points (20-32-52)...Also ranked among team leaders with 20 goals (4th), 32 assists (4th), seven power-play goals (T2nd), two shorthanded goals (T1st) and 181 shots (4th)...Enjoyed a milestone night on 10/17 vs. San Jose, recording his 100th NHL goal, 200th NHL assist and 300th NHL point...Picked up six points (4-2-6) during a four-game point streak from 10/24-10/31...Recorded three-straight two-point games from 3/3-3/8...

Appeared in his 600th NHL game on 3/29 vs. Carolina...Recorded six assists (3-3-6) in 11 games during the Stanley Cup Playoffs.

2014-15: Recorded 43 points (14-29-43) in 78 games for the Islanders...Ranked among team leaders with 43 points (4th), 29 assists (4th), four game-winning goals (3rd) and 18 power-play points (3rd)...Recorded his first NHL hat trick on 10/25 vs. Dallas...Held a season-long five-game point streak from 1/13-1/27...Suited up in his 500th NHL game on 2/8 at Buffalo...Racked up three-straight multi-point games from 2/14-2/17...Had seven multi-point games overall...Logged seven playoff games and recorded his first NHL playoff goal on 4/27 at Washington.

2013-14: Enjoyed a breakout season and posted career highs in all offensive categories with 58 points (25-33-58) in 80 games for NY Islanders...Placed among team leaders with 25 goals (2nd), 33 assists (3rd), 58 points (3rd), 20 power-play points (2nd) and eight shootout goals (1st)...Picked up his 200th NHL point on 10/8 vs. Phoenix...Logged consecutive three-point games on 10/22 vs. Vancouver and 10/25 at Pittsburgh...Racked up eight points (4-4-8) during a four-game point streak from 10/19-10/26...Skated in his 400th NHL game on 12/12 at Phoenix...Reached 20 goals for the first time in his career on 3/10 at Vancouver...Ranked second in the NHL with eight shootout goals and was 8-for-15 on the season, with four deciding goals...Picked up 10 multi-point games...Whistled for only eight penalty minutes on the season.

81 FRANS NIELSEN

CONTINUED



2012-13: Appeared in all 48 games for the Islanders and tallied 29 points (6-23-29)...Ranked fourth on the club in points...Had an early-season five-game assist streak from 1/28-1/31...Logged a four-game point streak from 4/1-4/6...Reached 20 assists for the fifth consecutive season, 4/11 at Boston...Spent the lockout in Finland's SM-liiga and recorded 24 points (4-20-24) in 27 games for Lukko Rauma...Made his NHL postseason debut on 5/1 at Pittsburgh and totaled two assists in six games during New York's first-round series.

2011-12: Skated in all 82 games and notched 47 points (17-30-47)...Ranked sixth on the Islanders in points...Tied for fourth in the NHL with seven shootout goals, converting 63.6 percent of his 11 attempts...Reached 100 NHL assists in his 300th NHL game on 2/28...Logged a season-high five game point streak from 3/25-3/31...Recorded eight multi-point games...Represented Denmark at the IIHF World Championship and chipped in three assists.

2010-11: Made 71 appearances for the NY Islanders and chipped in 44 points (13-31-44)...Scored a career-high seven shorthanded goals, leading the NHL in that category...Converted two shorthanded penalty shots on the season, first on 10/30 at Philadelphia and again on 12/9 at Boston...Racked up five assists during a four-game assist streak from 11/21-12/2...Reached 100 NHL points on 2/10 at Montreal...Logged three assists on 2/13 at Buffalo and 3/2 vs. Minnesota...Tied the Islanders single-season record for shorthanded goals with his seventh on 3/30 at New Jersey...

Recorded 10 multi-point games.

2009-10: Placed among NY Islanders leaders with 38 points (5th) and 26 assists (4th)...Registered his first career two-goal game on 10/30 at Washington...Played in his 100th NHL game on 11/6 at New Jersey...Tallied an overtime winner on 12/12 vs. Boston...Recorded his first career three-assist game on 1/2 at Atlanta...Picked up five points (2-3-5) in seven games at the IIHF World Championship for Denmark.

2008-09: Logged 59 games in his first full NHL season and placed third on the Islanders with 33 points (9-24-33)...Recorded his first career power-play goal on 3/12 at Montreal and first career shorthanded goal on 3/27 at Detroit...Picked up three multi-point games.

2007-08: Spent a majority of his second season in North America with the AHL's Bridgeport Sound Tigers, recording 38 points (10-28-38) in 48 games...Also picked up three points (2-1-3) in 16 games with the Islanders during his second NHL stint.

2006-07: Debuted in North America with 44 points (20-24-44) in 54 games with the AHL's Bridgeport Sound Tigers...Made his NHL debut on 1/6 at Carolina, becoming the first Danish-born or raised citizen to play in the NHL...Recorded his first NHL point (assist) and goal (which turned out to be the game-winning goal) on 2/24 vs. Montreal...Recorded three assists in six games at the IIHF World Championship.

81 FRANS NIELSEN

CONTINUED

2005-06: Skated for Timra in the Swedish Hockey League and picked up 18 points (5-13-18).

2004-05: Appeared in 49 games for Malmo during his third full professional season, contributing 15 points (8-7-15)...Scored three goals for Denmark at the IIHF World Championship.

2003-04: Collected 16 points (9-7-16) in 50 games for Malmo in the Swedish Hockey League...Notched three assists in six games at the IIHF World Championship for Denmark.

2002-03: Logged nine points (3-6-9) in 47 games for the Malmo Redhawks in his first full professional season.

2001-02: Made his professional debut at age 17 by skating in 20 games with Malmo in the Swedish Hockey League, recording one assist...Also racked up 42 points (15-27-42) in 29 games for Malmo at the Swedish junior level.

2000-01: Scored at a near-point-per-game pace in Denmark's top professional league, recording 37 points (18-19-37) in 38 games for Herning Blue Fox at age 16.



2000-01: Scored at a near-point-per-game pace in Denmark's top professional league, recording 37 points (18-19-37) in 38 games for Herning Blue Fox at age 16.

CAREER HIGHLIGHTS

FIRSTS

FIRST GP: 01/06/2007 NYI 2 AT CAR 4
FIRST ASST: 02/24/2007 NYI 3 VS MTL 2
FIRST GOAL: 02/24/2007 NYI 3 VS MTL 2

MOSTS:

GOALS: 3 (2X) 12/04/2018 DET 5 VS TB 6
ASSISTS: 3 (4X) 10/08/2013 NYI 6 VS PHX 1
POINTS: 3 (13X) 12/04/2018 DET 5 VS TB 6 (3G-0A)

MOST RECENTLY

SOG: 8 (2X) 04/08/2014 NYI 1 VS OTT 4
PIM: 10 (2X) 03/12/2011 NYI 2 AT NJ 3
HAT TRICKS: 2 12/04/2018 DET 5 VS TB 6 (3G)
MULTI-PT GAMES: 91 01/07/2020 DET 4 VS MTL 3 (2G-0A)

LONGEST PERSONAL STREAKS:

GOALS: 4 (1X) 10/19/2013 10/26/2013 (4G)
ASSISTS: 6 (1X) 01/14/2014 01/23/2014 (6A)
PTS: 6 (1X) 01/14/2014 01/23/2014 (1G-6A)

CAREER STATS

REGULAR SEASON

PLAYOFFS (BOLD)

| SEASON | CLUB | LEAGUE | GP | G | A | P | PM | GP | G | A | P | PM |
|-----------------------|--------------|--------|------------|------------|------------|------------|------------|-----------|----------|----------|-----------|----------|
| 2006-07 | NY ISLANDERS | NHL | 15 | 1 | 1 | 2 | 0 | -- | -- | -- | -- | -- |
| 2007-08 | NY ISLANDERS | NHL | 16 | 2 | 1 | 3 | 0 | -- | -- | -- | -- | -- |
| 2008-09 | NY ISLANDERS | NHL | 59 | 9 | 24 | 33 | 18 | -- | -- | -- | -- | -- |
| 2009-10 | NY ISLANDERS | NHL | 76 | 12 | 26 | 38 | 6 | -- | -- | -- | -- | -- |
| 2010-11 | NY ISLANDERS | NHL | 71 | 13 | 31 | 44 | 38 | -- | -- | -- | -- | -- |
| 2011-12 | NY ISLANDERS | NHL | 82 | 17 | 30 | 47 | 6 | -- | -- | -- | -- | -- |
| 2012-13 | NY ISLANDERS | NHL | 48 | 6 | 23 | 29 | 12 | 6 | 0 | 2 | 2 | 0 |
| 2013-14 | NY ISLANDERS | NHL | 80 | 25 | 33 | 58 | 8 | -- | -- | -- | -- | -- |
| 2014-15 | NY ISLANDERS | NHL | 78 | 14 | 29 | 43 | 12 | 7 | 1 | 1 | 2 | 0 |
| 2015-16 | NY ISLANDERS | NHL | 81 | 20 | 32 | 52 | 12 | 11 | 3 | 3 | 6 | 2 |
| 2016-17 | DETROIT | NHL | 79 | 17 | 24 | 41 | 18 | -- | -- | -- | -- | -- |
| 2017-18 | DETROIT | NHL | 79 | 16 | 17 | 33 | 14 | -- | -- | -- | -- | -- |
| 2018-19 | DETROIT | NHL | 72 | 10 | 25 | 35 | 14 | -- | -- | -- | -- | -- |
| 2019-20 | DETROIT | NHL | 60 | 4 | 5 | 9 | 8 | -- | -- | -- | -- | -- |
| DETROIT TOTALS | | | 290 | 47 | 71 | 118 | 54 | 0 | 0 | 0 | 0 | 0 |
| NHL TOTALS | | | 896 | 166 | 301 | 467 | 166 | 24 | 4 | 6 | 10 | 2 |



54 BOBBY RYAN

6-2 • 208 lbs. • Right Wing • Shoots Right
Born: Cherry Hill, New Jersey – **March 17, 1987**
Last Amateur Club: Owen Sound Attack (OHL)

BECAME A RED WING: Signed by Detroit as a free agent on October 9, 2020

CAREER STATS VS. NHL

| TEAM | GP | G | A | PTS | PIM |
|--------------|------------|------------|------------|------------|------------|
| ANA | 13 | 3 | 5 | 8 | 10 |
| ARI | 42 | 15 | 17 | 32 | 18 |
| BOS | 27 | 7 | 5 | 12 | 4 |
| BUF | 29 | 9 | 6 | 15 | 24 |
| CGY | 30 | 11 | 4 | 15 | 25 |
| CAR | 22 | 3 | 8 | 11 | 19 |
| CHI | 30 | 11 | 10 | 21 | 8 |
| COL | 27 | 9 | 11 | 20 | 4 |
| CBJ | 37 | 13 | 16 | 29 | 14 |
| DAL | 42 | 11 | 21 | 32 | 16 |
| DET | 44 | 14 | 8 | 22 | 21 |
| EDM | 30 | 11 | 13 | 24 | 13 |
| FLA | 22 | 3 | 7 | 10 | 6 |
| L.A. | 42 | 14 | 13 | 27 | 27 |
| MIN | 32 | 11 | 15 | 26 | 22 |
| MTL | 26 | 4 | 6 | 10 | 20 |
| NSH | 28 | 4 | 8 | 12 | 26 |
| NJ | 19 | 4 | 8 | 12 | 8 |
| NYI | 23 | 9 | 8 | 17 | 6 |
| NYR | 23 | 7 | 5 | 12 | 10 |
| OTT | 3 | 0 | 2 | 2 | 0 |
| PHI | 21 | 1 | 8 | 9 | 8 |
| PIT | 20 | 4 | 7 | 11 | 12 |
| SJ | 44 | 17 | 21 | 38 | 24 |
| STL | 31 | 19 | 15 | 34 | 37 |
| TB | 28 | 6 | 11 | 17 | 10 |
| TOR | 26 | 6 | 11 | 17 | 18 |
| VAN | 32 | 16 | 19 | 35 | 19 |
| VGK | 4 | 2 | 2 | 4 | 0 |
| WSH | 22 | 7 | 6 | 13 | 8 |
| WPG | 14 | 3 | 5 | 8 | 6 |
| TOTAL | 833 | 254 | 301 | 555 | 443 |

CAREER

Starting his first season with the Red Wings and 14th NHL season...Signed a one-year contract with the Red Wings on October 9, 2020...2020 Bill Masterton Memorial Trophy...2015 NHL All-Star...2009 NHL All-Rookie Team...2008 AHL All-Star and All-Rookie Team with Portland Pirates...2005 OHL First All-Star Team with Owen Sound Attack...Originally drafted in the first round (second overall) by the Anaheim Ducks in the 2005 NHL Entry Draft...Previously logged 833 NHL games between Ottawa (455) and Anaheim (378) prior to signing with Detroit...Owns five career hat tricks and 120 multi-point games...2010 silver medalist with the United States at the Winter Olympics...Previously represented Team USA at the 2012 IIHF World Championship and 2006 IIHF World Junior Championship.

BY SEASON

2019-20: Chipped in eight points (5-3-8) and 22 penalty minutes in 24 games with Ottawa in his 13th NHL campaign...Won the Bill Masterton Memorial Trophy for perseverance, sportsmanship and dedication to hockey after taking a four-month leave of absence from the Senators midseason to enter the NHL/NHLPA player assistance program...Scored his 250th career goal during the team's season-opening game on 10/2 at Toronto...Picked up three points (1-2-3) in his first four games of the season from 10/2-10/12...Recorded his 300th NHL assist on 10/12 vs. Tampa Bay...Returned to Ottawa in February and recorded a hat trick in his second game back, and first at home, on 2/27 vs. Vancouver.

2018-19: Finished seventh on the Senators with 42 points (15-27-42) in 78 games...Led Ottawa with seven power-play goals and tied for second on the team with 16 power-play points...Also finished second on the team with 160 shots on goal, recording at least one shot on goal in all but 10 of his games...Tied a career best with three assists on 11/23 at Dallas, the second of two three-point games he recorded this season (also 1-2-3 on 11/10 at Tampa Bay...Ran a season-best seven-game point streak from 12/31-1/12, totaling eight points (3-5-8)...Appeared in his 800th NHL game on 3/16 vs. Toronto.

2017-18: Skated in 62 games for Ottawa and ranked seventh on the team with 33 points (11-22-33), adding a career-low 14 penalty minutes...Began the season with four assists in his first four games from 10/5-10/13...Scored in the team's outdoor game on 12/16 vs. Montreal during the 2017 Scotiabank NHL100 Classic at Lansdowne Park in Ottawa...Registered an assist in his 700th NHL game on 1/6 vs. Tampa Bay...Reached 500 NHL points with an assist on 3/22 vs. Edmonton...Posted a three-game goal streak from 3/24-3/27 during a season-best four-game point streak from 3/22-3/27...Notched six multi-point games, including

54 BOBBY RYAN

CONTINUED



three-point outings (both 1-2-3) on 3/2 at Vegas and 3/27 vs. NY Islanders.

2016-17: Appeared in 62 games for Ottawa and notched 25 points (13-12-25) and 24 penalty minutes...Opened the season with a two-point performance (1-1-2) on 10/12 vs. Toronto, the first of his four multi-point games...Scored in four-straight game from 12/14-12/20...Ranked 10th on the team in points during the regular season but finished second on the team in postseason scoring with 15 points (6-9-15) in 19 games with the Senators...Racked up seven points (4-3-7) in the team's six-game, first-round series win over Boston...Scored his first career playoff overtime winner in Game 3 on 4/17 at Boston and also scored the game-winner in Game 4 on 4/19 at Boston...Became the first player in Senators history to record multiple playoff overtime goals with the game-winning tally in Game 1 of the Eastern Conference Final on 5/13 at Pittsburgh...Totaled four multi-point efforts in the postseason to help Ottawa to Game 7 of the conference finals.

2015-16: Played in all but one of Ottawa's 82 games and recorded 56 points (22-34-56) and 28 penalty minutes...Ranked among team leaders in goals (4th), assists (3rd), points (4th), power-play goals (6, 2nd) and power-play points (16, 2nd)...Notched his sixth career 20-goal campaign...Led the NHL in shootout goals (six)...Notched his 400th NHL point on 10/31 vs. Detroit...Ran a career-high nine-game point streak from 11/5-11/24, totaling 11 points (4-7-11)...Held pointless just three times over a 21-game stretch from 11/5-12/18...Tallied his 200th NHL goal on 1/4 at St. Louis...Played in his 600th NHL game on 3/23 at NY Islanders.

2014-15: Signed a seven-year contract extension just prior to the season on 10/2...Produced 54 points (18-36-54) and 24 penalty minutes in 78 games with the Senators and made his first career NHL All-Star Game appearance...His 36 assists were his second-highest career total...Placed among Ottawa's leaders in goals (6th), assists (4th) and points (4th)...Matched a career best with three assists on 12/7 vs. Vancouver and 3/23 vs. San Jose...Recorded his fourth career hat trick, and first with the Senators, on 12/29 vs. Buffalo...Banked game-winning goals in back-to-back games, 12/31-1/3...Notched three-straight multi-point games from 1/21-1/31...Contributed two points (1-1-2) in the 60th NHL All-Star Game on 1/25 in Columbus, playing on Team Foligno...Skated in his 500th NHL game on 2/18 vs. Montreal...Posted his 200th NHL assist on 3/23 vs. San Jose...Scored twice in six postseason games with Ottawa.

2013-14: Moved from Anaheim to Ottawa after being traded for right wings Stefan Noesen and Jakob Silfverberg and a first-round pick in the 2014 NHL Entry Draft (Nick Ritchie) on 7/5...Recorded 48 points (23-25-48) and 45 penalty minutes in 70 games in his debut season with the Senators...Ranked among team leaders in goals (T3rd), assists (5th) and points (5th), while tying for third in power-play goals (6)...Made his Ottawa debut on 10/4 at Buffalo and picked up his first point with an assist the following night on 10/5 at Toronto...Scored his first goal with the team during a two-point effort (1-1-2) on 10/9 at Los Angeles...Racked up 11 points (3-8-11) during a six-game point streak from 10/29-11/9...Earned his 300th NHL point on 11/1 vs. NY Islanders...Appeared in his 400th NHL game on 11/20 vs. Minnesota...Missed the final 12 games of the season after having sports hernia surgery on 3/27.

54 BOBBY RYAN

CONTINUED

2012-13: Appeared in 46 of Anaheim's 48 games and ranked among team leaders with 11 goals (5th), 19 assists (4th), 30 points (3rd), six power-play points (T6th) and 101 shots on goal (2nd) in his sixth NHL season...Racked up seven points (2-5-7) during a four-game point streak from 1/26-2/2...Tallied his fourth career four-point game (2-2-4) on 2/9 at St. Louis...Produced a season-best seven-game point streak from 2/27-3/10...Played all seven postseason games in Anaheim's first-round series loss to Detroit, picking up four points (2-2-4)...Also skated in 11 games with Mora IK in Sweden's second division during the NHL lockout, amassing 13 points (10-3-13).

2011-12: Was one of six Ducks to skate in all 82 games, notching 57 points (31-26-57)...Tied for third in team scoring, ranking second in goals and fourth in assists...Became one of just two active players (along with Alex Ovechkin) to score 30 goals in each of his first four NHL seasons...Also became the third player in Anaheim history to record four-straight 30-goal campaigns, along with Teemu Selanne (1996-00) and Paul Kariya (1998-02)...Racked up 16 multi-point games...Posted the first of three three-point games on 10/16 vs. St. Louis (also had 1-2-3 on 3/19 at San Jose and 0-3-3 on 4/3 at Vancouver)...Skated in his 300th NHL game on 2/1 vs. Dallas...Led the United States in goals (5) at the 2012 IIHF World Championship, totaling seven points (5-2-7) in eight games.

2010-11: Enjoyed a breakout third full NHL season, racking up a career-best 71 points (34-37-71) and 61 penalty minutes in 82 games with Anaheim...Placed among team leaders in goals (2nd), assists (5th) and points (4th), also ranking third in plus-minus (+15) and second in shots (270)...Tied for eighth in the NHL in goals...Notched his second career hat trick on 11/27 at Phoenix and his third on 1/12 vs. St. Louis...Made his 200th NHL appearance on 12/10 vs. Calgary...Reached 100 career goals on 2/25 vs. Minnesota...Scored his first career overtime goal on his first career penalty shot attempt on 3/2 vs. Detroit (Jimmy Howard)...Tied a season high with four points (1-3-4) on 3/9 vs. NY Rangers...Collected his 200th NHL point on 4/6 vs. San Jose...Produced four points (3-1-4) in four postseason games, missing two of the team's playoff games due to a suspension.

2009-10: Played all but one game with Anaheim, totaling 64 points (35-29-64)...Led Anaheim in goals and tied for 10th in the NHL with his career-best 35 tallies...Also ranked third overall in points on Anaheim and finished second



with 11 power-play goals...Notched an assist in his 100th NHL game on 11/3 vs. Pittsburgh...Ran a six-game point streak from 11/3-11/14 and a season-best seven-game stretch from 12/8-12/22...Scored the game-winning goal on 12/29 vs. Minnesota, marking his 100th NHL point...Notched three-straight multi-point games from 4/6-4/9...Won silver with the United States at the 2010 Olympics in Vancouver, notching two points (1-1-2) in six games.

2008-09: Began his second professional season with the AHL's Iowa Chops, racking up 19 points (9-10-19) in 14 games before he was recalled to the NHL for good on 11/15...Led NHL rookies in goals and points with 57 points (31-26-57) in 64 games with the Ducks...Made the NHL All-Rookie Team and finished as a Calder Trophy Finalist...Ranked second on Anaheim in goals and fourth in points...Also ranked among team leaders with a plus-13 rating (2nd), 12 power-play goals (2nd) and 23 power-play points (6th)...Registered his first career hat trick, and the first-ever by a Ducks rookie, on 11/8 at Los Angeles...Named the NHL's Rookie of the Month for January after notching 16 points (11-5-16) in 14 games, which included a season-best seven-game point streak from 1/16-1/31...Notched four multi-point games in a five-game stretch, totaling 10 points (6-4-10) from 3/27-4/4...Contributed seven points (5-2-7) in 13 postseason games.

2007-08: Split his first NHL season between Anaheim (23 games) and the AHL's Portland Pirates (48 games)...Totaled 10 points (5-5-10) and six penalty minutes while with the Ducks...Scored a goal in his NHL debut on 9/29 at Los Angeles (Jonathan Bernier)...Picked up his first NHL assist on 12/27 at Edmonton...Racked up 49 points (21-29-49) in 48 AHL games with Portland, making the AHL All-Star

54 BOBBY RYAN

CONTINUED

Game and earning a spot on the AHL All-Rookie Team... Made his NHL postseason debut by skating in two playoff games for Anaheim.

JUNIOR CAREER (2003-07): Is the all-time leading scorer for the OHL's Owen Sound Attack, racking up 325 points (133-192-325) in 249 games with the team...Led the team in scoring in each of his last two seasons (2005-07), capping off his junior career with 102 points (43-59-102) in 63 games in 2006-07...Joined AHL Portland in both 2005-06 and 2006-07 following the end of his junior season, appearing in 19 games during the 2006 AHL Playoffs, contributing eight points (1-7-8), and racking up nine points (3-6-9) in eight regular-season games at the end of the 2006-07 regular season...Represented the United States at the 2006 IIHF World Junior Championship, finishing third on the team with seven points (3-4-7) in seven games... Previously played youth hockey in Metro Detroit, skating the 2002-03 season for the HoneyBaked AAA Hockey Club.



CAREER HIGHLIGHTS

FIRSTS

FIRST GP:.....09/29/2007 ANA 1 AT LAK 4
FIRST ASST:.....12/27/2007 ANA 1 AT EDM 2
FIRST GOAL:.....09/29/2007 ANA 1 AT LAK 4

MOSTS:

GOALS: 3 (5X).....02/27/2020 OTT 5 VS VAN 2
ASSISTS: 3 (7X).....11/23/2018 OTT 4 AT DAL 6
POINTS: 4 (3X).....02/09/2013 ANA 6 AT STL 5 (2G-2A)

MOST RECENTLY

SOG: 10 (1X).....01/23/2010 ANA 4 AT STL 3
PIM: 17 (2X).....10/11/2010 ANA 1 AT STL 5
HAT TRICKS: 502/27/2020 OTT 5 VS VAN 3 (3G)
MULTI-PT GAMES: 120.02/27/2020 OTT 5 VS VAN 3 (3G)

LONGEST PERSONAL STREAKS:

GOALS: 5 (1X).....01/17/2009 01/28/2009 (5G)
ASSISTS: 6 (1X).....10/29/2013 11/09/2013 (7A)
PTS: 9 (1X).....11/05/2015 11/24/2015 (4G-7A)

CAREER STATS

REGULAR SEASON

PLAYOFFS (BOLD)

| SEASON | CLUB | LEAGUE | GP | G | A | P | PM | GP | G | A | P | PM |
|-----------------------|---------|--------|-----|-----|-----|-----|-----|----|----|----|----|----|
| 2007-08 | ANAHEIM | NHL | 23 | 5 | 5 | 10 | 6 | 2 | 0 | 0 | 0 | 2 |
| 2008-09 | ANAHEIM | NHL | 63 | 31 | 26 | 57 | 33 | 13 | 5 | 2 | 7 | 0 |
| 2009-10 | ANAHEIM | NHL | 81 | 35 | 29 | 64 | 81 | -- | -- | -- | -- | -- |
| 2010-11 | ANAHEIM | NHL | 82 | 34 | 37 | 71 | 61 | 4 | 3 | 1 | 4 | 2 |
| 2011-12 | ANAHEIM | NHL | 82 | 31 | 26 | 57 | 53 | -- | -- | -- | -- | -- |
| 2012-13 | ANAHEIM | NHL | 46 | 11 | 19 | 30 | 17 | 7 | 2 | 2 | 4 | 0 |
| 2013-14 | OTTAWA | NHL | 70 | 23 | 25 | 48 | 45 | -- | -- | -- | -- | -- |
| 2014-15 | OTTAWA | NHL | 78 | 18 | 36 | 54 | 24 | 6 | 2 | 0 | 2 | 0 |
| 2015-16 | OTTAWA | NHL | 81 | 22 | 34 | 56 | 28 | -- | -- | -- | -- | -- |
| 2016-17 | OTTAWA | NHL | 62 | 13 | 12 | 25 | 24 | 19 | 6 | 9 | 15 | 14 |
| 2017-18 | OTTAWA | NHL | 62 | 11 | 22 | 33 | 14 | -- | -- | -- | -- | -- |
| 2018-19 | OTTAWA | NHL | 78 | 15 | 27 | 42 | 35 | -- | -- | -- | -- | -- |
| 2019-20 | OTTAWA | NHL | 24 | 5 | 3 | 8 | 22 | -- | -- | -- | -- | -- |
| DETROIT TOTALS | | | 0 | 0 | 0 | 0 | 0 | 0 | 0 | 0 | 0 | 0 |
| NHL TOTALS | | | 833 | 254 | 301 | 555 | 443 | 51 | 18 | 14 | 32 | 18 |



18 MARC STAAL

6-4 • 209 lbs. • Defense • Shoots Left
Born: Thunder Bay, Ontario – January 13, 1987
Last Amateur Club: Sudbury Wolves (OHL)

BECAME A RED WING: Acquired by Detroit in a trade with NY Rangers on September 26, 2020

CAREER STATS VS. NHL

| TEAM | GP | G | A | PTS | PIM |
|--------------|------------|-----------|------------|------------|------------|
| ANA | 19 | 0 | 4 | 4 | 4 |
| ARI | 19 | 2 | 2 | 4 | 6 |
| BOS | 41 | 1 | 6 | 7 | 18 |
| BUF | 36 | 1 | 6 | 7 | 10 |
| CGY | 15 | 0 | 1 | 1 | 2 |
| CAR | 46 | 2 | 4 | 6 | 20 |
| CHI | 18 | 1 | 4 | 5 | 22 |
| COL | 19 | 1 | 3 | 4 | 6 |
| CBJ | 29 | 2 | 4 | 6 | 16 |
| DAL | 17 | 0 | 3 | 3 | 6 |
| DET | 24 | 0 | 4 | 4 | 12 |
| EDM | 18 | 1 | 4 | 5 | 14 |
| FLA | 34 | 2 | 6 | 8 | 14 |
| L.A. | 18 | 0 | 2 | 2 | 10 |
| MIN | 16 | 1 | 0 | 1 | 8 |
| MTL | 39 | 0 | 7 | 7 | 22 |
| NSH | 16 | 3 | 2 | 5 | 4 |
| NJ | 58 | 3 | 6 | 9 | 22 |
| NYI | 57 | 5 | 15 | 20 | 32 |
| NYR | 0 | 0 | 0 | 0 | 0 |
| OTT | 35 | 1 | 7 | 8 | 26 |
| PHI | 58 | 0 | 5 | 5 | 30 |
| PIT | 54 | 3 | 12 | 15 | 44 |
| SJ | 17 | 2 | 3 | 5 | 6 |
| STL | 18 | 0 | 0 | 0 | 4 |
| TB | 37 | 4 | 7 | 11 | 14 |
| TOR | 37 | 3 | 12 | 15 | 17 |
| VAN | 18 | 1 | 0 | 1 | 6 |
| VGK | 5 | 0 | 1 | 1 | 2 |
| WSH | 42 | 1 | 10 | 11 | 19 |
| WPG | 32 | 3 | 5 | 8 | 16 |
| TOTAL | 892 | 43 | 145 | 188 | 432 |

CAREER

Beginning his 14th NHL season and first with the Red Wings...Joins the Red Wings after skating in 999 combined regular-season and playoff games with the New York Rangers from 2007-20, where he served as an alternate captain for 10 seasons...Acquired by Detroit alongside a second-round pick in the 2021 NHL Entry Draft from New York for future considerations...2011 NHL All-Star...2008 and 2009 NHL YoungStars Game...Originally a first-round pick (12th overall) of the 2005 NHL Entry Draft...2007 CHL and OHL First All-Star Team...2007 winner of the OHL's Max Kaminsky Trophy (best defenseman) and Wayne Gretzky 99 Award (playoff MVP)...2006 CHL First All-Star Team...Back-to-back gold medalist with Canada at the 2006 and 2007 IIHF World Junior Championships...Is one-of-four Staal brothers to have played in the NHL, combining for 3,095 NHL games along with Eric (currently with the Buffalo Sabres), Jordan (currently with the Carolina Hurricanes) and Jared (who retired after seven professional seasons in 2016-17).

BY SEASON

2019-20: Appeared in 52 games in his 13th season with the Rangers, notching 11 points (2-9-11) and 16 penalty minutes...Led New York in shorthanded ice time (2:44) and ranked fourth in blocked shots (76)...Scored in the team's season-opener on 10/3 vs. Winnipeg...Climbed to sixth place on New York's all-time games played list, ranking fourth among the team's defensemen...Also scored a goal during the team's three-game Qualifying Round loss to Carolina...His playoff goal marked the first shorthanded tally by a Rangers defenseman since 1992.

2018-19: Played in all but three games for New York, registering 13 points (3-10-13) and 32 penalty minutes in 79 games...Ranked among team leaders with 119 blocked shots (T3rd) and 19:25 average time on ice (6th)...Tied a career high with two points (1-1-2) on 12/2 vs. Winnipeg...Skated in his 800th NHL game on 1/2 vs. Pittsburgh, becoming the 10th player in Rangers history to reach that mark...

2017-18: Recorded eight points (1-7-8) and 18 penalty minutes in 72 games in his 11th NHL campaign...Ranked among Rangers leaders with a plus-11 rating (T1st), 2:49 average shorthanded ice time (2nd) and 96 blocked shots (3rd)...Tied his career best with two points (1-1-2) on 10/7 at Toronto...Appeared in his 700th NHL game on 10/26 vs. Arizona and reached 750 games played on 3/14 vs. Pittsburgh.

2016-17: Skated in 72 games for New York, notching 10 points (3-7-10), a plus-nine rating and 34 penalty minutes...Ranked among Rangers leaders

18 MARC STAAL

CONTINUED

with 19:11 average time on ice (4th) and 97 blocked shots (4th)...Notched his first goal of the season on 10/17 at San Jose...Appeared in all 12 of New York's postseason games, committing only two penalty minutes...Skated in his 100th career NHL playoff game in Game 2 of the Second Round on 4/29 at Ottawa, becoming the third Rangers player to reach that mark (also Dan Girardi and Henrik Lundqvist).

2015-16: Logged 77 games for the Rangers in his ninth season with the club...Chipped in 15 points (2-13-15), a plus-two rating and 36 penalty minutes...Ranked fourth on the team in blocked shots (120) and fifth in average time on ice (19:41)...Blocked a career-high seven shots on 1/11 vs. Boston...Played his 600th NHL game on 2/27 at Dallas...Contributed two assists and four penalty minutes in five playoff games

2014-15: Reached the 20-point mark for the third time in his career and first since 2010-11, finishing with 20 points (5-15-20), a career-best plus-18 rating and 42 penalty minutes in 80 games played for the Presidents' Trophy-winning Rangers...Finished third on the Rangers in average ice time (21:08) and blocked shots (123)...Posted a pair of multi-point games (both 0-2-2) on 11/11 vs. Pittsburgh and 2/10 at Toronto...Appeared in his 500th NHL game on 1/13 vs. NY Islanders...Produced six points (1-5-6) in a seven-game span from 2/10-2/22...Skated in all 19 playoff games, advancing to the Eastern Conference Final for the third time in his career.

2013-14: Appeared in 72 games for New York, notching 14 points (3-11-14) and 24 penalty minutes...Ranked third on the team in ice time (20:32) and blocked shots (84)...Reached 400 NHL games on 10/31 vs. Buffalo...Notched his 100th NHL point with a goal on 11/12 vs. New Jersey...Registered two points (1-1-2) and a career best-tying plus-four rating in an outdoor game on 1/26 vs. New Jersey at Yankee Stadium...Played 25 postseason games to help the Rangers advance to the Stanley Cup Final...Contributed five points (1-4-5) and six penalty minutes in postseason play...Finished third in the NHL in postseason blocked shots (53).

2012-13: Limited to just 21 games played due to an eye injury...Tallied 11 points (2-9-11), a plus-four rating and 14 penalty minutes, representing his best career point-per-game average (0.52)...Returned to play in one postseason game.



2011-12: Missed the first 36 games of the season due to a concussion...Produced five points (2-3-5) and 16 penalty minutes in 46 games...Helped the Rangers reach the Eastern Conference Final with six points (3-3-6) and 12 penalty minutes in 20 postseason games...Logged a playoff career-best 49:34 time on ice in Game 3 of the Eastern Conference Semifinals on 5/2 at Washington...Registered his first career playoff overtime goal during a two-point effort (1-1-2) in Game 5 of the Eastern Conference Semifinals on 5/7 vs. Washington.

2010-11: Became an alternate captain for the Rangers and set career highs in assists and points with 29 points (7-22-29), a plus-eight rating and 50 penalty minutes in 77 games for New York...Ranked fourth in the NHL in average time on ice (25:44), leading the Rangers in that category...Also placed second on New York in blocked shots (109) and tied for third in power-play goals (4) and power-play points (11)...Posted a season-best four-game point streak from 12/11-12/16...Made his NHL All-Star Game debut on 1/30...Skated in his 300th NHL game on 2/7 at Detroit...Registered one assist in five postseason games.

2009-10: Appeared in all 82 games for the second-straight season, tallying 27 points (8-19-27), a plus-11 rating and 44 penalty minutes...Led the Rangers in ice time (23:08) and tied for third on the club in blocked shots (97)...Reached 200 NHL games on 12/26 vs. NY Islanders...Scored in three-straight games for the first time in his career from 3/30-4/3...Represented Canada at the IIHF World Championship, posting one assist and two penalty minutes in seven games in his men's national team debut.

2008-09: Logged 82 games for the Rangers, contributing 15 points (3-12-15) and 64 penalty minutes...Finished fourth on the team in average ice time (21:08)...Appeared at the NHL YoungStars Game as part of All-Star Weekend...Played his 100th NHL game on 11/15 vs. Boston...Scored one goal in seven postseason appearances.

18 MARC STAAL

CONTINUED

2007-08: Made the NHL full-time at age 19, appearing in 80 games for the Rangers and notching 10 points (2-8-10), a plus-two rating and 42 penalty minutes...Logged 16:04 time on ice in his NHL debut on 10/4 vs. Florida...Recorded his first NHL point with an assist on 11/1 vs. Washington... Scored his first NHL goal on 11/14 at New Jersey (Martin Brodeur)...Made his NHL postseason debut by logging three points (1-2-3) and eight penalty minutes in 10 playoff games.

JUNIOR CAREER (2003-07): Played his entire major-junior career with the OHL's Sudbury Wolves and was a three time league All-Star...Produced 123 points (23-100-123), a plus-35 rating and 215 penalty minutes in 236 games with the Wolves...Was a two-year captain for Sudbury from 2005-06...Notched a junior career-best 49 points (11-38-49) in 57 games in 2005-06...Took the Wolves to the OHL Finals in his last junior season in 2006-07, logging 34 points (5-29-34) in 53 regular-season games and adding 20 points (5-15-20) in 21 postseason games to win the Wayne Gretzky 99 Award as most-valuable player in the playoffs...Also won the OHL's



Max Kaminsky Trophy as the league's most outstanding defenseman...2006 and 2007 CHL First All-Star Team and 2007 OHL First All-Star Team...Won back-to-back gold medals with Canada at the 2006 and 2007 IIHF World Junior Championships...Earned honors as the tournament's Best Defenseman at the 2006 WJC...Also won gold at the 2004 World Under-17 Hockey Challenge.

CAREER HIGHLIGHTS

FIRSTS

FIRST GP: 10/04/2007 NYR 5 VS FLA 2
FIRST ASST: 11/01/2007 NYR 2 VS WSH 0
FIRST GOAL: 11/14/2007 NYR 4 AT NJD 2

MOSTS:

GOALS: 1 (43X) 12/31/2019 NYR 5 AT EDM 7
ASSISTS: 2 (10X) 02/15/2015 NYR 5 AT TOR 4
POINTS: 2 (18X) 12/02/2018 NYR 3 VS WPG 4 (1G-1A)

MOST RECENTLY

SOG: 5 (4X) 03/04/2015 NYR 1 VS DET 2
PIM: 14 (1X) 01/16/2009 NYR 3 AT CHI 2
HAT TRICKS: NONE
MULTI-PT GAMES: 18 12/02/2018 NYR 3 VS WPG 4 (1G-1A)

LONGEST PERSONAL STREAKS:


GOALS: 3 (1X) 03/30/2010 04/03/2010 (3G)
ASSISTS: 3 (1X) 12/12/2010 12/16/2010 (3A)
PTS: 4 (2X) 12/11/2010 12/16/2010 (2G-3A)

CAREER STATS

REGULAR SEASON

PLAYOFFS (BOLD)

| SEASON | CLUB | LEAGUE | GP | G | A | P | PM | GP | G | A | P | PM |
|----------------|------------|--------|----------|----------|----------|----------|----------|-----------|----------|----------|----------|-----------|
| 2007-08 | NY RANGERS | NHL | 80 | 2 | 8 | 10 | 42 | 10 | 1 | 2 | 3 | 8 |
| 2008-09 | NY RANGERS | NHL | 82 | 3 | 12 | 15 | 64 | 7 | 1 | 0 | 1 | 0 |
| 2009-10 | NY RANGERS | NHL | 82 | 8 | 19 | 27 | 44 | -- | -- | -- | -- | -- |
| 2010-11 | NY RANGERS | NHL | 77 | 7 | 22 | 29 | 50 | 5 | 0 | 1 | 1 | 0 |
| 2011-12 | NY RANGERS | NHL | 46 | 2 | 3 | 5 | 16 | 20 | 3 | 3 | 6 | 12 |
| 2012-13 | NY RANGERS | NHL | 21 | 2 | 9 | 11 | 14 | 1 | 0 | 0 | 0 | 0 |
| 2013-14 | NY RANGERS | NHL | 72 | 3 | 11 | 14 | 24 | 25 | 1 | 4 | 5 | 6 |
| 2014-15 | NY RANGERS | NHL | 80 | 5 | 15 | 20 | 42 | 19 | 0 | 1 | 1 | 10 |
| 2015-16 | NY RANGERS | NHL | 77 | 2 | 13 | 15 | 36 | 5 | 0 | 2 | 2 | 4 |
| 2016-17 | NY RANGERS | NHL | 72 | 3 | 7 | 10 | 34 | 12 | 0 | 0 | 0 | 2 |
| 2017-18 | NY RANGERS | NHL | 72 | 1 | 7 | 8 | 18 | -- | -- | -- | -- | -- |
| 2018-19 | NY RANGERS | NHL | 79 | 3 | 10 | 13 | 32 | -- | -- | -- | -- | -- |
| 2019-20 | NY RANGERS | NHL | 52 | 2 | 9 | 11 | 16 | 3 | 1 | 0 | 1 | 0 |
| DETROIT TOTALS | | | 0 | 0 | 0 | 0 | 0 | 0 | 0 | 0 | 0 | 0 |
| NHL TOTALS | | | 892 | 43 | 145 | 188 | 432 | 107 | 7 | 13 | 20 | 42 |



70 TROY STECHER

5-10 • 186 lbs. • Defense • Shoots Right

Born: Richmond, British Columbia – April 7, 1994

Last Amateur Club: University of North Dakota (NCHC)

BECAME A RED WING: Signed by Detroit as a free agent on October 10, 2020

CAREER STATS VS. NHL

| TEAM | GP | G | A | PTS | PIM |
|--------------|------------|-----------|-----------|-----------|------------|
| ANA | 12 | 0 | 2 | 2 | 6 |
| ARI | 15 | 0 | 4 | 4 | 4 |
| BOS | 8 | 1 | 4 | 5 | 4 |
| BUF | 7 | 0 | 4 | 4 | 0 |
| CGY | 15 | 0 | 2 | 2 | 6 |
| CAR | 7 | 0 | 1 | 1 | 0 |
| CHI | 12 | 1 | 6 | 7 | 10 |
| COL | 11 | 1 | 2 | 3 | 8 |
| CBJ | 8 | 0 | 4 | 4 | 6 |
| DAL | 10 | 2 | 1 | 3 | 6 |
| DET | 7 | 1 | 1 | 2 | 14 |
| EDM | 16 | 0 | 0 | 0 | 9 |
| FLA | 8 | 0 | 2 | 2 | 2 |
| L.A. | 12 | 1 | 3 | 4 | 2 |
| MIN | 11 | 1 | 6 | 7 | 2 |
| MTL | 7 | 0 | 1 | 1 | 4 |
| NSH | 12 | 0 | 1 | 1 | 4 |
| NJ | 7 | 0 | 1 | 1 | 2 |
| NYI | 7 | 1 | 2 | 3 | 0 |
| NYR | 8 | 0 | 1 | 1 | 2 |
| OTT | 7 | 0 | 1 | 1 | 0 |
| PHI | 7 | 0 | 4 | 4 | 4 |
| PIT | 6 | 0 | 0 | 0 | 2 |
| SJ | 16 | 1 | 2 | 3 | 8 |
| STL | 9 | 0 | 3 | 3 | 2 |
| TB | 7 | 0 | 3 | 3 | 2 |
| TOR | 8 | 0 | 1 | 1 | 5 |
| VAN | 0 | 0 | 0 | 0 | 0 |
| VOK | 9 | 0 | 1 | 1 | 4 |
| WSH | 7 | 1 | 0 | 1 | 6 |
| WPG | 10 | 0 | 1 | 1 | 2 |
| TOTAL | 286 | 11 | 64 | 75 | 124 |

CAREER

Entering his first season with the Red Wings and his fifth NHL campaign... Joined the Red Wings as a free agent on a two-year contract, signed on October 10, 2020... Appeared in 286 games for his hometown Vancouver Canucks prior to signing in Detroit, who originally signed him as an undrafted free agent on April 14, 2016... Won a National Championship with the NCAA's University of North Dakota in 2016... Capped off his college career with NCHC Second All-Star Team and NCAA Tournament All-Tournament Team honors... Also helped North Dakota to back-to-back conference titles in 2015 and 2016... 2013 BCHL First All-Star Team and 2012 BCHL champion with Penticton Vees... Earned a silver medal at 2019 IIHF World Championship with Canada.

BY SEASON

2019-20: Competed in 69 games in his fourth NHL campaign with Vancouver... Totaled 17 points (5-12-17), a career-best plus-10 rating and 32 penalty minutes... Finished fourth on the team in plus-minus and ranked among team leaders with 69 hits (7th), 70 blocked shots (4th)... Tied his career best with two assists on 12/7 vs. Buffalo... Set a career high with three points (1-2-3) on 2/22 vs. Boston... Made his NHL postseason debut on 8/2 vs. Minnesota and appeared in 17 playoff games, notching three points (2-1-3) and 10 penalty minutes... Recorded his first postseason goal and point in Game 1 of Vancouver's first-round series on 8/12 at St. Louis.

2018-19: Competed in 78 games with the Canucks and contributed 23 points (2-21-23) and 32 penalty minutes... Led Vancouver in plus-minus (+9) and ranked among team leaders with 19:55 average time on ice (5th), 91 hits (7th), 96 blocked shots (4th) and 42 takeaways (2nd)... Set a new career best with a four-game point streak (1-3-4) from 10/20-10/25... Matched a personal best with two assists on 12/15 vs. Philadelphia... Established a new career high after logging 31:55 time on ice on 2/14 vs. Los Angeles... Skated in his 200th NHL game on 2/28 at Arizona... Reached 50 career assists on 3/13 vs. NY Rangers... Talled his first career shorthanded goal on 4/2 vs. San Jose... Made his men's national team debut with Canada at the 2019 IIHF World Championship, earning a silver medal and chipping in three points (1-2-3), a plus-nine rating and two penalty minutes.

2017-18: Appeared in 68 games for Vancouver in his second NHL season... Posted 11 points (1-10-11) and 35 penalty minutes... Placed fifth on the team with 18:49 average time on ice and 75 blocked shots and sixth with 111 hits... Reached 100 NHL games on 1/9 at Washington... Notched his lone goal of the

70 TROY STECHER

CONTINUED

season on 12/30 vs. Los Angeles...Matched a career best with seven hits on 3/20 at Vegas...Set a new career high with seven blocked shots on 2/9 at Carolina.

2016-17: Made the Canucks out of training camp as a first-year pro and led the team's defensemen with 24 points (3-21-14)...Won the team's Walter (Babe) Pratt Award as Vancouver's best defensemen...Ranked fifth among all NHL rookie defensemen in points...Made his NHL debut and skated 22:35 time on ice on 10/25 vs. Ottawa...Posted his first NHL point with an assist on 11/5 at Toronto...Scored his first NHL goal on 11/13 vs. Dallas (Kari Lehtonen)...Logged his first NHL multi-point game (0-2-2) on 11/29 vs. Minnesota and went on to register four multi-point games...Set a team season high with eight shots on goal on 12/10 at Florida.

COLLEGE CAREER (2013-16): Played three seasons at the University of North Dakota in the National Collegiate Hockey Conference, totaling 53 points (13-40-53), a plus-46 rating and 73 penalty minutes in 119 games...Capped off his collegiate career as a junior in 2015-16, helping North Dakota win the National Championship and earning postseason honors on the NCAA All-Tournament Team, NCAA West Second All-American Team and NCHC Second All-Star Team...Also led the team's defensemen in scoring with 29 points (8-21-29) in 43 games...Helped the school



win NCHC regular-season championships in 2015 and 2016.

JUNIOR CAREER (2010-13): Skated three seasons for the Penticton Vees in the British Columbia Hockey League and notched 109 points (18-91-109) and 129 penalty minutes in 159 games...Named the BCHL's Best Defenseman in 2012-13 and earned a spot on the BCHL First All-Star Team, serving as captain and leading the team's defensemen with 47 points (8-39-47) in 52 games...Helped the Vees win the BCHL championship in 2011-12 and was named to the BCHL Second All-Star Team.

CAREER HIGHLIGHTS

FIRSTS

FIRST GP: 10/25/2016 VAN 0 VS OTT 3
FIRST ASST: 11/05/2016 VAN 3 AT TOR 6
FIRST GOAL: 11/13/2016 VAN 5 VS DAL 4

SOG: 8 (1X) 12/10/2016 VAN 2 AT FLA 4
PIM: 10 (2X) 10/15/2019 VAN 5 VS DET 1
HAT TRICKS: NONE
MULTI-PT GAMES: 10 02/22/2020 VAN 9 VS BOS 3 (1G-2A)

MOSTS:

GOALS: 1 (11X) 03/06/2020 VAN 6 VS COL 3
ASSISTS: 2 (9X) 02/22/2020 VAN 9 VS BOS 3
POINTS: 3 (1X) 02/22/2020 VAN 9 VS BOS 3 (1G-2A)

MOST RECENTLY

LONGEST PERSONAL STREAKS:


GOALS: 1 (11X) 03/06/2020 03/06/2020 (1G)
ASSISTS: 3 (1X) 03/21/2017 03/25/2017 (3A)
PTS: 4 (1X) 10/20/2018 10/25/2018 (1G-3A)

CAREER STATS

REGULAR SEASON

PLAYOFFS (BOLD)

| SEASON | CLUB | LEAGUE | GP | G | A | P | PM | GP | G | A | P | PM |
|----------------|-----------|--------|------------|-----------|-----------|-----------|------------|-----------|----------|----------|----------|-----------|
| 2016-17 | VANCOUVER | NHL | 71 | 3 | 21 | 24 | 25 | -- | -- | -- | -- | -- |
| 2017-18 | VANCOUVER | NHL | 68 | 1 | 10 | 11 | 35 | -- | -- | -- | -- | -- |
| 2018-19 | VANCOUVER | NHL | 78 | 2 | 21 | 23 | 32 | -- | -- | -- | -- | -- |
| 2019-20 | VANCOUVER | NHL | 69 | 5 | 12 | 17 | 32 | 17 | 2 | 1 | 3 | 10 |
| DETROIT TOTALS | | | 0 | 0 | 0 | 0 | 0 | 0 | 0 | 0 | 0 | 0 |
| NHL TOTALS | | | 286 | 11 | 64 | 75 | 124 | 17 | 2 | 1 | 3 | 10 |



11 FILIP ZADINA

6-0 • 189 lbs. • Right Wing • Shoots Left
Born: Pardubice, Czech Republic – **November 27, 1999**
Last Amateur Club: Halifax Mooseheads (QMJHL)

BECAME A RED WING: First round (sixth overall) of the 2018 NHL Entry Draft

CAREER STATS VS. NHL

| TEAM | GP | G | A | PTS | PIM |
|--------------|-----------|----------|----------|-----------|----------|
| ANA | 0 | 0 | 0 | 0 | 0 |
| ARI | 2 | 1 | 0 | 1 | 0 |
| BOS | 0 | 0 | 0 | 0 | 0 |
| BUF | 1 | 0 | 0 | 0 | 0 |
| CGY | 0 | 0 | 0 | 0 | 0 |
| CAR | 1 | 0 | 0 | 0 | 0 |
| CHI | 1 | 1 | 0 | 1 | 0 |
| COL | 2 | 1 | 1 | 2 | 0 |
| CBJ | 1 | 0 | 0 | 0 | 0 |
| DAL | 1 | 0 | 0 | 0 | 0 |
| DET | 0 | 0 | 0 | 0 | 0 |
| EDM | 0 | 0 | 0 | 0 | 0 |
| FLA | 3 | 0 | 1 | 1 | 0 |
| L.A. | 1 | 1 | 0 | 1 | 0 |
| MIN | 1 | 2 | 0 | 2 | 0 |
| MTL | 4 | 1 | 0 | 1 | 0 |
| NSH | 0 | 0 | 0 | 0 | 0 |
| NJ | 0 | 0 | 0 | 0 | 0 |
| NYI | 2 | 0 | 1 | 1 | 0 |
| NYR | 3 | 0 | 0 | 0 | 0 |
| OTT | 1 | 0 | 0 | 0 | 0 |
| PHI | 1 | 0 | 0 | 0 | 0 |
| PIT | 2 | 1 | 0 | 1 | 0 |
| SJ | 2 | 0 | 0 | 0 | 0 |
| STL | 0 | 0 | 0 | 0 | 0 |
| TB | 3 | 0 | 2 | 2 | 0 |
| TOR | 2 | 0 | 0 | 0 | 2 |
| VAN | 0 | 0 | 0 | 0 | 0 |
| VGK | 0 | 0 | 0 | 0 | 0 |
| WSH | 1 | 0 | 1 | 1 | 0 |
| WPG | 2 | 1 | 3 | 4 | 0 |
| TOTAL | 37 | 9 | 9 | 18 | 2 |

CAREER

Entering his third season with the Red Wings and first full NHL campaign...2018 QMJHL First All-Star Team and All-Rookie Team with Halifax...2018 recipient of the QMJHL's Mike Bossy Trophy (best professional prospect)...Represented the Czech Republic at the 2018 and 2019 IIHF World Junior Championships...Led the 2018 WJC in goals (7)...Captured gold for his country at the 2016 Ivan Hlinka Memorial Tournament...Made his professional debut with HC Pardubice in 2015-16.

BY SEASON

2019-20: Split his second professional campaign between Detroit and the Grand Rapids Griffins...Ranked among Red Wings leaders with eight goals (8th), 15 points (10th), four power-play goals (4th) and a 13.3 shooting percentage (3rd) despite only playing 28 games with the team...Tied for Detroit's lead in goals from the time he was recalled to suffering a lower-body injury on 2/3 that sidelined him for the duration of the season...Logged points in back-to-back games for the first time in his career, 11/30-12/2...Picked up his first career multi-point game with three points (1-2-3) on 12/12 vs. Winnipeg...Racked up six points (1-5-6) in a five-game span from 11/30-12/12...Scored his first career game-winning goal on 1/7 vs. Montreal...Posted his first NHL two-goal game on 1/22 at Minnesota...Ranked second among NHL rookies in goals during January (5)...Began the season with the Griffins and racked up 16 points (9-7-16) in 21 AHL games.

2018-19: Made his North American professional debut at age 18, primarily playing in the AHL for the Griffins where he notched 35 points (16-19-35) and 18 penalty minutes in 59 games...Also skated in nine games for the Red Wings, picking up three points (1-2-3)...Made his NHL debut on 2/24 vs. San Jose...Scored his first NHL goal and point on 3/5 at Colorado (Semyon Varlamov)...Added his first NHL assist on 3/9 at Tampa Bay...Made his AHL debut on 10/5 at Texas...Scored twice in his home debut for Grand Rapids on 10/12 vs. Hershey...Set a franchise record for fastest overtime goal (eight seconds) on 2/16 vs. San Antonio...Ran a season-best seven-game point streak from 2/6-2/22, totaling nine points (4-5-9)...Made his professional postseason debut by appearing in five Calder Cup Playoff games for the Griffins, tallying three points (2-1-3)...Was also loaned to the Czech Republic for the 2019 IIHF World Junior Championship for the second-consecutive season.

2017-18: In his lone season of major-junior hockey, he racked up 82 points (44-38-82), a plus-23 rating and 36 penalty minutes in 57 games with the

11 FILIP ZADINA

CONTINUED

Halifax Mooseheads...Named a QMJHL First-Team All-Star and to the QMJHL All-Rookie Team...Also captured the QMJHL's Mike Bossy Trophy as the league's best professional prospect...Tied for seventh in QMJHL scoring and for third in goals, while leading all rookies in goals and points and tying for first in assists...Accumulated 12 multi-goal games...Scored a tournament-best seven goals among eight points (7-1-8) at the 2018 IIHF World Junior Championship for the Czech Republic, earning a spot on the WJC All-Star Team.

EUROPEAN CAREER (2012-17): Developed for his hometown HC Pardubice before leaving for North America prior to the 2017-18 season...Played in 27 professional games as a 16- and 17-year old for HC Dynamo Pardubice in the Czech Republic's top league, picking up two points (1-1-2)...Also racked up 41 points (23-18-41) in 45 games in the Czech under-20 league and 65 points (40-25-65) in 53 games on the under-18 circuit between 2013-17... Played extensively for his country on the international stage, notably winning a gold medal at the 2016 Ivan Hlinka Memorial Tournament, where he racked up seven points (5-2-7) in four games, and also leading the Czech Republic in goals during both the 2016 and 2017 IIHF World Under-18 Championships.



CAREER HIGHLIGHTS

| | | | |
|----------------------|-----------------------------------|--|--|
| FIRSTS | | SOG: 7 (1X).....01/22/2020 DET 2 AT MIN 4 | |
| FIRST GP:..... | 02/24/2019 DET 3 VS SJS 5 | PIM: 2 (1X).....12/21/2019 DET 1 AT TOR 4 | |
| FIRST ASST:..... | 03/09/2019 DET 2 AT TBL 3 | HAT TRICKS: NONE | |
| FIRST GOAL:..... | 03/05/2019 DET 3 AT COL 4 | MULTI-PT GAMES: 2.....01/22/2020 DET 2 AT MIN 4 | |
| MOSTS: | | LONGEST PERSONAL STREAKS: | |
| GOALS: 2 (1X)..... | 01/22/2020 DET 2 AT MIN 4 | GOALS: 2 (1X).....01/05/2020 01/07/2020 (2G) | |
| ASSISTS: 2 (1X)..... | 12/12/2019 DET 5 VS WPG 2 | ASSISTS: 2 (2X).....12/10/2019 12/12/2019 (3A) | |
| POINTS: 3 (1X)..... | 12/12/2019 DET 5 VS WPG 2 (1G-2A) | PTS: 2 (5X).....01/20/2020 01/22/2020 (2G-1A) | |

CAREER STATS

REGULAR SEASON


PLAYOFFS (BOLD)

| SEASON | CLUB | LEAGUE | GP | G | A | P | PM | GP | G | A | P | PM |
|-----------------------|---------|--------|-----------|----------|----------|-----------|----------|----------|----------|----------|----------|----------|
| 2018-19 | DETROIT | NHL | 9 | 1 | 2 | 3 | 0 | -- | -- | -- | -- | -- |
| 2019-20 | DETROIT | NHL | 28 | 8 | 7 | 15 | 2 | -- | -- | -- | -- | -- |
| DETROIT TOTALS | | | 37 | 9 | 9 | 18 | 2 | 0 | 0 | 0 | 0 | 0 |
| NHL TOTALS | | | 37 | 9 | 9 | 18 | 2 | 0 | 0 | 0 | 0 | 0 |



THREE'S COMPANY

Fifth-year forward Dylan Larkin led the team in points for the third-straight season, putting himself in exclusive company in the franchise's history as one of just six different players to lead the team in scoring in three-consecutive years. Additionally, he's one of just 12 players to pace the team in points three-or-more times in his career. (Photo: Icon Sportswire/NHLI via Getty Images)



JACK ADAMS • RIGHT WING

BORN FEBRUARY 5, 1997 – BOXFORD, MASSACHUSETTS

HEIGHT 6.06 – WEIGHT 210 – SHOOTS RIGHT

Selected by Detroit in the sixth round (162nd overall) of the 2017 NHL Entry Draft

| Season | Team | Lge | REGULAR SEASON | | | | | PLAYOFFS | | | | |
|---------|----------------------|---------|------------------------|----|----|-----|-----|----------|----|----|-----|-----|
| | | | GP | G | A | Pts | PIM | GP | G | A | Pts | PIM |
| 2012-13 | Malden Catholic High | USHS-MA | 20 | 1 | 1 | 2 | -- | -- | -- | -- | -- | -- |
| 2013-14 | Malden Catholic High | USHS-MA | 15 | 4 | 3 | 7 | -- | -- | -- | -- | -- | -- |
| 2014-15 | Malden Catholic High | USHS-MA | 21 | 12 | 7 | 19 | -- | -- | -- | -- | -- | -- |
| 2015-16 | Fargo Force | USHL | 54 | 8 | 16 | 24 | 42 | -- | -- | -- | -- | -- |
| 2016-17 | Fargo Force | USHL | 56 | 37 | 23 | 60 | 55 | 3 | 0 | 0 | 0 | 4 |
| 2017-18 | Union Dutchmen | ECAC | 28 | 4 | 9 | 13 | 10 | -- | -- | -- | -- | -- |
| 2018-19 | Union Dutchmen | ECAC | 38 | 10 | 12 | 22 | 29 | -- | -- | -- | -- | -- |
| 2019-20 | Union Dutchmen | ECAC | DID NOT PLAY (injured) | | | | | | | | | |



KYLE AUCOIN • DEFENSE

BORN JULY 2, 2002 – HINSDALE, ILLINOIS

HEIGHT 5.11 – WEIGHT 169 – SHOOTS LEFT

Selected by Detroit in the sixth round (156th overall) of the 2020 NHL Entry Draft

| Season | Team | Lge | REGULAR SEASON | | | | | PLAYOFFS | | | | |
|---------|---------------------|------|----------------|---|----|-----|-----|----------|----|----|-----|-----|
| | | | GP | G | A | Pts | PIM | GP | G | A | Pts | PIM |
| 2016-17 | Chicago Mission U14 | HPHL | 20 | 3 | 6 | 9 | 12 | -- | -- | -- | -- | -- |
| 2017-18 | Chicago Mission U16 | HPHL | 20 | 2 | 4 | 6 | 4 | -- | -- | -- | -- | -- |
| 2018-19 | Chicago Mission U16 | HPHL | 19 | 1 | 8 | 9 | 16 | -- | -- | -- | -- | -- |
| | Tri-City Storm | USHL | 7 | 0 | 0 | 0 | 2 | -- | -- | -- | -- | -- |
| 2019-20 | Tri-City Storm | USHL | 48 | 2 | 11 | 13 | 22 | -- | -- | -- | -- | -- |



RILEY BARBER • RIGHT WING

BORN FEBRUARY 7, 1994 – PITTSBURGH, PENNSYLVANIA
HEIGHT 6.00 – WEIGHT 203 – SHOOTS RIGHT

Signed by Detroit as a free agent on October 9, 2020

| Season | Team | Lge | REGULAR SEASON | | | | | PLAYOFFS | | | | |
|-------------------|-------------------------|-------|----------------|------------|------------|------------|------------|-----------|----------|-----------|-----------|-----------|
| | | | GP | G | A | Pts | PIM | GP | G | A | Pts | PIM |
| 2008-09 | Compuware U14 | TIEHL | 30 | 17 | 8 | 25 | 40 | -- | -- | -- | -- | -- |
| 2009-10 | Compuware U16 | TIEHL | 38 | 16 | 22 | 38 | 28 | -- | -- | -- | -- | -- |
| 2010-11 | Dubuque Fighting Saints | USHL | 57 | 14 | 14 | 28 | 48 | 11 | 2 | 0 | 2 | 6 |
| | U.S. National U17 Team | USDP | 3 | 1 | 1 | 2 | 2 | -- | -- | -- | -- | -- |
| 2011-12 | Team USA | USHL | 24 | 5 | 6 | 11 | 59 | -- | -- | -- | -- | -- |
| | U.S. National U18 Team | USDP | 60 | 21 | 15 | 36 | 22 | -- | -- | -- | -- | -- |
| 2012-13 | Miami RedHawks | CCHA | 40 | 15 | 24 | 39 | 22 | -- | -- | -- | -- | -- |
| 2013-14 | Miami RedHawks | NCHC | 38 | 19 | 25 | 44 | 12 | -- | -- | -- | -- | -- |
| 2014-15 | Miami RedHawks | NCHC | 38 | 20 | 20 | 40 | 12 | -- | -- | -- | -- | -- |
| 2015-16 | Hershey Bears | AHL | 74 | 26 | 29 | 55 | 34 | 17 | 1 | 3 | 4 | 24 |
| 2016-17 | Hershey Bears | AHL | 39 | 13 | 14 | 27 | 12 | 12 | 1 | 4 | 5 | 4 |
| | Washington Capitals | NHL | 3 | 0 | 0 | 0 | 0 | -- | -- | -- | -- | -- |
| 2017-18 | Hershey Bears | AHL | 60 | 20 | 18 | 38 | 49 | -- | -- | -- | -- | -- |
| 2018-19 | Hershey Bears | AHL | 64 | 31 | 29 | 60 | 84 | 9 | 3 | 3 | 6 | 4 |
| 2019-20 | Laval Rocket | AHL | 39 | 13 | 18 | 31 | 19 | -- | -- | -- | -- | -- |
| | Montreal Canadiens | NHL | 9 | 0 | 0 | 0 | 2 | -- | -- | -- | -- | -- |
| | W/B-Scranton Penguins | AHL | 7 | 3 | 3 | 6 | 6 | -- | -- | -- | -- | -- |
| NHL TOTALS | | | 12 | 0 | 0 | 0 | 2 | 0 | 0 | 0 | 0 | 0 |
| PRO TOTALS | | | 291 | 106 | 111 | 217 | 206 | 38 | 5 | 10 | 15 | 32 |



SETH BARTON • DEFENSE

BORN AUGUST 18, 1999 – KELOWNA, BRITISH COLUMBIA
HEIGHT 6.03 – WEIGHT 185 – SHOOTS RIGHT

Selected by Detroit in the third round (81st overall) of the 2018 NHL Entry Draft

| Season | Team | Lge | REGULAR SEASON | | | | | PLAYOFFS | | | | |
|---------|--------------------------|-------|----------------|----|----|-----|-----|----------|----|----|-----|-----|
| | | | GP | G | A | Pts | PIM | GP | G | A | Pts | PIM |
| 2015-16 | Okanagan Rockets U18 | BCMML | 37 | 1 | 11 | 12 | 62 | 5 | 0 | 2 | 2 | 4 |
| 2016-17 | Okanagan Rockets U18 | BCMML | 35 | 11 | 27 | 38 | 33 | 2 | 0 | 0 | 0 | 4 |
| | Nanaimo Clippers | BCHL | 2 | 0 | 0 | 0 | 2 | -- | -- | -- | -- | -- |
| 2017-18 | Trail Smoke Eaters | BCHL | 49 | 6 | 27 | 33 | 32 | 16 | 3 | 8 | 11 | 8 |
| 2018-19 | UMass-Lowell River Hawks | HE | 33 | 2 | 8 | 10 | 25 | -- | -- | -- | -- | -- |
| 2019-20 | UMass-Lowell River Hawks | HE | 30 | 3 | 12 | 15 | 20 | -- | -- | -- | -- | -- |

WAITING IN THE WINGS



JAN BEDNAR • GOALTENDER

BORN AUGUST 26, 2002 – KARLOVY VARY, CZECH REPUBLIC
HEIGHT 6.04 – WEIGHT 196 – CATCHES LEFT

Selected by Detroit in the fourth round (107th overall) of the 2020 NHL Entry Draft

| Season | Team | League | REGULAR SEASON | | | | | PLAYOFFS | | | | | |
|------------|-------------------------|---------|----------------|----|----|-------|------|----------|----|----|----|------|----|
| | | | GP | W | L | T/SOL | GAA | SO | GP | W | L | GAA | SO |
| 2016-17 | HC Karlovy Vary | CzR-U16 | 23 | -- | -- | -- | 3.73 | -- | -- | -- | -- | -- | -- |
| 2017-18 | HC Karlovy Vary | CzR-U16 | 22 | -- | -- | -- | 2.71 | -- | -- | -- | -- | -- | -- |
| 2018-19 | HC Karlovy Vary | CzR-U18 | 17 | -- | -- | -- | 2.32 | -- | 1 | -- | -- | 3.05 | -- |
| | HC Karlovy Vary | CzR-U20 | 6 | -- | -- | -- | 3.55 | -- | -- | -- | -- | -- | -- |
| | HC Karlovy Vary | CzR-U19 | 22 | 16 | 6 | 0 | 2.39 | 0 | -- | -- | -- | -- | -- |
| | HC Energie Karlovy Vary | Czech | 10 | 2 | 8 | 0 | 2.73 | 0 | 5 | 3 | 2 | 2.59 | 0 |
| 2019-20 | HC Energie Karlovy Vary | Czech | 13 | 2 | 9 | 0 | 4.39 | 1 | -- | -- | -- | -- | -- |
| | HC Banik Sokolov | Czech-2 | 24 | 8 | 16 | 0 | 3.26 | 1 | -- | -- | -- | -- | -- |
| PRO TOTALS | | | 23 | 4 | 17 | 0 | 3.64 | 1 | 5 | 3 | 2 | 2.59 | 0 |



JONATAN BERGGREN • RIGHT WING

BORN JULY 16, 2000 – UPPSALA, SWEDEN
HEIGHT 5.10 – WEIGHT 181 – SHOOTS LEFT

Selected by Detroit in the second round (33rd overall) of the 2018 NHL Entry Draft

| | | | REGULAR SEASON | | | | | | PLAYOFFS | | | | |
|------------|----------------|---------|----------------|----|----|-----|-----|----|----------|----|-----|-----|--|
| Season | Team | Lge | GP | G | A | Pts | PIM | GP | G | A | Pts | PIM | |
| 2013-14 | Enkopings SK | Swe-U16 | 23 | 30 | 36 | 66 | 8 | -- | -- | -- | -- | -- | |
| | Enkopings SK | Swe-U18 | 33 | 21 | 12 | 33 | 14 | -- | -- | -- | -- | -- | |
| 2014-15 | Enkopings SK | Swe-U16 | 2 | 1 | 0 | 1 | 0 | -- | -- | -- | -- | -- | |
| | Enkopings SK | Swe-U18 | 26 | 22 | 28 | 50 | 12 | 6 | 4 | 7 | 11 | 6 | |
| 2015-16 | Skelleftea AIK | Swe-U16 | 6 | 6 | 7 | 13 | 6 | -- | -- | -- | -- | -- | |
| | Skelleftea AIK | Swe-U18 | 34 | 16 | 21 | 37 | 10 | 2 | 0 | 0 | 0 | 0 | |
| 2016-17 | Skelleftea AIK | Swe-U18 | 15 | 8 | 11 | 19 | 57 | 6 | 6 | 3 | 9 | 4 | |
| | Skelleftea AIK | Swe-U20 | 29 | 6 | 6 | 12 | 8 | -- | -- | -- | -- | -- | |
| 2017-18 | Skelleftea AIK | Swe-U18 | 1 | 0 | 1 | 1 | 0 | -- | -- | -- | -- | -- | |
| | Skelleftea AIK | Swe-U20 | 38 | 18 | 39 | 57 | 34 | 3 | 1 | 4 | 5 | 4 | |
| | Skelleftea AIK | SHL | 10 | 0 | 0 | 0 | 0 | -- | -- | -- | -- | -- | |
| 2018-19 | Skelleftea AIK | SHL | 16 | 0 | 3 | 3 | 4 | -- | -- | -- | -- | -- | |
| 2019-20 | Skelleftea AIK | SHL | 24 | 2 | 10 | 12 | 6 | -- | -- | -- | -- | -- | |
| PRO TOTALS | | | 50 | 2 | 13 | 15 | 10 | 0 | 0 | 0 | 0 | 0 | |




GUSTAV BERGLUND • DEFENSE

BORN JANUARY 8, 2001 – HUSKVARNA, SWEDEN

HEIGHT 6.02 – WEIGHT 194 – SHOOTS RIGHT

Selected by Detroit in the sixth round (177th overall) of the 2019 NHL Entry Draft

| Season | Team | Lge | REGULAR SEASON | | | | | PLAYOFFS | | | | |
|------------|-------------|---------|----------------|----|----|-----|-----|----------|----|----|-----|-----|
| | | | GP | G | A | Pts | PIM | GP | G | A | Pts | PIM |
| 2015-16 | HV71 | Swe-U16 | 8 | 1 | 2 | 3 | 2 | 1 | 0 | 0 | 0 | 0 |
| 2016-17 | HV71 | Swe-U16 | 21 | 7 | 11 | 18 | 22 | 6 | 3 | 8 | 11 | 4 |
| | HV71 | Swe-U18 | 11 | 1 | 1 | 2 | 2 | -- | -- | -- | -- | -- |
| 2017-18 | Frolunda HC | Swe-U18 | 28 | 3 | 12 | 15 | 20 | 7 | 0 | 4 | 4 | -- |
| 2018-19 | Frolunda HC | Swe-U18 | 28 | 13 | 16 | 29 | 20 | 7 | 1 | 0 | 1 | 0 |
| | Frolunda HC | Swe-U20 | 9 | 0 | 0 | 0 | 2 | -- | -- | -- | -- | -- |
| 2019-20 | Frolunda HC | Swe-U20 | 30 | 6 | 8 | 14 | 18 | -- | -- | -- | -- | -- |
| | Frolunda HC | SHL | 8 | 0 | 0 | 0 | 0 | -- | -- | -- | -- | -- |
| PRO TOTALS | | | 8 | 0 | 0 | 0 | 0 | 0 | 0 | 0 | 0 | 0 |



KEVIN BOYLE • GOALTENDER

BORN MAY 30, 1992 – MANALAPAN, NEW JERSEY

HEIGHT 6.00 – WEIGHT 201 – CATCHES LEFT

Signed by Detroit as a free agent on October 9, 2020

| | | | REGULAR SEASON | | | | | PLAYOFFS | | | | | |
|------------|--------------------------|----------------------|----------------|----|----|-------|------|----------|----|----|----|------|----|
| Season | Team | League | GP | W | L | T/SOL | GAA | SO | GP | W | L | GAA | SO |
| 2007-08 | New Jersey Rockets | MetJHL | 19 | -- | -- | -- | 3.42 | -- | 2 | -- | -- | 3.50 | -- |
| 2008-09 | New Jersey Rockets | MetJHL | 30 | -- | -- | -- | 3.30 | -- | 3 | -- | -- | 2.67 | -- |
| | New Jersey Rockets | AtJHL | 1 | -- | -- | -- | 2.00 | -- | -- | -- | -- | -- | -- |
| 2009-10 | Tri-City Storm | USHL | 1 | 0 | 1 | 0 | 4.00 | 0 | -- | -- | -- | -- | -- |
| | New Jersey Rockets | AtJHL | 19 | -- | -- | -- | 2.71 | -- | 4 | -- | -- | 3.00 | -- |
| 2010-11 | Westwide Warriors | BCHL | 39 | 20 | 16 | 1 | 3.02 | 1 | 12 | 6 | 6 | 3.00 | 1 |
| 2011-12 | UMass Minutemen | HE | 21 | 8 | 7 | 4 | 3.00 | 0 | -- | -- | -- | -- | -- |
| 2012-13 | UMass Minutemen | HE | 20 | 8 | 10 | 2 | 2.73 | 1 | -- | -- | -- | -- | -- |
| 2013-14 | NCAA Transfer Year | --- Did Not Play --- | | | | | | | | | | | |
| 2014-15 | UMass-Lowell River Hawks | HE | 34 | 18 | 9 | 6 | 2.42 | 3 | -- | -- | -- | -- | -- |
| 2015-16 | UMass-Lowell River Hawks | HE | 39 | 24 | 10 | 5 | 1.83 | 7 | -- | -- | -- | -- | -- |
| 2016-17 | Utah Grizzlies | ECHL | 16 | 9 | 6 | 0 | 2.73 | 0 | 5 | 1 | 4 | 3.32 | 0 |
| | San Diego Gulls | AHL | 19 | 10 | 5 | 1 | 2.27 | 1 | -- | -- | -- | -- | -- |
| 2017-18 | San Diego Gulls | AHL | 35 | 19 | 13 | 1 | 2.66 | 1 | -- | -- | -- | -- | -- |
| 2018-19 | San Diego Gulls | AHL | 43 | 24 | 15 | 0 | 2.90 | 0 | 7 | 3 | 3 | 2.25 | 1 |
| | Anaheim Ducks | NHL | 5 | 1 | 3 | 0 | 2.17 | 1 | -- | -- | -- | -- | -- |
| 2019-20 | San Diego Gulls | AHL | 20 | 9 | 7 | 2 | 2.82 | 0 | -- | -- | -- | -- | -- |
| NHL TOTALS | | | 5 | 1 | 3 | 0 | 2.17 | 0 | 0 | 0 | 0 | 0.00 | 0 |
| PRO TOTALS | | | 138 | 73 | 48 | 4 | 2.69 | 3 | 12 | 4 | 7 | 2.71 | 1 |

WAITING IN THE WINGS



CHASE BRADLEY • LEFT WING

BORN JANUARY 9, 2002 – ST. LOUIS, MISSOURI

HEIGHT 6.00 – WEIGHT 176 – SHOOTS LEFT

Selected by Detroit in the seventh round (203rd overall) of the 2020 NHL Entry Draft

| Season | Team | Lge | REGULAR SEASON | | | | | PLAYOFFS | | | | |
|---------|--------------------------|---------|----------------|----|----|-----|-----|----------|----|----|-----|-----|
| | | | GP | G | A | Pts | PIM | GP | G | A | Pts | PIM |
| 2016-17 | New Jersey Colonials U14 | AYHL | 6 | 6 | 1 | 7 | 6 | 6 | 4 | 5 | 9 | 6 |
| | New Jersey Colonials U16 | AYHL | 9 | 1 | 0 | 1 | 16 | -- | -- | -- | -- | -- |
| | New Jersey Colonials U16 | HPHL | 7 | 7 | 4 | 11 | 12 | -- | -- | -- | -- | -- |
| | New Jersey Colonials U18 | AYHL | 2 | 0 | 2 | 2 | 2 | -- | -- | -- | -- | -- |
| 2018-19 | Oakville High | USHS-MO | 20 | 21 | 12 | 33 | 64 | 1 | 2 | 0 | 2 | 1 |
| | Omaha Lancers | USHL | 37 | 3 | 1 | 4 | 8 | -- | -- | -- | -- | -- |
| 2019-20 | Omaha Lancers | USHL | 34 | 7 | 12 | 19 | 77 | -- | -- | -- | -- | -- |



VICTOR BRATTSTROM • GOALTENDER

BORN MARCH 22, 1997 – GOTHENBURG, SWEDEN

HEIGHT 6.04 – WEIGHT 196 – CATCHES LEFT

Selected by Detroit in the sixth round (160th overall) of the 2018 NHL Entry Draft

| Season | Team | League | REGULAR SEASON | | | | | | PLAYOFFS | | | | | |
|------------|-----------------|---------|----------------|----|----|-------|------|----|----------|----|----|------|----|--|
| | | | GP | W | L | T/SOL | GAA | SO | GP | W | L | GAA | SO | |
| 2012-13 | Frolunda HC | Swe-U16 | 28 | 22 | 6 | 0 | 2.35 | 2 | -- | -- | -- | -- | -- | |
| 2013-14 | Frolunda HC | Swe-U18 | 20 | 15 | 5 | 0 | 2.05 | 4 | 3 | 2 | 1 | 3.19 | 0 | |
| 2014-15 | Frolunda HC | Swe-U18 | 20 | 14 | 6 | 0 | 2.30 | 1 | 4 | 2 | 2 | 3.22 | 1 | |
| | Frolunda HC | Swe-U20 | 1 | 0 | 0 | 0 | 0.00 | 0 | -- | -- | -- | -- | -- | |
| 2015-16 | Frolunda HC | Swe-U20 | 27 | 18 | 9 | 0 | 2.26 | 4 | 3 | 2 | 0 | 2.93 | 0 | |
| | Trollhattans HC | Swe-4 | 3 | 2 | 1 | 0 | 3.43 | 0 | -- | -- | -- | -- | -- | |
| 2016-17 | Timrå IK | Swe-U20 | 31 | 18 | 11 | 0 | 2.29 | 2 | 4 | 2 | 2 | 2.03 | 1 | |
| 2017-18 | Timrå IK | Swe-U20 | 2 | 0 | 2 | 0 | 2.40 | 0 | -- | -- | -- | -- | -- | |
| | Timrå IK | Swe-2 | 15 | 10 | 5 | 0 | 1.93 | 3 | -- | -- | -- | -- | -- | |
| 2018-19 | Timrå IK | SHL | 23 | 5 | 14 | 0 | 2.81 | 0 | -- | -- | -- | -- | -- | |
| 2019-20 | Timrå IK | Swe-2 | 45 | 33 | 12 | 0 | 2.13 | 3 | 1 | 1 | 0 | 3.00 | 0 | |
| PRO TOTALS | | | 83 | 48 | 31 | 0 | 2.25 | 6 | 1 | 1 | 0 | 3.00 | 0 | |




MATHIAS BROME • LEFT WING

BORN JULY 29, 1994 – ORBY, SWEDEN

HEIGHT 6.00 – WEIGHT 183 – SHOOTS LEFT

Signed by Detroit as a free agent on August 18, 2020

| Season | Team | Lge | REGULAR SEASON | | | | | PLAYOFFS | | | | |
|------------|-----------------|---------|----------------|----|-----|-----|-----|----------|----|----|-----|-----|
| | | | GP | G | A | Pts | PIM | GP | G | A | Pts | PIM |
| 2010-11 | Huddinge IK | Swe-U18 | 40 | 23 | 20 | 43 | 63 | -- | -- | -- | -- | -- |
| | Huddinge IK | Swe-U20 | 4 | 1 | 0 | 1 | 0 | -- | -- | -- | -- | -- |
| 2011-12 | VIK Vasteras HK | Swe-U18 | 22 | 9 | 17 | 26 | 14 | -- | -- | -- | -- | -- |
| | VIK Vasteras HK | Swe-U20 | 34 | 5 | 7 | 12 | 16 | -- | -- | -- | -- | -- |
| 2012-13 | VIK Vasteras HK | Swe-U20 | 38 | 10 | 9 | 19 | 42 | -- | -- | -- | -- | -- |
| 2013-14 | VIK Vasteras HK | Swe-U20 | 24 | 17 | 22 | 39 | 20 | 3 | 2 | 1 | 3 | 2 |
| | VIK Vasteras HK | Swe-2 | 37 | 3 | 6 | 9 | 0 | 4 | 0 | 0 | 0 | 0 |
| 2014-15 | VIK Vasteras HK | Swe-U20 | 7 | 3 | 10 | 13 | 4 | -- | -- | -- | -- | -- |
| | VIK Vasteras HK | Swe-2 | 51 | 4 | 5 | 9 | 10 | 9 | 0 | 0 | 0 | 0 |
| 2015-16 | Aspöloven HC | Swe-2 | 51 | 10 | 17 | 27 | 20 | 10 | 2 | 4 | 6 | 6 |
| 2016-17 | Mora IK | Swe-2 | 51 | 18 | 31 | 49 | 14 | 9 | 0 | 4 | 4 | 2 |
| 2017-18 | Mora IK | SHL | 52 | 9 | 12 | 21 | 18 | 5 | 2 | 0 | 2 | 2 |
| 2018-19 | Mora IK | SHL | 52 | 15 | 20 | 35 | 18 | 5 | 3 | 1 | 4 | 22 |
| 2019-20 | Örebro HK | SHL | 52 | 17 | 26 | 43 | 22 | -- | -- | -- | -- | -- |
| PRO TOTALS | | | 261 | 79 | 128 | 207 | 106 | 42 | 7 | 9 | 16 | 32 |



ALEX COTTON • DEFENSE

BORN MAY 12, 2001 – LANGLEY, BRITISH COLUMBIA

HEIGHT 6.02 – WEIGHT 180 – SHOOTS RIGHT

Selected by Detroit in the fifth round (132nd overall) of the 2020 NHL Entry Draft

| Season | Team | Lge | REGULAR SEASON | | | | | PLAYOFFS | | | | |
|---------|-------------------------|-------|----------------|----|----|-----|-----|----------|----|----|-----|-----|
| | | | GP | G | A | Pts | PIM | GP | G | A | Pts | PIM |
| 2015-16 | Yale Hockey Academy U15 | CSSHL | 25 | 3 | 5 | 8 | 6 | 4 | 0 | 0 | 0 | 0 |
| 2016-17 | Yale Hockey Academy U18 | CSSHL | 30 | 6 | 8 | 14 | 16 | 3 | 0 | 1 | 1 | 0 |
| 2017-18 | Yale Hockey Academy U18 | CSSHL | 32 | 11 | 43 | 54 | 44 | 3 | 2 | 1 | 3 | 16 |
| | Lethbridge Hurricanes | WHL | 5 | 0 | 0 | 0 | 0 | -- | -- | -- | -- | -- |
| 2018-19 | Lethbridge Hurricanes | WHL | 54 | 2 | 9 | 11 | 40 | 7 | 1 | 3 | 4 | 4 |
| 2019-20 | Lethbridge Hurricanes | WHL | 63 | 20 | 47 | 67 | 34 | -- | -- | -- | -- | -- |



KYLE CRISCUOLO • CENTER

BORN MAY 5, 1992 – SOUTHAMPTON, NEW JERSEY

HEIGHT 5.09 – WEIGHT 178 – SHOOTS RIGHT

Signed by Detroit as a free agent on October 9, 2020

| Season | Team | Lge | REGULAR SEASON | | | | | PLAYOFFS | | | | |
|-------------------|------------------------|---------|----------------|-----------|-----------|------------|-----------|-----------|----------|----------|-----------|-----------|
| | | | GP | G | A | Pts | PIM | GP | G | A | Pts | PIM |
| 2006-07 | Mercer Chiefs U14 | AYHL | 22 | 8 | 15 | 23 | 12 | -- | -- | -- | -- | -- |
| 2007-08 | Team Comcast U16 | AYHL | 32 | 32 | 34 | 66 | 18 | -- | -- | -- | -- | -- |
| 2008-09 | Team Comcast U16 | AYHL | 21 | 31 | 24 | 55 | 8 | -- | -- | -- | -- | -- |
| | Saint Joseph's Prep | USHS-PA | 21 | 25 | 32 | 57 | 18 | -- | -- | -- | -- | -- |
| 2009-10 | Choate Rosemary Hall | USHS-CT | 28 | 19 | 22 | 41 | -- | -- | -- | -- | -- | -- |
| | New York Bobcats | ALJHL | 9 | 4 | 3 | 7 | 4 | 2 | 0 | 1 | 1 | 0 |
| 2010-11 | Choate Rosemary Hall | USHS-CT | 24 | 15 | 27 | 42 | -- | -- | -- | -- | -- | -- |
| 2011-12 | Sioux City Musketeers | USHL | 59 | 21 | 23 | 44 | 24 | 1 | 0 | 1 | 1 | 0 |
| 2012-13 | Harvard Crimson | ECAC | 22 | 6 | 7 | 13 | 4 | -- | -- | -- | -- | -- |
| 2013-14 | Harvard Crimson | ECAC | 31 | 11 | 9 | 20 | 22 | -- | -- | -- | -- | -- |
| 2014-15 | Harvard Crimson | ECAC | 37 | 17 | 31 | 48 | 12 | -- | -- | -- | -- | -- |
| 2015-16 | Harvard Crimson | ECAC | 34 | 19 | 13 | 32 | 8 | -- | -- | -- | -- | -- |
| | Grand Rapids Griffins | AHL | 4 | 0 | 0 | 0 | 0 | -- | -- | -- | -- | -- |
| 2016-17 | Grand Rapids Griffins | AHL | 76 | 17 | 24 | 41 | 14 | 19 | 5 | 4 | 9 | 14 |
| 2017-18 | Rochester Americans | AHL | 51 | 15 | 19 | 34 | 34 | 3 | 1 | 0 | 1 | 2 |
| | Buffalo Sabres | NHL | 9 | 0 | 0 | 0 | 4 | -- | -- | -- | -- | -- |
| 2018-19 | Rochester Americans | AHL | 43 | 6 | 14 | 20 | 14 | 3 | 0 | 0 | 0 | 0 |
| 2019-20 | Lehigh Valley Phantoms | AHL | 40 | 8 | 16 | 24 | 14 | -- | -- | -- | -- | -- |
| | San Diego Gulls | AHL | 7 | 0 | 0 | 0 | 0 | -- | -- | -- | -- | -- |
| NHL TOTALS | | | 9 | 0 | 0 | 0 | 4 | 0 | 0 | 0 | 0 | 0 |
| PRO TOTALS | | | 230 | 46 | 73 | 119 | 80 | 25 | 6 | 4 | 10 | 16 |



KIENAN DRAPER • RIGHT WING

BORN FEBRUARY 19, 2002 – DETROIT, MICHIGAN

HEIGHT 6.01 – WEIGHT 185 – SHOOTS RIGHT

Selected by Detroit in the seventh round (187th overall) of the 2020 NHL Entry Draft

| Season | Team | Lge | REGULAR SEASON | | | | | PLAYOFFS | | | | |
|---------|------------------------|----------|----------------|----|----|-----|-----|----------|----|----|-----|-----|
| | | | GP | G | A | Pts | PIM | GP | G | A | Pts | PIM |
| 2016-17 | Little Caesars U14 | HPHL | 15 | 4 | 6 | 10 | 4 | -- | -- | -- | -- | -- |
| 2017-18 | Little Caesars U15 | Minor-MI | 67 | 31 | 41 | 72 | 44 | -- | -- | -- | -- | -- |
| 2018-19 | Little Caesars U16 | Minor-MI | 69 | 27 | 27 | 54 | -- | -- | -- | -- | -- | -- |
| | Little Caesars U16 | TIEHL | 8 | 3 | 2 | 5 | 4 | -- | -- | -- | -- | -- |
| | Muskegon Lumberjacks | USHL | 7 | 0 | 1 | 1 | 2 | -- | -- | -- | -- | -- |
| | U.S. National U17 Team | USHL | 1 | 0 | 0 | 0 | 0 | -- | -- | -- | -- | -- |
| 2019-20 | St. Andrew's College | CAHS-ON | 56 | 26 | 25 | 51 | 63 | -- | -- | -- | -- | -- |




JESPER ELIASSON • GOALTENDER

BORN MARCH 21, 2000 – EKSJO, SWEDEN

HEIGHT 6.03 – WEIGHT 209 – CATCHES LEFT

Selected by Detroit in the third round (84th overall) of the 2018 NHL Entry Draft

| Season | Team | League | REGULAR SEASON | | | | | | PLAYOFFS | | | | | |
|------------|------------------|---------|----------------|----|----|-------|------|----|----------|----|----|------|----|--|
| | | | GP | W | L | T/SOL | GAA | SO | GP | W | L | GAA | SO | |
| 2015-16 | Boro/Vetlanda | Swe-U18 | 4 | 2 | 1 | 0 | 3.55 | 0 | -- | -- | -- | -- | -- | |
| | Boro/Vetlanda | Swe-U20 | 6 | 3 | 2 | 0 | 5.06 | 0 | -- | -- | -- | -- | -- | |
| 2016-17 | IF Troja-Ljungby | Swe-U18 | 28 | 14 | 14 | 0 | 3.07 | 2 | 2 | 0 | 2 | 2.53 | 0 | |
| | IF Troja-Ljungby | Swe-U20 | 16 | 12 | 4 | 0 | 1.71 | 2 | 2 | 1 | 1 | 3.00 | 0 | |
| 2017-18 | IF Troja-Ljungby | Swe-3 | 1 | 1 | 0 | 0 | 2.10 | 0 | -- | -- | -- | -- | -- | |
| | IF Troja-Ljungby | Swe-U18 | 30 | 21 | 9 | 0 | 2.35 | 3 | 2 | 0 | 2 | 2.57 | 0 | |
| | IF Troja Ljungby | Swe-U20 | 19 | 12 | 7 | 0 | 1.93 | 4 | -- | -- | -- | -- | -- | |
| 2018-19 | Vaxjo Lakers | Swe-U20 | 33 | 19 | 11 | 0 | 2.43 | 2 | 2 | 0 | 2 | 2.17 | 0 | |
| 2019-20 | Almtuna IS | Swe-2 | 25 | 7 | 18 | 0 | 3.09 | 0 | -- | -- | -- | -- | -- | |
| | Vaxjo Lakers HC | Swe-U20 | 1 | 1 | 0 | 0 | 0.00 | 1 | -- | -- | -- | -- | -- | |
| | Vaxjo Lakers HC | SHL | 1 | 0 | 1 | 0 | 4.50 | 0 | -- | -- | -- | -- | -- | |
| PRO TOTALS | | | 26 | 7 | 19 | 0 | 3.13 | 0 | 0 | 0 | 0 | 0.00 | 0 | |




TURNER ELSON • LEFT WING

BORN SEPTEMBER 13, 1992 – NEW WESTMINSTER, B.C.

HEIGHT 6.00 – WEIGHT 181 – SHOOTS LEFT

Signed by Detroit as a free agent on February 5, 2019

| | | | REGULAR SEASON | | | | | PLAYOFFS | | | | |
|------------|------------------------|------|----------------|----|----|-----|-----|----------|----|----|-----|-----|
| Season | Team | Lge | GP | G | A | Pts | PIM | GP | G | A | Pts | PIM |
| 2008-09 | St. Albert Raiders U18 | AMHL | 33 | 11 | 12 | 23 | 77 | 2 | 0 | 0 | 0 | 4 |
| | St. Albert Steel | AJHL | 1 | 0 | 0 | 0 | 0 | -- | -- | -- | -- | -- |
| 2009-10 | Red Deer Rebels | WHL | 66 | 9 | 8 | 17 | 94 | 4 | 0 | 0 | 0 | 4 |
| 2010-11 | Red Deer Rebels | WHL | 68 | 16 | 15 | 31 | 124 | 9 | 0 | 4 | 4 | 23 |
| 2011-12 | Red Deer Rebels | WHL | 55 | 21 | 25 | 46 | 59 | -- | -- | -- | -- | -- |
| | Abbotsford Heat | AHL | 1 | 0 | 0 | 0 | 2 | -- | -- | -- | -- | -- |
| 2012-13 | Red Deer Rebels | WHL | 64 | 26 | 31 | 57 | 60 | 9 | 5 | 4 | 9 | 6 |
| | Abbotsford Heat | AHL | 2 | 0 | 0 | 0 | 0 | -- | -- | -- | -- | -- |
| 2013-14 | Abbotsford Heat | AHL | 37 | 2 | 1 | 3 | 19 | -- | -- | -- | -- | -- |
| | Alaska Aces | ECHL | 18 | 5 | 10 | 15 | 18 | 21 | 7 | 4 | 11 | 16 |
| 2014-15 | Adirondack Flames | AHL | 59 | 17 | 13 | 30 | 52 | -- | -- | -- | -- | -- |
| 2015-16 | Stockton Heat | AHL | 63 | 14 | 16 | 30 | 59 | -- | -- | -- | -- | -- |
| | Calgary Flames | NHL | 1 | 0 | 1 | 1 | 0 | -- | -- | -- | -- | -- |
| 2016-17 | San Antonio Rampage | AHL | 13 | 1 | 2 | 3 | 12 | -- | -- | -- | -- | -- |
| 2017-18 | Grand Rapids Griffins | AHL | 57 | 9 | 12 | 21 | 49 | 5 | 2 | 0 | 2 | 0 |
| 2018-19 | Grand Rapids Griffins | AHL | 72 | 18 | 21 | 39 | 80 | 5 | 2 | 2 | 4 | 0 |
| 2019-20 | Grand Rapids Griffins | AHL | 61 | 9 | 13 | 22 | 45 | -- | -- | -- | -- | -- |
| NHL TOTALS | | | 1 | 0 | 1 | 1 | 0 | 0 | 0 | 0 | 0 | 0 |
| PRO TOTALS | | | 384 | 75 | 89 | 164 | 336 | 31 | 11 | 6 | 17 | 16 |



KADEN FULCHER • GOALTENDER

BORN SEPTEMBER 23, 1998 – BRIGDEN, ONTARIO

HEIGHT 6.03 – WEIGHT 201 – CATCHES LEFT

Signed by Detroit as a free agent on October 3, 2017

| Season | Team | League | REGULAR SEASON | | | | | PLAYOFFS | | | | | |
|------------|----------------------|---------|----------------|----|----|-------|------|----------|----|----|----|------|----|
| | | | GP | W | L | T/SOL | GAA | SO | GP | W | L | GAA | SO |
| 2013-14 | Lambton Jr. Sting | AHMMPL | 15 | 6 | 7 | 0 | 2.76 | 2 | 5 | 1 | 3 | 3.55 | 0 |
| 2014-15 | The Hill Academy U16 | CAHS-ON | 36 | 23 | 9 | 4 | 1.75 | -- | -- | -- | -- | -- | -- |
| 2015-16 | The Hill Academy U18 | CAHS-ON | 2 | -- | -- | -- | 1.44 | -- | -- | -- | -- | -- | -- |
| | Sarnia Sting | OHL | 3 | 2 | 0 | 1 | 3.30 | 0 | -- | -- | -- | -- | -- |
| | Hamilton Bulldogs | OHL | 14 | 4 | 10 | 0 | 4.48 | 0 | -- | -- | -- | -- | -- |
| | Hamilton Bulldogs | OHL | 43 | 19 | 17 | 3 | 3.21 | 2 | 1 | 0 | 0 | 3.00 | 0 |
| 2017-18 | Hamilton Bulldogs | OHL | 55 | 32 | 17 | 2 | 2.86 | 3 | 21 | 16 | 5 | 2.70 | 0 |
| 2018-19 | Toledo Walleye | ECHL | 28 | 15 | 7 | 6 | 3.00 | 1 | -- | -- | -- | -- | -- |
| 2019-20 | Detroit Red Wings | NHL | 1 | 0 | 0 | 0 | 4.41 | 0 | -- | -- | -- | -- | -- |
| | Toledo Walleye | ECHL | 2 | 0 | 2 | 0 | 5.51 | 0 | -- | -- | -- | -- | -- |
| NHL TOTALS | | | 1 | 0 | 0 | 0 | 4.41 | 0 | 0 | 0 | 0 | 0.00 | 0 |
| PRO TOTALS | | | 31 | 15 | 9 | 6 | 3.20 | 1 | 0 | 0 | 0 | 0.00 | 0 |



ALBIN GREWE • RIGHT WING

BORN MARCH 22, 2001 – MARSTA, SWEDEN

HEIGHT 6.00 – WEIGHT 187 – SHOOTS LEFT

Selected by Detroit in the third round (66th overall) of the 2019 NHL Entry Draft

| Season | Team | Lge | REGULAR SEASON | | | | | PLAYOFFS | | | | |
|------------|----------------|---------|----------------|----|----|-----|-----|----------|----|----|-----|-----|
| | | | GP | G | A | Pts | PIM | GP | G | A | Pts | PIM |
| 2014-15 | IFK Taby | Swe-U16 | 14 | 4 | 7 | 11 | 6 | -- | -- | -- | -- | -- |
| | IFK Taby | Swe-U18 | 1 | 0 | 0 | 0 | 2 | -- | -- | -- | -- | -- |
| 2015-16 | IFK Taby | Swe-U16 | 17 | 13 | 15 | 28 | 34 | 4 | 3 | 3 | 6 | 0 |
| | IFK Taby | Swe-U18 | 22 | 9 | 13 | 22 | 20 | 1 | 0 | 0 | 0 | 0 |
| | IFK Taby | Swe-U20 | 6 | 1 | 1 | 2 | 6 | 1 | 0 | 0 | 0 | 0 |
| 2016-17 | Djurgardens IF | Swe-U16 | 3 | 4 | 4 | 8 | 6 | -- | -- | -- | -- | -- |
| | Djurgardens IF | Swe-U18 | 30 | 21 | 24 | 45 | 61 | -- | -- | -- | -- | -- |
| 2017-18 | Djurgardens IF | Swe-U18 | 2 | 1 | 4 | 5 | 4 | 5 | 3 | 6 | 9 | 18 |
| | Djurgardens IF | Swe-U20 | 36 | 10 | 17 | 27 | 54 | 3 | 0 | 1 | 1 | 8 |
| 2018-19 | Djurgardens IF | Swe-18 | -- | -- | -- | -- | -- | 3 | 1 | 1 | 2 | 6 |
| | Djurgardens IF | Swe-U20 | 25 | 13 | 21 | 34 | 102 | 8 | 2 | 4 | 6 | 2 |
| | Djurgardens IF | SHL | 15 | 0 | 0 | 0 | 16 | 1 | 0 | 0 | 0 | 0 |
| 2019-20 | Djurgardens IF | Swe-U20 | 23 | 6 | 13 | 19 | 111 | -- | -- | -- | -- | -- |
| | Djurgardens IF | SHL | 19 | 1 | 0 | 1 | 6 | -- | -- | -- | -- | -- |
| PRO TOTALS | | | 34 | 1 | 0 | 1 | 22 | 1 | 0 | 0 | 0 | 0 |




CARTER GYLANDER • GOALTENDER

BORN JUNE 5, 2001 – BEAUMONT, ALBERTA

HEIGHT 6.04 – WEIGHT 185 – CATCHES LEFT

Selected by Detroit in the seventh round (191st overall) of the 2019 NHL Entry Draft

| Season | Team | League | REGULAR SEASON | | | | | | PLAYOFFS | | | | | |
|---------|-------------------------|----------|----------------|----|----|-------|------|----|----------|----|----|------|----|--|
| | | | GP | W | L | T/SOL | GAA | SO | GP | W | L | GAA | SO | |
| 2014-15 | Beaumont Braves U15 | Minor-AB | 17 | -- | -- | -- | 2.83 | -- | -- | -- | -- | -- | -- | |
| 2015-16 | Leduc Oil Kings U15 | AMBHL | 22 | 7 | 13 | 2 | 3.96 | 0 | -- | -- | -- | -- | -- | |
| 2016-17 | Leduc Oil Kings U16 | AMMHL | 21 | -- | -- | -- | 3.59 | -- | 2 | -- | -- | 2.61 | -- | |
| 2017-18 | Leduc Oil Kings U18 | AMHL | 22 | 5 | 10 | 7 | 3.71 | 0 | 1 | 0 | 0 | 8.18 | 0 | |
| 2018-19 | Sherwood Park Crusaders | AJHL | 2 | 1 | 0 | 0 | 3.53 | 0 | -- | -- | -- | -- | -- | |
| | Sherwood Park Crusaders | AJHL | 22 | 16 | 4 | 0 | 2.43 | 3 | 1 | 0 | 0 | 1.95 | 0 | |
| 2019-20 | Sherwood Park Crusaders | AJHL | 40 | 34 | 5 | 0 | 2.07 | 3 | -- | -- | -- | -- | -- | |



CROSS HANAS • LEFT WING

BORN JANUARY 5, 2002– HIGHLAND VILLAGE, TEXAS

HEIGHT 6.01 – WEIGHT 164 – SHOOTS LEFT

Selected by Detroit in the second round (55th overall) of the 2020 NHL Entry Draft

| Season | Team | Lge | REGULAR SEASON | | | | | PLAYOFFS | | | | |
|---------|----------------------|-------|----------------|----|----|-----|-----|----------|----|----|-----|-----|
| | | | GP | G | A | Pts | PIM | GP | G | A | Pts | PIM |
| 2016-17 | Dallas Stars U14 | TIEHL | 8 | 6 | 5 | 11 | 26 | 4 | 0 | 1 | 1 | 6 |
| 2017-18 | Dallas Stars U16 | TIEHL | 36 | 17 | 19 | 36 | 84 | -- | -- | -- | -- | -- |
| 2018-19 | Portland Winterhawks | WHL | 67 | 8 | 14 | 22 | 60 | 5 | 0 | 1 | 1 | 2 |
| 2019-20 | Portland Winterhawks | WHL | 60 | 22 | 27 | 49 | 42 | -- | -- | -- | -- | -- |



JOE HICKETTS • DEFENSE

BORN MAY 4, 1996 – KAMLOOPS, BRITISH COLUMBIA

HEIGHT 5.08 – WEIGHT 180 – SHOOTS LEFT

Signed by Detroit as a free agent on September 24, 2014

| Season | Team | Lge | REGULAR SEASON | | | | | PLAYOFFS | | | | |
|------------|-----------------------|-------|----------------|----|----|-----|-----|----------|----|----|-----|-----|
| | | | GP | G | A | Pts | PIM | GP | G | A | Pts | PIM |
| 2011-12 | Okanagan Academy U18 | OMAHA | 51 | 17 | 37 | 54 | 44 | -- | -- | -- | -- | -- |
| | Okanagan Academy U18 | CSSHL | 12 | 6 | 6 | 12 | 14 | 2 | 0 | 0 | 0 | 0 |
| 2012-13 | Victoria Royals | WHL | 67 | 6 | 8 | 24 | 45 | 4 | 0 | 1 | 1 | 2 |
| 2013-14 | Victoria Royals | WHL | 36 | 6 | 18 | 24 | 12 | 9 | 0 | 2 | 2 | 9 |
| 2014-15 | Victoria Royals | WHL | 62 | 12 | 52 | 64 | 48 | 10 | 0 | 5 | 5 | 10 |
| 2015-16 | Victoria Royals | WHL | 59 | 8 | 53 | 61 | 44 | 6 | 1 | 6 | 7 | 8 |
| 2016-17 | Grand Rapids Griffins | AHL | 73 | 7 | 27 | 34 | 40 | 19 | 1 | 7 | 8 | 8 |
| 2017-18 | Grand Rapids Griffins | AHL | 67 | 3 | 9 | 12 | 32 | 5 | 0 | 2 | 2 | 2 |
| | Detroit Red Wings | NHL | 5 | 0 | 3 | 3 | 2 | -- | -- | -- | -- | -- |
| 2018-19 | Detroit Red Wings | NHL | 11 | 0 | 0 | 0 | 0 | -- | -- | -- | -- | -- |
| | Grand Rapids Griffins | AHL | 64 | 3 | 24 | 27 | 67 | 5 | 0 | 1 | 1 | 8 |
| 2019-20 | Grand Rapids Griffins | AHL | 50 | 2 | 25 | 27 | 18 | -- | -- | -- | -- | -- |
| | Detroit Red Wings | NHL | 6 | 0 | 2 | 2 | 2 | -- | -- | -- | -- | -- |
| NHL TOTALS | | | 22 | 0 | 5 | 5 | 4 | 0 | 0 | 0 | 0 | 0 |
| PRO TOTALS | | | 276 | 15 | 90 | 105 | 161 | 29 | 1 | 10 | 11 | 18 |



TARO HIROSE • LEFT WING

BORN JUNE 30, 1996 – CALGARY, ALBERTA

HEIGHT 5.10 – WEIGHT 162 – SHOOTS LEFT

Signed by Detroit as a free agent on March 12, 2019

| Season | Team | Lge | REGULAR SEASON | | | | | PLAYOFFS | | | | |
|------------|--------------------------|-------|----------------|----|----|-----|-----|----------|----|----|-----|-----|
| | | | GP | G | A | Pts | PIM | GP | G | A | Pts | PIM |
| 2010-11 | Calgary Northstar Sabres | AMBHL | 33 | 14 | 26 | 40 | 12 | -- | -- | -- | -- | -- |
| | CNHA Blazers U16 | AMMHL | 3 | 1 | 0 | 1 | 0 | -- | -- | -- | -- | -- |
| 2011-12 | Edge School Maroon U17 | CSSHL | 24 | 23 | 14 | 37 | 27 | 1 | 1 | 0 | 1 | 0 |
| | Edge School Maroon U18 | NAHL | 17 | 15 | 16 | 31 | 21 | -- | -- | -- | -- | -- |
| 2012-13 | Edge School U18 | CSSHL | 12 | 6 | 13 | 19 | 14 | 2 | 0 | 2 | 2 | 0 |
| | Edge School | MPHL | 13 | 7 | 10 | 17 | 2 | 3 | 1 | 0 | 1 | 0 |
| 2013-14 | Edge School U18 | CSSHL | 27 | 21 | 22 | 43 | 6 | 3 | 4 | 2 | 6 | 0 |
| | Edge School | MPHL | 13 | 8 | 8 | 16 | 2 | 3 | 2 | 2 | 4 | 0 |
| 2014-15 | Salmon Arm Silverbacks | BCHL | 58 | 18 | 32 | 50 | 12 | -- | -- | -- | -- | -- |
| 2015-16 | Salmon Arm Silverbacks | BCHL | 58 | 15 | 56 | 71 | 18 | 6 | 1 | 4 | 5 | 0 |
| 2016-17 | Michigan State Spartans | B10 | 34 | 6 | 18 | 24 | 23 | -- | -- | -- | -- | -- |
| 2017-18 | Michigan State Spartans | B10 | 36 | 12 | 30 | 42 | 4 | -- | -- | -- | -- | -- |
| 2018-19 | Michigan State Spartans | B10 | 36 | 15 | 35 | 50 | 12 | -- | -- | -- | -- | -- |
| | Detroit Red Wings | NHL | 10 | 1 | 6 | 7 | 2 | -- | -- | -- | -- | -- |
| 2019-20 | Detroit Red Wings | NHL | 26 | 2 | 5 | 7 | 6 | -- | -- | -- | -- | -- |
| | Grand Rapids Griffins | AHL | 35 | 5 | 22 | 27 | 12 | -- | -- | -- | -- | -- |
| NHL TOTALS | | | 36 | 3 | 11 | 14 | 8 | 0 | 0 | 0 | 0 | 0 |
| PRO TOTALS | | | 71 | 8 | 33 | 41 | 20 | 0 | 0 | 0 | 0 | 0 |



PATRICK HOLWAY • DEFENSE


BORN OCTOBER 1, 1996 – COHASSET, MASSACHUSETTS

HEIGHT 6.05 – WEIGHT 208 – SHOOTS RIGHT

Selected by Detroit in the sixth round (170th overall) of the 2015 NHL Entry Draft

| Season | Team | Lge | REGULAR SEASON | | | | | PLAYOFFS | | | | |
|---------|-------------------------|----------------------|----------------|---|----|-----|-----|----------|----|----|-----|-----|
| | | | GP | G | A | Pts | PIM | GP | G | A | Pts | PIM |
| 2010-11 | Boston Advantage U16 | T1EHL | 5 | 0 | 0 | 0 | 0 | -- | -- | -- | -- | -- |
| 2011-12 | Boston Advantage U16 | T1EHL | 40 | 2 | 6 | 8 | 18 | -- | -- | -- | -- | -- |
| 2012-13 | Boston Advantage U16 | T1EHL | 41 | 4 | 15 | 19 | 43 | -- | -- | -- | -- | -- |
| | Boston Advantage U18 | T1EHL | 1 | 0 | 0 | 0 | 0 | -- | -- | -- | -- | -- |
| 2013-14 | Boston Advantage U18 | T1EHL | 34 | 8 | 11 | 19 | 51 | -- | -- | -- | -- | -- |
| 2014-15 | Boston Advantage U18 | T1EHL | 28 | 8 | 17 | 25 | 34 | 4 | 0 | 0 | 0 | 4 |
| 2015-16 | Dubuque Fighting Saints | USHL | 37 | 1 | 6 | 7 | 32 | -- | -- | -- | -- | -- |
| | Sioux City Musketeers | USHL | 7 | 0 | 1 | 1 | 35 | -- | -- | -- | -- | -- |
| 2016-17 | Maine Black Bears | HE | 33 | 4 | 9 | 13 | 16 | -- | -- | -- | -- | -- |
| 2017-18 | Maine Black Bears | HE | 33 | 6 | 13 | 19 | 36 | -- | -- | -- | -- | -- |
| 2018-19 | NCAA Transfer Year | --- Did Not Play --- | | | | | | | | | | |
| 2019-20 | Merrimack Warriors | HE | 17 | 3 | 7 | 10 | 10 | -- | -- | -- | -- | -- |

WAITING IN THE WINGS



ALBERT JOHANSSON • DEFENSE

BORN JANUARY 4, 2001 – KARLSTAD, SWEDEN

HEIGHT 6.00 – WEIGHT 168 – SHOOTS LEFT

Selected by Detroit in the second round (60th overall) of the 2019 NHL Entry Draft

| Season | Team | Lge | REGULAR SEASON | | | | | PLAYOFFS | | | | |
|------------|--------------|---------|----------------|----|----|-----|-----|----------|----|----|-----|-----|
| | | | GP | G | A | Pts | PIM | GP | G | A | Pts | PIM |
| 2014-15 | Farjestad BK | Swe-U16 | 6 | 2 | 2 | 4 | 6 | -- | -- | -- | -- | -- |
| 2015-16 | Farjestad BK | Swe-U16 | 22 | 5 | 6 | 11 | 10 | -- | -- | -- | -- | -- |
| 2016-17 | Farjestad BK | Swe-U16 | 38 | 4 | 7 | 11 | 66 | -- | -- | -- | -- | -- |
| | Farjestad BK | Swe-U18 | 10 | 1 | 1 | 2 | 0 | -- | -- | -- | -- | -- |
| 2017-18 | Farjestad BK | Swe-U18 | 35 | 11 | 25 | 36 | 14 | 5 | 0 | 3 | 3 | 10 |
| | Farjestad BK | Swe-U20 | 9 | 1 | 3 | 4 | 2 | -- | -- | -- | -- | -- |
| 2018-19 | Farjestad BK | Swe-U18 | 5 | 3 | 3 | 6 | 0 | 6 | 2 | 3 | 5 | 2 |
| | Farjestad BK | Swe-U20 | 40 | 5 | 24 | 29 | 63 | 2 | 0 | 0 | 0 | 0 |
| | Farjestad BK | SHL | 3 | 0 | 0 | 0 | 0 | -- | -- | -- | -- | -- |
| 2019-20 | Farjestad BK | Swe-U20 | 9 | 3 | 2 | 5 | 14 | -- | -- | -- | -- | -- |
| | Farjestad BK | SHL | 42 | 2 | 11 | 13 | 4 | -- | -- | -- | -- | -- |
| PRO TOTALS | | | 45 | 2 | 11 | 13 | 4 | 0 | 0 | 0 | 0 | 0 |



OTTO KIVENMAKI • CENTER

BORN MARCH 24, 2000 – PORI, FINLAND

HEIGHT 5.08 – WEIGHT 172 – SHOOTS LEFT

Selected by Detroit in the seventh round (191st overall) of the 2018 NHL Entry Draft

| Season | Team | Lge | REGULAR SEASON | | | | | PLAYOFFS | | | | |
|------------|-------|----------|----------------|----|----|-----|-----|----------|----|----|-----|-----|
| | | | GP | G | A | Pts | PIM | GP | G | A | Pts | PIM |
| 2014-15 | Assat | Fin-U16 | 22 | 6 | 16 | 22 | 2 | -- | -- | -- | -- | -- |
| 2015-16 | Assat | Fin-U16 | 32 | 17 | 45 | 62 | 14 | -- | -- | -- | -- | -- |
| | Assat | Fin-U18 | 12 | 6 | 7 | 13 | 4 | -- | -- | -- | -- | -- |
| 2016-17 | Assat | Fin-U18 | 14 | 9 | 9 | 18 | 6 | -- | -- | -- | -- | -- |
| | Assat | Fin-U20 | 29 | 3 | 6 | 9 | 35 | 7 | 1 | 1 | 2 | 2 |
| 2017-18 | Assat | Fin-U18 | 2 | 2 | 3 | 5 | 2 | -- | -- | -- | -- | -- |
| | Assat | Fin-U20 | 37 | 11 | 26 | 37 | 10 | 2 | 0 | 0 | 0 | 2 |
| 2018-19 | Assat | Fin-U20 | 23 | 11 | 24 | 35 | 2 | -- | -- | -- | -- | -- |
| 2019-20 | Assat | SM-Liiga | 34 | 2 | 14 | 16 | 8 | -- | -- | -- | -- | -- |
| | Assat | SM-Liiga | 53 | 5 | 16 | 21 | 6 | -- | -- | -- | -- | -- |
| PRO TOTALS | | | 87 | 7 | 30 | 37 | 14 | 0 | 0 | 0 | 0 | 0 |



KASPER KOTKANSALO • DEFENSE

BORN NOVEMBER 16, 1998 – HELSINKI, FINLAND

HEIGHT 6.03 – WEIGHT 198 – SHOOTS LEFT

Selected by Detroit in the third round (71st overall) of the 2017 NHL Entry Draft

| Season | Team | Lge | REGULAR SEASON | | | | | PLAYOFFS | | | | |
|---------|----------------------------|---------|----------------|----|----|-----|-----|----------|----|----|-----|-----|
| | | | GP | G | A | Pts | PIM | GP | G | A | Pts | PIM |
| 2012-13 | Espoo Blues II | Fin-U16 | 20 | 1 | 14 | 15 | 0 | -- | -- | -- | -- | -- |
| 2013-14 | Espoo Blues | Fin-U16 | 17 | 2 | 1 | 3 | 2 | 11 | 1 | 1 | 2 | 0 |
| | Espoo Blues II | Fin-U18 | 4 | 1 | 1 | 2 | 0 | -- | -- | -- | -- | -- |
| 2014-15 | Espoo Blues | Fin-U18 | -- | -- | -- | -- | -- | 2 | 0 | 0 | 0 | 0 |
| | Espoo Blues | Fin-U20 | 17 | 4 | 10 | 14 | 10 | 9 | 0 | 4 | 4 | 6 |
| 2015-16 | Espoo Blues | Fin-U20 | 48 | 4 | 15 | 19 | 36 | 6 | 0 | 3 | 3 | 4 |
| 2016-17 | Sioux Falls Stampede | USHL | 47 | 1 | 11 | 12 | 43 | -- | -- | -- | -- | -- |
| 2017-18 | Boston University Terriers | HE | 40 | 2 | 4 | 6 | 22 | -- | -- | -- | -- | -- |
| 2018-19 | Boston University Terriers | HE | 38 | 0 | 11 | 11 | 16 | -- | -- | -- | -- | -- |
| 2019-20 | Boston University Terriers | HE | 34 | 0 | 8 | 8 | 23 | -- | -- | -- | -- | -- |

WAITING IN THE WINGS



FILIP LARSSON • GOALTENDER

BORN AUGUST 17, 1998 – STOCKHOLM, SWEDEN

HEIGHT 6.02 – WEIGHT 194 – CATCHES LEFT

Selected by Detroit in the sixth round (167th overall) of the 2016 NHL Entry Draft

| Season | Team | League | REGULAR SEASON | | | | | SO | PLAYOFFS | | | | |
|------------|-----------------------|---------|----------------|----|----|-------|------|----|----------|----|----|------|----|
| | | | GP | W | L | T/SOL | GAA | | GP | W | L | GAA | SO |
| 2013-14 | Boo HC | Swe-U16 | 17 | -- | -- | -- | 2.63 | -- | -- | -- | -- | -- | -- |
| 2014-15 | Djurgardens IF | Swe-U18 | 34 | 21 | 13 | 0 | 2.28 | 3 | 5 | 3 | 2 | 1.80 | 2 |
| | Djurgardens IF | Swe-U20 | 1 | 0 | 1 | 0 | 3.69 | 0 | -- | -- | -- | -- | -- |
| 2015-16 | Djurgardens IF | Swe-U18 | 4 | 2 | 2 | 0 | 3.21 | 0 | 4 | 2 | 2 | 2.56 | 0 |
| | Djurgardens IF | Swe-U20 | 19 | 9 | 10 | 0 | 3.86 | 0 | -- | -- | -- | -- | -- |
| 2016-17 | Djurgardens IF | Swe-U20 | 31 | 17 | 14 | 0 | 2.24 | 2 | 2 | 0 | 2 | 2.06 | 0 |
| 2017-18 | Tri-City Storm | USHL | 30 | 18 | 10 | 0 | 1.65 | 7 | -- | -- | -- | -- | -- |
| 2018-19 | Denver Pioneers | NCHC | 22 | 13 | 6 | 3 | 1.95 | 4 | -- | -- | -- | -- | -- |
| 2019-20 | Grand Rapids Griffins | AHL | 7 | 2 | 5 | 0 | 4.01 | 0 | -- | -- | -- | -- | -- |
| | Toledo Walleye | ECHL | 10 | 4 | 6 | 0 | 2.72 | 0 | -- | -- | -- | -- | -- |
| PRO TOTALS | | | 17 | 6 | 11 | 0 | 3.23 | 0 | 0 | 0 | 0 | 0.00 | 0 |



BRIAN LASHOFF • DEFENSE

BORN JULY 16, 1990 – ALBANY, NEW YORK

HEIGHT 6.03 – WEIGHT 213 – SHOOTS LEFT

Signed by Detroit as a free agent on October 1, 2008

| Season | Team | Lge | REGULAR SEASON | | | | | PIM | PLAYOFFS | | | | |
|------------|-----------------------|------|----------------|----|----|-----|-----|-----|----------|----|----|-----|-----|
| | | | GP | G | A | Pts | PIM | | GP | G | A | Pts | PIM |
| 2006-07 | Barrie Colts | OHL | 47 | 2 | 10 | 12 | 20 | 5 | 0 | 1 | 1 | 1 | 2 |
| 2007-08 | Barrie Colts | OHL | 50 | 5 | 15 | 20 | 44 | 8 | 0 | 1 | 1 | 1 | 4 |
| 2008-09 | Barrie Colts | OHL | 25 | 1 | 12 | 13 | 19 | -- | -- | -- | -- | -- | -- |
| | Kingston Frontenacs | OHL | 35 | 6 | 13 | 19 | 32 | -- | -- | -- | -- | -- | -- |
| 2009-10 | Grand Rapids Griffins | AHL | 6 | 1 | 4 | 5 | 0 | 8 | 1 | 4 | 5 | 2 | 2 |
| | Kingston Frontenacs | OHL | 58 | 6 | 21 | 27 | 71 | 7 | 0 | 0 | 0 | 0 | 12 |
| 2010-11 | Grand Rapids Griffins | AHL | 6 | 0 | 2 | 2 | 2 | -- | -- | -- | -- | -- | -- |
| | Grand Rapids Griffins | AHL | 37 | 0 | 3 | 3 | 25 | -- | -- | -- | -- | -- | -- |
| 2011-12 | Toledo Walleye | ECHL | 3 | 0 | 1 | 1 | 0 | -- | -- | -- | -- | -- | -- |
| | Grand Rapids Griffins | AHL | 76 | 8 | 11 | 19 | 41 | -- | -- | -- | -- | -- | -- |
| 2012-13 | Grand Rapids Griffins | AHL | 37 | 2 | 4 | 6 | 23 | 18 | 0 | 1 | 1 | 1 | 10 |
| | Detroit Red Wings | NHL | 31 | 1 | 4 | 5 | 15 | 3 | 0 | 0 | 0 | 0 | 0 |
| 2013-14 | Detroit Red Wings | NHL | 75 | 1 | 5 | 6 | 36 | 5 | 0 | 0 | 0 | 0 | 0 |
| 2014-15 | Detroit Red Wings | NHL | 11 | 0 | 2 | 2 | 6 | -- | -- | -- | -- | -- | -- |
| | Grand Rapids Griffins | AHL | 32 | 1 | 6 | 7 | 12 | 16 | 0 | 3 | 3 | 8 | 8 |
| 2015-16 | Grand Rapids Griffins | AHL | 74 | 1 | 15 | 16 | 30 | 9 | 2 | 1 | 3 | 0 | 0 |
| 2016-17 | Grand Rapids Griffins | AHL | 62 | 3 | 8 | 11 | 32 | 17 | 1 | 3 | 4 | 12 | 12 |
| | Detroit Red Wings | NHL | 5 | 0 | 0 | 0 | 0 | -- | -- | -- | -- | -- | -- |
| 2017-18 | Grand Rapids Griffins | AHL | 70 | 5 | 10 | 15 | 29 | 5 | 1 | 2 | 3 | 2 | 2 |
| | Detroit Red Wings | NHL | 1 | 0 | 0 | 0 | 0 | -- | -- | -- | -- | -- | -- |
| 2018-19 | Grand Rapids Griffins | AHL | 53 | 1 | 13 | 14 | 33 | 2 | 0 | 1 | 1 | 0 | 0 |
| | Detroit Red Wings | NHL | 4 | 0 | 1 | 1 | 2 | -- | -- | -- | -- | -- | -- |
| 2019-20 | Grand Rapids Griffins | AHL | 47 | 3 | 5 | 8 | 36 | -- | -- | -- | -- | -- | -- |
| | Detroit Red Wings | NHL | 9 | 0 | 1 | 1 | 6 | -- | -- | -- | -- | -- | -- |
| NHL TOTALS | | | 136 | 2 | 13 | 15 | 65 | 8 | 0 | 0 | 0 | 0 | 0 |
| PRO TOTALS | | | 639 | 27 | 95 | 122 | 328 | 83 | 5 | 15 | 20 | 34 | 34 |




GUSTAV LINDSTROM • DEFENSE

BORN OCTOBER 20, 1998 – OSTERVALA, SWEDEN

HEIGHT 6.02 – WEIGHT 190 – SHOOTS RIGHT

Selected by Detroit in the second round (38th overall) of the 2017 NHL Entry Draft

| Season | Team | Lge | REGULAR SEASON | | | | | PLAYOFFS | | | | |
|-------------------|-----------------------|---------|----------------|-----------|-----------|-----------|------------|----------|----------|----------|----------|----------|
| | | | GP | G | A | Pts | PIM | GP | G | A | Pts | PIM |
| 2014-15 | Almtuna IS | Swe-U16 | 1 | 4 | 5 | 9 | 4 | -- | -- | -- | -- | -- |
| | Almtuna IS | Swe-U18 | 39 | 7 | 19 | 25 | 50 | -- | -- | -- | -- | -- |
| | Almtuna IS | Swe-U20 | -- | -- | -- | -- | -- | 4 | 1 | 1 | 2 | 6 |
| 2015-16 | Almtuna IS | Swe-U18 | 20 | 13 | 10 | 23 | 18 | 3 | 0 | 3 | 3 | 4 |
| | Almtuna IS | Swe-U20 | 3 | 0 | 4 | 4 | 2 | 1 | 0 | 0 | 0 | 0 |
| 2016-17 | Almtuna IS | Swe-U20 | 6 | 6 | 4 | 10 | 10 | -- | -- | -- | -- | -- |
| | Almtuna IS | Swe-2 | 48 | 2 | 7 | 9 | 26 | -- | -- | -- | -- | -- |
| | Almtuna IS | Swe-2 | 39 | 6 | 8 | 14 | 34 | 2 | 0 | 0 | 0 | 2 |
| 2017-18 | Frolunda HC | SHL | 40 | 3 | 3 | 6 | 50 | 6 | 0 | 0 | 0 | 0 |
| 2018-19 | Grand Rapids Griffins | AHL | 45 | 0 | 5 | 5 | 26 | -- | -- | -- | -- | -- |
| | Detroit Red Wings | NHL | 16 | 0 | 1 | 1 | 14 | -- | -- | -- | -- | -- |
| NHL TOTALS | | | 16 | 0 | 1 | 1 | 14 | 0 | 0 | 0 | 0 | 0 |
| PRO TOTALS | | | 188 | 11 | 24 | 35 | 150 | 8 | 0 | 0 | 0 | 2 |



ROBERT MASTROSIMONE • CENTER

BORN JANUARY 24, 2001 – EAST ISLIP, NEW YORK

HEIGHT 5.10 – WEIGHT 170 – SHOOTS LEFT

Selected by Detroit in the second round (54th overall) of the 2019 NHL Entry Draft

| Season | Team | Lge | REGULAR SEASON | | | | | PLAYOFFS | | | | |
|---------|----------------------------|---------|----------------|----|----|-----|-----|----------|----|----|-----|-----|
| | | | GP | G | A | Pts | PIM | GP | G | A | Pts | PIM |
| 2014-15 | Long Island Royals U14 | AYHL | 36 | 34 | 35 | 69 | 24 | 4 | 1 | 1 | 2 | 4 |
| 2015-16 | Shattuck St. Mary's U14 | USHS-MN | 61 | 53 | 58 | 111 | 28 | -- | -- | -- | -- | -- |
| 2016-17 | Shattuck St. Mary's U16 | USHS-MN | 41 | 23 | 21 | 44 | 14 | -- | -- | -- | -- | -- |
| 2017-18 | Chicago Steel | USHL | 60 | 16 | 29 | 45 | 44 | 7 | 2 | 2 | 4 | 6 |
| 2018-19 | Chicago Steel | USHL | 54 | 31 | 29 | 60 | 28 | 11 | 7 | 8 | 15 | 4 |
| 2019-20 | Boston University Terriers | HE | 34 | 7 | 10 | 17 | 10 | -- | -- | -- | -- | -- |



DYLAN McILRATH • DEFENSE

BORN APRIL 20, 1992 – WINNIPEG, MANITOBA

HEIGHT 6.05 – WEIGHT 231 – SHOOTS RIGHT

Acquired by Detroit in a trade with Florida on March 1, 2017

| Season | Team | Lge | REGULAR SEASON | | | | | PLAYOFFS | | | | |
|------------|--------------------------|------|----------------|----|----|-----|-----|----------|----|----|-----|-----|
| | | | GP | G | A | Pts | PIM | GP | G | A | Pts | PIM |
| 2007-08 | Winnipeg Warriors U17 | WAAA | 34 | 5 | 17 | 22 | 68 | -- | -- | -- | -- | -- |
| 2008-09 | Moose Jaw Warriors | WHL | 53 | 1 | 3 | 4 | 102 | -- | -- | -- | -- | -- |
| 2009-10 | Moose Jaw Warriors | WHL | 65 | 7 | 17 | 24 | 169 | 7 | 0 | 1 | 1 | 21 |
| 2010-11 | Moose Jaw Warriors | WHL | 62 | 5 | 18 | 23 | 153 | 6 | 0 | 0 | 0 | 15 |
| | Connecticut Whale | AHL | 2 | 0 | 0 | 0 | 7 | -- | -- | -- | -- | -- |
| 2011-12 | Moose Jaw Warriors | WHL | 52 | 3 | 20 | 23 | 127 | 14 | 0 | 6 | 6 | 12 |
| | Connecticut Whale | AHL | -- | -- | -- | -- | -- | 5 | 0 | 0 | 0 | 9 |
| 2012-13 | Connecticut Whale | AHL | 45 | 0 | 5 | 5 | 125 | -- | -- | -- | -- | -- |
| 2013-14 | Hartford Wolf Pack | AHL | 62 | 6 | 11 | 17 | 165 | -- | -- | -- | -- | -- |
| | New York Rangers | NHL | 2 | 0 | 0 | 0 | 7 | -- | -- | -- | -- | -- |
| 2014-15 | Hartford Wolf Pack | AHL | 73 | 6 | 11 | 17 | 165 | 15 | 0 | 2 | 2 | 23 |
| | New York Rangers | NHL | 1 | 0 | 0 | 0 | 9 | -- | -- | -- | -- | -- |
| 2015-16 | New York Rangers | NHL | 34 | 2 | 2 | 4 | 64 | 1 | 0 | 0 | 0 | 0 |
| 2016-17 | New York Rangers | NHL | 1 | 0 | 0 | 0 | 4 | -- | -- | -- | -- | -- |
| | Hartford Wolf Pack | AHL | 4 | 0 | 0 | 0 | 11 | -- | -- | -- | -- | -- |
| | Florida Panthers | NHL | 5 | 1 | 0 | 1 | 10 | -- | -- | -- | -- | -- |
| | Springfield Thunderbirds | AHL | 18 | 1 | 3 | 4 | 28 | -- | -- | -- | -- | -- |
| | Grand Rapids Griffins | AHL | 21 | 0 | 4 | 4 | 42 | 19 | 0 | 5 | 5 | 25 |
| 2017-18 | Grand Rapids Griffins | AHL | 76 | 7 | 10 | 17 | 119 | 5 | 0 | 0 | 0 | 4 |
| 2018-19 | Grand Rapids Griffins | AHL | 52 | 1 | 9 | 10 | 98 | 4 | 0 | 0 | 0 | 10 |
| | Detroit Red Wings | NHL | 7 | 0 | 0 | 0 | 4 | -- | -- | -- | -- | -- |
| 2019-20 | Grand Rapids Griffins | AHL | 44 | 0 | 8 | 8 | 73 | -- | -- | -- | -- | -- |
| | Detroit Red Wings | NHL | 16 | 0 | 0 | 0 | 23 | -- | -- | -- | -- | -- |
| NHL TOTALS | | | 66 | 3 | 2 | 5 | 121 | 1 | 0 | 0 | 0 | 0 |
| PRO TOTALS | | | 463 | 24 | 63 | 87 | 954 | 49 | 0 | 7 | 7 | 71 |



JARED McISAAC • DEFENSE


BORN MARCH 27, 2000 – TRURO, NOVA SCOTIA

HEIGHT 6.01 – WEIGHT 196 – SHOOTS LEFT

Selected by Detroit in the second round (36th overall) of the 2018 NHL Entry Draft

| Season | Team | Lge | REGULAR SEASON | | | | | PLAYOFFS | | | | |
|---------|---------------------------|--------|----------------|----|----|-----|-----|----------|----|----|-----|-----|
| | | | GP | G | A | Pts | PIM | GP | G | A | Pts | PIM |
| 2013-14 | Dartmouth Whalers | NSMBHL | 32 | 12 | 22 | 34 | 30 | -- | -- | -- | -- | -- |
| 2014-15 | Cole Harbour Midget Major | NSMMHL | 32 | 10 | 19 | 29 | 50 | 7 | 2 | 5 | 7 | 6 |
| 2015-16 | Cole Harbour Midget Major | NSMMHL | 33 | 14 | 22 | 36 | 44 | 9 | 3 | 6 | 9 | 32 |
| 2016-17 | Halifax Mooseheads | QMJHL | 59 | 4 | 28 | 32 | 60 | 5 | 0 | 0 | 0 | 2 |
| 2017-18 | Halifax Mooseheads | QMJHL | 65 | 9 | 38 | 47 | 86 | 9 | 0 | 4 | 4 | 8 |
| 2018-19 | Halifax Mooseheads | QMJHL | 53 | 16 | 46 | 62 | 56 | 22 | 2 | 14 | 16 | 38 |
| 2019-20 | Halifax Mooseheads | QMJHL | 3 | 0 | 2 | 2 | 6 | -- | -- | -- | -- | -- |
| | Moncton Wildcats | QMJHL | 25 | 4 | 13 | 17 | 40 | -- | -- | -- | -- | -- |

WAITING IN THE WINGS



COOPER MOORE • DEFENSE

BORN FEBRUARY 16, 2001 – COS COB, CONNECTICUT
HEIGHT 6.01 – WEIGHT 182 – SHOOTS LEFT

Selected by Detroit in the fifth round (128th overall) of the 2019 NHL Entry Draft

| Season | Team | Lge | REGULAR SEASON | | | | | PLAYOFFS | | | | |
|---------|-----------------------|----------|----------------|----|----|-----|-----|----------|----|----|-----|-----|
| | | | GP | G | A | Pts | PIM | GP | G | A | Pts | PIM |
| 2016-17 | Brunswick School | USHS-CT | 32 | 3 | 15 | 18 | -- | -- | -- | -- | -- | -- |
| 2017-18 | Brunswick School | USHS-CT | 33 | 7 | 14 | 21 | -- | -- | -- | -- | -- | -- |
| 2018-19 | Brunswick School | USHS-CT | 28 | 13 | 18 | 31 | -- | -- | -- | -- | -- | -- |
| 2019-20 | Mid-Fairfield Rangers | Minor-CT | 7 | 2 | 1 | 3 | 4 | -- | -- | -- | -- | -- |
| | Chilliwack Chiefs | BCHL | 55 | 12 | 31 | 33 | 77 | 6 | 1 | 2 | 3 | 8 |




THEODOR NIEDERBACH • CENTER

BORN FEBRUARY 25, 2002 – BJASTA, SWEDEN
HEIGHT 5.11 – WEIGHT 172 – SHOOTS RIGHT

Selected by Detroit in the second round (51st overall) of the 2020 NHL Entry Draft

| Season | Team | Lge | REGULAR SEASON | | | | | PLAYOFFS | | | | |
|---------|-------------|---------|------------------------|----|----|-----|-----|----------|----|----|-----|-----|
| | | | GP | G | A | Pts | PIM | GP | G | A | Pts | PIM |
| 2016-17 | KB65 HK | Swe-U18 | 15 | 23 | 20 | 43 | 4 | -- | -- | -- | -- | -- |
| | KB65 HK | Swe-U16 | -- | -- | -- | -- | -- | 4 | 3 | 0 | 3 | 4 |
| 2017-18 | KB65 HK | Swe-U16 | 30 | 46 | 39 | 85 | 40 | 3 | 4 | 2 | 6 | 2 |
| 2018-19 | Frolunda HC | Swe-U18 | DID NOT PLAY (injured) | | | | | -- | -- | -- | -- | -- |
| 2018-19 | Frolunda HC | Swe-U18 | 14 | 11 | 10 | 21 | 31 | 1 | 2 | 2 | 4 | 0 |
| | Frolunda HC | Swe-U20 | 40 | 15 | 33 | 48 | 12 | -- | -- | -- | -- | -- |




RYAN O'REILLY • RIGHT WING

BORN MARCH 21, 2000 – SOUTHLAKE, TEXAS
HEIGHT 6.03 – WEIGHT 205 – SHOOTS RIGHT

Selected by Detroit in the fourth round (98th overall) of the 2018 NHL Entry Draft

| Season | Team | Lge | REGULAR SEASON | | | | | PLAYOFFS | | | | |
|---------|--------------------|-------|----------------|----|----|-----|-----|----------|----|----|-----|-----|
| | | | GP | G | A | Pts | PIM | GP | G | A | Pts | PIM |
| 2013-14 | Little Caesars U13 | HPHL | 3 | 0 | 0 | 0 | 0 | -- | -- | -- | -- | -- |
| 2014-15 | Dallas Stars U14 | T1EHL | 5 | 2 | 1 | 3 | 0 | -- | -- | -- | -- | -- |
| 2015-16 | Dallas Stars U16 | T1EHL | 30 | 14 | 8 | 22 | 0 | 4 | 3 | 2 | 5 | 2 |
| 2016-17 | Dallas Stars U16 | T1EHL | 26 | 23 | 8 | 31 | 8 | 2 | 0 | 0 | 0 | 0 |
| | Madison Capitols | USHL | 7 | 0 | 1 | 1 | 4 | -- | -- | -- | -- | -- |
| 2017-18 | Madison Capitols | USHL | 45 | 21 | 13 | 34 | 8 | -- | -- | -- | -- | -- |
| 2018-19 | Fargo Force | USHL | 41 | 11 | 9 | 20 | 8 | -- | -- | -- | -- | -- |
| | Green Bay Gamblers | USHL | 16 | 3 | 8 | 11 | 4 | -- | -- | -- | -- | -- |
| 2019-20 | Green Bay Gamblers | USHL | 43 | 17 | 15 | 32 | 48 | -- | -- | -- | -- | -- |



CHASE PEARSON • CENTER

BORN AUGUST 23, 1997 – ALPHARETTA, GEORGIA
HEIGHT 6.02 – WEIGHT 200 – SHOOTS LEFT

Selected by Detroit in the fifth round (140th overall) of the 2015 NHL Entry Draft

| Season | Team | Lge | REGULAR SEASON | | | | | PLAYOFFS | | | | |
|------------|-----------------------|-------|----------------|----|----|-----|-----|----------|----|----|-----|-----|
| | | | GP | G | A | Pts | PIM | GP | G | A | Pts | PIM |
| 2012-13 | Atlanta Fire U16 | NAPHL | 22 | 11 | 13 | 24 | 50 | 4 | 4 | 6 | 10 | 10 |
| 2013-14 | Cornwall Colts | CCHL | 39 | 8 | 15 | 23 | 18 | 5 | 0 | 1 | 1 | 2 |
| | Youngstown Phantoms | USHL | 2 | 0 | 0 | 0 | 0 | -- | -- | -- | -- | -- |
| 2014-15 | Youngstown Phantoms | USHL | 57 | 12 | 14 | 26 | 96 | 4 | 0 | 2 | 2 | 0 |
| 2015-16 | Youngstown Phantoms | USHL | 55 | 12 | 38 | 50 | 61 | -- | -- | -- | -- | -- |
| 2016-17 | Maine Black Bears | HE | 36 | 14 | 8 | 22 | 56 | -- | -- | -- | -- | -- |
| 2017-18 | Maine Black Bears | HE | 37 | 7 | 20 | 27 | 42 | -- | -- | -- | -- | -- |
| 2018-19 | Maine Black Bears | HE | 34 | 16 | 13 | 29 | 34 | -- | -- | -- | -- | -- |
| | Grand Rapids Griffins | AHL | 10 | 2 | 0 | 2 | 2 | -- | -- | -- | -- | -- |
| 2019-20 | Grand Rapids Griffins | AHL | 59 | 8 | 14 | 22 | 17 | -- | -- | -- | -- | -- |
| PRO TOTALS | | | 69 | 10 | 14 | 24 | 19 | 0 | 0 | 0 | 0 | 0 |




KEITH PETRUZZELLI • GOALTENDER

BORN FEBRUARY 9, 1999 – WILBRAHAM, MASSACHUSETTS
HEIGHT 6.05 – WEIGHT 185 – CATCHES RIGHT

Selected by Detroit in the third round (88th overall) of the 2017 NHL Entry Draft

| Season | Team | Lge | REGULAR SEASON | | | | | PLAYOFFS | | | | | |
|---------|----------------------------|---------|----------------|----|----|-------|------|----------|----|----|----|------|----|
| | | | GP | W | L | T/SOL | GAA | SO | GP | W | L | GAA | SO |
| 2013-14 | Springfield Cathedral High | USHS-MA | 9 | -- | -- | -- | 1.54 | -- | -- | -- | -- | -- | -- |
| | Boston Jr. Bruins U16 | USPHL | 11 | -- | -- | -- | 1.31 | -- | -- | -- | -- | -- | -- |
| 2014-15 | Springfield Cathedral High | USHS-MA | 22 | -- | -- | -- | 0.99 | -- | -- | -- | -- | -- | -- |
| | Springfield Rifles U16 | MHSL | 3 | -- | -- | -- | 1.31 | -- | -- | -- | -- | -- | -- |
| 2015-16 | Selects Hockey Academy U18 | USPHL | 22 | 21 | 1 | 0 | 1.13 | 9 | 3 | 3 | 0 | 1.59 | 1 |
| 2016-17 | Muskegon Lumberjacks | USHL | 35 | 22 | 10 | 1 | 2.40 | 2 | 2 | 0 | 1 | 2.61 | 0 |
| 2017-18 | Quinnipiac Bobcats | ECAC | 17 | 5 | 6 | 2 | 2.88 | 0 | -- | -- | -- | -- | -- |
| 2018-19 | Quinnipiac Bobcats | ECAC | 14 | 8 | 3 | 0 | 2.42 | 3 | -- | -- | -- | -- | -- |
| 2019-20 | Quinnipiac Bobcats | ECAC | 34 | 21 | 10 | 2 | 2.01 | 3 | -- | -- | -- | -- | -- |



ETHAN PHILLIPS • CENTER

BORN MAY 7, 2001 – DARTMOUTH, NOVA SCOTIA
HEIGHT 5.09 – WEIGHT 160 – SHOOTS RIGHT

Selected by Detroit in the fourth round (97th overall) of the 2019 NHL Entry Draft

| Season | Team | Lge | REGULAR SEASON | | | | | PLAYOFFS | | | | |
|---------|----------------------------|----------|----------------|----|----|-----|-----|----------|----|----|-----|-----|
| | | | GP | G | A | Pts | PIM | GP | G | A | Pts | PIM |
| 2014-15 | Dartmouth Whalers | NSMBHL | 28 | 9 | 13 | 22 | 10 | 2 | 1 | 0 | 1 | 0 |
| 2015-16 | Halifax ACCEL Hawks | NSMBHL | 33 | 23 | 33 | 56 | 12 | 2 | 3 | 1 | 4 | 0 |
| 2016-17 | South Kent School U15 | Minor-CT | 47 | 30 | 31 | 61 | -- | -- | -- | -- | -- | -- |
| 2017-18 | South Kent School U16 | Minor-CT | 45 | 31 | 37 | 68 | -- | -- | -- | -- | -- | -- |
| | South Kent School U16 | USPHL | 5 | 6 | 4 | 10 | 0 | 4 | 3 | 4 | 7 | 0 |
| 2018-19 | South Kent School U18 | Minor-CT | 21 | 9 | 10 | 19 | 8 | -- | -- | -- | -- | -- |
| | Sioux Falls Stampede | USHL | 50 | 16 | 27 | 43 | 16 | 6 | 1 | 4 | 5 | 2 |
| 2019-20 | Boston University Terriers | HE | 31 | 2 | 8 | 10 | 8 | -- | -- | -- | -- | -- |

WAITING IN THE WINGS



CALVIN PICKARD • GOALTENDER

BORN APRIL 15, 1992 – MONCTON, NEW BRUNSWICK

HEIGHT 6.01 – WEIGHT 210 – CATCHES LEFT

Selected by Detroit as a free agent on July 1, 2019

| | | REGULAR SEASON | | | | | | PLAYOFFS | | | | | |
|------------|-----------------------|----------------|-----|-----|-----|-------|------|----------|----|----|----|------|----|
| Season | Team | Lge | GP | W | L | T/SOL | GAA | SO | GP | W | L | GAA | SO |
| 2005-06 | Winnipeg Monarchs U15 | WAAA | 15 | 11 | 2 | 0 | 2.04 | 2 | -- | -- | -- | -- | -- |
| 2006-07 | Winnipeg Monarchs U15 | WAAA | 15 | 11 | 2 | 1 | 2.50 | 1 | -- | -- | -- | -- | -- |
| 2007-08 | Winnipeg Wild U18 | MMHL | 40 | -- | -- | -- | 1.91 | 3 | 4 | 2 | 2 | 2.75 | 0 |
| 2008-09 | Seattle Thunderbirds | WHL | 47 | 23 | 16 | 5 | 3.05 | 3 | 5 | 1 | 4 | 3.03 | 0 |
| 2009-10 | Seattle Thunderbirds | WHL | 62 | 16 | 34 | 12 | 3.09 | 3 | -- | -- | -- | -- | -- |
| 2010-11 | Seattle Thunderbirds | WHL | 68 | 27 | 33 | 8 | 3.36 | 1 | -- | -- | -- | -- | -- |
| 2011-12 | Seattle Thunderbirds | WHL | 64 | 25 | 37 | 2 | 3.59 | 5 | -- | -- | -- | -- | -- |
| | Lake Erie Monsters | AHL | 2 | 1 | 0 | 0 | 3.12 | 0 | -- | -- | -- | -- | -- |
| 2012-13 | Lake Erie Monsters | AHL | 47 | 20 | 19 | 5 | 2.47 | 5 | -- | -- | -- | -- | -- |
| 2013-14 | Lake Erie Monsters | AHL | 43 | 16 | 18 | 7 | 2.85 | 2 | -- | -- | -- | -- | -- |
| 2014-15 | Lake Erie Monsters | AHL | 50 | 23 | 17 | 9 | 2.61 | 3 | -- | -- | -- | -- | -- |
| | Colorado Avalanche | NHL | 16 | 6 | 7 | 3 | 2.35 | 0 | -- | -- | -- | -- | -- |
| 2015-16 | San Antonio Rampage | AHL | 21 | 9 | 8 | 4 | 2.75 | 1 | -- | -- | -- | -- | -- |
| | Colorado Avalanche | NHL | 20 | 7 | 6 | 1 | 2.56 | 1 | -- | -- | -- | -- | -- |
| 2016-17 | Colorado Avalanche | NHL | 50 | 15 | 31 | 2 | 2.98 | 2 | -- | -- | -- | -- | -- |
| 2017-18 | Toronto Marlies | AHL | 33 | 21 | 9 | 1 | 2.31 | 1 | 3 | 1 | 0 | 1.00 | 0 |
| | Toronto Maple Leafs | NHL | 1 | 0 | 0 | 1 | 2.83 | 0 | -- | -- | -- | -- | -- |
| 2018-19 | Philadelphia Flyers | NHL | 11 | 4 | 2 | 2 | 4.01 | 1 | -- | -- | -- | -- | -- |
| | Arizona Coyotes | NHL | 6 | 0 | 4 | 0 | 3.61 | 0 | -- | -- | -- | -- | -- |
| | Tucson Roadrunners | AHL | 4 | 3 | 0 | 0 | 3.47 | 0 | -- | -- | -- | -- | -- |
| 2019-20 | Grand Rapids Griffins | AHL | 33 | 17 | 12 | 4 | 2.86 | 3 | -- | -- | -- | -- | -- |
| | Detroit Red Wings | NHL | 3 | 0 | 2 | 0 | 5.46 | 0 | -- | -- | -- | -- | -- |
| NHL TOTALS | | | 107 | 32 | 52 | 9 | 3.00 | 4 | 0 | 0 | 0 | 0.00 | 0 |
| PRO TOTALS | | | 340 | 142 | 135 | 28 | 2.48 | 19 | 3 | 1 | 0 | 1.00 | 0 |



MICHAEL RASMUSSEN • CENTER

BORN APRIL 17, 1999 – SURREY, BRITISH COLUMBIA

HEIGHT 6.06 – WEIGHT 229 – SHOOTS LEFT

Selected by Detroit in the first round (9th overall) of the 2017 NHL Entry Draft

| Season | Team | Lge | REGULAR SEASON | | | | | PLAYOFFS | | | | |
|------------|-----------------------|-------|----------------|----|----|-----|-----|----------|----|----|-----|-----|
| | | | GP | G | A | Pts | PIM | GP | G | A | Pts | PIM |
| 2013-14 | Okanagan HA U15 | OMAHA | 59 | 41 | 46 | 87 | 123 | -- | -- | -- | -- | -- |
| | Okanagan HA Elite U15 | CSSHL | 2 | 1 | 0 | 1 | 0 | -- | -- | -- | -- | -- |
| 2014-15 | Okanagan HA White U18 | CSSHL | 28 | 27 | 23 | 50 | 36 | 3 | 3 | 5 | 8 | 4 |
| | Penticton Vees | BCHL | 1 | 0 | 0 | 0 | 0 | -- | -- | -- | -- | -- |
| | Tri-City Americans | WHL | 1 | 0 | 0 | 0 | 2 | 3 | 0 | 0 | 0 | 0 |
| 2015-16 | Tri-City Americans | WHL | 63 | 18 | 25 | 43 | 37 | -- | -- | -- | -- | -- |
| 2016-17 | Tri-City Americans | WHL | 50 | 32 | 23 | 55 | 50 | -- | -- | -- | -- | -- |
| 2017-18 | Tri-City Americans | WHL | 47 | 31 | 28 | 59 | 40 | 14 | 16 | 17 | 33 | 4 |
| 2018-19 | Detroit Red Wings | NHL | 62 | 8 | 10 | 18 | 29 | -- | -- | -- | -- | -- |
| | Grand Rapids Griffins | AHL | 3 | 2 | 0 | 2 | 0 | -- | -- | -- | -- | -- |
| 2019-20 | Grand Rapids Griffins | AHL | 35 | 7 | 15 | 22 | 20 | -- | -- | -- | -- | -- |
| NHL TOTALS | | | 62 | 8 | 10 | 18 | 29 | 0 | 0 | 0 | 0 | 0 |
| PRO TOTALS | | | 100 | 17 | 25 | 42 | 49 | 0 | 0 | 0 | 0 | 0 |

WAITING IN THE WINGS



LUCAS RAYMOND • RIGHT WING

BORN MARCH 28, 2002 – GOTHENBURG, SWEDEN

HEIGHT 5.10 – WEIGHT 183 – SHOOTS RIGHT

Selected by Detroit in the first round (4th overall) of the 2020 NHL Entry Draft

| Season | Team | Lge | REGULAR SEASON | | | | | PLAYOFFS | | | | |
|------------|-------------|---------|----------------|----|----|-----|-----|----------|----|----|-----|-----|
| | | | GP | G | A | Pts | PIM | GP | G | A | Pts | PIM |
| 2014-15 | Frolunda HC | Swe-U16 | 17 | 7 | 10 | 17 | 4 | -- | -- | -- | -- | -- |
| 2015-16 | Frolunda HC | Swe-U16 | 25 | 27 | 35 | 62 | 24 | -- | -- | -- | -- | -- |
| 2016-17 | Frolunda HC | Swe-U16 | 23 | 27 | 25 | 52 | 18 | -- | -- | -- | -- | -- |
| | Frolunda HC | Swe-U18 | 18 | 11 | 10 | 21 | 2 | 1 | 1 | 0 | 1 | 0 |
| 2017-18 | Frolunda HC | Swe-U16 | 7 | 10 | 10 | 20 | 14 | -- | -- | -- | -- | -- |
| | Frolunda HC | Swe-U18 | 33 | 27 | 36 | 63 | 18 | 7 | 6 | 2 | 8 | 2 |
| | Frolunda HC | Swe-U20 | 8 | 0 | 0 | 0 | 2 | -- | -- | -- | -- | -- |
| 2018-19 | Frolunda HC | Swe-U18 | -- | -- | -- | -- | -- | 5 | 5 | 4 | 9 | 4 |
| | Frolunda HC | Swe-U20 | 37 | 13 | 35 | 48 | 24 | 6 | 4 | 5 | 9 | 4 |
| | Frolunda HC | SHL | 10 | 2 | 0 | 2 | 0 | -- | -- | -- | -- | -- |
| 2019-20 | Frolunda HC | Swe-U20 | 9 | 3 | 11 | 14 | 6 | -- | -- | -- | -- | -- |
| | Frolunda HC | SHL | 33 | 4 | 6 | 10 | 4 | -- | -- | -- | -- | -- |
| PRO TOTALS | | | 43 | 6 | 6 | 12 | 4 | 0 | 0 | 0 | 0 | 0 |



DONOVAN SEBRANGO • DEFENSE

BORN JANUARY 12, 2002 – KINGSTON, ONTARIO

HEIGHT 6.00 – WEIGHT 184 – SHOOTS LEFT

Selected by Detroit in the third round (63rd overall) of the 2020 NHL Entry Draft

| Season | Team | Lge | REGULAR SEASON | | | | | PLAYOFFS | | | | |
|---------|---------------------|------|----------------|---|----|-----|-----|----------|----|----|-----|-----|
| | | | GP | G | A | Pts | PIM | GP | G | A | Pts | PIM |
| 2015-16 | CIHA Voyageurs U15 | HEO | 29 | 4 | 7 | 11 | 14 | -- | -- | -- | -- | -- |
| 2016-17 | CIHA Voyageurs U15 | HEO | 30 | 4 | 25 | 29 | 56 | -- | -- | -- | -- | -- |
| | CIHA White U18 | HEO | 9 | 0 | 3 | 3 | 4 | 6 | 0 | 3 | 3 | 0 |
| 2017-18 | CIHA White U18 | HEO | 30 | 5 | 20 | 25 | 20 | 6 | 3 | 2 | 5 | 4 |
| | Ottawa Jr. Senators | CCHL | 4 | 0 | 0 | 0 | 0 | -- | -- | -- | -- | -- |
| 2018-19 | Kitchener Rangers | OHL | 62 | 7 | 19 | 26 | 54 | 4 | 0 | 0 | 0 | 2 |
| 2019-20 | Kitchener Rangers | OHL | 56 | 6 | 24 | 30 | 33 | -- | -- | -- | -- | -- |



MORITZ SEIDER • DEFENSE

BORN APRIL 6, 2001 – ZELL, GERMANY

HEIGHT 6.04 – WEIGHT 203 – SHOTS RIGHT

Selected by Detroit in the first round (6th overall) of the 2019 NHL Entry Draft

| Season | Team | Lge | REGULAR SEASON | | | | | PLAYOFFS | | | | |
|------------|-----------------------|---------|----------------|----|----|-----|-----|----------|----|----|-----|-----|
| | | | GP | G | A | Pts | PIM | GP | G | A | Pts | PIM |
| 2013-14 | EHC Erfurt | Ger-U16 | 21 | 12 | 11 | 23 | 16 | -- | -- | -- | -- | -- |
| 2014-15 | EHC Erfurt | Ger-U16 | 32 | 24 | 28 | 52 | 14 | -- | -- | -- | -- | -- |
| 2015-16 | Jungadler Mannheim | Ger-U16 | 32 | 13 | 13 | 26 | 10 | 5 | 0 | 1 | 1 | 14 |
| 2016-17 | Jungadler Mannheim | Ger-U16 | 11 | 6 | 7 | 13 | 10 | -- | -- | -- | -- | -- |
| | Jungadler Mannheim | Ger-U19 | 22 | 4 | 8 | 12 | 18 | 4 | 0 | 1 | 1 | 0 |
| 2017-18 | Jungadler Mannheim | Ger-U19 | 26 | 10 | 17 | 27 | 4 | -- | -- | -- | -- | -- |
| | Adler Mannheim | DEL | 4 | 0 | 0 | 0 | 0 | -- | -- | -- | -- | -- |
| 2018-19 | Adler Mannheim | DEL | 29 | 2 | 4 | 6 | 8 | 14 | 0 | 5 | 5 | 0 |
| 2019-20 | Grand Rapids Griffins | AHL | 49 | 2 | 20 | 22 | 28 | -- | -- | -- | -- | -- |
| PRO TOTALS | | | 82 | 4 | 24 | 28 | 36 | 14 | 0 | 5 | 5 | 0 |



MALTE SETKOV • DEFENSE

BORN JANUARY 14, 1999 – RODOVRE, DENMARK

HEIGHT 6.07 – WEIGHT 209 – SHOOTS LEFT

Selected by Detroit in the fourth round (100th overall) of the 2017 NHL Entry Draft

| Season | Team | Lge | REGULAR SEASON | | | | | PLAYOFFS | | | | |
|------------|------------------|---------|----------------|---|----|-----|-----|----------|----|----|-----|-----|
| | | | GP | G | A | Pts | PIM | GP | G | A | Pts | PIM |
| 2013-14 | Rodovre | Den-U17 | 12 | 0 | 1 | 1 | 6 | 8 | 0 | 0 | 0 | 2 |
| | Rodovre | Den-U18 | 9 | 1 | 1 | 2 | 10 | -- | -- | -- | -- | -- |
| 2014-15 | Malmo Redhawks | Swe-U16 | 20 | 4 | 4 | 8 | 16 | -- | -- | -- | -- | -- |
| | Malmo Redhawks | Swe-U18 | 2 | 0 | 0 | 0 | 2 | -- | -- | -- | -- | -- |
| 2015-16 | Malmo Redhawks | Swe-U18 | 32 | 1 | 8 | 9 | 10 | -- | -- | -- | -- | -- |
| | Malmo Redhawks | Swe-U20 | 2 | 0 | 0 | 0 | 0 | -- | -- | -- | -- | -- |
| 2016-17 | Malmo Redhawks | Swe-U18 | 10 | 4 | 5 | 9 | 10 | 4 | 0 | 0 | 0 | 2 |
| | Malmo Redhawks | Swe-U20 | 38 | 2 | 10 | 12 | 18 | 2 | 0 | 0 | 0 | 0 |
| 2017-18 | Malmo Redhawks | Swe-U20 | 14 | 1 | 5 | 6 | 14 | -- | -- | -- | -- | -- |
| | Malmo Redhawks | SHL | 1 | 0 | 0 | 0 | 0 | 3 | 0 | 0 | 0 | 0 |
| 2018-19 | IK Pantern | Swe-2 | 26 | 0 | 2 | 2 | 8 | 3 | 0 | 2 | 2 | 4 |
| | Malmo Redhawks | Swe-U20 | 13 | 2 | 8 | 10 | 2 | 2 | 0 | 0 | 0 | 4 |
| 2019-20 | Malmo Redhawks | SHL | 13 | 0 | 0 | 0 | 2 | 2 | 1 | 0 | 1 | 0 |
| | IK Pantern | Swe-2 | 16 | 0 | 5 | 5 | 4 | -- | -- | -- | -- | -- |
| 2019-20 | Malmo Redhawks | SHL | 29 | 1 | 2 | 3 | 8 | -- | -- | -- | -- | -- |
| | Kristianstads IK | Swe-2 | 25 | 5 | 5 | 10 | 18 | -- | -- | -- | -- | -- |
| PRO TOTALS | | | 110 | 6 | 14 | 20 | 40 | 5 | 1 | 2 | 3 | 4 |



GIVANI SMITH • RIGHT WING


BORN FEBRUARY 27, 1998 – TORONTO, ONTARIO

HEIGHT 6.02 – WEIGHT 210 – SHOOTS LEFT

Selected by Detroit in the second round (46th overall) of the 2016 NHL Entry Draft

| Season | Team | Lge | REGULAR SEASON | | | | | PLAYOFFS | | | | |
|------------|--------------------------|------|----------------|----|----|-----|-----|----------|----|----|-----|-----|
| | | | GP | G | A | Pts | PIM | GP | G | A | Pts | PIM |
| 2013-14 | Mississauga Senators U16 | GTHL | 26 | 9 | 8 | 17 | 71 | 7 | 4 | 4 | 8 | 4 |
| 2014-15 | Barrie Colts | OHL | 31 | 0 | 4 | 4 | 20 | -- | -- | -- | -- | -- |
| | Guelph Storm | OHL | 30 | 7 | 8 | 15 | 56 | 9 | 2 | 3 | 5 | 10 |
| 2015-16 | Guelph Storm | OHL | 65 | 23 | 19 | 42 | 146 | -- | -- | -- | -- | -- |
| 2016-17 | Guelph Storm | OHL | 64 | 26 | 18 | 44 | 139 | -- | -- | -- | -- | -- |
| | Grand Rapids Griffins | AHL | 3 | 0 | 0 | 0 | 2 | -- | -- | -- | -- | -- |
| 2017-18 | Guelph Storm | OHL | 19 | 8 | 3 | 11 | 14 | -- | -- | -- | -- | -- |
| | Kitchener Rangers | OHL | 27 | 9 | 10 | 19 | 36 | 18 | 11 | 7 | 18 | 22 |
| 2018-19 | Grand Rapids Griffins | AHL | 64 | 6 | 7 | 13 | 86 | 4 | 0 | 2 | 2 | 9 |
| 2019-20 | Grand Rapids Griffins | AHL | 37 | 9 | 10 | 19 | 75 | -- | -- | -- | -- | -- |
| | Detroit Red Wings | NHL | 21 | 2 | 1 | 3 | 9 | -- | -- | -- | -- | -- |
| NHL TOTALS | | | 21 | 2 | 1 | 3 | 9 | 0 | 0 | 0 | 0 | 0 |
| PRO TOTALS | | | 125 | 17 | 18 | 35 | 172 | 4 | 0 | 2 | 2 | 9 |

WAITING IN THE WINGS



ELMER SODERBLOM • CENTER

BORN JULY 5, 2001 – GOTHENBURG, SWEDEN

HEIGHT 6.07 – WEIGHT 220 – SHOOTS LEFT

Selected by Detroit in the sixth round (159th overall) of the 2019 NHL Entry Draft

| Season | Team | Lge | REGULAR SEASON | | | | | PLAYOFFS | | | | |
|-------------------|---------------|---------|----------------|----------|----------|----------|----------|----------|----------|----------|----------|----------|
| | | | GP | G | A | Pts | PIM | GP | G | A | Pts | PIM |
| 2014-15 | Frolunda HC | Swe-U16 | 12 | 9 | 1 | 10 | 10 | -- | -- | -- | -- | -- |
| 2015-16 | Frolunda HC | Swe-U16 | 34 | 23 | 9 | 31 | 29 | -- | -- | -- | -- | -- |
| 2016-17 | Frolunda HC | Swe-U16 | 32 | 30 | 21 | 51 | 10 | -- | -- | -- | -- | -- |
| | Frolunda HC | Swe-U18 | 14 | 0 | 5 | 5 | 2 | -- | -- | -- | -- | -- |
| 2017-18 | Frolunda HC | Swe-U18 | 33 | 23 | 19 | 42 | 10 | 7 | 4 | 1 | 5 | 2 |
| | Frolunda HC | Swe-U20 | 3 | 0 | 0 | 0 | 0 | -- | -- | -- | -- | -- |
| 2018-19 | Frolunda HC | Swe-U18 | 11 | 3 | 3 | 6 | 2 | 7 | 4 | 2 | 6 | 0 |
| | Frolunda HC | Swe-U20 | 44 | 9 | 8 | 17 | 12 | 6 | 4 | 0 | 4 | 2 |
| 2019-20 | Frolunda HC | Swe-U20 | 36 | 29 | 26 | 55 | 10 | -- | -- | -- | -- | -- |
| | Frolunda HC | SHL | 10 | 0 | 0 | 0 | 2 | -- | -- | -- | -- | -- |
| | Tingsryds AIF | Swe-2 | 5 | 0 | 0 | 0 | 4 | -- | -- | -- | -- | -- |
| PRO TOTALS | | | 15 | 0 | 0 | 0 | 6 | 0 | 0 | 0 | 0 | 0 |



SAM STANGE • RIGHT WING

BORN APRIL 20, 2001 – EAU CLAIRE, WISCONSIN

HEIGHT 6.01 – WEIGHT 200 – SHOTS RIGHT

Selected by Detroit in the fourth round (97th overall) of the 2020 NHL Entry Draft

| Season | Team | Lge | REGULAR SEASON | | | | | PLAYOFFS | | | | |
|---------|-----------------------|---------|----------------|----|----|-----|-----|----------|----|----|-----|-----|
| | | | GP | G | A | Pts | PIM | GP | G | A | Pts | PIM |
| 2015-16 | Eau Claire North High | USHS-WI | 23 | 3 | 9 | 12 | 2 | 3 | 0 | 2 | 2 | 0 |
| 2016-17 | Eau Claire North High | USHS-WI | 24 | 13 | 30 | 43 | 0 | 2 | 2 | 3 | 5 | 0 |
| | Team Wisconsin U15 | NAPHL | 5 | 4 | 5 | 9 | 2 | -- | -- | -- | -- | -- |
| 2017-18 | Eau Claire North High | USHS-WI | 24 | 36 | 23 | 59 | 10 | -- | -- | -- | -- | -- |
| | Sioux City Musketeers | USHL | 2 | 0 | 0 | 0 | 0 | -- | -- | -- | -- | -- |
| 2018-19 | Eau Claire North High | USHS-WI | 24 | 31 | 36 | 67 | 14 | -- | -- | -- | -- | -- |
| | Team Wisconsin | UMHSEHL | 20 | 9 | 9 | 18 | 4 | 3 | 1 | 2 | 3 | 0 |
| | Sioux City Musketeers | USHL | 8 | 1 | 1 | 2 | 0 | -- | -- | -- | -- | -- |
| 2019-20 | Sioux City Musketeers | USHL | 44 | 24 | 18 | 42 | 4 | -- | -- | -- | -- | -- |
| | Sioux Falls Stampede | USHL | 4 | 2 | 1 | 3 | 0 | -- | -- | -- | -- | -- |

WAITING IN THE WINGS




EVGENY SVECHNIKOV • LEFT WING

BORN OCTOBER 13, 1996 – YUZHNO-SAKHALINSK, RUSSIA
HEIGHT 6.03 – WEIGHT 208 – SHOOTS LEFT

Selected by Detroit in the first round (19th overall) of the 2015 NHL Entry Draft

| Season | Team | Lge | REGULAR SEASON | | | | | PLAYOFFS | | | | |
|------------|------------------------------|-------|------------------------|----|----|-----|-----|----------|----|----|-----|-----|
| | | | GP | G | A | Pts | PIM | GP | G | A | Pts | PIM |
| 2012-13 | Bars Kazan | MHL | 34 | 9 | 9 | 18 | 34 | 4 | 1 | 1 | 2 | 2 |
| | Irbis Kazan | MHL-B | 6 | 2 | 2 | 4 | 6 | -- | -- | -- | -- | -- |
| 2013-14 | Bars Kazan | MHL | 29 | 14 | 13 | 27 | 68 | 6 | 4 | 1 | 5 | 14 |
| | Ak Bars Kazan | KHL | 3 | 0 | 0 | 0 | 0 | -- | -- | -- | -- | -- |
| 2014-15 | Cape Breton Screaming Eagles | QMJHL | 55 | 32 | 46 | 78 | 70 | 7 | 1 | 6 | 7 | 14 |
| 2015-16 | Cape Breton Screaming Eagles | QMJHL | 50 | 32 | 47 | 79 | 97 | 13 | 4 | 11 | 15 | 8 |
| | Grand Rapids Griffins | AHL | -- | -- | -- | -- | -- | 2 | 0 | 1 | 1 | 0 |
| 2016-17 | Grand Rapids Griffins | AHL | 74 | 20 | 31 | 51 | 62 | 19 | 5 | 7 | 12 | 20 |
| | Detroit Red Wings | NHL | 2 | 0 | 0 | 0 | 0 | -- | -- | -- | -- | -- |
| 2017-18 | Grand Rapids Griffins | AHL | 57 | 7 | 16 | 23 | 58 | 5 | 1 | 0 | 1 | 4 |
| | Detroit Red Wings | NHL | 14 | 2 | 2 | 4 | 8 | -- | -- | -- | -- | -- |
| 2018-19 | Grand Rapids Griffins | AHL | DID NOT PLAY (injured) | | | | | -- | -- | -- | -- | -- |
| 2019-20 | Grand Rapids Griffins | AHL | 51 | 11 | 14 | 25 | 61 | -- | -- | -- | -- | -- |
| | Detroit Red Wings | NHL | 4 | 0 | 0 | 0 | 2 | -- | -- | -- | -- | -- |
| NHL TOTALS | | | 20 | 2 | 2 | 4 | 10 | 0 | 0 | 0 | 0 | 0 |
| PRO TOTALS | | | 205 | 40 | 63 | 103 | 191 | 26 | 6 | 8 | 14 | 24 |




ANTTI TUOMISTO • DEFENSE

BORN JANUARY 20, 2001 – PORI, FINLAND
HEIGHT 6.05 – WEIGHT 205 – SHOOTS RIGHT

Selected by Detroit in the second round (35th overall) of the 2019 NHL Entry Draft

| Season | Team | Lge | REGULAR SEASON | | | | | PLAYOFFS | | | | |
|---------|-------|---------|----------------|----|----|-----|-----|----------|----|----|-----|-----|
| | | | GP | G | A | Pts | PIM | GP | G | A | Pts | PIM |
| 2015-16 | Assat | Fin-U16 | 37 | 4 | 22 | 26 | 39 | -- | -- | -- | -- | -- |
| 2016-17 | Assat | Fin-U16 | 22 | 3 | 20 | 23 | 6 | -- | -- | -- | -- | -- |
| | Assat | Fin-U18 | 18 | 3 | 5 | 8 | 8 | -- | -- | -- | -- | -- |
| 2017-18 | Assat | Fin-U17 | 1 | 0 | 0 | 0 | 4 | -- | -- | -- | -- | -- |
| | Assat | Fin-U18 | 28 | 9 | 40 | 49 | 70 | -- | -- | -- | -- | -- |
| 2018-19 | Assat | Fin-U20 | 18 | 1 | 2 | 3 | 6 | -- | -- | -- | -- | -- |
| | Assat | Fin-U18 | 2 | 1 | 0 | 1 | 2 | 5 | 1 | 1 | 2 | 6 |
| 2019-20 | Assat | Fin-U20 | 45 | 9 | 26 | 35 | 49 | -- | -- | -- | -- | -- |
| | Assat | Fin-U20 | 48 | 15 | 34 | 49 | 44 | 1 | 0 | 0 | 0 | 0 |

WAITING IN THE WINGS




DOMINIC TURGEON • CENTER

BORN FEBRUARY 25, 1996 – CHERRY HILLS VILLAGE, COLORADO

HEIGHT 6.02 – WEIGHT 199 – SHOOTS LEFT

Selected by Detroit in the third round (63rd overall) of the 2014 NHL Entry Draft

| Season | Team | Lge | REGULAR SEASON | | | | | PLAYOFFS | | | | |
|------------|---------------------------|------|----------------|----|----|-----|-----|----------|----|----|-----|-----|
| | | | GP | G | A | Pts | PIM | GP | G | A | Pts | PIM |
| 2011-12 | Colorado Thunderbirds U16 | TEHL | 40 | 25 | 15 | 40 | 4 | -- | -- | -- | -- | -- |
| | Portland Winterhawks | WHL | 1 | 0 | 0 | 0 | 0 | -- | -- | -- | -- | -- |
| 2012-13 | Portland Winterhawks | WHL | 54 | 3 | 5 | 8 | 2 | 5 | 0 | 0 | 0 | 0 |
| 2013-14 | Portland Winterhawks | WHL | 65 | 10 | 21 | 31 | 31 | 21 | 2 | 6 | 8 | 18 |
| 2014-15 | Portland Winterhawks | WHL | 67 | 18 | 25 | 43 | 36 | 17 | 8 | 1 | 9 | 0 |
| 2015-16 | Portland Winterhawks | WHL | 72 | 36 | 34 | 70 | 22 | 2 | 0 | 1 | 1 | 0 |
| 2016-17 | Grand Rapids Griffins | AHL | 71 | 6 | 12 | 18 | 6 | 19 | 1 | 1 | 2 | 2 |
| 2017-18 | Grand Rapids Griffins | AHL | 69 | 14 | 18 | 32 | 23 | -- | -- | -- | -- | -- |
| | Detroit Red Wings | NHL | 5 | 0 | 0 | 0 | 2 | -- | -- | -- | -- | -- |
| 2018-19 | Grand Rapids Griffins | AHL | 72 | 6 | 14 | 20 | 41 | 3 | 1 | 2 | 3 | 0 |
| | Detroit Red Wings | NHL | 4 | 0 | 0 | 0 | 0 | -- | -- | -- | -- | -- |
| 2019-20 | Grand Rapids Griffins | AHL | 63 | 10 | 13 | 23 | 4 | -- | -- | -- | -- | -- |
| NHL TOTALS | | | 9 | 0 | 0 | 0 | 2 | 0 | 0 | 0 | 0 | 0 |
| PRO TOTALS | | | 284 | 36 | 57 | 93 | 74 | 22 | 2 | 3 | 5 | 2 |



KIRILL TYUTYAYEV • LEFT WING

BORN AUGUST 8, 2000 – YEKATERINBURG, RUSSIA

HEIGHT 5.09 – WEIGHT 146 – SHOOTS LEFT

Selected by Detroit in the seventh round (190th overall) of the 2019 NHL Entry Draft

| Season | Team | Lge | REGULAR SEASON | | | | | PLAYOFFS | | | | |
|------------|----------------------------|---------|----------------|----|----|-----|-----|----------|----|----|-----|-----|
| | | | GP | G | A | Pts | PIM | GP | G | A | Pts | PIM |
| 2015-16 | Spartakovets Yekaterinburg | Rus-U16 | 32 | 13 | 19 | 32 | 8 | -- | -- | -- | -- | -- |
| 2016-17 | Spartakovets Yekaterinburg | Rus-U17 | 36 | 17 | 42 | 59 | 10 | -- | -- | -- | -- | -- |
| 2017-18 | Spartakovets Yekaterinburg | Rus-U18 | 31 | 47 | 67 | 114 | 31 | -- | -- | -- | -- | -- |
| | Avto Yekaterinburg | MHL | 2 | 1 | 0 | 1 | 0 | -- | -- | -- | -- | -- |
| 2018-19 | Avto Yekaterinburg | MHL | 60 | 19 | 41 | 60 | 12 | 20 | 5 | 9 | 14 | 8 |
| 2019-20 | Avto Yekaterinburg | MHL | 6 | 2 | 6 | 8 | 6 | 5 | 1 | 2 | 3 | 6 |
| | Gornyak Uchaly | VHL | 27 | 3 | 17 | 20 | 2 | 5 | 0 | 2 | 2 | 0 |
| PRO TOTALS | | | 27 | 3 | 17 | 20 | 2 | 5 | 0 | 2 | 2 | 0 |



JOE VELENO • CENTER

BORN JANUARY 13, 2000 – MONTREAL, QUEBEC

HEIGHT 6.01 – WEIGHT 198 – SHOOTS LEFT

Selected by Detroit in the first round (30th overall) of the 2018 NHL Entry Draft

| Season | Team | Lge | REGULAR SEASON | | | | | PLAYOFFS | | | | |
|------------|--------------------------|-------|----------------|----|----|-----|-----|----------|----|----|-----|-----|
| | | | GP | G | A | Pts | PIM | GP | G | A | Pts | PIM |
| 2013-14 | Lac St-Louis Lions | QBAAA | 27 | 18 | 18 | 36 | 22 | 3 | 1 | 1 | 2 | 4 |
| 2014-15 | Lac St-Louis Lions | QMAAA | 41 | 16 | 36 | 52 | 57 | 12 | 2 | 2 | 4 | 12 |
| 2015-16 | Saint John Sea Dogs | QMJHL | 62 | 13 | 30 | 43 | 21 | 17 | 6 | 1 | 7 | 8 |
| 2016-17 | Saint John Sea Dogs | QMJHL | 45 | 13 | 27 | 40 | 18 | 18 | 8 | 3 | 11 | 4 |
| 2017-18 | Saint John Sea Dogs | QMJHL | 31 | 6 | 25 | 31 | 26 | -- | -- | -- | -- | -- |
| | Drummondville Voltigeurs | QMJHL | 33 | 16 | 32 | 48 | 22 | 10 | 5 | 6 | 11 | 10 |
| 2018-19 | Drummondville Voltigeurs | QMJHL | 59 | 42 | 62 | 104 | 19 | 16 | 8 | 9 | 17 | 12 |
| 2019-20 | Grand Rapids Griffins | AHL | 54 | 11 | 12 | 23 | 18 | -- | -- | -- | -- | -- |
| PRO TOTALS | | | 15 | 0 | 0 | 0 | 6 | 0 | 0 | 0 | 0 | 0 |



EEMIL VIRO • DEFENSE

BORN APRIL 3, 2002 – VANTAA, FINLAND

HEIGHT 6.00 – WEIGHT 168 – SHOOTS LEFT

Selected by Detroit in the third round (70th overall) of the 2020 NHL Entry Draft

| Season | Team | Lge | REGULAR SEASON | | | | | PLAYOFFS | | | | |
|------------|------|----------|----------------|----|----|-----|-----|----------|----|----|-----|-----|
| | | | GP | G | A | Pts | PIM | GP | G | A | Pts | PIM |
| 2016-17 | TPS | Fin-U16 | 1 | 0 | 0 | 0 | 0 | 2 | 0 | 0 | 0 | 2 |
| 2017-18 | TPS | Fin-U16 | 39 | 16 | 33 | 49 | 28 | 4 | 0 | 0 | 0 | 6 |
| | TPS | Fin-U18 | 2 | 0 | 0 | 0 | 0 | -- | -- | -- | -- | -- |
| 2018-19 | TPS | Fin-U18 | 41 | 7 | 13 | 20 | 34 | 3 | 0 | 2 | 2 | 0 |
| | TPS | Fin-U20 | 4 | 0 | 1 | 1 | 0 | -- | -- | -- | -- | -- |
| 2019-20 | TPS | Fin-U20 | 15 | 1 | 5 | 6 | 14 | 2 | 2 | 0 | 2 | 0 |
| | TPS | SM-Liiga | 29 | 0 | 3 | 3 | 8 | -- | -- | -- | -- | -- |
| PRO TOTALS | | | 29 | 0 | 3 | 3 | 8 | 0 | 0 | 0 | 0 | 0 |



WILLIAM WALLINDER • DEFENSE

BORN JULY 28, 2002 – SOLLEFTEA, SWEDEN

HEIGHT 6.04 – WEIGHT 198 – SHOOTS LEFT

Selected by Detroit in the second round (31st overall) of the 2020 NHL Entry Draft

| Season | Team | Lge | REGULAR SEASON | | | | | PLAYOFFS | | | | |
|------------|--------------|---------|----------------|----|----|-----|-----|----------|----|----|-----|-----|
| | | | GP | G | A | Pts | PIM | GP | G | A | Pts | PIM |
| 2016-17 | Solleftea HK | Swe-U18 | 11 | 3 | 3 | 6 | 6 | -- | -- | -- | -- | -- |
| | Solleftea HK | Swe-3 | -- | -- | -- | -- | -- | 1 | 0 | 0 | 0 | 0 |
| 2017-18 | Team Adalen | Swe-U16 | 9 | 3 | 1 | 4 | 6 | -- | -- | -- | -- | -- |
| | Solleftea HK | Swe-U18 | 16 | 6 | 3 | 9 | 4 | -- | -- | -- | -- | -- |
| | Solleftea HK | Swe-3 | 7 | 0 | 0 | 0 | 0 | -- | -- | -- | -- | -- |
| | MODO Hockey | Swe-U16 | 4 | 1 | 0 | 1 | 0 | 6 | 1 | 2 | 3 | 0 |
| 2018-19 | MODO Hockey | Swe-U18 | 28 | 6 | 12 | 18 | 37 | 5 | 0 | 0 | 0 | 4 |
| | MODO Hockey | Swe-U20 | 2 | 0 | 1 | 1 | 2 | -- | -- | -- | -- | -- |
| 2019-20 | MODO Hockey | Swe-U18 | 1 | 0 | 5 | 5 | 0 | -- | -- | -- | -- | -- |
| | MODO Hockey | Swe-U20 | 37 | 5 | 19 | 24 | 16 | -- | -- | -- | -- | -- |
| | MODO Hockey | Swe-2 | 18 | 0 | 2 | 2 | 2 | -- | -- | -- | -- | -- |
| PRO TOTALS | | | 18 | 0 | 2 | 2 | 2 | 0 | 0 | 0 | 0 | 0 |



GRAND RAPIDS GRIFFINS

CLUB DIRECTORY

130 West Fulton, Suite 111
Grand Rapids, MI 49503

Phone: (616) 774-4585 | (800) 2-HOCKEY • Fax: (616) 336-5464

Tickets: (616) 222-4000 | (800) 585-3737

Press Box: (616) 742-6410

griffins-hockey.com | facebook.com/grgriffins | twitter.com/griffins-hockey



TIM GORTSEMA
President



BEN SIMON
Head Coach

EXECUTIVES

| | |
|--|-----------------|
| Co-Owner/CEO/Governor | DAN DeVOS |
| Co-Owner & Chairman | DAVID VAN ANDEL |
| President & COO - DP Fox | DIANE MAHER |
| Alternate Governor - Griffins/Senior Vice President - DP Fox | SCOTT GORSLINE |
| President | TIM GORTSEMA |
| Vice President of Community Relations and Broadcasting | BOB KASER |
| Vice President of Corporate Sales | SEAN WRIGHT |
| Vice President of Ticket Sales | MATT BATCHELDER |

HOCKEY OPERATIONS

| | |
|---|---|
| General Manager | RYAN MARTIN |
| Head Coach | BEN SIMON |
| Assistant Coaches | MATT MACDONALD, TODD KRYGIER, MIKE KNUBLE |
| Goaltending Development Coach | BRIAN MAHONEY-WILSON |
| Athletic Trainer | JOSH CHAPMAN |
| Assistant Athletic Trainer | ANTHONY POLAZZO |
| Equipment Manager | BRAD THOMPSON |
| Assistant Equipment Manager | CHARLIE KASER |
| Strength and Conditioning Coordinator | MARCUS KINNEY |
| Executive Assistant | KELLY PAWLAK |

PUBLIC & COMMUNITY RELATIONS

| | |
|--|----------------------|
| Senior Director of Public Relations | RANDY CLEVES |
| Graphic Designer | JESSICA ALBERT-HUYNH |
| Executive Director - Griffins Youth Foundation | KIRK MORGAN |

GRIFF'S ICEHOUSE AT BELKNAP PARK

| | |
|---------------------------------|-------------------------------|
| Facility Manager | TERRY MARSHALL |
| Assistant Facilities Mgrs. | MATT MARTINELLI, PETER PIATEK |

SALES & MARKETING

| | |
|--|-----------------------------|
| Director of Game Presentation | BRANDON NELSON |
| Director of Group Sales | JOHN HOFFA |
| Corporate Sales Account Managers | |
| | STEVE RITSEMA, TRAVIS ROPER |
| Season Ticket Business Development Mgr. | PETER VAN DAME |
| Season Ticket Services Coordinator | JORDYN MOORE |
| Group Sales Account Executive | BRE'ONNA RAYMO |
| Digital Media Production Manager | PAIGE SLINEY |
| Digital Media Production Intern | NICOLAS CARRILLO |

GRIFF'S ICEHOUSE WEST

| | |
|--------------------------|--------------|
| General Manager | JARED BROWN |
| Assistant Manager | SCOTT REDMAN |
| Operations Manager | KYLE GUPPY |

GRIFF'S GEORGETOWN

| | |
|--------------------------|----------------|
| Facility Manager | MIKE HATKOWSKI |
| Operations Manager | JEFF SCHMIDT |

FINANCE & ADMINISTRATION/ TICKET OPERATIONS

| | |
|--------------------------------------|-------------|
| Director of Accounting and Tax | LISA VEDDER |
| Accounting Assistant | BETH DECKER |
| Director of Ticket Operations | CHAD ERWIN |
| Ticket Operations Manager | ZACH BUCK |





GRAND RAPIDS GRIFFINS

2019-20 REGULAR SEASON STATISTICS

| NO. | PLAYER | POS | GP | G | A | PTS | +/- | PIM | PPG | SHG | GWG | SH |
|-----|-------------------------|-----|----|----|----|-----|-----|-----|-----|-----|-----|-----|
| 25 | Chris Terry | RW | 57 | 21 | 30 | 51 | -17 | 32 | 11 | 0 | 3 | 156 |
| 73 | Matt Puempel | LW | 46 | 17 | 22 | 39 | -18 | 26 | 6 | 0 | 4 | 142 |
| 55 | Matthew Ford | RW | 52 | 10 | 17 | 27 | -7 | 33 | 4 | 1 | 3 | 105 |
| 17 | Taro Hirose | LW | 35 | 5 | 22 | 27 | -3 | 12 | 1 | 0 | 1 | 72 |
| 2 | Joe Hicketts | D | 50 | 2 | 25 | 27 | 2 | 18 | 0 | 0 | 0 | 116 |
| 37 | Evgeny Svechnikov | RW | 51 | 11 | 14 | 25 | -10 | 61 | 6 | 0 | 0 | 108 |
| 90 | Joe Veleno | C | 54 | 11 | 12 | 23 | -25 | 18 | 3 | 0 | 3 | 107 |
| 23 | Dominic Turgeon | C | 63 | 10 | 23 | 23 | 7 | 4 | 0 | 2 | 1 | 102 |
| 15 | Turner Elson | LW | 61 | 9 | 13 | 22 | 8 | 45 | 0 | 1 | 3 | 105 |
| 22 | Chase Pearson | C | 59 | 8 | 14 | 22 | -9 | 17 | 0 | 1 | 2 | 82 |
| 27 | Michael Rasmussen | C | 35 | 7 | 15 | 22 | -7 | 20 | 4 | 0 | 2 | 63 |
| 53 | Mortiz Seider | D | 49 | 2 | 20 | 22 | -5 | 28 | 1 | 0 | 1 | 84 |
| 54 | Givani Smith | LW | 37 | 9 | 10 | 19 | -6 | 75 | 4 | 0 | 0 | 63 |
| 11 | Filip Zadina | LW | 21 | 9 | 7 | 16 | -9 | 8 | 5 | 0 | 1 | 52 |
| 65 | Dominik Shine | RW | 50 | 4 | 10 | 14 | -3 | 57 | 0 | 0 | 0 | 85 |
| 26 | Eric Tangradi | LW | 21 | 9 | 4 | 13 | -6 | 12 | 5 | 0 | 0 | 54 |
| 44 | Dennis Cholowski | D | 30 | 3 | 10 | 13 | -15 | 8 | 1 | 0 | 0 | 51 |
| 32 | Tyler Spezia | F | 22 | 6 | 3 | 9 | 0 | 18 | 0 | 0 | 1 | 23 |
| 21 | Ryan Kuffner | LW | 32 | 6 | 3 | 9 | -4 | 2 | 1 | 0 | 2 | 44 |
| 14 | Jarid Lukosevicius | RW | 29 | 6 | 2 | 8 | -1 | 29 | 0 | 0 | 0 | 45 |
| 18 | Brian Lashoff | D | 47 | 3 | 5 | 8 | 6 | 36 | 0 | 0 | 0 | 59 |
| 52 | Dylan McIlrath | D | 44 | 0 | 8 | 8 | -5 | 73 | 0 | 0 | 0 | 45 |
| 10 | Gregor MacLeod | C | 22 | 3 | 3 | 6 | -3 | 2 | 0 | 0 | 0 | 26 |
| 36 | Kyle Wood | D | 35 | 1 | 5 | 6 | -2 | 8 | 0 | 0 | 0 | 40 |
| 7 | Oliwer Kaski | D | 19 | 2 | 3 | 5 | -8 | 12 | 0 | 0 | 0 | 23 |
| 29 | Alec McCrea | D | 28 | 0 | 5 | 5 | 2 | 15 | 0 | 0 | 0 | 19 |
| 5 | Gustav Lindstrom | D | 45 | 0 | 5 | 5 | -12 | 26 | 0 | 0 | 0 | 34 |
| 8 | Troy Loggins | LW | 5 | 0 | 2 | 2 | 1 | 0 | 0 | 0 | 0 | 2 |
| 4 | Jonathan Ericsson | D | 10 | 0 | 2 | 2 | 4 | 8 | 0 | 0 | 0 | 9 |
| 16 | Charle-Edouard D'Astous | D | 3 | 1 | 0 | 1 | 2 | 0 | 1 | 0 | 0 | 6 |
| 3 | Madison Bowey | D | 1 | 0 | 1 | 1 | 1 | 2 | 0 | 0 | 0 | 3 |
| 3 | Blake Hillman | D | 5 | 0 | 1 | 1 | 1 | 4 | 0 | 0 | 0 | 3 |
| 9 | Vili Saarijarvi | D | 13 | 0 | 1 | 1 | -5 | 2 | 0 | 0 | 0 | 17 |
| 31 | Calvin Pickard | G | 33 | 0 | 1 | 1 | 0 | 2 | 0 | 0 | 0 | 0 |
| 51 | Brandon Anselmini | D | 1 | 0 | 0 | 0 | 0 | 2 | 0 | 0 | 0 | 0 |
| 20 | Tory Dello | D | 1 | 0 | 0 | 0 | 0 | 0 | 0 | 0 | 0 | 0 |
| 7 | Patrick McCarron | D | 1 | 0 | 0 | 0 | -2 | 0 | 0 | 0 | 0 | 0 |
| 33 | Jimmy Howard | G | 2 | 0 | 0 | 0 | 0 | 0 | 0 | 0 | 0 | 0 |
| 34 | Kevin Poulin | G | 3 | 0 | 0 | 0 | 0 | 0 | 0 | 0 | 0 | 0 |
| 30 | Filip Larsson | G | 7 | 0 | 0 | 0 | 0 | 0 | 0 | 0 | 0 | 0 |
| 35 | Pat Nagle | G | 20 | 0 | 0 | 0 | 0 | 0 | 0 | 0 | 0 | 0 |

| NO. | PLAYER | GP | MIN | GAA | W | L | OTL | SO | GA | SVS | SPCT |
|-----|----------------|----|----------|------|----|----|-----|----|----|-----|-------|
| 34 | Kevin Poulin | 3 | 189:18 | 2.22 | 0 | 1 | 2 | 0 | 7 | 75 | 0.915 |
| 35 | Pat Nagle | 20 | 1,136:16 | 2.32 | 9 | 8 | 1 | 0 | 44 | 509 | 0.920 |
| 33 | Jimmy Howard | 2 | 124:04 | 2.42 | 1 | 1 | 0 | 0 | 5 | 55 | 0.917 |
| 31 | Calvin Pickard | 33 | 1,953:07 | 2.86 | 17 | 12 | 4 | 3 | 93 | 869 | 0.903 |
| 30 | Filip Larsson | 7 | 388:37 | 4.01 | 2 | 5 | 0 | 0 | 26 | 140 | 0.843 |



TOLEDO WALLEYE

CLUB DIRECTORY

406 Washington Street
Toledo, Ohio 43604

Phone: (419) 725-9255

Arena Address: 500 Jefferson Ave., Toledo, OH 43604

toledowalleye.com | facebook.com/walleye | twitter.com/toledowalleye



JOE NAPOLI
President & CEO



DAN WATSON
Head Coach

FRONT OFFICE STAFF

| | |
|---|-----------------------|
| President & CEO | JOE NAPOLI |
| Executive Vice President & General Manager, Toledo Walleye | NEIL NEUKAM |
| Executive Vice President & General Manager, Toledo Mud Hens | ERIK IBSEN |
| Office Manager | CAROL HAMILTON |
| Executive Assistant to the President & CEO | BETH LOY |
| Executive Assistant to the Executive Vice Presidents and General Managers | PAM MIRANDA |

HOCKEY OPERATIONS

| | |
|---|-------------------------|
| Head Coach | DAN WATSON |
| Associate Head Coach | ANDY DELMORE |
| Assistant Coach | ALDEN HIRSCHFELD |
| Athletic Trainer | BRAD FREDRICK |
| Equipment Manager | DAVE ALEO |
| Strength & Conditioning | DAN JONES |
| Team Physician | MATT ROTH, MD |
| Head Scout/Director of Player Personnel | ED BURKHOLDER |

MARKETING & COMMUNICATIONS

| | |
|---------------------------------------|---------------------------------|
| Communications & Media Director | ANDI ROMAN |
| Creative Director | DAN ROYER |
| Director of Broadcast Services | GREG TYE |
| Graphic Designers | TROY HESTER, WILL MELLON |
| Social Media Coordinator | AMANDA JERZYKOWSKI |
| Video Production Coordinator | CORY MARSHALL |
| Marketing Coordinator | REGAN ELDER |

| | |
|--|--|
| Asst. Mgr, Box Office Sales & Services | JESSICA MacFARLANE |
| Game Plan and Group Sales Consultants | LOGAN ANKNEY, |
| | BRIA BRONSTON, JOHN DOTSON, BECKY FITTS, |
| | ADAM HAMAN, CLAYTON WIELINSKI, BRIAN WILSON |
| Theme Night Consultants | RITA NATTER, |
| | SAMANTHA ROUSH, MATTHEW SNIDER |
| Service Team Manager | TROY HAMMERSMITH |
| Ticket Service Squad | HALEY DENNIS, |
| | SAMANTHA HOOT, TORI LARSICK |

PROMOTIONS & SPECIAL EVENTS

| | |
|--|--------------------------------------|
| Director, Strategic Planning & Projects | MICHAEL KEEDY |
| Manager of Events & Game Day Presentation | TYLER CLARK |
| Special Event & Entertainment Coordinators | |
| | NALANI PETRANGELO, CJ O'LEARY |
| Fan Experience Specialist | HEATHER BRUNSTING |

CORPORATE PARTNERSHIPS

| | |
|--|-----------------------|
| Director of Corporate Partnerships | ED SINTIC |
| Partnerships Coordinator | ASHLEY LONSWAY |

TICKET DEPARTMENT

| | |
|--|----------------------|
| Director of Ticket Sales and Service | BRIAN PERKINS |
| Director, Group Sales & Experiences | KYLE MOLL |
| Manager, Box Office Sales & Services | JENNIFER HILL |

OPERATIONS / BROADCAST / TEAM STORE

| | |
|--|--------------------|
| Manager of Game Day Operations | GREG SETOLA |
| Manager of Team Operations / Broadcaster | MATT MELZAK |
| Director of Merchandise and Licensing | CRAIG KATZ |
| Retail Manager | AARON JONES |

ACCOUNTING

| | |
|----------------------------|------------------------|
| Controller | BRIAN LEVERENZ |
| Accounting Manager | SHERI KELLY |
| Assistant Controller | TOM MITCHELL |
| Accounting Staff | SHELLY SOLIS |
| Data Analyst | KEVIN PRETTYMAN |



TOLEDO WALLEYE

2019-20 REGULAR SEASON STATISTICS

| NO. | PLAYER | POS | GP | G | A | PTS | +/- | PIM | PPG | SHG | GWG | SH |
|-----|-------------------------|-----|----|----|----|-----|-----|-----|-----|-----|-----|-----|
| 26 | Josh Kestner | F | 58 | 33 | 40 | 73 | 23 | 44 | 8 | 1 | 3 | 212 |
| 10 | Shane Berschbach | F | 56 | 20 | 43 | 63 | 20 | 17 | 6 | 1 | 1 | 118 |
| 17 | TJ Hensick | F | 57 | 16 | 40 | 56 | -7 | 23 | 3 | 0 | 1 | 135 |
| 21 | Joshua Winguist | F | 48 | 14 | 36 | 50 | 28 | 63 | 5 | 1 | 0 | 90 |
| 39 | Abbott Girduckis | F | 49 | 15 | 19 | 34 | 3 | 4 | 5 | 0 | 6 | 81 |
| 15 | Marcus Vela | F | 49 | 12 | 13 | 25 | -3 | 31 | 3 | 0 | 1 | 93 |
| 9 | Troy Loggins | F | 45 | 11 | 14 | 25 | -2 | 41 | 5 | 0 | 0 | 99 |
| 28 | Kyle Bonis | F | 32 | 12 | 12 | 24 | 4 | 2 | 1 | 0 | 4 | 102 |
| 19 | Justin Buzzeo | F | 38 | 13 | 9 | 22 | -2 | 14 | 2 | 3 | 2 | 79 |
| 27 | Brenden Kotyk | D | 50 | 7 | 15 | 22 | 18 | 24 | 0 | 0 | 1 | 96 |
| 14 | Charle-Edouard D'Astous | D | 46 | 3 | 19 | 22 | 9 | 50 | 0 | 0 | 0 | 127 |
| 7 | Tyler Spezia | F | 21 | 10 | 10 | 20 | 5 | 26 | 1 | 0 | 1 | 42 |
| 20 | Brett Boeing | F | 40 | 9 | 11 | 20 | 11 | 20 | 2 | 1 | 3 | 71 |
| 16 | Gregor MacLeod | F | 16 | 9 | 10 | 19 | 10 | 8 | 2 | 1 | 1 | 30 |
| 23 | Brandon Anselmini | D | 35 | 2 | 17 | 19 | 4 | 52 | 1 | 0 | 0 | 75 |
| 22 | Steve Oleksy | D | 36 | 1 | 14 | 15 | -3 | 62 | 0 | 0 | 0 | 79 |
| 11 | Branden Troock | F | 16 | 6 | 7 | 13 | 1 | 10 | 1 | 0 | 0 | 46 |
| 25 | Blake Hillman | D | 35 | 1 | 12 | 13 | 5 | 8 | 0 | 0 | 1 | 40 |
| 4 | Michael Moffat | D | 34 | 5 | 7 | 12 | 11 | 92 | 0 | 0 | 1 | 34 |
| 55 | Kevin Spinozzi | D | 34 | 4 | 7 | 11 | 5 | 23 | 1 | 0 | 0 | 77 |
| 18 | Alex Kromm | F | 32 | 4 | 6 | 10 | 2 | 32 | 0 | 0 | 1 | 33 |
| 12 | Mark Auk | D | 30 | 3 | 7 | 10 | 5 | 16 | 0 | 0 | 1 | 45 |
| 11 | Nolan Gluchowski | D | 18 | 5 | 4 | 9 | 0 | 15 | 3 | 0 | 4 | 27 |
| 8 | Dylan Zink | D | 19 | 1 | 4 | 5 | 11 | 29 | 0 | 0 | 1 | 31 |
| 24 | Jimmy Lodge | F | 10 | 2 | 2 | 4 | -2 | 6 | 0 | 0 | 0 | 12 |
| 77 | Zack Phillips | F | 12 | 2 | 1 | 3 | -4 | 6 | 2 | 0 | 0 | 16 |
| 5 | Zach Yoder | D | 4 | 0 | 2 | 2 | 4 | 0 | 0 | 0 | 0 | 3 |
| 29 | Alec McCrea | D | 6 | 1 | 0 | 1 | -1 | 10 | 0 | 0 | 0 | 6 |
| 5 | Marcus Crawford | D | 1 | 0 | 1 | 1 | -2 | 2 | 0 | 0 | 0 | 0 |
| 44 | Cody Sol | D | 1 | 0 | 1 | 1 | 0 | 0 | 0 | 0 | 0 | 0 |
| 8 | Freddy Gerard | F | 5 | 0 | 1 | 1 | 0 | 2 | 0 | 0 | 0 | 4 |
| 1 | Billy Christopoulos | G | 29 | 0 | 1 | 1 | 0 | 0 | 0 | 0 | 0 | 0 |
| 44 | Butrus Ghafari | D | 1 | 0 | 0 | 0 | 0 | 2 | 0 | 0 | 0 | 0 |
| 20 | Cedric Lacroix | F | 1 | 0 | 0 | 0 | 0 | 0 | 0 | 0 | 0 | 0 |
| 35 | Trevor Gorsuch | G | 1 | 0 | 0 | 0 | 0 | 0 | 0 | 0 | 0 | 0 |
| 1 | Andrew D'Agostini | G | 2 | 0 | 0 | 0 | 0 | 0 | 0 | 0 | 0 | 0 |
| 33 | Kaden Fulcher | G | 2 | 0 | 0 | 0 | 0 | 0 | 0 | 0 | 0 | 1 |
| 3 | Callum Fryer | D | 5 | 0 | 0 | 0 | 2 | 2 | 0 | 0 | 0 | 2 |
| 30 | Filip Larsson | G | 10 | 0 | 0 | 0 | 0 | 0 | 0 | 0 | 0 | 0 |
| 30 | Pat Nagle | G | 15 | 0 | 0 | 0 | 0 | 2 | 0 | 0 | 0 | 0 |

| NO. | PLAYER | GP | MIN | GAA | W | L | OTL | SO | GA | SVS | SPCT |
|-----|---------------------|----|-------|------|----|---|-----|----|----|-----|-------|
| 35 | Trevor Gorsuch | 1 | 67 | 1.79 | 1 | 0 | 0 | 0 | 2 | 42 | 0.955 |
| 1 | Billy Christopoulos | 29 | 1,772 | 2.30 | 23 | 3 | 3 | 1 | 68 | 930 | 0.932 |
| 30 | Filip Larsson | 10 | 595 | 2.72 | 4 | 6 | 0 | 0 | 27 | 272 | 0.910 |
| 30 | Pat Nagle | 15 | 910 | 2.77 | 9 | 4 | 1 | 0 | 42 | 423 | 0.910 |
| 1 | Andrew D'Agostini | 2 | 118 | 3.06 | 0 | 2 | 0 | 0 | 6 | 54 | 0.900 |
| 33 | Kaden Fulcher | 2 | 120 | 5.51 | 0 | 2 | 0 | 0 | 11 | 54 | 0.831 |



CENTURY MARKED

Among the more significant milestones reached by the Red Wings in 2019-20 was Dylan Larkin notching his 100th career goal on Jan. 18 vs. Florida. Larkin became the sixth Red Wings player in the last 40 years to reach that mark prior to turning 24, and the youngest to do so since Steve Yzerman. (Photo: Dave Reginek/NHLI via Getty Images)

2020-21 DETROIT RED WINGS ROSTER

| FORWARDS | | | | | | |
|-------------|------|-----------------------|------|-----|--------------------|----------------------------|
| NO. | POS. | PLAYER | HT. | WT. | D.O.B. | BIRTHPLACE |
| 11 | RW | Filip Zadina | 6-0 | 189 | November 27, 1999 | Pardubice, Czech Republic |
| 14 | C | Robby Fabbri | 5-10 | 190 | January 26, 1996 | Mississauga, Ontario |
| 39 | RW | Anthony Mantha | 6-5 | 234 | September 16, 1994 | Longueuil, Quebec |
| 41 | C | Luke Glendening | 5-11 | 191 | April 28, 1989 | Grand Rapids, Michigan |
| 43 | LW | Darren Helm | 6-0 | 192 | January 21, 1987 | St. Andrews, Manitoba |
| 51 | C | Valtteri Filppula | 6-0 | 189 | March 20, 1984 | Vantaa, Finland |
| 54 | RW | Bobby Ryan | 6-2 | 208 | March 17, 1987 | Cherry Hill, New Jersey |
| 59 | LW | Tyler Bertuzzi | 6-1 | 199 | February 24, 1995 | Sudbury, Ontario |
| 71 | C | Dylan Larkin | 6-1 | 198 | July 30, 1996 | Waterford, Michigan |
| 73 | LW | Adam Erne | 6-1 | 212 | April 20, 1995 | New Haven, Connecticut |
| 81 | C | Frans Nielsen | 6-1 | 186 | April 24, 1984 | Herning, Denmark |
| 89 | C | Sam Gagner | 5-11 | 200 | August 10, 1989 | London, Ontario |
| 92 | C | Vladislav Namestnikov | 6-0 | 183 | November 22, 1992 | Zhukovskiy, Russia |
| DEFENSEMEN | | | | | | |
| NO. | POS. | PLAYER | HT. | WT. | D.O.B. | BIRTHPLACE |
| 3 | D | Alex Biega | 5-10 | 199 | April 4, 1988 | Montreal, Quebec |
| 17 | D | Filip Hronek | 6-0 | 183 | November 2, 1997 | Hradec Kralove, Czech Rep. |
| 18 | D | Marc Staal | 6-4 | 209 | January 13, 1987 | Thunder Bay, Ontario |
| 21 | D | Dennis Cholowski | 6-2 | 197 | February 15, 1998 | Langley, British Columbia |
| 22 | D | Patrik Nemeth | 6-3 | 228 | February 8, 1992 | Stockholm, Sweden |
| 24 | D | Jon Merrill | 6-3 | 195 | February 3, 1992 | Oklahoma City, Oklahoma |
| 65 | D | Danny DeKeyser | 6-3 | 190 | March 7, 1990 | Detroit, Michigan |
| 70 | D | Troy Stecher | 5-10 | 186 | April 7, 1994 | Richmond, British Columbia |
| GOALTENDERS | | | | | | |
| NO. | POS. | PLAYER | HT. | WT. | D.O.B. | BIRTHPLACE |
| 29 | G | Thomas Greiss | 6-2 | 232 | January 29, 1986 | Fussen Germany |
| 45 | G | Jonathan Bernier | 6-0 | 185 | August 7, 1988 | Laval, Quebec |

2020-21 DETROIT RED WINGS ROSTER

| FORWARDS | | | | | | | |
|-------------|------|-----------------------|-------------------------|----|---------|------|-------|
| NO. | POS. | PLAYER | 2019-20 TEAM/LEAGUE | GP | G | A | PTS |
| 11 | RW | Filip Zadina | Detroit (NHL) | 28 | 8 | 7 | 15 |
| 14 | C | Robby Fabbri | St. Louis/Detroit (NHL) | 61 | 15 | 17 | 32 |
| 39 | RW | Anthony Mantha | Detroit (NHL) | 43 | 16 | 22 | 38 |
| 41 | C | Luke Glendening | Detroit (NHL) | 60 | 6 | 3 | 9 |
| 43 | LW | Darren Helm | Detroit (NHL) | 68 | 9 | 7 | 16 |
| 51 | C | Valtteri Filppula | Detroit (NHL) | 70 | 6 | 15 | 21 |
| 54 | RW | Bobby Ryan | Ottawa (NHL) | 24 | 5 | 3 | 8 |
| 59 | LW | Tyler Bertuzzi | Detroit (NHL) | 71 | 21 | 27 | 48 |
| 71 | C | Dylan Larkin | Detroit (NHL) | 71 | 19 | 34 | 53 |
| 73 | LW | Adam Erne | Detroit (NHL) | 56 | 2 | 3 | 5 |
| 81 | C | Frans Nielsen | Detroit (NHL) | 60 | 4 | 5 | 9 |
| 89 | C | Sam Gagner | Edmonton/Detroit (NHL) | 42 | 6 | 7 | 13 |
| 92 | C | Vladislav Namestnikov | NYR/OTT/COL (NHL) | 65 | 17 | 14 | 31 |
| DEFENSEMEN | | | | | | | |
| NO. | POS. | PLAYER | 2019-20 TEAM/LEAGUE | GP | G | A | PTS |
| 3 | D | Alex Biega | Detroit (NHL) | 49 | 0 | 3 | 3 |
| 17 | D | Filip Hronek | Detroit (NHL) | 65 | 9 | 22 | 31 |
| 18 | D | Marc Staal | NY Rangers (NHL) | 52 | 2 | 9 | 11 |
| 21 | D | Dennis Cholowski | Detroit (NHL) | 36 | 2 | 6 | 8 |
| 22 | D | Patrik Nemeth | Detroit (NHL) | 64 | 1 | 8 | 9 |
| 24 | D | Jon Merrill | Vegas (NHL) | 49 | 2 | 5 | 7 |
| 65 | D | Danny DeKeyser | Detroit (NHL) | 8 | 0 | 4 | 4 |
| 70 | D | Troy Stecher | Vancouver (NHL) | 69 | 5 | 12 | 17 |
| GOALTENDERS | | | | | | | |
| NO. | POS. | PLAYER | 2019-20 TEAM/LEAGUE | GP | W-L-OT | GAA | SV% |
| 29 | G | Thomas Greiss | NY Islanders (NHL) | 31 | 16-9-4 | 2.74 | 0.913 |
| 45 | G | Jonathan Bernier | Detroit (NHL) | 46 | 15-22-3 | 2.95 | 0.907 |

2019-20 FINAL NHL STANDINGS



ATLANTIC DIVISION

| | GP | W | L | OT | Pts | GF | GA | HOME / AWAY | |
|--------------------------|-----------|-----------|-----------|----------|-----------|------------|------------|----------------|---------------|
| Boston Bruins | 70 | 44 | 14 | 12 | 100 | 227 | 174 | 22-4-9 | 22-10-3 |
| Tampa Bay Lightning | 70 | 43 | 21 | 6 | 92 | 245 | 195 | 22-10-2 | 21-11-4 |
| Toronto Maple Leafs | 70 | 36 | 25 | 9 | 81 | 238 | 227 | 18-9-7 | 18-16-2 |
| Florida Panthers | 69 | 35 | 26 | 8 | 78 | 231 | 228 | 17-14-4 | 18-12-4 |
| Montreal Canadiens | 71 | 31 | 31 | 9 | 71 | 212 | 221 | 14-17-6 | 17-14-3 |
| Buffalo Sabres | 69 | 39 | 31 | 8 | 68 | 195 | 217 | 20-11-4 | 10-20-4 |
| Ottawa Senators | 71 | 25 | 34 | 12 | 62 | 191 | 243 | 18-13-6 | 7-21-6 |
| DETROIT RED WINGS | 71 | 17 | 49 | 5 | 39 | 145 | 267 | 12-23-2 | 5-26-3 |

METROPOLITAN DIVISION

| | GP | W | L | OT | Pts | GF | GA | HOME / AWAY | |
|-----------------------|----|----|----|----|-----|-----|-----|-------------|----------|
| Washington Capitals | 69 | 41 | 20 | 8 | 90 | 240 | 215 | 18-10-5 | 23-10-3 |
| Philadelphia Flyers | 69 | 41 | 21 | 7 | 89 | 232 | 196 | 25-6-4 | 16-15-3 |
| Pittsburgh Penguins | 69 | 40 | 23 | 6 | 86 | 224 | 196 | 23-8-4 | 17-15-2 |
| Carolina Hurricanes | 68 | 38 | 25 | 5 | 81 | 222 | 193 | 19-12-2 | 19-13-3 |
| Columbus Blue Jackets | 70 | 33 | 22 | 15 | 81 | 180 | 187 | 20-12-4 | 13-10-11 |
| New York Islanders | 68 | 35 | 23 | 10 | 80 | 192 | 193 | 20-9-6 | 15-14-4 |
| New York Rangers | 70 | 37 | 28 | 5 | 79 | 234 | 222 | 18-16-2 | 19-12-3 |
| New Jersey Devils | 69 | 28 | 29 | 12 | 68 | 189 | 230 | 13-11-10 | 15-18-2 |



CENTRAL DIVISION

| | GP | W | L | OT | Pts | GF | GA | HOME / AWAY | |
|---------------------|----|----|----|----|-----|-----|-----|-------------|---------|
| St. Louis Blues | 71 | 42 | 19 | 10 | 94 | 225 | 193 | 23-7-5 | 19-12-5 |
| Colorado Avalanche | 70 | 42 | 20 | 8 | 92 | 237 | 191 | 18-9-6 | 24-11-2 |
| Dallas Stars | 69 | 37 | 24 | 8 | 82 | 180 | 177 | 19-12-3 | 18-12-5 |
| Winnipeg Jets | 71 | 37 | 28 | 6 | 80 | 216 | 203 | 20-14-3 | 17-14-3 |
| Nashville Predators | 69 | 35 | 26 | 8 | 78 | 215 | 217 | 17-14-4 | 18-12-4 |
| Minnesota Wild | 69 | 35 | 27 | 7 | 77 | 220 | 220 | 19-11-5 | 16-16-2 |
| Chicago Blackhawks | 70 | 32 | 30 | 8 | 72 | 212 | 218 | 16-14-4 | 16-16-4 |

PACIFIC DIVISION

| | GP | W | L | OT | Pts | GF | GA | HOME / AWAY | |
|----------------------|----|----|----|----|-----|-----|-----|-------------|---------|
| Vegas Golden Knights | 71 | 39 | 24 | 8 | 86 | 227 | 211 | 22-11-4 | 17-13-4 |
| Edmonton Oilers | 71 | 37 | 25 | 9 | 83 | 225 | 217 | 17-11-6 | 20-14-3 |
| Calgary Flames | 70 | 36 | 27 | 7 | 79 | 210 | 215 | 16-13-4 | 20-14-3 |
| Vancouver Canucks | 69 | 36 | 27 | 6 | 78 | 228 | 217 | 22-9-4 | 14-18-2 |
| Arizona Coyotes | 70 | 33 | 29 | 8 | 74 | 195 | 187 | 17-12-4 | 16-17-4 |
| Anaheim Ducks | 71 | 29 | 33 | 9 | 67 | 187 | 226 | 16-15-5 | 13-18-4 |
| Los Angeles Kings | 70 | 29 | 35 | 6 | 64 | 178 | 212 | 19-13-2 | 10-22-4 |
| San Jose Sharks | 70 | 29 | 36 | 5 | 63 | 182 | 226 | 17-17-2 | 12-19-3 |

NHL STATISTICS

2019-20 NHL REGULAR SEASON SCORING LEADERS

| | PLAYER | TEAM | POS | GP | G | A | P | +/- | PIM | PP | SH | GW | OT | S | S% | TOI |
|----|--------------------|------|-----|----|----|----|-----|-----|-----|----|----|----|----|-----|------|-------|
| 1 | Leon Draisaitl | EDM | C | 71 | 43 | 67 | 110 | -7 | 18 | 16 | 0 | 10 | 2 | 218 | 19.7 | 22:37 |
| 2 | Connor McDavid | EDM | C | 64 | 34 | 63 | 97 | -6 | 28 | 11 | 0 | 6 | 0 | 212 | 16.0 | 21:52 |
| 3 | David Pastrnak | BOS | RW | 70 | 48 | 47 | 95 | +21 | 40 | 20 | 0 | 10 | 1 | 279 | 17.2 | 18:58 |
| 4 | Artemi Panarin | NYR | LW | 69 | 32 | 63 | 95 | +36 | 20 | 7 | 0 | 4 | 0 | 209 | 15.3 | 20:36 |
| 5 | Nathan MacKinnon | COL | C | 69 | 35 | 58 | 93 | +13 | 12 | 12 | 0 | 4 | 2 | 318 | 11.0 | 21:13 |
| 6 | Brad Marchand | BOS | LW | 70 | 28 | 59 | 87 | +25 | 82 | 5 | 1 | 5 | 0 | 185 | 15.1 | 19:27 |
| 7 | Nikita Kucherov | TBL | RW | 68 | 33 | 52 | 85 | +26 | 38 | 4 | 0 | 6 | 3 | 210 | 15.7 | 18:52 |
| 8 | Patrick Kane | CHI | LW | 70 | 33 | 51 | 84 | +8 | 40 | 8 | 0 | 2 | 1 | 275 | 12.0 | 21:20 |
| 9 | Auston Matthews | TOR | C | 70 | 47 | 33 | 80 | +19 | 8 | 12 | 0 | 5 | 0 | 290 | 16.2 | 20:58 |
| 10 | Jack Eichel | BUF | C | 68 | 36 | 42 | 78 | +5 | 34 | 11 | 1 | 9 | 3 | 227 | 15.9 | 22:06 |
| 11 | Jonathan Huberdeau | FLA | LW | 69 | 23 | 55 | 78 | +5 | 30 | 5 | 0 | 3 | 1 | 152 | 15.1 | 18:46 |
| 12 | Mika Zibanejad | NYR | C | 57 | 41 | 34 | 75 | +9 | 14 | 15 | 3 | 6 | 2 | 208 | 19.7 | 21:38 |
| 13 | John Carlson | WSH | D | 69 | 15 | 60 | 75 | +12 | 26 | 2 | 0 | 6 | 0 | 189 | 7.9 | 24:38 |
| 14 | Evgeni Malkin | PIT | C | 55 | 25 | 59 | 74 | +7 | 58 | 7 | 0 | 5 | 0 | 171 | 14.6 | 19:31 |
| 15 | Kyle Connor | WPG | LW | 71 | 38 | 35 | 73 | +4 | 34 | 9 | 1 | 7 | 1 | 239 | 15.9 | 21:05 |
| 16 | Mark Scheifele | WPG | C | 71 | 29 | 44 | 73 | +2 | 45 | 10 | 0 | 6 | 2 | 170 | 17.1 | 21:48 |
| 17 | J.T. Miller | VAN | C | 69 | 27 | 45 | 72 | +11 | 47 | 9 | 0 | 3 | 1 | 165 | 16.4 | 20:06 |
| 18 | Alex Ovechkin | WSH | LW | 68 | 48 | 19 | 67 | -12 | 30 | 13 | 0 | 3 | 1 | 311 | 15.4 | 20:40 |
| 19 | Mitchell Marner | TOR | RW | 59 | 16 | 51 | 67 | +6 | 16 | 6 | 0 | 2 | 1 | 154 | 10.4 | 21:33 |
| 20 | Sebastian Aho | CAR | C | 68 | 38 | 28 | 66 | +10 | 26 | 8 | 4 | 5 | 0 | 206 | 18.5 | 19:25 |
| 21 | Max Pacioretty | VGK | LW | 71 | 32 | 34 | 66 | +18 | 44 | 8 | 0 | 5 | 1 | 307 | 10.4 | 17:55 |
| 22 | Steven Stamkos | TBL | C | 57 | 29 | 37 | 66 | +14 | 22 | 10 | 0 | 6 | 0 | 176 | 16.5 | 18:25 |
| 23 | Elias Pettersson | VAN | C | 68 | 27 | 39 | 66 | +16 | 18 | 8 | 0 | 5 | 1 | 162 | 16.7 | 18:32 |
| 24 | Blake Wheeler | WPG | RW | 71 | 22 | 43 | 65 | +1 | 37 | 4 | 1 | 2 | 0 | 180 | 12.2 | 19:19 |
| 25 | Roman Josi | NSH | D | 69 | 16 | 49 | 65 | +22 | 41 | 4 | 0 | 1 | 0 | 260 | 6.2 | 25:47 |
| 26 | Brayden Point | TBL | C | 66 | 25 | 39 | 64 | +28 | 11 | 8 | 0 | 4 | 0 | 141 | 17.7 | 18:54 |
| 27 | Patrik Laine | WPG | RW | 68 | 28 | 35 | 63 | +8 | 22 | 8 | 0 | 1 | 0 | 226 | 12.4 | 19:25 |
| 28 | Mark Stone | VGK | RW | 65 | 21 | 42 | 63 | +15 | 27 | 6 | 0 | 3 | 0 | 168 | 12.5 | 19:25 |
| 29 | Teuvo Teravainen | CAR | LW | 68 | 15 | 48 | 63 | +20 | 8 | 4 | 1 | 1 | 0 | 182 | 8.2 | 19:12 |
| 30 | Anze Kopitar | LAK | C | 70 | 21 | 41 | 62 | +6 | 16 | 7 | 1 | 5 | 1 | 135 | 15.6 | 21:02 |

NHL STATISTICS

2019-20 NHL GOALTENDING LEADERS WINS

| | PLAYER | TEAM | GP | GS | SA | GA | GAA | W | L | OT | SV | SV% | SO | TOI |
|----|---------------------|---------|----|----|-------|-----|------|-----------|----|----|-------|------|----|----------|
| 1 | Andrei Vasilevskiy | TBL | 52 | 52 | 1,605 | 133 | 2.56 | 35 | 14 | 3 | 1,472 | .917 | 3 | 3,121:54 |
| 2 | Connor Hellebuyck | WPG | 58 | 56 | 1,796 | 140 | 2.57 | 31 | 21 | 5 | 1,656 | .922 | 6 | 3,268:33 |
| 3 | Jordan Binnington | STL | 50 | 50 | 1,430 | 126 | 2.56 | 30 | 13 | 7 | 1,304 | .912 | 3 | 2,947:41 |
| 4 | Frederik Andersen | TOR | 52 | 52 | 1,577 | 143 | 2.85 | 29 | 13 | 7 | 1,434 | .909 | 3 | 3,006:40 |
| 5 | Carey Price | MTL | 58 | 58 | 1,755 | 160 | 2.79 | 27 | 25 | 6 | 1,595 | .909 | 4 | 3,439:49 |
| 6 | Marc-Andre Fleury | VGK | 49 | 48 | 1,399 | 133 | 2.77 | 27 | 16 | 4 | 1,266 | .905 | 5 | 2,880:06 |
| 7 | Tuukka Rask | BOS | 41 | 41 | 1,189 | 85 | 2.12 | 26 | 8 | 6 | 1,104 | .929 | 5 | 2,401:47 |
| 8 | Braden Holtby | WSH | 48 | 47 | 1,385 | 142 | 3.11 | 25 | 14 | 6 | 1,243 | .897 | 0 | 2,743:10 |
| 9 | Carter Hart | PHI | 43 | 40 | 1,100 | 95 | 2.42 | 24 | 13 | 3 | 1,005 | .914 | 1 | 2,355:50 |
| 10 | David Rittich | CGY | 48 | 48 | 1,478 | 138 | 2.97 | 24 | 17 | 6 | 1,340 | .907 | 2 | 2,791:58 |
| 11 | Jacob Markstrom | VAN | 43 | 43 | 1,420 | 117 | 2.75 | 23 | 16 | 4 | 1,303 | .918 | 2 | 2,551:53 |
| 12 | Sergei Bobrovsky | FLA | 50 | 49 | 1,505 | 151 | 3.23 | 23 | 19 | 6 | 1,354 | .900 | 1 | 2,805:59 |
| 13 | Mackenzie Blackwood | NJD | 47 | 43 | 1,452 | 124 | 2.77 | 22 | 14 | 8 | 1,328 | .915 | 3 | 2,684:01 |
| 14 | Pavel Francouz | COL | 34 | 31 | 996 | 77 | 2.41 | 21 | 7 | 4 | 919 | .923 | 1 | 1,914:26 |
| 15 | Ben Bishop | DAL | 44 | 43 | 1,286 | 103 | 2.50 | 21 | 16 | 4 | 1,183 | .920 | 2 | 2,473:49 |
| 16 | Petr Mrazek | CAR | 40 | 38 | 1,091 | 104 | 2.69 | 21 | 16 | 2 | 987 | .905 | 3 | 2,320:59 |
| 17 | Tristan Jarry | PIT | 33 | 31 | 985 | 78 | 2.43 | 20 | 12 | 1 | 907 | .921 | 3 | 1,926:29 |
| 18 | Alex Stalock | MIN | 38 | 36 | 1,082 | 97 | 2.67 | 20 | 11 | 4 | 985 | .910 | 4 | 2,177:21 |
| 19 | John Gibson | ANA | 51 | 51 | 1,552 | 149 | 3.00 | 20 | 26 | 5 | 1,403 | .904 | 1 | 2,981:17 |
| 20 | Matt Murray | PIT | 38 | 38 | 1,055 | 107 | 2.87 | 20 | 11 | 5 | 948 | .899 | 1 | 2,237:30 |
| 21 | Robin Lehner | CHI/VGK | 36 | 34 | 1,235 | 99 | 2.89 | 19 | 10 | 5 | 1,136 | .920 | 1 | 2,055:28 |
| 22 | Semyon Varlamov | NYI | 45 | 39 | 1,278 | 110 | 2.62 | 19 | 14 | 6 | 1,168 | .914 | 2 | 2,517:19 |
| 23 | Joonas Korpi | CBJ | 37 | 35 | 1,030 | 92 | 2.60 | 19 | 12 | 5 | 938 | .911 | 2 | 2,125:54 |
| 24 | Mike Smith | EDM | 39 | 37 | 1,087 | 106 | 2.95 | 19 | 12 | 6 | 981 | .902 | 1 | 2,156:51 |
| 25 | Jaroslav Halak | BOS | 31 | 29 | 905 | 73 | 2.39 | 18 | 6 | 6 | 832 | .919 | 3 | 1,833:22 |
| 26 | Mikko Koskinen | EDM | 38 | 34 | 1,175 | 97 | 2.75 | 18 | 13 | 3 | 1,078 | .917 | 1 | 2,116:31 |
| 27 | Philipp Grubauer | COL | 36 | 36 | 1,067 | 90 | 2.63 | 18 | 12 | 4 | 977 | .916 | 2 | 2,057:06 |
| 28 | Pekka Rinne | NSH | 36 | 35 | 1,004 | 105 | 3.17 | 18 | 14 | 4 | 899 | .895 | 3 | 1,987:46 |
| 29 | Linus Ullmark | BUF | 34 | 34 | 1,066 | 91 | 2.69 | 17 | 14 | 3 | 975 | .915 | 1 | 2,026:38 |
| 30 | Juuse Saros | NSH | 40 | 34 | 1,142 | 98 | 2.70 | 17 | 12 | 4 | 1,044 | .914 | 4 | 2,176:50 |

2019-20 NHL AWARD WINNERS



LEON DRAISAITL

Edmonton Oilers

Hart Memorial Trophy
(NHL League MVP)

Ted Lindsay Award
(NHLPA Outstanding Player)

Art Ross Trophy
(NHL Regular Season Points Leader)



ALEXANDER OVECHKIN


WASHINGTON CAPITALS

Maurice Richard Trophy
(NHL Goals Leader)

DAVID PASTRNAK

BOSTON BRUINS


Maurice Richard Trophy
(NHL Goals Leader)



2019-20 NHL AWARD WINNERS



Connor Hellebuyck
Winnipeg Jets
Vezina Trophy
(Top Goaltender)



Jaroslav Halak & Tuukka Rask
Boston Bruins
Jennings Trophy
(Fewest Goals Allowed)




Mark Giordano
Calgary Flames
Messier Leadership Award
(Leadership)



Roman Josi
Nashville Predators
Norris Trophy
(Top Defenseman)




Nathan MacKinnon
Colorado Avalanche
Lady Byng Trophy
(Sportsmanship)




Sean Couturier
Philadelphia Flyers
Frank J. Selke Trophy
(Top Defensive Forward)



Cale Makar
Colorado Avalanche
Calder Trophy
(Rookie)



Bobby Ryan
Ottawa Senators
Masterton Trophy
(Perseverance)



Matt Dumba
Minnesota Wild
King Clancy Trophy
(Humanitarian Contributions)



Bruce Cassidy
Boston Bruins
Jack Adams Trophy
(Outstanding Coach)



Lou Lamoriello
New York Islanders
NHL General Manager of the Year

2020 STANLEY CUP® PLAYOFF RESULTS



EASTERN CONFERENCE QUALIFYING ROUND

(ALL BEST-OF-FIVE SERIES)

QUALIFYING 'A' (MONTREAL CANADIENS WIN SERIES 3-1)

| | | | | | | |
|------|--------|------------|----|----|------------|---|
| Sat. | Aug. 1 | Montreal | 3* | at | Pittsburgh | 2 |
| Mon. | Aug. 3 | Montreal | 1 | at | Pittsburgh | 3 |
| Wed. | Aug. 5 | Pittsburgh | 3 | at | Montreal | 4 |
| Fri. | Aug. 7 | Pittsburgh | 0 | at | Montreal | 2 |

*Jeff Petry scored at 13:57 of OT

QUALIFYING 'B' (CAROLINA HURRICANES WIN SERIES 3-0)

| | | | | | | |
|------|--------|------------|---|----|------------|---|
| Sat. | Aug. 1 | NY Rangers | 2 | at | Carolina | 3 |
| Mon. | Aug. 3 | NY Rangers | 1 | at | Carolina | 4 |
| Tue. | Aug. 4 | Carolina | 4 | at | NY Rangers | 1 |

QUALIFYING 'C' (NEW YORK ISLANDERS WIN SERIES 3-1)

| | | | | | | |
|------|--------|--------------|---|----|--------------|---|
| Sat. | Aug. 1 | Florida | 1 | at | NY Islanders | 2 |
| Tue. | Aug. 4 | Florida | 2 | at | NY Islanders | 4 |
| Wed. | Aug. 5 | NY Islanders | 2 | at | Florida | 3 |
| Fri. | Aug. 7 | NY Islanders | 5 | at | Florida | 1 |

QUALIFYING 'D' (COLUMBUS BLUE JACKETS WIN SERIES 3-2)

| | | | | | | |
|------|--------|----------|----|----|----------|----|
| Sun. | Aug. 2 | Columbus | 2 | at | Toronto | 0 |
| Tue. | Aug. 4 | Columbus | 0 | at | Toronto | 3 |
| Thu. | Aug. 6 | Toronto | 3 | at | Columbus | 4* |
| Fri. | Aug. 7 | Toronto | 4* | at | Columbus | 3 |
| Sun. | Aug. 9 | Columbus | 3 | at | Toronto | 0 |

*Pierre-Luc Dubois scored at 18:24 of OT

**Auston Matthews scored at 13:10 of OT

ROUND ROBIN STANDINGS

| TEAM | GP | W | L | OTL | PTS | GF | GA |
|--------------|----|---|---|-----|-----|----|----|
| Philadelphia | 3 | 3 | 0 | 0 | 6 | 11 | 3 |
| Tampa Bay | 3 | 2 | 1 | 0 | 4 | 7 | 8 |
| Washington | 3 | 1 | 1 | 1 | 3 | 5 | 7 |
| Boston | 3 | 0 | 3 | 0 | 0 | 4 | 9 |

2020 STANLEY CUP® PLAYOFF RESULTS



WESTERN CONFERENCE QUALIFYING ROUND

(ALL BEST-OF-FIVE SERIES)

QUALIFYING 'E' (CHICAGO BLACKHAWKS WIN SERIES 3-1)

| | | | | | | |
|------|--------|----------|---|----|----------|---|
| Sat. | Aug. 1 | Chicago | 6 | at | Edmonton | 4 |
| Mon. | Aug. 3 | Chicago | 3 | at | Edmonton | 6 |
| Wed. | Aug. 5 | Edmonton | 3 | at | Chicago | 4 |
| Fri. | Aug. 7 | Edmonton | 2 | at | Chicago | 3 |

QUALIFYING 'F' (ARIZONA COYOTES WIN SERIES 3-1)

| | | | | | | |
|------|--------|-----------|---|----|-----------|----|
| Sun. | Aug. 2 | Arizona | 4 | at | Nashville | 3 |
| Tue. | Aug. 4 | Arizona | 2 | at | Nashville | 4 |
| Wed. | Aug. 5 | Nashville | 1 | at | Arizona | 4 |
| Fri. | Aug. 7 | Nashville | 3 | at | Arizona | 4* |

*Brad Richardson scored at 5:27 of OT

QUALIFYING 'G' (VANCOUVER CANUCKS WIN SERIES 3-1)

| | | | | | | |
|------|--------|-----------|----|----|-----------|---|
| Sun. | Aug. 2 | Minnesota | 3 | at | Vancouver | 0 |
| Tue. | Aug. 4 | Minnesota | 3 | at | Vancouver | 4 |
| Thu. | Aug. 6 | Vancouver | 3 | at | Minnesota | 0 |
| Fri. | Aug. 7 | Vancouver | 5* | at | Minnesota | 4 |

*Christopher Tanev scored at 0:11 of OT

QUALIFYING 'H' (CALGARY FLAMES WIN SERIES 3-1)

| | | | | | | |
|------|--------|----------|---|----|----------|---|
| Sat. | Aug. 1 | Winnipeg | 1 | at | Calgary | 4 |
| Mon. | Aug. 3 | Winnipeg | 3 | at | Calgary | 2 |
| Tue. | Aug. 4 | Calgary | 6 | at | Winnipeg | 2 |
| Thu. | Aug. 6 | Calgary | 4 | at | Winnipeg | 0 |

ROUND ROBIN STANDINGS

| TEAM | GP | W | L | OTL | PTS | GF | GA |
|-----------|----|---|---|-----|-----|----|----|
| Vegas | 3 | 3 | 0 | 0 | 6 | 15 | 10 |
| Colorado | 3 | 2 | 0 | 1 | 5 | 9 | 5 |
| Dallas | 3 | 1 | 2 | 0 | 2 | 5 | 10 |
| St. Louis | 3 | 0 | 2 | 1 | 1 | 6 | 10 |

2020 STANLEY CUP® PLAYOFF RESULTS



EASTERN CONFERENCE QUARTERFINALS (ALL BEST-OF-SEVEN SERIES)

SERIES 'A' (PHILADELPHIA FLYERS WIN SERIES 4-2)

| | | | | | | |
|------|---------|--------------|---|----|--------------|---|
| Wed. | Aug. 12 | Montreal | 1 | at | Philadelphia | 2 |
| Fri. | Aug. 14 | Montreal | 5 | at | Philadelphia | 0 |
| Sun. | Aug. 16 | Philadelphia | 1 | at | Montreal | 0 |
| Tue. | Aug. 18 | Philadelphia | 2 | at | Montreal | 0 |
| Wed. | Aug. 19 | Montreal | 5 | at | Philadelphia | 3 |
| Fri. | Aug. 21 | Philadelphia | 3 | at | Montreal | 2 |

SERIES 'B' (BOSTON BRUINS WIN SERIES 4-3)

| | | | | | | |
|------|---------|-----------|---|----|-----------|-----|
| Tue. | Aug. 11 | Columbus | 2 | at | Tampa Bay | 3* |
| Thu. | Aug. 13 | Columbus | 3 | at | Tampa Bay | 1 |
| Sat. | Aug. 15 | Tampa Bay | 3 | at | Columbus | 2 |
| Mon. | Aug. 17 | Tampa Bay | 2 | at | Columbus | 1 |
| Wed. | Aug. 19 | Columbus | 4 | at | Tampa Bay | 5** |

*Brayden Point scored at 10:27 of 5th OT

**Brayden Point scored at 5:12 of OT

SERIES 'C' (CAROLINA HURRICANES WIN SERIES 4-3)

| | | | | | | |
|------|---------|--------------|---|----|--------------|----|
| Wed. | Aug. 12 | NY Islanders | 4 | at | Washington | 2 |
| Fri. | Aug. 14 | NY Islanders | 5 | at | Washington | 2 |
| Sun. | Aug. 16 | Washington | 1 | at | NY Islanders | 2* |
| Tue. | Aug. 18 | Washington | 3 | at | NY Islanders | 2 |
| Thu. | Aug. 20 | NY Islanders | 4 | at | Washington | 0 |

SERIES 'D' (BOSTON BRUINS WIN SERIES 4-1)

| | | | | | | |
|------|---------|----------|---|----|----------|----|
| Wed. | Aug. 12 | Carolina | 3 | at | Boston | 4* |
| Thu. | Aug. 13 | Carolina | 3 | at | Boston | 2 |
| Sat. | Aug. 15 | Boston | 3 | at | Carolina | 1 |
| Mon. | Aug. 17 | Boston | 4 | at | Carolina | 3 |
| Wed. | Aug. 19 | Carolina | 1 | at | Boston | 2 |

*Patrice Bergeron scored at 1:13 of 2nd OT

2020 STANLEY CUP® PLAYOFF RESULTS



WESTERN CONFERENCE QUARTERFINALS (ALL BEST-OF-SEVEN SERIES)

SERIES 'E' (VEGAS GOLDEN KNIGHTS WIN SERIES 4-1)

| | | | | | | |
|------|---------|---------|---|----|---------|----|
| Tue. | Aug. 11 | Chicago | 1 | at | Vegas | 4 |
| Thu. | Aug. 13 | Chicago | 3 | at | Vegas | 4* |
| Sat. | Aug. 15 | Vegas | 2 | at | Chicago | 1 |
| Sun. | Aug. 16 | Vegas | 1 | at | Chicago | 3 |
| Tue. | Aug. 18 | Chicago | 3 | at | Vegas | 4 |

*Reilly Smith scored at 7:13 of OT

SERIES 'F' (COLORADO AVALANCHE WIN SERIES 4-1)

| | | | | | | |
|------|---------|----------|---|----|----------|---|
| Wed. | Aug. 12 | Arizona | 0 | at | Colorado | 3 |
| Fri. | Aug. 14 | Arizona | 2 | at | Colorado | 3 |
| Sat. | Aug. 15 | Colorado | 2 | at | Arizona | 4 |
| Mon. | Aug. 17 | Colorado | 7 | at | Arizona | 1 |
| Wed. | Aug. 19 | Arizona | 1 | at | Colorado | 7 |

SERIES 'G' (DALLAS STARS WIN SERIES 4-2)

| | | | | | | |
|------|---------|---------|----|----|---------|---|
| Tue. | Aug. 11 | Calgary | 3 | at | Dallas | 2 |
| Thu. | Aug. 13 | Calgary | 4 | at | Dallas | 5 |
| Fri. | Aug. 14 | Dallas | 0 | at | Calgary | 2 |
| Sun. | Aug. 16 | Dallas | 5* | at | Calgary | 4 |
| Tue. | Aug. 18 | Calgary | 1 | at | Dallas | 2 |
| Thu. | Aug. 20 | Dallas | 7 | at | Calgary | 3 |

*Alexander Radulov scored at 16:05 of OT

SERIES 'H' (VANCOUVER CANUCKS WIN SERIES 4-2)

| | | | | | | |
|------|---------|-----------|-----|----|-----------|---|
| Wed. | Aug. 12 | Vancouver | 5 | at | St. Louis | 2 |
| Fri. | Aug. 14 | Vancouver | 4* | at | St. Louis | 3 |
| Sun. | Aug. 16 | St. Louis | 3** | at | Vancouver | 2 |
| Mon. | Aug. 17 | St. Louis | 3 | at | Vancouver | 1 |
| Wed. | Aug. 19 | Vancouver | 4 | at | St. Louis | 3 |
| Fri. | Aug. 21 | St. Louis | 2 | at | Vancouver | 6 |

*Bo Horvat scored at 5:55 of OT

**Brayden Schenn at 15:06 of OT

2020 STANLEY CUP® PLAYOFF RESULTS



EASTERN CONFERENCE SEMIFINALS [ALL BEST-OF-SEVEN SERIES]

SERIES 'I' (NEW YORK ISLANDERS WIN SERIES 4-3)

| | | | | | | |
|------|---------|--------------|------|----|--------------|-----|
| Mon. | Aug. 24 | NY Islanders | 4 | at | Philadelphia | 0 |
| Wed. | Aug. 26 | NY Islanders | 3 | at | Philadelphia | 4* |
| Sat. | Aug. 29 | Philadelphia | 1 | at | NY Islanders | 3 |
| Sun. | Aug. 30 | Philadelphia | 2 | at | NY Islanders | 3 |
| Tue. | Sept. 1 | NY Islanders | 3 | at | Philadelphia | 4** |
| Thu. | Sept. 3 | Philadelphia | 5*** | at | NY Islanders | 4 |
| Sat. | Sept. 5 | NY Islanders | 4 | at | Philadelphia | 0 |

*Philippe Myers scored at 2:41 of OT

**Scott Laughton scored at 12:20 of OT

***Ivan Provorov scored at 15:03 of 2nd OT

SERIES 'J' (TAMPA BAY LIGHTNING WIN SERIES 4-1)

| | | | | | | |
|------|---------|-----------|---|----|-----------|-----|
| Sun. | Aug. 23 | Boston | 3 | at | Tampa Bay | 2 |
| Tue. | Aug. 25 | Boston | 3 | at | Tampa Bay | 4* |
| Wed. | Aug. 26 | Tampa Bay | 7 | at | Boston | 1 |
| Sat. | Aug. 29 | Tampa Bay | 3 | at | Boston | 1 |
| Mon. | Aug. 31 | Boston | 2 | at | Tampa Bay | 3** |

*Ondrej Palat scored at 4:40 of OT

**Victor Hedman scored at 14:10 of 2nd OT



WESTERN CONFERENCE SEMIFINALS [ALL BEST-OF-SEVEN SERIES]

SERIES 'K' (VEGAS GOLDEN KNIGHTS WIN SERIES 4-3)

| | | | | | | |
|------|---------|-----------|---|----|-----------|---|
| Sun. | Aug. 23 | Vancouver | 0 | at | Vegas | 5 |
| Tue. | Aug. 25 | Vancouver | 5 | at | Vegas | 2 |
| Sat. | Aug. 29 | Vegas | 3 | at | Vancouver | 0 |
| Sun. | Aug. 30 | Vegas | 5 | at | Vancouver | 3 |
| Tue. | Sept. 1 | Vancouver | 2 | at | Vegas | 1 |
| Thu. | Sept. 3 | Vegas | 0 | at | Vancouver | 4 |
| Fri. | Sept. 4 | Vancouver | 0 | at | Vegas | 3 |

SERIES 'L' (DALLAS STARS WIN SERIES 4-3)

| | | | | | | |
|------|---------|----------|----|----|----------|----|
| Sat. | Aug. 22 | Dallas | 5 | at | Colorado | 3 |
| Mon. | Aug. 24 | Dallas | 5 | at | Colorado | 2 |
| Wed. | Aug. 26 | Colorado | 6 | at | Dallas | 4 |
| Sun. | Aug. 30 | Colorado | 4 | at | Dallas | 5 |
| Mon. | Aug. 31 | Dallas | 3 | at | Colorado | 6 |
| Wed. | Sept. 2 | Colorado | 4 | at | Dallas | 1 |
| Fri. | Sept. 4 | Dallas | 5* | at | Colorado | 4* |

*Joel Kiviranta scored at 7:24 of OT

2020 STANLEY CUP® PLAYOFF RESULTS



EASTERN CONFERENCE FINAL (BEST-OF-SEVEN SERIES)

SERIES 'M' (TAMPA BAY LIGHTNING WIN SERIES 4-2)

| | | | | | | |
|------|----------|--------------|-----|----|--------------|---|
| Mon. | Sept. 7 | NY Islanders | 2 | at | Tampa Bay | 8 |
| Wed. | Sept. 9 | NY Islanders | 1 | at | Tampa Bay | 2 |
| Fri. | Sept. 11 | Tampa Bay | 3 | at | NY Islanders | 5 |
| Sun. | Sept. 13 | Tampa Bay | 4 | at | NY Islanders | 1 |
| Tue. | Sept. 15 | NY Islanders | 2* | at | Tampa Bay | 1 |
| Thu. | Sept. 17 | Tampa Bay | 2** | at | NY Islanders | |

*Jordan Eberle scored at 12:30 of 2nd OT

**Anthony Cirelli scored at 13:18 of OT



WESTERN CONFERENCE FINAL (BEST-OF-SEVEN SERIES)

SERIES 'N' (DALLAS STARS WIN SERIES 4-1)

| | | | | | | |
|------|----------|--------|-----|----|--------|----|
| Sun. | Sept. 6 | Dallas | 1 | at | Vegas | 0 |
| Tue. | Sept. 8 | Dallas | 0 | at | Vegas | 3 |
| Thu. | Sept. 10 | Vegas | 2 | at | Dallas | 3* |
| Sat. | Sept. 12 | Vegas | 1 | at | Dallas | 2 |
| Mon. | Sept. 14 | Dallas | 3** | at | Vegas | 2 |

*Alexander Radulov scored at 0:31 of OT

**Denis Gurianov scored at 3:36 of OT



2020 STANLEY CUP® FINAL (BEST-OF-SEVEN SERIES)

SERIES 'O' (TAMPA BAY LIGHTNING WIN SERIES 4-2)

| | | | | | | |
|------|----------|-----------|-----|----|-----------|---|
| Sat. | Sept. 19 | Dallas | 4 | at | Tampa Bay | 1 |
| Mon. | Sept. 21 | Dallas | 2 | at | Tampa Bay | 3 |
| Wed. | Sept. 23 | Tampa Bay | 5 | at | Dallas | 2 |
| Fri. | Sept. 25 | Tampa Bay | 5* | at | Dallas | 4 |
| Sat. | Sept. 26 | Dallas | 3** | at | Tampa Bay | 2 |
| Mon. | Sept. 28 | Tampa Bay | 2 | at | Dallas | 0 |

*Kevin Shattenkirk scored at 6:34 of OT

**Corey Perry scored at 9:23 of 2nd OT

NHL PLAYOFFS STATISTICS



2020 STANLEY CUP® PLAYOFFS SCORING LEADERS

| | PLAYER | TEAM | POS | GP | G | A | P | +/- | PIM | PP | SH | GW | OT | S | S% | TOI |
|----|---------------------|------|-----|----|----|----|----|-----|-----|----|----|----|----|----|------|-------|
| 1 | Nikita Kucherov | TBL | RW | 25 | 7 | 27 | 34 | +15 | 22 | 0 | 0 | 1 | 0 | 92 | 7.6 | 21:40 |
| 2 | Brayden Point | TBL | C | 23 | 14 | 19 | 33 | +12 | 10 | 4 | 0 | 3 | 2 | 68 | 20.6 | 20:32 |
| 3 | Miro Heiskanen | DAL | D | 27 | 6 | 20 | 26 | +8 | 2 | 2 | 0 | 0 | 0 | 59 | 10.2 | 25:58 |
| 4 | Nathan MacKinnon | COL | C | 15 | 9 | 16 | 25 | +13 | 12 | 3 | 0 | 0 | 0 | 65 | 13.9 | 21:50 |
| 5 | Victor Hedman | TBL | D | 25 | 10 | 12 | 22 | +13 | 24 | 3 | 0 | 3 | 1 | 82 | 12.2 | 26:28 |
| 6 | Mikko Rantanen | COL | RW | 15 | 7 | 14 | 21 | +11 | 6 | 2 | 0 | 0 | 0 | 55 | 12.7 | 20:04 |
| 7 | John Klingberg | DAL | D | 26 | 4 | 17 | 21 | -5 | 14 | 0 | 0 | 2 | 0 | 50 | 8.0 | 23:20 |
| 8 | Josh Bailey | NYI | RW | 22 | 2 | 18 | 20 | +8 | 0 | 0 | 1 | 1 | 0 | 31 | 6.5 | 19:13 |
| 9 | Joe Pavelski | DAL | C | 27 | 13 | 6 | 19 | +6 | 30 | 3 | 0 | 0 | 0 | 62 | 21.0 | 18:41 |
| 10 | Shea Theodore | VGK | D | 20 | 7 | 12 | 19 | +7 | 8 | 3 | 0 | 1 | 0 | 80 | 8.8 | 22:24 |
| 11 | Jamie Benn | DAL | LW | 27 | 8 | 11 | 19 | +2 | 32 | 3 | 1 | 1 | 0 | 69 | 11.6 | 17:11 |
| 12 | Ondrej Palat | TBL | LW | 25 | 11 | 7 | 18 | +14 | 10 | 3 | 0 | 3 | 1 | 80 | 13.8 | 20:55 |
| 13 | J.T. Miller | VAN | C | 17 | 6 | 12 | 18 | +3 | 14 | 2 | 0 | 0 | 0 | 31 | 19.4 | 20:35 |
| 14 | Alexander Radulov | DAL | RW | 27 | 8 | 10 | 18 | +0 | 24 | 2 | 0 | 4 | 2 | 49 | 16.3 | 16:43 |
| 15 | Nazem Kadri | COL | C | 15 | 9 | 9 | 18 | +3 | 10 | 6 | 0 | 5 | 0 | 56 | 16.1 | 18:35 |
| 16 | Brock Nelson | NYI | C | 17 | 7 | 11 | 18 | +2 | 2 | 1 | 0 | 3 | 0 | 57 | 15.8 | 19:21 |
| 17 | Elias Pettersson | VAN | C | 17 | 7 | 11 | 18 | +2 | 2 | 4 | 0 | 2 | 0 | 38 | 18.4 | 19:22 |
| 18 | Mark Stone | VGK | RW | 20 | 7 | 10 | 17 | -1 | 6 | 1 | 0 | 1 | 0 | 41 | 17.1 | 18:33 |
| 19 | Denis Gurianov | DAL | RW | 27 | 9 | 8 | 17 | +0 | 2 | 2 | 0 | 2 | 1 | 54 | 16.7 | 13:53 |
| 20 | Mathew Barzal | NYI | C | 22 | 5 | 12 | 17 | +2 | 10 | 1 | 0 | 1 | 1 | 53 | 9.4 | 20:16 |
| 21 | Andre Burakovsky | COL | LW | 15 | 7 | 10 | 17 | +7 | 4 | 1 | 0 | 1 | 0 | 24 | 29.2 | 13:27 |
| 22 | Quinn Hughes | VAN | D | 17 | 2 | 14 | 16 | -2 | 2 | 1 | 0 | 0 | 0 | 30 | 6.7 | 22:48 |
| 23 | Cale Makar | COL | D | 15 | 4 | 11 | 15 | +12 | 0 | 2 | 0 | 2 | 0 | 36 | 11.1 | 23:43 |
| 24 | Anthony Beauvillier | NYI | LW | 22 | 9 | 5 | 14 | +6 | 10 | 2 | 0 | 3 | 0 | 67 | 13.4 | 18:33 |
| 25 | Yanni Gourde | TBL | C | 25 | 7 | 7 | 14 | +12 | 19 | 2 | 0 | 2 | 0 | 54 | 13.0 | 18:19 |

2020 STANLEY CUP® PLAYOFFS GOALTENDING LEADERS

| | PLAYER | TEAM | GP | GS | SA | GA | GAA | W | L | SV | SV% | SO | TOI |
|----|--------------------|------|----|----|-----|----|------|----|----|-----|------|----|----------|
| 1 | Andrei Vasilevskiy | TBL | 25 | 25 | 740 | 54 | 1.90 | 18 | 7 | 686 | .927 | 1 | 1,708:12 |
| 2 | Anton Khudobin | DAL | 25 | 24 | 811 | 67 | 2.69 | 14 | 10 | 744 | .917 | 1 | 1,492:55 |
| 3 | Semyon Varlamov | NYI | 20 | 19 | 559 | 44 | 2.14 | 11 | 7 | 515 | .921 | 2 | 1,232:44 |
| 4 | Carter Hart | PHI | 14 | 14 | 431 | 32 | 2.23 | 9 | 5 | 399 | .926 | 2 | 859:38 |
| 5 | Robin Lehner | VGK | 16 | 16 | 386 | 32 | 1.99 | 9 | 7 | 354 | .917 | 4 | 965:52 |
| 6 | Jacob Markstrom | VAN | 14 | 14 | 491 | 40 | 2.85 | 8 | 6 | 451 | .919 | 1 | 841:11 |
| 7 | Carey Price | MTL | 10 | 10 | 282 | 18 | 1.78 | 5 | 5 | 264 | .936 | 2 | 605:32 |
| 8 | Cam Talbot | CGY | 10 | 10 | 316 | 24 | 2.42 | 5 | 4 | 292 | .924 | 2 | 595:33 |
| 9 | Philipp Grubauer | COL | 7 | 7 | 154 | 12 | 1.87 | 5 | 1 | 141 | .922 | 1 | 385:20 |
| 10 | Darcy Kuemper | ARI | 9 | 9 | 334 | 29 | 3.47 | 4 | 5 | 305 | .913 | 0 | 501:59 |

DETROIT RED WINGS STATISTICS

2019-20 RED WINGS REGULAR SEASON STATISTICS

| | PLAYER | POS | GP | G | A | P | +/- | PIM | PP | SH | GW | OT | S | S% | TOI/G |
|----|--------------------|-----|----|----|----|----|-----|-----|----|----|----|----|-----|------|-------|
| 71 | Dylan Larkin | C | 71 | 19 | 34 | 53 | -21 | 39 | 5 | 0 | 0 | 0 | 223 | 8.5 | 21:15 |
| 59 | Tyler Bertuzzi | LW | 71 | 21 | 27 | 48 | -23 | 40 | 3 | 0 | 1 | 0 | 129 | 16.3 | 19:19 |
| 39 | Anthony Mantha | RW | 43 | 16 | 22 | 38 | -7 | 34 | 6 | 0 | 3 | 0 | 137 | 11.7 | 18:54 |
| 14 | Robby Fabbri | C | 52 | 14 | 17 | 31 | -29 | 18 | 6 | 0 | 3 | 0 | 104 | 13.5 | 17:16 |
| 17 | Filip Hronek | D | 65 | 9 | 22 | 31 | -38 | 46 | 1 | 0 | 0 | 0 | 125 | 7.2 | 23:54 |
| 72 | Andreas Athanasiou | LW | 46 | 10 | 14 | 24 | -45 | 26 | 3 | 0 | 2 | 0 | 115 | 8.7 | 16:32 |
| 51 | Valtteri Filppula | C | 70 | 6 | 15 | 21 | -42 | 24 | 1 | 1 | 0 | 0 | 63 | 9.5 | 16:37 |
| 74 | Madison Bowey | D | 53 | 3 | 14 | 17 | -16 | 34 | 0 | 0 | 0 | 0 | 70 | 4.3 | 17:54 |
| 43 | Darren Helm | LW | 68 | 9 | 7 | 16 | -6 | 37 | 0 | 1 | 0 | 0 | 102 | 8.8 | 13:44 |
| 11 | Filip Zadina | RW | 28 | 8 | 7 | 15 | -13 | 2 | 4 | 0 | 1 | 0 | 60 | 13.3 | 15:10 |
| 25 | Mike Green | D | 48 | 3 | 8 | 11 | -32 | 32 | 1 | 0 | 1 | 0 | 74 | 4.1 | 21:04 |
| 41 | Luke Glendening | C | 60 | 6 | 3 | 9 | -29 | 14 | 0 | 1 | 1 | 0 | 76 | 7.9 | 15:21 |
| 51 | Frans Nielsen | C | 60 | 4 | 5 | 9 | -13 | 8 | 0 | 1 | 0 | 0 | 86 | 4.7 | 13:41 |
| 22 | Patrik Nemeth | D | 64 | 1 | 8 | 9 | -10 | 28 | 0 | 0 | 1 | 0 | 89 | 1.1 | 22:02 |
| 21 | Dennis Cholowski | D | 36 | 2 | 6 | 8 | -26 | 6 | 1 | 0 | 1 | 1 | 51 | 3.9 | 19:13 |
| 67 | Taro Hirose | LW | 26 | 2 | 5 | 7 | -12 | 6 | 0 | 0 | 0 | 0 | 21 | 9.5 | 12:33 |
| 83 | Trevor Daley | D | 43 | 0 | 7 | 7 | -22 | 20 | 0 | 0 | 0 | 0 | 37 | 0.0 | 15:39 |
| 73 | Adam Erne | LW | 56 | 2 | 3 | 5 | -24 | 28 | 0 | 0 | 0 | 0 | 63 | 3.2 | 11:49 |
| 70 | Christoffer Ehn | C | 54 | 2 | 2 | 4 | -21 | 2 | 0 | 0 | 0 | 0 | 36 | 5.6 | 10:25 |
| 61 | Jacob de la Rose | LW | 16 | 1 | 3 | 4 | +3 | 4 | 0 | 0 | 0 | 0 | 15 | 6.7 | 12:13 |
| 29 | Brendan Pertini | LW | 39 | 1 | 3 | 4 | -18 | 10 | 0 | 0 | 0 | 0 | 47 | 2.1 | 10:46 |
| 65 | Danny DeKeyser | D | 8 | 0 | 4 | 4 | +0 | 4 | 0 | 0 | 0 | 0 | 12 | 0.0 | 22:04 |
| 48 | Givani Smith | RW | 21 | 2 | 1 | 3 | -2 | 9 | 0 | 0 | 0 | 0 | 22 | 9.1 | 9:41 |
| 3 | Alex Biega | D | 49 | 0 | 3 | 3 | -9 | 24 | 0 | 0 | 0 | 0 | 55 | 0.0 | 16:25 |
| 8 | Justin Abdelkader | LW | 49 | 0 | 3 | 3 | -14 | 25 | 0 | 0 | 0 | 0 | 40 | 0.0 | 11:32 |
| 2 | Joe Hicketts | D | 6 | 0 | 2 | 2 | -5 | 2 | 0 | 0 | 0 | 0 | 6 | 0.0 | 18:17 |
| 89 | Sam Gagner | C | 6 | 1 | 0 | 1 | -1 | 2 | 1 | 0 | 0 | 0 | 10 | 10.0 | 15:05 |
| 28 | Gustav Lindstrom | D | 16 | 0 | 1 | 1 | -6 | 14 | 0 | 0 | 0 | 0 | 9 | 0.0 | 16:32 |
| 32 | Brian Lashoff | D | 9 | 0 | 1 | 1 | +1 | 6 | 0 | 0 | 0 | 0 | 6 | 0.0 | 14:33 |
| 26 | Cody Goloubef | D | 2 | 0 | 0 | 0 | -1 | 0 | 0 | 0 | 0 | 0 | 1 | 0.0 | 15:11 |
| 37 | Evgeny Svechnikov | RW | 4 | 0 | 0 | 0 | -1 | 2 | 0 | 0 | 0 | 0 | 7 | 0.0 | 8:20 |
| 15 | Dmytro Timashov | LW | 5 | 0 | 0 | 0 | +0 | 0 | 0 | 0 | 0 | 0 | 3 | 0.0 | 11:54 |
| 20 | Dylan McIlrath | D | 16 | 0 | 0 | 0 | -4 | 23 | 0 | 0 | 0 | 0 | 14 | 0.0 | 14:49 |
| 52 | Jonathan Ericsson | D | 18 | 0 | 0 | 0 | -12 | 4 | 0 | 0 | 0 | 0 | 16 | 0.0 | 14:15 |

2019-20 RED WINGS GOALTENDERS STATISTICS

| | PLAYER | GP | GS | W | L | OT | SA | GA | GAA | SV | SV% | SO | PIM | TOI |
|----|------------------|----|----|----|----|----|-------|-----|------|-------|------|----|-----|----------|
| 45 | Jonathan Bernier | 46 | 41 | 15 | 22 | 3 | 1,353 | 126 | 2.95 | 1,227 | .907 | 1 | 4 | 2,565:56 |
| 35 | Jimmy Howard | 27 | 27 | 2 | 23 | 2 | 817 | 96 | 4.20 | 721 | .882 | 0 | 0 | 1,371:34 |
| 34 | Eric Comrie | 3 | 2 | 0 | 2 | 0 | 66 | 9 | 4.28 | 57 | .864 | 0 | 0 | 126:15 |
| 31 | Calvin Pickard | 3 | 1 | 0 | 2 | 0 | 74 | 15 | 5.46 | 59 | .797 | 0 | 0 | 164:53 |



FANTASTIC FOUR

Anthony Mantha started the 2019-20 season on a torrid pace, racking up seven points in the team's first two games, including his first career four-goal game on Oct. 6 vs. Dallas. The four-goal output represented a long list of accomplishments, including the first four-goal game for Detroit since 2010-11, and the first player to score all of the Red Wings' goals in a win with four-or-more goals scored since Sergei Fedorov in 1996-97. (Photo:

Gregory Shamus/NHLI via Getty Images)

2019-20 GAME-BY-GAME RESULTS

71-GAME REGULAR SEASON

| GAME | DATE | OPPOSITION | RESULT | SCORE | RECORD | POINTS |
|------|----------|------------|--------|-------|---------|--------|
| 1 | 10/5/19 | @NSH | W | 5-3 | 1-0-0 | 2 |
| 2 | 10/6/19 | DAL | W | 4-3 | 2-0-0 | 4 |
| 3 | 10/8/19 | ANA | L | 1-3 | 2-1-0 | 4 |
| 4 | 10/10/19 | @MTL | W | 4-2 | 3-1-0 | 6 |
| 5 | 10/12/19 | TOR | L | 2-5 | 3-2-0 | 6 |
| 6 | 10/15/19 | @VAN | L | 1-5 | 3-3-0 | 6 |
| 7 | 10/17/19 | @CGY | L | 1-5 | 3-4-0 | 6 |
| 8 | 10/18/19 | @EDM | L | 1-2 | 3-5-0 | 6 |
| 9 | 10/22/19 | VAN | L | 2-5 | 3-6-0 | 6 |
| 10 | 10/23/19 | @OTT | L | 2-5 | 3-7-0 | 6 |
| 11 | 10/25/19 | BUF | L | 0-2 | 3-8-0 | 6 |
| 12 | 10/27/19 | STL | OTL | 4-5 | 3-8-1 | 7 |
| 13 | 10/29/19 | EDM | W | 3-1 | 4-8-1 | 9 |
| 14 | 11/1/19 | @CAR | L | 3-7 | 4-9-1 | 9 |
| 15 | 11/2/19 | @FLA | L | 0-4 | 4-10-1 | 9 |
| 16 | 11/4/19 | NSH | L | 1-6 | 4-11-1 | 9 |
| 17 | 11/6/19 | @NYR | L | 1-5 | 4-12-1 | 9 |
| 18 | 11/8/19 | BOS | W | 4-2 | 5-12-1 | 11 |
| 19 | 11/10/19 | VGK | W | 3-2 | 6-12-1 | 13 |
| 20 | 11/12/19 | @ANA | OTW | 4-3 | 7-12-1 | 15 |
| 21 | 11/14/19 | @LAK | OTL | 2-3 | 7-12-2 | 16 |
| 22 | 11/16/19 | @SJS | SOL | 3-4 | 7-12-3 | 17 |
| 23 | 11/19/19 | OTT | L | 3-4 | 7-13-3 | 17 |
| 24 | 11/21/19 | @CBJ | L | 4-5 | 7-14-3 | 17 |
| 25 | 11/23/19 | @NJD | L | 1-5 | 7-15-3 | 17 |
| 26 | 11/24/19 | CAR | L | 0-2 | 7-16-3 | 17 |
| 27 | 11/27/19 | TOR | L | 0-6 | 7-17-3 | 17 |
| 28 | 11/29/19 | @PHI | L | 1-6 | 7-18-3 | 17 |
| 29 | 11/30/19 | WSH | L | 2-5 | 7-19-3 | 17 |
| 30 | 12/2/19 | NYI | L | 1-4 | 7-20-3 | 17 |
| 31 | 12/7/19 | PIT | L | 3-5 | 7-21-3 | 17 |
| 32 | 12/10/19 | @WPG | L | 1-5 | 7-22-3 | 17 |
| 33 | 12/12/19 | WPG | W | 5-2 | 8-22-3 | 19 |
| 34 | 12/14/19 | @MTL | W | 2-1 | 9-22-3 | 21 |
| 35 | 12/15/19 | LAK | L | 2-4 | 9-23-3 | 21 |
| 36 | 12/17/19 | CBJ | L | 3-5 | 9-24-3 | 21 |
| 37 | 12/21/19 | @TOR | L | 1-4 | 9-25-3 | 21 |
| 38 | 12/22/19 | ARI | L | 2-5 | 9-26-3 | 21 |
| 39 | 12/28/19 | @FLA | L | 4-5 | 9-27-3 | 21 |
| 40 | 12/29/19 | @TBL | L | 1-2 | 9-28-3 | 21 |
| 41 | 12/31/19 | SJS | W | 2-0 | 10-28-3 | 23 |
| 42 | 1/3/20 | @DAL | L | 1-4 | 10-29-3 | 23 |
| 43 | 1/5/20 | @CHI | L | 2-4 | 10-30-3 | 23 |
| 44 | 1/7/20 | MTL | W | 4-3 | 11-30-3 | 25 |
| 45 | 1/10/20 | OTT | SOW | 3-2 | 12-30-3 | 27 |
| 46 | 1/12/20 | BUF | L | 1-5 | 12-31-3 | 27 |
| 47 | 1/14/20 | @NYI | L | 2-8 | 12-32-3 | 27 |
| 48 | 1/17/20 | PIT | OTL | 1-2 | 12-32-4 | 28 |

2019-20 GAME-BY-GAME RESULTS

| GF | GA | GOALTENDER | GAME WINNING GOAL |
|-----|-----|------------|-------------------|
| 5 | 3 | HOWARD | GLENDENING |
| 9 | 6 | BERNIER | MANTHA |
| 10 | 9 | HOWARD | Ritchie |
| 14 | 11 | BERNIER | MANTHA |
| 16 | 16 | HOWARD | Kerfoot |
| 17 | 21 | BERNIER | Edler |
| 18 | 26 | HOWARD | Lindholm |
| 19 | 28 | BERNIER | Bear |
| 21 | 33 | HOWARD | Virtanen |
| 23 | 38 | BERNIER | Pageau |
| 23 | 40 | HOWARD | McCabe |
| 27 | 45 | BERNIER | Perron |
| 30 | 46 | HOWARD | NEMETH |
| 33 | 53 | HOWARD | Necas |
| 33 | 57 | BERNIER | Connolly |
| 34 | 63 | HOWARD | Turris |
| 35 | 68 | HOWARD | Kreider |
| 39 | 70 | BERNIER | FABBRI |
| 42 | 72 | BERNIER | MANTHA |
| 46 | 75 | BERNIER | CHOLOWSKI |
| 48 | 78 | BERNIER | Iafallo |
| 51 | 82 | HOWARD | Labanc |
| 54 | 86 | BERNIER | Tkachuk |
| 58 | 91 | HOWARD | Robinson |
| 59 | 96 | BERNIER | Butcher |
| 59 | 98 | HOWARD | Aho |
| 59 | 104 | HOWARD | Dermott |
| 60 | 110 | PICKARD | Gostisbehere |
| 62 | 115 | BERNIER | Wilson |
| 63 | 119 | BERNIER | Beauvillier |
| 66 | 124 | BERNIER | Kahun |
| 67 | 129 | COMRIE | Wheeler |
| 72 | 131 | BERNIER | FABBRI |
| 74 | 132 | BERNIER | GREEN |
| 76 | 136 | COMRIE | Kopitar |
| 79 | 141 | BERNIER | Dubois |
| 80 | 145 | PICKARD | Matthews |
| 82 | 150 | HOWARD | Soderberg |
| 86 | 155 | HOWARD | Stralman |
| 87 | 157 | BERNIER | Point |
| 89 | 157 | BERNIER | BERTUZZI |
| 90 | 161 | BERNIER | Faksa |
| 92 | 165 | BERNIER | Boqvist |
| 96 | 168 | BERNIER | ZADINA |
| 99 | 170 | HOWARD | LARKIN |
| 100 | 175 | HOWARD | Rodrigues |
| 102 | 183 | HOWARD | Nelson |
| 103 | 185 | HOWARD | Crosby |

2019-20 GAME-BY-GAME RESULTS

71-GAME REGULAR SEASON

| GAME | DATE | OPPOSITION | RESULT | SCORE | RECORD | POINTS |
|------|---------|------------|--------|-------|---------|--------|
| 49 | 1/18/20 | FLA | L | 1-4 | 12-33-4 | 28 |
| 50 | 1/20/20 | @COL | L | 3-6 | 12-34-4 | 28 |
| 51 | 1/22/20 | @MIN | L | 2-4 | 12-35-4 | 28 |
| 52 | 1/31/20 | @NYR | L | 2-4 | 12-36-4 | 28 |
| 53 | 2/1/20 | NYR | L | 0-1 | 12-37-4 | 28 |
| 54 | 2/3/20 | PHI | L | 0-3 | 12-38-4 | 28 |
| 55 | 2/6/20 | @BUF | SOW | 4-3 | 13-38-4 | 30 |
| 56 | 2/7/20 | @CBJ | L | 0-2 | 13-39-4 | 30 |
| 57 | 2/9/20 | BOS | W | 3-1 | 14-39-4 | 32 |
| 58 | 2/11/20 | @BUF | L | 2-3 | 14-40-4 | 32 |
| 59 | 2/13/20 | @NJD | L | 1-4 | 14-41-4 | 32 |
| 60 | 2/15/20 | @BOS | L | 1-4 | 14-42-4 | 32 |
| 61 | 2/16/20 | @PIT | L | 1-5 | 14-43-4 | 32 |
| 62 | 2/18/20 | MTL | W | 4-3 | 15-43-4 | 34 |
| 63 | 2/21/20 | @NYI | L | 1-4 | 15-44-4 | 34 |
| 64 | 2/23/20 | CGY | L | 2-4 | 15-45-4 | 34 |
| 65 | 2/25/29 | NJD | L | 1-4 | 15-46-4 | 34 |
| 66 | 2/27/20 | MIN | L | 1-7 | 15-47-4 | 34 |
| 67 | 2/29/20 | @OTT | SOL | 3-4 | 15-47-5 | 35 |
| 68 | 3/2/20 | COL | L | 1-2 | 15-48-5 | 35 |
| 69 | 3/6/20 | CHI | W | 2-1 | 16-48-5 | 37 |
| 70 | 3/8/20 | TBL | SOW | 5-4 | 17-48-5 | 39 |
| 71 | 3/10/20 | CAR | L | 2-5 | 17-49-5 | 39 |

2019-20 GAME-BY-GAME RESULTS

| GF | GA | GOALTENDER | GAME WINNING GOAL |
|-----|-----|------------|-------------------|
| 104 | 189 | HOWARD | Pysyk |
| 107 | 195 | HOWARD | Nieto |
| 109 | 199 | HOWARD | Zucker |
| 111 | 203 | HOWARD | Panarin |
| 111 | 204 | BERNIER | Zibanejad |
| 111 | 207 | BERNIER | Laughton |
| 115 | 210 | BERNIER | LARKIN |
| 115 | 212 | HOWARD | Werenski |
| 118 | 213 | BERNIER | ATHANASIOU |
| 120 | 216 | BERNIER | Reinhart |
| 121 | 220 | BERNIER | Simmonds |
| 122 | 224 | BERNIER | Bergeron |
| 123 | 229 | HOWARD | Letang |
| 127 | 232 | BERNIER | ATHANASIOU |
| 128 | 236 | BERNIER | Eberle |
| 130 | 240 | BERNIER | Mangiapane |
| 131 | 244 | BERNIER | Bratt |
| 132 | 251 | HOWARD | Donato |
| 135 | 255 | BERNIER | Anisimov |
| 136 | 257 | BERNIER | O'Connor |
| 138 | 258 | BERNIER | FABBRI |
| 143 | 262 | BERNIER | FABBRI |
| 145 | 267 | BERNIER | Williams |

2019-20 GAME-BY-GAME HOME RESULTS

37-GAME HOME SCHEDULE RESULTS

| GAME | DATE | OPPOSITION | RESULT | SCORE | RECORD | ATTENDANCE | SELLOUTS |
|------|----------|------------|--------|-------|---------|------------|----------|
| 1 | 10/6/19 | DAL | W | 4-3 | 1-0-0 | 19,515 | * |
| 2 | 10/8/19 | ANA | L | 1-3 | 1-1-0 | 18,209 | |
| 3 | 10/12/19 | TOR | L | 2-5 | 1-2-0 | 19,515 | * |
| 4 | 10/22/19 | VAN | L | 2-5 | 1-3-0 | 18,455 | |
| 5 | 10/25/19 | BUF | L | 0-2 | 1-4-0 | 18,616 | |
| 6 | 10/27/19 | STL | OTL | 4-5 | 1-4-1 | 18,331 | |
| 7 | 10/29/19 | EDM | W | 3-1 | 2-4-1 | 19,515 | * |
| 8 | 11/4/19 | NSH | L | 1-6 | 2-5-1 | 18,526 | |
| 9 | 11/8/19 | BOS | W | 4-2 | 3-5-1 | 19,515 | * |
| 10 | 11/10/19 | VGK | W | 3-2 | 4-5-1 | 19,057 | |
| 11 | 11/19/19 | OTT | L | 3-4 | 4-6-1 | 19,156 | |
| 12 | 11/24/19 | CAR | L | 0-2 | 4-7-1 | 18,726 | |
| 13 | 11/27/19 | TOR | L | 0-6 | 4-8-1 | 19,515 | * |
| 14 | 11/30/19 | WSH | L | 2-5 | 4-9-1 | 19,190 | |
| 15 | 12/2/19 | NYI | L | 1-4 | 4-10-1 | 17,510 | |
| 16 | 12/7/19 | PIT | L | 3-5 | 4-11-1 | 19,515 | * |
| 17 | 12/12/19 | WPG | W | 5-2 | 5-11-1 | 18,832 | |
| 18 | 12/15/19 | LAK | L | 2-4 | 5-12-1 | 18,540 | |
| 19 | 12/17/19 | CBJ | L | 3-5 | 5-13-1 | 17,639 | |
| 20 | 12/22/19 | ARI | L | 2-5 | 5-14-1 | 19,515 | * |
| 21 | 12/31/19 | SJS | W | 2-0 | 6-14-1 | 19,515 | * |
| 22 | 1/7/20 | MTL | W | 4-3 | 7-14-1 | 17,538 | |
| 23 | 1/10/20 | OTT | SOW | 3-2 | 8-14-1 | 18,724 | |
| 24 | 1/12/20 | BUF | L | 1-5 | 8-15-1 | 18,312 | |
| 25 | 1/17/20 | PIT | OTL | 1-2 | 8-15-2 | 19,515 | * |
| 26 | 1/18/20 | FLA | L | 1-4 | 8-16-2 | 19,231 | |
| 27 | 2/1/20 | NYR | L | 0-1 | 8-17-2 | 19,515 | * |
| 28 | 2/3/20 | PHI | L | 0-3 | 8-18-2 | 17,526 | |
| 29 | 2/9/20 | BOS | W | 3-1 | 9-18-2 | 19,515 | * |
| 30 | 2/18/20 | MTL | W | 4-3 | 10-18-2 | 18,947 | |
| 31 | 2/23/20 | CGY | L | 2-4 | 10-19-2 | 18,022 | |
| 32 | 2/25/20 | NJD | L | 1-4 | 10-20-2 | 17,525 | |
| 33 | 2/27/20 | MIN | L | 1-7 | 10-21-2 | 17,663 | |
| 34 | 3/2/20 | COL | L | 1-2 | 10-22-2 | 17,708 | |
| 35 | 3/6/20 | CHI | W | 2-1 | 11-22-2 | 19,515 | * |
| 36 | 3/8/20 | TBL | SOW | 5-4 | 12-22-2 | 18,841 | |
| 37 | 3/10/20 | CAR | L | 2-5 | 12-23-2 | 17,511 | |

Home Record: 12-23-2

Home Attendance: 692,515

Average: 18,717

*** =** Home Sellout

SOW = Shootout win

SOL = Shootout loss

OTW = Overtime win

OTL = Overtime loss

2019-20 GAME-BY-GAME ROAD RESULTS

34-GAME ROAD SCHEDULE RESULTS

| GAME | DATE | OPPOSITION | RESULT | SCORE | RECORD | ATTENDANCE | SELLOUTS |
|------|----------|------------|--------|-------|--------|------------|----------|
| 1 | 10/5/19 | @NSH | W | 5-3 | 1-0-0 | 17,539 | * |
| 2 | 10/10/19 | @MTL | W | 4-2 | 2-0-0 | 21,302 | * |
| 3 | 10/15/19 | @VAN | L | 1-5 | 2-1-0 | 18,183 | |
| 4 | 10/17/19 | @CGY | L | 1-5 | 2-2-0 | 18,232 | |
| 5 | 10/18/19 | @EDM | L | 1-2 | 2-3-0 | 17,420 | |
| 6 | 10/23/19 | @OTT | L | 2-5 | 2-4-0 | 11,026 | |
| 7 | 11/1/19 | @CAR | L | 3-7 | 2-5-0 | 15,383 | |
| 8 | 11/2/19 | @FLA | L | 0-4 | 2-6-0 | 14,411 | |
| 9 | 11/6/19 | @NYR | L | 1-5 | 2-7-0 | 16,804 | |
| 10 | 11/12/19 | @ANA | OTW | 4-3 | 3-7-0 | 15,046 | |
| 11 | 11/14/19 | @LAK | OTL | 2-3 | 3-7-1 | 16,871 | |
| 12 | 11/16/19 | @SJS | SOL | 3-4 | 3-7-2 | 17,562 | * |
| 13 | 11/21/19 | @CBJ | L | 4-5 | 3-8-2 | 14,417 | |
| 14 | 11/23/19 | @NJD | L | 1-5 | 3-9-2 | 16,514 | * |
| 15 | 11/29/19 | @PHI | L | 1-6 | 3-10-2 | 18,566 | |
| 16 | 12/10/19 | @WPG | L | 1-5 | 3-11-2 | 15,325 | * |
| 17 | 12/14/19 | @MTL | W | 2-1 | 4-11-2 | 21,302 | * |
| 18 | 12/21/19 | @TOR | L | 1-4 | 4-12-2 | 19,080 | * |
| 19 | 12/28/19 | @FLA | L | 4-5 | 4-13-2 | 17,731 | * |
| 20 | 12/29/19 | @TBL | L | 1-2 | 4-14-2 | 19,092 | * |
| 21 | 1/3/20 | @DAL | L | 1-4 | 4-15-2 | 18,532 | * |
| 22 | 1/5/20 | @CHI | L | 2-4 | 4-16-2 | 21,493 | * |
| 23 | 1/14/20 | @NYI | L | 2-8 | 4-17-2 | 12,542 | |
| 24 | 1/20/20 | @COL | L | 3-6 | 4-18-2 | 18,110 | * |
| 25 | 1/22/20 | @MIN | L | 2-4 | 4-19-2 | 17,212 | |
| 26 | 1/31/20 | @NYR | L | 2-4 | 4-20-2 | 17,169 | |
| 27 | 2/6/20 | @BUF | SOW | 4-3 | 5-20-2 | 16,607 | |
| 28 | 2/7/20 | @CBJ | L | 0-2 | 5-21-2 | 18,978 | * |
| 29 | 2/11/20 | @BUF | L | 2-3 | 5-22-2 | 16,588 | |
| 30 | 2/13/20 | @NJD | L | 1-4 | 5-23-2 | 12,941 | |
| 31 | 2/15/20 | @BOS | L | 1-4 | 5-24-2 | 18,654 | * |
| 32 | 2/16/20 | @PIT | L | 1-5 | 5-25-2 | 18,654 | * |
| 33 | 2/21/20 | @NYI | L | 1-4 | 5-26-2 | 13,917 | * |
| 34 | 2/29/20 | @OTT | SOL | 3-4 | 5-26-3 | 15,505 | |

Road Record: 5-26-3

Road Attendance: 578,708

Average: 17,021

*** =** Road Sellout

SOW = Shootout win

SOL = Shootout loss

OTW = Overtime win

OTL = Overtime loss



WASTING NO TIME

Highlighting Detroit's in-season acquisitions was Robby Fabbri, acquired in a trade with St. Louis on Nov. 6. After struggling to regain a regular spot in the lineup following injuries that sidelined him for nearly a year-and-a-half, Fabbri scored twice in his Red Wings debut on Nov. 8 vs. Boston. He went on to tie for fourth in team scoring with 31 points in 52 games. (Photo: Dave Reginek/NHLI via Getty Images)

2020-21 TEAM DIRECTORY



ANAHEIM DUCKS

2695 Katella Ave.
Anaheim, CA 92806
ducks.nhl.com

Home Arena Honda Center
Capacity 17,174
Office Phone (714) 940-2900
Entered NHL 1993-94 (28th season)
Conference Western
Division Pacific
Regular Season Record 973-804-107-171
Seasons in Playoffs 14
Division / Conference Titles 6 / 2
Playoff Record 89-73
Stanley Cup Champions 2007
2019-20 Record 29-33-9 (67 pts.)
2020 Playoffs Did Not Qualify
AHL Affiliate San Diego Gulls
ECHL Affiliate Tulsa Oilers

Staff Listing

Owners Henry and Susan Samuelli
Executive VP/General Manager Bob Murray
Senior VP of Hockey Operations David McNab
Assistant General Manager Martin Madden
Assistant General Manager David Nonis
Director of Pro Scouting Rick Paterson
Director of Player Development ... Todd Marchant
Director of Player Evaluation Bruce Franklin
Head Coach Dallas Eakins
Advisor to Coaching Staff Darryl Sutter
Assistant Coach Mark Morrison
Assistant Coach Marty Wilford
Goaltending Coach Sudarshan Maharaj
Video Coaches Joe Piscotty, Brett Ferguson
Player Development Staff Mike Eastwood,
Francois Beauchemin
Strength & Conditioning Coach Matt Herring
Head Athletic Trainer Joe Huff
Head Equipment Manager Chris Aldrich
Director of Media/Comms Alex Gilchrist
Media/Comms Manager Keren Lynch

All-Time vs. ANAHEIM

| SEASON RECORD | GP | W | L | T | OTL | PTS | GF | GA |
|---------------|-----------|-----------|-----------|----------|----------|------------|------------|------------|
| Home | 44 | 33 | 8 | 3 | 0 | 69 | 149 | 98 |
| Road | 45 | 20 | 17 | 4 | 4 | 48 | 115 | 111 |
| TOTALS | 89 | 53 | 25 | 7 | 4 | 117 | 264 | 209 |

2019-20 RESULTS

| DATE | SITE | W/L | DRW | ANA |
|-------------|------|-----|-----|-----|
| October 8 | H | L | 1 | 3 |
| November 12 | A | OTW | 4 | 3 |

LAST FIVE SEASONS

| SEASON | GP | W | L | OT | PTS | GF | GA |
|----------------|----|---|---|----|-----|----|----|
| 2019-20 | 2 | 1 | 1 | 0 | 2 | 5 | 6 |
| 2018-19 | 2 | 1 | 0 | 1 | 3 | 5 | 4 |
| 2017-18 | 2 | 1 | 1 | 0 | 2 | 4 | 5 |
| 2016-17 | 2 | 1 | 1 | 0 | 2 | 6 | 6 |
| 2015-16 | 2 | 1 | 1 | 0 | 2 | 5 | 5 |

THE LAST TIME...

| | RED WINGS | DUCKS |
|-------------------|----------------------------------|-------------------------------|
| Home Win | Jan. 15, 2019 | Oct. 8, 2018 |
| Road Win | Nov. 12, 2019 | Oct. 8, 2019 |
| Overtime Win | Nov. 12, 2019 (Dennis Cholowski) | May 8, 2013 (Nick Bonino) |
| Shutout For | Nov. 5, 2011 (Jimmy Howard) | Jan. 4, 2017 (John Gibson) |
| Hat Trick For | Dec. 17, 2016 (Tomas Tatar) | Oct. 29, 2008 (Teemu Selanne) |
| Penalty Shot Goal | Never | March 2, 2011 (Bobby Ryan) |
| Shorthanded Goal | May 12, 2013 (Justin Abdelkader) | May 4, 2013 (Ryan Getzlaf) |

PLAYOFF HISTORY

| | |
|--------------------------|--|
| Last Meeting | 2013: DET defeated ANA 4-3 in Western Conference Quarterfinals |
| All-Time / Series Record | 18-14 all-time / 4-2 series |

2020-21 TEAM DIRECTORY



ARIZONA COYOTES

9400 W. Maryland Ave.
Glendale, AZ 85305
coyotes.nhl.com

Home ArenaGila River Arena
Capacity17,125
Office Phone(623) 772-3200
Entered NHL1979-80 (42nd season)
ConferenceWestern
DivisionPacific
Regular Season Record1311-1442-266-259
Seasons in Playoffs20
Division / Conference Titles1 / 0
Playoff Record45-83
Stanley Cup ChampionsNone
2019-20 Record33-29-8 (74 pts.)
2020 PlayoffsLost to COL in First Round
AHL AffiliateTucson Roadrunners
ECHL AffiliateRapid City Rush

Staff Listing

Owner, Chairman & Governor Alex Meruelo
Minority Owner Andrew Barroway
President & CEO Xavier A. Gutierrez
General Manager Bill Armstrong
Assistant General Manager Steve Sullivan
Special Assistant to the GM Brian Daccord
Special Assistant to the GM Scott Walker
Director, Pro Scouting Bryan Stewart
Director, Amateur Scouting Darryl Plandowski
Director, Player Development Mark Bell
Head Coach Rick Tocchet
Assistant Coach Phil Housley
Goaltending Coach Corey Schwab
Goaltending Development Coach Zac Bierk
Player Development Coach Alex Henry
Strength & Conditioning Coach J.P. Major
Head Athletic Trainer Dave Zenobi
Head Equipment Manager Stan Wilson
Executive VP, Communications Rich Nairn
Director, Media Relations Greg Dillard
Manager, Media Relations Jeffrey Sanders

All-Time vs. ARIZONA

| SEASON RECORD | GP | W | L | T | OTL | PTS | GF | GA |
|---------------|------------|-----------|-----------|-----------|----------|------------|------------|------------|
| Home | 73 | 39 | 24 | 8 | 2 | 88 | 278 | 233 |
| Road | 71 | 33 | 22 | 14 | 2 | 82 | 224 | 205 |
| TOTALS | 144 | 72 | 46 | 22 | 4 | 170 | 502 | 438 |

2019-20 RESULTS

| DATE | SITE | W/L | DRW | ARI |
|-------------|------|-----|-----|-----|
| December 22 | H | L | 2 | 5 |

LAST FIVE SEASONS

| SEASON | GP | W | L | OT | PTS | GF | GA |
|----------------|----|---|---|----|-----|----|----|
| 2019-20 | 1 | 0 | 1 | 0 | 0 | 2 | 5 |
| 2018-19 | 2 | 1 | 1 | 0 | 2 | 7 | 4 |
| 2017-18 | 2 | 2 | 0 | 0 | 4 | 9 | 5 |
| 2016-17 | 2 | 1 | 1 | 0 | 2 | 6 | 8 |
| 2015-16 | 2 | 2 | 0 | 0 | 4 | 8 | 3 |

THE LAST TIME...

| | RED WINGS | COYOTES |
|-------------------|------------------------------------|------------------------------------|
| Home Win | Nov. 13, 2018 | March 2, 2019 |
| Road Win | Oct. 12, 2017 | Dec. 22, 2019 |
| Overtime Win | Jan. 14, 2016 (Danny DeKeyser) | March 24, 2015 (Mark Arcobello) |
| Shutout For | April 20, 2010 (Jimmy Howard) | Jan. 29, 1997 (Nikolai Khabibulin) |
| Hat Trick For | April 16, 2010 (Henrik Zetterberg) | Nov. 25, 1987 (Paul MacLean) |
| Penalty Shot Goal | Feb. 13, 1989 (Steve Yzerman) | Dec. 29, 2007 (Radim Vrbata) |
| Shorthanded Goal | Oct. 12, 2017 (Luke Glendening) | March 16, 2017 (Lawson Crouse) |

PLAYOFF HISTORY

| | |
|--------------------------|--|
| Last Meeting | 2011: DET defeated PHX 4-0 in Western Conference Quarterfinals |
| All-Time / Series Record | 16-7 all-time / 4-0 series |

2020-21 TEAM DIRECTORY



BOSTON BRUINS

100 Legends Way
Boston, MA 02114
bruins.nhl.com

Home Arena TD Garden
Capacity 17,565
Office Phone (617) 624-2327
Entered NHL 1924-25 (97th season)
Conference Eastern
Division Atlantic
Regular Season Record 3208-2387-791-184
Seasons in Playoffs 73
Division / Conference Titles 29 / 5
Playoff Record 324-325-6
Stanley Cup Champions 1929, 1939, 1941
..... 1970, 1972, 2011
2019-20 Record 44-14-12 (100 pts.)
2020 Playoffs Lost to TB in Second Round
AHL Affiliate Providence Bruins
ECHL Affiliate Atlanta Gladiators

Staff Listing

Owner & Governor Jeremy M. Jacobs
Chief Executive Officer Charlie Jacobs
Senior Advisor to the Owner Harry Sinden
President Cam Neely
General Manager Don Sweeney
Assistant GMs Scott Bradley, Evan Gold
Executive Dir., Player Personnel... John Ferguson
Director, Player Dev. Jamie Langenbrunner
Player Dev. Coordinator Chris Kelly
Head Coach Bruce Cassidy
Asst. Coaches Joe Sacco,
..... Jay Pandolfo, Kevin Dean
Goaltending Coach Bob Essensa
Video Coordinator Mathew Myers
Assistant Video Coordinator Hunter Cherni
Goalkeeper Development Coach... Mike Dunham
Head Athletic Trainer Don DeNegro
Head Equipment Manager Keith Robinson
VP, Communications Matthew Chmura
Dir., Communications/Content .. Brandon McNelis
Dir., Publications/Information Heidi Holland
Content Specialist Travis Basciotta
Communications Specialist Michael Tolvo

All-Time vs. BOSTON

| SEASON RECORD | GP | W | L | T | OTL | PTS | GF | GA |
|---------------|------------|------------|------------|-----------|----------|------------|--------------|--------------|
| Home | 303 | 165 | 83 | 52 | 3 | 385 | 1,009 | 765 |
| Road | 304 | 95 | 163 | 43 | 3 | 236 | 802 | 1,072 |
| TOTALS | 607 | 260 | 246 | 95 | 6 | 621 | 1,811 | 1,837 |

2019-20 RESULTS

| DATE | SITE | W/L | DRW | BOS |
|-------------|------|-----|-----|-----|
| November 8 | H | W | 4 | 2 |
| February 9 | H | W | 3 | 1 |
| February 15 | A | L | 1 | 4 |

LAST FIVE SEASONS

| SEASON | GP | W | L | OT | PTS | GF | GA |
|----------------|----|---|---|----|-----|----|----|
| 2019-20 | 3 | 2 | 1 | 0 | 4 | 8 | 7 |
| 2018-19 | 4 | 3 | 1 | 0 | 6 | 16 | 15 |
| 2017-18 | 4 | 0 | 2 | 2 | 2 | 10 | 15 |
| 2016-17 | 4 | 1 | 2 | 1 | 3 | 10 | 16 |
| 2015-16 | 4 | 1 | 2 | 1 | 3 | 11 | 16 |

THE LAST TIME...

| | RED WINGS | BRUINS |
|--------------------------|------------------------------------|----------------------------------|
| Home Win | Feb. 9, 2020 | Feb. 15, 2020 |
| Road Win | Dec. 1, 2018 | Feb. 6, 2018 |
| Overtime Win | Nov. 21, 2018 (Andreas Athanasiou) | March 6, 2018 (Brad Marchand) |
| Shutout For | April 18, 2014 (Jimmy Howard) | Oct. 29, 2016 (Tuukka Rask) |
| Hat Trick For | March 31, 2019 (Anthony Mantha) | Oct. 13, 2018 (David Pastrnak) |
| Penalty Shot Goal | March 3, 1940 (Mud Bruneteau) | Jan. 22, 1939 (Woody Dumart) |
| Shorthanded Goal | Feb. 15, 2020 (Darren Helm) | Feb. 15, 2020 (Patrice Bergeron) |

PLAYOFF HISTORY

| | |
|---------------------------------|--|
| Last Meeting | 2014: BOS defeated DET 4-1 in Eastern Conference Quarterfinals |
| All-Time / Series Record | 15-23 all-time / 3-5 series |

2020-21 TEAM DIRECTORY



BUFFALO SABRES

One Seymour H. Knox III Plaza
Buffalo, NY 14203
sabres.nhl.com

Home Arena KeyBank Center
Capacity 19,070
Office Phone (716) 844-4100
Entered NHL 1970-71 (51st season)
Conference Eastern
Division Atlantic
Regular Season Record 1790-1530-409-160
Seasons in Playoffs 29
Division / Conference Titles 6 / 1
Playoff Record 124-132
Stanley Cup Champions None
2019-20 Record 30-31-8 (68 pts.)
2020 Playoffs Did Not Qualify
AHL Affiliate Rochester Americans
ECHL Affiliate Cincinnati Cyclones

Staff Listing

Owner/CEO Terry Pegula
Owner / President Kim Pegula
General Manager Keyvyn Adams
VP, Hockey Administration Mark Jakubowski
Director, Scouting Jeremiah Crowe
Director, Analytics Jason Nightingale
Director, Hockey Strategy Charlie Mendola
Director, Player Development Matt Ellis
Head Coach Ralph Krueger
Assistant Coach Mike Bales
Assistant Coach Don Granato
Assistant Coach Steve Smith
Video Coach Myles Fee
Video Coordinator Kyle Smith
Goaltending Development Coach... Seamus Kotyk
Equip. Mgrs Dave Williams, Rip Simonick
Head Athletic Trainer Rich Stinziano
Strength & Conditioning Coach Ed Gannon
Director, Media Relations Chris Dierken
Sr. Manager, Media Relations Ian Ott
Coordinator, Media Relations Lindsey Brown

All-Time vs. BUFFALO

| SEASON RECORD | GP | W | L | T | OTL | PTS | GF | GA |
|---------------|------------|-----------|-----------|-----------|----------|------------|------------|------------|
| Home | 74 | 42 | 24 | 5 | 3 | 92 | 254 | 208 |
| Road | 71 | 24 | 37 | 8 | 2 | 58 | 208 | 268 |
| TOTALS | 145 | 66 | 61 | 13 | 5 | 150 | 462 | 476 |

2019-20 RESULTS

| DATE | SITE | W/L | DRW | BUF |
|-------------|------|-----|-----|-----|
| October 25 | H | L | 0 | 2 |
| January 12 | H | L | 1 | 5 |
| February 6 | A | SOW | 4 | 3 |
| February 11 | A | L | 2 | 3 |

LAST FIVE SEASONS

| SEASON | GP | W | L | OT | PTS | GF | GA |
|----------------|----|---|---|----|-----|----|----|
| 2019-20 | 4 | 1 | 3 | 0 | 2 | 8 | 13 |
| 2018-19 | 4 | 1 | 2 | 1 | 3 | 9 | 17 |
| 2017-18 | 4 | 2 | 1 | 1 | 5 | 11 | 8 |
| 2016-17 | 4 | 1 | 2 | 1 | 3 | 8 | 10 |
| 2015-16 | 5 | 4 | 1 | 0 | 8 | 15 | 11 |

THE LAST TIME...

| | RED WINGS | SABRES |
|--------------------------|-----------------------------------|-----------------------------------|
| Home Win | Nov. 17, 2017 | Feb. 11, 2020 |
| Road Win | Feb. 6, 2020 | Jan. 12, 2020 |
| Overtime Win | March 28, 2019 (Tyler Bertuzzi) | Feb. 22, 2018 (Marco Scandella) |
| Shutout For | Jan. 22, 2016 (Petr Mrazek) | Oct. 25, 2019 (Linus Ullmark) |
| Hat Trick For | Jan. 18, 2015 (Henrik Zetterberg) | Feb. 24, 1993 (Alexander Mogilny) |
| Penalty Shot Goal | Jan. 29, 1992 (Steve Yzerman) | Never |
| Shorthanded Goal | March 29, 2018 (Darren Helm) | Jan. 12, 2020 (Zemgus Girgensons) |

PLAYOFF HISTORY

| | |
|---------------------------------|-------|
| Last Meeting | Never |
| All-Time / Series Record | N/A |

2020-21 TEAM DIRECTORY



CALGARY FLAMES

555 Saddledome Rise SE
Calgary, Alberta T2P 3B9
flames.nhl.com

Home Arena..... Scotiabank Saddledome
Capacity..... 19,289
Office Phone..... (403) 777-2177
Entered NHL..... 1972-73 (49th season)
Conference..... Western
Division..... Pacific
Regular Season Record..... 1739-1469-379-147
Seasons in Playoffs..... 30
Division / Conference Titles..... 7 / 3
Playoff Record..... 105-133
Stanley Cup Champions..... 1989
2019-20 Record..... 36-27-7 (79 pts.)
2020 Playoffs..... Lost to DAL in First Round
AHL Affiliate..... Stockton Heat
ECHL Affiliate..... Kansas City Mavericks

Staff Listing

Owner & Chairman..... N. Murray Edwards
President & CEO..... John Bean
General Manager..... Brad Treliving
Assistant General Managers..... Craig Conroy,
..... Brad Pascall, Chris Snow
Senior VP, Hockey Operations..... Don Maloney
Director, Hockey Administration..... Mike Burke
Player Development..... Ron Sutter
Director, Pro Personnel..... Derek MacKinnon
Director, Amateur Scouting..... Tod Button
Head Coach..... Geoff Ward
Assistant Coaches..... Ryan Huska, Martin Gelin
Asst. Coach/Dir., Player Dev..... Ray Edwards
Goaltending Coach..... Jordan Sigalek
Assistant Coach, Video..... Jamie Pringle
Strength & Conditioning Coach..... Ryan van Asten
Athletic Therapist..... Kent Kobelka
Equipment Manager..... Mark DePasquale
VP, Communications..... Peter Hanlon
Director, Communications..... Sean Kelso
Media Relations Coordinator..... Dalton Ulrich
Communications Assistant..... Megan Ewing

All-Time vs. CALGARY

| SEASON RECORD | GP | W | L | T | OTL | PTS | GF | GA |
|---------------|------------|-----------|-----------|-----------|----------|------------|------------|------------|
| Home | 81 | 43 | 27 | 10 | 1 | 97 | 293 | 246 |
| Road | 83 | 30 | 45 | 6 | 2 | 68 | 234 | 294 |
| TOTALS | 164 | 73 | 72 | 16 | 3 | 165 | 527 | 540 |

2019-20 RESULTS

| DATE | SITE | W/L | DRW | CGY |
|-------------|------|-----|-----|-----|
| October 17 | A | L | 1 | 5 |
| February 23 | W | L | 2 | 4 |

LAST FIVE SEASONS

| SEASON | GP | W | L | OT | PTS | GF | GA |
|----------------|----|---|---|----|-----|----|----|
| 2019-20 | 2 | 0 | 2 | 0 | 0 | 3 | 7 |
| 2018-19 | 2 | 0 | 2 | 0 | 0 | 7 | 11 |
| 2017-18 | 2 | 1 | 1 | 0 | 2 | 11 | 8 |
| 2016-17 | 2 | 0 | 1 | 1 | 1 | 4 | 6 |
| 2015-16 | 2 | 1 | 0 | 1 | 3 | 6 | 5 |

THE LAST TIME...

| | RED WINGS | FLAMES |
|-------------------|-----------------------------------|----------------------------------|
| Home Win | Nov. 15, 2017 | Oct. 17, 2019 |
| Road Win | Jan. 7, 2015 | Feb. 23, 2020 |
| Overtime Win | Dec. 19, 2013 (Daniel Alfredsson) | March 3, 2017 (Mikael Backlund) |
| Shutout For | Nov. 4, 2003 (Curtis Joseph) | Nov. 27, 2009 (Miikka Kiprusoff) |
| Hat Trick For | March 15, 2001 (Brendan Shanahan) | Jan. 30, 2002 (Marc Savard) |
| Penalty Shot Goal | Jan. 2, 2019 (Andreas Athanasiou) | Never |
| Shorthanded Goal | Nov. 15, 2017 (Dylan Larkin) | Jan. 18, 2019 (Mark Giordano) |

PLAYOFF HISTORY

| | |
|--------------------------|--|
| Last Meeting | 2007: DET defeated CGY 4-2 in Western Conference Quarterfinals |
| All-Time / Series Record | 8-6 all-time / 2-1 series |

2020-21 TEAM DIRECTORY



CAROLINA HURRICANES

1400 Edwards Mill Road
Raleigh, NC 27607
hurricanes.nhl.com

Home Arena.....PNC Arena
Capacity.....18,680
Office Phone.....(919) 467-7825
Entered NHL.....1979-80 (42nd season)
Conference.....Eastern
Division.....Metropolitan
Regular Season Record.....1325-1422-263-166
Seasons in Playoffs.....15
Division / Conference Titles.....4 / 2
Playoff Record.....71-79
Stanley Cup Champions.....2006
2019-20 Record.....38-25-5 (81 pts.)
2020 Playoffs.....Lost to BOS in First Round
AHL Affiliate.....Chicago Wolves
ECHL Affiliate.....Greenville Swamp Rabbits

Staff Listing

Owner / Governor.....Tom Dundon
Owner / Alt. Governor.....Peter Karmanos Jr.
President and General Manager.....Don Waddell
Director, Player Personnel.....Darren Yorke
VP, Hockey Management/Strategy.....Eric Tulskey
Head Coach.....Rod Brind'Amour
Assistant Coach.....Jeff Daniels
Assistant Coach.....Dean Chynoweth
Goaltending Coach.....Jason Muzzatti
AHL Goalie Consultant.....Paul Schonfelder
Video Coach.....Chris Huffine
Defense Development.....Tim Gleason
Forwards Development.....Sergei Samsonov
Skills Development.....Peter Harrold
Head Athletic Trainer.....Doug Bennett
Strength & Conditioning Coach.....Bill Burniston
Equipment Mgrs.....Skip Cunningham,
.....Bob Gorman, Jorge Alves
VP, Communications.....Mike Sundheim
Director, Communications.....Pace Sagester
Communications Coordinator.....Mike Brown

All-Time vs. CAROLINA

| SEASON RECORD | GP | W | L | T | OTL | PTS | GF | GA |
|---------------|-----------|-----------|-----------|----------|----------|-----------|------------|------------|
| Home | 45 | 24 | 14 | 7 | 0 | 55 | 155 | 124 |
| Road | 43 | 21 | 21 | 1 | 0 | 43 | 122 | 136 |
| TOTALS | 88 | 45 | 35 | 8 | 0 | 98 | 277 | 260 |

2019-20 RESULTS

| DATE | SITE | W/L | DRW | CAR |
|-------------|------|-----|-----|-----|
| November 1 | A | L | 3 | 7 |
| November 24 | H | L | 0 | 2 |
| March 10 | H | L | 2 | 5 |

LAST FIVE SEASONS

| SEASON | GP | W | L | OT | PTS | GF | GA |
|----------------|----|---|---|----|-----|----|----|
| 2019-20 | 3 | 0 | 3 | 0 | 0 | 5 | 14 |
| 2018-19 | 3 | 2 | 1 | 0 | 4 | 9 | 7 |
| 2017-18 | 3 | 2 | 1 | 0 | 4 | 8 | 5 |
| 2016-17 | 3 | 2 | 1 | 0 | 4 | 9 | 9 |
| 2015-16 | 3 | 1 | 2 | 0 | 2 | 8 | 11 |

THE LAST TIME...

| | RED WINGS | HURRICANES |
|-------------------|-------------------------------------|--------------------------------|
| Home Win | Feb. 24, 2018 | Nov. 1, 2019 |
| Road Win | Dec. 20, 2018 | March 10, 2020 |
| Overtime Win | March 27, 2017 (Andreas Athanasiou) | June 4, 2002 (Ron Francis) |
| Shutout For | April 11, 2015 (Petr Mrazek) | April 6, 2011 (Cam Ward) |
| Hat Trick For | Never | Nov. 29, 2002 (Jan Hlavac) |
| Penalty Shot Goal | Never | Feb. 1, 1984 (Bob Crawford) |
| Shorthanded Goal | Jan. 2, 2004 (Kris Draper) | March 10, 2020 (Sebastian Aho) |

PLAYOFF HISTORY

| | |
|--------------------------|---|
| Last Meeting | 2002: DET defeated CAR 4-1 in Stanley Cup Final |
| All-Time / Series Record | 4-1 all-time / 1-0 series |

2020-21 TEAM DIRECTORY



CHICAGO BLACKHAWKS

1901 W. Madison St.
Chicago, IL 60612
blackhawks.nhl.com

Home Arena..... United Center
Capacity..... 19,717
Office Phone..... (312) 455-7000
Entered NHL..... 1926-27 (95th season)
Conference..... Western
Division..... Central
Regular Season Record..... 2788-2736-814-166
Seasons in Playoffs..... 63
Division / Conference Titles..... 17 / 4
Playoff Record..... 268-275-5
Stanley Cup Champions..... 1934, 1938, 1961
..... 2010, 2013, 2015
2019-20 Record..... 32-30-8 (72 pts.)
2020 Playoffs..... Lost to VGK in First Round
AHL Affiliate..... Rockford IceHogs
ECHL Affiliate..... Indy Fuel

Staff Listing

Chairman..... W. Rockwell "Rocky" Wirtz
Senior VP/General Manager..... Stan Bowman
Senior VP, Hockey Operations..... Al MacIsaac
Assistant GM/Hockey Admin..... Kyle Davidson
Assistant GM/Player Dev..... Mark Eaton
Assistant GM/Pro Scouting..... Ryan Stewart
VP, Amateur Scouting..... Mark Kelley
VP, Player Personnel..... Norm Maciver
Senior Advisor, Hockey Ops..... Scotty Bowman
Head Coach..... Jeremy Colliton
Assistant Coaches..... Sheldon Brookbank,
..... Tomas Mitell, Marc Crawford
Goaltending Coach..... Jimmy Waite
Video Coaches..... Matt Meacham, Dylan Crawford
Player Dev. Staff..... Chris Kunitz, Yanic Perreault,
..... Brian Campbell, Peter Aubry
Head Athletic Trainer..... Mike Gapski
Head Equipment Manager..... Troy Parchman
VP, Communications..... Adam Rogowin
Sr. Director, Media Relations..... John Steinmiller
Public Relations Manager..... Lyndsey Stroppe
Media Relations Manager..... Mike Horan
Media Relations Coordinator..... Will Chukerman

All-Time vs. CHICAGO

| SEASON RECORD | GP | W | L | T | OTL | PTS | GF | GA |
|---------------|------------|------------|------------|-----------|-----------|------------|--------------|--------------|
| Home | 368 | 220 | 108 | 33 | 7 | 480 | 1,245 | 926 |
| Road | 371 | 149 | 163 | 51 | 8 | 357 | 1,043 | 1,108 |
| TOTALS | 739 | 369 | 271 | 84 | 15 | 837 | 2,288 | 2,034 |

2019-20 RESULTS

| DATE | SITE | W/L | DRW | CHI |
|-----------|------|-----|-----|-----|
| January 5 | A | L | 2 | 4 |
| March 6 | H | W | 2 | 1 |

LAST FIVE SEASONS

| SEASON | GP | W | L | OT | PTS | GF | GA |
|----------------|----|---|---|----|-----|----|----|
| 2019-20 | 2 | 1 | 1 | 0 | 2 | 4 | 5 |
| 2018-19 | 2 | 0 | 1 | 1 | 1 | 6 | 11 |
| 2017-18 | 2 | 1 | 1 | 0 | 2 | 5 | 5 |
| 2016-17 | 2 | 1 | 0 | 1 | 3 | 7 | 6 |
| 2015-16 | 2 | 0 | 2 | 0 | 0 | 3 | 9 |

THE LAST TIME...

| | RED WINGS | BLACKHAWKS |
|--------------------------|-----------------------------------|---------------------------------|
| Home Win | March 6, 2020 | Jan. 5, 2020 |
| Road Win | Jan. 14, 2018 | Feb. 20, 2019 |
| Overtime Win | Jan. 14, 2012 (Todd Bertuzzi) | Jan. 10, 2017 (Duncan Keith) |
| Shutout For | Jan. 14, 2018 (Petr Mrazek) | Dec. 23, 2009 (Antti Niemi) |
| Hat Trick For | April 13, 2006 (Brendan Shanahan) | Jan. 25, 2018 (Alex DeBrincat) |
| Penalty Shot Goal | Nov. 29, 1990 (Joey Kocur) | May 27, 2013 (Michael Frolik) |
| Shorthanded Goal | May 24, 2009 (Marian Hossa) | March 16, 2014 (Jonathan Toews) |

PLAYOFF HISTORY

| | |
|---------------------------------|---|
| Last Meeting | 2013: CHI defeated DET 4-3 in Western Conference Semifinals |
| All-Time / Series Record | 38-43 all-time / 6-8 series |

2020-21 TEAM DIRECTORY



COLORADO AVALANCHE

1000 Chopper Circle
Denver, CO 80204
avalanche.nhl.com

Home Arena Ball Arena
Capacity 17,809
Office Phone (303) 405-1100
Entered NHL 1979-80 (42nd season)
Conference Western
Division Central
Regular Season Record 1465-1314-261-138
Seasons in Playoffs 25
Division / Conference Titles 11 / 2
Playoff Record 151-135
Stanley Cup Champions 1996, 2001
2019-20 Record 42-20-8 (92 pts.)
2020 Playoffs Lost to DAL in Second Round
AHL Affiliate Colorado Eagles
ECHL Affiliate Utah Grizzlies

Staff Listing

Owner/Chairman E. Stanley Kroenke
President/Governor Josh Kroenke
Executive VP/General Manager Joe Sakic
Assistant General Manager Craig Billington
Assistant General Manager Chris MacFarland
VP of Hockey Admin. Charlotte Grahame
Director, Scouting Brad Smith
Director, Amateur Scouting Alan Hepple
Head, European Scouting Joni Lehto
Head Coach Jared Bednar
Assistant Coaches Ray Bennett, Nolan Pratt
Goaltending Coach Jussi Parkkila
Video Coach Brett Heimlich
Head Athletic Trainer Matthew Sokolowski
Head Equipment Manager J.C. Ihrig
Strength & Conditioning Coach Casey Bond
Development Coaches Brett Clark,
..... Steven Reinprecht, Brian Willisie
Dev. Goaltending Coach Jean-lan Filiatrault
Senior VP, Communications Jean Martineau
VP, Media Relations Brendan McNicholas
Media Relations Coordinator ... Danielle Bernstein

All-Time vs. COLORADO

| SEASON RECORD | GP | W | L | T | OTL | PTS | GF | GA |
|---------------|------------|-----------|-----------|----------|-----------|------------|------------|------------|
| Home | 63 | 35 | 19 | 1 | 8 | 79 | 212 | 173 |
| Road | 64 | 31 | 27 | 4 | 2 | 68 | 207 | 206 |
| TOTALS | 127 | 66 | 46 | 5 | 10 | 147 | 419 | 379 |

2019-20 RESULTS

| DATE | SITE | W/L | DRW | COL |
|------------|------|-----|-----|-----|
| January 20 | A | L | 3 | 6 |
| March 2 | H | L | 1 | 2 |

LAST FIVE SEASONS

| SEASON | GP | W | L | OT | PTS | GF | GA |
|----------------|----|---|---|----|-----|----|----|
| 2019-20 | 2 | 0 | 2 | 0 | 0 | 4 | 8 |
| 2018-19 | 2 | 0 | 1 | 1 | 1 | 3 | 6 |
| 2017-18 | 2 | 0 | 1 | 1 | 1 | 4 | 9 |
| 2016-17 | 2 | 1 | 1 | 0 | 2 | 6 | 4 |
| 2015-16 | 2 | 1 | 0 | 1 | 3 | 7 | 6 |

THE LAST TIME...

| | RED WINGS | AVALANCHE |
|-------------------|-------------------------------|----------------------------------|
| Home Win | March 18, 2017 | Jan. 20, 2020 |
| Road Win | Feb. 27, 2016 | March 2, 2020 |
| Overtime Win | April 5, 2013 (Pavel Datsyuk) | March 5, 2019 (Nathan MacKinnon) |
| Shutout For | Feb. 5, 2015 (Petr Mrazek) | Dec. 2, 2018 (Semyon Varlamov) |
| Hat Trick For | Nov. 8, 2011 (Johan Franzen) | Feb. 8, 2003 (Milan Hejduk) |
| Penalty Shot Goal | Never | Dec. 15, 2008 (Jordan Leopold) |
| Shorthanded Goal | Oct. 12, 2010 (Patrick Eaves) | Feb. 25, 2012 (David Jones) |

PLAYOFF HISTORY

| | |
|--------------------------|---|
| Last Meeting | 2008: DET defeated COL 4-0 in Western Conference Semifinals |
| All-Time / Series Record | 17-17 all-time / 3-3 series |

2020-21 TEAM DIRECTORY



COLUMBUS BLUE JACKETS

200 W. Nationwide Blvd.
Columbus, OH 43215
bluejackets.nhl.com

Home Arena Nationwide Arena
Capacity 18,144
Office Phone (614) 246-4625
Entered NHL 2000-01 (21st season)
Conference Eastern
Division Metropolitan
Regular Season Record 660-672-33-147
Seasons in Playoffs 6
Division / Conference Titles None
Playoff Record 14-26
Stanley Cup Champions None
2019-20 Record 33-22-15 (81 pts.)
2020 Playoffs Lost to TB in First Round
AHL Affiliate Cleveland Monsters
ECHL Affiliate None

Staff Listing

Majority Owner & Governor John P. McConnell
President Mike Priest
General Manager Jarmo Kekalainen
Assistant GMs Basil McCrae, Josh Flynn
Special Assistant to the GM Rick Nash
Director, Player Personnel Chris Clark
Director, Amateur Scouting Ville Siren
Dir., European Scouting Josef Boumedienne
Head Coach John Tortorella
Assistant Coaches Brad Larsen,
Kenny McCudden, Brad Shaw
Goaltending Coach Manny Legace
Strength & Conditioning Coach Kevin Collins
Video Assistant Coach Dan Singleton
Dev. Coaches Gregory Campbell, Jared Boll
European Dev. Coach Jarkko Ruutu
Goaltending Development Coach Jim Corsi
Head Athletic Trainer Mike Vogt
Equipment Manager Tim LeRoy
VP, Communications Todd Sharrock
Manager, Communications Glenn Odebralski

All-Time vs. COLUMBUS

| SEASON RECORD | GP | W | L | T | OTL | PTS | GF | GA |
|---------------|-----------|-----------|-----------|----------|-----------|------------|------------|------------|
| Home | 46 | 29 | 10 | 0 | 7 | 65 | 145 | 113 |
| Road | 49 | 26 | 17 | 1 | 5 | 58 | 140 | 113 |
| TOTALS | 95 | 55 | 27 | 1 | 12 | 123 | 285 | 226 |

2019-20 RESULTS

| DATE | SITE | W/L | DRW | CBJ |
|-------------|------|-----|-----|-----|
| November 21 | A | L | 4 | 5 |
| December 17 | H | L | 3 | 5 |
| February 7 | A | L | 0 | 2 |

LAST FIVE SEASONS

| SEASON | GP | W | L | OT | PTS | GF | GA |
|----------------|----|---|---|----|-----|----|----|
| 2019-20 | 3 | 0 | 3 | 0 | 0 | 7 | 12 |
| 2018-19 | 3 | 1 | 1 | 1 | 3 | 12 | 13 |
| 2017-18 | 3 | 0 | 1 | 2 | 2 | 7 | 10 |
| 2016-17 | 3 | 0 | 2 | 1 | 1 | 4 | 9 |
| 2015-16 | 3 | 2 | 1 | 0 | 4 | 8 | 7 |

THE LAST TIME...

| | RED WINGS | BLUE JACKETS |
|-------------------|------------------------------------|---------------------------------|
| Home Win | March 23, 2016 | Feb. 7, 2020 |
| Road Win | Oct. 30, 2018 | Nov. 21, 2019 |
| Overtime Win | Jan. 15, 2011 (Johan Franzen) | Oct. 4, 2018 (Artemi Panarin) |
| Shutout For | Dec. 16, 2014 (Jimmy Howard) | Feb. 7, 2020 (Elvis Merzlikins) |
| Hat Trick For | March 19, 2008 (Henrik Zetterberg) | March 7, 2009 (Rick Nash) |
| Penalty Shot Goal | Never | Never |
| Shorthanded Goal | Nov. 21, 2019 (Luke Glendening) | March 9, 2018 (Matt Calvert) |

PLAYOFF HISTORY

| | |
|--------------------------|--|
| Last Meeting | 2009: DET defeated CBJ 4-0 in Western Conference Quarterfinals |
| All-Time / Series Record | 4-0 all-time / 1-0 series |

2020-21 TEAM DIRECTORY



DALLAS STARS

2601 Avenue of the Stars
Frisco, TX 75034
stars.nhl.com

Home Arena..... American Airlines Center
Capacity 18,532
Office Phone..... (214) 387-5500
Entered NHL 1967-68 (54th season)
Conference..... Western
Division..... Central
Regular Season Record..... 1819-1689-459-148
Seasons in Playoffs..... 33
Division / Conference Titles..... 10 / 4
Playoff Record 187-187
Stanley Cup Champions 1999
2019-20 Record 37-24-8 (82 pts.)
2020 Playoffs..... Lost to TBL in Stanley Cup Final
AHL Affiliate..... Texas Stars
ECHL Affiliate Idaho Steelheads

Staff Listing

Owner & Governor..... Tom Gaglardi
President and CEO..... Brad Alberts
Chairman..... James R. Lites
General Manager Jim Nill
Assistant GMs..... Scott White, Mark Janko
Director, Amateur Scouting Joe McDonnell
Director, European Scouting..... Kari Takko
Sr. Consultant, Hockey Ops..... Sergei Zubov
Player Development Coordinator J.J. McQueen
Player Development Coordinator ... Rich Peverley
Head Coach..... Rick Bowness
Assistant Coaches John Stevens,
..... Todd Nelson, Derek Laxdal
Goaltending Coach..... Jeff Reese
Video Coaches Kelly Forbes, Matt Rodell
Head Athletic Trainer Dave Zeis
Head Equipment Manager Steve Sumner
Strength & Rehab Coach Brad Jellis
VP, Communications..... Tom Holy
Corp. Communications Manager Joe Calvillo
Media Relations Manager..... Ben Fromstein
Player Relations Manager..... Christa Melia

All-Time vs. DALLAS

| SEASON RECORD | GP | W | L | T | OTL | PTS | GF | GA |
|---------------|------------|------------|------------|-----------|----------|------------|------------|------------|
| Home | 129 | 66 | 44 | 16 | 3 | 151 | 478 | 395 |
| Road | 128 | 48 | 59 | 18 | 3 | 117 | 383 | 431 |
| TOTALS | 257 | 114 | 103 | 34 | 6 | 268 | 861 | 826 |

2019-20 RESULTS

| DATE | SITE | W/L | DRW | DAL |
|-----------|------|-----|-----|-----|
| October 6 | H | W | 4 | 3 |
| January 3 | A | L | 1 | 4 |

LAST FIVE SEASONS

| SEASON | GP | W | L | OT | PTS | GF | GA |
|----------------|----|---|---|----|-----|----|----|
| 2019-20 | 2 | 1 | 1 | 0 | 2 | 5 | 7 |
| 2018-19 | 2 | 1 | 1 | 0 | 2 | 5 | 7 |
| 2017-18 | 2 | 0 | 2 | 0 | 0 | 4 | 8 |
| 2016-17 | 2 | 1 | 1 | 0 | 2 | 5 | 6 |
| 2015-16 | 2 | 1 | 1 | 0 | 2 | 4 | 6 |

THE LAST TIME...

| | RED WINGS | STARS |
|-------------------|------------------------------------|--------------------------------|
| Home Win | Oct. 6, 2019 | Jan. 3, 2020 |
| Road Win | Feb. 29, 2016 | Jan. 16, 2018 |
| Overtime Win | Feb. 29, 2016 (Pavel Datsyuk) | Nov. 7, 2013 (Rich Peverley) |
| Shutout For | April 27, 2013 (Jimmy Howard) | Feb. 17, 2008 (Marty Turco) |
| Hat Trick For | Dec. 29, 2010 (Patrick Eaves) | Jan. 8, 1997 (Dave Reid) |
| Penalty Shot Goal | Feb. 27, 1993 (Sergei Fedorov) | Feb. 18, 2001 (Joe Nieuwendyk) |
| Shorthanded Goal | April 27, 2013 (Henrik Zetterberg) | Jan. 3, 2020 (Andrej Sekera) |

PLAYOFF HISTORY

| | |
|--------------------------|--|
| Last Meeting | 2008: DET defeated DAL 4-2 in Western Conference Final |
| All-Time / Series Record | 16-8 all-time / 4-0 series |

2020-21 TEAM DIRECTORY



EDMONTON OILERS

10214 - 104 Ave. NW #300
Edmonton, Alberta T5J 0H6
oilers.nhl.com

Home Arena Rogers Place
Capacity 18,347
Office Phone (780) 414-4625
Entered NHL 1979-80 (42nd season)
Conference Western
Division Pacific
Regular Season Record 1434-1318-262-165
Seasons in Playoffs 22
Division / Conference Titles 6 / 7
Playoff Record 160-108
Stanley Cup Champions 1984, 1985, 1987,
..... 1988, 1990
2019-20 Record 37-25-9 (83 pts.)
2020 Playoffs Lost to CHI in Qualifying Round
AHL Affiliate Bakersfield Condors
ECHL Affiliate Wichita Thunder

Staff Listing

Owner & Governor Daryl A. Katz
Chairman Bob Nicholson
Alternate Governors Wayne Gretzky, Kevin Lowe
GM & Pres. of Hockey Operations Ken Holland
Assistant General Manager Keith Gretzky
Asst. to the Pres., of Hockey Ops Bill Scott
Director, Pro Scouting Archie Henderson
Director, Amateur Scouting Tyler Wright
Director, European Scouting Keith Sullivan
Head Coach Dave Tippett
Associate Coach Jim Playfair
Assistant Coach Glen Gulutzan
Assistant Coach Brian Wiseman
Advisor Ken Hitchcock
Goalie Coaches Dustin Schwartz, Sylvain Rodrigue
Video Coach Jeremy Coupal
Head Athletic Therapist T.D. Forsr
Head Equipment Manager Jeff Lang
Strength & Conditioning Coach Chad Drummond
SVP, Communications Tim Shipton
Manager, Hockey Comms Shawn May
Manager, Hockey Comms Kaite Doyle

All-Time vs. EDMONTON

| SEASON RECORD | GP | W | L | T | OTL | PTS | GF | GA |
|---------------|------------|-----------|-----------|-----------|-----------|------------|------------|------------|
| Home | 67 | 41 | 19 | 3 | 4 | 89 | 247 | 194 |
| Road | 66 | 26 | 23 | 10 | 7 | 69 | 225 | 224 |
| TOTALS | 133 | 67 | 42 | 13 | 11 | 158 | 472 | 418 |

2019-20 RESULTS

| DATE | SITE | W/L | DRW | EDM |
|------------|------|-----|-----|-----|
| October 18 | A | L | 1 | 2 |
| October 29 | H | W | 3 | 1 |

LAST FIVE SEASONS

| SEASON | GP | W | L | OT | PTS | GF | GA |
|----------------|----|---|---|----|-----|----|----|
| 2019-20 | 2 | 1 | 1 | 0 | 2 | 4 | 3 |
| 2018-19 | 2 | 1 | 1 | 0 | 2 | 6 | 6 |
| 2017-18 | 2 | 1 | 1 | 0 | 2 | 6 | 6 |
| 2016-17 | 2 | 0 | 2 | 0 | 0 | 4 | 6 |
| 2015-16 | 2 | 1 | 1 | 0 | 2 | 5 | 6 |

THE LAST TIME...

| | RED WINGS | OILERS |
|-------------------|----------------------------------|----------------------------------|
| Home Win | Oct. 29, 2019 | Oct. 18, 2019 |
| Road Win | Jan. 22, 2019 | Nov. 3, 2018 |
| Overtime Win | Nov. 27, 2015 (Niklas Kronwall) | April 25, 2006 (Jarret Stoll) |
| Shutout For | Nov. 5, 2017 (Petr Mrazek) | Dec. 10, 1996 (Curtis Joseph) |
| Hat Trick For | Feb. 20, 2003 (Brendan Shanahan) | Dec. 2, 1987 (Craig Simpson) |
| Penalty Shot Goal | Never | Never |
| Shorthanded Goal | Feb. 4, 2012 (Valtteri Filppula) | March 18, 2006 (Fernando Pisani) |

PLAYOFF HISTORY

| | |
|--------------------------|--|
| Last Meeting | 2006: EDM defeated DET 4-2 in Western Conference Quarterfinals |
| All-Time / Series Record | 4-12 all-time / 0-3 series |

2020-21 TEAM DIRECTORY



FLORIDA PANTHERS

One Panther Parkway
Sunrise, FL 33323
panthers.nhl.com

Home Arena.....BB&T Center
Capacity.....19,250
Office Phone.....(954) 835-7000
Entered NHL.....1993-94 (28th season)
Conference.....Eastern
Division.....Atlantic
Regular Season Record.....852-856-142-203
Seasons in Playoffs.....6
Division / Conference Titles.....2 / 1
Playoff Record.....19-29
Stanley Cup Champions.....None
2019-20 Record.....35-26-8 (78 pts.)
2020 Playoffs.....Lost to NYI in Qualifying Round
AHL Affiliate.....Charlotte Checkers
ECHL Affiliate.....None

Staff Listing

Chairman, Owner & Governor.....Vincent J. Viola
President & CEO.....Matthew Caldwell
General Manager.....Bill Zito
Asst. GMs.....Paul Krepelka, Brett Peterson
Advisors to the GM.....Rick Dudley, Paul Fenton,
Roberto Luongo
VP, Player Personnel.....Gregory Campbell
Director, Player Personnel.....Bryan McCabe
Assts. to the GM.....Blake Geoffrion, Tom Bark
Director, Pro Scouting.....Al Tuer
Head Coach.....Joel Quenneville
Assistant Coaches.....Andrew Brunette,
Derek MacKenzie, Ulf Samuelsson
Goaltending Coach.....Robb Tallas
Strength & Conditioning Coach.....Mike Donoghue
Head Athletic Trainer.....Dave DiNapoli
Head Equipment Manager.....Teddy Richards
Sr. Dir., Communications.....Adelyn Biedenbach
Manager, Communications.....Chrissy Parente
Hockey Comms Specialist.....Mike Lewis
Communications Coordinator.....Thomas Harding

All-Time vs. FLORIDA

| SEASON RECORD | GP | W | L | T | OTL | PTS | GF | GA |
|---------------|-----------|-----------|-----------|----------|----------|-----------|------------|------------|
| Home | 24 | 8 | 6 | 3 | 7 | 26 | 64 | 60 |
| Road | 27 | 15 | 8 | 2 | 2 | 34 | 76 | 77 |
| TOTALS | 51 | 23 | 14 | 5 | 9 | 60 | 140 | 137 |

2019-20 RESULTS

| DATE | SITE | W/L | DRW | FLA |
|-------------|------|-----|-----|-----|
| November 2 | A | L | 0 | 4 |
| December 28 | A | L | 4 | 5 |
| January 18 | H | L | 1 | 4 |

LAST FIVE SEASONS

| SEASON | GP | W | L | OT | PTS | GF | GA |
|---------|----|---|---|----|-----|----|----|
| 2019-20 | 3 | 0 | 3 | 0 | 0 | 5 | 13 |
| 2018-19 | 4 | 1 | 2 | 1 | 3 | 9 | 15 |
| 2017-18 | 4 | 2 | 1 | 1 | 5 | 10 | 9 |
| 2016-17 | 4 | 1 | 2 | 1 | 3 | 8 | 14 |
| 2015-16 | 4 | 2 | 1 | 1 | 5 | 12 | 11 |

THE LAST TIME...

| | RED WINGS | PANTHERS |
|-------------------|-----------------------------------|---------------------------------|
| Home Win | Jan. 5, 2018 | Dec. 28, 2019 |
| Road Win | Oct. 20, 2018 | Jan. 18, 2020 |
| Overtime Win | Jan. 8, 2003 (Brett Hull) | Dec. 11, 2017 (Mike Matheson) |
| Shutout For | Feb. 8, 2016 (Petr Mrazek) | Nov. 2, 2019 (Sergei Bobrovsky) |
| Hat Trick For | Never | Oct. 30, 2016 (Colton Sceivour) |
| Penalty Shot Goal | Dec. 15, 2007 (Valtteri Filppula) | Feb. 26, 1999 (Pavel Bure) |
| Shorthanded Goal | Dec. 28, 2019 (Frans Nielsen) | Dec. 31, 2018 (Jared McCann) |

PLAYOFF HISTORY

| | |
|--------------------------|-------|
| Last Meeting | Never |
| All-Time / Series Record | N/A |

2020-21 TEAM DIRECTORY



LOS ANGELES KINGS

555 N. Nash Street
El Segundo, CA 90245
kings.nhl.com

Home Arena Staples Center
Capacity 18,230
Office Phone (213) 742-7100
Entered NHL 1967-68 (54th season)
Conference Western
Division Pacific
Regular Season Record 1733-1800-424-159
Seasons in Playoffs 30
Division / Conference Titles 1 / 3
Playoff Record 111-144
Stanley Cup Champions 2012, 2014
2019-20 Record 29-35-6 (64 pts.)
2020 Playoffs Did Not Qualify
AHL Affiliate Ontario Reign
ECHL Affiliate None

Staff Listing

Owners Philip F. Anschutz, Edward P. Roski, Jr.
President Luc Robitaille
VP and General Manager Rob Blake
Executive VP, Hockey Ops/Legal Jeff Solomon
Advisors to the GM Mike O'Connell, Ron Hextall
Director, Player Personnel Nelson Emerson
Director, Amateur Scouting Mark Yannetti
Director, Player Development Glen Murray
Head Coach Todd McLellan
Assistant Coaches Trent Yawney, Marco Sturm
Goaltending Coach Bill Ranford
Video Coordinators Samson Lee, Derik Johnson
Player Development Mike Donnelly,
Sean O'Donnell, Jarret Stoll, Craig Johnson
Head Athletic Trainer Chris Kingsley
Head Equipment Manager Darren Granger
Senior VP, Communications Michael Altieri
Sr. Director, Comms/Heritage Jeff Moeller
Sr. Director, Hockey Comms Rob Koch
Senior Manager, Hockey Comms Jon Gomez
Manager, Media Services Eddie Fischermann
Coordinator, Media Services Kaylea Konoval

All-Time vs. LOS ANGELES

| SEASON RECORD | GP | W | L | T | OTL | PTS | GF | GA |
|---------------|------------|-----------|-----------|-----------|----------|------------|------------|------------|
| Home | 102 | 52 | 37 | 13 | 0 | 117 | 381 | 333 |
| Road | 102 | 36 | 49 | 14 | 3 | 89 | 310 | 371 |
| TOTALS | 204 | 88 | 86 | 27 | 3 | 206 | 691 | 704 |

2019-20 RESULTS

| DATE | SITE | W/L | DRW | LAK |
|-------------|------|-----|-----|-----|
| November 14 | A | OTL | 2 | 3 |
| December 15 | H | L | 2 | 4 |

LAST FIVE SEASONS

| SEASON | GP | W | L | OT | PTS | GF | GA |
|----------------|----|---|---|----|-----|----|----|
| 2019-20 | 2 | 0 | 1 | 1 | 1 | 4 | 7 |
| 2018-19 | 2 | 1 | 1 | 0 | 2 | 5 | 5 |
| 2017-18 | 2 | 0 | 2 | 0 | 0 | 2 | 8 |
| 2016-17 | 2 | 1 | 1 | 0 | 2 | 5 | 4 |
| 2015-16 | 2 | 1 | 1 | 0 | 2 | 5 | 6 |

THE LAST TIME...

| | RED WINGS | KINGS |
|-------------------|-----------------------------------|---------------------------------|
| Home Win | Dec. 10, 2018 | Nov. 14, 2019 |
| Road Win | Jan. 5, 2017 | Dec. 15, 2019 |
| Overtime Win | March 9, 2007 (Mikael Samuelsson) | Nov. 14, 2019 (Alex Iafallo) |
| Shutout For | Jan. 5, 2017 (Jared Coreau) | Feb. 24, 2015 (Jonathan Quick) |
| Hat Trick For | April 15, 2000 (Martin Lapointe) | Oct. 31, 1997 (Yanic Perreault) |
| Penalty Shot Goal | Nov. 27, 1992 (Paul Ysebaert) | Nov. 28, 2005 (Joe Corvo) |
| Shorthanded Goal | Feb. 28, 2011 (Darren Helm) | Nov. 20, 2015 (Jeff Carter) |

PLAYOFF HISTORY

| | |
|--------------------------|--|
| Last Meeting | 2001: LAK defeated DET 4-2 in Western Conference Quarterfinals |
| All-Time / Series Record | 6-4 all-time / 1-1 series |

2020-21 TEAM DIRECTORY



MINNESOTA WILD

317 Washington St.
St. Paul, MN 55102
wild.nhl.com

Home ArenaXcel Energy Center
Capacity 17,954
Office Phone..... (651) 602-6000
Entered NHL 2000-01 (21st season)
Conference Western
Division Central
Regular Season Record 724-583-55-149
Seasons in Playoffs 10
Division / Conference Titles 1 / 0
Playoff Record 27-50
Stanley Cup Champions None
2019-20 Record 35-27-7 (77 pts.)
2020 Playoffs Lost to VAN in Qualifying Round
AHL Affiliate Iowa Wild
ECHL Affiliate Allen Americans

Staff Listing

Owner/Governor Craig Leipold
General Manager Bill Guerin
President Matt Majka
Executive Advisor Mike Modano
Assistant General Manager Tom Kurvers
Senior Advisor to the GM Jack Ferreira
Director, Player Development Brad Bombardir
Asst. Dir., Player Development Matt Hendricks
Director, Hockey Operations Chris O'Hearn
Director, Hockey Analytics Mat Sells
Director, Pro Scouting Chris Kelleher
Director, Amateur Scouting Judd Brackett
Head Coach Dean Evason
Assistant Coaches Bob Woods,
..... Darby Hendrickson, Brett McLean
Goaltending Coach Frederic Chabot
Strength & Conditioning Coach Sean Skahan
Video Coach Jonas Plumb
Head Athletic Trainer John Worley
Head Equipment Manager Tony DaCosta
Director of Media Relations Aaron Sickman
Media Relations Specialist Megan Kogut

All-Time vs. MINNESOTA

| SEASON RECORD | GP | W | L | T | OTL | PTS | GF | GA |
|---------------|-----------|-----------|-----------|----------|----------|-----------|------------|------------|
| Home | 31 | 20 | 6 | 1 | 4 | 45 | 112 | 78 |
| Road | 30 | 17 | 9 | 2 | 2 | 38 | 77 | 76 |
| TOTALS | 61 | 37 | 15 | 3 | 6 | 83 | 189 | 154 |

2019-20 RESULTS

| DATE | SITE | W/L | DRW | MIN |
|-------------|------|-----|-----|-----|
| January 22 | A | L | 2 | 4 |
| February 27 | H | L | 1 | 7 |

LAST FIVE SEASONS

| SEASON | GP | W | L | OT | PTS | GF | GA |
|----------------|----|---|---|----|-----|----|----|
| 2019-20 | 2 | 0 | 2 | 0 | 0 | 3 | 11 |
| 2018-19 | 2 | 1 | 1 | 0 | 2 | 7 | 5 |
| 2017-18 | 2 | 1 | 1 | 0 | 2 | 5 | 6 |
| 2016-17 | 2 | 1 | 1 | 0 | 2 | 6 | 8 |
| 2015-16 | 2 | 1 | 1 | 0 | 2 | 4 | 5 |

THE LAST TIME...

| | RED WINGS | WILD |
|-------------------|-------------------------------------|-------------------------------|
| Home Win | Oct. 5, 2017 | Jan. 22, 2020 |
| Road Win | Jan. 12, 2019 | Feb. 27, 2020 |
| Overtime Win | March 26, 2017 (Andreas Athanasiou) | March 23, 2014 (Matt Moulson) |
| Shutout For | March 2, 2012 (Jimmy Howard) | Oct. 29, 2011 (Josh Harding) |
| Hat Trick For | Jan. 12, 2019 (Tyler Bertuzzi) | Never |
| Penalty Shot Goal | Never | Feb. 22, 2014 (Charlie Coyle) |
| Shorthanded Goal | March 26, 2010 (Jonathan Ericsson) | Feb. 12, 2009 (Mikko Koivu) |

PLAYOFF HISTORY

| | |
|--------------------------|-------|
| Last Meeting | Never |
| All-Time / Series Record | N/A |

2020-21 TEAM DIRECTORY



MONTREAL CANADIENS

1909, Avenue des
Canadiens-de-Montreal,
Montreal, QC H3B 5E8,
canadiens.com

Home Arena..... Bell Centre
Capacity..... 21,302
Office Phone..... (514) 932-2582
Entered NHL..... 1917-18 (104th season)
Conference..... Eastern
Division..... Atlantic
Regular Season Record..... 3449-2281-837-164
Seasons in Playoffs..... 84
Division / Conference Titles..... 37 / 3
Playoff Record..... 434-317-8
Stanley Cups..... 1924, '30, '31, '44, '46, '53, '56,
..... '57, '58, '59, '60, '65, '66, '68, '69,
..... '71, '73, '76, '77, '78, '79, '86, '93
2019-20 Record..... 31-31-9 (71 pts.)
2020 Playoffs..... Lost to PHI in First Round
AHL Affiliate..... Laval Rocket

Staff Listing

Owner, President & CEO Geoff Molson
Executive VP & GM Marc Bergevin
Assistant General Manager Scott Mellanby
Assistant General Manager Trevor Timmins
Director, Player Personnel Martin Lapointe
VP, Hockey Operations/Legal John Sedgwick
Director, Player Development Rob Ramage
Coach, Player Development Francis Bouillon
Director, Pro Scouting Eric Crawford
Director, Amateur Scouting Shane Churla
Head Coach Claude Julien
Associate Coach Kirk Muller
Goaltending Coach Stephane Waite
Assistant Coach Dominique Ducharme
Assistant Coach Luke Richardson
Video Coach Mario Leblanc
Head Equipment Manager Pierre Gervais
Head Athletic Therapist Graham Rybnend
Sports Science/Performance Pierre Allard
Senior VP, Public Affairs/Comms Paul Wilson
Manager, Comms Charles Saindon-Courtois
Coordinator, Hockey Comms Guillaume Ouimet

All-Time vs. MONTREAL

| SEASON RECORD | GP | W | L | T | OTL | PTS | GF | GA |
|---------------|------------|------------|------------|-----------|----------|------------|--------------|--------------|
| Home | 298 | 138 | 105 | 53 | 2 | 331 | 849 | 771 |
| Road | 299 | 73 | 181 | 43 | 2 | 191 | 672 | 1,057 |
| TOTALS | 597 | 211 | 286 | 96 | 4 | 522 | 1,521 | 1,828 |

2019-20 RESULTS

| DATE | SITE | W/L | DRW | MTL |
|-------------|------|-----|-----|-----|
| October 10 | A | W | 4 | 2 |
| December 14 | A | W | 2 | 1 |
| January 7 | H | W | 4 | 3 |
| February 18 | H | W | 4 | 3 |

LAST FIVE SEASONS

| SEASON | GP | W | L | OT | PTS | GF | GA |
|----------------|----|---|---|----|-----|----|----|
| 2019-20 | 4 | 4 | 0 | 0 | 8 | 14 | 9 |
| 2018-19 | 4 | 0 | 4 | 0 | 0 | 7 | 21 |
| 2017-18 | 4 | 0 | 4 | 0 | 0 | 9 | 24 |
| 2016-17 | 5 | 2 | 1 | 2 | 6 | 6 | 10 |
| 2015-16 | 4 | 2 | 2 | 0 | 4 | 11 | 13 |

THE LAST TIME...

| | RED WINGS | CANADIENS |
|-------------------|----------------------------------|---------------------------------|
| Home Win | Feb. 18, 2020 | March 12, 2019 |
| Road Win | Dec. 14, 2019 | Feb. 26, 2019 |
| Overtime Win | March 21, 2017 (Anthony Mantha) | April 8, 2017 (Alex Galchenyuk) |
| Shutout For | Jan. 16, 2017 (Jared Coreau) | Nov. 12, 2016 (Carey Price) |
| Hat Trick For | Dec. 2, 1995 (Vyacheslav Kozlov) | Feb. 26, 2019 (Andrew Shaw) |
| Penalty Shot Goal | Oct. 10, 1991 (Kevin Miller) | Oct. 15, 2018 (Jonathan Drouin) |
| Shorthanded Goal | April 9, 2015 (Darren Helm) | Jan. 7, 2020 (Artturi Lehkonen) |

PLAYOFF HISTORY

| | |
|--------------------------|---|
| Last Meeting | 1978: MTL defeated DET 4-1 in Quarterfinals |
| All-Time / Series Record | 29-33 all-time / 7-5 series |

2020-21 TEAM DIRECTORY



NASHVILLE PREDATORS

501 Broadway
Nashville, TN 37203
predators.nhl.com

Home Arena Bridgestone Arena
Capacity 17,113
Office Phone (615) 770-2300
Entered NHL 1998-99 (23rd season)
Conference Western
Division Central
Regular Season Record 821-633-60-161
Seasons in Playoffs 13
Division / Conference Titles 2 / 1
Playoff Record 52-63
Stanley Cup Champions None
2019-20 Record 35-26-8 (78 pts.)
2020 Playoffs Lost to ARI in Qualifying Round
AHL Affiliate Milwaukee Admirals
ECHL Affiliate Florida Everblades

Staff Listing

Chairman, Governor & Owner Herbert Fritch
President & CEO Sean Henry
GM & President of Hockey Ops David Poile
Assistant GM/Director, Scouting Jeff Kealty
Assistant GM/Director, Hockey Ops Brian Poile
Director, Player Development Scott Nichol
Head Coach John Hynes
Assistant Coaches Dan Hinote,
..... Todd Richards, Dan Lambert
Goaltending Coach Ben Vanderklok
Strength & Conditioning Coach David Good
Video Coaches Lawrence Feloney
Video Coordinator Andrew Meloche
Defense Development Coach Rob Scuderi
Forward Dev. Coach Sebastien Bordeleau
Goaltending Dev. Coach Dave Rook
Head Athletic Trainer Andy Hosler
Equipment Manager Pete Rogers
Director, Communications Kevin Wilson
Sr. Comms/Content Coordinator... Brooks Bratten
Sr. Comms Coordinator Nick Barnowski
Communications Coordinator... Emily Polanowicz

All-Time vs. NASHVILLE

| SEASON RECORD | GP | W | L | T | OTL | PTS | GF | GA |
|---------------|-----------|-----------|-----------|----------|----------|------------|------------|------------|
| Home | 50 | 33 | 10 | 2 | 5 | 73 | 173 | 118 |
| Road | 49 | 26 | 18 | 2 | 3 | 57 | 136 | 132 |
| TOTALS | 99 | 59 | 28 | 4 | 8 | 130 | 309 | 250 |

2019-20 RESULTS

| DATE | SITE | W/L | DRW | NSH |
|------------|------|-----|-----|-----|
| October 5 | A | W | 5 | 3 |
| November 4 | H | L | 1 | 6 |

LAST FIVE SEASONS

| SEASON | GP | W | L | OT | PTS | GF | GA |
|----------------|----|---|---|----|-----|----|----|
| 2019-20 | 2 | 1 | 1 | 0 | 2 | 6 | 9 |
| 2018-19 | 2 | 2 | 0 | 0 | 4 | 7 | 5 |
| 2017-18 | 2 | 1 | 1 | 0 | 2 | 6 | 4 |
| 2016-17 | 2 | 2 | 0 | 0 | 4 | 6 | 3 |
| 2015-16 | 2 | 2 | 0 | 0 | 4 | 8 | 6 |

THE LAST TIME...

| | RED WINGS | PREDATORS |
|-------------------|-----------------------------------|---------------------------------|
| Home Win | Jan. 4, 2019 | Dec. 30, 2013 |
| Road Win | Oct. 5, 2019 | Nov. 4, 2019 |
| Overtime Win | Dec. 5, 2015 (Gustav Nyquist) | Feb. 19, 2013 (Shea Weber) |
| Shutout For | Feb. 4, 2017 (Petr Mrazek) | Nov. 19, 2013 (Marek Mazanec) |
| Hat Trick For | Feb. 24, 2007 (Tomas Holmstrom) | Dec. 5, 2015 (Shea Weber) |
| Penalty Shot Goal | Dec. 10, 2007 (Valtteri Filppula) | Never |
| Shorthanded Goal | Feb. 19, 2013 (Dan Cleary) | Feb. 5, 2011 (Sergei Kostitsyn) |

PLAYOFF HISTORY

| | |
|--------------------------|--|
| Last Meeting | 2012: NSH defeated DET 4-1 in Western Conference Quarterfinals |
| All-Time / Series Record | 9-8 all-time / 2-1 series |

2020-21 TEAM DIRECTORY



NEW JERSEY DEVILS

25 Lafayette St.
Newark, NJ 07102
devils.nhl.com

Home Arena Prudential Center
Capacity 16,514
Office Phone (973) 757-6100
Entered NHL 1974-75 (47th season)
Conference Eastern
Division Metropolitan
Regular Season Record 1515-1572-328-162
Seasons in Playoffs 23
Division / Conference Titles 9 / 5
Playoff Record 137-122
Stanley Cup Champions 1995, 2000, 2003
2019-20 Record 28-29-12 (68 pts.)
2020 Playoffs Did Not Qualify
AHL Affiliate Binghamton Devils
ECHL Affiliate Adirondack Thunder

Staff Listing

Managing Partners Josh Harris, David Blitzer
Chief Executive Officer Scott O'Neil
President Jake Reynolds
Executive VP/General Manager Tom Fitzgerald
Executive VP/Advisor Martin Brodeur
Senior VP/Assistant GM Dan MacKinnon
VP, Hockey Analytics Tyler Dellow
VP, Amateur Scouting Paul Castron
Head Coach Lindy Ruff
Assistant Coach Mark Recchi
Assistant Coach Chris Taylor
Goaltending Coach Dave Rogalski
Video Coach Mike Regan
Goaltending Dev. Coach Scott Clemmensen
Player Development Rick Kowalski,
..... Patrick Rissmiller, Eric Weinrich, Esa Pirnes
Consultant Jacques Laperriere
Head Athletic Trainer Kevin Morley
Strength & Conditioning Coach Joe Lorincz
Head Equipment Manager Chris Scoppetto
VP, Hockey Communications Peter Albiets
Dir., Player Initiatives Corinne Weltman
Assistant, Hockey Comms Nick Blackman

All-Time vs. NEW JERSEY

| SEASON RECORD | GP | W | L | T | OTL | PTS | GF | GA |
|---------------|------------|-----------|-----------|-----------|----------|------------|------------|------------|
| Home | 54 | 34 | 17 | 2 | 1 | 71 | 212 | 162 |
| Road | 54 | 18 | 25 | 9 | 2 | 47 | 141 | 173 |
| TOTALS | 108 | 52 | 42 | 11 | 3 | 118 | 353 | 335 |

2019-20 RESULTS

| DATE | SITE | W/L | DRW | NJD |
|-------------|------|-----|-----|-----|
| November 23 | A | L | 1 | 5 |
| February 13 | A | L | 1 | 4 |
| February 25 | H | L | 1 | 4 |

LAST FIVE SEASONS

| SEASON | GP | W | L | OT | PTS | GF | GA |
|---------|----|---|---|----|-----|----|----|
| 2019-20 | 3 | 0 | 3 | 0 | 0 | 3 | 13 |
| 2018-19 | 3 | 3 | 0 | 0 | 6 | 11 | 5 |
| 2017-18 | 3 | 1 | 1 | 1 | 3 | 7 | 7 |
| 2016-17 | 3 | 2 | 1 | 0 | 4 | 12 | 9 |
| 2015-16 | 3 | 1 | 1 | 1 | 3 | 6 | 7 |

THE LAST TIME...

| | RED WINGS | DEVILS |
|-------------------|------------------------------|--------------------------------|
| Home Win | March 29, 2019 | Feb. 13, 2020 |
| Road Win | Nov. 17, 2018 | Feb. 25, 2020 |
| Overtime Win | Nov. 17, 2018 (Dylan Larkin) | Nov. 25, 2017 (Brian Gibbons) |
| Shutout For | Jan. 22, 2018 (Petr Mrazek) | Jan. 28, 2003 (Martin Brodeur) |
| Hat Trick For | Dec. 19, 1997 (Doug Brown) | Jan. 28, 1991 (John MacLean) |
| Penalty Shot Goal | Never | Never |
| Shorthanded Goal | Nov. 1, 2018 (Trevor Daley) | Jan. 31, 2017 (Adam Henrique) |

PLAYOFF HISTORY

| | |
|--------------------------|---|
| Last Meeting | 1995: NJD defeated DET 4-0 in Stanley Cup Final |
| All-Time / Series Record | 0-4 all-time / 0-1 series |

2020-21 TEAM DIRECTORY



NEW YORK ISLANDERS

200 Merrick Ave.
East Meadow, NY 11554
islanders.nhl.com

Home Arena.....Nassau Coliseum
Capacity.....13,917
Office Phone.....(516) 501-6700
Entered NHL.....1972-73 (49th season)
Conference.....Eastern
Division.....Metropolitan
Regular Season Record.....1656-1570-347-159
Seasons in Playoffs.....26
Division / Conference Titles.....6 / 3
Playoff Record.....161-133
Stanley Cups.....1980, 1981, 1982, 1983
2019-20 Record.....35-23-10 (80 pts.)
2020 Playoffs.....Lost to TBL in Conf. Final
AHL Affiliate.....Bridgeport Sound Tigers
ECHL Affiliate.....Worcester Railers

Staff Listing

Owner and Governor.....Scott Malkin
President and GM.....Lou Lamoriello
Asst. GMs.....Chris Lamoriello, Steve Pellegrini
Assistant to the Pres. and GM.....Kerry Gwydir
Director, Pro Scouting.....Ken Morrow
Director, Amateur Scouting.....Trent Klatt
Director, Player Development.....Eric Cairns
Head Coach.....Barry Trotz
Asst. Coaches.....Lane Lambert, John Gruden,
Jim Hiller
Special Assignment Coach.....Jacques Lemaire
Goalie Coach.....Piero Greco
Video Coordinators....Matt De Mado, Corey Smith
Director of Goaltending.....Mitch Korn
Player Development.....Marty Reasoner,
Vladimir Malakhov, Chris Terreri
Head Athletic Trainer.....Damien Hess
Strength & Conditioning Coach....Derrek Douglas
Equipment Manager.....Scott Boggs
Exec. Director, Comms.....Kimber Auerbach
Director, Comms.....Jesse Eisenberg
PR Coordinators.....Kelly Keogh, Madeline Harris

All-Time vs. NY ISLANDERS

| SEASON RECORD | GP | W | L | T | OTL | PTS | GF | GA |
|---------------|------------|-----------|-----------|----------|----------|------------|------------|------------|
| Home | 58 | 30 | 24 | 2 | 2 | 64 | 193 | 169 |
| Road | 60 | 24 | 29 | 4 | 3 | 55 | 182 | 221 |
| TOTALS | 118 | 54 | 53 | 6 | 5 | 119 | 375 | 390 |

2019-20 RESULTS

| DATE | SITE | W/L | DRW | NYI |
|-------------|------|-----|-----|-----|
| December 2 | H | L | 1 | 4 |
| January 14 | A | L | 2 | 8 |
| February 21 | A | L | 1 | 4 |

LAST FIVE SEASONS

| SEASON | GP | W | L | OT | PTS | GF | GA |
|----------------|----|---|---|----|-----|----|----|
| 2019-20 | 3 | 0 | 3 | 0 | 0 | 4 | 16 |
| 2018-19 | 3 | 1 | 1 | 1 | 3 | 7 | 8 |
| 2017-18 | 3 | 1 | 0 | 2 | 4 | 15 | 14 |
| 2016-17 | 3 | 2 | 1 | 0 | 4 | 10 | 10 |
| 2015-16 | 3 | 2 | 1 | 0 | 4 | 10 | 7 |

THE LAST TIME...

| | RED WINGS | ISLANDERS |
|-------------------|-------------------------------|----------------------------------|
| Home Win | March 16, 2019 | Feb. 21, 2020 |
| Road Win | Dec. 19, 2017 | Dec. 2, 2019 |
| Overtime Win | Dec. 4, 2016 (Danny DeKeyser) | April 7, 2018 (John Tavares) |
| Shutout For | Nov. 29, 2013 (Jimmy Howard) | Dec. 23, 2013 (Evgeni Nabokov) |
| Hat Trick For | Feb. 21, 1989 (Dave Barr) | Feb. 21, 2020 (Jordan Eberle) |
| Penalty Shot Goal | Never | Feb. 1, 1975 (Lorne Henning) |
| Shorthanded Goal | Nov. 29, 2013 (Darren Helm) | March 29, 2015 (Cal Clutterbuck) |

PLAYOFF HISTORY

| | |
|--------------------------|-------|
| Last Meeting | Never |
| All-Time / Series Record | N/A |

2020-21 TEAM DIRECTORY



NEW YORK RANGERS

2 Pennsylvania Plaza
14th Floor
New York, NY 10121
rangers.nhl.com

Home Arena Madison Square Garden
Capacity 18,006
Office Phone (212) 465-6486
Entered NHL 1926-27
Conference Eastern
Division Metropolitan
Regular Season Record 2856-2693-808-147
Seasons in Playoffs 60
Division / Conference Titles 8 / 2
Playoff Record 244-266-8
Stanley Cups 1928, 1933, 1940, 1994
2019-20 Record 37-28-5 (79 pts.)
2020 Playoffs Lost to CAR in Qualifying Round
AHL Affiliate Hartford Wolf Pack
ECHL Affiliate Maine Mariners

Staff Listing

Executive Chairman James L. Dolan
President John Davidson
General Manager Jeff Gorton
Senior Advisor to the Owner Glen Sather
Assistant General Manager Chris Drury
Director, Player Personnel Gordie Clark
Director, Pro Scouting Kevin Maxwell
Director, Player Development Jed Ortmeyer
Assts., Player Dev. Tanner Glass, Tuomo Ruutu
Consultants/Advisors Doug Risebrough,
..... Brian Leetch, Brad Richards, Adam Graves
Head Coach David Quinn
Assistant Coaches Greg Brown,
..... Jacques Martin, David Oliver
Assistant Coach/Goalie Coach Benoit Allaire
Video Coaches Jerry Dineen, Sam Kelley
Head Athletic Trainer Jim Ramsay
Head Equipment Manager Acacio Marques
Senior VP, Public Relations John Rosasco
Director, Public Relations Ryan Nissan
Manager, Public Relations Lindsay Hayes
Coordinator, PR Michael Rappaport

All-Time vs. NY RANGERS

| SEASON RECORD | GP | W | L | T | OTL | PTS | GF | GA |
|---------------|------------|------------|------------|------------|----------|------------|--------------|--------------|
| Home | 298 | 173 | 78 | 45 | 2 | 393 | 1,032 | 728 |
| Road | 298 | 97 | 139 | 58 | 4 | 256 | 765 | 902 |
| TOTALS | 596 | 270 | 217 | 103 | 6 | 649 | 1,797 | 1,630 |

2019-20 RESULTS

| DATE | SITE | W/L | DRW | NYR |
|------------|------|-----|-----|-----|
| November 6 | A | L | 1 | 5 |
| January 31 | A | L | 2 | 4 |
| February 1 | H | L | 0 | 1 |

LAST FIVE SEASONS

| SEASON | GP | W | L | OT | PTS | GF | GA |
|----------------|----|---|---|----|-----|----|----|
| 2019-20 | 3 | 0 | 3 | 0 | 0 | 3 | 10 |
| 2018-19 | 3 | 3 | 0 | 0 | 6 | 9 | 6 |
| 2017-18 | 3 | 2 | 0 | 1 | 5 | 7 | 6 |
| 2016-17 | 3 | 1 | 1 | 1 | 3 | 3 | 6 |
| 2015-16 | 3 | 1 | 1 | 1 | 3 | 5 | 6 |

THE LAST TIME...

| | RED WINGS | RANGERS |
|--------------------------|----------------------------------|----------------------------------|
| Home Win | March 7, 2019 | Jan. 31, 2020 |
| Road Win | March 19, 2019 | Feb. 1, 2020 |
| Overtime Win | Nov. 9, 2018 (Dylan Larkin) | Nov. 24, 2017 (Mats Zuccarello) |
| Shutout For | March 24, 2001 (Chris Osgood) | Feb. 1, 2020 (Henrik Lundqvist) |
| Hat Trick For | March 26, 2000 (Martin Lapointe) | March 30, 1991 (Darren Turcotte) |
| Penalty Shot Goal | March 5, 1953 (Gordie Howe) | Nov. 27, 1963 (Rod Gilbert) |
| Shorthanded Goal | March 26, 2000 (Sergei Fedorov) | Nov. 6, 2019 (Greg McKegg) |

PLAYOFF HISTORY

| | |
|---------------------------------|---|
| Last Meeting | 1949: DET defeated NYR 4-3 in Stanley Cup Final |
| All-Time / Series Record | 13-10 all-time / 4-1 series |

2020-21 TEAM DIRECTORY



OTTAWA SENATORS

1000 Palladium Drive
Ottawa, Ontario K2V 1A5
senators.nhl.com

Home Arena..... Canadian Tire Centre
Capacity..... 17,373
Office Phone..... (613) 599-0250
Entered NHL..... 1992-93 (29th season)
Conference..... Eastern
Division..... Atlantic
Regular Season Record..... 948-912-115-164
Seasons in Playoffs..... 16
Division / Conference Titles..... 4 / 1
Playoff Record..... 72-79
Stanley Cup Champions..... None
2019-20 Record..... 25-34-12 (62 pts.)
2020 Playoffs..... Did Not Qualify
AHL Affiliate..... Belleville Senators
ECHL Affiliate..... Brampton Beast

Staff Listing

Owner, Governor & Chairman..... Eugene Melnyk
General Manager..... Pierre Dorion
Assistant General Manager..... Peter MacTavish
Director, Hockey Operations..... Tim Patten
Chief Pro Scout..... Jim Clark
Chief Amateur Scout..... Trent Mann
Chief European Scout..... Mikko Ruutu
Head Coach..... D.J. Smith
Associate Coach..... Jack Capuano
Assistant Coach..... Davis Payne
Assistant Coach..... Bob Jones
Goaltending Coach..... Pierre Goulet
Video Coach..... Michael King
Player Development Coach..... Shean Donovan
Player Development Coach..... Jesse Winchester
Conditioning Coach..... Chris Schwarz
Head Athletic Therapist..... Domenic Nicoletta
Head Equipment Manager..... John Forget
Senior VP, Communications..... PJ Loyello
Sr. Directors, Comms... Carrie Croft, Brian Morris
Manager, Communications..... Chris Moore
Coordinator, Communications..... Brett Varey

All-Time vs. OTTAWA

| SEASON RECORD | GP | W | L | T | OTL | PTS | GF | GA |
|---------------|-----------|-----------|-----------|----------|----------|-----------|------------|------------|
| Home | 26 | 16 | 9 | 0 | 1 | 33 | 79 | 62 |
| Road | 28 | 16 | 9 | 1 | 2 | 35 | 79 | 72 |
| TOTALS | 54 | 32 | 18 | 1 | 3 | 68 | 158 | 134 |

2019-20 RESULTS

| DATE | SITE | W/L | DRW | OTT |
|-------------|------|-----|-----|-----|
| October 23 | A | L | 2 | 5 |
| November 19 | H | L | 3 | 4 |
| January 10 | H | SOW | 3 | 2 |
| February 29 | A | SOL | 3 | 4 |

LAST FIVE SEASONS

| SEASON | GP | W | L | OT | PTS | GF | GA |
|----------------|----|---|---|----|-----|----|----|
| 2019-20 | 4 | 1 | 2 | 1 | 3 | 11 | 15 |
| 2018-19 | 4 | 2 | 2 | 0 | 4 | 8 | 8 |
| 2017-18 | 4 | 3 | 1 | 0 | 6 | 7 | 5 |
| 2016-17 | 4 | 3 | 1 | 0 | 6 | 13 | 9 |
| 2015-16 | 5 | 3 | 1 | 1 | 7 | 15 | 13 |

THE LAST TIME...

| | RED WINGS | SENATORS |
|-------------------|------------------------------------|-------------------------------------|
| Home Win | Jan. 10, 2020 | Feb. 29, 2020 |
| Road Win | Feb. 2, 2019 | Nov. 19, 2019 |
| Overtime Win | Jan. 3, 2018 (Andreas Athanasiou) | Never |
| Shutout For | Feb. 2, 2019 (Jonathan Bernier) | April 4, 2017 (Craig Anderson) |
| Hat Trick For | Oct. 17, 2016 (Mike Green) | Never |
| Penalty Shot Goal | Feb. 14, 2019 (Andreas Athanasiou) | Never |
| Shorthanded Goal | Nov. 19, 2019 (Valtteri Filppula) | Oct. 23, 2019 (Jean-Gabriel Pageau) |

PLAYOFF HISTORY

| | |
|--------------------------|-------|
| Last Meeting | Never |
| All-Time / Series Record | N/A |

2020-21 TEAM DIRECTORY



PHILADELPHIA FLYERS

3601 S. Broad St.
Philadelphia, PA 19148
flyers.nhl.com

Home Arena Wells Fargo Center
Capacity 19,543
Office Phone (215) 465-4500
Entered NHL 1967-68 (54th season)
Conference Eastern
Division Metropolitan
Regular Season Record 2054-1429-457-175
Seasons in Playoffs 40
Division / Conference Titles 16 / 4
Playoff Record 228-218
Stanley Cup Champions 1974, 1975
2019-20 Record 41-21-7 (89 pts.)
2020 Playoffs Lost to NYI in Second Round
AHL Affiliate Lehigh Valley Phantoms
ECHL Affiliate Reading Royals

Staff Listing

Chairman & CEO Dave Scott
President, Hockey Ops & GM Chuck Fletcher
VPs & Asst. GMs Barry Hanrahan, Brent Flahr
Advisors Paul Holmgren, Bob Clarke,
Bill Barber, Dean Lombardi
Head Pro Scout Dave Brown
Head Coach Alain Vigneault
Assistant Coaches Michel Therrien,
Mike Yeo, Ian Laperriere
Goaltending Coach Kim Dillabaugh
Video Coach Adam Patterson
Assistant Video Coach Vinny Yula
Director, Medical Services Jim McCrossin
Head of Strength & Conditioning Chris Osmond
Equipment Manager Harry Bricker
Player Dev. Kjell Samuelsson, John Riley,
Brett Hextall, Nick Schultz, Brady Robinson
Senior Director, Comms Sara Schwab
Senior Director, Comms Zack Hill
Director, Player Relations Joe Siville
Manager, Broadcast/Media Brian Smith

All-Time vs. PHILADELPHIA

| SEASON RECORD | GP | W | L | T | OTL | PTS | GF | GA |
|---------------|------------|-----------|-----------|-----------|----------|------------|------------|------------|
| Home | 73 | 38 | 22 | 10 | 3 | 89 | 249 | 218 |
| Road | 71 | 14 | 44 | 11 | 2 | 41 | 197 | 288 |
| TOTALS | 144 | 52 | 66 | 21 | 5 | 130 | 446 | 506 |

2019-20 RESULTS

| DATE | SITE | W/L | DRW | PHI |
|-------------|------|-----|-----|-----|
| November 29 | A | L | 1 | 6 |
| February 3 | H | L | 0 | 3 |

LAST FIVE SEASONS

| SEASON | GP | W | L | OT | PTS | GF | GA |
|----------------|----|---|---|----|-----|----|----|
| 2019-20 | 2 | 0 | 2 | 0 | 0 | 1 | 9 |
| 2018-19 | 3 | 0 | 2 | 1 | 1 | 8 | 12 |
| 2017-18 | 3 | 1 | 1 | 1 | 3 | 10 | 11 |
| 2016-17 | 3 | 1 | 0 | 2 | 4 | 6 | 7 |
| 2015-16 | 3 | 1 | 1 | 1 | 3 | 7 | 6 |

THE LAST TIME...

| | RED WINGS | FLYERS |
|-------------------|----------------------------------|-----------------------------------|
| Home Win | March 20, 2018 | Nov. 29, 2019 |
| Road Win | Nov. 8, 2016 | Feb. 3, 2020 |
| Overtime Win | March 28, 1999 (Wendel Clark) | Feb. 16, 2019 (Travis Konecny) |
| Shutout For | April 6, 2016 (Jimmy Howard) | Feb. 3, 2020 (Brian Elliott) |
| Hat Trick For | Nov. 12, 1988 (Steve Yzerman) | March 14, 1998 (Alexandre Daigle) |
| Penalty Shot Goal | Never | Never |
| Shorthanded Goal | March 20, 2018 (Luke Glendening) | Feb. 3, 2020 (Matt Niskanen) |

PLAYOFF HISTORY

| | |
|--------------------------|---|
| Last Meeting | 1997: DET defeated PHI 4-0 in Stanley Cup Final |
| All-Time / Series Record | 4-0 all-time / 1-0 series |

2020-21 TEAM DIRECTORY



PITTSBURGH PENGUINS

1001 Fifth Ave.
Pittsburgh, PA 15219
penguins.nhl.com

Home Arena..... PPG Paints Arena
Capacity..... 18,387
Office Phone..... (412) 642-1300
Entered NHL..... 1967-68 (54th season)
Conference..... Eastern
Division..... Metropolitan
Regular Season Record..... 1866-1718-383-148
Seasons in Playoffs..... 35
Division / Conference Titles..... 9 / 6
Playoff Record..... 207-178
Stanley Cup Champions..... 1991, 1992, 2009,
..... 2016, 2017
2019-20 Record..... 40-23-6 (86 pts.)
2020 Playoffs..... Lost to MTL in Qualifying Round
AHL Affiliate..... Wilkes-Barre/Scranton Penguins
ECHL Affiliate..... Wheeling Nailers

Staff Listing

Co-Owner & Chairman..... Mario Lemieux
Co-Owner..... Ron Burkle
CEO & President..... David Morehouse
Executive Vice President & GM..... Jim Rutherford
Assistant General Manager..... Patrik Allvin
Director, Player Development..... Scott Young
Hockey Operations Advisor..... Trevor Daley
Director, Player Personnel..... Derek Clancey
Director, Pro Scouting..... Ryan Bowness
Head Coach..... Mike Sullivan
Assistant Coach..... Todd Reirden
Assistant Coach..... Mike Vellucci
Goaltending Coach..... Mike Buckley
Video Coach..... Andy Saucier
Assistant Video Coach..... Madison Nikkel
Player Development..... Tom Kostopoulos,
..... Matt Cullen, Andy Chiodo
Head Equipment Manager..... Dana Heinze
Head Athletic Trainer..... Curtis Stewart
Director, Sports Performance..... Curtis Bell
VP, Media Relations..... Jennifer Bullano Ridgley
Director, Communications..... Evan Schall
Coordinator, Communications..... Emma Kilmer

All-Time vs. PITTSBURGH

| SEASON RECORD | GP | W | L | T | OTL | PTS | GF | GA |
|---------------|------------|-----------|-----------|-----------|----------|------------|------------|------------|
| Home | 80 | 48 | 17 | 12 | 3 | 111 | 306 | 228 |
| Road | 80 | 22 | 52 | 4 | 2 | 50 | 231 | 326 |
| TOTALS | 160 | 70 | 69 | 16 | 5 | 161 | 537 | 554 |

2019-20 RESULTS

| DATE | SITE | W/L | DRW | PIT |
|-------------|------|-----|-----|-----|
| December 7 | H | L | 3 | 5 |
| January 17 | H | OTL | 1 | 2 |
| February 16 | A | L | 1 | 5 |

LAST FIVE SEASONS

| SEASON | GP | W | L | OT | PTS | GF | GA |
|----------------|----|---|---|----|-----|----|----|
| 2019-20 | 3 | 0 | 2 | 1 | 1 | 5 | 12 |
| 2018-19 | 3 | 1 | 2 | 0 | 2 | 7 | 10 |
| 2017-18 | 3 | 2 | 1 | 0 | 4 | 10 | 8 |
| 2016-17 | 3 | 2 | 1 | 0 | 4 | 14 | 10 |
| 2015-16 | 3 | 0 | 3 | 0 | 0 | 7 | 16 |

THE LAST TIME...

| | RED WINGS | PENGUINS |
|--------------------------|-----------------------------------|-------------------------------|
| Home Win | April 2, 2019 | Feb. 16, 2020 |
| Road Win | Feb. 19, 2017 | Jan. 17, 2020 |
| Overtime Win | Oct. 23, 2014 (Justin Abdelkader) | Jan. 17, 2020 (Sidney Crosby) |
| Shutout For | June 6, 2009 (Chris Osgood) | April 11, 1999 (Tom Barrasso) |
| Hat Trick For | Oct. 25, 2002 (Sergei Fedorov) | Nov. 11, 2008 (Jordan Staal) |
| Penalty Shot Goal | Never | Jan. 18, 2011 (Chris Conner) |
| Shorthanded Goal | May 24, 2008 (Dan Cleary) | Feb. 19, 2017 (Tom Kuhnhackl) |

PLAYOFF HISTORY

| | |
|---------------------------------|---|
| Last Meeting | 2009: PIT defeated DET 4-3 in Stanley Cup Final |
| All-Time / Series Record | 7-6 all-time / 1-1 series |

2020-21 TEAM DIRECTORY



SAN JOSE SHARKS

525 W. Santa Clara St.
San Jose, CA 95113
sharks.nhl.com

Home Arena SAP Center
Capacity 17,562
Office Phone (408) 287-7070
Entered NHL 1991-92 (30th season)
Conference Western
Division Pacific
Regular Season Record 1049-892-121-156
Seasons in Playoffs 21
Division / Conference Titles 6 / 1
Playoff Record 119-122
Stanley Cup Champions None
2019-20 Record 29-36-5 (63 pts.)
2020 Playoffs Did Not Qualify
AHL Affiliate San Jose Barracuda
ECHL Affiliate None

Staff Listing

Ownership Group Hasso Plattner,
..... Gary Valenzuela, Gordon Russell, Rudy Staedler
General Manager Doug Wilson
Assistant General Manager Joe Will
Assistant General Manager Tim Burke
Director, Scouting Doug Wilson, Jr.
Head Coach Bob Boughner
Associate Coach Rocky Thompson
Assistant Coach John Madden
Goaltending Coach Evgeni Nabokov
Assistant Coach, Video Dan Darrow
NHL Development Coach Mike Ricci
Development Coach, Defense Bryan Marchment
Head Athletic Trainer Ray Tufts
Director, Strength & Conditioning Mike Potenza
Equipment Manager Mike Aldrich
Vice President, Communications Scott Emmert
Director, Media Relations Ben Guerrero
Coordinator, Media Relations Kyle Stuetzel

All-Time vs. SAN JOSE

| SEASON RECORD | GP | W | L | T | OTL | PTS | GF | GA |
|---------------|-----------|-----------|-----------|----------|----------|------------|------------|------------|
| Home | 47 | 33 | 10 | 1 | 3 | 70 | 162 | 91 |
| Road | 49 | 24 | 20 | 3 | 2 | 53 | 167 | 166 |
| TOTALS | 96 | 57 | 30 | 4 | 5 | 123 | 329 | 257 |

2019-20 RESULTS

| DATE | SITE | W/L | DRW | SJS |
|-------------|------|-----|-----|-----|
| November 16 | A | SOL | 3 | 4 |
| December 31 | H | W | 2 | 0 |

LAST FIVE SEASONS

| SEASON | GP | W | L | OT | PTS | GF | GA |
|----------------|----|---|---|----|-----|----|----|
| 2019-20 | 2 | 1 | 0 | 1 | 3 | 5 | 4 |
| 2018-19 | 2 | 1 | 1 | 0 | 2 | 6 | 7 |
| 2017-18 | 2 | 1 | 1 | 0 | 2 | 5 | 6 |
| 2016-17 | 2 | 1 | 1 | 0 | 2 | 6 | 6 |
| 2015-16 | 2 | 1 | 1 | 0 | 2 | 4 | 4 |

THE LAST TIME...

| | RED WINGS | SHARKS |
|-------------------|----------------------------------|----------------------------------|
| Home Win | Dec. 31, 2019 | Nov. 16, 2019 |
| Road Win | March 25, 2019 | Feb. 24, 2019 |
| Overtime Win | May 2, 2007 (Mathieu Schneider) | March 17, 2012 (Martin Havlat) |
| Shutout For | Dec. 31, 2019 (Jonathan Bernier) | Oct. 21, 2013 (Antti Niemi) |
| Hat Trick For | May 6, 2010 (Johan Franzen) | Feb. 24, 2019 (Joe Pavelski) |
| Penalty Shot Goal | Nov. 22, 1995 (Igor Larionov) | Never |
| Shorthanded Goal | March 25, 2019 (Christoffer Ehn) | April 11, 2013 (Patrick Marleau) |

PLAYOFF HISTORY

| | |
|--------------------------|---|
| Last Meeting | 2011: SJS defeated DET 4-3 in Western Conference Semifinals |
| All-Time / Series Record | 15-14 all-time / 2-3 series |

2020-21 TEAM DIRECTORY



ST. LOUIS BLUES

1401 Clark Ave.
St. Louis, MO 63103
blues.nhl.com

Home Arena.....Enterprise Center
Capacity.....18,096
Office Phone.....(314) 622-2500
Entered NHL.....1967-68 (54th season)
Conference.....Western
Division.....Central
Regular Season Record.....1902-1625-432-158
Seasons in Playoffs.....43
Division / Conference Titles.....10 / 1
Playoff Record.....182-215
Stanley Cup Champions.....2019
2019-20 Record.....42-19-10 (94 pts.)
2020 Playoffs.....Lost to VAN in First Round
AHL Affiliate.....Springfield Thunderbirds
ECHL Affiliate.....None

Staff Listing

Chairman and Governor.....Tom Stillman
President of Hockey Ops & GM....Doug Armstrong
Vice President, Hockey Ops.....Dave Taylor
Senior Advisor to the GM.....Al MacInnis
Director, Player Personnel.....Rob DiMaio
Director, Player Development.....Tim Taylor
Director, Hockey Operations.....Ryan Miller
Director, Player Recruitment.....Keith Tkachuk
Head Coach.....Craig Berube
Assistant Coach.....Jim Montgomery
Assistant Coach.....Steve Ott
Assistant Coach.....Mike Van Ryn
Assistant Coach - Video.....Sean Ferrell
Consultant & Asst. Coach.....Larry Robinson
Goaltending Coach.....David Alexander
Development Coach.....Glen Wesley
Head Athletic Trainer.....Ray Barile
Head Equipment Manager.....Rich Matthews
VP, Media & Brand Comms.....Mike Caruso
Director, Media Content.....Dan O'Neill
Media Content Coordinator.....Brett Barczewski

All-Time vs. ST. LOUIS

| SEASON RECORD | GP | W | L | T | OTL | PTS | GF | GA |
|---------------|------------|------------|------------|-----------|----------|------------|------------|------------|
| Home | 144 | 70 | 52 | 17 | 5 | 162 | 503 | 424 |
| Road | 142 | 54 | 64 | 20 | 4 | 132 | 403 | 449 |
| TOTALS | 286 | 124 | 116 | 37 | 9 | 294 | 906 | 873 |

2019-20 RESULTS

| DATE | SITE | W/L | DRW | STL |
|------------|------|-----|-----|-----|
| October 27 | H | OTL | 4 | 5 |

LAST FIVE SEASONS

| SEASON | GP | W | L | OT | PTS | GF | GA |
|----------------|----|---|---|----|-----|----|----|
| 2019-20 | 1 | 0 | 0 | 1 | 1 | 4 | 5 |
| 2018-19 | 2 | 1 | 1 | 0 | 2 | 6 | 8 |
| 2017-18 | 2 | 0 | 2 | 0 | 0 | 2 | 8 |
| 2016-17 | 2 | 1 | 1 | 0 | 2 | 3 | 4 |
| 2015-16 | 2 | 1 | 1 | 0 | 2 | 5 | 5 |

THE LAST TIME...

| | RED WINGS | BLUES |
|-------------------|----------------------------------|----------------------------------|
| Home Win | Nov. 28, 2018 | March 21, 2019 |
| Road Win | Oct. 27, 2016 | Oct. 27, 2019 |
| Overtime Win | Nov. 21, 2015 (Teemu Pulkkinen) | Feb. 13, 2013 (Alexander Steen) |
| Shutout For | April 13, 2014 (Petr Mrazek) | Feb. 15, 2017 (Carter Hutton) |
| Hat Trick For | Feb. 1, 2013 (Henrik Zetterberg) | March 21, 2019 (Ivan Barbashev) |
| Penalty Shot Goal | Feb. 7, 1985 (Dwight Foster) | Oct. 29, 1998 (Geoff Courttnall) |
| Shorthanded Goal | Oct. 27, 2016 (Frans Nielsen) | Feb. 13, 2013 (Patrik Berglund) |

PLAYOFF HISTORY

| | |
|--------------------------|---|
| Last Meeting | 2002: DET defeated STL 4-1 in Western Conference Semifinals |
| All-Time / Series Record | 24-16 all-time / 5-2 series |

2020-21 TEAM DIRECTORY



TAMPA BAY LIGHTNING

401 Channelside Drive
Tampa, FL 33602
lightning.nhl.com

Home Arena.....Amalie Arena
Capacity.....19,092
Office Phone.....(813) 301-6500
Entered NHL.....1992-93 (29th season)
Conference.....Eastern
Division.....Atlantic
Regular Season Record.....949-930-112-147
Seasons in Playoffs.....12
Division / Conference Titles.....4 / 3
Playoff Record.....89-70
Stanley Cup Champions.....2004, 2020
2019-20 Record.....43-21-6 (92 pts.)
2020 Playoffs.....Won Stanley Cup
AHL Affiliate.....Syracuse Crunch
ECHL Affiliate.....Orlando Solar Bears

Staff Listing

Owner, Governor & Chairman..... Jeff Vinik
Chief Executive Officer..... Steve Griggs
VP & General Manager..... Julien BriseBois
Asst. GM/Dir., Player Dev..... Stacy Roest
Asst. GM/Dir., Amateur Scouting..... Al Murray
Asst. GM/Dir., Player Personnel..... Jamie Pushor
Director, Hockey Operations..... Mathieu Darche
Director, Player Development..... JP Cote
Head Coach..... Jon Cooper
Assistant Coach..... Jeff Halpern
Assistant Coach..... Derek Lalonde
Goaltending Coach..... Frantz Jean
Video Coach..... Nigel Kirwan
Video Coordinator..... Brian Garlock
Strength Coach..... Mark Lambert
Equipment Manager..... Ray Thill
Head Athletic Trainer..... Tom Mulligan
Executive VP of Communications..... Bill Wickett
Sr. Director, Communications..... Brian Breseman
Sr. Manager, Comms..... Trevor van Knotsenburg
Beat Writer/Media Relations Asst.... Bryan Burns

All-Time vs. TAMPA BAY

| SEASON RECORD | GP | W | L | T | OTL | PTS | GF | GA |
|---------------|-----------|-----------|-----------|----------|----------|-----------|------------|------------|
| Home | 29 | 18 | 6 | 1 | 4 | 41 | 96 | 66 |
| Road | 31 | 12 | 17 | 1 | 1 | 26 | 100 | 103 |
| TOTALS | 60 | 30 | 23 | 2 | 5 | 67 | 196 | 169 |

2019-20 RESULTS

| DATE | SITE | W/L | DRW | TBL |
|-------------|------|-----|-----|-----|
| December 29 | A | L | 1 | 2 |
| March 8 | H | SOW | 5 | 4 |

LAST FIVE SEASONS

| SEASON | GP | W | L | OT | PTS | GF | GA |
|----------------|----|---|---|----|-----|----|----|
| 2019-20 | 2 | 1 | 1 | 0 | 2 | 6 | 6 |
| 2018-19 | 4 | 0 | 3 | 1 | 1 | 12 | 17 |
| 2017-18 | 4 | 0 | 4 | 0 | 0 | 7 | 15 |
| 2016-17 | 5 | 0 | 4 | 1 | 1 | 12 | 20 |
| 2015-16 | 4 | 2 | 2 | 0 | 4 | 8 | 11 |

THE LAST TIME...

| | RED WINGS | LIGHTNING |
|-------------------|-----------------------------------|----------------------------------|
| Home Win | March 8, 2020 | Dec. 29, 2019 |
| Road Win | April 25, 2015 | March 14, 2019 |
| Overtime Win | Feb. 26, 2002 (Brendan Shanahan) | March 24, 2017 (Nikita Kucherov) |
| Shutout For | April 17, 2016 (Petr Mrazek) | April 21, 2016 (Ben Bishop) |
| Hat Trick For | Dec. 4, 2018 (Frans Nielsen) | Jan. 29, 2015 (Cedric Paquette) |
| Penalty Shot Goal | Oct. 16, 2017 (Justin Abdelkader) | Never |
| Shorthanded Goal | March 14, 2019 (Darren Helm) | Dec. 4, 2018 (Cedric Paquette) |

PLAYOFF HISTORY

| | |
|--------------------------|--|
| Last Meeting | 2016: TBL defeated DET 4-1 in Eastern Conference Quarterfinals |
| All-Time / Series Record | 4-8 all-time / 0-2 series |

2020-21 TEAM DIRECTORY



TORONTO MAPLE LEAFS

50 Bay St., Suite 500
Toronto, Ontario M5J 2L2
mapleleafs.nhl.com

Home Arena..... Scotiabank Arena
Capacity..... 18,819
Office Phone..... (416) 815-5700
Entered NHL..... 1917-18 (104th season)
Conference..... Eastern
Division..... Atlantic
Regular Season Record..... 2965-2815-783-167
Seasons in Playoffs..... 69
Division / Conference Titles..... 8 / 0
Playoff Record..... 264-288-4
Stanley Cups..... 1918, '22, '32, '42, '45, '47,
'49, '51, '62, '64, '67
2019-20 Record..... 36-25-9 (81 pts.)
2020 Playoffs..... Lost to CBJ in Qualifying Round
AHL Affiliate..... Toronto Marlies
ECHL Affiliate..... Newfoundland Growlers

Staff Listing

Chairman & Governor ... Lawrence M. Tanenbaum
President Brendan Shanahan
General Manager Kyle Dubas
Asst. GMs..... Brandon Pridham, Laurence Gilman
Special Asst. to the GM..... Darryl Metcalf
Director, Player Personnel..... Dave Morrison
Director, Hockey Strategy Eric Joyce
Sr. Director, Player Evaluation Jim Paliapito
Director, Amateur Scouting John Lilley
Director, European Scouting..... Ari Vuori
Director, Pro Scouting Troy Bodie
Sr. Director, Player Development Scott Pellerin
Director, Player Dev..... Stephane Robidas
Head Coach..... Sheldon Keefe
Assistant Coaches Dave Hakstol,
..... Manny Malhotra, Paul MacLean
Goaltending Coach..... Steve Briere
Video Coordinators..... Sam Kim, Jordan Bean
Head Athletic Therapist..... Paul Ayotte
Equipment Manager..... Brian Papineau
Director, Media Relations Steve Keogh
Sr. Manager, Media Relations.. Scott McNaughton
MR Coordinators Chris Lund, Colin McBride

All-Time vs. TORONTO

| SEASON RECORD | GP | W | L | T | OTL | PTS | GF | GA |
|---------------|------------|------------|------------|-----------|----------|------------|--------------|--------------|
| Home | 339 | 175 | 114 | 46 | 4 | 400 | 1,007 | 835 |
| Road | 333 | 111 | 172 | 47 | 3 | 272 | 893 | 1,106 |
| TOTALS | 672 | 286 | 286 | 93 | 7 | 672 | 1,900 | 1,941 |

2019-20 RESULTS

| DATE | SITE | W/L | DRW | TOR |
|-------------|------|-----|-----|-----|
| October 12 | H | L | 2 | 5 |
| November 27 | H | L | 0 | 6 |
| December 21 | A | L | 1 | 4 |

LAST FIVE SEASONS

| SEASON | GP | W | L | OT | PTS | GF | GA |
|----------------|----|---|---|----|-----|----|----|
| 2019-20 | 3 | 0 | 3 | 0 | 0 | 3 | 15 |
| 2018-19 | 4 | 2 | 2 | 0 | 4 | 15 | 16 |
| 2017-18 | 4 | 1 | 3 | 0 | 2 | 11 | 14 |
| 2016-17 | 4 | 0 | 3 | 1 | 1 | 10 | 17 |
| 2015-16 | 4 | 3 | 1 | 0 | 6 | 9 | 4 |

THE LAST TIME...

| | RED WINGS | MAPLE LEAFS |
|-------------------|----------------------------------|-----------------------------------|
| Home Win | Feb. 1, 2019 | Dec. 21, 2019 |
| Road Win | Dec. 6, 2018 | Nov. 27, 2019 |
| Overtime Win | Feb. 1, 2019 (Danny DeKeyser) | Dec. 23, 2018 (Kasperii Kapanen) |
| Shutout For | Oct. 9, 2015 (Jimmy Howard) | Nov. 27, 2019 (Frederik Andersen) |
| Hat Trick For | Oct. 9, 2015 (Justin Abdelkader) | March 4, 1994 (Wendel Clark) |
| Penalty Shot Goal | Jan. 3, 1992 (Steve Yzerman) | Jan. 7, 2012 (Phil Kessel) |
| Shorthanded Goal | Dec. 15, 2017 (Trevor Daley) | Nov. 22, 2014 (Tyler Bozak) |

PLAYOFF HISTORY

| | |
|--------------------------|--|
| Last Meeting | 1993: TOR defeated DET 4-3 in Western Conference Quarterfinals |
| All-Time / Series Record | 59-58 all-time / 11-12 series |

2020-21 TEAM DIRECTORY



VANCOUVER CANUCKS

89 W. Georgia St.
Vancouver, B.C. V6B 0N8
canucks.nhl.com

Home Arena Rogers Arena
Capacity 18,910
Office Phone (604) 899-7400
Entered NHL 1970-71 (51st season)
Conference Western
Division Pacific
Regular Season Record 1626-1717-391-155
Seasons in Playoffs 28
Division / Conference Titles 10 / 3
Playoff Record 111-135
Stanley Cup Champions None
2019-20 Record 36-27-6 (78 pts.)
2020 Playoffs Lost to VGK in Second Round
AHL Affiliate Utica Comets
ECHL Affiliate Kalamazoo Wings

Staff Listing

Chairman & Governor Francesco Aquilini
General Manager Jim Benning
Assistant GMs John Weisbrod, Chris Gear
Senior Advisors Stan Smyl, Doug Jarvis
Sr. Dir., Hockey Ops/Analytics Jonathan Wall
Director, Player Development Ryan Johnson
Asst. Director, Player Dev. Chris Higgins
Player Dev./Goalie Consultant Curtis Sanford
Director, Pro Scouting Brett Henning
Chief Amateur Scout Ron Delorme
Head Coach Travis Green
Assistant Coach Nolan Baumgartner
Assistant Coach Newell Brown
Goaltending Coach Ian Clark
Video Coach Darryl Seward
Dir., Strength & Conditioning Roger Takahashi
Head Athletic Therapist Jon Sanderson
Equipment Manager Pat O'Neill
VP, Communications Chris Brumwell
Director, Communications Ben Brown
Manager, Communications Stephanie Maniago
Coordinator, Communications Victoria Ullrich

All-Time vs. VANCOUVER

| SEASON RECORD | GP | W | L | T | OTL | PTS | GF | GA |
|---------------|------------|-----------|-----------|-----------|----------|------------|------------|------------|
| Home | 88 | 53 | 22 | 8 | 5 | 119 | 340 | 250 |
| Road | 88 | 39 | 37 | 10 | 2 | 90 | 271 | 302 |
| TOTALS | 176 | 92 | 59 | 18 | 7 | 209 | 611 | 552 |

2019-20 RESULTS

| DATE | SITE | W/L | DRW | VAN |
|------------|------|-----|-----|-----|
| October 15 | A | L | 1 | 5 |
| October 22 | H | L | 2 | 5 |

LAST FIVE SEASONS

| SEASON | GP | W | L | OT | PTS | GF | GA |
|----------------|----|---|---|----|-----|----|----|
| 2019-20 | 2 | 0 | 2 | 0 | 0 | 3 | 10 |
| 2018-19 | 2 | 1 | 1 | 0 | 2 | 5 | 5 |
| 2017-18 | 2 | 1 | 1 | 0 | 2 | 4 | 6 |
| 2016-17 | 2 | 2 | 0 | 0 | 4 | 6 | 4 |
| 2015-16 | 2 | 1 | 0 | 1 | 3 | 6 | 6 |

THE LAST TIME...

| | RED WINGS | CANUCKS |
|-------------------|------------------------------------|----------------------------------|
| Home Win | Nov. 6, 2018 | Oct. 15, 2019 |
| Road Win | Nov. 6, 2017 | Oct. 22, 2019 |
| Overtime Win | Feb. 28, 2017 (Justin Abdelkader) | Nov. 24, 2008 (Sami Salo) |
| Shutout For | Oct. 13, 2011 (Jimmy Howard) | Dec. 15, 2001 (Dan Cloutier) |
| Hat Trick For | April 27, 2002 (Brett Hull) | Oct. 22, 2019 (Bo Horvat) |
| Penalty Shot Goal | Never | Dec. 1, 1998 (Alexander Mogilny) |
| Shorthanded Goal | March 20, 2010 (Valtteri Filppula) | Dec. 21, 2011 (Alexander Edler) |

PLAYOFF HISTORY

| | |
|--------------------------|--|
| Last Meeting | 2002: DET defeated VAN 4-2 in Western Conference Quarterfinals |
| All-Time / Series Record | 4-2 all-time / 1-0 series |

2020-21 TEAM DIRECTORY



VEGAS GOLDEN KNIGHTS

1550 S. Pavilion Center Drive
Las Vegas, NV 89135
goldenknights.nhl.com

Home Arena.....T-Mobile Arena
Capacity.....17,368
Office Phone.....(702) 790-2663
Entered NHL.....2017-18 (4th season)
Conference.....Western
Division.....Pacific
Regular Season Record.....133-80-22
Seasons in Playoffs.....3
Division / Conference Titles.....2 / 1
Playoff Record.....25-19
Stanley Cup Champions.....None
2019-20 Record.....39-24-8 (86 pts.)
2020 Playoffs.....Lost to DAL in Conf. Final
AHL Affiliate.....Henderson Silver Knights
ECHL Affiliate.....Fort Wayne Komets

Staff Listing

Chairman, CEO & Governor.....Bill Foley
President & COO.....Kerry Bubolz
President of Hockey Ops.....George McPhee
General Manager.....Kelly McCrimmon
Director, Hockey Operations.....Misha Donskov
Director, Player Personnel.....Vaughn Karpan
Asst. Dir., Player Personnel.....Bob Lowes
Director, Amateur Scouting.....Scott Luce
Director, European Scouting.....Vojtech Kucera
Director, Player Development.....Wil Nichol
Head Coach.....Peter DeBoer
Assistant Coaches.....Steve Spott, Ryan Craig,
Ryan McGill
Goaltending Coach.....Mike Rosati
Video Coach.....Tommy Cruz
Goaltending Development Coach.....Mike Rosati
Head Athletic Trainer.....Jay Mellette
Head Equipment Mgr.....Chris Davidson-Adams
Vice President, Communications.....Eric Tosi
Director, Communications.....Sage Sammons
Sr. Manager, Communications.....Alyssa Girardi
Coordinator, Communications.....Garrett Calloway

All-Time vs. VEGAS

| SEASON RECORD | GP | W | L | T | OTL | PTS | GF | GA |
|---------------|----------|----------|----------|----------|----------|----------|-----------|-----------|
| Home | 3 | 1 | 2 | 0 | 0 | 2 | 6 | 10 |
| Road | 2 | 2 | 0 | 0 | 0 | 4 | 9 | 5 |
| TOTALS | 5 | 3 | 2 | 0 | 0 | 6 | 15 | 15 |

2019-20 RESULTS

| DATE | SITE | W/L | DRW | VGK |
|-------------|------|-----|-----|-----|
| November 10 | H | W | 3 | 2 |

LAST FIVE SEASONS

| SEASON | GP | W | L | OT | PTS | GF | GA |
|----------------|--------------|---|---|----|-----|----|----|
| 2019-20 | 1 | 1 | 0 | 0 | 2 | 3 | 2 |
| 2018-19 | 2 | 1 | 1 | 0 | 2 | 6 | 6 |
| 2017-18 | 2 | 1 | 1 | 0 | 2 | 6 | 7 |
| 2016-17 | Did Not Play | | | | | | |
| 2015-16 | Did Not Play | | | | | | |

THE LAST TIME...

| | RED WINGS | GOLDEN KNIGHTS |
|-------------------|---------------------------------|-----------------------------------|
| Home Win | Nov. 10, 2019 | Never |
| Road Win | March 23, 2019 | Feb. 7, 2019 |
| Overtime Win | March 23, 2019 (Anthony Mantha) | Never |
| Shutout For | Never | March 8, 2018 (Marc-Andre Fleury) |
| Hat Trick For | Never | Never |
| Penalty Shot Goal | Never | Never |
| Shorthanded Goal | Never | March 23, 2019 (Reilly Smith) |

PLAYOFF HISTORY

| | |
|--------------------------|-------|
| Last Meeting | Never |
| All-Time / Series Record | N/A |

2020-21 TEAM DIRECTORY



WASHINGTON CAPITALS

627 N. Glebe Rd., Suite 850
Arlington, VA 22203
capitals.nhl.com

Home ArenaCapital One Arena
Capacity18,506
Office Phone (202) 266-2200
Entered NHL 1974-75 (47th season)
Conference Eastern
Division Metropolitan
Regular Season Record 1664-1452-303-158
Seasons in Playoffs30
Division / Conference Titles13 / 2
Playoff Record136-151
Stanley Cup Champions2018
2019-20 Record41-20-8 (90 pts.)
2020 Playoffs Lost to NYI in First Round
AHL Affiliate Hershey Bears
ECHL Affiliate South Carolina Stingrays

Staff Listing

Chairman, Majority Owner & CEOTed Leonsis
Vice Chairman and President Dick Patrick
Senior VP & General ManagerBrian MacLellan
Asst. GMs Ross Mahoney, Don Fishman
Director, Player PersonnelChris Patrick
Director, Player Development Steve Richmond
Head Amateur Scout Steve Bowman
Head Coach Peter Laviolette
Assistant Coaches Kevin McCarthy,
.....Blaine Forsythe, Scott Arniel
Goaltending Coach Scott Murray
Assistant Coach / Video Brett Leonhardt
Strength & Conditioning Coach Mark Nemish
Professional Development Coach Olie Kolzig
Player Development Brooks Orpik, Jim Slater
Head Athletic Trainer Jason Serbus
Head Equipment Manager Brock Myles
VP, Communications Sergey Kocharov
Manager, Media RelationsTommy Chalk
Sr. Mgr., CommunicationsMegan Eichenberg
Asst. Mgr., Media Relations Chase Pyke

All-Time vs. WASHINGTON

| SEASON RECORD | GP | W | L | T | OTL | PTS | GF | GA |
|---------------|------------|-----------|-----------|-----------|----------|------------|------------|------------|
| Home | 61 | 27 | 20 | 11 | 3 | 68 | 191 | 172 |
| Road | 59 | 23 | 29 | 5 | 2 | 53 | 179 | 218 |
| TOTALS | 120 | 50 | 49 | 16 | 5 | 121 | 370 | 390 |

2019-20 RESULTS

| DATE | SITE | W/L | DRW | WSH |
|-------------|------|-----|-----|-----|
| November 30 | H | L | 2 | 5 |

LAST FIVE SEASONS

| SEASON | GP | W | L | OT | PTS | GF | GA |
|----------------|----|---|---|----|-----|----|----|
| 2019-20 | 1 | 0 | 1 | 0 | 0 | 2 | 5 |
| 2018-19 | 3 | 0 | 3 | 0 | 0 | 5 | 12 |
| 2017-18 | 3 | 1 | 1 | 1 | 3 | 8 | 9 |
| 2016-17 | 3 | 1 | 2 | 0 | 2 | 6 | 9 |
| 2015-16 | 3 | 1 | 0 | 2 | 4 | 4 | 5 |

THE LAST TIME...

| | RED WINGS | CAPITALS |
|--------------------------|-------------------------------|-----------------------------------|
| Home Win | Feb. 18, 2017 | Dec. 11, 2018 |
| Road Win | Feb. 11, 2018 | Nov. 30, 2019 |
| Overtime Win | Feb. 11, 2018 (Tomas Tatar) | Nov. 18, 2015 (Evgeny Kuznetsov) |
| Shutout For | Nov. 10, 2015 (Petr Mrazek) | March 22, 2018 (Philipp Grubauer) |
| Hat Trick For | Feb. 2, 2014 (Gustav Nyquist) | Nov. 30, 2019 (Alex Ovechkin) |
| Penalty Shot Goal | Never | Never |
| Shorthanded Goal | Oct. 20, 2017 (Darren Helm) | Oct. 20, 2017 (Jay Beagle) |

PLAYOFF HISTORY

| | |
|---------------------------------|---|
| Last Meeting | 1998: DET defeated WSH 4-0 in Stanley Cup Final |
| All-Time / Series Record | 4-0 all-time / 1-0 series |

2020-21 TEAM DIRECTORY



WINNIPEG JETS

345 Graham Ave.
Winnipeg, Manitoba R3C 5S6
jets.nhl.com

Home Arena Bell MTS Place
Capacity 15,321
Office Phone (204) 987-7825
Entered NHL 1999-00 (22nd season)
Conference Western
Division Central
Regular Season Record 694-706-45-150
Seasons in Playoffs 5
Division / Conference Titles 1 / 0
Playoff Record 12-23
Stanley Cup Champions None
2019-20 Record 37-28-6 (80 pts.)
2020 Playoffs Lost to CGY in Qualifying Round
AHL Affiliate Manitoba Moose
ECHL Affiliate Jacksonville IceMen

Staff Listing

Executive Chairman Mark Chipman
Executive VP & GM Kevin Cheveldayoff
Executive VP & COO John Olfert
Senior VP & Assistant GM Craig Heisinger
VP & Assistant GM Larry Simmons
Director, Player Development Jimmy Roy
Assistant, Player Development Mike Keane
Director, Pro Scouting Peter Ratchuk
Director, Amateur Scouting Mark Hillier
Head European Scout Evgeny Bogdanovich
Head Coach Paul Maurice
Associate Coach Jamie Kompon
Assistant Coach Charlie Huddy
Assistant Coach Wade Flaherty
Video Coach Matt Prefontaine
Head Athletic Therapist Rob Milette
Head Equipment Manager Jason McMaster
VP, Communications Rob Wozny
Sr. Director, Communications Scott Brown
Manager, Communications Greger Buer
Coordinator, Communications Scott Unger

All-Time vs. WINNIPEG

| SEASON RECORD | GP | W | L | T | OTL | PTS | GF | GA |
|---------------|-----------|-----------|-----------|----------|----------|-----------|------------|-----------|
| Home | 15 | 9 | 4 | 0 | 2 | 20 | 53 | 37 |
| Road | 13 | 6 | 7 | 0 | 0 | 12 | 48 | 49 |
| TOTALS | 28 | 15 | 11 | 0 | 2 | 32 | 101 | 86 |

2019-20 RESULTS

| DATE | SITE | W/L | DRW | WPG |
|-------------|------|-----|-----|-----|
| December 10 | A | L | 1 | 5 |
| December 12 | H | W | 5 | 2 |

LAST FIVE SEASONS

| SEASON | GP | W | L | OT | PTS | GF | GA |
|----------------|----|---|---|----|-----|----|----|
| 2019-20 | 2 | 1 | 1 | 0 | 2 | 6 | 7 |
| 2018-19 | 2 | 0 | 2 | 0 | 0 | 3 | 6 |
| 2017-18 | 2 | 1 | 1 | 0 | 2 | 8 | 5 |
| 2016-17 | 2 | 1 | 1 | 0 | 2 | 7 | 8 |
| 2015-16 | 2 | 1 | 1 | 0 | 2 | 4 | 6 |

THE LAST TIME...

| | RED WINGS | JETS |
|-------------------|-----------------------------------|--------------------------------|
| Home Win | Dec. 12, 2019 | Dec. 10, 2019 |
| Road Win | Dec. 6, 2016 | Oct. 26, 2018 |
| Overtime Win | Dec. 31, 2003 (Henrik Zetterberg) | Never |
| Shutout For | April 5, 2001 (Manny Legace) | Nov. 25, 2009 (Ondrej Pavelec) |
| Hat Trick For | Never | Jan. 15, 2008 (Marian Hossa) |
| Penalty Shot Goal | Never | Never |
| Shorthanded Goal | Nov. 4, 2013 (Danny DeKeyser) | Dec. 10, 2019 (Adam Lowry) |

PLAYOFF HISTORY

| | |
|--------------------------|-------|
| Last Meeting | Never |
| All-Time / Series Record | N/A |



PATROLLING THE BLUELINE

In his first full NHL season, Filip Hronek emerged as the team's scoring leader among defensemen in 2019-20 with 31 points in 65 games. Among Red Wings defensemen age 22-or-younger, Hronek is one of just four players to produce 30-or-more points since the 1989-90 season, joining Nicklas Lidstrom, Yves Racine and Steve Chiasson. (Photo: Gregory Shamus /NHLI via Getty Images)

COMPARATIVE RECORDS & RESULTS

2019-20 RECORD BY MONTH (OVERALL/HOME & ROAD)

| MONTH | W | L | OT | PTS |
|--------------|-----------|-----------|----------|-----------|
| October | 4 | 8 | 1 | 9 |
| November | 3 | 11 | 2 | 8 |
| December | 3 | 9 | 0 | 6 |
| January | 2 | 8 | 1 | 5 |
| February | 3 | 11 | 1 | 7 |
| March | 2 | 2 | 0 | 4 |
| April | 0 | 0 | 0 | 0 |
| TOTAL | 17 | 49 | 5 | 39 |

| | HOME | | | | ROAD | | | |
|--------------|-----------|-----------|----------|-----------|----------|-----------|----------|-----------|
| | W | L | OT | PTS | W | L | OT | PTS |
| October | 2 | 4 | 1 | 5 | 2 | 4 | 0 | 4 |
| November | 2 | 5 | 0 | 4 | 1 | 6 | 2 | 4 |
| December | 2 | 5 | 0 | 4 | 1 | 4 | 0 | 2 |
| January | 2 | 2 | 1 | 5 | 0 | 6 | 0 | 0 |
| February | 2 | 5 | 0 | 4 | 1 | 6 | 1 | 3 |
| March | 2 | 2 | 0 | 4 | 0 | 0 | 0 | 0 |
| April | 0 | 0 | 0 | 0 | 0 | 0 | 0 | 0 |
| TOTAL | 12 | 23 | 2 | 26 | 5 | 26 | 3 | 13 |

2019-20 RECORD BY DAY (OVERALL/HOME & ROAD)

| DAY | W | L | OT | PTS |
|--------------|-----------|-----------|----------|-----------|
| Sunday | 4 | 8 | 1 | 9 |
| Monday | 0 | 5 | 0 | 0 |
| Tuesday | 5 | 10 | 0 | 10 |
| Wednesday | 0 | 4 | 0 | 0 |
| Thursday | 3 | 4 | 1 | 7 |
| Friday | 3 | 8 | 1 | 7 |
| Saturday | 2 | 10 | 2 | 6 |
| TOTAL | 17 | 49 | 5 | 39 |

| DAY | HOME | | | | ROAD | | | |
|--------------|-----------|-----------|----------|-----------|----------|-----------|----------|-----------|
| | W | L | OT | PTS | W | L | OT | PTS |
| Sunday | 4 | 5 | 1 | 9 | 0 | 3 | 0 | 0 |
| Monday | 0 | 4 | 0 | 0 | 0 | 1 | 0 | 0 |
| Tuesday | 4 | 6 | 0 | 8 | 1 | 4 | 0 | 2 |
| Wednesday | 0 | 1 | 0 | 0 | 0 | 3 | 0 | 0 |
| Thursday | 1 | 1 | 0 | 2 | 2 | 3 | 1 | 5 |
| Friday | 3 | 1 | 1 | 7 | 0 | 7 | 0 | 0 |
| Saturday | 0 | 5 | 0 | 0 | 2 | 5 | 2 | 6 |
| TOTAL | 12 | 23 | 2 | 26 | 5 | 26 | 3 | 13 |

COMPARATIVE RECORDS & RESULTS

2019-20 RECORD IN BACK-TO-BACK GAMES

The Red Wings played on consecutive days 13 times in 2019-20.

Overall record in back-to-back games: 4-21-1

Record in first game of a back-to-back: 3-9-1

Record in second game of a back-to-back: 1-12-0

2019-20 RECORD BY DIVISION

| DIVISION | W | L | OT | PTS |
|--------------|-----------|-----------|----------|-----------|
| Atlantic | 9 | 13 | 1 | 19 |
| Metropolitan | 0 | 20 | 1 | 1 |
| Central | 4 | 8 | 1 | 9 |
| Pacific | 4 | 8 | 2 | 10 |
| TOTAL | 17 | 49 | 5 | 39 |

2019-20 SHOTS BY PERIOD

| | 1st | 2nd | 3rd | OT | TOTAL | AVG. |
|-----------|-----|-----|-----|----|-------|-------|
| DETROIT | 635 | 631 | 640 | 18 | 1,924 | 27.10 |
| Opponents | 787 | 811 | 711 | 20 | 2,329 | 32.80 |

2019-20 GOALS BY PERIOD

| | 1st | 2nd | 3rd | OT | TOTAL | AVG. |
|-----------|-----|-----|-----|----|-------|------|
| DETROIT | 44 | 46 | 51 | 1 | 142 | 2.00 |
| Opponents | 61 | 103 | 98 | 3 | 265 | 3.73 |

2019-20 HOLDING LEAD, TRAILING, TIED

| | RECORD | PTS |
|----------------------------|---------|-----|
| Scoring First | 11-17-2 | 24 |
| Opponents Scoring First | 6-32-3 | 15 |
| Leading After One Period | 9-9-1 | 19 |
| Trailing After One Period | 3-19-3 | 9 |
| Tied After One Period | 5-21-1 | 11 |
| Leading After Two Periods | 9-4-2 | 20 |
| Trailing After Two Periods | 4-39-2 | 10 |
| Tied After Two Periods | 4-6-1 | 9 |

2019-20 CLOSE DECISIONS

| | RECORD | PTS |
|--------------------------|--------|-----|
| One-Goal Games | 10-8-5 | 25 |
| Two-Goal Games | 6-11 | 12 |
| Three-or-More-Goal Games | 1-30 | 2 |

COMPARATIVE RECORDS & RESULTS

2019-20 GOAL MARGINS

| | RECORD | | RECORD |
|------------------|--------|-------------------|--------|
| Scoring 0 Goals | 0-7-0 | Allowing 0 Goals | 1-0-0 |
| Scoring 1 Goal | 0-22-1 | Allowing 1 Goal | 4-1-0 |
| Scoring 2 Goals | 4-13-1 | Allowing 2 Goals | 5-6-1 |
| Scoring 3 Goals | 4-5-2 | Allowing 3 Goals | 6-3-3 |
| Scoring 4 Goals | 7-2-1 | Allowing 4 Goals | 1-15-0 |
| Scoring 5 Goals | 2-0-0 | Allowing 5 Goals | 0-17-1 |
| Scoring 6 Goals | 0-0-0 | Allowing 6 Goals | 0-4-0 |
| Scoring 7 Goals | 0-0-0 | Allowing 7 Goals | 0-2-0 |
| Scoring 8 Goals | 0-0-0 | Allowing 8 Goals | 0-1-0 |
| Scoring 9 Goals | 0-0-0 | Allowing 9 Goals | 0-0-0 |
| Scoring 10 Goals | 0-0-0 | Allowing 10 Goals | 0-0-0 |

COMPARATIVE RECORDS & RESULTS

2019-20 POWERPLAY GOALS AND PENALTY KILLING VS NHL

ANAHEIM DUCKS

Power Play: 1-for-6 (16.7%) - Dylan Larkin
Penalty Kill: 5-for-5 (100%)

ARIZONA COYOTES

Power Play: 0-for-3 (0.0%)
Penalty Kill: 0-for-0 (N/A)

BOSTON BRUINS

Power Play: 3-for-11 (27.2%) - Andreas Athanasiou, Robby Fabbri (2)
Penalty Kill: 1-for-10 (9.0%) - Patrice Bergeron

BUFFALO SABRES

Power Play: 1-for-13 (7.7%) - Tyler Bertuzzi
Penalty Kill: 11-for-14 (78.6%) - Sam Reinhart, Rasmus Ristolainen, Evan Rodrigues

CALGARY FLAMES

Power Play: 0-for-4 (0.0%)
Penalty Kill: 5-for-7 (71.4%) - Mark Giordano, Elias Lindholm

CAROLINA HURRICANES

Power Play: 1-for-11 (9.1%) - Anthony Mantha
Penalty Kill: 5-for-9 (55.6%) - Sebastian Aho, Nino Niederreiter (2), Justin Williams

CHICAGO BLACKHAWKS

Power Play: 2-for-5 (40.0%) - Robby Fabbri, Filip Zadina
Penalty Kill: 6-for-6 (100%)

COLORADO AVALANCHE

Power Play: 0-for-6 (0.0%)
Penalty Kill: 8-for-9 (88.9%) - Nazem Kadri

COLUMBUS BLUE JACKETS

Power Play: 1-for-8 (12.5%) - Tyler Bertuzzi
Penalty Kill: 7-for-10 (70.0%) - Cam Atkinson, Oliver Bjorkstrand, Kevin Stenlund

DALLAS STARS

Power Play: 1-for-13 (7.7%) - Anthony Mantha
Penalty Kill: 5-for-6 (83.3%) - Radek Faksa

EDMONTON OILERS

Power Play: 1-for-4 (25.0%) - Dylan Larkin
Penalty Kill: 5-for-5 (100%)

FLORIDA PANTHERS

Power Play: 0-for-12 (0.0%)
Penalty Kill: 7-for-11 (63.6%) - Aleksander Barkov (2), Brett Connolly, Evgeni Dadonov

LOS ANGELES KINGS

Power Play: 0-for-4 (0.0%)
Penalty Kill: 6-for-6 (100%)

MINNESOTA WILD

Power Play: 1-for-5 (20.0%) - Filip Zadina
Penalty Kill: 3-for-4 (75.0%) - Matt Dumba

MONTREAL CANADIENS

Power Play: 2-for-13 (15.4%) - Mike Green, Anthony Mantha
Penalty Kill: 9-for-13 (69.2%) - Max Domi, Jeff Petry, Nick Suzuki (2)

NASHVILLE PREDATORS

Power Play: 0-for-5 (0.0%)
Penalty Kill: 3-for-6 (50.0%) - Viktor Arvidsson, Matt Duchene, Filip Forsberg

NEW JERSEY DEVILS

Power Play: 2-for-12 (16.7%) - Andreas Athanasiou, Valterri Filppula
Penalty Kill: 11-for-15 (73.3%) - Jesper Bratt, Kyle Palmieri, Wayne Simmonds

NEW YORK ISLANDERS

Power Play: 2-for-10 (20.0%) - Dylan Larkin, Anthony Mantha
Penalty Kill: 9-for-11 (81.8%) - Jordan Eberle (2)

NEW YORK RANGERS

Power Play: 0-for-4 (0.0%)
Penalty Kill: 4-for-8 (50.0%) - Tony DeAngelo, Ryan Strome, Mika Zibanejad (2)

OTTAWA SENATORS

Power Play: 2-for-14 (14.3%) - Sam Gagner, Dylan Larkin
Penalty Kill: 12-for-14 (85.7%) - Artem Anisimov, Colin White

PHILADELPHIA FLYERS

Power Play: 0-for-5 (0.0%)
Penalty Kill: 4-for-5 (80.0%) - Shayne Gostisbehere

PITTSBURGH PENGUINS

Power Play: 3-for-7 (42.9%) - Robby Fabbri, Dylan Larkin, Filip Zadina
Penalty Kill: 4-for-8 (50.0%) - Sidney Crosby, Kris Letang, John Marino, Bryan Rust

SAN JOSE SHARKS

Power Play: 0-for-5 (0.0%)
Penalty Kill: 5-for-6 (83.3%) - Erik Karlsson

ST. LOUIS BLUES

Power Play: 1-for-3 (33.3%) - Filip Hronek
Penalty Kill: 2-for-4 (50.0%) - Ryan O'Reilly, Brayden Schenn

COMPARATIVE RECORDS & RESULTS

2019-20 POWERPLAY GOALS AND PENALTY KILLING VS NHL

TAMPA BAY LIGHTNING

Power Play: 1-for-5 (20.0%) - Anthony Mantha
Penalty Kill: 5-for-6 (83.3%) - Brayden Point (2)

TORONTO MAPLE LEAFS

Power Play: 1-for-3 (33.3%) - Tyler Bertuzzi
Penalty Kill: 5-for-7 (71.4%) - Andreas Johnsson,
Auston Matthews

VANCOUVER CANUCKS

Power Play: 2-for-10 (20.0%) - Dennis Cholowski,
Anthony Mantha
Penalty Kill: 5-for-10 (50.0%) - Alexander Edler,
Bo Horvat (2), J.T. Miller (2)

VEGAS GOLDEN KNIGHTS

Power Play: 1-for-2 (50.0%) - Andreas Athanasiou
Penalty Kill: 2-for-2 (100%)

WASHINGTON CAPITALS

Power Play: 1-for-4 (25.0%) - Robby Fabbri
Penalty Kill: 2-for-3 (66.7%) - T.J. Oshie

WINNIPEG JETS

Power Play: 2-for-8 (25.0%) - Robby Fabbri, Filip
Zadina
Penalty Kill: 5-for-6 (83.3%) - Mark Scheifele

2019-20 TEAM RECORD BY QUARTER

| OVERALL | W-L-OT | PTS |
|--------------|----------------|-----------|
| Games 1-18 | 5-12-1 | 11 |
| Games 19-36 | 4-12-2 | 10 |
| Games 37-54 | 3-14-1 | 7 |
| Games 55-71 | 5-11-1 | 11 |
| TOTAL | 17-49-5 | 39 |
| HOME | W-L-OT | PTS |
| Games 1-18 | 3-5-1 | 7 |
| Games 19-36 | 2-8-0 | 4 |
| Games 37-54 | 3-5-1 | 7 |
| Games 55-71 | 4-5-0 | 8 |
| TOTAL | 12-23-2 | 26 |
| ROAD | W-L-OT | PTS |
| Games 1-18 | 2-7-0 | 4 |
| Games 19-36 | 2-4-2 | 6 |
| Games 37-54 | 0-9-0 | 0 |
| Games 55-71 | 1-6-1 | 3 |
| TOTAL | 5-26-3 | 13 |

| POWER PLAY | PPG/CHANCES | PP% |
|--------------|--------------------|--------------------------|
| Games 1-18 | 9-for-60 | 15.0% |
| Games 19-36 | 10-for-55 | 18.2% |
| Games 37-54 | 5-for-51 | 9.8% |
| Games 55-71 | 8-for-49 | 16.3% |
| TOTAL | 32-for-215 | 14.9% (29th, NHL) |
| PENALTY KILL | PK/TIMES SH | PK% |
| Games 1-18 | 39-for-58 | 67.2% |
| Games 19-36 | 41-for-51 | 80.4% |
| Games 37-54 | 40-for-55 | 72.7% |
| Games 55-71 | 48-for-62 | 77.4% |
| TOTAL | 168-for-226 | 74.3% (31st, NHL) |

COMPARATIVE RECORDS & RESULTS

2019-20 TEAM RECORD BY QUARTER, CONTINUED

| GOALS FOR | |
|---------------|------------|
| Games 1-18 | 39 |
| Games 19-36 | 40 |
| Games 37-54 | 31 |
| Games 55-71 | 32 |
| TOTAL | 142 |
| GOALS AGAINST | |
| Games 1-18 | 70 |
| Games 19-36 | 70 |
| Games 37-54 | 66 |
| Games 55-71 | 59 |
| TOTAL | 265 |

| SHORTHANDED GOALS FOR | |
|---------------------------|-----------|
| Games 1-18 | 0 |
| Games 19-36 | 2 |
| Games 37-54 | 1 |
| Games 55-71 | 1 |
| TOTAL | 4 |
| SHORTHANDED GOALS AGAINST | |
| Games 1-18 | 3 |
| Games 19-36 | 2 |
| Games 37-54 | 6 |
| Games 55-71 | 2 |
| TOTAL | 13 |

2019-20 THREE-OR-MORE GOAL GAMES

| DETROIT PLAYER (1 TOTAL) | DATE | OPPONENT |
|---------------------------|----------|-----------------|
| Anthony Mantha (4 goals) | 10/6/19 | vs. Dallas |
| OPPOSING PLAYER (3 TOTAL) | DATE | TEAM |
| Bo Horvat | 10/22/19 | vs. Vancouver |
| Alex Ovechkin | 11/30/19 | vs. Washington |
| Jordan Eberle | 2/21/20 | at NY Islanders |

2019-20 TWO-GOAL GAMES

| DETROIT PLAYER (15 TOTAL) | DATE | OPPONENT |
|---------------------------|----------|----------------|
| Tyler Bertuzzi | 10/5/19 | at Nashville |
| Anthony Mantha | 11/1/19 | at Carolina |
| Robby Fabbri | 11/8/19 | vs. Boston |
| Tyler Bertuzzi | 11/14/19 | at Los Angeles |
| Andreas Athanasiou | 11/16/19 | at San Jose |
| Tyler Bertuzzi | 11/21/19 | at Columbus |
| Robby Fabbri | 12/12/19 | vs. Winnipeg |
| Adam Erne | 12/17/19 | vs. Columbus |
| Frans Nielsen | 1/7/20 | vs. Montreal |
| Filip Zadina | 1/22/20 | at Minnesota |
| Dylan Larkin | 2/6/20 | at Buffalo |
| Andreas Athanasiou | 2/9/20 | vs. Boston |
| Darren Helm | 2/11/20 | at Buffalo |
| Andreas Athanasiou | 2/18/20 | vs. Montreal |
| Dylan Larkin | 2/23/20 | vs. Calgary |

COMPARATIVE RECORDS & RESULTS

2019-20 TWO-GOAL GAMES

| OPPOSING PLAYER (27 TOTAL) | DATE | TEAM |
|----------------------------|----------|------------------|
| Roope Hintz | 10/6/19 | vs. Dallas |
| J.T. Miller | 10/15/19 | at Vancouver |
| Anthony Duclair | 10/23/19 | at Ottawa |
| Ryan O'Reilly | 10/27/19 | vs. St. Louis |
| Sebastian Aho | 11/1/19 | at Carolina |
| Jonathan Huberdeau | 11/2/19 | at Florida |
| Matt Duchene | 11/4/19 | vs. Nashville |
| Anthony Duclair | 11/19/19 | vs. Ottawa |
| Blake Coleman | 11/23/19 | at New Jersey |
| William Nylander | 11/27/19 | vs. Toronto |
| Jordan Eberle | 12/2/19 | vs. NY Islanders |
| Kyle Connor | 12/12/19 | vs. Winnipeg |
| Anze Kopitar | 12/15/19 | vs. Los Angeles |
| Zach Hyman | 12/21/19 | at Toronto |
| Auston Matthews | 12/21/19 | at Toronto |
| Clayton Keller | 12/22/19 | vs. Arizona |
| Evan Rodrigues | 1/12/20 | vs. Buffalo |
| Brock Nelson | 1/14/20 | at NY Islanders |
| Nazem Kadri | 1/20/20 | at Colorado |
| Nathan MacKinnon | 1/20/20 | at Colorado |
| Wayne Simmonds | 2/13/20 | at New Jersey |
| Patric Hornqvist | 2/16/20 | at Pittsburgh |
| Andrew Mangiapane | 2/23/20 | vs. Calgary |
| Matt Dumba | 2/27/20 | vs. Minnesota |
| Artem Anisimov | 2/29/20 | at Ottawa |
| Brayden Point | 3/8/20 | vs. Tampa Bay |
| Sebastian Aho | 3/10/20 | vs. Carolina |

2019-20 SHORTHANDED GOALS

| DETROIT PLAYER (4 TOTAL) | DATE | OPPONENT |
|----------------------------|----------|------------------|
| Valtteri Filppula | 11/19/19 | vs. Ottawa |
| Luke Glendening | 11/21/19 | at Columbus |
| Frans Nielsen | 12/28/19 | at Florida |
| Darren Helm | 2/15/20 | at Boston |
| OPPOSING PLAYER (13 TOTAL) | DATE | TEAM |
| Jean-Gabriel Pageau | 10/23/19 | at Ottawa |
| Brock McGinn | 11/1/19 | at Carolina |
| Greg McKegg | 11/6/19 | at NY Rangers |
| Teuvo Teravainen | 11/24/19 | vs. Carolina |
| Adam Lowry | 12/10/19 | at Winnipeg |
| Roope Hintz | 1/3/20 | at Dallas |
| Andrej Sekera | 1/3/20 | at Dallas |
| Artturi Lehkonen | 1/7/20 | vs. Montreal |
| Zemgus Girgensons | 1/12/20 | vs. Buffalo |
| Kevin Hayes | 2/3/20 | vs. Philadelphia |
| Matt Niskanen | 2/3/20 | vs. Philadelphia |
| Patrice Bergeron | 2/15/20 | at Boston |
| Sebastian Aho | 3/10/20 | vs. Carolina |



GLIMPSE INTO THE FUTURE

In his second career NHL stint, former first-round pick Filip Zadina picked up his offensive production with 15 points in 28 games prior to missing the end of the season due to an ankle injury. From the time he was called up from the AHL to suffering that injury, Zadina tied with Robby Fabbri for the team lead with eight goals over that stretch. (Photo: Dave Reginek /NHLI via Getty Images)



MIKE ILITCH (1929-2017)

Mike Ilitch was a once-in-a-generation entrepreneur and champion for Detroit.

He and his wife, Marian, invested their family savings in 1959 to open the first Little Caesars store in Garden City, Michigan, a suburb of Detroit. That single mom-and-pop pizza shop grew into the

largest carryout pizza chain in the world, with restaurants in 23 countries and territories across the globe. The success of the business was built upon the exceptional quality and value of the Little Caesars menu and Mike's marketing savvy and imaginative ideas in production.

The growth of Little Caesars helped Mike and Marian create other leading brands in the food, sports and entertainment industries.

The couple purchased the Detroit Red Wings in 1982. While the team was known as the Dead Wings at the time, Mike and Marian believed they were a sleeping giant and immediately took charge to turn the team around. By 1997, the Red Wings won their first Stanley Cup in 42 years, and they went on to win three more. Four Stanley Cup parades held along Woodward Avenue in Detroit attracted hundreds of thousands of people, many from the suburbs who had not been to downtown Detroit in decades. Detroit became known as Hockeytown and brought a sense of pride to the area's hockey fans and the community as a whole.

Throughout Mike's life, he remained true to his hometown and was a zealous supporter of Detroit, working tirelessly to help it prosper and to bring pride to the city.

In 1988, Mike and Marian purchased the neglected Fox Theatre and carefully restored it to its original 1928 splendor.

One year later, they moved their Little Caesars world headquarters from the suburbs into the newly renovated Fox Office Center adjacent to the restored theatre. This was during a time when many businesses were fleeing the city. Restoration of the theatre and renovation of the office building brought new life to the area. Currently, the headquarters campus is being expanded with an addition of a new nine-story, 234,000 square foot building next door to the Fox Theatre.

Mike displayed further commitment to the city he loved when he purchased the Detroit Tigers in 1992 and built a new state-of-the-art ballpark for the team. Remembering his early years as a Minor League baseball player with the Tigers, he did everything in his power to make the fan experience at Comerica Park a memorable one.

The new ballpark enabled Detroit to successfully host the MLB All-Star Game in 2005 and also helped promote Detroit as a tourist destination when the Detroit Tigers hosted the World Series in 2006. Mike also encouraged the Ford family to bring the Detroit Lions back to Detroit from the suburbs and build a new stadium right next door to the ballpark by relinquishing a portion of land to make way for the new stadium. The new football venue allowed Detroit to host the Super Bowl in 2006.

Today – true to the vision of Mike and Marian for a bustling downtown area – the Ilitch organization is transforming dozens of blocks of

largely underutilized land in Detroit into a special area for everyone in the community to enjoy. The District Detroit includes office, retail and residential spaces, as well as the new Little Caesars Arena, home of the Detroit Red Wings and Detroit Pistons, and world-class entertainment, music and community events.

Mike and Marian believed passionately in giving back to the community. As the parents of children who played hockey, the couple wanted to provide other children the opportunity to play the sport as well. So they established the Little Caesars Amateur Hockey Program in 1968, and it has provided opportunities for tens of thousands of youngsters to play the great game of hockey over the years. Hundreds have gone on to play at colleges, universities and in the National Hockey League.

The couple established the Little Caesars Love Kitchen in 1985. With two trucks on the road to serve those in need, these restaurants on wheels have served more than 3.3 million people.

Inspired by the story of a veteran returning to civilian life, Mike founded the Little Caesars Veterans Program in 2006. He had read a newspaper story about an Army Sergeant who had tragically lost both his legs during combat in Iraq. As a veteran himself, Mike was impressed with the can-do attitude of this veteran. The Little Caesars Veterans Program that followed provides honorably discharged veterans with financial incentives and other support to help them open a Little Caesars franchise.

Additional programs to better the community include Ilitch Charities and its affiliates, the Detroit Red Wings Foundation and the Detroit Tigers Foundation.

Since 2000, grants and giving from Mike and Marian, the Ilitch companies and their charitable affiliates have totaled \$190 million. This includes Mike and Marian's personal gifts of nearly \$50 million to Detroit's Wayne State University – \$8 million to the Department of Surgery and \$40 million to build a new home for the Mike Ilitch School of Business, prominently located on Woodward Avenue.

Mike received numerous business, cultural, and philanthropic awards during his lifetime, including:

- The International Franchise Association Hall of Fame (2016)
- SportsBusiness Journal's "The Champions: Pioneers and Innovators in Sports Business" (2014)
- Michigan Sports Hall of Fame (2004)
- US Hockey Hall of Fame (2004)
- National Hockey League Hall of Fame (2003)
- Ellis Island Medal of Honor (1997)

Locally in Detroit, Mike was honored for his efforts in the community with the Joe Louis Brown Bomber Jacket Award, the Distinguished Martin Luther King, Jr. Community Service Award, the Shining Light Regional Cooperation Award and the Edward H. McNamara Goodfellow of the Year Award. He was also given the key to the city.

Mike Ilitch was a remarkable American success story. In 2012, he wrote, "Develop a love for all people; be humble; work hard. I guarantee you will be successful in life." He did just that and had a life well lived.

DETROIT RED WINGS TEAM HISTORY

The Detroit Red Wings enter their 95th season in the National Hockey League as one of the premier franchises in professional hockey.

As the NHL's most storied American team, the Red Wings have featured some of the greatest players, coaches and executives the game has ever known. Throughout the 1900s, names like Adams, Howe, Abel, Lindsay, Sawchuk, Delvecchio and Hall became very familiar to hockey fans. The list continues today with names like Bowman, Shanahan, Fedorov, Yzerman, Lidstrom, Datsyuk and Zetterberg.

The first 94 seasons saw Detroit win 11 Stanley Cups, which is third behind only the Montreal Canadiens (23) and the Toronto Maple Leafs (13). The Red Wings most recently won Stanley Cup championships in 1997, 1998, 2002 and 2008, posted the NHL's best record in the decade of the '90s and became the benchmark to which all teams throughout the NHL measure their own success.

The 1920s

The roots of the Red Wings go all the way back to the old Western Hockey League, where the Victoria (British Columbia) Cougars were members until their roster was sold to a group from Detroit on Sept. 25, 1926. The Detroit group had been awarded an NHL franchise on May 15, 1926.

The team began to play as the Detroit Cougars in the fall of 1926, while playing its home games in Windsor, Ontario. Despite the fact that the Victoria Cougars had won the Stanley Cup in 1925 and were Cup finalists in 1926, the Detroit Cougars finished with the NHL's worst record at 12-28-4 in 1926-27. Not only did the team struggle on the ice, but it performed poorly on the ledger sheet as well, where the Cougars were more than \$80,000 in debt.

Help came the following season in the form of Jack Adams as the team's coach and general manager. Adams had played in the old Pacific Coast League and in the NHL with the Toronto St. Pats and Ottawa Senators. Adams' tenure as coach and GM would last until the 1962-63 season, when Sid Abel took over.

The team also moved into the brand new Olympia Stadium for the 1927-28 season. A Detroit and professional hockey landmark, the Olympia

would serve as the home for the franchise through the midway point of the 1979-80 season.


With Adams at the helm, the team made the playoffs for the first time in franchise history (1928-29). They were still among the NHL's have-nots, however, and perpetually close to bankruptcy.

The 1930s

Willing to try anything, Adams changed the name to the Detroit Falcons for the 1930-31 season.

After the depression, the team went into receivership, and Adams was forced to use his own money to make payroll. It was so bad financially, that Adams joked if Montreal Canadiens superstar Howie Morenz were available for \$1.98 the Falcons still couldn't afford him. Things weren't much better on the ice, as the team had only made the playoffs twice in its first six seasons.

In 1932, the financial problems ended when grain millionaire and shipping magnate James Norris Sr. purchased the team. Norris, like Adams, was a Canadian turned American. He had once played hockey for the Montreal Amateur Athletic Association's Winged Wheelers.



JAMES NORRIS, SR.

DETROIT RED WINGS TEAM HISTORY

When the two men met, Norris and Adams agreed that the team's new logo would be a winged wheel and the club's nickname changed to the Red Wings.

The franchise already had a few players who would contribute to the team's first two Stanley Cups in 1936 and 1937, such as Ebbie Goodfellow, Larry Aurie, Herbie Lewis, Hec Kilrea and John Sorrell. Norris' money and Adams' ability to wheel and deal added such players as Carl Voss, Syd Howe, Marty Barry, goaltender Normie Smith, Bucko McDonald and others.

The Red Wings had an outstanding season in 1932-33 when Voss won the franchise's first award by winning the Calder Trophy as the NHL's top rookie. Detroit continued its success in the following years, advancing to the semifinals against the New York Rangers in 1933 and losing in the Stanley Cup Final to the Chicago Blackhawks in 1934. Detroit slumped to under .500 and missed the playoffs in 1934-35 but came back to win the first Stanley Cup in franchise history in 1936, defeating the Toronto Maple Leafs three games to one in the finals.

The Red Wings went on to repeat as Cup champions in 1937, winning three games to two over the New York Rangers. However, one of the most memorable moments in Red Wings and NHL history came in Game 1 of the first-round series against the Montreal Maroons at the Montreal Forum on March 24, 1936. In what is still the longest game ever played in NHL history, the Red Wings defeated the Maroons 1-0 on rookie Mud Bruneteau's goal at 16:30 into the sixth overtime period. That contest also began a playoff shutout run of 248 minutes and 32 seconds for Normie Smith.

The 1936 and 1937 teams featured two of the greatest players ever to wear the winged wheel in Ebbie Goodfellow and Syd Howe. Goodfellow played with the Red Wings from the 1929-30 season until 1942-43. He was a forward for the first five seasons and led the team in scoring in 1930-31 and 1931-32. His 1930-31 total of 48 points was good for second overall in the NHL. Since the team had a surplus of forwards, however, Adams asked Goodfellow to move to defense for the 1934-35 season. He made the move and helped the team win the Cup in 1936 and 1937. He was a first team

All-Star on defense in 1936-37 and 1939-40, and a second-team selection in 1935-36. Goodfellow was a player-coach in his final season, in which the Red Wings won their third Stanley Cup.

Syd Howe was also a versatile player as he manned every position but goaltender during his 17-year NHL career, which spanned from 1929-30 to 1945-46. He played with the Red Wings for the last 11 seasons of his career. Howe played with the Ottawa Senators, Philadelphia Quakers, Toronto Maple Leafs and the Senators again before the franchise moved to St. Louis (then known as the Eagles). Howe went with them, but the financially-strapped team sold Howe and defenseman Ralph (Scotty) Bowman – no relation to the Red Wings' former coach – to Detroit for Teddy Graham and \$50,000.

Howe went on to help the Red Wings win their first three Stanley Cups and holds the team record for goals in a game with six on Feb. 3, 1944, against the New York Rangers at Olympia. When Howe retired in 1946, he was the NHL's all-time leading scorer with 528 points. Goodfellow was elected to the Hockey Hall of Fame in 1963 and Howe in 1965.

Sid Abel, a young man from Melville, Saskatchewan, joined the Red Wings for part of the 1938-39 season. Abel played in only 15 games with Detroit that season and 24 the next as he split time between the NHL and the American Hockey League, but he became a regular in 1940-41.

The 1940s

Abel finished fifth in league scoring with 49 points in 1941-42 and became the captain of the Red Wings in 1942-43.

Detroit's blue line also got a boost in 1938-39 when Jack Stewart was introduced to the NHL. His dark features and physical game earned him the nickname 'Black Jack' Stewart, as he terrorized opposing forwards with bone-crushing hits and his great strength.

The Red Wings advanced to the Stanley Cup Finals in 1941 and 1942, losing to the Boston Bruins and the Toronto Maple Leafs, respectively. The Bruins swept the Red Wings in four games as Detroit was thwarted by the spectacular goaltending of Frank Brimsek, who lived up to his nickname

DETROIT RED WINGS TEAM HISTORY



THE PRODUCTION LINE: GORDIE HOWE, SID ABEL & TED LINDSAY

of 'Mr. Zero' by allowing only six goals to Detroit in the series.

The Red Wings won the first three games of the 1942 Stanley Cup Final against the Maple Leafs, but Toronto rallied to win the next four to win the Cup. It was the first and only time a team has come back from a three games to none Cup Final deficit and only one of four times in NHL history that a team has lost a playoff series after winning the first three games (the NY Islanders came back on Pittsburgh in 1975, Philadelphia beat Boston in 2010 and Los Angeles defeated San Jose in 2014).

The Red Wings would get their revenge on the Bruins and Brimsek by winning the third Stanley Cup in team history with a four-game sweep of Boston in 1943. Detroit had also finished first overall with 61 points and a 25-14-11 record in 1942-43, the first season of the 'Original Six' six-team NHL (the league had ranged from four-to-ten teams from its beginning in 1917-18 through 1941-42). That season began what has become known as the NHL's 'Golden Age,' which lasted through the 1966-67 season, after which the league doubled in size to 12 teams.

The 1944 season saw an offensive explosion in the NHL as many of the league's best defensive players were serving in World War II (both Abel and Stewart served in the Royal Canadian Air Force in

1943-44 and 1944-45). The NHL's leading scorer, Boston's Herb Cain, had 36 goals and 82 points, and the Red Wings' Carl Liscombe finished fourth in the scoring race with a team-record 36 goals, 37 assists and 73 points.

Detroit wouldn't capture the Stanley Cup again until 1950, but the late '40s would see the arrival of a group of players who would become not only Red Wing legends, but NHL legends as well.

With the promotions of Ted Lindsay (1944-45), Gordie Howe (1946-47), Red Kelly (1947-48) and Terry Sawchuk (1949-50) to the NHL and the return of both Abel and Stewart from the RCAF, one of the greatest dynasties in NHL history was set into motion.

Adams handed the coaching reins to Tommy Ivan after the 1946-47 season. Detroit finished second overall during the 1947-48 regular season, five points behind the Toronto Maple Leafs, but the team ran off a streak of seven-straight first overall finishes from 1948-49 through 1954-55 and won four Stanley Cups (1950, 1952, 1954 and 1955).

The 1950s

Lindsay, Howe and Abel terrorized the NHL as members of the 'Production Line.' Kelly became the NHL's top offensive defenseman and Stewart provided more physical play on the blue line before being traded after Detroit won the 1950 Stanley Cup. The Red Wings can thank Pete Babando for that triumph, as he tallied the clinching goal eight minutes and thirty-one seconds into the second overtime period of Game 7 to defeat the New York Rangers four games to three.

Detroit proved to be a talented and deep squad in the 1950 playoffs when Gordie Howe suffered a serious head injury in Game 1 of the first-round playoff series against the Toronto Maple Leafs. Howe almost died and would miss the remainder of the playoffs, but he was out of the hospital in time to join his teammates for the on-ice celebration after Babando's goal in Game 7. The first round of the 1950 playoffs had also featured overtime heroics as Leo Reise scored the OT winners in Games 4 and 7.

Veteran goaltender Harry Lumley backstopped Detroit to the 1950 Stanley Cup victory, but Sawchuk was so impressive in a seven-game

DETROIT RED WINGS TEAM HISTORY

call-up from the minors while Lumley was injured that Lumley was traded to the Chicago Blackhawks before the 1950-51 season to make room for Sawchuk.

Other future Red Wing greats arrived during this period. Defenseman Marcel Pronovost was with the team during the 1949-50 season but didn't play. He made his Detroit debut the following season along with Alex Delvecchio.

Sawchuk staged one of the greatest performances in Stanley Cup playoff history when Detroit captured the 1952 Stanley Cup. He allowed only five goals in eight games as the Red Wings swept both the Toronto Maple Leafs and Montreal Canadiens in four games. Even more incredibly, Sawchuk didn't give up a single goal in any of the four games played at Olympia Stadium.

That was also the first appearance of an octopus on Detroit ice at a hockey game. The eight tentacles represented the eight games that a team needed to win at that time to capture the Stanley Cup.

Another significant event came during the first round of the 1956 playoffs. Lindsay and Howe had received death threats if they played in Game 4 in Toronto; however, both played and the Wings won to end the series. After the game, Lindsay playfully chided the Toronto fans when he skated to center ice and held his stick like a machine gun and pretended to shoot the crowd.

The 1953-54 season was Ivan's last as a coach and the Red Wings gave him a grand send-off with their third Cup in five seasons. The team then repeated as Cup champs the following season in Jimmy Skinner's first season behind the Detroit bench. The Red Wings defeated the Montreal Canadiens in the finals both seasons, winning in five games in 1954 thanks to Tony Leswick's OT goal in Game 5 and in seven games in 1955.

After dropping the 1956 finals to the Canadiens in five games, it seemed that the Red Wings' dynasty would go on for the near future but questionable trades by Adams gutted the team of many good and great players.

Stars like Sawchuk, Lindsay, Kelly and young players like Glenn Hall and Johnny Bucyk were traded between 1955 and 1960 with the team



ALEX DELVECCHIO, GORDIE HOWE & FRANK MAHOVLICH

receiving little in exchange. Sawchuk did return to Detroit, but one of the players sent to the Bruins to reacquire him was Bucyk, who went on to become one of the best left wingers in NHL history.

The 1960s

Detroit did not return to the Stanley Cup Final until 1961, losing to the Chicago Blackhawks. The Red Wings went on to advance to the Cup Final in three of four seasons from 1963-66, but lost each time. The team, now coached by Sid Abel, lost to the Toronto Maple Leafs in 1963 (five games) and 1964 (seven games), and to the Montreal Canadiens in 1966 (six games). It would be 29 years before the Wings would return to the Cup Final and 31 years before they would record another victory in a Stanley Cup Final game.

There had been jubilation at the Olympia on Nov. 10, 1963, when Howe broke Maurice 'Rocket' Richard's record for most career NHL goals with his 545th against Richard's former team, the Montreal Canadiens, and goaltender Charlie Hodge.

Detroit reached the playoffs four times from 1966-67 through 1985-86, a period that was highlighted by the veteran line of Howe, Delvecchio and Frank Mahovlich during the 1968-69 and 1969-70 seasons.

DETROIT RED WINGS TEAM HISTORY



#20 - MICKEY REDMOND

The 1970s

Mickey Redmond became the first Red Wing to score 50 goals in a season in 1972-73 (he would do it again in '73-74). Other highlights during the 1970s included Marcel Dionne's 121 points and Danny Grant's 50 goals in 1974-75.

The team moved to Joe Louis Arena in December 1979 and hosted the NHL All-Star Game in January 1980. The contest featured 50-year old Gordie Howe, who was in his last season with the Hartford Whalers after returning to pro hockey in 1973-74 with the World Hockey Association. He had retired from the Red Wings following the 1970-71 season.

The 1980s

The Norris family finally sold the Red Wings in 1982 to Mike and Marian Ilitch, who owned Little Caesars Pizza.

One of their first hires was Jimmy Devellano as the team's general manager. His first move was to select a shy, 18-year old center named Steve Yzerman with the fourth overall pick of the 1983 NHL Draft.

Detroit made the playoffs in both 1983-84 and 1984-85, but lost in the first round each season. The Red Wings collected only 40 points in 1985-86 to finish last overall in the NHL, but the disappoint-

ing campaign would prove as one step backwards before Detroit would take several steps forward in the right direction.

Detroit hired Jacques Demers, coach of the St. Louis Blues, as their new head coach. Not only did the Red Wings make the playoffs in each of Demers' first two seasons, but they also advanced to the Campbell Conference Finals each season, losing to the Edmonton Oilers in five games both times.

Demers named the 21-year-old Yzerman team captain in 1986. The squad featured other young players like Gerard Gallant, Petr Klima, Bob Probert, Shawn Burr, Adam Oates, Joe Kocur and Steve Chiasson as well as veterans like Dave Barr, Lee Norwood, Tim Higgins, Gilbert Delorme and Harold Snepsts. Demers won the Jack Adams Award as the NHL's Coach of the Year in both 1986-87 and 1987-88.

In 1988-89, Yzerman set franchise records for goals, assists and points with 65 goals, 90 assists and 155 points, which continues to be the highest season point total in NHL history for a player not named Gretzky or Lemieux. Yzerman and linemates Gallant and Paul MacLean combined for 319 points, the most by any line in Red Wings history. Despite their stellar play, Detroit lost in the first round of the playoffs.

The 1989-90 season saw the Red Wings miss the playoffs, ending Demers' run as the Wings head coach. He was replaced by former Washington Capitals coach Bryan Murray, who was also named the team's general manager. The disappointing 1989-90 season would be the last time Detroit would miss the playoffs for a quarter-century, as the franchise authored the third-longest consecutive postseason streak in NHL history by making the playoffs for 25-straight seasons from 1990-91 to 2015-16.

The 1990s

Young players like Sergei Fedorov, Nicklas Lidstrom, Vladimir Konstantinov, Slava Kozlov, Keith Primeau, Martin Lapointe, Darren McCarty and Chris Osgood reached the NHL with the Red Wings and veterans such as Dino Ciccarelli, Paul Coffey and Ray Sheppard were acquired via trade.

DETROIT RED WINGS TEAM HISTORY

All but Primeau, Ciccarelli, Coffey and Sheppard contributed to the Red Wings' Stanley Cup victories in 1997 and 1998.

The Red Wings made the playoffs in 1990-91, but were eliminated in the first round of the playoffs by the St. Louis Blues. Over the next three seasons, the Red Wings were one of the most prolific offensive teams in the NHL and one of the best during the regular season. Detroit finished third in goals in 1991-92 and advanced to the second round before being eliminated by Chicago.

The Red Wings led the NHL in scoring the following two seasons, but were eliminated in the first round both years (Toronto and San Jose).

Murray was fired as coach after the 1992-93 season and the legendary Scotty Bowman was hired to replace him behind the bench. After the team was eliminated by the Sharks, Murray was fired as G.M. He was replaced by a combination of Devellano (who had become the team's senior vice-president when Murray was hired in 1990), assistant general manager Ken Holland, and Bowman (who would serve as the player personnel director).

Bowman did what many considered unthinkable as he took the league's most potent offensive team and began to emphasize defense. He and associate coaches Barry Smith and Dave Lewis instituted the 'left-wing lock system' and veteran defensemen Bob Rouse and Mike Ramsey were signed as free agents. The team also traded defenseman Steve Chiasson to the Calgary Flames for veteran goaltender Mike Vernon during the off-season. That gave the team an experienced goaltender to go along with a young Chris Osgood, who had come up during the 1993-94 season and had been forced to play in the playoffs.

Fedorov came of age during the 1993-94 season as he finished second in the league in scoring with 120 points (56 goals and 64 assists) and won both the Hart Trophy as the NHL MVP and the Frank J. Selke Trophy as the league's best defensive forward. Sheppard also scored 50 goals (52-41-93) to give the Red Wings the first 50-goal pair in franchise history.

The Red Wings were ready to build off that success, but the 1994-95 regular season didn't begin



#29 - MIKE VERNON

until January due to a lockout. When the season did begin, the Red Wings were the best: Coffey won the Norris Trophy as the NHL's top defenseman during the regular season, the Wings clinched the Presidents' Trophy and later advanced to the Stanley Cup Final for the first time since 1966. The Wings, however, were not able to reach their ultimate goal when they were swept by the New Jersey Devils in the Cup Final.

The following regular season was even better as the team won 62 games to break the NHL record for most wins in one season. Not only were the Red Wings a success on the ice, they were a huge story off of it.

Yzerman discovered how Red Wings fans felt about him once and for all. With rumors of a trade swirling, he received a tremendous, deafening ovation when he was introduced at the 1995-96 home opener at Joe Louis Arena. Fans shouted 'Stevie!' 'Stevie!' 'Stevie!' That moment made it clear Yzerman would remain a Red Wing for life.

Early in the season, Detroit sent Sheppard to the San Jose Sharks for veteran Igor Larionov. He teamed up with Fedorov, Kozlov, Konstantinov and

DETROIT RED WINGS TEAM HISTORY

veteran defenseman Slava Fetisov, who had been acquired from New Jersey at the trade deadline the previous season, to form the first all-Russian five-man unit in NHL history. The 'Russian Five' dazzled opponents with their skill and skating ability, becoming the Red Wings' personality.

Individually, Coffey became the first defenseman to collect 1,000 assists, Yzerman scored the 500th goal of his career during the 1995-96 season and Bowman broke the record for the most NHL games coached.

The Red Wings had much to celebrate at the 1996 NHL Awards Show as Bowman won the Jack Adams Award, Osgood and Vernon shared the Jennings Trophy (team with the fewest goals against) and Fedorov repeated as the Selke Trophy winner.

But once again it was playoff disappointment for Detroit, as they were eliminated in the Western Conference Final by the Colorado Avalanche, who would go on to win the 1996 Stanley Cup. That series began the fierce rivalry between the Red Wings and the Avalanche. The most significant incident came in Game 6 when Claude Lemieux drilled the Red Wings' Kris Draper into the boards from behind, resulting in serious facial injuries.

Ciccarelli was traded during the off-season but the Wings weren't done trading, sending Primeau, Coffey and a first-round pick in the 1997 draft to the Hartford Whalers for left wing Brendan Shanahan and minor league defenseman Brian Glynn.

Shanahan was one of the final pieces in Detroit's Stanley Cup puzzle and went on to score 46 goals that season. Veteran defenseman Larry Murphy was acquired at the trade deadline and Joe Kocur, who had been traded to the Rangers in 1991, returned to Detroit as a free agent in December 1996.

The most memorable moment of the regular season came on March 26, 1997, when Darren McCarty exacted revenge on Claude Lemieux for the hit on Draper. It came during an on-ice brawl which featured Colorado goaltender Patrick Roy and Wings goaltender Mike Vernon in a slugfest at center ice. The frenzy helped rally the Wings from a two-goal deficit to a 6-5 overtime victory as McCarty got the game-winner. When Detroit went on to win the Stanley Cup, each player pointed to



VLADIMIR KONSTANTINOV & 1998 STANLEY CUP® CHAMPIONS

that game as the moment they became a team.

In the playoffs, Detroit defeated the Blues in six games, swept the Mighty Ducks of Anaheim in four games (three of which went to overtime), took the Avalanche in six games in the Western Conference Final and swept the Philadelphia Flyers in the 1997 Stanley Cup Final.

Finally, the Red Wings and their fans had won their first Stanley Cup in 42 years. Steve Yzerman's smile as he accepted the Stanley Cup and skated around the Joe Louis Arena ice personified all the emotions the crowd and team were feeling – joy, relief, exuberance and satisfaction. Vernon was voted the Conn Smythe Trophy winner as the playoff MVP.

Tragedy would strike just six days later when Vladimir Konstantinov and team masseur Sergei Mnatsakanov were critically injured in a one-vehicle limousine accident. Fetisov was also in the limousine, but his injuries weren't nearly as serious and he returned to play the following season. For Konstantinov and Mnatsakanov, it was the end of their careers.

Vernon, who wanted a three-year contract, was dealt to the San Jose Sharks. Ken Holland also

DETROIT RED WINGS TEAM HISTORY

became the team's general manager that summer.

Despite the loss of one of the NHL's best defensemen in Konstantinov, the Red Wings played like champions throughout the regular season. The fact the team was never able to truly celebrate its Stanley Cup victory and the constant thoughts of their stricken teammates propelled a driven Red Wings team into the playoffs.

After defeating the Phoenix Coyotes, St. Louis Blues and Dallas Stars in the first three rounds, Detroit swept the Washington Capitals in the Stanley Cup Final with Yzerman winning the Conn Smythe Trophy. After accepting the 1998 Stanley Cup for a consecutive year, the Captain placed it on the lap of Konstantinov. The entire team surrounded Konstantinov, creating an emotional scene that touched fans throughout the sports world. Media from all over the NHL wrote that never had one team deserved to repeat as much as this Red Wings squad.

Their Colorado rival may have eliminated the Red Wings in the second round of the playoffs over the next two seasons, but there was plenty of individual achievement and player movement. In 1998-99, Larry Murphy passed Tim Horton to become the all-time games played leader among defensemen in NHL history.

A surprise came at the trade deadline when longtime Red Wings' nemesis Chris Chelios was acquired from the Chicago Blackhawks. Another surprise acquisition was made when former Dallas Stars forward Pat Verbeek was signed as a free agent. That set up a season of milestones for the Red Wings in 1999-00. Yzerman scored goal No. 600, Verbeek tallied No. 500, Shanahan collected No. 400 and Fedorov earned No. 300. Yzerman also recorded his 1,500th point and 900th assist, while Verbeek registered his 1,000th point.

By the end of the season, only Gordie Howe had played more NHL games than Murphy. The postseason honors continued as Yzerman won the Selke Trophy and was among three Red Wings, along with Shanahan and Lidstrom, to be selected as First Team All-Stars.

The 2000s

The Red Wings finished with the league's sec-



#19 - STEVE YZERMAN 2002 STANLEY CUP® CHAMPION

ond-best record in 2000-01, but were eliminated by Los Angeles during the first round of the 2001 playoffs. After finishing second in Norris Trophy voting for three straight years, Nicklas Lidstrom finally won his first Norris Trophy as the NHL's best defenseman.

Significant moves were made during the summer of 2001. Future Hall of Fame players Dominik Hasek, Brett Hull and Luc Robitaille were added to Detroit's already potent roster. The moves resulted in a league-best 116 points, culminating with the 10th Stanley Cup in franchise history after the Red Wings defeated the Carolina Hurricanes in five games during the 2002 Stanley Cup Final.

Lidstrom, who would go on to win his second-straight Norris Trophy a week after winning the Cup, became the first European-born player to win the Conn Smythe as the playoff MVP. With an NHL-record ninth Stanley Cup as a head coach, Bowman stepped down, retiring after nine seasons behind the Red Wings' bench. The team would eventually be known as the "Hall of Fame Team," as nine members would go on to be inducted in the Hockey Hall of Fame (Chelios, Fedorov, Hasek, Hull, Larionov, Lidstrom, Robitaille, Shanahan and Yzerman).

Several Red Wings reached major milestones throughout the 2002-03 season, including Hull

DETROIT RED WINGS TEAM HISTORY



2002 STANLEY CUP® CHAMPION DETROIT RED WINGS

becoming just the sixth player in NHL history to reach 700 goals. He finished the season with 716 goals, making him fifth best all-time.

The Red Wings took home some hardware at the 2003 NHL Awards when Lidstrom won his third-consecutive Norris Trophy, and Steve Yzerman was awarded the Masterton Trophy for perseverance. He returned to the Detroit lineup late in the regular season following serious offseason knee surgery. Brendan Shanahan was also named the King Clancy Memorial Award winner for his humanitarian efforts, and Darren McCarty was given the NHL Foundation Player Award for his contributions in the community.

The Red Wings brought in Mike Babcock in 2005-06 to take over as head coach for the departed Dave Lewis, who had taken the reigns following Bowman's retirement in 2002. In the first year under Babcock's direction, the Red Wings would win 58 games during the regular season, the second most in franchise history, and capture the Presidents' Trophy as the NHL's regular season champions. Detroit also set an NHL record with 31 road wins. Babcock would go on to become the winningest coach in Red Wings history.

A strong regular season would not translate into postseason success however, as the Red Wings lost

in six games to the eighth-seeded Edmonton Oilers in the first round of the playoffs. Lidstrom won his fourth career Norris Trophy and began a stretch of three-straight seasons of winning the award, while center Pavel Datsyuk took home the first of his four-consecutive Lady Byng Trophies, one-of-two players in league history to accomplish that feat.

The 2006-07 season saw the Red Wings once again reach the 50-win plateau and top the Western Conference with a 50-19-13 record. The Red Wings tied Buffalo atop the NHL standings with 113 points; however, the Sabres won the Presidents' Trophy on a tiebreaker. Detroit's postseason fortunes took a turn as the Red Wings knocked off both Calgary and San Jose in six games each, though the eventual Stanley Cup-champion Anaheim Ducks halted the run in the Western Conference Final.

Stanley returned to Hockeytown in 2008 after a strong regular season campaign. The Red Wings topped 50-wins for a third-consecutive season (54-21-7) and captured the Presidents' Trophy for the sixth time in franchise history. Detroit disposed of the Nashville Predators in round one (six games), swept the Colorado Avalanche in round two, defeated the Dallas Stars in the Western Conference Final (six games) and knocked off the

DETROIT RED WINGS TEAM HISTORY

Pittsburgh Penguins in six games in the Stanley Cup Final to win the 11th Cup in franchise history.

Lidstrom became the first European-born captain to win the Stanley Cup. Henrik Zetterberg was named playoff MVP, joining Lidstrom as the only European players to win the award. The post-season honors continued with Lidstrom winning his third-straight Norris, Datsyuk capturing both the first of three-straight Selke Trophies and his third-straight Lady Byng Trophy, and Chris Osgood and Hasek were awarded the Jennings trophy for fewest goals allowed during the regular season (184).

In an effort to bolster their chances of becoming the first team to repeat as Stanley Cup champions since doing so in 1997 and 1998, the Red Wings inked star forward Marian Hossa to a one-year deal during the offseason, paving the way to a return trip to the Stanley Cup Final. The Red Wings set numerous records in 2008-09, becoming the first team in NHL history to reach the 100-point plateau in nine-straight seasons and winning 50 games for the fourth-straight year, marking the third time in league history a team has done that.

Detroit swept Columbus in the first round of the postseason but needed seven games to advance past Anaheim in the second round. The Red Wings dispatched Chicago in five games during the Western Conference Final to face-off against the Penguins for a Stanley Cup Final rematch. Detroit came up one game short, however, suffering a disappointing 2-1 home loss in Game 7.

The Red Wings authored a 10th-consecutive 100-point season in 2009-10, putting up 102 points over an injury-plagued campaign, needing a late season push to climb to the fifth-seed in the Western Conference playoffs. Thoughts of a third-straight run to the Stanley Cup Final were ended with a five-game second-round loss to San Jose after a seven-game series win over Phoenix in the first round. Datsyuk captured his third-straight Selke, while goaltender Jimmy Howard broke onto the scene with a Calder Trophy nomination.

The 2010s

The early part of the 2010s saw more of the same for the Red Wings, who were annually a popular pre-season pick to make a run at a 12th Stanley Cup championship due to a core lineup



#5 - NICKLAS LIDSTROM 2008 STANLEY CUP® CHAMPION

group that included the prime years of Henrik Zetterberg and Pavel Datsyuk, the ever-consistent play of then-captain Nicklas Lidstrom, and a promising younger nucleus which included the likes of Niklas Kronwall, Valtteri Filppula and Jimmy Howard. Despite extending their NHL record-streak of consecutive 100-point regular seasons to 12-straight by the 2011-12 season, salary cap constraints and years of more frequently being a buyer than a seller in the trade market, eventually slowed the Red Wings' impressive run. Ultimately, the team ended the league's third-longest streak of consecutive playoff appearances at 25 following the 2015-16 season, becoming the last team to miss the playoffs in the salary cap era (since 2005-06).

In 2010-11, Detroit claimed its ninth Central Division title in the last 10 years, and Lidstrom tied Doug Harvey for the second-most Norris Trophy wins all-time with his seventh. Chris Osgood also made history by becoming the 10th goaltender in league history to win 400 career games, doing so in spectacular fashion with a career-high 46 saves in an overtime win over Colorado. The following season, the Red Wings made more history by logging 23-straight regular-season home wins, undefeated at Joe Louis Arena from Nov. 5-Feb. 19. Lidstrom announced his retirement following the season, ending a first-ballot Hall of Fame career with four Stanley Cups, seven Norris Trophies, 1,564 total

DETROIT RED WINGS TEAM HISTORY

games played and the distinction of never missing the playoffs during his illustrious 20-year career.

Zetterberg was named the 36th captain franchise history prior to the 2012-13 season and would guide the Red Wings to playoff berths in each of his first four seasons as captain. The Red Wings also shifted back to the Eastern Conference for the 2013-14 campaign, after NHL realignment saw them placed in the Atlantic Division. That season, the Red Wings set a franchise record for man games lost due to injury or illness (421), and Mike Babcock became the winningest coach in franchise history (passing Scotty Bowman and Jack Adams) in his final season behind the bench.

Jeff Blashill succeeded Babcock as head coach after leading the American Hockey League's Grand Rapids Griffins to a 2013 Calder Cup championship, setting the stage for a number of AHL-to-NHL graduations of the team's top prospects over the next several seasons, including Gustav Nyquist, Tomas Tatar and Danny DeKeyser. Detroit qualified for the playoffs in Blashill's first season as head coach but suffered a second-consecutive first-round playoff loss to the Tampa Bay Lightning, who were guided by former Red Wings captain Steve Yzerman as general manager.

The next several seasons saw the Red Wings become a team in transition, as their two-and-a-half decades of annual postseason contention resulted in years of both a low draft position and a number of early-round draft picks traded for veteran players, combined with an aging core, and Detroit's incredible consecutive postseason streak finally came to an end in 2016-17. That season marked a transition on many fronts, as it was the Red Wings' final season playing at Joe Louis Arena. The riverfront venue hosted its final NHL game on April 9, 2017, with Zetterberg notching a goal and an assist in what was also his 1,000th NHL game.

The Red Wings moved to a new stadium in the heart of downtown Detroit in 2017-18 – the state-of-the-art, award-winning Little Caesars Arena – which, combined with the NBA's Detroit Pistons move from the Palace of Auburn Hills to Little Caesars Arena, gives the city of Detroit the unique distinction of having the closest proximity of its four major professional sports teams (along with the MLB's Detroit Tigers and NFL's Detroit Lions).



JANUARY 15, 2013 - HENRIK ZETTERBERG NAMED 36TH CAPTAIN

The team did not qualify for the playoffs in either 2017-18 or 2018-19, but saw veteran players like Henrik Zetterberg and Niklas Kronwall lead by example in an effort to pass on the Red Wings' winning culture to a new generation, before ending their careers in 2018 and 2019, respectively.

On April 19, 2019, the Red Wings introduced Steve Yzerman as the team's executive vice president and general manager, welcoming him back to the organization he spent 27 years with as a player and in the front office after he built the Lightning into one of the NHL's model franchises for becoming a Stanley Cup contender through drafting and development over his eight seasons as general manager. Yzerman inherits a lineup with many young players set to push for roster spots over the next several seasons, as outgoing general manager Ken Holland amassed a plethora of draft picks and prospects over his final years in the role. Yzerman's first season at the helm proved to be memorable in several aspects, perhaps most notably as the Red Wings played just 71 games as the NHL season was paused in March due to the COVID-19 pandemic and later restarted with Detroit as one of the seven teams that did not qualify for the expanded postseason.

DETROIT RED WINGS TEAM HISTORY

The 2020s

As the Red Wings are set to hit the ice again in 2020-21 for a scheduled 56-game slate to start in January 2021, the team has missed the playoffs in each of the last four years, but have seen the core of the roster get younger with the likes of Dylan Larkin, Anthony Mantha, Tyler Bertuzzi and Filip Hronek earning larger roles on the team, and more talented prospects expected to arrive in the coming seasons. Over the last four NHL Entry Drafts, the Red Wings have selected a league-high 43 players, including 14 who were first- or second-round draft picks, including top-10 picks Michael Rasmussen, Filip Zadina, Moritz Seider and Lucas Raymond. With a combined philosophy of investing more resources into player development and bolstering the current roster with short-term free-agent contracts and trades, the Red Wings are in the midst of adding to that young core in an effort to lead the team back to Stanley Cup contention in the years to come.





FIL HITS 1,000

Back in 2019-20 for his second stint with the Red Wings after winning a Stanley Cup in Detroit in 2008, Valtteri Filppula celebrated an historic milestone in the city where he started his NHL career, skating in his 1,000th NHL game on Feb. 1 vs. NY Rangers. Filppula became the 345th player in NHL history to reach that mark, and just the eighth Finnish player to do so. (Photo: Dave Reginek/NHLI via Getty Images)

ALL-TIME SEASON RECORDS

| SEASON | GP | W | L | T | PTS | GF | GA | DIVISION | COACH |
|---------|----|----|----|----|-----|-----|-----|----------|----------------------------|
| 1926-27 | 44 | 12 | 28 | 4 | 28 | 76 | 105 | 5th@ | Art Duncan/Duke Keats* |
| 1927-28 | 44 | 19 | 19 | 6 | 44 | 88 | 79 | 4th@ | Jack Adams |
| 1928-29 | 44 | 19 | 16 | 9 | 47 | 72 | 63 | 3rd | Adams |
| 1929-30 | 44 | 14 | 24 | 6 | 34 | 117 | 133 | 4th@ | Adams |
| 1930-31 | 44 | 16 | 21 | 7 | 39 | 102 | 105 | 4th@ | Adams |
| 1931-32 | 48 | 18 | 20 | 10 | 46 | 95 | 108 | 3rd | Adams |
| 1932-33 | 48 | 25 | 15 | 8 | 58 | 111 | 93 | 2nd | Adams |
| 1933-34 | 48 | 24 | 14 | 10 | 58 | 113 | 98 | 1st | Adams |
| 1934-35 | 48 | 19 | 22 | 7 | 45 | 127 | 114 | 4th@ | Adams |
| 1935-36 | 48 | 24 | 16 | 8 | 56 | 124 | 103 | 1st-SC | Adams |
| 1936-37 | 48 | 25 | 14 | 9 | 59 | 128 | 102 | 1st-SC | Adams |
| 1937-38 | 48 | 12 | 25 | 11 | 35 | 99 | 133 | 4th@ | Adams |
| 1938-39 | 48 | 18 | 24 | 6 | 42 | 107 | 128 | 5th | Adams |
| 1939-40 | 48 | 16 | 26 | 6 | 38 | 90 | 126 | 5th | Adams |
| 1940-41 | 48 | 21 | 16 | 11 | 53 | 112 | 102 | 3rd | Adams |
| 1941-42 | 48 | 19 | 25 | 4 | 42 | 140 | 147 | 5th | Adams |
| 1942-43 | 50 | 25 | 14 | 11 | 61 | 169 | 124 | 1st-SC | Adams |
| 1943-44 | 50 | 26 | 18 | 6 | 58 | 214 | 177 | 2nd | Adams |
| 1944-45 | 50 | 31 | 14 | 5 | 67 | 218 | 161 | 2nd | Adams |
| 1945-46 | 50 | 20 | 20 | 10 | 50 | 146 | 159 | 4th | Adams |
| 1946-47 | 60 | 22 | 27 | 11 | 55 | 190 | 193 | 4th | Adams |
| 1947-48 | 60 | 30 | 18 | 12 | 72 | 187 | 148 | 2nd | Tommy Ivan |
| 1948-49 | 60 | 34 | 19 | 7 | 75 | 195 | 145 | 1st | Ivan |
| 1949-50 | 70 | 37 | 19 | 14 | 88 | 229 | 164 | 1st-SC | Ivan |
| 1950-51 | 70 | 44 | 13 | 13 | 101 | 236 | 139 | 1st | Ivan |
| 1951-52 | 70 | 44 | 14 | 12 | 100 | 215 | 133 | 1st-SC | Ivan |
| 1952-53 | 70 | 36 | 16 | 18 | 90 | 222 | 133 | 1st | Ivan |
| 1953-54 | 70 | 37 | 19 | 14 | 88 | 191 | 132 | 1st-SC | Ivan |
| 1954-55 | 70 | 42 | 17 | 11 | 95 | 204 | 134 | 1st-SC | Jimmy Skinner |
| 1955-56 | 70 | 30 | 24 | 16 | 76 | 183 | 148 | 2nd | Skinner |
| 1956-57 | 70 | 38 | 20 | 12 | 88 | 198 | 157 | 1st | Skinner |
| 1957-58 | 70 | 29 | 29 | 12 | 70 | 176 | 207 | 3rd | Skinner/Sid Abel |
| 1958-59 | 70 | 25 | 37 | 8 | 58 | 167 | 218 | 6th@ | Abel |
| 1959-60 | 70 | 26 | 29 | 15 | 67 | 186 | 197 | 4th | Abel |
| 1960-61 | 70 | 25 | 29 | 16 | 66 | 195 | 215 | 4th | Abel |
| 1961-62 | 70 | 23 | 33 | 14 | 60 | 184 | 219 | 5th@ | Abel |
| 1962-63 | 70 | 32 | 25 | 13 | 77 | 200 | 194 | 4th | Abel |
| 1963-64 | 70 | 30 | 29 | 11 | 71 | 191 | 204 | 4th | Abel |
| 1964-65 | 70 | 40 | 23 | 7 | 87 | 224 | 175 | 1st | Abel |
| 1965-66 | 70 | 31 | 27 | 12 | 74 | 221 | 194 | 4th | Abel |
| 1966-67 | 70 | 27 | 39 | 4 | 58 | 212 | 241 | 5th@ | Abel |
| 1967-68 | 74 | 27 | 35 | 12 | 66 | 245 | 257 | 6th@ | Abel |
| 1968-69 | 76 | 33 | 31 | 12 | 78 | 239 | 221 | 5th@ | Bill Gadsby |
| 1969-70 | 76 | 40 | 21 | 15 | 95 | 246 | 199 | 3rd | Gadsby/Abel |
| 1970-71 | 78 | 22 | 45 | 11 | 55 | 209 | 308 | 7th@ | Ned Harkness/Doug Barkley |
| 1971-72 | 78 | 33 | 35 | 10 | 76 | 261 | 262 | 5th@ | Barkley/Johnny Wilson |
| 1972-73 | 78 | 37 | 29 | 12 | 86 | 265 | 243 | 5th@ | Wilson |
| 1973-74 | 78 | 29 | 39 | 10 | 68 | 255 | 319 | 6th@ | Ted Garvin/Alex Delvecchio |

ALL-TIME SEASON RECORDS

| SEASON | GP | W | L | T | OTL | PTS | GF | GA | DIVISION | COACH |
|---|--------------|--------------|--------------|------------|------------|--------------|---------------|---------------|----------|-------------------------|
| 1974-75 | 80 | 23 | 45 | 12 | --- | 58 | 259 | 335 | 4th@ | Delvecchio |
| 1975-76 | 80 | 26 | 44 | 10 | --- | 62 | 226 | 300 | 4th@ | Barkley/Delvecchio/Dea* |
| 1976-77 | 80 | 16 | 55 | 9 | --- | 41 | 183 | 309 | 5th@ | Billy Dea*/Larry Wilson |
| 1977-78 | 80 | 32 | 34 | 14 | --- | 78 | 252 | 266 | 2nd | Bobby Kromm |
| 1978-79 | 80 | 23 | 41 | 16 | --- | 62 | 252 | 295 | 5th@ | Kromm |
| 1979-80 | 80 | 26 | 43 | 11 | --- | 63 | 268 | 306 | 5th@ | Kromm/Ted Lindsay |
| 1980-81 | 80 | 19 | 43 | 18 | --- | 56 | 252 | 339 | 5th@ | Lindsay/Wayne Maxner |
| 1981-82 | 80 | 21 | 47 | 12 | --- | 54 | 270 | 351 | 6th@ | Maxner/Dea |
| 1982-83 | 80 | 21 | 44 | 15 | --- | 57 | 263 | 344 | 5th@ | Nick Polano |
| 1983-84 | 80 | 31 | 42 | 7 | --- | 69 | 298 | 323 | 3rd | Polano |
| 1984-85 | 80 | 27 | 41 | 12 | --- | 66 | 313 | 357 | 3rd | Polano |
| 1985-86 | 80 | 17 | 57 | 6 | --- | 40 | 266 | 415 | 5th@ | Harry Neale/Brad Park |
| 1986-87 | 80 | 34 | 36 | 10 | --- | 78 | 260 | 274 | 2nd | Jacques Demers |
| 1987-88 | 80 | 41 | 28 | 11 | --- | 93 | 322 | 269 | 1st | Demers |
| 1988-89 | 80 | 34 | 34 | 12 | --- | 80 | 313 | 316 | 1st | Demers |
| 1989-90 | 80 | 28 | 38 | 14 | --- | 70 | 288 | 323 | 5th@ | Demers |
| 1990-91 | 80 | 34 | 38 | 8 | --- | 76 | 273 | 298 | 3rd | Bryan Murray |
| 1991-92 | 80 | 43 | 25 | 12 | --- | 98 | 320 | 256 | 1st | Murray |
| 1992-93 | 84 | 47 | 28 | 9 | --- | 103 | 369 | 280 | 2nd | Murray |
| 1993-94 | 84 | 46 | 30 | 8 | --- | 100 | 356 | 275 | 1st | Scotty Bowman |
| 1995 | 48 | 33 | 11 | 4 | --- | 70 | 180 | 117 | 1st | Bowman |
| 1995-96 | 82 | 62 | 13 | 7 | --- | 131 | 325 | 181 | 1st | Bowman |
| 1996-97 | 82 | 38 | 26 | 18 | --- | 94 | 253 | 197 | 2nd-SC | Bowman |
| 1997-98 | 82 | 44 | 23 | 15 | --- | 103 | 250 | 196 | 2nd-SC | Bowman |
| 1998-99 | 82 | 43 | 32 | 7 | --- | 93 | 245 | 202 | 1st | Bowman+ |
| 1999-00 | 82 | 48 | #22 | 10 | 2 | 108 | 278 | 210 | 2nd | Bowman |
| 2000-01 | 82 | 49 | \$20 | 9 | 4 | 111 | 253 | 202 | 1st | Bowman |
| 2001-02 | 82 | 51 | 17 | 10 | 4 | 116 | 251 | 187 | 1st-SC | Bowman |
| 2002-03 | 82 | 48 | 20 | 10 | 4 | 110 | 269 | 203 | 1st | Dave Lewis |
| 2003-04 | 82 | 48 | 21 | 11 | 2 | 109 | 255 | 189 | 1st | Lewis |
| 2004-05 | --- | --- | --- | --- | --- | --- | --- | --- | --- | |
| 2005-06 | 82 | 58 | 16 | --- | 8 | 124 | 305 | 209 | 1st | Mike Babcock |
| 2006-07 | 82 | 50 | 19 | --- | 13 | 113 | 254 | 199 | 1st | Babcock |
| 2007-08 | 82 | 54 | 21 | --- | 7 | 115 | 257 | 184 | 1st-SC | Babcock |
| 2008-09 | 82 | 51 | 21 | --- | 10 | 112 | 295 | 244 | 1st | Babcock |
| 2009-10 | 82 | 44 | 24 | --- | 14 | 102 | 229 | 216 | 2nd | Babcock |
| 2010-11 | 82 | 47 | 25 | --- | 10 | 104 | 261 | 241 | 1st | Babcock |
| 2011-12 | 82 | 48 | 28 | --- | 6 | 102 | 248 | 203 | 3rd | Babcock |
| 2012-13 | 48 | 24 | 16 | --- | 8 | 56 | 121 | 115 | 3rd | Babcock |
| 2013-14 | 82 | 39 | 28 | --- | 15 | 93 | 222 | 230 | 4th | Babcock |
| 2014-15 | 82 | 43 | 25 | --- | 14 | 100 | 235 | 221 | 3rd | Babcock |
| 2015-16 | 82 | 41 | 30 | --- | 11 | 93 | 211 | 224 | 3rd | Jeff Blashill |
| 2016-17 | 82 | 33 | 36 | --- | 13 | 79 | 207 | 244 | 7th@ | Blashill |
| 2017-18 | 82 | 30 | 39 | --- | 13 | 73 | 217 | 255 | 5th@ | Blashill |
| 2018-19 | 82 | 32 | 40 | --- | 10 | 74 | 227 | 277 | 7th@ | Blashill |
| 2019-20 | 71 | 17 | 49 | --- | 5 | 39 | 145 | 267 | 8th@ | Blashill |
| TOTALS | 6,505 | 2,970 | 2,547 | 815 | 173 | 6,928 | 19,973 | 19,303 | | |
| @-Out of playoffs SC-Won Stanley Cup *-Interim coach | | | | | | | | | | |
| # - A loss in overtime was counted as a regulation tie and a loss but given a point. (2 RT) | | | | | | | | | | |
| \$ - A loss in overtime is now counted as an overtime loss, not a loss and given a point. | | | | | | | | | | |
| 1st - 29; 2nd - 12; 3rd - 12; 4th - 15; 5th - 17; 6th - 4; 7th - 3; 8th - 1 | | | | | | | | | | |
| + - Scotty Bowman missed first five games of regular season | | | | | | | | | | |

ALL-TIME HOME & AWAY RECORDS

| HOME | | | | | AWAY | | | | |
|------|------|------|-----|---------|-------|-----|------|------|-----|
| Won | Lost | Tied | Pts | Season | Games | Won | Lost | Tied | Pts |
| 5 | 16 | 0 | 10 | 1926-27 | 44 | 7 | 12 | 4 | 18 |
| 9 | 10 | 3 | 21 | 1927-28 | 44 | 10 | 9 | 3 | 23 |
| 11 | 6 | 5 | 27 | 1928-29 | 44 | 8 | 10 | 4 | 20 |
| 9 | 10 | 3 | 21 | 1929-30 | 44 | 5 | 14 | 3 | 13 |
| 10 | 7 | 5 | 25 | 1930-31 | 44 | 6 | 14 | 2 | 14 |
| 15 | 3 | 6 | 36 | 1931-32 | 48 | 3 | 17 | 4 | 10 |
| 17 | 3 | 4 | 38 | 1932-33 | 48 | 8 | 12 | 4 | 20 |
| 15 | 5 | 4 | 34 | 1933-34 | 48 | 9 | 9 | 6 | 24 |
| 11 | 8 | 5 | 27 | 1934-35 | 48 | 8 | 14 | 2 | 18 |
| 14 | 5 | 5 | 33 | 1935-36 | 48 | 10 | 11 | 3 | 23 |
| 14 | 5 | 5 | 33 | 1936-37 | 48 | 11 | 9 | 4 | 26 |
| 8 | 10 | 6 | 22 | 1937-38 | 48 | 4 | 15 | 5 | 13 |
| 14 | 8 | 2 | 30 | 1938-39 | 48 | 4 | 16 | 4 | 12 |
| 11 | 10 | 3 | 25 | 1939-40 | 48 | 5 | 16 | 3 | 13 |
| 14 | 5 | 5 | 33 | 1940-41 | 48 | 7 | 11 | 6 | 20 |
| 14 | 7 | 3 | 31 | 1941-42 | 48 | 5 | 18 | 1 | 11 |
| 16 | 4 | 5 | 37 | 1942-43 | 50 | 9 | 10 | 6 | 24 |
| 18 | 5 | 2 | 38 | 1943-44 | 50 | 8 | 13 | 4 | 20 |
| 19 | 5 | 1 | 39 | 1944-45 | 50 | 12 | 9 | 4 | 28 |
| 16 | 5 | 4 | 36 | 1945-46 | 50 | 4 | 15 | 6 | 14 |
| 14 | 10 | 6 | 34 | 1946-47 | 60 | 8 | 17 | 5 | 21 |
| 16 | 9 | 5 | 37 | 1947-48 | 60 | 14 | 9 | 7 | 35 |
| 21 | 6 | 3 | 45 | 1948-49 | 60 | 13 | 13 | 4 | 30 |
| 19 | 9 | 7 | 45 | 1949-50 | 70 | 18 | 10 | 7 | 43 |
| 25 | 3 | 7 | 57 | 1950-51 | 70 | 19 | 10 | 6 | 44 |
| 24 | 7 | 4 | 52 | 1951-52 | 70 | 20 | 7 | 8 | 48 |
| 20 | 5 | 10 | 50 | 1952-53 | 70 | 16 | 11 | 8 | 40 |
| 24 | 4 | 7 | 55 | 1953-54 | 70 | 13 | 15 | 7 | 33 |
| 25 | 5 | 5 | 55 | 1954-55 | 70 | 17 | 12 | 6 | 40 |
| 21 | 6 | 8 | 50 | 1955-56 | 70 | 9 | 18 | 8 | 26 |
| 23 | 7 | 5 | 51 | 1956-57 | 70 | 15 | 13 | 7 | 37 |
| 16 | 11 | 8 | 40 | 1957-58 | 70 | 13 | 18 | 4 | 30 |
| 13 | 17 | 5 | 31 | 1958-59 | 70 | 12 | 20 | 3 | 27 |
| 18 | 14 | 3 | 39 | 1959-60 | 70 | 8 | 15 | 12 | 28 |
| 15 | 13 | 7 | 37 | 1960-61 | 70 | 10 | 16 | 9 | 29 |
| 17 | 11 | 7 | 41 | 1961-62 | 70 | 6 | 22 | 7 | 19 |
| 19 | 10 | 6 | 44 | 1962-63 | 70 | 13 | 15 | 7 | 33 |
| 23 | 9 | 3 | 49 | 1963-64 | 70 | 7 | 20 | 8 | 22 |
| 25 | 7 | 3 | 53 | 1964-65 | 70 | 15 | 16 | 4 | 34 |
| 20 | 8 | 7 | 47 | 1965-66 | 70 | 11 | 19 | 5 | 27 |
| 21 | 11 | 3 | 45 | 1966-67 | 70 | 6 | 28 | 1 | 13 |
| 18 | 15 | 4 | 40 | 1967-68 | 74 | 9 | 20 | 8 | 26 |
| 23 | 8 | 7 | 53 | 1968-69 | 76 | 10 | 23 | 5 | 25 |
| 20 | 11 | 7 | 47 | 1969-70 | 76 | 20 | 10 | 8 | 48 |
| 17 | 15 | 7 | 41 | 1970-71 | 78 | 5 | 30 | 4 | 14 |
| 25 | 11 | 3 | 53 | 1971-72 | 78 | 8 | 24 | 7 | 23 |

ALL-TIME HOME & AWAY RECORDS

| HOME | | | | | AWAY | | | | | | |
|------|------|------|----|-----|----------|-------|-----|------|------|----|-----|
| Won | Lost | Tied | OT | Pts | Season | Games | Won | Lost | Tied | OT | Pts |
| 22 | 12 | 5 | -- | 49 | 1972-73 | 78 | 15 | 17 | 7 | -- | 37 |
| 21 | 12 | 6 | -- | 48 | 1973-74 | 78 | 8 | 27 | 4 | -- | 20 |
| 17 | 17 | 6 | -- | 40 | 1974-75 | 80 | 6 | 28 | 6 | -- | 18 |
| 17 | 15 | 8 | -- | 42 | 1975-76 | 80 | 9 | 29 | 2 | -- | 20 |
| 12 | 22 | 6 | -- | 30 | 1976-77 | 80 | 4 | 33 | 3 | -- | 11 |
| 22 | 11 | 7 | -- | 51 | 1977-78 | 80 | 10 | 23 | 7 | -- | 27 |
| 15 | 17 | 8 | -- | 38 | 1978-79 | 80 | 8 | 24 | 8 | -- | 24 |
| 14 | 21 | 5 | -- | 33 | 1979-80 | 80 | 12 | 22 | 6 | -- | 30 |
| 16 | 15 | 9 | -- | 41 | 1980-81 | 80 | 3 | 28 | 9 | -- | 15 |
| 15 | 19 | 6 | -- | 36 | 1981-82 | 80 | 6 | 28 | 6 | -- | 18 |
| 14 | 19 | 7 | -- | 35 | 1982-83 | 80 | 7 | 25 | 8 | -- | 22 |
| 18 | 20 | 2 | -- | 38 | 1983-84 | 80 | 13 | 22 | 5 | -- | 31 |
| 19 | 14 | 7 | -- | 45 | 1984-85 | 80 | 8 | 27 | 5 | -- | 21 |
| 10 | 26 | 4 | -- | 24 | 1985-86 | 80 | 7 | 31 | 2 | -- | 16 |
| 20 | 14 | 6 | -- | 46 | 1986-87 | 80 | 14 | 22 | 4 | -- | 32 |
| 24 | 10 | 6 | -- | 54 | 1987-88 | 80 | 17 | 18 | 5 | -- | 39 |
| 20 | 14 | 6 | -- | 46 | 1988-89 | 80 | 14 | 20 | 6 | -- | 34 |
| 20 | 14 | 6 | -- | 46 | 1989-90 | 80 | 8 | 24 | 8 | -- | 24 |
| 26 | 14 | 0 | -- | 52 | 1990-91 | 80 | 8 | 24 | 8 | -- | 24 |
| 24 | 12 | 4 | -- | 52 | 1991-92 | 80 | 19 | 13 | 8 | -- | 46 |
| 25 | 14 | 3 | -- | 53 | 1992-93 | 84 | 22 | 14 | 6 | -- | 50 |
| 23 | 13 | 6 | -- | 52 | 1993-94 | 84 | 23 | 17 | 2 | -- | 48 |
| 17 | 4 | 3 | -- | 37 | 1994-95 | 48 | 16 | 7 | 1 | -- | 33 |
| 36 | 3 | 2 | -- | 74 | 1995-96 | 82 | 26 | 10 | 5 | -- | 57 |
| 20 | 12 | 9 | -- | 49 | 1996-97 | 82 | 18 | 14 | 9 | -- | 45 |
| 25 | 8 | 8 | -- | 58 | 1997-98 | 82 | 19 | 15 | 7 | -- | 45 |
| 27 | 12 | 2 | -- | 56 | 1998-99 | 82 | 6 | 20 | 5 | -- | 37 |
| 28 | 10* | 3 | -- | 60 | 1999-00 | 82 | 20 | 14* | 7 | -- | 48 |
| 27 | 11 | 3 | -- | 59 | 2000-01# | 82 | 22 | 13 | 6 | -- | 52 |
| 28 | 8 | 5 | -- | 62 | 2001-02# | 82 | 23 | 13 | 5 | -- | 54 |
| 28 | 8 | 5 | -- | 63 | 2002-03# | 82 | 20 | 16 | 5 | -- | 47 |
| 30 | 7 | 4 | -- | 64 | 2003-04# | 82 | 18 | 14 | 7 | -- | 45 |
| -- | -- | -- | -- | -- | 2004-05 | -- | -- | -- | -- | -- | -- |
| 27 | 9 | -- | 5 | 59 | 2005-06 | 82 | 31 | 7 | -- | 3 | 65 |
| 29 | 4 | -- | 8 | 66 | 2006-07 | 82 | 21 | 15 | -- | 5 | 47 |
| 29 | 9 | -- | 3 | 61 | 2007-08 | 82 | 25 | 12 | -- | 4 | 54 |
| 27 | 9 | -- | 5 | 59 | 2008-09 | 82 | 24 | 12 | -- | 5 | 53 |
| 25 | 10 | -- | 6 | 56 | 2009-10 | 82 | 19 | 14 | -- | 8 | 46 |
| 21 | 14 | -- | 6 | 48 | 2010-11 | 82 | 26 | 11 | -- | 4 | 56 |
| 31 | 7 | -- | 3 | 65 | 2011-12 | 82 | 17 | 21 | -- | 3 | 37 |
| 13 | 7 | -- | 4 | 30 | 2012-13 | 48 | 11 | 9 | -- | 4 | 26 |
| 18 | 13 | -- | 10 | 46 | 2013-14 | 82 | 21 | 15 | -- | 5 | 47 |
| 22 | 10 | -- | 9 | 53 | 2014-15 | 82 | 21 | 15 | -- | 5 | 47 |
| 22 | 13 | -- | 6 | 50 | 2015-16 | 82 | 19 | 17 | -- | 5 | 43 |
| 17 | 17 | -- | 7 | 41 | 2016-17 | 82 | 16 | 19 | -- | 6 | 38 |
| 16 | 16 | -- | 9 | 41 | 2017-18 | 82 | 14 | 23 | -- | 4 | 32 |
| 17 | 19 | -- | 5 | 39 | 2018-19 | 82 | 15 | 21 | -- | 5 | 35 |
| 12 | 23 | -- | 2 | 26 | 2019-20 | 71 | 5 | 26 | -- | 3 | 13 |

* Includes one regulation tie.

Losses include any overtime losses.

RED WINGS vs. ALL NHL TEAMS

| DETROIT RED WINGS VS. | SINCE 1926-27 SEASON | | | | | |
|-------------------------|----------------------|--------------|--------------|------------|------------|--------------|
| | GP | W | L | T | OTL | PTS |
| Chicago Blackhawks | 739 | 369 | 271 | 84 | 15 | 839 |
| Toronto Maple Leafs | 672 | 286 | 286 | 93 | ^7 | 672 |
| New York Rangers | 596 | 270 | 217 | 103 | 6 | 649 |
| Boston Bruins | 607 | 260 | 246 | 95 | 6 | 621 |
| Montreal Canadiens | 597 | 211 | 286 | 96 | 4 | 522 |
| St. Louis Blues | 286 | 124 | 116 | 37 | ^9 | 294 |
| Dallas Stars (a) | 257 | 114 | 103 | 34 | 6 | 268 |
| Vancouver Canucks | 176 | 92 | 59 | 18 | 7 | 209 |
| Los Angeles Kings | 204 | 88 | 86 | 27 | 3 | 206 |
| Arizona Coyotes (c) | 144 | 72 | 46 | 22 | 4 | 170 |
| Calgary Flames (b) | 164 | 73 | 72 | 16 | 3 | 165 |
| Pittsburgh Penguins | 160 | 70 | 69 | 16 | 5 | 161 |
| Edmonton Oilers | 133 | 67 | 42 | 13 | 11 | 158 |
| Buffalo Sabres | 145 | 66 | 61 | 13 | 5 | 150 |
| Colorado Avalanche (d) | 127 | 66 | 46 | 5 | 10 | 147 |
| Nashville Predators | 99 | 59 | 28 | 4 | 8 | 130 |
| Philadelphia Flyers | 144 | 52 | 66 | 21 | 5 | 130 |
| Columbus Blue Jackets | 95 | 55 | 27 | 1 | 12 | 123 |
| San Jose Sharks | 96 | 57 | 30 | 4 | 7 | 123 |
| Washington Capitals | 120 | 50 | 49 | 16 | 5 | 121 |
| New York Islanders | 118 | 54 | 53 | 6 | 5 | 119 |
| New Jersey Devils (e) | 108 | 52 | 42 | 11 | 3 | 118 |
| Anaheim Ducks | 89 | 53 | 25 | 7 | 4 | 117 |
| Carolina Hurricanes (f) | 88 | 45 | 35 | 8 | 0 | 98 |
| Minnesota Wild | 61 | 37 | 15 | 3 | 6 | 83 |
| Ottawa Senators | 54 | 32 | 18 | 1 | 3 | 68 |
| Tampa Bay Lightning | 60 | 30 | 23 | 2 | 5 | 67 |
| Florida Panthers | 51 | 23 | 14 | 5 | 9 | 60 |
| Winnipeg Jets (g) | 28 | 15 | 11 | 0 | 2 | 32 |
| Vegas Golden Knights | 5 | 3 | 2 | 0 | 0 | 6 |
| Defunct Teams (*) | 282 | 125 | 103 | 54 | 0 | 304 |
| TOTALS | 6,505 | 2,970 | 2,547 | 815 | 173 | 6,928 |

a - Formerly Minnesota North Stars

b - Formerly Atlanta Flames

c - Formerly Winnipeg Jets (1979-96)

d - Formerly Quebec Nordiques

e - Formerly Kansas City Scouts, Colorado Rockies

f - Formerly Hartford Whalers

g - Formerly Atlanta Thrashers

(*) - Includes records vs. Montreal Maroons, New York Americans, Ottawa Senators (1917-31),

Pittsburgh Pirates, Philadelphia Quakers, St. Louis Eagles, California Golden Seals and Cleveland Barons.

^ In 1999-00, teams were not awarded a point for a loss in overtime

RED WINGS HOME vs. ALL NHL TEAMS

| DETROIT RED WINGS VS. | SINCE 1926-27 SEASON | | | | | |
|-------------------------|----------------------|--------------|------------|------------|-----------|--------------|
| | GP | W | L | T | OTL | PTS |
| Chicago Blackhawks | 368 | 220 | 108 | 33 | 7 | 480 |
| Toronto Maple Leafs | 339 | 175 | 114 | 46 | 4 | 400 |
| New York Rangers | 298 | 173 | 78 | 45 | 2 | 393 |
| Boston Bruins | 303 | 165 | 83 | 52 | 3 | 385 |
| Montreal Canadiens | 298 | 138 | 105 | 53 | 2 | 331 |
| St. Louis Blues | 144 | 70 | 52 | 17 | 5 | 162 |
| Dallas Stars (a) | 129 | 66 | 44 | 16 | 3 | 151 |
| Vancouver Canucks | 88 | 53 | 22 | 8 | 5 | 119 |
| Los Angeles Kings | 102 | 52 | 37 | 13 | 0 | 117 |
| Pittsburgh Penguins | 80 | 48 | 17 | 12 | 3 | 111 |
| Calgary Flames (b) | 81 | 43 | 27 | 10 | 1 | 97 |
| Buffalo Sabres | 74 | 42 | 24 | 5 | 3 | 92 |
| Edmonton Oilers | 67 | 41 | 19 | 3 | 4 | 89 |
| Philadelphia Flyers | 73 | 38 | 22 | 10 | 3 | 89 |
| Arizona Coyotes (c) | 73 | 39 | 24 | 8 | 2 | 88 |
| Colorado Avalanche (d) | 63 | 35 | 19 | 1 | 8 | 79 |
| Nashville Predators | 50 | 33 | 10 | 2 | 5 | 73 |
| New Jersey Devils (e) | 54 | 34 | 17 | 2 | 1 | 71 |
| San Jose Sharks | 47 | 33 | 10 | 1 | 3 | 70 |
| Anaheim Ducks | 44 | 33 | 8 | 3 | 0 | 69 |
| Washington Capitals | 61 | 27 | 20 | 11 | 3 | 68 |
| Columbus Blue Jackets | 46 | 29 | 10 | 0 | 7 | 65 |
| New York Islanders | 58 | 30 | 24 | 2 | 2 | 64 |
| Carolina Hurricanes (f) | 45 | 24 | 14 | 7 | 0 | 55 |
| Minnesota Wild | 31 | 20 | 6 | 1 | 4 | 45 |
| Tampa Bay Lightning | 29 | 18 | 6 | 1 | 4 | 41 |
| Ottawa Senators | 26 | 16 | 9 | 0 | 1 | 33 |
| Florida Panthers | 24 | 8 | 6 | 3 | 7 | 26 |
| Winnipeg Jets (g) | 15 | 9 | 4 | 0 | 2 | 20 |
| Vegas Golden Knights | 3 | 1 | 2 | 0 | 0 | 2 |
| Defunct Teams (*) | 141 | 76 | 40 | 25 | 0 | 177 |
| TOTALS | 3,254 | 1,789 | 981 | 390 | 94 | 4,062 |

a - Formerly Minnesota North Stars

b - Formerly Atlanta Flames

c - Formerly Winnipeg Jets (1979-96)

d - Formerly Quebec Nordiques

e - Formerly Kansas City Scouts, Colorado Rockies

f - Formerly Hartford Whalers

g - Formerly Atlanta Thrashers

(*) - Includes records vs. Montreal Maroons, New York Americans, Ottawa Senators (1917-31),

Pittsburgh Pirates, Philadelphia Quakers, St. Louis Eagles, California Golden Seals and Cleveland Barons.

^ In 1999-00, teams were not awarded a point for a loss in overtime

RED WINGS ROAD vs. ALL NHL TEAMS

SINCE 1926-27 SEASON

| DETROIT RED WINGS VS. | GP | W | L | T | OTL | PTS |
|-------------------------|--------------|--------------|--------------|------------|----------------|--------------|
| Chicago Blackhawks | 371 | 149 | 163 | 51 | 8 | 357 |
| Toronto Maple Leafs | 333 | 111 | 172 | 47 | 3 | 272 |
| New York Rangers | 299 | 97 | 139 | 58 | 4 | 256 |
| Boston Bruins | 304 | 95 | 163 | 43 | 3 | 236 |
| Montreal Canadiens | 299 | 73 | 181 | 43 | 2 | 191 |
| St. Louis Blues | 142 | 54 | 64 | 20 | [^] 4 | 132 |
| Dallas Stars (a) | 128 | 48 | 59 | 18 | 3 | 117 |
| Vancouver Canucks | 88 | 39 | 37 | 10 | 2 | 90 |
| Los Angeles Kings | 102 | 36 | 49 | 14 | 3 | 89 |
| Arizona Coyotes (b) | 71 | 33 | 22 | 14 | 2 | 82 |
| Edmonton Oilers | 66 | 26 | 23 | 10 | 7 | 69 |
| Colorado Avalanche (c) | 64 | 31 | 27 | 4 | 2 | 68 |
| Calgary Flames (d) | 83 | 30 | 45 | 6 | 2 | 68 |
| Columbus Blue Jackets | 49 | 26 | 17 | 1 | 5 | 58 |
| Buffalo Sabres | 71 | 24 | 37 | 8 | 2 | 58 |
| Nashville Predators | 49 | 26 | 18 | 2 | 3 | 57 |
| New York Islanders | 60 | 24 | 29 | 4 | 3 | 55 |
| San Jose Sharks | 49 | 24 | 20 | 3 | 2 | 53 |
| Washington Capitals | 59 | 23 | 29 | 5 | 2 | 53 |
| Pittsburgh Penguins | 80 | 22 | 52 | 4 | 2 | 50 |
| Anaheim Ducks | 45 | 20 | 17 | 4 | 4 | 48 |
| New Jersey Devils (e) | 54 | 18 | 25 | 9 | 2 | 47 |
| Carolina Hurricanes (f) | 43 | 21 | 21 | 1 | 0 | 43 |
| Philadelphia Flyers | 71 | 14 | 44 | 11 | 2 | 41 |
| Minnesota Wild | 30 | 17 | 9 | 2 | 2 | 38 |
| Ottawa Senators | 28 | 16 | 9 | 1 | 2 | 35 |
| Florida Panthers | 27 | 15 | 8 | 2 | 2 | 34 |
| Tampa Bay Lightning | 31 | 12 | 17 | 1 | 1 | 26 |
| Winnipeg Jets (g) | 13 | 6 | 7 | 0 | 0 | 12 |
| Vegas Golden Knights | 2 | 2 | 0 | 0 | 0 | 4 |
| Defunct Teams (*) | 141 | 49 | 63 | 29 | 0 | 127 |
| TOTALS | 3,251 | 1,181 | 1,566 | 425 | 79 | 2,866 |

a - Formerly Minnesota North Stars

b - Formerly Winnipeg Jets (1979-96)

c - Formerly Quebec Nordiques

d - Formerly Atlanta Flames

e - Formerly Kansas City Scouts, Colorado Rockies

f - Formerly Hartford Whalers

g - Formerly Atlanta Thrashers

(*) - Includes records vs. Montreal Maroons, New York Americans, Ottawa Senators (1917-31), Pittsburgh Pirates, Philadelphia Quakers, St. Louis Eagles, California Golden Seals and Cleveland Barons.

[^] - In 1999-00, teams were not awarded a point for a loss in overtime

RED WINGS HOLIDAY RECORDS

HOME OPENERS

LITTLE CAESARS ARENA

| | | | |
|------|-----------|---|--------|
| 2019 | Dallas | W | 4-3 |
| 2018 | Columbus | L | 2-3 OT |
| 2017 | Minnesota | W | 4-2 |

JOE LOUIS ARENA

| | | | |
|--------|--------------|---|--------|
| 2016 | Ottawa | W | 5-1 |
| 2015 | Toronto | W | 4-0 |
| 2014 | Boston | W | 2-1 |
| 2013 | Buffalo | W | 2-1 |
| 2013** | Dallas | L | 1-2 |
| 2011 | Ottawa | W | 5-3 |
| 2010 | Anaheim | W | 4-0 |
| 2009 | Chicago | W | 3-2 |
| 2008 | Toronto | L | 2-3 |
| 2007 | Anaheim | W | 3-2 SO |
| 2006 | Vancouver | L | 1-3 |
| 2005 | St. Louis | W | 5-1 |
| 2003 | Los Angeles | W | 3-2 |
| 2002 | Montreal | L | 2-3 |
| 2001 | Calgary | L | 2-4 |
| 2000 | Edmonton | L | 3-4 |
| 1999 | Buffalo | W | 2-0 |
| 1998 | St. Louis | W | 4-1 |
| 1997 | Dallas | W | 3-1 |
| 1996 | Edmonton | W | 2-0 |
| 1995 | Edmonton | W | 9-0 |
| 1995* | Chicago | W | 4-1 |
| 1993 | St. Louis | L | 2-5 |
| 1992 | Quebec | L | 2-4 |
| 1991 | Montreal | L | 1-4 |
| 1990 | Calgary | W | 6-5 |
| 1989 | Winnipeg | W | 5-4 |
| 1988 | St. Louis | T | 8-8 |
| 1987 | Toronto | W | 3-2 |
| 1986 | Chicago | W | 4-3 |
| 1985 | Minnesota | L | 5-6 |
| 1984 | New Jersey | W | 4-1 |
| 1983 | New Jersey | L | 3-6 |
| 1982 | Minnesota | T | 3-3 |
| 1981 | St. Louis | W | 6-3 |
| 1980 | NY Islanders | L | 4-6 |

*January 20, 1995 (48-game season)

**January 22, 2013 (48-game season)

OLYMPIA STADIUM

| | | | |
|------|--------------|---|-----|
| 1979 | Philadelphia | L | 3-7 |
| 1978 | St. Louis | L | 4-5 |
| 1977 | Toronto | T | 3-3 |
| 1976 | Washington | T | 3-3 |
| 1975 | St. Louis | T | 1-1 |
| 1974 | Chicago | W | 2-1 |

| | | | |
|------|--------------|---|--------|
| 1973 | Boston | L | 4-9 |
| 1972 | NY Rangers | W | 5-3 |
| 1971 | Minnesota | L | 2-4 |
| 1970 | California | W | 5-3 |
| 1969 | Toronto | W | 3-2 |
| 1968 | Toronto | L | 1-2 |
| 1967 | NY Rangers | W | 3-2 |
| 1966 | Chicago | L | 4-7 |
| 1965 | Toronto | W | 3-0 |
| 1964 | Toronto | L | 3-5 |
| 1963 | Chicago | W | 5-3 |
| 1962 | Montreal | W | 3-1 |
| 1961 | Toronto | L | 2-4 |
| 1960 | Chicago | L | 2-4 |
| 1959 | NY Rangers | W | 4-2 |
| 1958 | NY Rangers | W | 3-0 |
| 1957 | NY Rangers | L | 2-3 |
| 1956 | Chicago | W | 3-1 |
| 1955 | Chicago | L | 2-3 |
| 1954 | Toronto | W | 2-1 |
| 1953 | NY Rangers | W | 4-1 |
| 1952 | NY Rangers | W | 5-3 |
| 1951 | Boston | W | 1-0 |
| 1950 | NY Rangers | W | 3-2 |
| 1949 | Boston | W | 2-1 |
| 1948 | Chicago | W | 3-1 |
| 1947 | Chicago | W | 4-2 |
| 1946 | Toronto | T | 3-3 |
| 1945 | Boston | W | 7-0 |
| 1944 | Boston | W | 7-1 |
| 1943 | NY Rangers | W | 8-3 |
| 1942 | Boston | W | 3-0 |
| 1941 | NY Americans | T | 3-3 |
| 1940 | NY Americans | W | 4-2 |
| 1939 | NY Rangers | T | 1-1 OT |

| | | | |
|------|--------------|---|--------|
| 1938 | Boston | L | 1-4 |
| 1937 | NY Rangers | L | 0-3 |
| 1936 | NY Rangers | W | 5-2 |
| 1935 | NY Rangers | T | 1-1 OT |
| 1934 | Boston | L | 2-4 |
| 1933 | NY Americans | W | 5-2 |
| 1932 | Chicago | W | 3-1 |
| 1931 | NY Americans | L | 2-5 |
| 1930 | NY Rangers | W | 1-0 |
| 1929 | Boston | L | 2-5 |
| 1928 | NY Rangers | L | 0-2 |
| 1927 | Ottawa | L | 1-2 |

WINDSOR ARENA

| | | | |
|------|--------|---|-----|
| 1926 | Boston | L | 0-2 |
|------|--------|---|-----|

OVERALL RECORD: 52-31-9-1

RED WINGS HOLIDAY RECORDS

HALLOWEEN

| | | | | | | | |
|------|-------------|---|-----|------|-------------|---|-----|
| 2017 | Arizona | W | 5-3 | 1976 | @NY Rangers | W | 6-5 |
| 2015 | @Ottawa | W | 5-3 | 1971 | Pittsburgh | W | 3-1 |
| 2014 | Los Angeles | W | 5-2 | 1969 | Oakland | W | 3-1 |
| 2009 | @Calgary | W | 3-1 | 1968 | Boston | W | 7-5 |
| 2001 | @Dallas | W | 4-3 | 1965 | Montreal | T | 2-2 |
| 2000 | @Washington | L | 2-6 | 1963 | NY Rangers | W | 4-1 |
| 1998 | @Dallas | L | 2-3 | 1959 | @Montreal | T | 2-2 |
| 1997 | Los Angeles | L | 1-5 | 1953 | Boston | L | 1-3 |
| 1992 | @Toronto | L | 1-3 | 1948 | Montreal | W | 4-1 |
| 1987 | @St. Louis | T | 3-3 | 1943 | NY Rangers | W | 8-3 |
| 1985 | @New Jersey | T | 2-2 | | | | |
| 1981 | @Minnesota | L | 4-5 | | | | |
| 1979 | Minnesota | L | 3-5 | | | | |

OVERALL RECORD: 12-7-4-0

NEW YEAR'S EVE

| | | | | | | | | |
|---------------------------|--------------|---|-----|----|------|--------------|---|-----|
| 2019 | San Jose | W | 2-0 | | 1976 | Cleveland | W | 4-2 |
| 2018 | Florida | L | 3-4 | SO | 1975 | Washington | W | 4-0 |
| 2017 | Pittsburgh | W | 4-1 | | 1974 | California | W | 4-3 |
| 2015 | Pittsburgh | L | 2-5 | | 1973 | Buffalo | L | 5-6 |
| 2014 | New Jersey | W | 3-1 | | 1972 | Minnesota | T | 4-4 |
| 2011 | St. Louis | W | 3-0 | | 1971 | California | W | 6-3 |
| 2010 | NY Islanders | L | 3-4 | OT | 1970 | Chicago | L | 3-8 |
| 2009 | Colorado | W | 4-2 | | 1969 | Boston | W | 5-1 |
| 2007 | St. Louis | L | 0-2 | | 1968 | Minnesota | W | 6-3 |
| 2006 | Los Angeles | W | 6-2 | | 1967 | Boston | W | 6-4 |
| 2005 | Columbus | W | 5-2 | | 1966 | Boston | W | 3-1 |
| 2003 | Atlanta | W | 6-5 | OT | 1965 | Chicago | L | 1-4 |
| 2002 | St. Louis | W | 5-1 | | 1964 | Chicago | T | 1-1 |
| 2001 | Minnesota | W | 4-2 | | 1963 | Toronto | L | 4-5 |
| 2000 | Los Angeles | W | 2-1 | | 1962 | NY Rangers | T | 1-1 |
| 1999 | Chicago | T | 4-4 | | 1961 | Toronto | W | 4-2 |
| 1998 | Toronto | L | 2-4 | | 1960 | Chicago | L | 0-3 |
| 1997 | St. Louis | W | 5-2 | | 1959 | Toronto | L | 2-4 |
| 1995 | Hartford | W | 3-2 | | 1958 | Chicago | L | 2-4 |
| 1993 | Los Angeles | T | 4-4 | | 1957 | Chicago | W | 3-2 |
| 1992 | Ottawa | W | 5-4 | OT | 1956 | @NY Rangers | W | 1-0 |
| 1991 | Boston | L | 3-5 | | 1955 | Toronto | T | 2-2 |
| 1990 | Chicago | L | 0-4 | | 1953 | Montreal | T | 2-2 |
| 1989 | New Jersey | W | 6-4 | | 1952 | Montreal | L | 0-2 |
| 1988 | Hartford | L | 2-3 | | 1951 | Montreal | L | 3-5 |
| 1987 | St. Louis | W | 7-2 | | 1950 | Toronto | L | 2-4 |
| 1986 | Calgary | W | 6-4 | | 1949 | @Toronto | W | 5-1 |
| 1985 | NY Islanders | L | 4-5 | OT | 1947 | Chicago | W | 4-0 |
| 1984 | Pittsburgh | T | 4-4 | | 1946 | @NY Rangers | W | 5-4 |
| 1983 | Chicago | W | 4-3 | | 1944 | Chicago | W | 6-2 |
| 1982 | Chicago | W | 4-1 | | 1942 | @NY Rangers | W | 2-0 |
| 1981 | Toronto | L | 2-5 | | 1939 | Toronto | L | 2-3 |
| 1980 | Pittsburgh | W | 3-1 | | 1936 | NY Americans | W | 4-2 |
| 1979 | Colorado | L | 3-5 | | 1927 | @Ottawa | L | 2-6 |
| 1978 | Pittsburgh | L | 4-5 | | | | | |
| 1977 | Boston | L | 0-7 | | | | | |
| OVERALL RECORD: 37-24-8-2 | | | | | | | | |

OVERALL RECORD: 37-24-8-2

RED WINGS HOLIDAY RECORDS

VALENTINE'S DAY

| | | | | | | | |
|------|--------------|---|--------|------|---------------|---|-----|
| 2019 | Ottawa | W | 3-2 | 1967 | @Boston | L | 3-6 |
| 2016 | Boston | W | 6-5 | 1965 | NY Rangers | W | 6-2 |
| 2015 | Winnipeg | L | 4-5 SO | 1960 | Toronto | L | 1-3 |
| 2012 | Dallas | W | 3-1 | 1957 | NY Rangers | W | 3-2 |
| 2007 | @Dallas | W | 3-1 | 1956 | NY Rangers | W | 5-3 |
| 2004 | Colorado | L | 2-5 | 1954 | Chicago | W | 5-0 |
| 2001 | Carolina | W | 4-3 OT | 1952 | @Chicago | W | 3-2 |
| 2000 | @Phoenix | W | 3-1 | 1945 | NY Rangers | W | 4-2 |
| 1997 | @Dallas | L | 3-4 | 1943 | Montreal | W | 2-1 |
| 1993 | @Chicago | W | 5-3 | 1942 | @Toronto | L | 2-4 |
| 1990 | Los Angeles | W | 6-5 | 1941 | Chicago | W | 2-1 |
| 1987 | New Jersey | W | 5-1 | 1939 | @Boston | L | 1-2 |
| 1986 | NY Rangers | L | 5-7 | 1937 | Toronto | T | 3-3 |
| 1985 | Minnesota | T | 5-5 | 1935 | Chicago | L | 0-3 |
| 1981 | Philadelphia | L | 1-3 | 1933 | @Montreal | L | 2-6 |
| 1979 | Los Angeles | L | 2-3 | 1932 | Chicago | L | 1-3 |
| 1976 | @Minnesota | W | 3-2 | 1931 | @Toronto | T | 1-1 |
| 1975 | @Vancouver | L | 4-5 | 1929 | @NY Americans | T | 1-1 |
| 1973 | @Los Angeles | T | 2-2 | | | | |
| 1971 | Los Angeles | W | 4-0 | | | | |
| 1970 | @Montreal | W | 5-2 | | | | |

OVERALL RECORD: 20-13-5-1

ST. PATRICK'S DAY

| | | | | | | | |
|------|--------------|---|--------|-------|------------|---|------|
| 2016 | @Columbus | W | 3-1 | 1968 | @Minnesota | L | 1-5 |
| 2012 | @San Jose | L | 2-3 OT | 1966 | Boston | W | 4-2 |
| 2011 | @Columbus | W | 2-0 | 1963 | Chicago | W | 4-2 |
| 2009 | Philadelphia | W | 3-2 | 1959 | Chicago | W | 2-0 |
| 2007 | @Vancouver | L | 1-4 | 1957 | Montreal | W | 2-1 |
| 2002 | @NY Rangers | W | 5-3 | 1955* | @Montreal | W | 4-1 |
| 2001 | @Colorado | L | 3-5 | 1951 | Chicago | W | 8-2 |
| 1999 | Phoenix | L | 3-4 | 1948 | @Boston | T | 0-0 |
| 1998 | Edmonton | W | 4-3 | 1946 | Toronto | L | 7-11 |
| 1996 | Calgary | W | 4-2 | 1945 | @Toronto | W | 4-3 |
| 1995 | Vancouver | W | 3-1 | 1940 | @Chicago | L | 1-3 |
| 1994 | NY Islanders | L | 1-3 | 1938 | Toronto | L | 2-7 |
| 1992 | @San Jose | W | 5-4 | 1932 | Montreal | W | 6-2 |
| 1990 | @St. Louis | W | 4-3 | 1931 | @Boston | L | 2-4 |
| 1987 | Boston | W | 3-1 | 1927 | NY Rangers | L | 0-2 |
| 1984 | Minnesota | L | 3-4 | | | | |
| 1981 | Quebec | L | 3-4 | | | | |
| 1979 | @St. Louis | W | 3-1 | | | | |
| 1977 | @Los Angeles | L | 2-3 | | | | |
| 1970 | Los Angeles | W | 3-2 | | | | |

OVERALL RECORD: 20-13-1-1

*forfeited to Detroit at the end of the first period

EASTER

| | | | | | | | |
|------|---------------|---|------|------|------------------|---|------|
| 2015 | Washington | L | 1-2 | 1970 | Boston | T | 2-2 |
| 2014 | @Boston | L | 1-4 | 1967 | Chicago | W | 4-2 |
| 2013 | Chicago | L | 1-7 | 1966 | @Chicago | W | 7-0* |
| 2010 | @Philadelphia | L | 3-4 | 1964 | @Chicago | W | 5-4* |
| 2009 | @Chicago | L | 0-3 | 1963 | Toronto | W | 3-2* |
| 2004 | @Nashville | L | 1-3 | 1955 | Montreal | W | 5-1* |
| 2001 | @Los Angeles | L | 1-2* | 1953 | @Boston | L | 2-4* |
| 1999 | @Dallas | W | 3-0 | 1952 | Montreal | W | 3-0* |
| 1996 | @Chicago | W | 4-1 | 1951 | Montreal | W | 5-0 |
| 1995 | @St. Louis | L | 5-6 | 1950 | Toronto | W | 1-0* |
| 1994 | St. Louis | T | 3-3 | 1948 | @NY Rangers | L | 2-3* |
| 1991 | @Chicago | L | 1-5 | 1945 | @Boston | L | 3-5* |
| 1985 | @St. Louis | L | 5-6 | 1940 | NY Rangers | W | 3-1* |
| 1983 | Winnipeg | L | 3-8 | 1932 | Montreal Maroons | T | 1-1* |
| 1980 | @Hartford | L | 3-5 | | | | |
| 1978 | @Washington | W | 4-1 | | | | |
| 1975 | @Washington | W | 8-5 | | | | |
| 1972 | @Chicago | L | 1-6 | | | | |

OVERALL RECORD: 13-16-3-0

*Denotes Playoff game

ALL-TIME COACHING RECORDS

| COACH | YEARS | GAMES | WINS | LOSSES | TIES | OT/SO LOSSES |
|------------------|----------------|-------|-------|--------|------|--------------|
| Art Duncan | 1926-27 | 33 | 10 | 21 | 2 | -- |
| Duke Keats | 1926-27 | 11 | 2 | 7 | 2 | -- |
| Jack Adams | 1927-47 | 964 | 413 | 390 | 161 | -- |
| Tommy Ivan | 1947-54 | 470 | 262 | 118 | 90 | -- |
| Jimmy Skinner | 1954-58 | 247 | 123 | 78 | 46 | -- |
| Sid Abel | 1957-68; 69-70 | 811 | 340 | 339 | 132 | -- |
| Bill Gadsby | 1968-70 | 78 | 35 | 31 | 12 | -- |
| Ned Harkness | 1970-71 | 38 | 12 | 22 | 4 | -- |
| Doug Barkley | 1970-72; 75-76 | 77 | 20 | 46 | 11 | -- |
| Johnny Wilson | 1971-73 | 145 | 67 | 56 | 22 | -- |
| Ted Garvin | 1973-74 | 11 | 2 | 8 | 1 | -- |
| Alex Delvecchio | 1973-75; 75-76 | 155 | 53 | 81 | 21 | -- |
| Billy Dea | 1975-77; 81-82 | 100 | 32 | 57 | 11 | -- |
| Larry Wilson | 1976-77 | 36 | 3 | 29 | 4 | -- |
| Bobby Kromm | 1977-80 | 231 | 79 | 111 | 41 | -- |
| Marcel Pronovost | 1979-80 | 9 | 2 | 7 | 0 | -- |
| Ted Lindsay | 1980-81 | 20 | 3 | 14 | 3 | -- |
| Wayne Maxner | 1980-82 | 129 | 34 | 68 | 27 | -- |
| Nick Polano | 1982-85 | 240 | 79 | 127 | 34 | -- |
| Harry Neale | 1985-86 | 35 | 8 | 23 | 4 | -- |
| Brad Park | 1985-86 | 45 | 9 | 34 | 2 | -- |
| Jacques Demers | 1986-90 | 320 | 137 | 136 | 47 | -- |
| Bryan Murray | 1990-93 | 244 | 124 | 91 | 29 | -- |
| Scotty Bowman | 1993-02 | 701 | 410 | 195 | 88 | 10 |
| Dave Lewis | 2002-04 | 164 | 96 | 41 | 21 | 6 |
| Mike Babcock | 2005-15 | 786 | 458 | 273 | -- | 105 |
| Jeff Blashill | 2015-present | 399 | 153 | 194 | -- | 52 |
| FRANCHISE TOTALS | | 6,505 | 2,970 | 2,547 | 815 | 173 |

COACHING NOTES

1926-27: Duncan (first 33 games) and Keats (final 11 games); Duncan remained general manager/player...**1957-58:** Skinner (first 38 games) and Abel (final 32 games)...**1969-70:** Gadsby (first 2 games) and Abel (final 74 games)...**1970-71:** Harkness (first 38 games) and Barkley (final 40 games)...**1971-72:** Barkley (first 11 games) and J. Wilson (final 67 games)...**1973-74:** Garvin (first 11 games) and Delvecchio (final 67 games)...**1975-76:** Barkley (first 26 games), Delvecchio (9 games) and Dea (45 games) -- Delvecchio was the official head coach, but Dea worked behind the bench until L. Wilson was hired...**1976-77:** Dea (first 44 games) and L. Wilson (final 36 games)...**1979-80:** Kromm (first 71 games) and Pronovost (final 9 games) -- Lindsay was the official head coach, but Pronovost finished the season behind the bench...**1980-81:** Lindsay (first 20 games) and Maxner (final 60 games)...**1981-82:** Maxner (first 69 games) and Dea (final 11 games)...**1985-86:** Neale (first 35 games) and Park (final 45 games)...**1998-99:** Associate coaches Dave Lewis and Barry Smith shared head coaching duties for the first five games (4-1-0) while Bowman recovered from surgery.

ALL-TIME GENERAL MANAGERS & CAPTAINS

ALL-TIME RED WINGS GENERAL MANAGERS

| | |
|----------------------|--|
| Art Duncan | 1926-27 |
| Jack Adams | 1927-28 to 1962-63 |
| Sid Abel | 1963-64 to 1970-71 (first 38 games) |
| Ned Harkness | 1970-71 (final 40 games) to 1973-74 |
| Alex Delvecchio | 1974-75 to 1976-77 (first 70 games) |
| Ted Lindsay | 1976-77 (final 10 games) to 1979-80 |
| Jimmy Skinner | 1980-81 to 1981-82 |
| Jim Devellano | 1982-83 to 1989-90 |
| Bryan Murray | 1990-91 to 1993-94 |
| Jim Devellano | 1994-95 to 1996-97 (served as senior vice-president/hockey operations) |
| Ken Holland | 1997-98 to 2018-19 |
| STEVE YZERMAN | 2019-20 TO PRESENT |

ALL-TIME RED WINGS TEAM CAPTAINS

| | | | |
|---------|----------------------------------|---------|---------------------------------|
| 1926-27 | Art Duncan | 1962-73 | Alex Delvecchio (11 seasons) |
| 1927-30 | Reg Noble (three seasons) | 1973-74 | Alex Delvecchio, Nick Libett, |
| 1930-31 | George Hay | | Red Berenson, Gary Bergman, |
| 1931-32 | Carson Cooper | | Ted Harris, Mickey Redmond, |
| 1932-33 | Larry Aurie | | Larry Johnston |
| 1933-34 | Herbie Lewis | 1974-75 | Marcel Dionne |
| 1934-35 | Ebbie Goodfellow | 1975-76 | Danny Grant, Terry Harper |
| 1935-38 | Doug Young (three seasons) | 1976-77 | Danny Grant, Dennis Polonich |
| 1938-41 | Ebbie Goodfellow (three seasons) | 1977-78 | Dan Maloney, Dennis Hextall |
| 1941-42 | Ebbie Goodfellow, Syd Howe | 1978-79 | Dennis Hextall, Nick Libett, |
| 1942-43 | Sid Abel (six seasons) | | Paul Woods |
| 1943-44 | Mud Bruneteau, Bill Hollett | 1979-80 | Dale McCourt |
| 1944-45 | Bill Hollett | 1980-81 | Errol Thompson, Reed Larson |
| 1945-46 | Bill Hollett, Sid Abel | 1981-82 | Reed Larson |
| 1946-52 | Sid Abel (six seasons) | 1982-86 | Danny Gare (four seasons) |
| 1952-56 | Ted Lindsay (four seasons) | 1986-06 | Steve Yzerman (19 seasons) |
| 1956-58 | Red Kelly (two seasons) | 2006-12 | Nicklas Lidstrom (six seasons) |
| 1958-62 | Gordie Howe (four seasons) | 2012-18 | Henrik Zetterberg (six seasons) |

DETROIT RED WINGS TEAM RECORDS

RED WINGS TEAM RECORDS - SEASON

MOST POINTS: 131 – 1995-96
FEWEST POINTS: 28 – 1926-27
#MOST WINS: 62 – 1995-96
FEWEST WINS: 12, twice – 1926-27, 1937-38
MOST DEFEATS: 57 – 1985-86
FEWEST DEFEATS: 11 – 1994-95
MOST TIES: 18, three times – 1952-53, 1980-81, 1996-97
FEWEST TIES: 4, three times – 1926-27, 1966-67, 1994-95
MOST WINS, HOME: 36 – 1995-96
MOST DEFEATS, HOME: 26 – 1985-86
MOST TIES, HOME: 10 – 1952-53
MOST WINS, ROAD: 31 – 2005-06
MOST DEFEATS, ROAD: 33 – 1976-77
MOST GOALS FOR: 369 – 1992-93
MOST GOALS AGAINST: 415 – 1985-86
FEWEST GOALS FOR: 72 – 1928-29
FEWEST GOALS AGAINST: 63 – 1928-29
MOST POWER-PLAY GOALS FOR: 113 – 1992-93
MOST POWER-PLAY GOALS AGAINST: 111 – 1985-86
MOST SHORTHANDED GOALS FOR: 22 – 1993-94
MOST SHORTHANDED GOALS AGAINST: 15 – 1984-85
MOST PENALTY MINUTES: 2393 – 1985-86
MOST SHUTOUTS: 13 – 1953-54
FEWEST SHUTOUTS: 0, three times – 1980-81, 1981-82, 1984-85
MOST PLAYERS: 45 – 1990-91
LONGEST UNBEATEN STREAK: 15 games (8-0-7) – 11/27/52-12/28/52
LONGEST WINNING STREAK: 9 games (seven times) – 3/3/51-3/21/51; 2/27/55-3/20/55; 12/12/95-12/31/95; 3/3/96-3/22/96; 10/13/05-11/1/05; 10/25/06-11/14/06; 10/18/07-11/9/07
LONGEST UNBEATEN STREAK, HOME: 23 games (23-0-0) – 11/4/11-2/19/12
LONGEST WINNING STREAK, HOME: 23 games – 11/4/11-2/19/12
LONGEST UNBEATEN STREAK, ROAD: 15 games (10-0-5) – 10/18/51-12/20/51
LONGEST WINNING STREAK, ROAD: 12 games – 3/1/06-4/15/06
LONGEST UNBEATEN STREAK, START OF SEASON: 10 games (8-0-2) – 10/11/62-11/4/62
LONGEST WINNING STREAK, START OF SEASON: 6 games – 10/7/72-10/22/72
LONGEST HOME UNBEATEN STREAK, START OF SEASON: 17 games (13-0-4) – 10/11/56-11/4/62
LONGEST HOME WINNING STREAK, START OF SEASON: 7 games – 10/6/05-11/6/05
LONGEST ROAD UNBEATEN STREAK, START OF SEASON: 15 games (11-0-4) – 10/18/51-12/20/51
LONGEST ROAD WINNING STREAK, START OF SEASON: 5 games – 10/11/08-10/27/08
LONGEST WINLESS STREAK: 19 games (0-18-1) – 2/26/77-4/3/77
LONGEST LOSING STREAK: 14 games – 2/24/82-3/25/82
LONGEST WINLESS STREAK, HOME: 10 games (0-9-1) – 12/11/85-1/18/86
LONGEST LOSING STREAK, HOME: 7 games – 2/20/82-3/25/82
LONGEST WINLESS STREAK, ROAD: 26 games (0-23-3) – 12/15/76-4/3/77
LONGEST LOSING STREAK, ROAD: 14 games – 10/19/66-12/21/66
LONGEST WINLESS STREAK, START OF SEASON: 10 games (0-7-3) – 10/8/75-10/26/75
LONGEST LOSING STREAK, START OF SEASON: 5 games – 10/10/80-10/18/80
LONGEST HOME WINLESS STREAK, START OF SEASON: 5 games (twice) – 10/8/75-10/10/75 (0-2-3); 10/10/85-10/23/85 (0-1-4)
LONGEST HOME LOSING STREAK, START OF SEASON: 4 games – 10/4/18-10/26/18
LONGEST ROAD WINLESS STREAK, START OF SEASON: 19 games (0-18-1) – 10/19/66-1/14/67
LONGEST ROAD LOSING STREAK, START OF SEASON: 14 games – 10/19/66-12/21/66

DETROIT RED WINGS TEAM RECORDS

RED WINGS TEAM RECORDS - GAME

MOST GOALS FOR: 15 – 1/23/44 vs. NY Rangers (DET 15 - NYR 0)

MOST GOALS AGAINST: 13 – 1/2/71 at Toronto (TOR 13 - DET 0)

MOST POINTS: 37 – 1/23/44 vs. NY Rangers

MOST GOALS, PERIOD: 8 – 1/23/44 vs. NY Rangers

MOST POINTS, PERIOD: 22 – 1/23/44 vs. NY Rangers

FASTEST GOAL, START OF GAME: 0:06 – 1/28/73 at Montreal (Henry Boucha)

FASTEST TWO GOALS, START OF GAME: 0:37 – 12/4/87 vs. Chicago (Tim Higgins, Steve Yzerman)

FASTEST TWO GOALS: 0:05, twice – 3/20/10 at Vancouver (Todd Bertuzzi and Pavel Datsyuk); 11/24/07 vs. Columbus (Tomas Holmstrom and Pavel Datsyuk)

FASTEST THREE GOALS: 0:28 – 11/15/44 vs. Toronto (Hal Jackson, Steve Wochy, Don Grosso)

FASTEST FOUR GOALS: 1:55 – 12/28/99 at Buffalo (Igor Larionov, Nicklas Lidstrom, Aaron Ward, Pat Verbeek)

FASTEST FIVE GOALS: 4:54 – 11/25/87 vs. Winnipeg (Gerard Gallant, Adam Oates, Mel Bridgman, Jeff Sharples, Brent Ashton)

MOST POWER-PLAY GOALS: 6 – 11/5/42 vs. NY Rangers

MOST POWER-PLAY GOALS, PERIOD: 4, twice – 11/5/42 vs. NY Rangers

MOST POWER-PLAY GOALS AGAINST: 6 – 1/4/07 at San Jose

MOST POWER-PLAY GOALS AGAINST, PERIOD: 4 – 1/4/07 at San Jose (Mike Grier [2], Patrick Marleau, Ryane Clowe)

MOST SHORTHANDED GOALS: 3, four times – 3/22/96 vs. Colorado (Steve Yzerman, Keith Primeau, Viacheslav Fetisov); 2/11/94 vs. Philadelphia (Sergei Fedorov, Vyacheslav Kozlov, Steve Yzerman); 4/14/92 vs. Minnesota (Steve Yzerman [2], Sergei Fedorov); 1/9/90 vs. Minnesota (Shawn Burr [2], Steve Yzerman)

MOST SHORTHANDED GOALS, PERIOD: 2, several times – Last five times: 11/1/18 vs. New Jersey (Justin Abdelkader, Trevor Daley); 11/27/06 vs. Dallas (Kris Draper, Mathieu Schneider); 10/13/05 at Los Angeles (Kirk Maltby, Jiri Fischer); 12/17/99 vs. Colorado (Brendan Shanahan, Doug Brown); 3/22/96 vs. Colorado (Keith Primeau, Viacheslav Fetisov)

MOST SHORTHANDED GOALS AGAINST: 3 – 11/17/07 vs. Chicago (Rene Bourque [2], Patrick Sharp)

MOST SHORTHANDED GOALS AGAINST, PERIOD: 2, several times – Last time: 2/4/20 vs. Philadelphia (Kevin Hayes, Matt Niskanen)

ACTIVE PLAYERS IN CAPITALS

DETROIT RED WINGS INDIVIDUAL RECORDS

RED WINGS INDIVIDUAL RECORDS - CAREER

MOST GAMES PLAYED: 1687 – Gordie Howe
MOST CONSECUTIVE GAMES: 548 – Alex Delvecchio
MOST GOALS: 786 – Gordie Howe
MOST ASSISTS: 1063 – Steve Yzerman
MOST POINTS: 1809 – Gordie Howe
MOST PENALTY MINUTES: 2090 – Bob Probert
BEST PLUS-MINUS: +450 – Nicklas Lidstrom
MOST POINTS-PER-GAME: 1.18 – Marcel Dionne
MOST POWER-PLAY GOALS: 209 – Gordie Howe
MOST POWER-PLAY POINTS: 595 – Steve Yzerman
MOST SHORTHANDED GOALS: 50 – Steve Yzerman
MOST SHORTHANDED POINTS: 83 – Steve Yzerman
MOST GAME-WINNING GOALS: 121 – Gordie Howe
MOST OVERTIME GOALS: 12 – Sergei Fedorov
MOST GAMES WITH 3-OR-MORE GOALS: 18 – Gordie Howe, Steve Yzerman
MOST SHOOTOUT GOALS: 40, Pavel Datsyuk
MOST SHOOTOUT-DECIDING GOALS: 11, Pavel Datsyuk
MOST GOALS, DEFENSEMAN: 264 – Nicklas Lidstrom
MOST POWER-PLAY GOALS, DEFENSEMAN: 127 – Nicklas Lidstrom
MOST SEASONS LEADING TEAM IN POWER-PLAY GOALS: 13 – Gordie Howe
MOST SEASONS LEADING TEAM IN GAME-WINNING GOALS: 12 – Gordie Howe
MOST GAMES PLAYED, GOALIE: 734 – Terry Sawchuk
MOST WINS: 350 – Terry Sawchuk
MOST SHUTOUTS: 85 – Terry Sawchuk
MOST ASSISTS, GOALIE: 15 – Tim Cheveldae, Chris Osgood, Greg Stefan

RED WINGS INDIVIDUAL RECORDS - SEASON

MOST GOALS: 65 – Steve Yzerman, 1988-89
MOST ASSISTS: 90 – Steve Yzerman, 1988-89
MOST POINTS: 155 – Steve Yzerman, 1988-89
MOST GOALS, LINE: 140, 1988-89 – Steve Yzerman (65), Gerard Gallant (39), Paul MacLean (36)
MOST POINTS, LINE: 319, 1988-89 – Steve Yzerman (155), Gerard Gallant (93), Paul MacLean (71)
MOST GOALS, CENTER: 65 – Steve Yzerman, 1988-89
MOST GOALS, RIGHT WING: 52 – Ray Sheppard, 1993-94; Mickey Redmond, 1972-73
MOST GOALS, LEFT WING: 55 – John Ogradnick, 1984-85
MOST GOALS, DEFENSEMAN: 27 – Reed Larson, 1980-81
MOST GOALS, ROOKIE: 39 – Steve Yzerman, 1983-84
MOST GOALS, ROOKIE DEFENSEMAN: 19 – Reed Larson, 1977-78
MOST ASSISTS, CENTER: 90 – Steve Yzerman, 1988-89
MOST ASSISTS, RIGHT WING: 59 – Gordie Howe, 1968-69
MOST ASSISTS, LEFT WING: 55, twice – Ted Lindsay, 1949-50; 1956-57
MOST ASSISTS, DEFENSEMAN: 64 – Nicklas Lidstrom, 2005-06
MOST ASSISTS, GOALTENDER: 5 – Tim Cheveldae, 1990-91
MOST ASSISTS, ROOKIE: 49, twice – Nicklas Lidstrom, 1991-92; Marcel Dionne, 1971-72
MOST ASSISTS, ROOKIE DEFENSEMAN: 49 – Nicklas Lidstrom, 1991-92
MOST POINTS, CENTER: 155 – Steve Yzerman, 1988-89
MOST POINTS, RIGHT WING: 103 – Gordie Howe, 1968-69
MOST POINTS, LEFT WING: 105 – John Ogradnick, 1984-85
MOST POINTS, DEFENSEMAN: 80 – Nicklas Lidstrom, 2005-06
MOST POINTS, ROOKIE: 87 – Steve Yzerman, 1983-84
MOST POINTS, ROOKIE DEFENSEMAN: 60, twice – Nicklas Lidstrom, 1991-92; Reed Larson, 1977-78
MOST POWER-PLAY GOALS: 21, twice – Dino Ciccarelli, 1992-93; Mickey Redmond, 1973-74
MOST POWER-PLAY GOALS, DEFENSEMAN: 11, twice – Mathieu Schneider, 2005-06; Reed Larson, 1985-86

DETROIT RED WINGS INDIVIDUAL RECORDS

MOST POWER-PLAY GOALS, ROOKIE: 13 – Steve Yzerman, 1983-84

MOST GAME-WINNING GOALS: 11, twice – Sergei Fedorov, 1995-96; 2002-03

MOST GAME-WINNING GOALS, DEFENSEMAN: 5, twice – Reed Larson, 1983-84; Red Kelly, 1949-50

MOST GAME-WINNING GOALS, ROOKIE: 6 – Alex Delvecchio, 1951-52

LONGEST GOAL STREAK: 9 games, twice – Steve Yzerman, 14 goals from 1/29/92-2/12/92; 12 goals from 11/18/88-12/5/88;

LONGEST GOAL STREAK, START OF SEASON: 6 games – Steve Yzerman, 6 goals from 10/6/88-10/18/88

LONGEST POINT STREAK: 28 games – Steve Yzerman, 65 points from 11/1/88-1/4/89

LONGEST POINT STREAK, START OF SEASON: 17 games – Henrik Zetterberg, 27 points from 10/3/07-11/11/07

MOST SHOTS ON GOAL: 388 – Steve Yzerman, 1988-89

MOST PENALTY MINUTES: 398 – Bob Probert, 1987-88

MOST GAMES PLAYED, GOALIE: 72 – Tim Cheveldae, 1991-92

MOST MINUTES PLAYED, GOALIE: 4236 – Tim Cheveldae, 1991-92

MOST WINS, GOALIE: 44, twice – Terry Sawchuk, 1950-51; 1951-52

LONGEST WINNING STREAK, GOALIE: 13 – Chris Osgood, 1/30/96-3/20/96

LONGEST UNBEATEN STREAK, GOALIE: 21 – Chris Osgood, 19-0-2 from 1/10/96-3/27/96

BEST GOALS-AGAINST AVERAGE: 1.37 – Dolly Dolson, 1928-29

MOST SHUTOUTS: 12, four times – Glenn Hall, 1955-56; Terry Sawchuk, 1951-52; 1953-54; 1954-55

MOST CONSECUTIVE SHUTOUTS: 3, three times – Jim Rutherford, 12/31/75-1/8/76; Glenn Hall, 12/11/55-12/18/55; Terry Sawchuk, 11/7/54-11/13/54

LONGEST SHUTOUT STREAK: 234:04 – Terry Sawchuk, 11/6/54-11/14/54

MOST GAMES PLAYED, ROOKIE GOALIE: 70, three times – Roger Crozier, 1964-65; Glenn Hall, 1955-56; Terry Sawchuk, 1950-51

MOST WINS, ROOKIE GOALIE: 44 – Terry Sawchuk, 1950-51

MOST MINUTES PLAYED, ROOKIE GOALIE: 4200 – Terry Sawchuk, 1950-51

BEST GOALS-AGAINST AVERAGE, ROOKIE GOALIE: 1.37 – Dolly Dolson, 1928-29

MOST SHUTOUTS, ROOKIE GOALIE: 11 – Terry Sawchuk, 1950-51

RED WINGS INDIVIDUAL RECORDS - GAME

MOST GOALS: 6 – Syd Howe, 2/3/44 vs. NY Rangers

MOST ASSISTS: 7 – Billy Taylor, 3/16/47 at Chicago

MOST POINTS: 7, three times – Billy Taylor, 3/16/47 at Chicago (0-7-7); Don Grosso, 2/3/44 at NY Rangers (1-6-7); Carl Liscombe, 11/5/42 vs. NY Rangers (3-4-7)

MOST GOALS, PERIOD: 3, several times – Last time: Henrik Zetterberg, 1/18/15 vs. Buffalo

MOST POWER-PLAY GOALS: 3, four times – Tomas Holmstrom, 2/24/07 at Nashville; Henrik Zetterberg, 2/17/07 at Phoenix; Jimmy Carson, 12/27/89 at Toronto; Ted Lindsay, 3/20/55 vs. Montreal

MOST POWER-PLAY GOALS, PERIOD: 3 – Jimmy Carson, 12/27/89 at Toronto

MOST SHORTHANDED GOALS: 2, six times – DARREN HELM, 12/31/09 vs. Colorado; Kirk Maltby, 10/10/02 at San Jose; Brendan Shanahan, 10/4/01 at San Jose; Steve Yzerman, 4/8/93 at Tampa Bay; 4/14/92 at Minnesota; Shawn Burr, 1/9/90 vs. Minnesota

MOST SHORTHANDED GOALS, PERIOD: 2 – Shawn Burr, 1/9/90 vs. Minnesota

MOST ASSISTS, PERIOD: 4 – Joe Carveth, 1/23/44 vs. NY Rangers

MOST POINTS, PERIOD: 4, several times – Last five times: Henrik Zetterberg, 11/14/09 vs.

Anaheim; Doug Brown, 12/19/97 vs. New Jersey; Sergei Fedorov, 1/21/92 vs. Philadelphia; Steve Yzerman, 11/17/90 vs. Toronto; John Ogradnick, 12/4/84 vs. Toronto

MOST PENALTY MINUTES: 42 – Joe Kocur, 11/2/85 vs. St. Louis

MOST PENALTY MINUTES, PERIOD: 37 – Joe Kocur, 11/2/85 vs. St. Louis, 2nd

MOST PENALTIES: 8, twice – Bob Probert, 12/23/87 vs. Buffalo; Dennis Polonich, 3/24/76 vs. Washington

MOST PENALTIES, PERIOD: 6 – Joe Kocur, 11/2/85 vs. St. Louis, 2nd

#-Shares NHL record

ACTIVE PLAYERS IN CAPITALS

DETROIT RED WINGS SCORING LEADERS

INDIVIDUAL RECORDS - MINIMUM 100 POINTS

| RANK | PLAYER | YEARS | GP | G | A | PTS |
|------|--------------------------|----------|------------|------------|------------|------------|
| 1. | Gordie Howe | 25 | 1687 | 786 | 1023 | 1809 |
| 2. | Steve Yzerman | 22 | 1514 | 692 | 1063 | 1755 |
| 3. | Alex Delvecchio | 24 | 1550 | 456 | 825 | 1281 |
| 4. | Nicklas Lidstrom | 20 | 1564 | 264 | 878 | 1142 |
| 5. | Henrik Zetterberg | 15 | 1082 | 337 | 623 | 960 |
| 6. | Sergei Fedorov | 13 | 908 | 400 | 554 | 954 |
| 7. | Pavel Datsyuk | 14 | 953 | 314 | 604 | 918 |
| 8. | Norm Ullman | 13 | 875 | 324 | 434 | 758 |
| 9. | Ted Lindsay | 14 | 862 | 335 | 393 | 728 |
| 10. | Brendan Shanahan | 9 | 716 | 309 | 324 | 633 |
| 11. | Reed Larson | 10 | 708 | 188 | 382 | 570 |
| 12. | John Ogrodnick | 9 | 558 | 265 | 281 | 546 |
| 13. | Tomas Holmstrom | 15 | 1026 | 243 | 287 | 530 |
| 14. | Red Kelly | 13 | 846 | 162 | 310 | 472 |
| 15. | Gerard Gallant | 9 | 563 | 207 | 260 | 467 |
| | Nick Libett | 12 | 861 | 217 | 250 | 467 |
| 17. | Sid Abel | 12 | 570 | 183 | 280 | 463 |
| 18. | Syd Howe | 12 | 515 | 188 | 248 | 436 |
| 19. | Niklas Kronwall | 15 | 953 | 83 | 349 | 432 |
| 20. | Vyacheslav Kozlov | 10 | 607 | 202 | 213 | 415 |
| 21. | Igor Larionov | 8 | 539 | 89 | 308 | 397 |
| 22. | Johan Franzen | 12 | 602 | 187 | 183 | 370 |
| 23. | Marcel Dionne | 4 | 309 | 139 | 227 | 366 |
| 24. | Shawn Burr | 11 | 659 | 148 | 214 | 362 |
| 25. | Kris Draper | 17 | 1137 | 158 | 203 | 361 |
| 26. | Dale McCourt | 5 | 341 | 134 | 203 | 337 |
| 27. | Bruce MacGregor | 11 | 675 | 151 | 184 | 335 |
| 28. | Ebbie Goodfellow | 14 | 557 | 135 | 191 | 326 |
| 29. | Mickey Redmond | 6 | 317 | 177 | 132 | 309 |
| 30. | Herbie Lewis | 11 | 484 | 147 | 161 | 308 |
| 31. | Gary Bergman | 11 | 706 | 60 | 243 | 303 |
| 32. | Marcel Pronovost | 15 | 983 | 80 | 217 | 297 |
| 33. | Gustav Nyquist | 8 | 481 | 125 | 170 | 295 |
| 34. | Mud Bruneteau | 11 | 410 | 141 | 138 | 280 |
| 35. | Carl Liscombe | 9 | 380 | 137 | 140 | 277 |
| 36. | Larry Aurie | 12 | 489 | 147 | 128 | 275 |
| | Dan Cleary | 10 | 609 | 124 | 151 | 275 |
| | Darren McCarthy | 13 | 659 | 120 | 155 | 275 |
| 39. | VALTTERI FILPPULA | 9 | 553 | 106 | 166 | 272 |
| 40. | Steve Chiasson | 8 | 471 | 67 | 200 | 267 |
| 41. | DYLAN LARKIN | 5 | 389 | 107 | 159 | 266 |
| 42. | Ray Sheppard | 5 | 274 | 152 | 113 | 265 |
| 43. | Bob Probert | 9 | 474 | 114 | 145 | 259 |
| 44. | Walt McKechnie | 5 | 321 | 89 | 167 | 256 |
| 45. | Marty Pavelich | 10 | 634 | 93 | 159 | 252 |
| | Justin Abdelkader | 13 | 739 | 106 | 146 | 252 |
| 47. | Vaclav Nedomansky | 5 | 364 | 108 | 139 | 247 |

ACTIVE PLAYERS IN BOLD CAPITALS

DETROIT RED WINGS SCORING LEADERS

| RANK | PLAYER | YEARS | GP | G | A | PTS |
|------|-----------------------|-----------|------------|------------|------------|------------|
| 48. | DARREN HELM | 13 | 697 | 109 | 134 | 243 |
| 49. | Dino Ciccarelli | 4 | 254 | 107 | 133 | 240 |
| 50. | Paul Coffey | 4 | 231 | 46 | 193 | 239 |
| 51. | Joe Carveth | 8 | 322 | 104 | 130 | 234 |
| 52. | Keith Primeau | 6 | 363 | 97 | 133 | 230 |
| | Martin Lapointe | 10 | 552 | 108 | 122 | 230 |
| 54. | Petr Klima | 6 | 306 | 130 | 93 | 223 |
| 55. | Tomas Tatar | 7 | 407 | 115 | 107 | 222 |
| | Kirk Maltby | 14 | 908 | 107 | 115 | 222 |
| 57. | Ron Duguay | 3 | 227 | 90 | 127 | 217 |
| 58. | Parker MacDonald | 7 | 361 | 94 | 122 | 216 |
| 59. | Floyd Smith | 6 | 347 | 93 | 122 | 215 |
| | Earl Dutch Reibel | 5 | 306 | 74 | 141 | 215 |
| 61. | Jiri Hudler | 5 | 409 | 87 | 127 | 214 |
| | Metro Prystai | 8 | 433 | 91 | 123 | 214 |
| 63. | Willie Huber | 5 | 372 | 68 | 140 | 208 |
| 64. | Brett Hull | 3 | 245 | 92 | 115 | 207 |
| 65. | Brian Rafalski | 4 | 292 | 35 | 168 | 204 |
| 66. | Jimmy Carson | 4 | 240 | 100 | 102 | 202 |
| 67. | Red Berenson | 5 | 283 | 73 | 128 | 201 |
| 68. | Dave Barr | 5 | 293 | 82 | 118 | 200 |
| 69. | Adam Oates | 4 | 246 | 54 | 145 | 199 |
| 70. | Kelly Kisio | 4 | 236 | 68 | 129 | 197 |
| 71. | Frank Mahovlich | 4 | 198 | 108 | 88 | 196 |
| | Paul Woods | 7 | 501 | 72 | 124 | 196 |
| 73. | John Sorell | 8 | 347 | 96 | 87 | 183 |
| 74. | Danny Gare | 5 | 306 | 86 | 95 | 181 |
| 75. | Johnny Wilson | 8 | 379 | 79 | 100 | 179 |
| 76. | Vladimir Konstantinov | 6 | 446 | 47 | 128 | 175 |
| 77. | ANTHONY MANTHA | 5 | 260 | 84 | 89 | 173 |
| 78. | Doug Brown | 7 | 427 | 74 | 97 | 171 |
| | Larry Murphy | 5 | 312 | 35 | 136 | 171 |
| 80. | Paul Ysebaert | 3 | 210 | 84 | 86 | 170 |
| | Don Grosso | 7 | 234 | 71 | 99 | 170 |
| 82. | Mathieu Schneider | 4 | 231 | 48 | 116 | 164 |
| 83. | Mikael Samuelsson | 6 | 308 | 68 | 95 | 163 |
| 84. | Ivan Boldirev | 3 | 183 | 67 | 95 | 162 |
| 85. | Mike Foligno | 3 | 186 | 77 | 83 | 160 |
| 86. | Marty Barry | 4 | 192 | 60 | 94 | 154 |
| | Andreas Athanasiou | 5 | 294 | 83 | 71 | 154 |
| 88. | Garry Unger | 4 | 216 | 84 | 68 | 152 |
| | Chris Chelios | 9 | 550 | 21 | 131 | 152 |
| 90. | Todd Bertuzzi | 6 | 308 | 61 | 89 | 150 |
| 91. | Dean Prentice | 4 | 230 | 60 | 89 | 149 |
| | Mathieu Dandenault | 9 | 616 | 48 | 101 | 149 |
| 93. | Paul Henderson | 6 | 269 | 67 | 79 | 146 |
| 94. | Bill Hogaboam | 6 | 221 | 61 | 84 | 145 |

ACTIVE PLAYERS IN BOLD CAPITALS

DETROIT RED WINGS SCORING LEADERS

INDIVIDUAL RECORDS - MINIMUM 100 POINTS

| RANK | PLAYER | YEARS | GP | G | A | PTS |
|-------------|------------------------|----------|------------|-----------|-----------|------------|
| 95. | Jim McFadden | 4 | 253 | 64 | 78 | 142 |
| 96. | Mike Green | 5 | 303 | 37 | 104 | 141 |
| | Dennis Polonich | 8 | 390 | 59 | 82 | 141 |
| 98. | Guy Charron | 5 | 265 | 61 | 78 | 139 |
| 99. | Dan Maloney | 3 | 177 | 56 | 81 | 137 |
| 100. | Vic Stasiuk | 8 | 329 | 52 | 84 | 136 |
| 101. | Errol Thompson | 4 | 200 | 76 | 58 | 134 |
| | Eddie Wares | 6 | 218 | 50 | 84 | 134 |
| 103. | Lee Norwood | 5 | 259 | 36 | 96 | 132 |
| | Joe Kocur | 10 | 535 | 66 | 66 | 132 |
| 105. | Bill Collins | 4 | 239 | 54 | 77 | 131 |
| | Jason Williams | 7 | 247 | 55 | 76 | 131 |
| 107. | Bill Quackenbush | 7 | 314 | 40 | 90 | 130 |
| 108. | Greg Smith | 5 | 352 | 24 | 105 | 129 |
| 109. | John Chabot | 4 | 226 | 29 | 99 | 128 |
| 110. | Danny Grant | 4 | 174 | 64 | 62 | 126 |
| 111. | Bill Lohead | 5 | 296 | 65 | 60 | 125 |
| | Jonathan Ericsson | 13 | 680 | 27 | 98 | 125 |
| 113. | Yves Racine | 4 | 231 | 22 | 102 | 124 |
| 114. | Andre St. Laurent | 3 | 172 | 50 | 73 | 123 |
| | Glen Skov | 6 | 301 | 62 | 61 | 123 |
| | DANNY DeKEYSER | 8 | 441 | 29 | 94 | 123 |
| 117. | Dennis Hextall | 4 | 193 | 39 | 82 | 121 |
| 118. | Tim Ecclestone | 4 | 191 | 40 | 80 | 120 |
| 119. | Robert Lang | 3 | 159 | 40 | 79 | 119 |
| | TYLER BERTUZZI | 4 | 199 | 49 | 70 | 119 |
| 121. | FRANS NIELSEN | 4 | 290 | 47 | 71 | 118 |
| 122. | Carson Cooper | 5 | 223 | 68 | 48 | 116 |
| 123. | Pete Stemkowski | 4 | 170 | 51 | 63 | 114 |
| 124. | George Hay | 6 | 206 | 60 | 52 | 112 |
| | Bill Gadsby | 5 | 323 | 18 | 94 | 112 |
| 126. | LUKE GLENDENING | 7 | 500 | 51 | 60 | 111 |
| 127. | Mark Osborne | 2 | 160 | 45 | 65 | 110 |
| | Michel Bergeron | 4 | 174 | 64 | 46 | 110 |
| | Dwight Foster | 4 | 215 | 48 | 62 | 110 |
| 130. | Jack Stewart | 10 | 502 | 30 | 78 | 108 |
| 131. | Gerry Couture | 7 | 265 | 61 | 46 | 107 |
| | Drew Miller | 8 | 504 | 56 | 51 | 107 |
| 133. | Dan Labraaten | 3 | 198 | 52 | 54 | 106 |
| 134. | Mike Blaisdell | 3 | 192 | 44 | 61 | 105 |
| | Doug Barkley | 4 | 247 | 24 | 80 | 104 |
| 136. | Darren Veitch | 3 | 153 | 20 | 83 | 103 |
| | Bob Goldham | 6 | 406 | 11 | 92 | 103 |
| 138. | Adam Brown | 5 | 149 | 58 | 44 | 102 |
| 139. | Brad Park | 2 | 147 | 18 | 83 | 101 |
| 140. | Tony Leswick | 5 | 302 | 41 | 59 | 100 |
| | Warren Godfrey | 12 | 528 | 23 | 77 | 100 |

ACTIVE PLAYERS IN BOLD CAPITALS

DETROIT RED WINGS ALL-TIME SEASON LEADERS

| GOALS | | | ASSISTS | | POINTS | | | PENALTIES | | |
|---------|-------------------|-------|-------------------|-------|------------|----|----|-----------|-----------------|------|
| Season | Player | Total | Player | Total | Player | G | A | PTS | Player | PIM |
| 1926-27 | Sheppard | 14 | Sheppard | 8 | Sheppard | 14 | 8 | 22 | Sheppard | 60 |
| 1927-28 | Hay | 22 | Hay | 13 | Hay | 22 | 13 | 35 | Traub | 92 |
| 1928-29 | Cooper | 18 | Cooper | 9 | Cooper | 18 | 9 | 27 | Brydge | 67 |
| 1929-30 | Lewis | 19 | Cooper | 18 | Cooper | 18 | 18 | 36 | Rockburn | 101 |
| 1930-31 | Goodfellow | 25 | Goodfellow | 23 | Goodfellow | 25 | 23 | 48 | Rockburn | 124* |
| 1931-32 | Goodfellow | 14 | Goodfellow | 16 | Goodfellow | 14 | 16 | 30 | Noble | 74 |
| 1932-33 | Lewis | 20 | Voss | 15 | Lewis | 20 | 14 | 34 | Emms | 78 |
| 1933-34 | Sorrell | 21 | Aurie | 19 | Aurie | 16 | 19 | 35 | Emms | 51 |
| 1934-35 | S. Howe | 22 | Aurie | 29 | S. Howe | 22 | 25 | 47 | Goodfellow | 44 |
| 1935-36 | Barry | 21 | Lewis | 23 | Barry | 21 | 19 | 40 | Goodfellow | 69 |
| 1936-37 | Aurie | 23* | Barry | 27 | Barry | 17 | 27 | 44 | Goodfellow | 43 |
| 1937-38 | Liscombe | 14 | Barry | 20 | Lewis | 13 | 18 | 31 | Barry | 34 |
| 1938-39 | S. Howe | 16 | Barry | 28 | Barry | 13 | 28 | 41 | Conacher | 39 |
| 1939-40 | S. Howe | 14 | S. Howe | 23 | S. Howe | 14 | 23 | 37 | Orlando | 54 |
| 1940-41 | S. Howe | 20 | S. Howe | 24 | S. Howe | 20 | 24 | 44 | Orlando | 99* |
| 1941-42 | Grosso | 23 | Abel | 31 | Grosso | 23 | 30 | 53 | Orlando | 141* |
| 1942-43 | Bruneteau | 23 | S. Howe | 35 | S. Howe | 20 | 35 | 55 | Orlando | 109* |
| 1943-44 | Liscombe | 36 | Liscombe | 37 | Liscombe | 36 | 37 | 73 | Jackson | 76 |
| 1944-45 | Carveth | 26 | S. Howe | 36 | Carveth | 26 | 28 | 54 | Jackson | 45 |
| 1945-46 | Brown | 20 | Carveth/Armstrong | 18 | Carveth | 17 | 18 | 35 | Stewart | 73* |
| 1946-47 | Conacher | 30 | Taylor | 46* | Taylor | 17 | 46 | 63 | Stewart | 83 |
| 1947-48 | Lindsay | 33* | Abel | 30 | Lindsay | 33 | 19 | 52 | Lindsay | 95 |
| 1948-49 | Abel | 28* | Lindsay | 28 | Abel | 28 | 26 | 54 | Lindsay | 97 |
| | | | | | Lindsay | 26 | 28 | 54 | | |
| 1949-50 | G. Howe | 35 | Lindsay | 55* | Lindsay | 23 | 55 | 78* | Lindsay | 141 |
| 1950-51 | G. Howe | 43* | G. Howe | 43* | G. Howe | 43 | 43 | 86* | Lindsay | 110 |
| 1951-52 | G. Howe | 47* | G. Howe/Lindsay | 39* | G. Howe | 47 | 39 | 86* | Lindsay | 123 |
| 1952-53 | G. Howe | 49* | G. Howe | 46* | G. Howe | 49 | 46 | 95* | Lindsay | 111 |
| 1953-54 | G. Howe | 33 | G. Howe | 48* | G. Howe | 33 | 48 | 81* | Lindsay | 112 |
| 1954-55 | G. Howe | 29 | Reibel | 41 | Reibel | 25 | 41 | 66 | Leswick | 137 |
| 1955-56 | G. Howe | 38 | G. Howe | 41 | G. Howe | 38 | 41 | 79 | Lindsay | 161 |
| 1956-57 | G. Howe | 44* | Lindsay | 55* | G. Howe | 44 | 45 | 89* | Lindsay/Godfrey | 103 |
| 1957-58 | G. Howe | 33 | G. Howe | 44 | G. Howe | 33 | 44 | 77 | Kennedy | 135 |
| 1958-59 | G. Howe | 32 | G. Howe | 46 | G. Howe | 32 | 46 | 78 | Goegan | 109 |
| 1959-60 | G. Howe | 28 | G. Howe | 45 | G. Howe | 28 | 45 | 73 | Morrison | 62 |
| 1960-61 | Ullman | 28 | G. Howe | 49 | G. Howe | 23 | 49 | 72 | Young | 108 |
| 1961-62 | G. Howe | 33 | G. Howe | 44 | G. Howe | 33 | 44 | 77 | Gadsby | 88 |
| 1962-63 | G. Howe | 38* | G. Howe | 48 | G. Howe | 38 | 48 | 86* | Young | 273* |
| 1963-64 | G. Howe | 26 | G. Howe | 47 | G. Howe | 26 | 47 | 73 | Barkley | 115 |
| 1964-65 | Ullman | 42 | G. Howe | 47 | Ullman | 42 | 41 | 83 | Lindsay | 173 |
| 1965-66 | Ullman/Delvecchio | 31 | G. Howe | 46 | G. Howe | 29 | 46 | 75 | Watson | 133 |
| 1966-67 | MacGregor | 28 | Ullman | 44 | Ullman | 26 | 44 | 70 | Bergman | 129 |
| 1967-68 | G. Howe | 39 | Delvecchio | 48 | G. Howe | 39 | 43 | 82 | Douglas | 126 |
| 1968-69 | F. Mahovlich | 49 | G. Howe | 59 | G. Howe | 44 | 59 | 103 | Baun | 121 |
| 1969-70 | Unger | 42 | Delvecchio | 47 | G. Howe | 31 | 40 | 71 | Bergman | 122 |
| 1970-71 | Webster | 30 | Webster | 37 | Webster | 30 | 37 | 67 | Bergman | 151 |
| 1971-72 | Redmond | 42 | Dionne | 49 | Dionne | 28 | 49 | 77 | Bergman | 138 |
| 1972-73 | Redmond | 52 | Delvecchio | 53 | Redmond | 52 | 41 | 93 | Johnston | 169 |
| 1973-74 | Redmond | 51 | Dionne | 54 | Dionne | 24 | 53 | 78 | Johnston | 139 |
| 1974-75 | Grant | 50 | Dionne | 74 | Dionne | 47 | 74 | 121 | Watson | 238 |
| 1975-76 | Bergeron | 32 | McKechnie | 56 | McKechnie | 26 | 56 | 82 | Watson | 322 |
| 1976-77 | McKechnie | 25 | McKechnie | 34 | McKechnie | 24 | 34 | 59 | Polonich | 274 |

DETROIT RED WINGS ALL-TIME SEASON LEADERS

| Season | GOALS | | ASSISTS | | POINTS | | | | PENALTIES | |
|---------|--------------|-------|------------|-------|------------|----|----|-----|----------------|------|
| | Player | Total | Player | Total | Player | G | A | PTS | Player | PIM |
| 1977-78 | McCourt | 33 | Larson | 41 | McCourt | 33 | 39 | 72 | Polonich | 254 |
| 1978-79 | Nedomansky | 38 | Larson | 49 | Nedomansky | 38 | 35 | 73 | Polonich | 208 |
| 1979-80 | Foligno | 36 | McCourt | 51 | McCourt | 30 | 51 | 81 | Huber | 164 |
| 1980-81 | Ogrodnick | 35 | McCourt | 56 | McCourt | 30 | 56 | 86 | Korn | 246 |
| 1981-82 | Ogrodnick | 28 | Osborne | 41 | Osborne | 26 | 41 | 67 | Larson | 112 |
| 1982-83 | Ogrodnick | 41 | Larson | 52 | Ogrodnick | 41 | 44 | 85 | Gare | 107 |
| 1983-84 | Ogrodnick | 42 | Park | 53 | Yzerman | 39 | 48 | 87 | Paterson | 148 |
| 1984-85 | Ogrodnick | 55 | Yzerman | 59 | Ogrodnick | 55 | 50 | 105 | Gare/Williams | 163 |
| 1985-86 | Ogrodnick | 38 | Kisio | 48 | Shedden | 34 | 37 | 71 | Kocur | 377* |
| 1986-87 | Ashton | 40 | Yzerman | 59 | Yzerman | 31 | 59 | 90 | Kocur | 276 |
| 1987-88 | Yzerman | 50 | Yzerman | 52 | Yzerman | 50 | 52 | 102 | Probert | 398* |
| 1988-89 | Yzerman | 65 | Yzerman | 90 | Yzerman | 65 | 90 | 155 | Gallant | 230 |
| 1989-90 | Yzerman | 62 | Yzerman | 65 | Yzerman | 62 | 65 | 127 | Kocur | 268 |
| 1990-91 | Yzerman | 51 | Yzerman | 57 | Yzerman | 51 | 57 | 108 | Probert | 315 |
| 1991-92 | Yzerman | 45 | Yzerman | 58 | Yzerman | 45 | 58 | 103 | Probert | 276 |
| 1992-93 | Yzerman | 58 | Yzerman | 79 | Yzerman | 58 | 79 | 137 | Probert | 292 |
| 1993-94 | Fedorov | 56 | Fedorov | 64 | Fedorov | 56 | 64 | 120 | Probert | 275 |
| 1994-95 | Sheppard | 30 | Coffey | 44 | Coffey | 14 | 44 | 58 | Grimson | 147 |
| 1995-96 | Fedorov | 39 | Fedorov | 68 | Fedorov | 39 | 68 | 107 | Primeau | 168 |
| 1996-97 | Shanahan | 47 | Yzerman | 63 | Shanahan | 47 | 41 | 88 | Lapointe | 167 |
| 1997-98 | Shanahan | 28 | Yzerman | 45 | Yzerman | 24 | 45 | 69 | McCarty | 157 |
| 1998-99 | Shanahan | 31 | Larionov | 49 | Yzerman | 29 | 45 | 74 | Lapointe | 141 |
| 1999-00 | Shanahan | 41 | Lidstrom | 53 | Yzerman | 35 | 44 | 79 | Lapointe | 121 |
| 2000-01 | Fedorov | 32 | Lidstrom | 56 | Shanahan | 31 | 45 | 76 | Lapointe | 127 |
| 2001-02 | Shanahan | 37 | Shanahan | 38 | Shanahan | 37 | 38 | 75 | Chelios | 126 |
| 2002-03 | Hull | 37 | Fedorov | 47 | Fedorov | 36 | 47 | 83 | McCarty | 138 |
| 2003-04 | Datsyuk/Lang | 30 | Lang | 49 | Lang | 30 | 49 | 79 | Shanahan | 117 |
| 2004-05 | --- | | --- | | --- | | | | --- | |
| 2005-06 | Shanahan | 40 | Lidstrom | 64 | Datsyuk | 28 | 59 | 87 | Chelios | 108 |
| 2006-07 | Zetterberg | 33 | Datsyuk | 60 | Datsyuk | 27 | 60 | 87 | Lang/Schneider | 66 |
| 2007-08 | Zetterberg | 43 | Datsyuk | 66 | Datsyuk | 31 | 66 | 97 | Downey | 116 |
| 2008-09 | Hossa | 40 | Datsyuk | 65 | Datsyuk | 32 | 65 | 97 | Lilja | 66 |
| 2009-10 | Datsyuk | 27 | Zetterberg | 47 | Datsyuk | 27 | 43 | 70 | To. Bertuzzi | 80 |
| | | | | | Zetterberg | 23 | 47 | 70 | | |
| 2010-11 | Franzen | 28 | Zetterberg | 56 | Zetterberg | 24 | 56 | 80 | Ericsson | 87 |
| 2011-12 | Franzen | 29 | Datsyuk | 48 | Zetterberg | 22 | 47 | 69 | To. Bertuzzi | 64 |
| 2012-13 | Datsyuk | 15 | Zetterberg | 37 | Datsyuk | 15 | 34 | 49 | Tootoo | 78 |
| 2013-14 | Nyquist | 28 | Kronwall | 41 | Legwand | 14 | 37 | 51 | Quincey | 88 |
| 2014-15 | Tatar | 29 | Zetterberg | 49 | Zetterberg | 17 | 49 | 66 | Quincey | 77 |
| 2015-16 | Larkin | 23 | Zetterberg | 37 | Zetterberg | 13 | 37 | 50 | Abdelkader | 120 |
| 2016-17 | Tatar | 25 | Zetterberg | 51 | Zetterberg | 17 | 51 | 68 | Ericsson/Ott | 63 |
| 2017-18 | Mantha | 24 | Larkin | 47 | Larkin | 16 | 47 | 63 | Abdelkader | 78 |
| 2018-19 | Larkin | 32 | Larkin | 41 | Larkin | 32 | 41 | 73 | Larkin | 75 |
| 2019-20 | Ty. Bertuzzi | 21 | Larkin | 34 | Larkin | 19 | 34 | 53 | Hronek | 46 |

*League leader

DETROIT RED WINGS TOP SCORING SEASONS

GOALS

| Total | Player | Season |
|-------|-------------------|--------|
| 65 | Steve Yzerman | 88-89 |
| 62 | Steve Yzerman | 89-90 |
| 58 | Steve Yzerman | 92-93 |
| 56 | Sergei Fedorov | 93-94 |
| 55 | John Ogradnick | 84-85 |
| 52 | Mickey Redmond | 72-73 |
| | Ray Sheppard | 93-94 |
| 51 | Mickey Redmond | 73-74 |
| | Steve Yzerman | 90-91 |
| 50 | Danny Grant | 74-75 |
| | Steve Yzerman | 87-88 |
| 49 | Gordie Howe | 52-53 |
| | Frank Mahovlich | 68-69 |
| 47 | Gordie Howe | 51-52 |
| | Marcel Dionne | 74-75 |
| 46 | Brendan Shanahan | 96-97 |
| 45 | Steve Yzerman | 91-92 |
| 44 | Gordie Howe (2) | 56-57 |
| | | 68-69 |
| 43 | Gordie Howe | 50-51 |
| | Henrik Zetterberg | 07-08 |
| 42 | Norm Ullman | 64-65 |
| | Garry Unger | 69-70 |
| | Mickey Redmond | 71-72 |
| | John Ogradnick | 83-84 |
| 41 | John Ogradnick | 82-83 |
| | Dino Ciccarelli | 92-93 |
| | Brendan Shanahan | 99-00 |
| 40 | Marcel Dionne | 72-73 |
| | Brendan Shanahan | 05-06 |
| | Marian Hossa | 08-09 |
| 39 | Gordie Howe | 67-68 |
| | Steve Yzerman | 83-84 |
| | Gerard Gallant | 88-89 |
| | Sergei Fedorov | 95-96 |
| | Henrik Zetterberg | 05-06 |
| 38 | Gordie Howe (2) | 55-56 |
| | | 66-63 |
| | Frank Mahovlich | 69-70 |
| | Vaclav Nedomansky | 78-79 |
| | Ron Duguay | 84-85 |
| | John Ogradnick | 85-86 |
| | Gerard Gallant | 86-87 |
| 37 | Petr Klima | 87-88 |
| | Brendan Shanahan | 01-02 |
| | Brett Hull | 02-03 |
| 36 | Carl Liscombe | 43-44 |
| | Mike Foligno | 79-80 |
| | Paul MacLean | 88-89 |
| | Gerard Gallant | 89-90 |
| | Ray Sheppard | 91-92 |
| | Steve Yzerman | 95-96 |
| | Vyacheslav Kozlov | 95-96 |
| | Sergei Fedorov | 02-03 |
| 35 | Mud Bruneteau | 43-44 |
| | Gordie Howe | 49-50 |

| | | |
|----|----------------------|--------------|
| | Vaclav Nedomansky | 79-80 |
| | John Ogradnick | 80-81 |
| | Ivan Boldirev | 83-84 |
| | Paul Ysebaert | 91-92 |
| | Steve Yzerman | 99-00 |
| 34 | Sid Abel | 49-50 |
| | Errol Thompson | 79-80 |
| | Gerard Gallant | 87-88 |
| | Jimmy Carson | 91-92 |
| | Sergei Fedorov | 92-93 |
| | Paul Ysebaert | 92-93 |
| | Vyacheslav Kozlov | 93-94 |
| | Johan Franzen | 08-09 |
| 33 | Ted Lindsay | 47-48 |
| | Gordie Howe (3) | 53-54 |
| | | 57-58 |
| | | 61-62 |
| | Parker MacDonald | 62-63 |
| | Dale McCourt | 77-78 |
| | Ron Duguay | 83-84 |
| | Henrik Zetterberg | 06-07 |
| 32 | Syd Howe | 43-44 |
| | Ted Lindsay | 52-53 |
| | Gordie Howe | 58-59 |
| | Michel Bergeron | 75-76 |
| | Petr Klima | 85-86 |
| | Sergei Fedorov (2) | 91-92 |
| | | 00-01 |
| | Ray Sheppard | 92-93 |
| | Pavel Datsyuk | 08-09 |
| | DYLAN LARKIN | 18-19 |
| 31 | Norm Ullman | 65-66 |
| | Alex Delvecchio | 65-66 |
| | Gordie Howe | 69-70 |
| | Nick Libett | 71-72 |
| | Andre St. Laurent | 77-78 |
| | Steve Yzerman | 86-87 |
| | Sergei Fedorov (2) | 90-91 |
| | | 01-02 |
| | Keith Primeau | 93-94 |
| | Brendan Shanahan (2) | 98-99 |
| | | 00-01 |
| | Pavel Datsyuk | 07-08 |
| | Henrik Zetterberg | 08-09 |
| 30 | Roy Conacher | 46-47 |
| | Ted Lindsay (2) | 51-52 |
| | | 56-57 |
| | Norm Ullman | 67-68 |
| | Tom Webster | 70-71 |
| | Dale McCourt | 79-80 |
| | Dan Labraaten | 79-80 |
| | Dale McCourt | 80-81 |
| | Steve Yzerman | 84-85 |
| | Petr Klima | 86-87 |
| | Ray Sheppard | 95-96 |
| | Sergei Fedorov | 96-97 |
| | Brett Hull | 01-02 |

ACTIVE PLAYERS IN BOLD CAPITALS

DETROIT RED WINGS TOP SCORING SEASONS

GOALS (continued)

| Total | Player | Season |
|-------|--------------------|--------|
| 30 | Brendan Shanahan | 02-03 |
| | Robert Lang | 03-04 |
| | Pavel Datsyuk | 03-04 |
| | Tomas Holmstrom | 06-07 |
| | Andreas Athanasiou | 18-19 |

ASSISTS

| Total | Player | Season |
|-------|-------------------|--------|
| 90 | Steve Yzerman | 88-89 |
| 79 | Steve Yzerman | 92-93 |
| 74 | Marcel Dionne | 74-75 |
| 68 | Sergei Fedorov | 95-96 |
| 66 | Pavel Datsyuk | 07-08 |
| 65 | Steve Yzerman | 89-90 |
| | Pavel Datsyuk | 08-09 |
| 64 | Sergei Fedorov | 93-94 |
| | Nicklas Lidstrom | 05-06 |
| 63 | Paul Coffey | 93-94 |
| | Steve Yzerman | 96-97 |
| 62 | Adam Oates | 88-89 |
| 60 | Paul Coffey | 95-96 |
| | Pavel Datsyuk | 06-07 |
| | Nicklas Lidstrom | 07-08 |
| 59 | Gordie Howe | 68-69 |
| | Steve Yzerman (3) | 84-85 |
| | | 86-87 |
| | | 95-96 |
| | Pavel Datsyuk | 05-06 |
| 58 | Alex Delvecchio | 68-69 |
| | Steve Yzerman (2) | 91-92 |
| | | 93-94 |
| 57 | Steve Yzerman | 90-91 |
| 56 | Walt McKechnie | 75-76 |
| | Dale McCourt | 80-81 |
| | Dino Ciccarelli | 92-93 |
| | Nicklas Lidstrom | 00-01 |
| | Henrik Zetterberg | 10-11 |
| 55 | Ted Lindsay (2) | 49-50 |
| | | 56-57 |
| 54 | Marcel Dionne | 73-74 |
| | Gerard Gallant | 88-89 |
| | Sergei Fedorov | 91-92 |
| 53 | Alex Delvecchio | 72-73 |
| | Brad Park | 83-84 |
| | Sergei Fedorov | 92-93 |
| | Nicklas Lidstrom | 99-00 |
| 52 | Reed Larson | 82-83 |
| | Steve Yzerman | 87-88 |
| 51 | Dale McCourt | 79-80 |
| | Ron Duguay | 84-85 |
| | Igor Larionov | 95-96 |
| | Henrik Zetterberg | 16-17 |
| 50 | Marcel Dionne | 72-73 |
| | Peter Mahovlich | 79-80 |
| | John Ogradnick | 84-85 |
| | Steve Chiasson | 92-93 |

| | | |
|----|-----------------------|--------------|
| | Nicklas Lidstrom (2) | 95-96 |
| | | 01-02 |
| 49 | Gordie Howe | 60-61 |
| | Marcel Dionne | 71-72 |
| | Reed Larson | 78-79 |
| | Nicklas Lidstrom (2) | 91-92 |
| | | 06-07 |
| | Igor Larionov | 98-99 |
| | Robert Lang | 03-04 |
| | Henrik Zetterberg (2) | 07-08 |
| | | 14-15 |
| | Brian Rafalski | 08-09 |
| 48 | Gordie Howe (2) | 53-54 |
| | | 62-63 |
| | Alex Delvecchio | 67-68 |
| | Steve Yzerman | 83-84 |
| | Ivan Boldirev | 83-84 |
| | Kelly Kisio | 85-86 |
| | Sergei Fedorov | 90-91 |
| | Pavel Datsyuk | 11-12 |
| 47 | Gordie Howe (2) | 63-64 |
| | | 64-65 |
| | Alex Delvecchio | 69-70 |
| | Ron Duguay | 83-84 |
| | Sergei Fedorov | 02-03 |
| | Henrik Zetterberg (2) | 09-10 |
| | | 11-12 |
| | DYLAN LARKIN | 17-18 |
| 46 | Billy Taylor | 46-47 |
| | Gordie Howe (3) | 52-53 |
| | | 58-59 |
| | | 65-66 |
| | Nicklas Lidstrom (2) | 93-94 |
| | | 10-11 |
| | Henrik Zetterberg | 05-06 |
| 45 | Gordie Howe (2) | 56-57 |
| | | 59-60 |
| | Alex Delvecchio | 71-72 |
| | Reed Larson | 84-85 |
| | Darren Veitch | 86-87 |
| | Steve Yzerman (2) | 97-98 |
| | | 98-99 |
| | Brendan Shanahan | 00-01 |
| | Niklas Kronwall | 08-09 |
| | Henrik Zetterberg | 17-18 |
| 44 | Gordie Howe (2) | 57-58 |
| | | 61-62 |
| | Alex Delvecchio | 62-63 |
| | Norm Ullman | 66-67 |
| | Reed Larson | 79-80 |
| | John Ogrondick | 82-83 |
| | John Chabot | 87-88 |
| | Gerard Gallant | 89-90 |
| | Paul Coffey | 95 |
| | Steve Yzerman | 99-00 |
| | Nicklas Lidstrom | 02-03 |
| | Brian Rafalski | 10-11 |

ACTIVE PLAYERS IN BOLD CAPITALS

DETROIT RED WINGS TOP SCORING SEASONS

ASSISTS (continued)

| | | |
|----|--------------------------------|--------------|
| 43 | Gordie Howe (2)..... | 50-51 |
| | | 67-68 |
| | Alex Delvecchio (2) | 52-53 |
| | | 61-62 |
| | Dale McCourt | 78-79 |
| | Nicklas Lidstrom (2) | 98-99 |
| | Brett Hull | 03-04 |
| | | 08-09 |
| | Pavel Datsyuk | 09-10 |
| | VALTTERI FILPPULA | 11-12 |
| 42 | Norm Ullman | 60-61 |
| | Alex Delvecchio | 64-65 |
| | Red Berenson | 73-74 |
| | Keith Primeau | 93-94 |
| | Igor Larionov | 96-97 |
| | Nicklas Lidstrom (2) | 96-97 |
| | | 97-98 |
| | Larry Murphy | 98-99 |
| | Robert Lang | 05-06 |
| | Brian Rafalski | 07-08 |
| | Henrik Zetterberg | 08-09 |
| 41 | Dutch Reibel | 54-55 |
| | Gordie Howe | 55-56 |
| | Norm Ullman (2) | 60-61 |
| | | 65-66 |
| | Red Berenson | 71-72 |
| | Mickey Redmond | 72-73 |
| | Reed Larson | 77-78 |
| | | 85-86 |
| | Mark Osborne | 81-82 |
| | Kelly Kisio | 84-85 |
| | Ray Sheppard | 93-94 |
| | Brendan Shanahan (2) | 96-97 |
| | | 05-06 |
| | Larry Murphy | 97-98 |
| | Mathieu Schneider | 06-07 |
| | Niklas Kronwall | 13-14 |
| | DYLAN LARKIN | 18-19 |
| 40 | Gordie Howe (2)..... | 66-67 |
| | | 69-70 |
| | Adam Oates | 87-88 |
| | John Chabot | 89-90 |
| | Bernie Federko | 89-90 |
| | Yves Racine | 90-91 |
| | Paul Ysebaert | 91-92 |
| | Nicklas Lidstrom | 09-10 |

POINTS

| | | |
|-----|----------------------|-------|
| 155 | Steve Yzerman..... | 88-89 |
| 137 | Steve Yzerman..... | 92-93 |
| 127 | Steve Yzerman..... | 89-90 |
| 121 | Marcel Dionne..... | 74-75 |
| 120 | Sergei Fedorov | 93-94 |
| 108 | Steve Yzerman..... | 90-91 |
| 107 | Sergei Fedorov | 95-96 |

| | | |
|-----|-------------------------|-------|
| 105 | John Ogradnick | 84-85 |
| 103 | Gordie Howe..... | 68-69 |
| | Steve Yzerman..... | 91-92 |
| 102 | Steve Yzerman..... | 87-88 |
| 97 | Dino Ciccarelli | 92-93 |
| | Pavel Datsyuk (2) | 07-08 |
| | | 08-09 |
| 95 | Gordie Howe..... | 52-53 |
| | Steve Yzerman..... | 95-96 |
| 93 | Mickey Redmond | 72-73 |
| | Gerard Gallant | 88-89 |
| | Ray Sheppard | 93-94 |
| 92 | Henrik Zetterberg | 07-08 |
| 90 | Marcel Dionne | 72-73 |
| | Steve Yzerman..... | 86-87 |
| 89 | Gordie Howe..... | 56-57 |
| | Ron Duguay | 84-85 |
| | Steve Yzerman..... | 84-85 |
| 87 | Danny Grant | 74-75 |
| | Steve Yzerman..... | 83-84 |
| | Sergei Fedorov | 92-93 |
| | Brendan Shanahan | 96-97 |
| | Pavel Datsyuk (2) | 05-06 |
| | | 06-07 |
| 86 | Gordie Howe (3)..... | 50-51 |
| | | 51-52 |
| | | 62-63 |
| | Dale McCourt | 80-81 |
| | Sergei Fedorov | 91-92 |
| 85 | Ted Lindsay | 56-57 |
| | John Ogradnick | 82-83 |
| | Steve Yzerman..... | 96-97 |
| | Henrik Zetterberg | 05-06 |
| 83 | Norm Ullman | 64-65 |
| | Alex Delvecchio | 68-69 |
| | Ivan Boldirev | 83-84 |
| | Sergei Fedorov | 02-03 |
| 82 | Gordie Howe..... | 67-68 |
| | Walt McKechnie | 75-76 |
| | Steve Yzerman..... | 93-94 |
| 81 | Gordie Howe..... | 53-54 |
| | Dale McCourt | 79-80 |
| | Brendan Shanahan | 05-06 |
| 80 | Ron Duguay | 83-84 |
| | Gerard Gallant | 89-90 |
| | Nicklas Lidstrom | 05-06 |
| | Henrik Zetterberg | 10-11 |
| 79 | Gordie Howe..... | 55-56 |
| | Sergei Fedorov | 90-91 |
| | Steve Yzerman..... | 99-00 |
| | Robert Lang | 03-04 |
| 78 | Ted Lindsay | 49-50 |
| | Gordie Howe..... | 58-59 |
| | Frank Mahovlich | 68-69 |
| | Marcel Dionne | 73-74 |
| | John Ogradnick | 83-84 |

ACTIVE PLAYERS IN BOLD CAPITALS

DETROIT RED WINGS TOP SCORING SEASONS

POINTS (continued)

| | | |
|----|----------------------------|--------------|
| 78 | Adam Oates..... | 88-89 |
| | Brendan Shanahan..... | 99-00 |
| 77 | Gordie Howe (2)..... | 57-58 |
| | | 61-62 |
| | Marcel Dionne..... | 71-72 |
| | Mickey Redmond..... | 73-74 |
| | Paul Coffey..... | 93-94 |
| 76 | Gordie Howe..... | 64-65 |
| | Brendan Shanahan..... | 00-01 |
| | Brett Hull..... | 02-03 |
| 75 | Gordie Howe..... | 65-66 |
| | Paul Ysebaert..... | 91-92 |
| | Brendan Shanahan..... | 01-02 |
| 74 | Vaclav Nedomansky..... | 79-80 |
| | Reed Larson..... | 82-83 |
| | Paul Coffey..... | 95-96 |
| | Steve Yzerman..... | 98-99 |
| 73 | Carl Liscombe..... | 43-44 |
| | Gordie Howe (2)..... | 59-60 |
| | | 63-64 |
| | Vaclav Nedomansky..... | 78-79 |
| | Gerard Gallant..... | 87-88 |
| | Keith Primeau..... | 93-94 |
| | Vyacheslav Kozlov (2)..... | 93-94 |
| | | 95-96 |
| | Igor Larionov..... | 95-96 |
| | Nicklas Lidstrom..... | 99-00 |
| | Henrik Zetterberg..... | 08-09 |
| | DYLAN LARKIN..... | 18-19 |
| 72 | Gordie Howe..... | 60-61 |
| | Norm Ullman..... | 65-66 |
| | Dale McCourt..... | 77-78 |
| | Gerard Gallant..... | 86-87 |
| 71 | Ted Lindsay..... | 52-53 |
| | Gordie Howe..... | 69-70 |
| | Mickey Redmond..... | 71-72 |
| | Alex Delvecchio..... | 72-73 |
| | Dale McCourt..... | 78-79 |
| | Mike Foligno..... | 79-80 |
| | Paul MacLean..... | 88-89 |
| | Nicklas Lidstrom..... | 00-01 |
| | Marian Hossa..... | 08-09 |
| 70 | Norm Ullman (2)..... | 60-61 |
| | | 66-67 |
| | Alex Delvecchio..... | 67-68 |
| | Frank Mahovlich..... | 69-70 |
| | Andre St. Laurent..... | 77-78 |
| | John Ogradnick (2)..... | 80-81 |
| | | 85-86 |
| | Nicklas Lidstrom..... | 07-08 |
| | Pavel Datsyuk..... | 09-10 |
| | Henrik Zetterberg..... | 09-10 |

RED WINGS ALL-TIME GOALTENDING RECORDS

GOALTENDERS' ALL-TIME RECORDS (BY WINS)

| PLAYER.....YRS | GP | WON | LOST | TIED | OT | GA | SO | AVG |
|-------------------------------|-----------|-----------|-----------|----------|----------|------------|----------|-------------|
| Terry Sawchuk.....14 | 734 | 352 | 244 | 130 | 0 | 1,782 | 85 | 2.46 |
| Chris Osgood.....14 | 565 | 317 | 149 | 46 | 29 | 1,344 | 39 | 2.49 |
| Jimmy Howard.....14 | 543 | 246 | 196 | 0 | 70 | 1,343 | 24 | 2.62 |
| Harry Lumley.....7 | 324 | 163 | 105 | 56 | 0 | 890 | 26 | 2.75 |
| Roger Crozier.....7 | 313 | 131 | 121 | 41 | 0 | 853 | 20 | 2.93 |
| Tim Cheveldae.....6 | 264 | 128 | 93 | 30 | 0 | 851 | 9 | 3.39 |
| Greg Stefan.....9 | 299 | 115 | 127 | 30 | 0 | 1,068 | 5 | 3.92 |
| Dominik Hasek.....4 | 176 | 114 | 39 | 10 | 9 | 368 | 20 | 2.13 |
| Manny Legace.....6 | 180 | 112 | 34 | 16 | 3 | 368 | 13 | 2.18 |
| Jim Rutherford.....10 | 314 | 97 | 165 | 43 | 0 | 1,114 | 10 | 3.69 |
| Roy Edwards.....6 | 221 | 95 | 74 | 34 | 0 | 601 | 12 | 2.94 |
| Norm Smith.....7 | 178 | 76 | 71 | 31 | 0 | 417 | 17 | 2.26 |
| Glenn Hall.....4 | 148 | 74 | 45 | 29 | 0 | 314 | 17 | 2.12 |
| Petr Mrazek.....6 | 166 | 72 | 58 | 0 | 20 | 397 | 13 | 2.60 |
| John Mowers.....4 | 152 | 65 | 61 | 26 | 0 | 399 | 15 | 2.56 |
| Glen Hanlon.....5 | 186 | 65 | 71 | 26 | 0 | 569 | 7 | 3.47 |
| Mike Vernon.....3 | 95 | 53 | 24 | 14 | 0 | 225 | 4 | 2.40 |
| Curtis Joseph.....2 | 92 | 50 | 29 | 9 | 0 | 216 | 7 | 2.46 |
| John Ross Roach.....3 | 90 | 41 | 34 | 14 | 0 | 201 | 15 | 2.20 |
| Clarence Dolson.....3 | 93 | 35 | 41 | 17 | 0 | 192 | 16 | 1.98 |
| Hank Bassen.....6 | 98 | 33 | 38 | 19 | 0 | 274 | 3 | 2.99 |
| Cecil Thompson.....2 | 85 | 32 | 41 | 12 | 0 | 225 | 7 | 2.65 |
| Ty Conklin.....2 | 55 | 30 | 17 | 0 | 3 | 138 | 7 | 2.71 |
| Harry Holmes.....2 | 85 | 30 | 45 | 10 | 0 | 179 | 17 | 1.98 |
| Rogie Vachon.....2 | 109 | 30 | 57 | 19 | 0 | 398 | 4 | 3.74 |
| Corrado Micallef.....5 | 113 | 26 | 59 | 15 | 0 | 409 | 2 | 4.23 |
| JONATHAN BERNIER.....2 | 81 | 24 | 40 | 0 | 8 | 224 | 2 | 3.04 |
| Connie Dion.....2 | 38 | 23 | 11 | 4 | 0 | 119 | 1 | 3.13 |
| Eddie Giacomin.....3 | 71 | 23 | 37 | 7 | 0 | 234 | 5 | 3.47 |
| Jonas Gustavsson.....3 | 41 | 21 | 12 | 0 | 6 | 100 | 2 | 2.66 |
| Gilles Gilbert.....3 | 95 | 21 | 48 | 16 | 0 | 365 | 0 | 4.18 |
| Al Smith.....1 | 43 | 18 | 20 | 4 | 0 | 135 | 4 | 3.24 |
| Alex Connell.....1 | 48 | 18 | 20 | 10 | 0 | 108 | 6 | 2.25 |
| Vince Riendeau.....3 | 32 | 17 | 8 | 2 | 0 | 89 | 0 | 3.28 |
| Doug Grant.....3 | 46 | 17 | 22 | 2 | 0 | 182 | 1 | 4.34 |
| Wilf Cude.....1 | 29 | 15 | 6 | 8 | 0 | 47 | 4 | 1.52 |
| Ken Wregget.....1 | 29 | 14 | 10 | 2 | 0 | 70 | 0 | 2.66 |
| Joey MacDonald.....3 | 37 | 14 | 15 | 0 | 5 | 87 | 1 | 2.62 |
| Bill Beveridge.....1 | 39 | 14 | 20 | 5 | 0 | 109 | 2 | 2.71 |
| Kevin Hodson.....4 | 35 | 13 | 7 | 4 | 0 | 64 | 4 | 2.37 |
| Joe Daley.....1 | 29 | 11 | 10 | 5 | 0 | 85 | 0 | 3.15 |
| Bob Sauve.....1 | 41 | 11 | 25 | 4 | 0 | 165 | 0 | 4.19 |
| Norm Maracle.....2 | 20 | 10 | 7 | 2 | 0 | 37 | 0 | 2.22 |
| Ed Mio.....3 | 49 | 10 | 20 | 5 | 0 | 205 | 1 | 5.00 |
| Ron Low.....1 | 32 | 9 | 12 | 9 | 0 | 102 | 1 | 3.37 |
| Denis DeJordy.....2 | 25 | 8 | 12 | 3 | 0 | 87 | 1 | 3.86 |
| Jim Franks.....2 | 18 | 7 | 8 | 3 | 0 | 72 | 1 | 4.00 |
| George Gardner.....3 | 24 | 7 | 7 | 3 | 0 | 69 | 0 | 3.59 |
| Andy Brown.....2 | 17 | 6 | 6 | 3 | 0 | 57 | 0 | 3.80 |
| Larry Lozinski.....1 | 30 | 6 | 11 | 7 | 0 | 105 | 0 | 4.32 |
| Mark Laforest.....2 | 33 | 6 | 22 | 0 | 0 | 126 | 1 | 4.71 |
| Dennis Riggan.....2 | 18 | 5 | 9 | 2 | 0 | 54 | 1 | 3.27 |
| Jared Coreau.....2 | 21 | 5 | 9 | 0 | 4 | 68 | 2 | 3.74 |
| Bill McKenzie.....2 | 26 | 5 | 13 | 6 | 0 | 101 | 1 | 4.15 |
| Sam St. Laurent.....4 | 30 | 5 | 11 | 4 | 0 | 79 | 0 | 3.76 |
| Bob Essensa.....1 | 13 | 4 | 7 | 2 | 0 | 34 | 1 | 2.62 |
| Bill Ranford.....1 | 4 | 3 | 0 | 1 | 0 | 8 | 0 | 1.96 |
| Greg Millen.....1 | 10 | 3 | 2 | 3 | 0 | 22 | 0 | 2.71 |
| Don McLeod.....1 | 14 | 3 | 7 | 0 | 0 | 60 | 0 | 5.16 |
| Terry Richardson.....4 | 19 | 3 | 10 | 0 | 0 | 75 | 0 | 5.39 |
| Dave Gatherum.....1 | 3 | 2 | 1 | 0 | 0 | 3 | 1 | 1.00 |
| Bob Perreault.....1 | 3 | 2 | 1 | 0 | 0 | 9 | 1 | 3.00 |
| Harvey Teno.....1 | 5 | 2 | 3 | 0 | 0 | 15 | 0 | 3.00 |
| Marc Lamothe.....1 | 2 | 1 | 0 | 1 | 0 | 3 | 0 | 1.44 |

ACTIVE PLAYERS IN BOLD CAPITALS

RED WINGS ALL-TIME GOALTENDING RECORDS

GOALTENDERS' ALL-TIME RECORDS (BY WINS)

| PLAYER.....YRS | GP | WON | LOST | TIED | OT | GA | SO | AVG |
|-----------------------------|----------|----------|----------|----------|----------|-----------|----------|-------------|
| Tom McCollum.....2 | 3 | 1 | 0 | 0 | 0 | 4 | 0 | 3.00 |
| Herb Stuart.....1 | 3 | 1 | 2 | 0 | 0 | 5 | 0 | 1.67 |
| Peter Ing.....1 | 3 | 1 | 2 | 0 | 0 | 15 | 0 | 5.29 |
| Gerry Gray.....1 | 7 | 1 | 4 | 1 | 0 | 30 | 0 | 4.73 |
| Lefty Wilson.....1 | 1 | 0 | 0 | 0 | 0 | 0 | 0 | 0.00 |
| Tom McGratton.....1 | 1 | 0 | 0 | 0 | 0 | 1 | 0 | 7.50 |
| KADEN FULCHER.....1 | 1 | 0 | 0 | 0 | 0 | 2 | 0 | 4.41 |
| Chris Pusey.....1 | 1 | 0 | 0 | 0 | 0 | 3 | 0 | 4.50 |
| Joe Turner.....1 | 1 | 0 | 0 | 1 | 0 | 3 | 0 | 3.00 |
| Abbie Cox.....1 | 1 | 0 | 0 | 1 | 0 | 4 | 0 | 4.00 |
| Claude Bourque.....1 | 1 | 0 | 1 | 0 | 0 | 3 | 0 | 3.00 |
| Alf Moore.....1 | 1 | 0 | 1 | 0 | 0 | 3 | 0 | 3.00 |
| Pat Rupp.....1 | 1 | 0 | 1 | 0 | 0 | 4 | 0 | 4.00 |
| Harrison Gray.....1 | 1 | 0 | 1 | 0 | 0 | 5 | 0 | 7.50 |
| Al Jensen.....1 | 1 | 0 | 1 | 0 | 0 | 7 | 0 | 7.00 |
| Scott King.....2 | 2 | 0 | 0 | 0 | 0 | 3 | 0 | 2.95 |
| Ralph Almas.....2 | 2 | 0 | 1 | 1 | 0 | 8 | 0 | 4.00 |
| Carl Wetzel.....1 | 2 | 0 | 1 | 0 | 0 | 4 | 0 | 8.00 |
| Dave Gagnon.....1 | 2 | 0 | 1 | 0 | 0 | 6 | 0 | 10.29 |
| Darren Eliot.....1 | 3 | 0 | 0 | 1 | 0 | 9 | 0 | 5.57 |
| Ken Holland.....1 | 3 | 0 | 1 | 1 | 0 | 11 | 0 | 4.11 |
| Eric Comrie.....1 | 3 | 0 | 2 | 0 | 0 | 9 | 0 | 4.28 |
| CALVIN PICKARD.....1 | 3 | 0 | 2 | 0 | 0 | 15 | 0 | 5.46 |
| Gillies Boisvert.....1 | 3 | 0 | 3 | 0 | 0 | 9 | 0 | 3.00 |
| Alain Chevrier.....1 | 3 | 0 | 3 | 0 | 0 | 11 | 0 | 6.11 |
| Claude Legris.....2 | 4 | 0 | 1 | 1 | 0 | 4 | 0 | 2.66 |
| Pete McDuffe.....1 | 4 | 0 | 3 | 1 | 0 | 22 | 0 | 5.50 |
| Allan Bester.....2 | 4 | 0 | 3 | 0 | 0 | 15 | 0 | 4.31 |

ACTIVE PLAYERS IN BOLD CAPITALS

GOALTENDING LEADERS REGULAR SEASON (MINIMUM 5 SHUTOUTS OR 30 WINS)

SHUTOUTS

| | |
|------------------|----------------------------|
| T. Sawchuk - 12 | 51-52; 53-54; 54-55 |
| G. Hall - 12 | 55-56 |
| H. Holmes - 11 | 27-28 |
| T. Sawchuk - 11 | 50-51 |
| C. Dolson - 10 | 28-29 |
| J. R. Roach - 10 | 32-33 |
| T. Sawchuk - 9 | 52-53 |
| D. Hasek - 8 | 06-07 |
| H. Lumley - 7 | 47-48; 49-50 |
| R. Crozier - 7 | 65-66 |
| M. Legace - 7 | 05-06 |
| H. Holmes - 6 | 26-27 |
| C. Dolson - 6 | 30-31 |
| A. Connell - 6 | 31-32 |
| N. Smith - 6 | 35-36; 36-37 |
| J. Mowers - 6 | 42-43 |
| H. Lumley - 6 | 48-49 |
| R. Crozier - 6 | 64-65 |
| R. Edwards - 6 | *72-73 |
| C. Osgood - 6 | 96-97; 97-98; 99-00 |
| T. Conklin - 6 | 08-09 |
| J. Howard - 6 | 11-12 |
| J. Mowers - 5 | 41-42 |
| T. Sawchuk - 5 | 58-59; 59-60; 61-62; 63-64 |
| C. Osgood - 5 | 95-96 |
| D. Hasek - 5 | 01-02; 07-08 |
| C. Joseph - 5 | 02-03 |
| J. Howard - 5 | 12-13 |

WINS

| | |
|-------------------|--------------|
| T. Sawchuk - 44 | 50-51; 51-52 |
| +D. Hasek - 41 | 01-02 |
| T. Sawchuk - 40 | 54-55 |
| R. Crozier - 40 | 64-65 |
| +C. Osgood - 39 | 95-96 |
| G. Hall - 38 | 56-57 |
| T. Cheveldae - 38 | 91-92 |
| D. Hasek - 38 | 06-07 |
| M. Legace - 37 | 05-06 |
| J. Howard - 37 | 09-10; 10-11 |
| T. Sawchuk - 35 | 53-54 |
| J. Howard - 35 | 11-12 |
| H. Lumley - 34 | 48-49 |
| T. Cheveldae - 34 | 92-93 |
| C. Osgood - 34 | 98-99 |
| C. Joseph - 34 | 02-03 |
| H. Lumley - 33 | 49-50 |
| C. Osgood - 33 | 97-98 |
| T. Sawchuk - 32 | 52-53 |
| H. Lumley - 30 | 47-48 |
| G. Hall - 30 | 55-56 |
| T. Cheveldae - 30 | 90-91 |
| C. Osgood - 30 | 99-00 |

+ - Led NHL, * - Shared NHL lead

SEASON-BY-SEASON GOALTENDING RECORDS

| SEASON | GAMES | WINS | SHUTOUTS | G.A.A. |
|---------|---------------|---------------|------------------|-----------------|
| 1926-27 | Holmes 41 | Holmes 11 | Holmes 6 | Holmes 2.23 |
| 1927-28 | Dolson 44 | Dolson 19 | Dolson 11 | Dolson 1.73 |
| 1928-29 | Dolson 44 | Dolson 19 | Dolson 10 | Dolson 1.37 |
| 1929-30 | Beveridge 39 | Beveridge 14 | Beveridge 2 | Beveridge 2.71 |
| 1930-31 | Dolson 44 | Dolson 16 | Dolson 6 | Dolson 2.29 |
| 1931-32 | Connell 48 | Connell 18 | Connell 6 | Connell 2.12 |
| 1932-33 | Roach 48 | Roach 25 | Roach 10 | Roach 1.88 |
| 1933-34 | Cude 29 | Cude 15 | Cude 4 | Cude 1.52 |
| 1934-35 | Smith 25 | Smith 12 | Roach 4 | Smith 2.01 |
| 1935-36 | Smith 48 | Smith 24 | Smith 6 | Smith 2.04 |
| 1936-37 | Smith 48 | Smith 25 | Smith 6 | Smith 2.05 |
| 1937-38 | Smith 47 | Smith 11 | Smith 3 | Smith 2.66 |
| 1938-39 | Thompson 39 | Thompson 16 | Thompson 4 | Thompson 2.53 |
| 1939-40 | Thompson 46 | Thompson 16 | Thompson 3 | Thompson 2.54 |
| 1940-41 | Mowers 48 | Mowers 21 | Mowers 4 | Mowers 2.01 |
| 1941-42 | Mowers 47 | Mowers 19 | Mowers 5 | Mowers 3.00 |
| 1942-43 | Mowers 50 | Mowers 25 | Mowers 6 | Mowers 2.47 |
| 1943-44 | Dion 26 | Dion 17 | Dion/Franks 1 | Dion 3.08 |
| 1944-45 | Lumley 37 | Lumley 24 | Lumley 1 | Lumley 3.22 |
| 1945-46 | Lumley 50 | Lumley 20 | Lumley 2 | Lumley 3.18 |
| 1946-47 | Lumley 52 | Lumley 22 | Lumley 3 | Lumley 3.06 |
| 1947-48 | Lumley 60 | Lumley 30 | Lumley 7 | Lumley 2.46 |
| 1948-49 | Lumley 60 | Lumley 34 | Lumley 6 | Lumley 2.42 |
| 1949-50 | Lumley 63 | Lumley 33 | Lumley 7 | Lumley 2.35 |
| 1950-51 | Sawchuk 70 | Sawchuk 44 | Sawchuk 11 | Sawchuk 1.99 |
| 1951-52 | Sawchuk 70 | Sawchuk 44 | Sawchuk 12 | Sawchuk 1.90 |
| 1952-53 | Sawchuk 63 | Sawchuk 32 | Sawchuk 9 | Sawchuk 1.90 |
| 1953-54 | Sawchuk 67 | Sawchuk 35 | Sawchuk 12 | Sawchuk 1.94 |
| 1954-55 | Sawchuk 68 | Sawchuk 40 | Sawchuk 12 | Sawchuk 1.96 |
| 1955-56 | Hall 70 | Hall 30 | Hall 12 | Hall 2.11 |
| 1956-57 | Hall 70 | Hall 38 | Hall 4 | Hall 2.24 |
| 1957-58 | Sawchuk 70 | Sawchuk 29 | Sawchuk 3 | Sawchuk 2.96 |
| 1958-59 | Sawchuk 67 | Sawchuk 23 | Sawchuk 5 | Sawchuk 3.12 |
| 1959-60 | Sawchuk 58 | Sawchuk 24 | Sawchuk 5 | Sawchuk 2.69 |
| 1960-61 | Sawchuk 37 | Bassen 14 | Sawchuk 2 | Bassen 2.89 |
| 1961-62 | Sawchuk 43 | Sawchuk 14 | Sawchuk 5 | Bassen 2.81 |
| 1962-63 | Sawchuk 48 | Sawchuk 21 | Sawchuk 3 | Sawchuk 2.48 |
| 1963-64 | Sawchuk 53 | Sawchuk 24 | Sawchuk 5 | Sawchuk 2.60 |
| 1964-65 | Crozier 70 | Crozier 40 | Crozier 6 | Crozier 2.42 |
| 1965-66 | Crozier 64 | Crozier 28 | Crozier 6 | Crozier 2.78 |
| 1966-67 | Crozier 58 | Crozier 22 | Crozier 4 | Crozier 3.35 |
| 1967-68 | Edwards 42 | Edwards 14 | Crozier 1 | Crozier 3.30 |
| 1968-69 | Edwards 40 | Edwards 18 | Edwards 4 | Edwards 2.54 |
| 1969-70 | Edwards 47 | Edwards 24 | Edwards 2 | Edwards 2.59 |
| 1970-71 | Edwards 37 | Edwards 11 | Rutherford 1 | Edwards 3.39 |
| 1971-72 | Smith 43 | Smith 18 | Smith 4 | Daley 3.15 |
| 1972-73 | Edwards 52 | Edwards 27 | Edwards 6` | Edwards 2.63 |
| 1973-74 | Grant 37 | Grant 15 | McKenzie/Grant 1 | Rutherford 3.63 |
| 1974-75 | Rutherford 59 | Rutherford 20 | Rutherford 2 | Rutherford 3.74 |

SEASON-BY-SEASON GOALTENDING RECORDS

| SEASON | GAMES | WINS | SHUTOUTS | G.A.A. |
|---------|---------------|-----------------|-------------------|-----------------|
| 1975-76 | Rutherford 44 | Rutherford 13 | Rutherford 4 | Giacomin 3.45 |
| 1976-77 | Rutherford 48 | Giacomin 8 | Giacomin 3 | Giacomin 3.58 |
| 1977-78 | Rutherford 43 | Rutherford 13 | Rutherford/Low 1 | Rutherford 3.26 |
| 1978-79 | Vachon 50 | Rutherford 13 | Rutherford 1 | Rutherford 3.27 |
| 1979-80 | Vachon 59 | Vachon 20 | Vachon 4 | Vachon 3.61 |
| 1980-81 | Gilbert 48 | Gilbert 11 | --- | Gilbert 4.01 |
| 1981-82 | Sauve 41 | Sauve 11 | --- | Sauve 4.19 |
| 1982-83 | Stefan 35 | Micalef 11 | Micalef 2 | Micalef 3.62 |
| 1983-84 | Stefan 50 | Stefan 19 | Stefan 2 | Stefan 3.51 |
| 1984-85 | Stefan 46 | Stefan 21 | --- | Stefan 4.33 |
| 1985-86 | Stefan 37 | Stefan 10 | Stefan/Laforest 1 | Stefan 4.50 |
| 1986-87 | Stefan 43 | Stefan 20 | Hanlon/Stefan 1 | Hanlon 3.56 |
| 1987-88 | Hanlon 47 | Hanlon 22 | Hanlon 4 | Stefan 3.11 |
| 1988-89 | Stefan 46 | Stefan 21 | Hanlon 1 | Hanlon 3.56 |
| 1989-90 | Hanlon 45 | Hanlon 14 | Hanlon 3 | Cheveldae 3.79 |
| 1990-91 | Cheveldae 65 | Cheveldae 30 | Cheveldae 2 | Cheveldae 3.55 |
| 1991-92 | Cheveldae 72 | Cheveldae 38 | Cheveldae 2 | Cheveldae 3.20 |
| 1992-93 | Cheveldae 67 | Cheveldae 34 | Cheveldae 4 | Cheveldae 3.25 |
| 1993-94 | Osgood 41 | Osgood 23 | Osgood 2 | Osgood 2.86 |
| 1994-95 | Vernon 31 | Vernon 19 | Osgood/Vernon 1 | Osgood 2.26 |
| 1995-96 | Osgood 50 | Osgood 39 | Osgood 5 | Osgood 2.17 |
| 1996-97 | Osgood 47 | Osgood 23 | Osgood 6 | Osgood 2.30 |
| 1997-98 | Osgood 64 | Osgood 33 | Osgood 6 | Osgood 2.21 |
| 1998-99 | Osgood 63 | Osgood 34 | Osgood 3 | Osgood 2.42 |
| 1999-00 | Osgood 53 | Osgood 30 | Osgood 6 | Osgood 2.40 |
| 2000-01 | Osgood 52 | Osgood 25 | Legace 2 | Legace 2.05 |
| 2001-02 | Hasek 65 | Hasek 41 | Hasek 5 | Hasek 2.17 |
| 2002-03 | Joseph 61 | Joseph 34 | Joseph 5 | Legace 2.18 |
| 2003-04 | Legace 41 | Legace 23 | Legace 3 | Legace 2.12 |
| 2004-05 | --- | --- | --- | --- |
| 2005-06 | Legace 51 | Legace 37 | Legace 7 | Legace 2.19 |
| 2006-07 | Hasek 56 | Hasek 38 | Hasek 8 | Hasek 2.05 |
| 2007-08 | Osgood 43 | Osgood/Hasek 27 | Hasek 5 | Osgood 2.09 |
| 2008-09 | Osgood 46 | Osgood 26 | Conklin 6 | Conklin 2.51 |
| 2009-10 | Howard 63 | Howard 37 | Howard 3 | Howard 2.26 |
| 2010-11 | Howard 63 | Howard 37 | Howard 2 | Howard 2.79 |
| 2011-12 | Howard 57 | Howard 35 | Howard 6 | Howard 2.13 |
| 2012-13 | Howard 42 | Howard 21 | Howard 5 | Howard 2.13 |
| 2013-14 | Howard 51 | Howard 21 | Howard/Mrazek 2 | Gustavsson 2.63 |
| 2014-15 | Howard 53 | Howard 23 | Mrazek 3 | Mrazek 2.38 |
| 2015-16 | Mrazek 54 | Mrazek 27 | Mrazek 4 | Mrazek 2.33 |
| 2016-17 | Mrazek 50 | Mrazek 18 | Coreau 2 | Howard 2.10 |
| 2017-18 | Howard 60 | Howard 22 | Mrazek 3 | Howard 2.85 |
| 2018-19 | Howard 55 | Howard 23 | Bernier 1 | Howard 3.07 |
| 2019-20 | Bernier 45 | Bernier 15 | Bernier 1 | Bernier 2.95 |

RED WINGS ON POST-SEASON ALL-STAR TEAMS

| GOALIE | NO. TIMES SELECTED | SEASON AND TEAM |
|-----------------------|--------------------|--|
| John Ross Roach | 1 | 1933 (1st) |
| Normie Smith | 1 | 1937 (1st) |
| John Mowers | 1 | 1943 (1st) |
| Terry Sawchuk | 7 | 1951 (1st), 1952 (1st), 1953 (1st), 1954 (2nd), 1955 (2nd), 1959 (2nd), 1963 (2nd) |
| Glenn Hall | 2 | 1956 (2nd), 1957 (1st) |
| Roger Crozier | 1 | 1965 (1st) |
| Chris Osgood | 1 | 1996 (2nd) |
| DEFENSE | NO. TIMES SELECTED | SEASON AND TEAM |
| Ebbie Goodfellow | 3 | 1936 (2nd), 1937 (1st), 1940 (1st) |
| Jack Stewart | 5 | 1943 (1st), 1946 (2nd), 1947 (2nd), 1948 (1st), 1949 (1st) |
| Flash Hollett | 1 | 1945 (1st) |
| Bill Quackenbush | 3 | 1947 (2nd), 1948 (1st), 1949 (1st) |
| Leo Reise | 2 | 1950 (2nd), 1951 (2nd) |
| Red Kelly | 8 | 1950 (2nd), 1951 (1st), 1952 (1st), 1953 (1st), 1954 (1st), 1955 (1st), 1956 (2nd), 1957 (1st) |
| Bob Goldham | 1 | 1955 (2nd) |
| Marcel Pronovost | 4 | 1958 (2nd), 1959 (2nd), 1960 (1st), 1961 (1st) |
| Bill Gadsby | 1 | 1965 (2nd) |
| Carl Brewer | 1 | 1970 (2nd) |
| Paul Coffey | 1 | 1995 (1st) |
| Vladimir Konstantinov | 1 | 1996 (2nd) |
| Nicklas Lidstrom | 12 | 1998 (1st), 1999 (1st), 2000 (1st), 2001 (1st), 2002 (1st), 2003 (1st), 2006 (1st), 2007 (1st), 2008 (1st), 2009 (2nd), 2010 (2nd), 2011 (1st) |
| Chris Chelios | 1 | 2002 (1st) |
| LEFT WING | NO. TIMES SELECTED | SEASON AND TEAM |
| Sid Abel | 1 | 1942 (2nd) |
| Syd Howe | 1 | 1945 (2nd) |
| Ted Lindsay | 9 | 1948 (1st), 1949 (2nd), 1950 (1st), 1951 (1st), 1952 (1st), 1953 (1st), 1954 (1st), 1956 (1st), 1957 (1st) |
| Alex Delvecchio | 1 | 1959 (2nd) |
| Frank Mahovlich | 2 | 1969 (2nd), 1970 (2nd) |
| John Ogradnick | 1 | 1985 (1st) |
| Gerard Gallant | 1 | 1989 (2nd) |
| Brendan Shanahan | 2 | 2000 (1st), 2002 (2nd) |
| Henrik Zetterberg | 1 | 2008 (2nd) |
| CENTER | NO. TIMES SELECTED | SEASON AND TEAM |
| Cooney Weiland | 1 | 1935 (2nd) |
| Marty Barry | 1 | 1937 (1st) |
| Sid Abel | 3 | 1949 (1st), 1950 (1st), 1951 (2nd) |
| Alex Delvecchio | 1 | 1953 (2nd) |
| Norm Ullman | 2 | 1965 (1st), 1967 (2nd) |
| Sergei Fedorov | 1 | 1994 (1st) |
| Steve Yzerman | 1 | 2000 (1st) |
| Pavel Datsyuk | 1 | 2009 (2nd) |
| RIGHT WING | NO. TIMES SELECTED | SEASON AND TEAM |
| Larry Aurie | 1 | 1937 (1st) |
| Gordie Howe | *21 | 1949 (2nd), 1950 (2nd), 1951 (1st), 1952 (1st), 1953 (1st), 1954 (1st), 1956 (2nd), 1957 (1st), 1958 (1st), 1959 (2nd), 1960 (1st), 1961 (2nd), 1962 (2nd), 1963 (1st), 1964 (2nd), 1965 (2nd), 1966 (1st), 1967 (2nd), 1968 (1st), 1969 (1st), 1970 (1st) |
| Mickey Redmond | 2 | 1973 (1st), 1974 (2nd) |
| COACH | | |
| Jack Adams | 3 | 1937 (1st), 1943 (1st), 1945 (2nd) |
| Bobby Kromm | 1 | Jack Adams Trophy 1978 |
| Jacques Demers | 2 | Jack Adams Trophy 1987, 1988 |
| Scotty Bowman | 1 | Jack Adams Trophy 1996 |
| Dave Lewis | 1 | 2004 |

*-NHL Record

ACTIVE PLAYERS IN BOLD CAPITALS

DETROIT RED WINGS NHL TROPHY WINNERS

ART ROSS TROPHY (Points Leader)

| | |
|-------------|---------|
| Ted Lindsay | 1949-50 |
| Gordie Howe | 1950-51 |
| Gordie Howe | 1951-52 |
| Gordie Howe | 1952-53 |
| Gordie Howe | 1953-54 |
| Gordie Howe | 1956-57 |
| Gordie Howe | 1962-63 |

HART TROPHY (Most Valuable Player)

| | |
|------------------|---------|
| Ebbie Goodfellow | 1939-40 |
| Sid Abel | 1948-49 |
| Gordie Howe | 1951-52 |
| Gordie Howe | 1952-53 |
| Gordie Howe | 1956-57 |
| Gordie Howe | 1957-58 |
| Gordie Howe | 1959-60 |
| Gordie Howe | 1962-63 |
| Sergei Fedorov | 1993-94 |

VEZINA TROPHY (Best Goalie)

| | |
|---------------|---------|
| Norm Smith | 1936-37 |
| John Mowers | 1942-43 |
| Terry Sawchuk | 1951-52 |
| Terry Sawchuk | 1952-53 |
| Terry Sawchuk | 1954-55 |

NORRIS TROPHY (Best Defenseman)

| | |
|------------------|---------|
| Red Kelly | 1953-54 |
| Paul Coffey | 1994-95 |
| Nicklas Lidstrom | 2000-01 |
| Nicklas Lidstrom | 2001-02 |
| Nicklas Lidstrom | 2002-03 |
| Nicklas Lidstrom | 2005-06 |
| Nicklas Lidstrom | 2006-07 |
| Nicklas Lidstrom | 2007-08 |
| Nicklas Lidstrom | 2010-11 |

CALDER TROPHY (Rookie of the Year)

| | |
|---------------|---------|
| Carl Voss | 1932-33 |
| Jim McFadden | 1947-48 |
| Terry Sawchuk | 1950-51 |
| Glenn Hall | 1955-56 |
| Roger Crozier | 1964-65 |

FRANK J. SELKE TROPHY (Best Defensive Forward)

| | |
|----------------|---------|
| Sergei Fedorov | 1993-94 |
| Sergei Fedorov | 1995-96 |
| Steve Yzerman | 1999-00 |
| Kris Draper | 2003-04 |
| Pavel Datsyuk | 2007-08 |
| Pavel Datsyuk | 2008-09 |
| Pavel Datsyuk | 2009-10 |

WILLIAM M. JENNINGS TROPHY (Fewest Goals-Against)

| | |
|------------------------------|---------|
| Chris Osgood & Mike Vernon | 1995-96 |
| Chris Osgood & Dominik Hasek | 2007-08 |

LADY BYNG TROPHY (Sportsmanship & Ability)

| | |
|------------------|---------|
| Marty Barry | 1936-37 |
| Bill Quackenbush | 1948-49 |
| Red Kelly | 1950-51 |
| Red Kelly | 1952-53 |
| Red Kelly | 1953-54 |
| Dutch Reibel | 1955-56 |
| Alex Delvecchio | 1958-59 |
| Alex Delvecchio | 1965-66 |
| Alex Delvecchio | 1968-69 |
| Marcel Dionne | 1974-75 |

| | |
|---------------|---------|
| Pavel Datsyuk | 2005-06 |
| Pavel Datsyuk | 2006-07 |
| Pavel Datsyuk | 2007-08 |
| Pavel Datsyuk | 2008-09 |

TED LINDSAY AWARD

(Outstanding Performer Selected by Players' Assn.)

| | |
|----------------|---------|
| Steve Yzerman | 1988-89 |
| Sergei Fedorov | 1993-94 |

PLUS-MINUS AWARD (Plus-Minus Leader)

| | |
|-----------------------|---------|
| Paul Ysebaert | 1991-92 |
| Vladimir Konstantinov | 1995-96 |
| Chris Chelios | 2001-02 |
| Pavel Datsyuk | 2007-08 |

CONN SMYTHE TROPHY (Playoff MVP)

| | |
|-------------------|------|
| Roger Crozier | 1966 |
| Mike Vernon | 1997 |
| Steve Yzerman | 1998 |
| Nicklas Lidstrom | 2002 |
| Henrik Zetterberg | 2008 |

JACK ADAMS AWARD (Coach of the Year)

| | |
|----------------|---------|
| Bobby Kromm | 1977-78 |
| Jacques Demers | 1986-87 |
| Jacques Demers | 1987-88 |
| Scotty Bowman | 1995-96 |

BILL MASTERTON TROPHY (Perseverance, Sportsmanship and Dedication to Hockey)

| | |
|---------------|---------|
| Brad Park | 1983-84 |
| Steve Yzerman | 2002-03 |

LESTER PATRICK TROPHY

(Outstanding Service to U.S. Hockey)

| | |
|----------------------|-------------|
| Jack Adams | 1966 |
| James Norris Sr. | 1967 |
| Gordie Howe | 1967 |
| Terry Sawchuk | 1971 |
| James D. Norris | 1972 |
| "Cooney" Weiland | 1972 |
| Alex Delvecchio | 1974 |
| Tommy Ivan | 1975 |
| Bruce A. Norris | 1976 |
| Murray Armstrong | 1977 |
| John Bucyk | 1977 |
| John Ziegler Jr. | 1984 |
| Keith Allen | 1988 |
| Bud Poile | 1989 |
| Mike Ilitch | 1991 |
| Al Arbour | 1992 |
| Max McNab | 1998 |
| Scotty Bowman | 2001 |
| Reed Larson | 2006 |
| Red Berenson | 2006 |
| Steve Yzerman | 2006 |
| Marcel Dionne | 2006 |
| Ted Lindsay | 2008 |
| JIM DEVELLANO | 2009 |

KING CLANCY AWARD

(Leadership Qualities, Noteworthy
Humanitarian Contribution)

| | |
|-------------------|---------|
| Brendan Shanahan | 2002-03 |
| Henrik Zetterberg | 2014-15 |

NHL FOUNDATION PLAYER AWARD

(Leader in the Community)

| | |
|-------------------|---------|
| Darren McCarty | 2002-03 |
| Henrik Zetterberg | 2012-13 |

ACTIVE PLAYER/STAFF IN BOLD CAPITALS

HALL OF FAME DETROIT RED WINGS

RED WINGS IN HOCKEY HALL OF FAME

| | | |
|-------------------------|------------------------|----------------------------|
| Sid Abel 1969 | Doug Harvey 1973 | Bruce A. Norris 1969 |
| Jack Adams 1959 | Dominik Hasek 2014 | James Norris 1958 |
| Keith Allen 1996 | George Hay 1958 | James D. Norris 1962 |
| Al Arbour 1996 | Ken Holland 2020 | Adam Oates 2012 |
| Marty Barry 1965 | Hap Holmes 1972 | Brad Park 1988 |
| Andy Bathgate 1978 | Marian Hossa 2020 | Bud Poile 1990 |
| Leo Boivin 1986 | Gordie Howe 1972 | Marcel Pronovost 1978 |
| Scotty Bowman 1991 | Mark Howe 2011 | Bill Quackenbush 1976 |
| John Bucyk 1981 | Syd Howe 1965 | Mickey Redmond 2011 |
| Chris Chelios 2013 | Brett Hull 2009 | Luc Robitaille 2009 |
| Dino Ciccarelli 2010 | Michael Ilitch 2003 | Jim Rutherford 2019 |
| Paul Coffey 2004 | Tommy Ivan 1974 | Borje Salming 1996 |
| Charlie Conacher 1961 | Duke Keats 1958 | Terry Sawchuk 1971 |
| Roy Conacher 1998 | Red Kelly 1969 | Earl Seibert 1964 |
| Alex Connell 1958 | Brian Kilrea 2003 | Brendan Shanahan 2013 |
| Murray Costello 2005 | Igor Larionov 2008 | Darryl Sittler 1989 |
| Alex Delvecchio 1977 | Herbie Lewis 1989 | Jack Stewart 1964 |
| Jim Devellano 2010 | Nicklas Lidstrom 2015 | Dave Strader 2017 |
| Marcel Dionne 1992 | Ted Lindsay 1966 | Cecil "Tiny" Thompson 1959 |
| Bernie Federko 2002 | Harry Lumley 1980 | Norm Ullman 1982 |
| Sergei Fedorov 2015 | Budd Lynch 1985 | Rogie Vachon 2016 |
| Viacheslav Fetisov 2001 | Frank Mahovlich 1981 | Carl Voss 1974 |
| Frank Foyston 1958 | Bruce Martyn 1991 | Jack Walker 1960 |
| Frank Frederickson 1958 | Mike Modano 2014 | Harry Watson 1994 |
| Bill Gadsby 1970 | Larry Murphy 2004 | Cooney Weiland 1971 |
| Ed Giacomin 1987 | Harry Neale 2013 | Steve Yzerman 2009 |
| Ebbie Goodfellow 1963 | Vaclav Nedomansky 2019 | John A. Ziegler Jr. 1987 |
| Glenn Hall 1975 | Reg Noble 1962 | |

MEMBERS OF RED WINGS HALL OF FAME

| | | |
|-----------------------|----------------------|---------------------------|
| Sid Abel 1944 | Gordie Howe 1985 | James Norris 1959 |
| Jack Adams 1945 | Syd Howe 1944 | James D. Norris 1968 |
| Larry Aurie 1944 | Tommy Ivan 1977 | Marguerite Norris 1977 |
| Marty Barry 1944 | Red Kelly 1978 | Jimmy Orlando 1962 |
| Mud Bruneteau 1944 | Herb Lewis 1944 | Marcel Pronovost 1978 |
| Joe Carveth 1978 | Ted Lindsay 1962 | Bill Quackenbush 1961 |
| Carson Cooper 1949 | Carl Liscombe 1964 | Terry Sawchuk 1971 |
| Alex Delvecchio 1978 | Carl Mattson 1978 | Jimmy Skinner 1977 |
| Bill Gadsby 1978 | Bucko McDonald 1961 | Norm Smith 1963 |
| Ebbie Goodfellow 1944 | John Mowers 1946 | Jack Stewart 1944 |
| Don Grosso 1947 | Reg Noble 1944 | Frank "Honey" Walker 1954 |
| George Hay 1944 | Bruce A. Norris 1968 | Doug Young 1951 |

RED WINGS BIGGEST VICTORIES & DEFEATS

RED WINGS BIGGEST VICTORIES (SCORING 10 GOALS OR MORE)

| SEASON | DATE | OPPONENT | SCORE |
|---------------|---------|--------------|-------|
| 1930-31 | Dec. 25 | Toronto | 10-1 |
| 1934-35 | Dec. 13 | at St. Louis | 11-2 |
| 1941-42 | Jan. 4 | Montreal | 10-0 |
| 1942-43 | Nov. 5 | NY Rangers | 12-5 |
| 1943-44 | Jan. 23 | NY Rangers | 15-0 |
| 1943-44 | Feb. 3 | NY Rangers | 12-2 |
| 1943-44 | Mar. 16 | Boston | 10-9 |
| 1944-45 | Nov. 2 | NY Rangers | 10-3 |
| 1944-45 | Dec. 27 | NY Rangers | 11-3 |
| 1944-45 | Mar. 4 | Boston | 10-4 |
| 1946-47 | Mar. 16 | at Chicago | 10-6 |
| 1948-49 | Dec. 29 | Boston | 10-2 |
| 1950-51 | Feb. 7 | Chicago | 11-3 |
| 1952-53 | Nov. 22 | Chicago | 10-1 |
| 1952-53 | Dec. 11 | at Boston | 10-1 |
| 1952-53 | Mar. 2 | Boston | 10-2 |
| 1964-65 | Mar. 18 | Boston | 10-3 |
| 1965-66 | Dec. 2 | Boston | 10-2 |
| 1973-74 | Oct. 21 | California | 11-2 |
| 1977-78 | Nov. 16 | St. Louis | 10-1 |
| 1981-82 | Oct. 29 | Calgary | 12-4 |
| 1981-82 | Nov. 5 | Los Angeles | 10-2 |
| 1984-85 | Feb. 27 | Vancouver | 11-5 |
| 1987-88 | Nov. 25 | Winnipeg | 10-8 |
| 1987-88 | Dec. 4 | Chicago | 12-0 |
| 1991-92 | Nov. 7 | St. Louis | 10-3 |
| 1991-92 | Feb. 15 | San Jose | 11-1 |
| 1992-93 | Nov. 23 | Tampa Bay | 10-5 |
| 1992-93 | Nov. 25 | St. Louis | 11-6 |
| 1993-94 | Nov. 27 | Dallas | 10-4 |
| 1993-94 | Jan. 6 | at San Jose | 10-3 |
| 1995-96 | Dec. 2 | at Montreal | 11-1 |

RED WINGS BIGGEST DEFEATS (ALLOWING 10 GOALS OR MORE)

| SEASON | DATE | OPPONENT | SCORE |
|---------------|---------|-----------------|-------|
| 1939-40 | Feb. 13 | at Boston | 10-3 |
| 1941-42 | Jan. 25 | at NY Rangers | 11-2 |
| 1945-46 | Mar. 17 | Toronto | 11-7 |
| 1958-59 | Mar. 7 | at Montreal | 10-2 |
| 1964-65 | Dec. 5 | at Toronto | 10-2 |
| 1966-67 | Apr. 1 | at NY Rangers | 10-5 |
| 1970-71 | Jan. 2 | at Toronto | 13-0 |
| 1970-71 | Mar. 16 | Boston | 11-4 |
| 1973-74 | Feb. 2 | at Philadelphia | 12-2 |
| 1974-75 | Oct. 23 | at Atlanta | 10-1 |
| 1979-80 | Mar. 27 | at Buffalo | 10-1 |
| 1980-81 | Jan. 15 | at Calgary | 10-0 |
| 1980-81 | Jan. 20 | at Los Angeles | 11-4 |
| 1984-85 | Dec. 1 | at St. Louis | 10-5 |
| 1985-86 | Oct. 17 | at Minnesota | 10-1 |
| 1985-86 | Nov. 30 | at Montreal | 10-1 |
| 1985-86 | Dec. 11 | Minnesota | 10-2 |
| 1985-86 | Dec. 23 | at NY Rangers | 10-2 |
| 1987-88 | Feb. 23 | Philadelphia | 11-6 |
| 1988-89 | Jan. 20 | at Pittsburgh | 10-5 |
| 1989-90 | Oct. 5 | at Calgary | 10-7 |
| 1992-93 | Feb. 24 | at Buffalo | 10-7 |
| 1993-94 | Oct. 9 | at Los Angeles | 10-3 |
| 2010-11 | Mar. 30 | St. Louis | 10-3 |
| 2017-18 | Dec. 2 | at Montreal | 10-1 |

RED WINGS ALL-TIME SHOOTOUT RESULTS

| DATE | OPPONENT | RESULT | DECIDING GOAL | DET GOALIE | OPP GOALIE |
|----------|----------------|--------|--------------------|----------------|--------------------|
| 12/20/05 | Columbus | W, 2-1 | Jason Williams | Chris Osgood | Pascal Leclaire |
| 1/28/06 | at Dallas | L, 3-2 | Mike Modano | Manny Legace | Marty Turco |
| 3/18/06 | at Edmonton | W, 2-0 | Jason Williams | Manny Legace | Dwayne Roloson |
| 3/21/06 | Nashville | L, 4-3 | Martin Erat | Manny Legace | Tomas Vokoun |
| 3/25/06 | Columbus | L, 1-0 | Jaroslav Balastik | Chris Osgood | Pascal Leclaire |
| 4/3/06 | at Calgary | W, 2-1 | Pavel Datsyuk | Chris Osgood | Miikka Kiprusoff |
| 4/7/06 | Columbus | W, 1-0 | Tomas Holmstrom | Manny Legace | Marc Denis |
| 10/13/06 | Buffalo | L, 1-2 | Ales Kotalik | Dominik Hasek | Ryan Miller |
| 11/18/06 | at Edmonton | L, 2-3 | Raffi Torres | Joey MacDonald | Dwayne Roloson |
| 11/24/06 | St. Louis | L, 0-2 | Martin Rucinsky | Dominik Hasek | Manny Legace |
| 1/9/07 | at Colorado | W, 2-1 | Henrik Zetterberg | Dominik Hasek | Peter Budaj |
| 2/23/07 | Edmonton | L, 0-1 | Ryan Smyth | Dominik Hasek | Dwayne Roloson |
| 3/6/07 | Nashville | W, 2-1 | Johan Franzen | Chris Osgood | Tomas Vokoun |
| 3/22/07 | Columbus | L, 2-3 | Sergei Fedorov | Chris Osgood | Fredrik Norrena |
| 3/24/07 | St. Louis | L, 0-1 | Doug Weight | Dominik Hasek | Jason Bacashihua |
| 3/30/07 | Dallas | L, 0-1 | Sergei Zubov | Dominik Hasek | Mike Smith |
| 4/5/07 | at Chicago | L, 2-3 | Patrick Sharp | Chris Osgood | Nikolai Khabibulin |
| 10/30/07 | Anaheim | W, 3-2 | Jiri Hudler | Dominik Hasek | Ilya Bryzgalov |
| 10/6/07 | Chicago | L, 3-4 | Patrick Kane | Dominik Hasek | Nikolai Khabibulin |
| 11/7/07 | Nashville | W, 3-2 | Pavel Datsyuk | Chris Osgood | Chris Mason |
| 11/18/07 | Columbus | W, 5-4 | Johan Franzen | Chris Osgood | Pascal Leclaire |
| 11/24/07 | Columbus | L, 2-3 | Rick Nash | Chris Osgood | Pascal Leclaire |
| 12/13/07 | Edmonton | L, 3-4 | Ales Hemsky | Dominik Hasek | Dwayne Roloson |
| 12/17/07 | Washington | W, 4-3 | Henrik Zetterberg | Dominik Hasek | Olaf Kolzig |
| 1/10/08 | Minnesota | L, 5-6 | Marian Gaborik | Chris Osgood | Josh Harding |
| 1/17/08 | Vancouver | W, 3-2 | Henrik Zetterberg | Dominik Hasek | Roberto Luongo |
| 2/26/08 | Edmonton | L, 3-4 | Robert Nilsson | Chris Osgood | Mathieu Garon |
| 10/25/08 | at Chicago | W, 6-5 | Marian Hossa | Ty Conklin | Nikolai Khabibulin |
| 10/27/08 | at Los Angeles | W, 4-3 | Pavel Datsyuk | Chris Osgood | Jason LaBarbera |
| 12/6/08 | Chicago | W, 5-4 | Pavel Datsyuk | Ty Conklin | Cristobal Huet |
| 12/13/08 | at Phoenix | W, 5-4 | Jiri Hudler | Chris Osgood | Ilya Bryzgalov |
| 12/27/08 | at Colorado | L, 3-4 | Wojtek Wolski | Ty Conklin | Peter Budaj |
| 1/3/09 | at Minnesota | W, 3-2 | Pavel Datsyuk | Chris Osgood | Josh Harding |
| 2/2/09 | at St. Louis | W, 4-3 | Marian Hossa | Chris Osgood | Chris Mason |
| 2/15/09 | Colorado | L, 5-6 | Jordan Leopold | Chris Osgood | Andrew Raycroft |
| 3/12/09 | Calgary | L, 5-6 | Olli Jokinen | Ty Conklin | Miikka Kiprusoff |
| 4/9/09 | Nashville | L, 3-4 | Jason Arnett | Chris Osgood | Pekka Rinne |
| 10/17/09 | Colorado | L, 3-4 | Milan Hejduk | Chris Osgood | Craig Anderson |
| 10/29/09 | at Edmonton | L, 5-6 | Patrick O'Sullivan | Jimmy Howard | Nikolai Khabibulin |
| 11/5/09 | San Jose | W, 2-1 | Pavel Datsyuk | Chris Osgood | Evgeni Nabokov |
| 11/21/09 | at Montreal | W, 3-2 | Pavel Datsyuk | Jimmy Howard | Carey Price |
| 11/28/09 | at St. Louis | W, 4-3 | Todd Bertuzzi | Jimmy Howard | Chris Mason |
| 12/5/09 | at New Jersey | L, 3-4 | Patrick Elias | Chris Osgood | Martin Brodeur |
| 1/16/10 | at Dallas | L, 2-3 | Steve Ott | Jimmy Howard | Alex Auld |
| 1/17/10 | Chicago | L, 3-4 | Patrick Sharp | Jimmy Howard | Antti Niemi |
| 1/21/10 | at Minnesota | W, 4-3 | Drew Miller | Jimmy Howard | Niklas Backstrom |
| 1/31/10 | at Pittsburgh | L, 1-2 | Sidney Crosby | Jimmy Howard | Marc-Andre Fleury |
| 2/9/10 | at St. Louis | L, 3-4 | Brad Boyes | Jimmy Howard | Chris Mason |
| 2/11/10 | San Jose | L, 2-3 | Patrick Marleau | Jimmy Howard | Evgeni Nabokov |
| 3/19/10 | at Edmonton | L, 2-3 | Gilbert Brule | Jimmy Howard | Devan Dubnyk |
| 3/27/10 | at Nashville | W, 1-0 | Niklas Kronwall | Jimmy Howard | Pekka Rinne |
| 4/9/10 | at Columbus | W, 1-0 | Todd Bertuzzi | Jimmy Howard | Steve Mason |
| 10/12/10 | Colorado | L, 4-5 | Brandon Yip | Jimmy Howard | Peter Budaj |
| 1/7/11 | at Calgary | W, 5-4 | Todd Bertuzzi | Jimmy Howard | Miikka Kiprusoff |
| 1/8/11 | at Vancouver | W, 2-1 | Jiri Hudler | Jimmy Howard | Roberto Luongo |
| 1/14/11 | at Columbus | L, 2-3 | Antoine Vermette | Joey MacDonald | Steve Mason |
| 2/20/11 | at Minnesota | W, 2-1 | Pavel Datsyuk | Jimmy Howard | Niklas Backstrom |
| 2/26/11 | at Buffalo | W, 3-2 | Pavel Datsyuk | Joey MacDonald | Ryan Miller |
| 3/5/11 | at Phoenix | L, 4-5 | Radim Vrbata | Jimmy Howard | Ilya Bryzgalov |
| 3/21/11 | Pittsburgh | L, 4-5 | James Neal | Joey MacDonald | Brent Johnson |
| 11/25/11 | at Boston | W, 3-2 | Todd Bertuzzi | Jimmy Howard | Tuukka Rask |
| 1/12/12 | Phoenix | W, 3-2 | Henrik Zetterberg | Jimmy Howard | Mike Smith |
| 1/17/12 | at Dallas | W, 3-2 | Jiri Hudler | Ty Conklin | Richard Bachman |

RED WINGS ALL-TIME SHOOTOUT RESULTS

| DATE | OPPONENT | RESULT | DECIDING GOAL | DET GOALIE | OPP GOALIE |
|----------|-----------------|--------|---------------------|------------------|--------------------|
| 1/19/12 | at Phoenix | W, 3-2 | Todd Bertuzzi | Jimmy Howard | Mike Smith |
| 1/21/12 | Columbus | W, 3-2 | Valtteri Filppula | Jimmy Howard | Curtis Sanford |
| 2/2/12 | at Vancouver | W, 4-3 | Pavel Datsyuk | Jimmy Howard | Roberto Luongo |
| 2/4/12 | at Edmonton | L, 4-5 | Ryan Nugent-Hopkins | Joey MacDonald | Devan Dubnyk |
| 2/10/12 | Anaheim | W, 2-1 | Todd Bertuzzi | Joey MacDonald | Jonas Hiller |
| 2/23/12 | Vancouver | L, 3-4 | Alexandre Burrows | Jimmy Howard | Roberto Luongo |
| 4/1/12 | Florida | W, 2-1 | Jiri Hudler | Jimmy Howard | Scott Clemmensen |
| 4/4/12 | at St. Louis | W, 3-2 | Todd Bertuzzi | Jimmy Howard | Brian Elliott |
| 4/7/12 | Chicago | L, 2-3 | Patrick Kane | Jimmy Howard | Corey Crawford |
| 1/21/13 | at Columbus | W, 4-3 | Damien Brunner | Jimmy Howard | Sergei Bobrovsky |
| 2/28/13 | at San Jose | W, 2-1 | Damien Brunner | Jonas Gustavsson | Antti Niemi |
| 3/3/13 | Chicago | L, 1-2 | Patrick Kane | Jimmy Howard | Corey Crawford |
| 3/10/13 | Columbus | L, 2-3 | Matt Calvert | Jimmy Howard | Sergei Bobrovsky |
| 4/11/13 | San Jose | L, 2-3 | Patrick Marleau | Jimmy Howard | Antti Niemi |
| 4/12/13 | at Chicago | L, 2-3 | Brandon Saad | Jimmy Howard | Corey Crawford |
| 4/20/13 | at Vancouver | L, 1-2 | Maxim Lapierre | Jimmy Howard | Cory Schneider |
| 10/21/13 | San Jose | L, 0-1 | Logan Couture | Jimmy Howard | Antti Niemi |
| 11/12/13 | Winnipeg | L, 2-3 | Andrew Ladd | Jimmy Howard | Ondrej Pavelec |
| 11/15/13 | Washington | L, 3-4 | Nicklas Backstrom | Jimmy Howard | Braden Holtby |
| 11/16/13 | at NY Islanders | L, 4-5 | Frans Nielsen | Jonas Gustavsson | Kevin Poulin |
| 12/10/13 | at Florida | L, 2-3 | Brad Boyes | Jimmy Howard | Tim Thomas |
| 12/12/13 | at Tampa Bay | L, 1-2 | Martin St-Louis | Jonas Gustavsson | Ben Bishop |
| 12/21/13 | at Toronto | W, 5-4 | Daniel Alfredsson | Jonas Gustavsson | Jonathan Bernier |
| 1/1/14 | Toronto | L, 2-3 | Tyler Bozak | Jimmy Howard | Jonathan Bernier |
| 1/18/14 | Los Angeles | W, 3-2 | Tomas Tatar | Jimmy Howard | Jonathan Quick |
| 1/22/14 | Chicago | W, 5-4 | Darren Helm | Jonas Gustavsson | Corey Crawford |
| 1/26/14 | Florida | L, 4-5 | Nick Bjugstad | Jonas Gustavsson | Tim Thomas |
| 1/31/14 | Washington | W, 4-3 | Patrick Eaves | Jimmy Howard | Michal Neuvirth |
| 3/14/14 | Edmonton | W, 2-1 | Tomas Tatar | Jimmy Howard | Viktor Fasth |
| 4/9/14 | at Pittsburgh | L, 3-4 | Jussi Jokinen | Jonas Gustavsson | Marc-Andre Fleury |
| 10/15/14 | Boston | L, 2-3 | David Krejci | Jimmy Howard | Tuukka Rask |
| 11/2/14 | at Buffalo | L, 2-3 | Zemgus Girgensons | Jimmy Howard | Michal Neuvirth |
| 11/9/14 | Tampa Bay | L, 3-4 | Ryan Callahan | Jimmy Howard | Ben Bishop |
| 11/28/14 | at New Jersey | W, 5-4 | Gustav Nyquist | Petr Mrazek | Cory Schneider |
| 12/10/14 | Toronto | L, 1-2 | Mike Santorelli | Jimmy Howard | James Reimer |
| 12/12/14 | Florida | L, 2-3 | Vincent Trocheck | Jimmy Howard | Roberto Luongo |
| 12/16/14 | Columbus | L, 0-1 | Boone Jenner | Jimmy Howard | Sergei Bobrovsky |
| 12/21/14 | Colorado | L, 1-2 | Jarome Iginla | Petr Mrazek | Calvin Pickard |
| 1/20/15 | Minnesota | W, 5-4 | Pavel Datsyuk | Petr Mrazek | Darcy Kuemper |
| 2/14/15 | Winnipeg | L, 4-5 | Drew Stafford | Jimmy Howard | Michael Hutchinson |
| 2/18/15 | at Chicago | W, 3-2 | Tomas Tatar | Jimmy Howard | Corey Crawford |
| 2/23/15 | at Anaheim | L, 3-4 | Jakob Silfverberg | Jimmy Howard | John Gibson |
| 3/31/15 | Ottawa | L, 1-2 | Mark Stone | Jimmy Howard | Andrew Hammond |
| 4/4/15 | at Minnesota | W, 3-2 | Darren Helm | Jimmy Howard | Devan Dubnyk |
| 12/1/15 | Buffalo | W, 5-4 | Brad Richards | Petr Mrazek | Linus Ullmark |
| 12/8/15 | at Washington | L, 2-3 | T.J. Oshie | Jimmy Howard | Braden Holtby |
| 12/18/15 | Vancouver | L, 3-4 | Linden Vey | Petr Mrazek | Ryan Miller |
| 1/17/16 | Philadelphia | L, 1-2 | Jakub Voracek | Petr Mrazek | Michal Neuvirth |
| 2/12/16 | Colorado | L, 2-3 | Blake Comeau | Petr Mrazek | Semyon Varlamov |
| 2/20/16 | at Ottawa | L, 2-3 | Kyle Turris | Petr Mrazek | Craig Anderson |
| 2/23/16 | Columbus | W, 2-1 | Riley Sheahan | Petr Mrazek | Curtis McElhinney |
| 10/27/16 | at St. Louis | W, 2-1 | Henrik Zetterberg | Petr Mrazek | Jake Allen |
| 11/8/16 | at Philadelphia | W, 3-2 | Andreas Athanasiou | Jimmy Howard | Steve Mason |
| 11/23/16 | at Buffalo | W, 2-1 | Thomas Vanek | Jimmy Howard | Robin Lehner |
| 12/6/16 | at Winnipeg | W, 4-3 | Henrik Zetterberg | Petr Mrazek | Connor Hellebuyck |
| 12/23/16 | at Florida | W, 4-3 | Frans Nielsen | Jared Coreau | Roberto Luongo |
| 1/18/17 | vs. Boston | W, 6-5 | Frans Nielsen | Petr Mrazek | Tuukka Rask |
| 2/18/17 | vs. Washington | W, 3-2 | Henrik Zetterberg | Petr Mrazek | Braden Holtby |
| 3/16/17 | at Arizona | W, 5-4 | Gustav Nyquist | Petr Mrazek | Mike Smith |
| 4/3/17 | at Ottawa | W, 5-4 | Evgeny Svechnikov | Petr Mrazek | Craig Anderson |

RED WINGS ALL-TIME SHOOTOUT RESULTS

| DATE | OPPONENT | RESULT | DECIDING GOAL | DET GOALIE | OPP GOALIE |
|----------|-----------------|--------|--------------------|------------------|-------------------|
| 10/7/17 | at Ottawa | W, 2-1 | Frans Nielsen | Jimmy Howard | Craig Anderson |
| 10/28/17 | at Florida | W, 3-2 | Gustav Nyquist | Jimmy Howard | James Reimer |
| 11/11/17 | Columbus | L, 1-2 | Jack Johnson | Jimmy Howard | Sergei Bobrovsky |
| 12/29/17 | NY Rangers | W, 3-2 | Frans Nielsen | Jimmy Howard | Henrik Lundqvist |
| 1/31/18 | San Jose | W, 2-1 | Justin Abdelkader | Petr Mrazek | Martin Jones |
| 3/20/18 | Philadelphia | W, 5-4 | Frans Nielsen | Jimmy Howard | Alex Lyon |
| 10/8/18 | at Anaheim | L, 2-3 | Troy Terry | Jimmy Howard | John Gibson |
| 11/6/18 | Vancouver | W, 3-2 | Dylan Larkin | Jimmy Howard | Jacob Markstrom |
| 11/10/18 | at Carolina | W, 4-3 | Frans Nielsen | Jonathan Bernier | Scott Darling |
| 11/24/18 | Buffalo | L, 2-3 | Sam Reinhart | Jimmy Howard | Linus Ullmark |
| 12/4/18 | Tampa Bay | L, 5-6 | Nikita Kucherov | Jimmy Howard | Eddie Pasquale |
| 12/15/18 | at NY Islanders | L, 3-4 | Mathew Barzal | Jonathan Bernier | Thomas Greiss |
| 12/31/18 | Florida | L, 3-4 | Jonathan Huberdeau | Jimmy Howard | James Reimer |
| 3/7/19 | NY Rangers | W, 3-2 | Andreas Athanasiou | Jimmy Howard | Henrik Lundqvist |
| 11/16/19 | at San Jose | L, 3-4 | Kevin Labanc | Jimmy Howard | Martin Jones |
| 1/10/20 | Ottawa | W, 3-2 | Dylan Larkin | Jonathan Bernier | Marcus Hogberg |
| 2/6/20 | at Buffalo | W, 4-3 | Dylan Larkin | Jonathan Bernier | Jonas Johansson |
| 2/29/20 | at Ottawa | L, 3-4 | Artem Anisimov | Jonathan Bernier | Marcus Hogberg |
| 3/8/20 | Tampa Bay | W, 5-4 | Robby Fabbri | Jonathan Bernier | Curtis McElhinney |

ALL-TIME SHOOTOUT TOTALS

| | WINS | LOSSES | SHOTS | SAVES |
|--------------|-----------|-----------|----------------------------|----------------------------|
| HOME | 31 | 43 | 80-for-275 (29.1%) | 171-for-261 (65.5%) |
| ROAD | 38 | 30 | 79-for-238 (33.2%) | 176-for-241 (73.0%) |
| TOTAL | 69 | 73 | 159-for-513 (31.0%) | 347-for-502 (69.1%) |

ALL-TIME TEAM SHOOTOUT LEADERS

| SHOOTOUT GOALS | | | SHOOTOUT-DECIDING GOALS | |
|----------------|-------------------------|----|-------------------------|----|
| 1. | Pavel Datsyuk | 40 | Pavel Datsyuk | 11 |
| 2. | Henrik Zetterberg | 16 | Todd Bertuzzi | 7 |
| 3. | Gustav Nyquist | 14 | Henrik Zetterberg | 7 |
| 4. | Todd Bertuzzi | 12 | Frans Nielsen | 6 |
| 5. | Jiri Hudler | 12 | Jiri Hudler | 5 |
| 6. | Jason Williams | 9 | Dylan Larkin | 3 |
| 7. | Frans Nielsen | 7 | Tomas Tatar | 3 |
| 8. | Tomas Tatar | 7 | Gustav Nyquist | 3 |
| 9. | Andreas Athanasiou | 6 | Damien Brunner | 2 |
| 10. | Thomas Vanek | 4 | Johan Franzen | 2 |
| 11. | Dylan Larkin | 4 | Darren Helm | 2 |
| 12. | (Multiple Players Tied) | 2 | Marian Hossa | 2 |
| 13. | | | Andreas Athanasiou | 2 |
| 14. | | | Jason Williams | 2 |
| 15. | | | (Multiple Players Tied) | 1 |

PENALTY SHOTS INVOLVING RED WINGS

(RULE INSTITUTED IN 1934-35) (GOOD UNLESS NG)

| DATE | PLAYER | TEAM | GOALIE | TEAM |
|----------------|----------------------------|-------------------|-------------------|-------------------|
| Nov. 15, 1934 | Ebbie Goodfellow-NG | at DETROIT | Percy Jackson | NY Rangers |
| Nov. 22, 1934 | Bill Cook-NG | at NY Rangers | Norm Smith | DETROIT |
| Nov. 22, 1934 | Ebbie Goodfellow-NG | DETROIT | Andy Aitkenhead | at NY Rangers |
| Nov. 24, 1934 | Bill Thomas-NG | at Toronto | Norm Smith | DETROIT |
| Dec. 13, 1934 | Ebbie Goodfellow | DETROIT | Bill Beveridge | at St. Louis |
| Dec. 20, 1934 | Ebbie Goodfellow-NG | at DETROIT | Alex Connell | Mon. Maroons |
| Feb. 10, 1935 | Ebbie Goodfellow-NG | at DETROIT | Alex Connell | Mon. Maroons |
| Feb. 17, 1935 | Ebbie Goodfellow-NG | at DETROIT | Dave Kerr | NY Rangers |
| Feb. 21, 1935 | Earl Robinson-NG | Mon. Maroons | John Roach | at DETROIT |
| Mar. 3, 1935 | Charlie McVeigh-NG | NY Americans | Norm Smith | at DETROIT |
| Mar. 9, 1935 | Armand Mondou-NG | at Mon. Canadiens | Norm Smith | DETROIT |
| Nov. 14, 1935 | Art Coulter-NG | NY Rangers | Norm Smith | at DETROIT |
| Nov. 24, 1935 | Ebbie Goodfellow-NG | at DETROIT | George Hainsworth | Toronto |
| Dec. 19, 1935 | Dave Schriener-NG | at NY Americans | Norm Smith | DETROIT |
| Dec. 29, 1935 | Ebbie Goodfellow-NG | at DETROIT | Cecil Thompson | Boston |
| Jan. 1, 1936 | Paul Thompson | at Chicago | Norm Smith | DETROIT |
| Nov. 22, 1936 | King Clancy-NG | Toronto | Norm Smith | at DETROIT |
| Dec. 3, 1936 | Neil Colville-NG | NY Rangers | Norm Smith | at DETROIT |
| Dec. 25, 1936 | John Sorrell-NG | at DETROIT | Mike Karakas | Chicago |
| Dec. 31, 1936 | Mud Bruneteau-NG | at DETROIT | Roy Worters | NY Americans |
| Jan. 7, 1937 | Hap Emms-NG | at NY Americans | Norm Smith | DETROIT |
| Feb. 7, 1937 | John Sorrell | at DETROIT | Cecil Thompson | Boston |
| Mar. 4, 1937* | John Sorrell-NG | at DETROIT | Dave Kerr | NY Rangers |
| Mar. 4, 1937* | Alex Shibicky-NG | NY Rangers | Norm Smith | at DETROIT |
| Dec. 25, 1937 | George Parsons-NG | at Toronto | Norm Smith | DETROIT |
| Nov. 6, 1938 | Charlie Conacher-NG | at DETROIT | Frank Brimsek | Boston |
| Nov. 24, 1938 | Mud Bruneteau-NG (1st Pd.) | at DETROIT | Mike Karakas | Chicago |
| Nov. 24, 1938 | Mud Bruneteau-NG (2nd Pd.) | at DETROIT | Mike Karakas | Chicago |
| Jan. 22, 1939 | Woody Dumart | Boston | Cecil Thompson | at DETROIT |
| Jan. 28, 1939 | Nick Metz-NG | at Toronto | Cecil Thompson | DETROIT |
| Dec. 17, 1939 | Ebbie Goodfellow-NG | at DETROIT | Dave Kerr | NY Rangers |
| Feb. 13, 1940 | Ebbie Goodfellow | DETROIT | Frank Brimsek | at Boston |
| Feb. 29, 1940 | Syd Howe-NG | DETROIT | Turk Broda | at Toronto |
| Mar. 3, 1940 | Mud Bruneteau | at DETROIT | Frank Brimsek | Boston |
| Nov. 19, 1940 | Roy Conacher-NG | at Boston | John Mowers | DETROIT |
| Dec. 5, 1940 | Earl Siebert-NG | at Chicago | John Mowers | DETROIT |
| Dec. 17, 1940 | Archie Wilder-NG | DETROIT | Earl Robertson | at NY Americans |
| Jan. 24, 1941 | Charlie Conacher | NY Americans | John Mowers | at DETROIT |
| Dec. 4, 1941 | Don Grosso-NG | at DETROIT | Charlie Rayner | NY Americans |
| Dec. 25, 1941 | Jack Stewart-NG | at DETROIT | Charlie Rayner | NY Americans |
| Jan. 3, 1942 | Sid Abel-NG | DETROIT | Paul Bibeault | at Mon. Canadiens |
| Feb. 22, 1942 | Eddie Bush-NG | at DETROIT | Turk Broda | Toronto |
| Feb. 25, 1942 | Sid Abel | DETROIT | Jim Henry | at NY Rangers |
| Mar. 24, 1942* | Charlie Sands-NG | at Mon. Canadiens | John Mowers | DETROIT |
| Nov. 21, 1943 | Syd Howe | at DETROIT | Hec Highton | Chicago |
| Jan. 18, 1945 | Fred Thurier | NY Rangers | Harry Lumley | at DETROIT |
| Jan. 21, 1945 | Ray Gettiffe | Mon. Canadiens | Harry Lumley | at DETROIT |
| Nov. 25, 1945 | Alex Shibicky | NY Rangers | Harry Lumley | at DETROIT |
| Jan. 12, 1946 | Carl Liscombe-NG | DETROIT | Frank McCool | at Toronto |
| Mar. 9, 1947 | Pat Lundy-NG | DETROIT | Frank Brimsek | at Boston |
| Nov. 19, 1947 | Buddy O'Connor-NG | NY Rangers | Harry Lumley | at DETROIT |

PENALTY SHOTS INVOLVING RED WINGS

| DATE | PLAYER | TEAM | GOALIE | TEAM |
|---------------|----------------------|-----------------|--------------------|----------------|
| Mar. 5, 1953 | Gordie Howe | at DETROIT | Gump Worsley | NY Rangers |
| Dec. 31, 1961 | Gordie Howe | at DETROIT | John Bower | Toronto |
| Jan. 31, 1962 | Bruce MacGregor-NG | DETROIT | Glenn Hall | at Chicago |
| Feb. 4, 1962 | Alex Delvecchio-NG | DETROIT | Bruce Gamble | at Boston |
| Mar. 14, 1962 | Andy Bathgate | NY Rangers | Hank Bassen | at DETROIT |
| Feb. 26, 1963 | Camille Henry | NY Rangers | Terry Sawchuk | at DETROIT |
| Nov. 20, 1963 | Doug Barkley | DETROIT | Glenn Hall | at Chicago |
| Nov. 27, 1963 | Rod Gilbert | at NY Rangers | Terry Sawchuk | DETROIT |
| Dec. 8, 1963 | Claude LaForge | at DETROIT | Don Simmons | Toronto |
| Jan. 5, 1967 | Norm Ullman | at DETROIT | Glenn Hall | Chicago |
| Feb. 8, 1967 | Pete Stenkowski-NG | at Toronto | Roger Crozier | DETROIT |
| Jan. 28, 1968 | Wayne Connelly-NG | at Minnesota | Roger Crozier | DETROIT |
| Mar. 9, 1968 | Mike Walton | at Toronto | Roger Crozier | DETROIT |
| Oct. 28, 1968 | Claude Provost-NG | Montreal | Roger Crozier | at DETROIT |
| Dec. 6, 1969 | Andre Boudrias-NG | at St. Louis | Roger Crozier | DETROIT |
| Jan. 14, 1971 | Jean Pronovost | Pittsburgh | Roy Edwards | at DETROIT |
| Feb. 29, 1972 | Guy Charron-NG | at DETROIT | Ed Dycck | Vancouver |
| Jan. 10, 1973 | Ron Schock-NG | at Pittsburgh | Roy Edwards | DETROIT |
| Jan. 28, 1973 | Jacques Lemaire-NG | at Montreal | Denis DeJordy | DETROIT |
| Mar. 7, 1974 | Bill Clement | at Philadelphia | Jim Rutherford | DETROIT |
| Jan. 23, 1975 | Pierre Jarry-NG | DETROIT | Roger Crozier | at Buffalo |
| Feb. 1, 1975 | Lorne Henning | NY Islanders | Jim Rutherford | at DETROIT |
| Dec. 4, 1976 | Dennis Polonich-NG | DETROIT | Rogation Vachon | at Los Angeles |
| Dec. 12, 1976 | Bill Lochead-NG | DETROIT | Gilles Gilbert | at Boston |
| Jan. 6, 1977 | Dean Talafoos-NG | Minnesota | Ed Giacomin | at DETROIT |
| Mar. 12, 1977 | Lanny McDonald-NG | Toronto | Jim Rutherford | at DETROIT |
| Nov. 5, 1977 | Reed Larson-NG | at DETROIT | Gilles Meloche | Cleveland |
| Mar. 5, 1978 | Andre St. Laurent-NG | at DETROIT | Gary Smith | Minnesota |
| Nov. 22, 1978 | Dale McCourt-NG | DETROIT | Mario Lessard | at Los Angeles |
| Jan. 30, 1980 | Mike Foligno | DETROIT | Paul Harrison | at Toronto |
| Mar. 26, 1980 | Mike Foligno-NG | at DETROIT | Ron Low | Edmonton |
| Mar. 14, 1981 | Bernie Federko | at St. Louis | Larry Lozinski | DETROIT |
| Feb. 11, 1982 | Thomas Gradin | at DETROIT | Gilles Gilbert | Vancouver |
| Feb. 11, 1982 | Ivan Hlinka | at DETROIT | Gilles Gilbert | Vancouver |
| Dec. 8, 1982 | Clark Gillies-NG | NY Islanders | Corrado Miclaef | at DETROIT |
| Dec. 10, 1983 | Alain Lemieux | at St. Louis | Greg Stefan | DETROIT |
| Jan. 9, 1984 | Ron Duguay-NG | at DETROIT | Grant Fuhr | Edmonton |
| Jan. 14, 1984 | Brent Peterson | Buffalo-NG | Greg Stefan | at DETROIT |
| Feb. 1, 1984 | Bob Crawford | Hartford | Ken Holland | at DETROIT |
| Feb. 7, 1985 | Dwight Foster | at DETROIT | Rick Wamsley | St. Louis |
| Oct. 8, 1985 | Bo Berglund | Minnesota | Corrado Micalef | at DETROIT |
| Oct. 16, 1985 | Gerard Gallant | at DETROIT | Brian Hayward | Winnipeg |
| Dec. 15, 1985 | Denis Savard | at Chicago | Greg Stefan | DETROIT |
| Feb. 16, 1986 | Pierre LaRouche-NG | at NY Rangers | Corrado Micalef | DETROIT |
| Feb. 16, 1986 | Mike Ridley-NG | at NY Rangers | Corrado Micalef | DETROIT |
| Feb. 17, 1987 | Petr Klima-NG | DETROIT | John Vanbiesbrouck | at NY Rangers |
| Mar. 5, 1987 | Bob Probert | at DETROIT | Kari Takko | Minnesota |
| Mar. 25, 1987 | Mel Bridgman | at DETROIT | Roland Melanson | Los Angeles |
| Nov. 22, 1987 | Steve Yzerman-NG | at DETROIT | Doug Kerns | Boston |
| Feb. 3, 1988 | Denis Savard-NG | at Chicago | Glen Hanlon | DETROIT |
| Apr. 9, 1988* | Petr Klima | DETROIT | Allan Bester | at Toronto |
| Oct. 28, 1988 | Miroslav Frycer-NG | at DETROIT | Don Beaupre | Minnesota |

PENALTY SHOTS INVOLVING RED WINGS

| DATE | PLAYER | TEAM | GOALIE | TEAM |
|----------------|-----------------------|----------------|--------------------|---------------|
| Feb. 13, 1989 | Steve Yzerman | at DETROIT | Bob Essensa | Winnipeg |
| Feb. 19, 1989 | Mike Foligno-NG | at Buffalo | Glen Hanlon | DETROIT |
| Mar. 31, 1989 | Petr Klima-NG | at DETROIT | Jon Casey | Minnesota |
| Nov. 3, 1989 | Jimmy Carson-NG | at DETROIT | Mike Liut | Harford |
| Feb. 19, 1990 | Russ Courtnall | Montreal | Tim Cheveldae | at DETROIT |
| Nov. 23, 1990 | Rich Sutter-NG | St. Louis | Tim Cheveldae | at DETROIT |
| Nov. 29, 1990 | Joe Kocur | DETROIT | Jacques Cloutier | at Chicago |
| Jan. 9, 1991 | Ken Linseman-NG | Edmonton | Tim Cheveldae | at DETROIT |
| Jan. 25, 1991 | Brent Fedyk-NG | at DETROIT | Vince Riendeau | St. Louis |
| Oct. 30, 1991 | Kevin Miller | at DETROIT | Patrick Roy | Montreal |
| Nov. 2, 1991 | Wes Walz-NG | at Boston | Tim Cheveldae | DETROIT |
| Jan. 3, 1992 | Steve Yzerman | at DETROIT | Grant Fuhr | Toronto |
| Jan. 29, 1992 | Steve Yzerman | at DETROIT | Daren Puppa | Buffalo |
| Nov. 27, 1992 | Paul Ysebaert | at DETROIT | Rob Stauber | Los Angeles |
| Mar. 18, 1993 | Steve Yzerman-NG | at DETROIT | Darcy Wakaluk | Minnesota |
| Dec. 27, 1993 | Sergei Fedorov | DETROIT | Andy Moog | at Dallas |
| Mar. 4, 1994 | Peter Zezel-NG | Toronto | Chris Osgood | at DETROIT |
| Mar. 22, 1994 | Mark Howe-NG | at DETROIT | Ed Belfour | Chicago |
| Feb. 12, 1995 | Sergei Fedorov-NG | at DETROIT | Kelly Hrudey | Los Angeles |
| Mar. 22, 1995 | Bob Errey-NG | at DETROIT | Nikolai Khabibulin | Winnipeg |
| Apr. 1, 1995 | Dave Gagner-NG | at Dallas | Chris Osgood | DETROIT |
| Nov. 2, 1995 | Steve Yzerman-NG | DETROIT | Blaine Lacher | at Boston |
| Nov. 22, 1995 | Igor Larionov | DETROIT | Arturs Irbe | at San Jose |
| Nov. 18, 1996 | Mike Hudson-NG | at Phoenix | Chris Osgood | DETROIT |
| Nov. 5, 1997 | Brendan Shanahan-NG | DETROIT | Trevor Kidd | at Carolina |
| Dec. 1, 1997 | Alexander Mogilny | at Vancouver | Chris Osgood | DETROIT |
| Oct. 29, 1998 | Geoff Courtnall | at St. Louis | Chris Osgood | DETROIT |
| Feb. 26, 1999 | Pavel Bure | Florida | Chris Osgood | at DETROIT |
| Dec. 28, 1999 | Miroslav Satan-NG | at Buffalo | Ken Wregget | DETROIT |
| Mar. 18, 2000 | Chris Drury | at Colorado | Ken Wregget | DETROIT |
| Feb. 18, 2001 | Joe Nieuwendyk | at Dallas | Chris Osgood | DETROIT |
| Feb. 26, 2002 | Dan Boyle-NG | at Tampa Bay | Dominik Hasek | DETROIT |
| Apr. 21, 2002* | Todd Bertuzzi | at Vancouver | Dominik Hasek | DETROIT |
| Dec. 6, 2002 | Mathieu Dandenault-NG | at Dallas | Marty Turco | Dallas |
| Jan. 19, 2003 | Tomas Holmstrom | at DETROIT | Dan Cloutier | Vancouver |
| Nov. 1, 2003 | Brendan Shanahan - NG | DETROIT | Tommy Salo | at Edmonton |
| Nov. 15, 2003 | Pavel Datsyuk - NG | DETROIT | Dwayne Roloson | at Minnesota |
| Dec. 13, 2003 | Brett Hull - NG | DETROIT | Olaf Kolzig | at Washington |
| Apr. 7, 2004* | Steve Sullivan - NG | Nashville | Manny Legace | at DETROIT |
| Nov. 1, 2005 | Robert Lang - NG | Detroit | Nikolai Khabibulin | Chicago |
| Nov. 28, 2005 | Joseph Corvo | at Los Angeles | Jimmy Howard | DETROIT |
| Dec. 1, 2005 | Shean Donovan | Calgary | Jimmy Howard | at DETROIT |
| Feb. 28, 2006 | Nils Ekman - NG | at San Jose | Manny Legace | DETROIT |
| Mar. 4, 2006 | Nicklas Lidstrom - NG | DETROIT | Philippe Sauve | at Phoenix |
| Mar. 7, 2006 | Mark Mowers - NG | DETROIT | Curtis Joseph | Phoenix |
| Mar. 21, 2006 | Scott Hartnell | Nashville | Manny Legace | at DETROIT |
| Mar. 4, 2007 | Tomas Holmstrom - NG | DETROIT | Peter Budaj | Colorado |
| Apr. 21, 2007* | Dan Cleary | DETROIT | Miikka Kiprusoff | Calgary |
| Dec. 10, 2007 | Valtteri Filppula | DETROIT | Dan Ellis | at Nashville |
| Dec. 15, 2007 | Valtteri Filppula | at DETROIT | Tomas Vokoun | Florida |
| Dec. 15, 2007 | Pavel Datsyuk - NG | at DETROIT | Tomas Vokoun | Florida |
| Dec. 29, 2007 | Radim Vrbata | at Phoenix | Chris Osgood | DETROIT |

PENALTY SHOTS INVOLVING RED WINGS

| DATE | PLAYER | TEAM | GOALIE | TEAM |
|---------------|-------------------------|----------------|--------------------|---------------|
| Mar. 11, 2008 | Robert Lang – NG | Chicago | Chris Osgood | at DETROIT |
| Dec. 15, 2008 | Jordan Leopold | Colorado | Chris Osgood | at DETROIT |
| Apr. 11, 2009 | Dustin Byfuglien | Chicago | Ty Conklin | at DETROIT |
| Oct. 13, 2009 | Valtteri Filppula – NG | DETROIT | Ryan Miller | at Buffalo |
| Dec. 6, 2009 | Ryan Callahan – NG | at NY Rangers | Jimmy Howard | DETROIT |
| Mar. 15, 2010 | Curtis Glencross – NG | at Calgary | Jimmy Howard | DETROIT |
| Apr. 9, 2010 | Darren Helm – NG | DETROIT | Steve Mason | at Columbus |
| May 4, 2010* | Henrik Zetterberg – NG | at DETROIT | Evgeni Nabokov | San Jose |
| May 8, 2010* | Joe Pavelski – NG | at San Jose | Jimmy Howard | DETROIT |
| Nov. 11, 2010 | Mike Modano – NG | at DETROIT | Nikolai Khabibulin | Edmonton |
| Nov. 26, 2010 | Jared Boll – NG | at Columbus | Jimmy Howard | DETROIT |
| Jan. 18, 2011 | Chris Conner | at Pittsburgh | Joey MacDonald | DETROIT |
| Mar. 2, 2011 | Bobby Ryan | at Anaheim | Jimmy Howard | DETROIT |
| Nov. 19, 2011 | Anze Kopitar – NG | at Los Angeles | Jimmy Howard | DETROIT |
| Dec. 30, 2011 | Jonathan Toews | at Chicago | Jimmy Howard | DETROIT |
| Jan. 7, 2012 | Phil Kessel | at Toronto | Jimmy Howard | DETROIT |
| Jan. 8, 2012 | Jimmy Hayes – NG | at Chicago | Ty Conklin | DETROIT |
| Feb. 5, 2013 | Jarome Iginla – NG | Calgary | Jimmy Howard | DETROIT |
| Mar. 13, 2013 | Mikael Backlund – NG | at Calgary | Jonas Gustavsson | DETROIT |
| Mar. 16, 2013 | Jannik Hansen – NG | at Vancouver | Jimmy Howard | DETROIT |
| Mar. 25, 2013 | Lauri Korpikoski – NG | at Phoenix | Jonas Gustavsson | DETROIT |
| Apr. 14, 2013 | Bobby Butler – NG | at Nashville | Jimmy Howard | DETROIT |
| May 27, 2013* | Michael Frolik | Chicago | Jimmy Howard | at DETROIT |
| Oct. 2, 2013 | Cory Emmerton – NG | at DETROIT | Ryan Miller | Buffalo |
| Nov. 24, 2013 | Steve Ott – NG | at Buffalo | Jonas Gustavsson | DETROIT |
| Jan. 4, 2014 | Justin Abdelkader – NG | DETROIT | Dan Ellis | at Dallas |
| Feb. 3, 2014 | David Booth – NG | Vancouver | Jimmy Howard | at DETROIT |
| Feb. 8, 2014 | Nikita Kucherov – NG | at Tampa Bay | Jimmy Howard | DETROIT |
| Mar. 22, 2014 | Charlie Coyle | at Minnesota | Jimmy Howard | DETROIT |
| Oct. 31, 2014 | Dustin Brown – NG | Los Angeles | Jimmy Howard | at DETROIT |
| Nov. 5, 2014 | Gustav Nyquist – NG | DETROIT | Henrik Lundqvist | at NY Rangers |
| Feb. 5, 2015 | Martin Erat – NG | at Arizona | Petr Mrazek | DETROIT |
| Dec. 14, 2015 | Tomas Jurco – NG | DETROIT | Henrik Lundqvist | at NY Rangers |
| Feb. 21, 2016 | Jesper Fast – NG | at NY Rangers | Petr Mrazek | DETROIT |
| Jan. 5, 2017 | Tanner Pearson – NG | at Los Angeles | Jared Coreau | DETROIT |
| Mar. 15, 2017 | Gabriel Landeskog – NG | at Colorado | Jimmy Howard | DETROIT |
| Oct. 16, 2017 | Justin Abdelkader | at DETROIT | Andrei Vasilevskiy | Tampa Bay |
| Dec. 29, 2017 | Brady Skjei – NG | at NY Rangers | Jimmy Howard | DETROIT |
| Jan. 3, 2018 | Andreas Athanasiou – NG | at DETROIT | Craig Anderson | Ottawa |
| Mar. 24, 2018 | Martin Frk – NG | DETROIT | Frederik Andersen | at Toronto |
| Oct. 15, 2018 | Jonathan Drouin | at Montreal | Jimmy Howard | DETROIT |
| Oct. 20, 2018 | Aleksander Barkov – NG | at Florida | Jimmy Howard | DETROIT |
| Nov. 15, 2018 | Andreas Athanasiou – NG | DETROIT | Craig Anderson | at Ottawa |
| Nov. 15, 2018 | Michael Rasmussen – NG | DETROIT | Craig Anderson | at Ottawa |
| Jan. 2, 2019 | Andreas Athanasiou | at DETROIT | Mike Smith | Calgary |
| Feb. 14, 2019 | Andreas Athanasiou | at DETROIT | Anders Nilsson | Ottawa |
| Feb. 11, 2020 | Conor Sheary – NG | at Buffalo | Jonathan Bernier | DETROIT |
| *-Playoffs | | | | |

DETROIT RED WINGS ALL-TIME HAT TRICKS

REGULAR SEASON AND PLAYOFFS

- 1926-27 — Duke Keats vs. Pittsburgh, Mar. 10, 1927
 1927-28 — Larry Aurie @ NY Rangers, Jan. 3, 1928
 George Hay vs. Toronto, Mar. 6, 1928
 1928-29 — NONE
 1929-30 — Carson Cooper @ Montreal Maroons, Nov. 28, 1929
 Herbie Lewis (4) vs. Pittsburgh, Feb. 9, 1930
 1930-31 — Larry Aurie @ NY Americans, Dec. 21, 1930
 Ebbie Goodfellow (4) vs. Toronto, Dec. 25, 1930
 1931-32 — NONE
 1932-33 — Johnny Sorrell vs. NY Americans, Nov. 15, 1932
 1933-34 — Johnny Sorrell (4) vs. NY Americans, Nov. 12, 1933
 1934-35 — Cooney Weiland @ St. Louis, Dec. 13, 1934
 1935-36 — Marty Barry vs. Montreal, Jan. 5, 1936
 Syd Howe vs. NY Americans, March 22, 1936
 1936-37 — Larry Aurie @ NY Rangers, Feb. 2, 1937
 Johnny Sorrell vs. Boston, Feb. 7, 1937
 Syd Howe vs. Chicago, Feb. 21, 1937
 Marty Barry @ Montreal Maroons, Mar. 2, 1937
 1937-38 — Herbie Lewis vs. Boston, Mar. 6, 1938
 Carl Liscombe vs. Chicago, Mar. 13, 1938
 1938-39 — Gus Geisberecht vs. NY Americans, Feb. 5, 1939
 Syd Howe vs. NY Americans, Mar. 2, 1939
 *Syd Howe vs. Montreal, Mar. 23, 1939
 1939-40 — Syd Howe vs. Canadiens, Dec. 25, 1939
 1940-41 — Mud Bruneteau (4) @ NY Americans, Mar. 6, 1941
 1941-42 — NONE
 1942-43 — Carl Liscombe vs. NY Rangers, Nov. 5, 1942
 Syd Howe @ Toronto, Dec. 12, 1942
 Carl Liscombe vs. NY Rangers, Jan. 24, 1943
 *Mud Bruneteau vs. Boston, April 1, 1943
 *Don Grosso @ Boston, April 7, 1943
 1943-44 — Mud Bruneteau (4) vs. Boston, Nov. 7, 1943
 Mud Bruneteau vs. Chicago, Nov. 21, 1943
 Syd Howe vs. NY Rangers, Jan. 23, 1944
 Syd Howe (6) vs. NY Rangers, Feb. 3, 1944
 Joe Carveth @ NY Rangers, Feb. 10, 1944
 Adam Brown vs. NY Rangers, Mar. 2, 1944
 Mud Bruneteau vs. Toronto, Mar. 12, 1944
 Carl Liscombe vs. Boston, Mar. 16, 1944
 1944-45 — Jud McAtee vs. NY Rangers, Nov. 2, 1944
 Flash Hollett vs. NY Rangers, Dec. 21, 1944
 Joe Carveth vs. Boston, Mar. 4, 1945
 *Carl Liscombe (4) vs. Boston, Apr. 3, 1945
 1945-46 — Adam Brown vs. Boston, Oct. 28, 1945
 1946-47 — Pete Horeck (4) vs. Chicago, Jan. 23, 1947
 Roy Conacher vs. Montreal, Feb. 22, 1947
 Roy Conacher (4) @ Chicago, Mar. 16, 1947
 Ted Lindsay vs. Chicago, Mar. 16, 1947
 1947-48 — Jim McFadden vs. Chicago, Nov. 22, 1947
 1948-49 — Gerry Couture @ Chicago, Nov. 28, 1948
 Ted Lindsay @ Chicago, Feb. 2, 1949
 1949-50 — Sid Abel vs. Boston, Nov. 2, 1949
 Gerry Couture (4) @ Boston, Feb. 11, 1950
 Gordie Howe @ Boston, Feb. 11, 1950
 1950-51 — Gordie Howe vs. Toronto, Mar. 19, 1950
 Gordie Howe @ Chicago, Jan. 17, 1951
 Gordie Howe @ Chicago, Jan. 23, 1951
 George Gee @ Chicago, Mar. 11, 1951
 Gordie Howe vs. Chicago, Mar. 17, 1951
 1951-52 — Gordie Howe vs. Montreal, Dec. 31, 1951
 Gordie Howe vs. Montreal, Mar. 23, 1952
 1952-53 — Gordie Howe vs. Toronto, Jan. 11, 1953
 Gordie Howe vs. Chicago, Jan. 29, 1953
 Ted Lindsay (4) vs. Boston, Mar. 2, 1953
 1953-54 — NONE
 1954-55 — Red Kelly vs. Boston, Oct. 21, 1954
 Dutch Reibel @ Chicago, Jan. 9, 1955
 Gordie Howe vs. Chicago, Mar. 3, 1955
 Dutch Reibel vs. Toronto, Mar. 13, 1955
 Ted Lindsay vs. Montreal, Nov. 20, 1955
 *Ted Lindsay (4) vs. Montreal, Apr. 5, 1955
 *Gordie Howe vs. Montreal, Apr. 10, 1955
 1955-56 — Gordie Howe vs. Boston, Jan. 19, 1956
 1956-57 — Ted Lindsay vs. Montreal, Nov. 18, 1956
 Gordie Howe vs. NY Rangers, Dec. 25, 1956
 Lorne Ferguson @ NY Rangers, Feb. 2, 1957
 1957-58 — Jack McIntyre vs. Boston, Feb. 22, 1958
 1958-59 — Alex Delvecchio @ Chicago, Oct. 18, 1958
 Johnny Wilson vs. Boston, Nov. 18, 1958
 1959-60 — Norm Ullman vs. Boston, Jan. 21, 1960
 1960-61 — Howie Glover @ Toronto, Jan. 4, 1961
 Norm Ullman (4) vs. NY Rangers, Mar. 14, 1961
 1961-62 — Vic Stasiuk vs. Boston, Oct. 19, 1961
 Norm Ullman vs. Toronto, Dec. 3, 1961
 Gordie Howe vs. Toronto, Dec. 31, 1961
 1962-63 — Norm Ullman vs. NY Rangers, Mar. 14, 1963
 1963-64 — Norm Ullman @ Boston, Mar. 8, 1964
 Floyd Smith vs. Chicago, Mar. 15, 1964
 *Norm Ullman @ Chicago, Mar. 29, 1964
 *Norm Ullman vs. Chicago, Apr. 7, 1964
 1964-65 — Norm Ullman vs. Montreal, Feb. 28, 1965
 Norm Ullman @ NY Rangers, Mar. 19, 1965
 Gordie Howe vs. Chicago, Mar. 21, 1965
 Alex Delvecchio vs. NY Rangers, Mar. 25, 1965
 *Norm Ullman vs. Chicago, Apr. 11, 1965
 1965-66 — Norm Ullman vs. Boston, Dec. 2, 1965
 Gordie Howe @ Boston, Dec. 12, 1965
 Bruce MacGregor @ Chicago, Dec. 19, 1965
 Norm Ullman vs. Toronto, Jan. 16, 1966
 1966-67 — Paul Henderson (4) vs. NY Rangers, Oct. 27, 1966
 Dean Prentice vs. NY Rangers, Jan. 22, 1967
 Norm Ullman @ Toronto, Feb. 8, 1967
 1967-68 — Norm Ullman vs. Montreal, Dec. 17, 1967
 Floyd Smith vs. Los Angeles, Feb. 1, 1968
 Gordie Howe @ St. Louis, March 16, 1968
 1968-69 — Frank Mahovlich vs. Boston, Oct. 31, 1968
 Garry Unger vs. Minnesota, Dec. 15, 1968
 Frank Mahovlich vs. Minnesota, Dec. 31, 1968

DETROIT RED WINGS ALL-TIME HAT TRICKS

REGULAR SEASON AND PLAYOFFS

| | | | |
|-----------|--|-----------|--|
| | Pete Stelmowski vs. Los Angeles, Jan. 9, 1969 | | Steve Yzerman vs. Toronto, Dec. 23, 1983 |
| | Frank Mahovlich (4) vs. Oakland, Jan. 12, 1969 | | John Ogrodnick vs. Toronto, Dec. 23, 1983 |
| | Gordie Howe vs. Chicago, Feb. 6, 1969 | | Ivan Boldirev @ Toronto, Feb. 19, 1984 |
| | Frank Mahovlich vs. Los Angeles, Feb. 9, 1969 | | Ivan Boldirev (4) @ Los Angeles, March 24, 1984 |
| | Gordie Howe vs. Los Angeles, Feb. 16, 1969 | 1984-85 — | John Ogrodnick vs. Toronto, Dec. 4, 1984 |
| 1969-70 — | Gordie Howe vs. Pittsburgh, Nov. 2, 1969 | | Lane Lambert @ Calgary, Dec. 28, 1984 |
| | Frank Mahovlich @ Montreal, Nov. 19, 1969 | | Ron Duguay @ Chicago, Feb. 17, 1985 |
| | Garry Unger vs. Oakland, Dec. 28, 1969 | | Danny Gare vs. Vancouver, Feb. 27, 1985 |
| | Alex Delvecchio @ Philadelphia, Jan. 3, 1970 | | Reed Larson vs. Vancouver, Feb. 27, 1985 |
| 1970-71 — | NONE | | Ron Duguay vs. Minnesota, Mar. 1, 1985 |
| 1971-72 — | Nick Libett @ Buffalo, Jan. 27, 1972 | | John Ogrodnick @ Edmonton, Mar. 13, 1985 |
| | Mickey Redmond vs. California, Feb. 6, 1972 | | Ron Duguay @ Vancouver, Mar. 15, 1985 |
| | Marcel Dionne vs. Montreal, Mar. 19, 1972 | | Steve Yzerman @ Toronto, Mar. 30, 1985 |
| 1972-73 — | Mickey Redmond @ Montreal, Jan. 12, 1973 | 1985-86 — | Danny Gare vs. Pittsburgh, Oct. 30, 1985 |
| | Marcel Dionne vs. Montreal, Feb. 22, 1973 | | Warren Young @ St. Louis, Dec. 7, 1985 |
| 1973-74 — | Guy Charron vs. California, Oct. 21, 1973 | | Petr Klima @ Chicago, Mar. 5, 1986 |
| | Guy Charron vs. Toronto, Nov. 11, 1973 | | Petr Klima vs. Chicago, Mar. 22, 1986 |
| | Red Berenson vs. Los Angeles, Jan. 12, 1974 | 1986-87 — | Shawn Burr @ Philadelphia, Nov. 13, 1986 |
| | Mickey Redmond vs. NY Islanders, Feb. 24, 1974 | | Petr Klima @ Boston, Mar. 2, 1987 |
| 1974-75 — | Mickey Redmond vs. Washington, Oct. 19, 1974 | 1987-88 — | Tim Higgins vs. Chicago, Dec. 4, 1987 |
| | Marcel Dionne @ Vancouver, Jan. 12, 1974 | | Gerard Gallant vs. Minnesota, Dec. 18, 1987 |
| | Marcel Dionne @ Boston, Dec. 5, 1974 | | Bob Probert vs. St. Louis, Dec. 31, 1987 |
| | Phil Roberto vs. Toronto, Feb. 9, 1975 | | Steve Yzerman @ Winnipeg, Jan. 3, 1988 |
| | Danny Grant @ Vancouver, Feb. 14, 1975 | | Steve Yzerman @ Montreal, Feb. 6, 1988 |
| | Mickey Redmond vs. NY Rangers, Mar. 22, 1975 | | Gerard Gallant vs. New Jersey, Feb. 12, 1988 |
| 1975-76 — | Michel Bergeron @ Washington, Dec. 12, 1975 | | Gerard Gallant vs. NY Rangers, Mar. 26, 1988 |
| | Michel Bergeron (4) vs. St. Louis, Mar. 18, 1976 | | *Petr Klima vs. Toronto, Apr. 7, 1988 |
| 1976-77 — | Dan Maloney vs. Cleveland, Nov. 19, 1976 | | *Petr Klima vs. St. Louis, Apr. 21, 1988 |
| | Dennis Hextall vs. Atlanta, Dec. 18, 1976 | 1988-89 — | Steve Yzerman vs. Philadelphia, Nov. 4, 1988 |
| 1977-78 — | Dale McCourt vs. Washington, Jan. 22, 1978 | | Steve Yzerman @ Philadelphia, Nov. 12, 1988 |
| | Paul Woods vs. Vancouver, Feb. 12, 1978 | | Gerard Gallant vs. St. Louis, Jan. 4, 1989 |
| | Dale McCourt vs. Atlanta, Feb. 16, 1978 | | Dave Barr @ NY Islanders, Feb. 21, 1989 |
| | Dale McCourt vs. Atlanta, Mar. 22, 1978 | | *Steve Yzerman vs. Chicago, Apr. 6, 1989 |
| 1978-79 — | Vaclav Nedomansky vs. Chicago, Oct. 28, 1978 | 1989-90 — | Steve Yzerman vs. Chicago, Dec. 15, 1989 |
| | Errol Thompson @ Boston, Dec. 7, 1978 | | Jimmy Carson @ Toronto, Dec. 27, 1989 |
| | Dale McCourt vs. Vancouver, Dec. 20, 1978 | | Shawn Burr vs. Minnesota, Jan. 9, 1990 |
| | Dale McCourt vs. Pittsburgh, Feb. 18, 1979 | | Steve Yzerman (4) vs. Edmonton, Jan. 31, 1990 |
| | Vaclav Nedomansky vs. Colorado, Feb. 25, 1979 | | Steve Yzerman vs. Los Angeles, Feb. 14, 1990 |
| | Andre St. Laurent vs. Colorado, Feb. 25, 1979 | 1990-91 — | Steve Yzerman @ Toronto, Nov. 17, 1990 |
| | Vaclav Nedomansky vs. St. Louis, Feb. 28, 1979 | | Johan Garpenlov (4) vs. St. Louis, Nov. 23, 1990 |
| 1979-80 — | Vaclav Nedomansky @ Winnipeg, Oct. 17, 1979 | | Steve Yzerman @ Winnipeg, Dec. 22, 1990 |
| | Errol Thompson @ Chicago, Dec. 16, 1979 | | Steve Yzerman @ St. Louis, Jan. 26, 1991 |
| | Mike Foligno @ Québec, Jan. 27, 1980 | | Jimmy Carson vs. Québec, Mar. 5, 1991 |
| | Mike Foligno vs. Pittsburgh, Jan. 31, 1980 | | *Steve Yzerman vs. St. Louis, Apr. 4, 1991 |
| 1980-81 — | Dale McCourt @ Colorado, Dec. 20, 1980 | 1991-92 — | Ray Sheppard @ Calgary, Nov. 12, 1991 |
| | Reed Larson @ Pittsburgh, Jan. 3, 1981 | | Steve Yzerman vs. Calgary, Dec. 3, 1991 |
| | Dale McCourt vs. NY Rangers, Feb. 19, 1981 | | Paul Ysebaert vs. Toronto, Jan. 3, 1992 |
| 1981-82 — | Mike Foligno vs. Calgary, Oct. 29, 1981 | | Steve Yzerman vs. Buffalo, Jan. 29, 1992 |
| | John Ogrodnick vs. Calgary, Oct. 29, 1981 | | Kevin Miller @ Buffalo, Feb. 12, 1992 |
| | John Ogrodnick vs. Los Angeles, Nov. 5, 1981 | | Jimmy Carson vs. San Jose, Feb. 15, 1992 |
| | Mark Osborne @ St. Louis, Dec. 1, 1981 | | Steve Yzerman @ Minnesota, Apr. 4, 1992 |
| 1982-83 — | John Ogrodnick vs. Calgary, Dec. 12, 1982 | | *Ray Sheppard @ Minnesota, Apr. 24, 1992 |
| | Reed Larson @ Pittsburgh, Feb. 15, 1983 | 1992-93 — | Steve Yzerman @ St. Louis, Oct. 24, 1992 |
| | Ivan Boldirev vs. Hartford, Feb. 20, 1983 | | Jimmy Carson vs. Pittsburgh, Nov. 13, 1992 |
| 1983-84 — | Ron Duguay vs. Chicago, Nov. 3, 1983 | | Steve Yzerman @ Calgary, Jan. 26, 1993 |

DETROIT RED WINGS ALL-TIME HAT TRICKS

REGULAR SEASON AND PLAYOFFS

Steve Yzerman @ Chicago, Feb. 14, 1993
 *Dino Ciccarelli vs. Toronto, Apr. 29, 1993
 1993-94 — Shawn Burr @ Buffalo, Oct. 18, 1993
 Ray Sheppard @ San Jose, Jan. 6, 1994
 Vyacheslav Kozlov @ San Jose, Jan. 6, 1994
 Ray Sheppard vs. Winnipeg, Jan. 29, 1994
 Sergei Fedorov vs. Calgary, Mar. 1, 1994
 Dino Ciccarelli (4) @ Vancouver, Apr. 5, 1994
 1995 — Ray Sheppard vs. Vancouver, Jan. 24, 1995
 Sergei Fedorov (4) vs. Los Angeles, Feb. 12, 1995
 *Dino Ciccarelli @ Dallas, May 11, 1995
 1995-96 — Vyacheslav Kozlov (4) @ Montreal, Dec. 2, 1995
 *Steve Yzerman @ St. Louis, May 8, 1996
 1996-97 — Brendan Shanahan vs. Toronto, Nov. 27, 1996
 Sergei Fedorov (5) vs. Washington, Dec. 26, 1996
 Brendan Shanahan @ Pittsburgh, Feb. 8, 1997
 Brendan Shanahan vs. San Jose, Feb. 12, 1997
 1997-98 — Doug Brown vs. New Jersey, Dec. 19, 1997
 Kirk Maltby @ Toronto, Dec. 27, 1997
 1998-99 — Brendan Shanahan vs. St. Louis, Oct. 16, 1998
 Vyacheslav Kozlov @ Buffalo, Feb. 21, 1999
 Brendan Shanahan @ Phoenix, Mar. 5, 1999
 *Steve Yzerman vs. Anaheim, Apr. 21, 1999
 1999-00 — Martin Lapointe vs. NY Rangers, Mar. 26, 2000
 *Martin Lapointe vs. Los Angeles, Apr. 15, 2000
 2000-01 — Sergei Fedorov vs. Boston, Nov. 22, 2001
 Brendan Shanahan (4) vs. Calgary, Mar. 15, 2001
 Tomas Holmstrom @ San Jose, Mar. 18, 2001
 2001-02 — Brendan Shanahan @ San Jose, Oct. 4, 2001
 Brett Hull @ St. Louis, Jan. 26, 2002
 *Brett Hull @ Vancouver, Apr. 27, 2002
 *Darren McCarty vs. Colorado, May 18, 2002
 2002-03 — Sergei Fedorov vs. Pittsburgh, Oct. 25, 2002
 Brendan Shanahan vs. Edmonton, Feb. 20, 2003
 Brett Hull vs. Ottawa, Mar. 16, 2003
 Brett Hull @ St. Louis, Mar. 29, 2003
 2003-04 — Brendan Shanahan vs. Nashville, Mar. 14, 2004
 2005-06 — Jason Williams vs. Columbus, Oct. 22, 2005
 Mathieu Schneider @ San Jose, Nov. 26, 2005
 Brendan Shanahan @ Chicago, Apr. 13, 2006
 2006-07 — Mathieu Schneider vs. Phoenix, Oct. 11, 2006
 Dan Cleary @ Columbus, Dec. 28, 2006
 Tomas Holmstrom @ Phoenix, Jan. 11, 2007
 Henrik Zetterberg @ Phoenix, Feb. 17, 2007
 Tomas Holmstrom @ Nashville, Feb. 24, 2007
 2007-08 — Henrik Zetterberg vs. Minnesota, Dec. 7, 2007
 Henrik Zetterberg vs. Columbus, Mar. 19, 2008
 *Johan Franzen vs. Colorado, Apr. 26, 2008
 *Johan Franzen @ Colorado, May 1, 2008
 *Pavel Datsyuk @ Dallas, May 12, 2008
 2008-09 — NONE
 2009-10 — Henrik Zetterberg vs. Anaheim, Nov. 14, 2009
 *Henrik Zetterberg @ Phoenix, Apr. 16, 2010
 *Johan Franzen (4) vs. San Jose, May 6, 2010

2010-11 — Nicklas Lidstrom vs. St. Louis, Dec. 15, 2010
 Patrick Eaves vs. Dallas, Dec. 29, 2010
 Johan Franzen (5) @ Ottawa, Feb. 2, 2011
 2011-12 — Johan Franzen vs. Colorado, Nov. 8, 2011
 2012-13 — Henrik Zetterberg vs. St. Louis, Feb. 1, 2013
 Justin Abdelkader @ Anaheim, Mar. 22, 2013
 2013-14 — Gustav Nyquist @ Washington, Feb. 2, 2014
 Johan Franzen @ Ottawa, Feb. 27, 2014
DARREN HELM @ Toronto, Mar. 29, 2014
 2014-15 — Henrik Zetterberg vs. Buffalo, Jan. 18, 2015
 2015-16 — Justin Abdelkader vs. Toronto, Oct. 9, 2015
 2016-17 — Mike Green vs. Ottawa, Oct. 17, 2016
 Tomas Tatar vs. Anaheim, Dec. 17, 2016
 2017-18 — NONE
 2018-19 — **FRANS NIELSEN vs. Tampa Bay, Dec. 4, 2018**
TYLER BERTUZZI @ Minnesota, Jan. 12, 2019
ANTHONY MANTHA vs. Boston, Mar. 31, 2019
 2019-20 — **ANTHONY MANTHA (4) vs. Dallas, Oct. 6, 2020**

*-Playoffs

ACTIVE PLAYERS IN BOLD CAPITALS

| | Regular Season | Playoffs | Combined |
|-------------------------|----------------|-----------|------------|
| 3-Goal Games | 233 | 23 | 256 |
| 4-Goal Games | 21 | 3 | 24 |
| 5-Goal Games | 2 | 0 | 2 |
| 6-Goal Games | 1 | 0 | 1 |
| TOTAL HAT TRICKS | 257 | 26 | 283 |

GAME-BY-GAME STANLEY CUP® PLAYOFF RESULTS

1929

DETROIT VS. TORONTO

| Date | W/L | Score | Home/Away |
|------|-----|-------|-----------|
| 3/19 | L | 1-3 | Home |
| 3/21 | L | 1-4 | Away |

Toronto won series 7 goals to 2

1932

DETROIT VS. MONTREAL MAROONS

| Date | W/L | Score | Home/Away |
|------|-----|-------|-----------|
| 3/27 | TIE | 1-1 | Home |
| 3/29 | L | 0-2* | Away |

*Shutout by Flat Walsh

Montreal won series 3 goals to 1

1933

DETROIT VS. MONTREAL MAROONS

| Date | W/L | Score | Home/Away |
|------|-----|-------|-----------|
| 3/25 | W | 2-0* | Away |
| 3/28 | W | 3-2 | Home |

*Shutout by John Roach

Detroit won series 5 goals to 2

DETROIT VS. NEW YORK RANGERS

| Date | W/L | Score | Home/Away |
|------|-----|-------|-----------|
| 3/30 | L | 0-2* | Away |
| 4/2 | L | 3-4 | Home |

*Shutout by Andy Aitkenhead

New York Rangers won series 6 goals to 3

1934

DETROIT VS. TORONTO

| Date | W/L | Score | Home/Away |
|------|-----|---------|-----------|
| 3/22 | W | 2-1 OT# | Away |
| 3/24 | W | 6-3 | Away |
| 3/26 | L | 1-3 | Home |
| 3/28 | L | 1-5 | Home |
| 3/30 | W | 1-0* | Home |

#Herbie Lewis scored at 1:33 of OT

*Shutout by Wilf Cude

Detroit won series 3 games to 2

STANLEY CUP FINALS

DETROIT VS. CHICAGO

| Date | W/L | Score | Home/Away |
|------|-----|------------|-----------|
| 4/3 | L | 1-2 OT# | Home |
| 4/5 | L | 1-4 | Home |
| 4/8 | W | 5-2 | Away |
| 4/10 | L | 0-1 OT## * | Away |

#Paul Thompson Scored at 1:10 of 2nd OT

##Mush March Scored at 10:05 of 2nd OT

*Shutout by Chuck Gardiner

Chicago won series 3 games to 1

1936

DETROIT VS. MONTREAL MAROONS

| Date | W/L | Score | Home/Away |
|------|-----|-----------|-----------|
| 3/24 | W | 1-0 OT# * | Away |
| 3/26 | W | 3-0* | Home |
| 3/29 | W | 2-1 | Home |

#Mud Bruneteau scored at 16:30 of 6th OT

*Shutouts by Norm Smith

Detroit won series 3 games to 0

STANLEY CUP FINALS

DETROIT VS. TORONTO

| Date | W/L | Score | Home/Away |
|------|-----|---------|-----------|
| 4/5 | W | 3-1 | Home |
| 4/7 | W | 9-4 | Home |
| 4/9 | L | 3-4 OT# | Away |
| 4/11 | W | 3-2 | Away |

#Buzz Boll Scored at 0:31 of OT

Detroit won series 3 games to 1

1935-36 - Detroit Red Wings - John Sorrell, Syd Howe, Marty Barry, Herbie Lewis, Larry Aurie, Mud Bruneteau, Wally Kilrea, Hec Kilrea, Gord Pettinger, Bucko McDonald, Ralph Bowman, Pete Kelly, Doug Young (Captain), Ebbie Goodfellow, Normie Smith, Jack Adams (Manager/Coach), Honey Walker (Trainer).

1937

DETROIT VS. MONTREAL CANADIENS

| Date | W/L | Score | Home/Away |
|------|-----|---------|-----------|
| 3/23 | W | 4-0* | Home |
| 3/25 | W | 5-1 | Home |
| 3/27 | L | 1-3 | Away |
| 3/30 | L | 2-3 | Away |
| 4/1 | W | 2-1 OT# | Away |

#Hec Kilrea scored at 11:49 of 3rd OT

*Shutout by Norm Smith

Detroit won series 3 games to 2

STANLEY CUP FINALS

DETROIT VS. NEW YORK RANGERS

| Date | W/L | Score | Home/Away |
|------|-----|-------|-----------|
| 4/6 | L | 1-5 | Away |
| 4/8 | W | 4-2 | Home |
| 4/11 | L | 0-1* | Home |
| 4/13 | W | 1-0** | Home |
| 4/15 | W | 3-0** | Home |

*Shutout by Dave Kerr

**Shutouts by Earl Robertson

Detroit won series 3 games to 2

1936-37 - Detroit Red Wings - Normie Smith, Pete Kelly, Larry Aurie, Herbie Lewis, Hec Kilrea, Mud Bruneteau, Syd Howe, Wally Kilrea, Jimmy Franks, Bucko McDonald, Gordon Pettinger, Ebbie Goodfellow, Johnny Gallagher, Scotty Bowman, Johnny Sorrell, Marty Barry, Earl Robertson, Johnny Sherf, Howard Mackie, Jack Adams (Manager/Coach), Honey Walker (Trainer).

1939

DETROIT VS. MONTREAL CANADIENS

| Date | W/L | Score | Home/Away |
|------|-----|------------|-----------|
| 3/21 | L | 0-2* | Away |
| 3/23 | W | 7-3+ | Home |
| 3/26 | W | 1-0 OT# ** | Home |

#Marty Barry scored at 7:47 of OT

*Shutout by Claude Bourque

**Shutout by Cecil Thompson

+Hat trick by Syd Howe

Detroit won series 2 games to 1

DETROIT VS. TORONTO

| Date | W/L | Score | Home/Away |
|------|-----|----------|-----------|
| 3/28 | L | 1-4 | Away |
| 3/30 | W | 3-1 | Home |
| 4/1 | L | 4-5 OT)# | Away |

#Gordie Drillon scored at 5:42 of OT

Toronto won series 2 games to 1

GAME-BY-GAME STANLEY CUP® PLAYOFF RESULTS

1940

DETROIT VS. NEW YORK AMERICANS

| Date | W/L | Score | Home/Away |
|------|-----|---------|-----------|
| 3/19 | W | 2-1 OT# | Home |
| 3/22 | L | 4-5 | Away |
| 3/24 | W | 3-1 | Home |

#Syd Howe scored at 0:25 of OT

Detroit won series 2 games to 1

DETROIT VS. TORONTO

| Date | W/L | Score | Home/Away |
|------|-----|-------|-----------|
| 3/26 | L | 1-2 | Away |
| 3/28 | L | 1-3 | Home |

Toronto won series 2 games to 0

1941

DETROIT VS. NEW YORK RANGERS

| Date | W/L | Score | Home/Away |
|------|-----|---------|-----------|
| 3/20 | W | 2-1 OT# | Home |
| 3/23 | L | 1-3 | Away |
| 3/25 | W | 3-2 | Home |

#Syd Howe scored at 12:01 of OT

Detroit won series 2 games to 1

DETROIT VS. CHICAGO

| Date | W/L | Score | Home/Away |
|------|-----|---------|-----------|
| 3/27 | W | 3-1 | Home |
| 3/30 | W | 2-1 OT# | Away |

#Gus Giesebrecht scored at 9:15 of OT

Detroit won series 2 games to 0

STANLEY CUP FINALS

DETROIT VS. BOSTON

| Date | W/L | Score | Home/Away |
|------|-----|-------|-----------|
| 4/6 | L | 2-3 | Away |
| 4/8 | L | 1-2 | Away |
| 4/10 | L | 2-4 | Home |
| 4/12 | L | 1-3 | Home |

Boston won series 4 games to 0

1942

DETROIT VS. MONTREAL

| Date | W/L | Score | Home/Away |
|------|-----|-------|-----------|
| 3/22 | W | 2-1 | Home |
| 3/24 | L | 0-5* | Away |
| 3/26 | W | 6-2 | Home |

*Shutout by Paul Bibeaull

Detroit won series 2 games to 1

DETROIT VS. BOSTON

| Date | W/L | Score | Home/Away |
|------|-----|-------|-----------|
| 3/29 | W | 6-4 | Away |
| 3/31 | W | 3-1 | Home |

Detroit won series 2 games to 0

STANLEY CUP FINALS

DETROIT VS. TORONTO

| Date | W/L | Score | Home/Away |
|------|-----|-------|-----------|
| 4/4 | W | 3-2 | Away |
| 4/7 | W | 4-2 | Away |
| 4/9 | W | 5-2 | Home |
| 4/12 | L | 3-4 | Home |
| 4/14 | L | 3-9 | Away |
| 4/16 | L | 0-3* | Home |
| 4/18 | L | 1-3 | Away |

*Shutout by Turk Broda

Toronto won series 4 games to 3

1943

DETROIT VS. TORONTO

| Date | W/L | Score | Home/Away |
|------|-----|----------|-----------|
| 3/21 | W | 4-2 | Home |
| 3/23 | L | 2-3 OT# | Home |
| 3/25 | W | 4-2 | Away |
| 3/27 | L | 3-6 | Away |
| 3/28 | W | 4-2 | Home |
| 3/30 | W | 3-2 OT## | Away |

#Jack McLean scored at 10:18 of 4th OT

##Adam Brown scored 9:21 of OT

Detroit won series 4 games to 2

STANLEY CUP FINALS

DETROIT VS. BOSTON

| Date | W/L | Score | Home/Away |
|------|-----|--------|-----------|
| 4/1 | W | 6-2+ | Home |
| 4/4 | W | 4-3 | Home |
| 4/7 | W | 4-0++* | Away |
| 4/8 | W | 2-0* | Away |

*Shutouts by John Mowers

+Hat trick by Mud Bruneteau

++Hat trick by Don Grosso

Detroit won series 4 games to 0

1942-43 - Detroit Red Wings - Jack Stewart, Jimmy Orlando, Sid Abel, Alex Motter, Harry Watson, Joe Carveth, Mud Bruneteau, Eddie Wares, Johnny Mowers, Cully Simon, Don Grosso, Carl Liscombe, Adam Brown, Syd Howe, Les Douglas, Harold Jackson, Joe Fisher, Connie Brown, Jack Adams (Manager), Ebbie Goodfellow (Coach), Honey Walker (Trainer).

1944

DETROIT VS. CHICAGO

| Date | W/L | Score | Home/Away |
|------|-----|-------|-----------|
| 3/21 | L | 1-2 | Home |
| 3/23 | W | 4-1 | Home |
| 3/26 | L | 0-2* | Away |
| 3/28 | L | 1-7 | Away |
| 3/30 | L | 2-5 | Home |

*Shutout by Mike Karakas

Chicago won series 4 games to 1

1945

DETROIT VS. BOSTON

| Date | W/L | Score | Home/Away |
|------|-----|---------|-----------|
| 3/20 | L | 3-4 | Home |
| 3/22 | L | 2-4 | Home |
| 3/25 | W | 3-2 | Away |
| 3/27 | W | 3-2 | Away |
| 3/29 | W | 3-2 OT# | Home |
| 4/1 | L | 3-5 | Away |
| 4/3 | W | 5-3+ | Home |

#Mud Bruneteau scored at 17:12 of OT

+Hat trick by Carl Liscombe

Detroit won series 4 games to 3

GAME-BY-GAME STANLEY CUP® PLAYOFF RESULTS

STANLEY CUP FINALS

DETROIT VS. TORONTO

| Date | W/L | Score | Home/Away |
|------|-----|------------|-----------|
| 4/6 | L | 0-1* | Home |
| 4/8 | L | 0-2* | Home |
| 4/12 | L | 0-1* | Away |
| 4/14 | W | 5-3 | Away |
| 4/19 | W | 2-0** | Home |
| 4/21 | W | 1-0 OT# ** | Away |
| 4/22 | L | 1-2 | Home |

#Eddie Bruneteau scored at 14:16 of OT

*Shutouts by Frank McCool

**Shutouts by Harry Lumley

Toronto won series 4 games to 3

1946

DETROIT VS. BOSTON

| Date | W/L | Score | Home/Away |
|------|-----|---------|-----------|
| 3/19 | L | 1-3 | Away |
| 3/21 | W | 3-0* | Away |
| 3/24 | L | 2-5 | Home |
| 3/26 | L | 1-4 | Home |
| 3/28 | L | 3-4 OT# | Away |

#Don Gallinger scored at 9:51 of OT

*Shutout by Harry Lumley

Boston won series 4 games to 1

1947

DETROIT VS. TORONTO

| Date | W/L | Score | Home/Away |
|------|-----|---------|-----------|
| 3/26 | L | 2-3 OT# | Away |
| 3/29 | W | 9-1 | Away |
| 4/1 | L | 1-4 | Home |
| 4/3 | L | 1-4 | Home |
| 4/5 | L | 1-6 | Away |

#Howie Meeker scored at 3:05 of OT

Toronto won series 4 games to 1

1948

DETROIT VS. NEW YORK RANGERS

| Date | W/L | Score | Home/Away |
|------|-----|-------|-----------|
| 3/24 | W | 2-1 | Home |
| 3/26 | W | 5-2 | Home |
| 3/28 | L | 2-3 | Away |
| 3/30 | L | 1-3 | Away |
| 4/1 | W | 3-1 | Home |
| 4/4 | W | 4-2 | Away |

Detroit won series 4 games to 2

STANLEY CUP FINALS

DETROIT VS. TORONTO

| Date | W/L | Score | Home/Away |
|------|-----|-------|-----------|
| 4/7 | L | 3-5 | Away |
| 4/10 | L | 2-4 | Away |
| 4/11 | L | 0-2* | Home |
| 4/14 | L | 2-7 | Home |

*Shutout by Turk Broda

Toronto won series 4 games to 0

1949

DETROIT VS. MONTREAL

| Date | W/L | Score | Home/Away |
|------|-----|----------|-----------|
| 3/22 | W | 2-1 OT# | Home |
| 3/24 | L | 3-4 OT## | Home |
| 3/26 | L | 2-3 | Away |
| 3/29 | W | 3-1 | Away |
| 3/31 | W | 3-1 | Home |
| 4/2 | L | 1-3 | Away |
| 4/5 | W | 3-1 | Home |

#Max McNab scored at 4:52 of 3rd OT

##Gerry Plamondon scored at 2:59 of OT

Detroit won series 4 games to 3

STANLEY CUP FINALS

DETROIT VS. TORONTO

| Date | W/L | Score | Home/Away |
|------|-----|---------|-----------|
| 4/8 | L | 2-3 OT# | Home |
| 4/10 | L | 1-3 | Home |
| 4/13 | L | 1-3 | Away |
| 4/16 | L | 1-3 | Away |

#Joe Klukay scored at 17:31 of OT

Toronto won series 4 games to 0

1950

DETROIT VS. TORONTO

| Date | W/L | Score | Home/Away |
|------|-----|------------|-----------|
| 3/28 | L | 0-5* | Home |
| 3/30 | W | 3-1 | Home |
| 4/1 | L | 0-2* | Away |
| 4/4 | W | 2-1 OT# | Away |
| 4/6 | L | 0-2* | Home |
| 4/8 | W | 4-0** | Away |
| 4/9 | W | 1-0 OT# ** | Home |

#Leo Reise scored at 0:38 of 2nd OT

##Leo Reise scored at 8:39 of OT

*Shutouts by Turk Broda

**Shutouts by Harry Lumley

Detroit won series 4 games to 3

STANLEY CUP FINALS

DETROIT VS. NEW YORK RANGERS

| Date | W/L | Score | Home/Away |
|------|-----|-----------|-----------|
| 4/11 | W | 4-1 | Home |
| 4/13 | L | 1-3 | ^Away |
| 4/15 | W | 4-0* | ^Away |
| 4/17 | L | 3-4 OT# | Home |
| 4/20 | L | 1-2 OT## | Home |
| 4/22 | W | 5-4 | Home |
| 4/23 | W | 4-3 OT### | Home |

^Games Played in Toronto

#Don Raleigh scored at 8:54 of OT

##Don Raleigh scored at 1:38 of OT

###Pete Babando scored at 8:31 of 2nd OT

*Shutout by Harry Lumley

Detroit won series 4 games to 3

1949-50 - Detroit Red Wings - Harry Lumley, Jack Stewart, Leo Reise Jr., Clare Martin, Al Dewsbury, Lee Fogolin, Marcel Pronovost, Red Kelly, Ted Lindsay, Sid Abel (Captain), Gordie Howe, George Gee, Jimmy Peters, Marty Pavelich, Jim McFadden, Pete Babando, Max McNab, Gerry Couture, Joe Carveth, Steve Black, Johnny Wilson, Larry Wilson, Doug McKay, Jack Adams (Manager), Tommy Ivan (Coach), Carl Mattson (Trainer).

GAME-BY-GAME STANLEY CUP® PLAYOFF RESULTS

1951

DETROIT VS. MONTREAL

| Date | W/L | Score | Home/Away |
|------|-----|------------|-----------|
| 3/27 | L | 2-3 OT# | Home |
| 3/29 | L | 0-1 OT## * | Home |
| 3/31 | W | 2-0** | Away |
| 4/3 | W | 4-1 | Away |
| 4/5 | L | 2-5 | Home |
| 4/7 | L | 2-3 | Away |

#Maurice Richard scored at 1:09 of 4th OT

##Maurice Richard scored at 2:20 of 3rd OT

*Shutout by Terry Sawchuk

**Shutout by Gerry McNeil

Montreal won series 4 games to 2

1952

DETROIT VS. TORONTO

| Date | W/L | Score | Home/Away |
|------|-----|-------|-----------|
| 3/25 | W | 3-0* | Home |
| 3/27 | W | 1-0* | Home |
| 3/29 | W | 6-2 | Away |
| 4/1 | W | 3-1 | Away |

*Shutouts by Terry Sawchuk

Detroit won series 4 games to 0

STANLEY CUP FINALS

DETROIT VS. MONTREAL

| Date | W/L | Score | Home/Away |
|------|-----|-------|-----------|
| 4/10 | W | 3-1 | Away |
| 4/12 | W | 2-1 | Away |
| 4/13 | W | 3-0* | Home |
| 4/15 | W | 3-0* | Home |

*Shutouts by Terry Sawchuk

Detroit won series 4 games to 0

1951-52 - Detroit Red Wings - Terry Sawchuk, Bob Goldham, Benny Woit, Red Kelly, Leo Reise Jr., Marcel Pronovost, Ted Lindsay, Tony Leswick, Gordie Howe, Metro Prystai, Marty Pavelich, Sid Abel (Captain), Glen Skov, Alex Delvecchio, Johnny Wilson, Vic Stasiuk, Larry Zeidel, Glenn Hall, Jack Adams (Manager), Tommy Ivan (Coach), Carl Mattson (Trainer).

1953

DETROIT VS. BOSTON

| Date | W/L | Score | Home/Away |
|------|-----|---------|-----------|
| 3/24 | W | 7-0* | Home |
| 3/26 | L | 3-5 | Home |
| 3/29 | L | 1-2 OT# | Away |
| 3/31 | L | 2-6 | Away |
| 4/2 | W | 6-4 | Home |
| 4/5 | L | 2-4 | Away |

#Jack McIntyre scored at 12:29 of OT

*Shutout by Terry Sawchuk

Boston won series 4 games to 2

1954

DETROIT VS. TORONTO

| Date | W/L | Score | Home/Away |
|------|-----|---------|-----------|
| 3/23 | W | 5-0* | Home |
| 3/25 | L | 1-3 | Home |
| 3/27 | W | 3-1 | Away |
| 3/30 | W | 2-1 | Away |
| 4/1 | W | 4-3 OT# | Home |

#Ted Lindsay scored at 1:01 of 2nd OT

*Shutout by Terry Sawchuk

Detroit won series 4 games to 1

STANLEY CUP FINALS

DETROIT VS. MONTREAL

| Date | W/L | Score | Home/Away |
|------|-----|------------|-----------|
| 4/4 | W | 3-1 | Home |
| 4/6 | L | 1-3 | Home |
| 4/8 | W | 5-2 | Away |
| 4/10 | W | 2-0* | Away |
| 4/11 | L | 0-1 OT# ** | Home |
| 4/13 | L | 1-4 | Away |
| 4/16 | W | 2-1 OT## | Home |

#Kenny Mosdell scored at 5:45 of OT

##Tony Leswick scored at 4:29 of OT

*Shutout by Terry Sawchuk

**Shutout by Gerry McNeil

Detroit won series 4 games to 3

1953-54 - Detroit Red Wings - Terry Sawchuk, Red Kelly, Bob Goldham, Benny Woit, Marcel Pronovost, Al Arbour, Keith Allen, Ted Lindsay (Captain), Tony Leswick, Gordie Howe, Marty Pavelich, Alex Delvecchio, Metro Prystai, Glen Skov, Johnny Wilson, Bill Dineen, Jimmy Peters, Dutch Reibel, Gilles Dube, Dave Gatherum, Jack Adams (Manager), Tommy Ivan (Coach), Carl Mattson (Trainer).

1955

DETROIT VS. TORONTO

| Date | W/L | Score | Home/Away |
|------|-----|-------|-----------|
| 3/22 | W | 7-4 | Home |
| 3/24 | W | 2-1 | Home |
| 3/26 | W | 2-1 | Away |
| 3/29 | W | 3-0* | Away |

*Shutout by Terry Sawchuk

Detroit won series 4 games to 0

STANLEY CUP FINALS

DETROIT VS. MONTREAL

| Date | W/L | Score | Home/Away |
|------|-----|-------|-----------|
| 4/3 | W | 4-2 | Home |
| 4/5 | W | 7-1+ | Home |
| 4/7 | L | 2-4 | Away |
| 4/9 | L | 3-5 | Away |
| 4/10 | W | 5-1++ | Home |
| 4/12 | L | 3-6 | Away |
| 4/14 | W | 3-1 | Home |

+4-Goal hat trick by Ted Lindsay

++Hat trick by Gordie Howe

Detroit won series 4 games to 3

1954-55 - Detroit Red Wings - Terry Sawchuk, Red Kelly, Bob Goldham, Marcel Pronovost, Benny Woit, Jim Hay, Larry Hillman, Ted Lindsay (Captain), Tony Leswick, Gordie Howe, Alex Delvecchio, Marty Pavelich, Glen Skov, Dutch Reibel, Johnny Wilson, Bill Dineen, Vic Stasiuk, Marcel Bonin, Jack Adams (Manager), Jimmy Skinner (Coach), Carl Mattson (Trainer).

1956

DETROIT VS. TORONTO

| Date | W/L | Score | Home/Away |
|------|-----|---------|-----------|
| 3/20 | W | 3-2 | Home |
| 3/22 | W | 3-1 | Home |
| 3/24 | W | 5-4 OT# | Away |
| 3/27 | L | 0-2* | Away |
| 3/29 | W | 3-1 | Home |

#Ted Lindsay scored at 4:22 of OT

*Shutout by Harry Lumley

Detroit won series 4 games to 1

GAME-BY-GAME STANLEY CUP® PLAYOFF RESULTS

STANLEY CUP FINALS

DETROIT VS. MONTREAL

| Date | W/L | Score | Home/Away |
|------|-----|-------|-----------|
| 3/31 | L | 4-6 | Away |
| 4/3 | L | 1-5 | Away |
| 4/5 | W | 3-1 | Home |
| 4/8 | L | 0-3* | Home |
| 4/10 | L | 1-3 | Away |

*Shutout by Jacques Plante

Montreal won series 4 games to 1

1957

DETROIT VS. BOSTON

| Date | W/L | Score | Home/Away |
|------|-----|-------|-----------|
| 3/26 | L | 1-3 | Home |
| 3/28 | W | 7-2 | Home |
| 3/31 | L | 3-4 | Away |
| 4/2 | L | 0-2* | Away |
| 4/4 | L | 3-4 | Home |

*Shutout by Don Simmons

Boston won series 4 games to 1

1958

DETROIT VS. MONTREAL

| Date | W/L | Score | Home/Away |
|------|-----|---------|-----------|
| 3/25 | L | 1-8 | Away |
| 3/27 | L | 1-5 | Away |
| 3/30 | L | 1-2 OT# | Home |
| 4/1 | L | 3-4 | Home |

#Andre Pronovost scored at 11:52 of OT

Montreal won series 4 games to 0

1960

DETROIT VS. TORONTO

| Date | W/L | Score | Home/Away |
|------|-----|----------|-----------|
| 3/23 | W | 2-1 | Away |
| 3/26 | L | 2-4 | Away |
| 3/27 | L | 4-5 OT# | Home |
| 3/29 | W | 2-1 OT## | Home |
| 4/2 | L | 4-5 | Away |
| 4/3 | L | 2-4 | Home |

#Frank Mahovlich scored at 3:00 of 3rd OT

##Gerry Melnyk scored at 1:54 of OT

Toronto won series 4 games to 2

1961

DETROIT VS. TORONTO

| Date | W/L | Score | Home/Away |
|------|-----|---------|-----------|
| 3/22 | L | 2-3 OT# | Away |
| 3/25 | W | 4-2 | Away |
| 3/26 | W | 2-0* | Home |
| 3/28 | W | 4-1 | Home |
| 4/1 | W | 3-2 | Away |

#George Armstrong scored at 4:51 of 2nd OT

*Shutout by Terry Sawchuk

Detroit won series 4 games to 1

STANLEY CUP FINALS

DETROIT VS. CHICAGO

| Date | W/L | Score | Home/Away |
|------|-----|-------|-----------|
| 4/6 | L | 2-3 | Away |
| 4/8 | W | 3-1 | Home |
| 4/10 | L | 1-3 | Away |
| 4/12 | W | 2-1 | Home |
| 4/14 | L | 3-6 | Away |
| 4/16 | L | 1-5 | Home |

Chicago won series 4 games to 2

1963

DETROIT VS. CHICAGO

| Date | W/L | Score | Home/Away |
|------|-----|-------|-----------|
| 3/26 | L | 4-5 | Away |
| 3/28 | L | 2-5 | Away |
| 3/31 | W | 4-2 | Home |
| 4/2 | W | 4-1 | Home |
| 4/4 | W | 4-2 | Away |
| 4/7 | W | 7-4 | Home |

Detroit won series 4 games to 2

STANLEY CUP FINALS

DETROIT VS. TORONTO

| Date | W/L | Score | Home/Away |
|------|-----|-------|-----------|
| 4/9 | L | 2-4 | Away |
| 4/11 | L | 2-4 | Away |
| 4/14 | W | 3-2 | Home |
| 4/16 | L | 2-4 | Home |
| 4/18 | L | 1-3 | Away |

Toronto won series 4 games to 1

1964

DETROIT VS. CHICAGO

| Date | W/L | Score | Home/Away |
|------|-----|---------|-----------|
| 3/26 | L | 1-4 | Away |
| 3/29 | W | 5-4+ | Away |
| 3/31 | W | 3-0* | Home |
| 4/2 | L | 2-3 OT# | Home |
| 4/5 | L | 2-3 | Away |
| 4/7 | W | 7-2+ | Home |
| 4/9 | W | 4-2 | Away |

#Murray Balfour scored at 8:21 of OT

*Shutout by Terry Sawchuk

+Hat tricks by Norm Ullman

Detroit won series 4 games to 3

STANLEY CUP FINALS

DETROIT VS. TORONTO

| Date | W/L | Score | Home/Away |
|------|-----|----------|-----------|
| 4/11 | L | 2-3 | Away |
| 4/14 | W | 4-3 OT# | Away |
| 4/16 | W | 4-3 | Home |
| 4/18 | L | 2-4 | Home |
| 4/21 | W | 2-1 | Away |
| 4/23 | L | 3-4 OT## | Home |
| 4/25 | L | 0-4* | Away |

#Larry Jeffrey scored at 7:52 of OT

##Bobby Baun scored at 1:43 of OT

*Shutout by Johnny Bower

Toronto won series 4 games to 3

1965

DETROIT VS. CHICAGO

| Date | W/L | Score | Home/Away |
|------|-----|-------|-----------|
| 4/1 | W | 4-3 | Home |
| 4/4 | W | 6-3 | Home |
| 4/6 | L | 2-5 | Away |
| 4/8 | L | 1-2 | Away |
| 4/11 | W | 4-2+ | Home |
| 4/13 | L | 0-4* | Away |
| 4/15 | L | 2-4 | Home |

*Shutout by Glenn Hall

+Hat trick by Norm Ullman

Chicago won series 4 games to 3

GAME-BY-GAME STANLEY CUP® PLAYOFF RESULTS

1966

DETROIT VS. CHICAGO

| Date | W/L | Score | Home/Away |
|------|-----|-------|-----------|
| 4/7 | L | 1-2 | Away |
| 4/10 | W | 7-0* | Away |
| 4/12 | L | 1-2 | Home |
| 4/14 | W | 5-1 | Home |
| 4/17 | W | 5-3 | Away |
| 4/19 | W | 3-2 | Home |

*Shutout by Roger Crozier

Detroit won series 4 games to 2

STANLEY CUP FINALS

DETROIT VS. MONTREAL

| Date | W/L | Score | Home/Away |
|------|-----|---------|-----------|
| 4/24 | W | 3-2 | Away |
| 4/26 | W | 5-2 | Away |
| 4/28 | L | 2-4 | Home |
| 5/1 | L | 1-2 | Home |
| 5/3 | L | 3-5 | Away |
| 5/5 | L | 2-3 OT# | Home |

#Henri Richard scored at 2:20 of OT

Montreal won series 4 games to 2

1970

DETROIT VS. CHICAGO

| Date | W/L | Score | Home/Away |
|------|-----|-------|-----------|
| 4/8 | L | 2-4 | Away |
| 4/9 | L | 2-4 | Away |
| 4/11 | L | 2-4 | Home |
| 4/12 | L | 2-4 | Home |

Chicago won series 4 games to 0

1978

DETROIT VS. ATLANTA

| Date | W/L | Score | Home/Away |
|------|-----|-------|-----------|
| 4/11 | W | 5-3 | Away |
| 4/13 | W | 3-2 | Home |

Detroit won series 2 games to 0

DETROIT VS. MONTREAL

| Date | W/L | Score | Home/Away |
|------|-----|-------|-----------|
| 4/17 | L | 2-6 | Away |
| 4/19 | W | 4-2 | Away |
| 4/21 | L | 2-4 | Home |
| 4/23 | L | 0-8* | Home |
| 4/25 | L | 2-4 | Away |

*Shutout by Ken Dryden

Montreal won series 4 games to 1

1984

DETROIT VS. ST. LOUIS

| Date | W/L | Score | Home/Away |
|------|-----|----------|-----------|
| 4/4 | L | 2-3 | Away |
| 4/5 | W | 5-3 | Away |
| 4/7 | L | 3-4 OT# | Home |
| 4/8 | L | 2-3 OT## | Home |

#Mark Reeds scored at 17:07 of 2nd OT

##Jorgen Pettersson scored at 2:42 of OT

St. Louis won series 3 games to 1

1985

DETROIT VS. CHICAGO

| Date | W/L | Score | Home/Away |
|------|-----|-------|-----------|
| 4/10 | L | 5-9 | Away |
| 4/11 | L | 1-6 | Away |
| 4/13 | L | 2-8 | Home |

Chicago won series 3 games to 0

1987

DETROIT VS. CHICAGO

| Date | W/L | Score | Home/Away |
|------|-----|---------|-----------|
| 4/8 | W | 3-1 | Home |
| 4/9 | W | 5-1 | Home |
| 4/11 | W | 4-3 OT# | Away |
| 4/12 | W | 3-1 | Away |

#Shawn Burr scored at 4:51 of OT

Detroit won series 4 games to 0

DETROIT VS. TORONTO

| Date | W/L | Score | Home/Away |
|------|-----|---------|-----------|
| 4/21 | L | 2-4 | Home |
| 4/23 | L | 2-7 | Home |
| 4/24 | W | 4-2 | Away |
| 4/27 | L | 2-3 OT# | Away |
| 4/29 | W | 3-0* | Home |
| 5/1 | W | 4-2 | Away |
| 5/3 | W | 3-0* | Home |

#Mike Allison scored at 9:31 of OT

*Shutouts by Glen Hanlon

Detroit won series 4 games to 3

DETROIT VS. EDMONTON

| Date | W/L | Score | Home/Away |
|------|-----|-------|-----------|
| 5/5 | W | 3-1 | Away |
| 5/7 | L | 1-4 | Away |
| 5/9 | L | 1-2 | Home |
| 5/11 | L | 2-3 | Home |
| 5/13 | L | 3-6 | Away |

Edmonton won series 4 games to 1

1988

DETROIT VS. TORONTO

| Date | W/L | Score | Home/Away |
|------|-----|---------|-----------|
| 4/6 | L | 2-6 | Home |
| 4/7 | W | 6-2+ | Home |
| 4/9 | W | 6-3 | Away |
| 4/10 | W | 8-0* | Away |
| 4/12 | L | 5-6 OT# | Home |
| 4/14 | W | 5-3 | Away |

+Hat trick by Petr Klima

#Ed Olczyk scored at 0:34 of OT

*Shutout by Glen Hanlon

Detroit won series 4 games to 2

DETROIT VS. ST. LOUIS

| Date | W/L | Score | Home/Away |
|------|-----|-------|-----------|
| 4/19 | W | 5-4 | Home |
| 4/21 | W | 6-0+* | Home |
| 4/23 | L | 3-6 | Away |
| 4/25 | W | 3-1 | Away |
| 4/27 | W | 4-3 | Home |

*Shutout by Greg Stefan

+Hat trick by Petr Klima

Detroit won series 4 games to 1

DETROIT VS. EDMONTON

| Date | W/L | Score | Home/Away |
|------|-----|----------|-----------|
| 5/3 | L | 1-4 | Away |
| 5/5 | L | 3-5 | Away |
| 5/7 | W | 5-2 | Home |
| 5/9 | L | 3-4(OT)# | Home |
| 5/11 | L | 4-8 | Away |

#Jari Kurri scored at 11:02 of OT

Edmonton won series 4 games to 1

GAME-BY-GAME STANLEY CUP® PLAYOFF RESULTS

1989

DETROIT VS. CHICAGO

| Date | W/L | Score | Home/Away |
|------|-----|----------|-----------|
| 4/5 | W | 3-2 | Home |
| 4/6 | L | 4-5 OT#+ | Home |
| 4/8 | L | 2-4 | Away |
| 4/10 | L | 2-3 | Away |
| 4/11 | W | 6-4 | Home |
| 4/13 | L | 1-7 | Away |

#Duane Sutter scored at 14:36 of OT

+Hat trick by Steve Yzerman

Chicago won series 4 games to 2

1991

DETROIT VS. ST. LOUIS

| Date | W/L | Score | Home/Away |
|------|-----|-------|-----------|
| 4/4 | W | 6-3+ | Away |
| 4/6 | L | 2-4 | Away |
| 4/8 | W | 5-2 | Home |
| 4/10 | W | 4-3 | Home |
| 4/12 | L | 1-6 | Away |
| 4/14 | L | 0-3* | Home |
| 4/16 | L | 2-3 | Away |

*Shutout by Vincent Riendeau

+Hat trick by Steve Yzerman

St. Louis won series 4 games to 3

1992

DETROIT VS. MINNESOTA

| Date | W/L | Score | Home/Away |
|------|-----|------------|-----------|
| 4/18 | L | 3-4 | Home |
| 4/20 | L | 2-4 | Home |
| 4/22 | W | 5-4 OT# | Away |
| 4/24 | L | 4-5 | Away |
| 4/26 | W | 3-0* | Home |
| 4/28 | W | 1-0 OT## * | Away |
| 4/30 | W | 5-2 | Home |

#Yves Racine scored at 1:15 of OT

##Sergei Federov scored at 16:13 of OT

*Shutouts by Tim Cheveldae

Detroit won series 4 games to 3

DETROIT VS. CHICAGO

| Date | W/L | Score | Home/Away |
|------|-----|-------|-----------|
| 5/2 | L | 1-2 | Home |
| 5/4 | L | 1-3 | Home |
| 5/6 | L | 4-5 | Away |
| 5/8 | L | 0-1* | Away |

*Shutout by Ed Belfour

Chicago won series 4 games to 0

1993

DETROIT VS. TORONTO

| Date | W/L | Score | Home/Away |
|------|-----|----------|-----------|
| 4/19 | W | 6-3 | Home |
| 4/21 | W | 6-2 | Home |
| 4/23 | L | 3-4 | Away |
| 4/25 | L | 2-3 | Away |
| 4/27 | L | 4-5 OT# | Home |
| 4/29 | W | 7-3+ | Away |
| 5/1 | L | 3-4 OT## | Home |

#Mike Foligno scored at 2:05 of OT

##Nikolai Borschevsky scored at 2:35 of OT

+Hat trick by Dino Ciccarelli

Toronto won series 4 games to 3

1994

DETROIT VS. SAN JOSE

| Date | W/L | Score | Home/Away |
|------|-----|-------|-----------|
| 4/18 | L | 4-5 | Home |
| 4/20 | W | 4-0* | Home |
| 4/22 | W | 3-2 | Away |
| 4/23 | L | 3-4 | Away |
| 4/26 | L | 4-6 | Away |
| 4/28 | W | 7-1 | Home |
| 4/30 | L | 2-3 | Home |

*Shutout by Chris Osgood

San Jose won series 4 games to 3

1995

DETROIT VS. DALLAS

| Date | W/L | Score | Home/Away |
|------|-----|-------|-----------|
| 5/7 | W | 4-3 | Home |
| 5/9 | W | 4-1 | Home |
| 5/11 | W | 5-1+ | Away |
| 5/14 | L | 1-4 | Away |
| 5/15 | W | 3-1 | Home |

+Hat trick by Dino Ciccarelli

Detroit won series 4 games to 1

DETROIT VS. SAN JOSE

| Date | W/L | Score | Home/Away |
|------|-----|-------|-----------|
| 5/21 | W | 6-0* | Home |
| 5/23 | W | 6-2 | Home |
| 5/25 | W | 6-2 | Away |
| 5/27 | W | 6-2 | Away |

*Shutout by Mike Vernon

Detroit won series 4 games to 0

DETROIT VS. CHICAGO

| Date | W/L | Score | Home/Away |
|------|-----|-----------|-----------|
| 6/1 | W | 2-1 OT# | Home |
| 6/4 | W | 3-2 | Home |
| 6/6 | W | 4-3 OT## | Away |
| 6/8 | L | 2-5 | Away |
| 6/11 | W | 2-1 OT### | Home |

#Nicklas Lidstrom scored at 1:01 of OT

##Vladimir Konstantinov scored at 9:25 of 2nd OT

###Vyacheslav Kozlov scored at 2:25 of 2nd OT

Detroit won series 4 games to 1

STANLEY CUP FINALS

DETROIT VS. NEW JERSEY

| Date | W/L | Score | Home/Away |
|------|-----|-------|-----------|
| 6/17 | L | 1-2 | Home |
| 6/20 | L | 2-4 | Home |
| 6/22 | L | 2-5 | Away |
| 6/24 | L | 2-5 | Away |

New Jersey won series 4 games to 0

1996

DETROIT VS. WINNIPEG

| Date | W/L | Score | Home/Away |
|------|-----|-------|-----------|
| 4/17 | W | 4-1 | Home |
| 4/19 | W | 4-0* | Home |
| 4/21 | L | 1-4 | Away |
| 4/23 | W | 6-1 | Away |
| 4/26 | L | 1-3 | Home |
| 4/28 | W | 4-1 | Away |

*Shutout by Chris Osgood

Detroit won series 4 games to 2

GAME-BY-GAME STANLEY CUP® PLAYOFF RESULTS

DETROIT VS. ST. LOUIS

| Date | W/L | Score | Home/Away |
|------|-----|----------|-----------|
| 5/3 | W | 3-2 | Home |
| 5/5 | W | 8-3 | Home |
| 5/8 | L | 4-5 OT# | Away |
| 5/10 | L | 0-1* | Away |
| 5/12 | L | 2-3 | Home |
| 5/14 | W | 4-2 | Away |
| 5/16 | W | 1-0 OT## | Home |

#Igor Kravchuk scored at 3:23 of OT

##Steve Yzerman scored at 1:15 of 2nd OT

*Shutout by Jon Casey

Detroit won series 4 games to 3

DETROIT VS. COLORADO

| Date | W/L | Score | Home/Away |
|------|-----|---------|-----------|
| 5/19 | L | 2-3 OT# | Home |
| 5/21 | L | 0-3* | Home |
| 5/23 | W | 6-4 | Away |
| 5/25 | L | 2-4 | Away |
| 5/27 | W | 5-2 | Home |
| 5/29 | L | 1-4 | Away |

#Mike Keane scored at 17:31 of OT

*Shutout by Patrick Roy

Colorado won series 4 games to 2

1997

DETROIT VS. ST. LOUIS

| Date | W/L | Score | Home/Away |
|------|-----|-------|-----------|
| 4/16 | L | 0-2* | Home |
| 4/18 | W | 2-1 | Home |
| 4/20 | W | 3-2 | Away |
| 4/22 | L | 0-4* | Away |
| 4/25 | W | 5-2 | Home |
| 4/27 | W | 3-1 | Away |

*Shutouts by Grant Fuhr

Detroit won series 4 games to 2

DETROIT VS. ANAHEIM

| Date | W/L | Score | Home/Away |
|------|-----|-----------|-----------|
| 5/2 | W | 2-1 OT# | Home |
| 5/4 | W | 3-2 OT## | Home |
| 5/6 | W | 5-3 | Away |
| 5/8 | W | 3-2 OT### | Away |

#Martin Lapointe scored at 0:59 of OT

##Vyacheslav Kozlov scored at 1:31 of 3rd OT

###Brendan Shanahan scored at 17:03 of 2nd OT

Detroit won series 4 games to 0

DETROIT VS. COLORADO

| Date | W/L | Score | Home/Away |
|------|-----|-------|-----------|
| 5/15 | L | 1-2 | Away |
| 5/17 | W | 4-2 | Away |
| 5/19 | W | 2-1 | Home |
| 5/22 | W | 6-0* | Home |
| 5/24 | L | 0-6** | Away |
| 5/26 | W | 3-1 | Home |

*Shutout by Mike Vernon

**Shutout by Patrick Roy

Detroit won series 4 games to 2

STANLEY CUP FINALS

DETROIT VS. PHILADELPHIA

| Date | W/L | Score | Home/Away |
|------|-----|-------|-----------|
| 5/31 | W | 4-2 | Away |
| 6/3 | W | 4-2 | Away |
| 6/5 | W | 6-1 | Home |
| 6/7 | W | 2-1 | Home |

Detroit won series 4 games to 0

1996-97 - Detroit Red Wings - Steve Yzerman (Captain), Doug Brown, Mathieu Dandenault, Kris Draper, Sergei Fedorov, Viacheslav Fetisov, Kevin Hodson, Tomas Holmstrom, Joe Kocur, Vladimir Konstantinov, Vyacheslav Kozlov, Martin Lapointe, Igor Larionov, Nicklas Lidstrom, Kirk Maltby, Darren McCarty, Larry Murphy, Chris Osgood, Jamie Pushor, Bob Rouse, Tomas Sandstrom, Brendan Shanahan, Tim Taylor, Mike Vernon, Aaron Ward, Mike Ilitch (Owner/Chairman), Marian Ilitch (Owner), Atanas Ilitch, Christopher Ilitch (Vice Presidents), Denise Ilitch Lites, Ronald Ilitch, Michael Ilitch, Jr., Lisa Ilitch Murray, Carole Ilitch Trepeck, Jim Devellano (Senior Vice President), Scotty Bowman (Head Coach/Director of Player Personnel), Ken Holland (Asst. General Manager) Barry Smith, Dave Lewis (Associate Coaches), Mike Krushelnyski (Assistant Coach), Jim Nill (Director of Player Development), Dan Belisle, Mark Howe, (Pro Scouts), Hakan Andersson (Director of European Scouting), John Wharton (Athletic Trainer), Paul Boyer (Equipment Manager), Tim Abbott, (Asst. Equipment Manager), Sergei Mnatsakanov (Masseur).

1998

DETROIT VS. PHOENIX

| Date | W/L | Score | Home/Away |
|------|-----|-------|-----------|
| 4/22 | W | 6-3 | Home |
| 4/24 | L | 4-7 | Home |
| 4/26 | L | 2-3 | Away |
| 4/28 | W | 4-2 | Away |
| 4/30 | W | 3-1 | Home |
| 5/3 | W | 5-2 | Away |

Detroit won series 4 games to 2

DETROIT VS. ST. LOUIS

| Date | W/L | Score | Home/Away |
|------|-----|---------|-----------|
| 5/8 | L | 2-4 | Home |
| 5/10 | W | 6-1 | Home |
| 5/12 | W | 3-2 OT# | Away |
| 5/14 | W | 5-2 | Away |
| 5/17 | L | 1-3 | Home |
| 5/19 | W | 6-1 | Away |

#Brendan Shanahan scored at 1:12 of 2nd OT

Detroit won series 4 games to 2

DETROIT VS. DALLAS

| Date | W/L | Score | Home/Away |
|------|-----|---------|-----------|
| 5/24 | W | 2-0* | Away |
| 5/26 | L | 1-3 | Away |
| 5/29 | W | 5-3 | Home |
| 5/31 | W | 3-2 | Home |
| 6/3 | L | 2-3 OT# | Away |
| 6/5 | W | 2-0* | Home |

#Jamie Langenbrunner scored at 0:46 of OT

*Shutout by Chris Osgood

Detroit won series 4 games to 2

STANLEY CUP FINALS

DETROIT VS. WASHINGTON

| Date | W/L | Score | Home/Away |
|------|-----|---------|-----------|
| 6/9 | W | 2-1 | Home |
| 6/11 | W | 5-4 OT# | Home |
| 6/13 | W | 2-1 | Away |
| 6/16 | W | 4-1 | Away |

#Kris Draper scored at 15:24 of OT

Detroit won series 4 games to 0

1997-98 - Detroit Red Wings - Steve Yzerman (Captain), Doug Brown, Mathieu Dandenault, Kris Draper, Anders Eriksson, Sergei Fedorov, Viacheslav Fetisov, Brent Gilchrist, Kevin Hodson, Tomas Holmstrom, Mike Knuble, Joe Kocur, Vyacheslav Kozlov, Martin Lapointe, Igor Larionov, Nicklas

GAME-BY-GAME STANLEY CUP® PLAYOFF RESULTS

Lidstrom, Jamie Macoun, Kirk Maltby, Darren McCarty, Dimitri Mironov, Larry Murphy, Chris Osgood, Bob Rouse, Brendan Shanahan, Aaron Ward, Mike Ilitch (Owner/Chairman), Marian Ilitch (Owner), Atanas Ilitch, Christopher Ilitch (Vice Presidents), Denise Ilitch, Ronald Ilitch, Michael Ilitch, Jr., Lisa Ilitch Murray, Carole Ilitch Trepeck, Jim Devellano (Senior Vice President), Scotty Bowman (Head Coach), Ken Holland (General Manager), Don Waddell (Asst. General Manager), Barry Smith, Dave Lewis (Associate Coaches), Jim Bedard (Goaltending Consultant), Jim Nill (Director of Player Development), Dan Belisle, Mark Howe (Pro Scouts), Hakan Andersson (Director of European Scouting), Mark Leach (USA Scout), Joe McDonnell (Eastern Scout), Bruce Haralson (Western Scout), John Wharton (Athletic Trainer), Paul Boyer (Equipment Manager), Tim Abbott (Asst. Equipment Manager), Bob Huddleston (Masseur), Wally Crossman (Dressing Room Assistant).

1999

DETROIT VS. ANAHEIM

| Date | W/L | Score | Home/Away |
|------|-----|-------|-----------|
| 4/21 | W | 5-3 | Home |
| 4/23 | W | 5-1 | Home |
| 4/25 | W | 4-2 | Away |
| 4/27 | W | 3-0* | Away |

*Shutout by Chris Osgood

Detroit won series 4 games to 0

DETROIT VS. COLORADO

| Date | W/L | Score | Home/Away |
|------|-----|---------|-----------|
| 5/7 | W | 3-2 OT# | Away |
| 5/9 | W | 4-0* | Away |
| 5/11 | L | 3-5 | Home |
| 5/13 | L | 2-6 | Home |
| 5/16 | L | 0-3** | Away |
| 5/18 | L | 2-5 | Home |

#Kirk Maltby scored at 4:18 of OT

*Shutout by Bill Ranford

**Shutout by Patrick Roy

Colorado won series 4 games to 2

2000

DETROIT VS. LOS ANGELES

| Date | W/L | Score | Home/Away |
|------|-----|-------|-----------|
| 4/13 | W | 2-0* | Home |
| 4/15 | W | 8-5+ | Home |
| 4/17 | W | 2-1 | Away |
| 4/19 | W | 3-0* | Away |

*Shutouts by Chris Osgood

+Hat trick by Martin Lapointe

Detroit won series 4 games to 0

DETROIT VS. COLORADO

| Date | W/L | Score | Home/Away |
|------|-----|---------|-----------|
| 4/27 | L | 0-2* | Away |
| 4/29 | L | 1-3 | Away |
| 5/1 | W | 3-1 | Home |
| 5/3 | L | 2-3 OT# | Home |
| 5/5 | L | 2-4 | Away |

#Chris Drury scored at 10:21 of OT

*Shutout by Patrick Roy

Colorado won series 4 games to 1

2001

DETROIT VS. LOS ANGELES

| Date | W/L | Score | Home/Away |
|------|-----|----------|-----------|
| 4/11 | W | 5-3 | Home |
| 4/14 | W | 4-0* | Home |
| 4/15 | L | 1-2 | Away |
| 4/18 | L | 3-4 OT# | Away |
| 4/21 | L | 2-3 | Home |
| 4/23 | L | 2-3 OT## | Away |

#Eric Belanger scored at 2:36 of OT

##Adam Deadmarsh scored at 4:48 of OT

*Shutout by Chris Osgood

Los Angeles won series 4 games to 2

2002

DETROIT VS. VANCOUVER

| Date | W/L | Score | Home/Away |
|------|-----|---------|-----------|
| 4/17 | L | 3-4 OT# | Home |
| 4/19 | L | 2-5 | Home |
| 4/21 | W | 3-1 | Away |
| 4/23 | W | 4-2 | Away |
| 4/25 | W | 4-0* | Home |
| 4/27 | W | 6-4+ | Away |

#Henrik Sedin scored at 13:59 of OT

*Shutout by Dominik Hasek

+Hat Trick by Brett Hull

Detroit won series 4 games to 2

DETROIT VS. ST. LOUIS

| Date | W/L | Score | Home/Away |
|------|-----|-------|-----------|
| 5/2 | W | 2-0* | Home |
| 5/4 | W | 3-2 | Home |
| 5/7 | L | 1-6 | Away |
| 5/9 | W | 4-3 | Away |
| 5/11 | W | 4-0* | Home |

*Shutouts by Dominik Hasek

Detroit won series 4 games to 1

DETROIT VS. COLORADO

| Date | W/L | Score | Home/Away |
|------|-----|-----------|-----------|
| 5/18 | W | 5-3+ | Home |
| 5/20 | L | 3-4 OT# | Home |
| 5/22 | W | 2-1 OT## | Away |
| 5/25 | L | 2-3 | Away |
| 5/27 | L | 1-2 OT### | Home |
| 5/29 | W | 2-0* | Away |
| 5/31 | W | 7-0* | Home |

#Chris Drury scored at 2:17 of OT

##Fredrik Olausson scored at 12:44 of OT

###Peter Forsberg scored at 6:24 of OT

*Shutouts by Dominik Hasek

+Hat trick by Darren McCarty

Detroit won series 4 games to 3

STANLEY CUP FINALS

DETROIT VS. CAROLINA

| Date | W/L | Score | Home/Away |
|------|-----|-----------|-----------|
| 6/4 | L | 2-3 OT# | Home |
| 6/6 | W | 3-1 | Home |
| 6/8 | W | 3-2 OT)## | Away |
| 6/10 | W | 3-0* | Away |
| 6/13 | W | 3-1 | Home |

#Ron Francis scored at 0:58 of OT

##Igor Larionov scored at 14:47 of 3rd OT

*Shutout by Dominik Hasek

Detroit won series 4 games to 1

GAME-BY-GAME STANLEY CUP® PLAYOFF RESULTS

2001-02 - Detroit Red Wings - Steve Yzerman (Captain), Chris Chelios, Mathieu Dandenault, Pavel Datsyuk, Boyd Devereaux, Kris Draper, Steve Duchesne, Sergei Fedorov, Jiri Fischer, Dominik Hasek, Tomas Holmstrom, Brett Hull, Igor Larionov, Manny Legace, Nicklas Lidstrom, Kirk Maltby, Darren McCarty, Fredrik Olausson, Luc Robitaille, Brendan Shanahan, Jiri Slegr, Jason Williams, Mike Ilitch (Owner/Governor), Marian Ilitch (Owner/Sec.-Tres.), Ronald Ilitch, Michael Ilitch, Jr., Lisa Ilitch Murray, Atanas Ilitch, Carole Ilitch-Trepeck, Jim Devellano (Senior Vice President), Christopher Ilitch (Vice President), Denise Ilitch (Alt. Governor), Ken Holland (General Manager), Jim Nill (Assistant General Manager), Scotty Bowman (Head Coach), Jim Bedard (Goaltending Consultant), Joe Kocur (Video Coordinator), John Wharton (Trainer), Paul Boyer (Equipment Manager), Piet Van Zant (Assistant Trainer), Tim Abbott (Asst. Equipment Manager), Sergei Tchekmarev (Masseur), Dan Belisle, Mark Howe, Bob McCammon (Pro Scouts), Hakan Andersson (Dir. of European Scouting), Mark Leach, Bruce Haralson, Joe McDonnell, Glenn Merkosky (Scouts).

2003

DETROIT VS. ANAHEIM

| Date | W/L | Score | Home/Away |
|------|-----|----------|-----------|
| 4/10 | L | 2-3 OT# | Home |
| 4/12 | L | 2-3 | Home |
| 4/14 | L | 1-2 | Away |
| 4/16 | L | 2-3 OT## | Away |

#Paul Kariya scored at 3:18 of 3rd OT

##Steve Rucchin scored at 6:53 of OT

Anaheim won series 4 games to 0

2004

DETROIT VS. NASHVILLE

| Date | W/L | Score | Home/Away |
|------|-----|-------|-----------|
| 4/7 | W | 3-1 | Home |
| 4/10 | W | 2-1 | Home |
| 4/11 | L | 1-3 | Away |
| 4/13 | L | 0-3* | Away |
| 4/15 | W | 4-1 | Home |
| 4/17 | W | 2-0** | Away |

*Shutout by Tomas Vokoun

**Shutout by Curtis Joseph

Detroit won series 4 games to 2

DETROIT VS. CALGARY

| Date | W/L | Score | Home/Away |
|------|-----|------------|-----------|
| 4/22 | L | 1-2 OT# | Home |
| 4/24 | W | 5-2 | Home |
| 4/27 | L | 2-3 | Away |
| 4/29 | W | 4-2 | Away |
| 5/1 | L | 0-1* | Home |
| 5/3 | L | 0-1 OT## * | Away |

#Marcus Nilson scored at 2:39 of OT

##Martin Gelinas scored at 19:13 of OT

*Shutouts by Miikka Kiprusoff

Calgary won series 4 games to 2

2006

DETROIT VS. EDMONTON

| Date | W/L | Score | Home/Away |
|------|-----|---------|-----------|
| 4/21 | W | 3-2 OT# | Home |
| 4/23 | L | 2-4 | Home |
| 4/25 | L | 3-4 OT# | Away |
| 4/27 | W | 4-2 | Away |
| 4/29 | L | 2-3 | Home |
| 5/1 | L | 4-3 | Away |

#Kirk Maltby at 2:39 of 2nd OT

##Jarret Stoll at 8:44 of 2nd OT

Edmonton won series 4 games to 2

2007

DETROIT VS. CALGARY

| Date | W/L | Score | Home/Away |
|------|-----|---------|-----------|
| 4/12 | W | 4-1 | Home |
| 4/15 | W | 3-1 | Home |
| 4/17 | L | 2-3 | Away |
| 4/19 | L | 2-3 | Away |
| 4/21 | W | 5-1 | Home |
| 4/22 | W | 2-1 OT# | Away |

#Johan Franzen scored at 4:23 of 2nd OT

Detroit won series 4 games to 2

DETROIT VS. SAN JOSE

| Date | W/L | Score | Home/Away |
|------|-----|---------|-----------|
| 4/26 | L | 0-2* | Home |
| 4/28 | W | 3-2 | Home |
| 4/30 | L | 1-2 | Away |
| 5/2 | W | 3-2 OT# | Away |
| 5/5 | W | 4-1 | Home |
| 5/7 | W | 2-0** | Away |

#Mathieu Schneider scored at 16:04 of OT

*Shutout by Evgeni Nabakov

**Shutout by Dominik Hasek

Detroit won series 4 games to 2

DETROIT VS. ANAHEIM

| Date | W/L | Score | Home/Away |
|------|-----|----------|-----------|
| 5/11 | W | 2-1 | Home |
| 5/13 | L | 3-4 OT# | Home |
| 5/15 | W | 5-0* | Away |
| 5/17 | L | 3-5 | Away |
| 5/20 | L | 1-2 OT## | Home |
| 5/22 | L | 3-4 | Away |

#Scott Niedermayer scored at 14:17 of OT

##Teemu Selanne scored at 11:57 of OT

*Shutout by Dominik Hasek

Anaheim won series 4 games to 2

2008

DETROIT VS. NASHVILLE

| Date | W/L | Score | Home/Away |
|------|-----|---------|-----------|
| 4/10 | W | 3-1 | Home |
| 4/12 | W | 4-2 | Home |
| 4/14 | L | 3-5 | Away |
| 4/16 | L | 2-3 | Away |
| 4/18 | W | 2-1 OT# | Home |
| 4/20 | W | 3-0* | Away |

#Johan Franzen scored at 1:48 of OT

*Shutout by Chris Osgood

Detroit won series 4 games to 2

GAME-BY-GAME STANLEY CUP® PLAYOFF RESULTS

DETROIT VS. COLORADO

| Date | W/L | Score | Home/Away |
|------|-----|-------|-----------|
| 4/24 | W | 4-3 | Home |
| 4/26 | W | 5-1+ | Home |
| 4/29 | W | 4-3 | Away |
| 5/1 | W | 8-2+ | Away |

+Hat tricks by Johan Franzen

Detroit won series 4 games to 0

DETROIT VS. DALLAS

| Date | W/L | Score | Home/Away |
|------|-----|-------|-----------|
| 5/8 | W | 4-1 | Home |
| 5/10 | W | 2-1 | Home |
| 5/12 | W | 5-2+ | Away |
| 5/14 | L | 1-3 | Away |
| 5/17 | L | 1-2 | Home |
| 5/19 | W | 4-1 | Away |

+Hat trick by Pavel Datsyuk

Detroit won series 4 games to 2

STANLEY CUP FINALS

DETROIT VS. PITTSBURGH

| Date | W/L | Score | Home/Away |
|------|-----|---------|-----------|
| 5/24 | W | 4-0* | Home |
| 5/26 | W | 3-0* | Home |
| 5/28 | L | 2-3 | Away |
| 5/31 | W | 2-1 | Away |
| 6/2 | L | 3-4 OT# | Home |
| 6/4 | W | 3-2 | Away |

#Petr Sykora scored at 9:57 of 3rd OT

*Shutouts by Chris Osgood

Detroit won series 4 games to 2

2007-08 – Detroit Red Wings – Nicklas Lidstrom (Captain), Chris Chelios, Dallas Drake, Daniel Cleary, Pavel Datsyuk, Kris Draper, Jiri Hudler, Johan Franzen, Tomas Holmstrom, Niklas Kronwall, Brian Rafalski, Brett Lebeda, Valtteri Filppula, Andreas Lilja, Kirk Maltby, Aaron Downey, Chris Osgood, Mikael Samuelsson, Dominik Hasek, Tomas Kopecky, Henrik Zetterberg, Brad Stuart, Darren McCarty, Darren Helm, Derek Meech, Michael Ilitch (Owner-Governor), Marian Ilitch (Owner/Sec.-Tres.), Christopher Ilitch (Vice President/Alt. Gov.), Denise Ilitch, Ronald Ilitch, Michael Ilitch, Jr., Lisa Ilitch Murray, Atanas Ilitch, Carole Ilitch, Jim Devellano (Senior Vice President/Alt. Gov.), Ken Holland (General Manager/Alt. Gov./Vice President), Steve Yzerman (Vice President/Alt. Gov.), Jim Nill (Assistant General Manager/Vice President), Ryan Martin (Dir. Hockey Operations), Scotty Bowman (Consultant), Mike Babcock (Head Coach), Todd McLellan (Associate Coach), Paul MacLean (Assistant Coach), Jim Bedard (Goaltending Consultant), Jay Woodcroft (Video Coordinator), Mark Howe (Dir. Pro Scouting), Joe McDonnell (Dir. Amateur Scouting), Hakan Andersson (Dir. Amateur Scouting Europe), Piet Van Zant (Trainer), Paul Boyer (Equipment Manager), Russ Baumann (Assistant Trainer), Christopher Scoppetto (Assistant Equipment Manager)

2009

DETROIT VS. COLUMBUS

| Date | W/L | Score | Home/Away |
|------|-----|-------|-----------|
| 4/16 | W | 4-1 | Home |
| 4/18 | W | 4-0* | Home |
| 4/21 | W | 4-1 | Away |
| 4/23 | W | 6-5 | Away |

*Shutout by Chris Osgood

Detroit won series 4 games to 0

DETROIT VS. ANAHEIM

| Date | W/L | Score | Home/Away |
|------|-----|---------|-----------|
| 5/1 | W | 3-2 | Home |
| 5/3 | L | 3-4 OT# | Home |
| 5/5 | L | 1-2 | Away |
| 5/7 | W | 6-3 | Away |
| 5/10 | W | 4-1 | Home |
| 5/12 | L | 1-2 | Away |
| 5/14 | W | 4-3 | Home |

#Todd Marchant scored at 1:15 of 3rd OT

Detroit won series 4 games to 3

DETROIT VS. CHICAGO

| Date | W/L | Score | Home/Away |
|------|-----|-----------|-----------|
| 5/17 | W | 5-2 | Home |
| 5/19 | W | 3-2 OT# | Home |
| 5/22 | L | 3-4 OT## | Away |
| 5/24 | W | 6-1 | Away |
| 5/27 | W | 2-1 OT### | Home |

#Mikael Samuelsson scored at 5:14 of OT

##Patrick Sharp scored at 1:52 of OT

###Darren Helm scored at 3:58 of OT

Detroit won series 4 games to 1

STANLEY CUP FINALS

DETROIT VS. PITTSBURGH

| Date | W/L | Score | Home/Away |
|------|-----|-------|-----------|
| 5/30 | W | 3-1 | Home |
| 5/31 | W | 3-1 | Home |
| 6/2 | L | 2-4 | Away |
| 6/4 | L | 2-4 | Away |
| 6/6 | W | 5-0* | Home |
| 6/9 | L | 1-2 | Away |
| 6/12 | L | 1-2 | Home |

*Shutout by Chris Osgood

Pittsburgh won series 4 games to 3

2010

DETROIT VS. PHOENIX

| Date | W/L | Score | Home/Away |
|------|-----|-------|-----------|
| 4/14 | L | 2-3 | Away |
| 4/16 | W | 7-4+ | Away |
| 4/18 | L | 2-4 | Home |
| 4/20 | W | 3-0* | Home |
| 4/23 | W | 4-1 | Away |
| 4/25 | L | 2-5 | Home |
| 4/27 | W | 6-1 | Away |

*Shutout by Jimmy Howard

+Hat trick by Henrik Zetterberg

Detroit won series 4 games to 3

DETROIT VS. SAN JOSE

| Date | W/L | Score | Home/Away |
|------|-----|---------|-----------|
| 4/29 | L | 3-4 | Away |
| 5/2 | L | 3-4 | Away |
| 5/4 | L | 3-4 OT# | Home |
| 5/6 | W | 7-1+ | Home |
| 5/8 | L | 1-2 | Away |

#Patrick Marleau scored at 7:07 of OT

+4-goal game by Johan Franzen

San Jose won series 4 games to 1

GAME-BY-GAME STANLEY CUP® PLAYOFF RESULTS

2011

DETROIT VS. PHOENIX

| Date | W/L | Score | Home/Away |
|------|-----|-------|-----------|
| 4/13 | W | 4-2 | Home |
| 4/16 | W | 4-3 | Home |
| 4/18 | W | 4-2 | Away |
| 4/20 | W | 6-3 | Away |

Detroit won series 4 games to 0

DETROIT VS. SAN JOSE

| Date | W/L | Score | Home/Away |
|------|-----|----------|-----------|
| 4/29 | L | 1-2 OT# | Away |
| 5/1 | L | 1-2 | Away |
| 5/4 | L | 3-4 OT## | Home |
| 5/6 | W | 4-3 | Home |
| 5/8 | W | 4-3 | Away |
| 5/10 | W | 3-1 | Home |
| 5/12 | L | 2-3 | Away |

#Benn Ferrierio scored at 7:03 of OT

##Devin Setoguchi scored at 9:21 of OT

San Jose won series 4 games to 3

2012

DETROIT VS. NASHVILLE

| Date | W/L | Score | Home/Away |
|------|-----|-------|-----------|
| 4/11 | L | 2-3 | Away |
| 4/13 | W | 3-2 | Home |
| 4/15 | L | 2-3 | Home |
| 4/17 | L | 1-3 | Home |
| 4/20 | L | 1-2 | Away |

Nashville won series 4 games to 1

2013

DETROIT VS. ANAHEIM

| Date | W/L | Score | Home/Away |
|------|-----|------------|-----------|
| 4/30 | L | 1-3 | Away |
| 5/2 | W | 5-4 OT# | Away |
| 5/4 | L | 0-4* | Home |
| 5/6 | W | 3-2 OT## | Home |
| 5/8 | L | 2-3 OT### | Away |
| 5/10 | W | 4-3 OT#### | Home |
| 5/12 | W | 3-2 | Away |

#Gustav Nyquist scored at 1:21 of OT

##Damien Brunner scored at 15:10 of OT

###Nick Bonino scored at 1:54 of OT

####Henrik Zetterberg scored at 1:04 of OT

*Shutout by Jonas Hiller

Detroit won series 4 games to 3

DETROIT VS. CHICAGO

| Date | W/L | Score | Home/Away |
|------|-----|---------|-----------|
| 5/15 | L | 1-4 | Away |
| 5/18 | W | 4-1 | Away |
| 5/20 | W | 3-1 | Home |
| 5/23 | W | 2-0* | Home |
| 5/25 | L | 1-4 | Away |
| 5/27 | L | 3-4 | Home |
| 5/29 | L | 1-2 OT# | Away |

#Brent Seabrook scored at 3:35 of OT

*Shutout by Jimmy Howard

Chicago won series 4 games to 3

2014

DETROIT VS. BOSTON

| Date | W/L | Score | Home/Away |
|------|-----|---------|-----------|
| 4/18 | W | 1-0* | Away |
| 4/20 | L | 1-4 | Away |
| 4/22 | L | 0-3** | Home |
| 4/24 | L | 2-3 OT# | Home |
| 4/26 | L | 2-4 | Away |

#Jarome Iginla scored at 13:32 of OT

*Shutout by Jimmy Howard

**Shutout by Tuukka Rask

Boston won series 4 games to 1

2015

DETROIT VS. TAMPA BAY

| Date | W/L | Score | Home/Away |
|------|-----|-------|-----------|
| 4/16 | W | 3-2 | Away |
| 4/18 | L | 1-5 | Away |
| 4/21 | W | 3-0* | Home |
| 4/23 | L | 2-3# | Home |
| 4/25 | W | 4-0* | Away |
| 4/27 | L | 2-5 | Home |
| 4/29 | L | 0-2** | Away |

#Tyler Johnson scored at 2:25 of OT

*Shutouts by Petr Mrazek

**Shutout by Ben Bishop

Tampa Bay won series 4 games to 3

2016

DETROIT VS. TAMPA BAY

| Date | W/L | Score | Home/Away |
|------|-----|-------|-----------|
| 4/13 | L | 2-3 | Away |
| 4/15 | L | 2-5 | Away |
| 4/17 | W | 2-0* | Home |
| 4/19 | L | 2-3 | Home |
| 4/21 | L | 0-1** | Away |

*Shutout by Petr Mrazek

**Shutout by Ben Bishop

Tampa Bay won series 4 games to 1

RED WINGS TEAM PLAYOFFS RECORDS

MOST GOALS FOR, PERIOD: 6 – 3/29/47 at Toronto, 3rd
MOST GOALS FOR, GAME: 9, twice – 3/29/47 at Toronto; 4/7/36 vs. Toronto
MOST GOALS FOR, SERIES: 32 – vs. Toronto, 1988
MOST GOALS FOR, YEAR: 76 – 2009 vs. Columbus, Anaheim, Chicago, Pittsburgh
MOST GOALS FOR, HOME GAME: 9 – 4/7/36 vs. Toronto
MOST GOALS FOR, ROAD GAME: 9 – 3/29/47 at Toronto
MOST GOALS AGAINST, PERIOD: 5, twice – 3/25/58 at Montreal, 1st; 4/14/42 at Toronto, 2nd
MOST GOALS AGAINST, GAME: 9, twice – 4/10/85 at Chicago; 4/14/42 at Toronto
MOST GOALS AGAINST, SERIES: 25, twice – vs. Chicago, 1989; vs. Toronto, 1942
MOST GOALS AGAINST, YEAR: 57 – 1987 (20 vs. Chicago, 14 vs. Toronto, 23 vs. Edmonton)
MOST GOALS AGAINST, HOME GAME: 8, twice – 3/25/58 vs. Chicago; 4/23/78 vs. Montreal
MOST GOALS AGAINST, ROAD GAME: 9, twice – 4/10/85 at Chicago; 4/14/42 at Toronto
***FASTEST TWO GOALS:** 0:05 – 4/11/65 vs. Chicago, both by Norm Ullman, 17:35, 17:40
against Glenn Hall during 2nd period
FASTEST THREE GOALS: 1:30 – 3/29/47 at Toronto, Jim Conacher, 17:30; Roy Conacher, 18:30;
Ed Bruneteau, 19:00 during 3rd period
FASTEST FOUR GOALS: 4:46 – 3/23/39 vs. Montreal. Syd Howe, 13:44 and 14:39; Sid Abel, 17:02;
Ed Wares, 18:30 during 3rd period
MOST POWER-PLAY GOALS, PERIOD: 3, five times – 6/6/09 vs. Pittsburgh; 5/3/98 vs. Phoenix;
5/5/96 vs. St. Louis; 4/23/96 vs. Winnipeg; 4/11/78 vs. Atlanta
MOST POWER-PLAY GOALS, GAME: 4, six times – 5/3/98 vs. Phoenix; 4/23/96 vs. Winnipeg;
4/29/93 vs. Toronto; 4/10/66 vs. Chicago; 4/4/65 vs. Chicago; 3/23/39 vs. Montreal
MOST POWER-PLAY GOALS, SERIES: 11 – vs. Toronto, 1988
MOST POWER-PLAY GOALS, YEAR: 23 – 2009 vs. Columbus, Anaheim, Chicago, Pittsburgh
MOST POWER-PLAY GOALS AGAINST, GAME: 4 – 3/28/63 vs. Chicago
MOST POWER-PLAY GOALS AGAINST, SERIES: 10 – vs. Chicago, 1989
MOST POWER-PLAY GOALS AGAINST, YEAR: 20 – 1988 vs. Toronto, St. Louis, Edmonton
MOST SHORTHANDED GOALS, PERIOD: 2, three times – 4/21/07 vs. Calgary (Dan Cleary, Chris
Chelios); 4/27/02 vs. Vancouver (Nicklas Lidstrom, Brett Hull); 4/29/93 vs. Toronto (Steve
Yzerman, Paul Ysebaert)
MOST SHORTHANDED GOALS, GAME: 2, five times – 4/21/07 vs. Calgary (Dan Cleary, Chris Chelios);
4/27/02 vs. Vancouver (Nicklas Lidstrom, Brett Hull); 4/12/96 vs. Winnipeg (Paul Coffey, Doug
Brown); 4/29/93 vs. Toronto (Steve Yzerman, Paul Ysebaert); 4/5/36 vs. Toronto (Syd Howe,
Bucko McDonald)
MOST SHORTHANDED GOALS, YEAR: 7 – 2002 vs. Vancouver, St. Louis, Colorado, Carolina
MOST SHORTHANDED GOALS AGAINST, PERIOD: 2, twice – 4/24/98 vs. Phoenix (Jeremy Roenick [2]);
4/23/78 vs. Montreal
MOST SHORTHANDED GOALS AGAINST, GAME: 2, three times – 4/24/98 vs. Phoenix (Jeremy
Roenick [2]); 4/11/89 vs. Chicago; 4/23/78 vs. Montreal)
MOST SHORTHANDED GOALS AGAINST, YEAR: 4 – 1989 vs. Chicago
MOST PENALTY MINUTES, PERIOD: 114 – 4/12/91 vs. St. Louis
***MOST PENALTY MINUTES, GAME:** 152 – 4/12/91 vs. St. Louis
MOST PENALTIES, PERIOD: 20 – 4/12/91 vs. St. Louis
MOST PENALTIES, GAME: 33 – 4/12/91 vs. St. Louis
MOST CONSECUTIVE VICTORIES, YEAR: 9 – 2008 vs. Nashville, Colorado, Dallas
MOST CONSECUTIVE VICTORIES: 11 – 1998-1999, final five games of 1998 (Dallas, Washington)
and first six games of 1999 (Anaheim, Colorado)
MOST CONSECUTIVE VICTORIES, HOME: 11 – 4/16/54-4/5/56
MOST CONSECUTIVE VICTORIES, ROAD: 6, twice – 6/13/98-5/9/99; 4/28/98-5/24/98
MOST CONSECUTIVE DEFEATS: 8 – 1966-1970, final four games of 1966 (Montreal) and first four
games of 1970 (Chicago)
MOST CONSECUTIVE DEFEATS, HOME: 5, three times – 4/21/78-4/13/85; 4/28/66-4/12/70;
4/22/45-4/3/47
MOST CONSECUTIVE DEFEATS, ROAD: 8 – 3/27/56-3/27/58
MOST CONSECUTIVE SEASONS QUALIFYING FOR PLAYOFFS: 25 – 1991 to 2016
MOST CONSECUTIVE SEASONS NOT QUALIFYING FOR PLAYOFFS: 7 – 1971-1977
EARLIEST PLAYOFF DATE: March 19, three times – 1946 vs. Boston; 1940 vs. NY Americans;
1929 vs. Toronto
LATEST PLAYOFF DATE: June 24 – 1995 vs. New Jersey

*-NHL record

#-Shares NHL record

ACTIVE PLAYERS IN CAPITALS

RED WINGS INDIVIDUAL PLAYOFFS RECORDS

MOST YEARS IN PLAYOFFS: 20 – Steve Yzerman, Nicklas Lidstrom
#MOST CONSECUTIVE YEARS IN PLAYOFFS: 20 – Nicklas Lidstrom, 1992-2012
MOST GAMES, CAREER: 263 – Nicklas Lidstrom
MOST POINTS, CAREER: 185 – Steve Yzerman
MOST GOALS, CAREER: 70 – Steve Yzerman
MOST ASSISTS, CAREER: 129 – Nicklas Lidstrom
MOST GAMES, YEAR: 23 – 27 players (14 on 2002 team; 13 on 2009 team)
MOST POINTS, YEAR: 27 – Henrik Zetterberg, 2008 (13 goals, 14 assists)
MOST GOALS, YEAR: 13 – Henrik Zetterberg and Johan Franzen, 2008
MOST ASSISTS, YEAR: 18 – Steve Yzerman, 1998; Sergei Fedorov, 1996
MOST POINTS, SERIES: 13 – Norm Ullman, 1964 vs. Chicago
MOST GOALS, SERIES: 9 – Johan Franzen, 2008 vs. Colorado
MOST ASSISTS, SERIES: 9 – Paul Coffey, 1993 vs. Toronto
MOST POINTS, GAME: 6 – Johan Franzen, 5/6/10 vs. San Jose (4 goals, 2 assists)
MOST GOALS, GAME: 4, three times – Johan Franzen, 5/6/10 vs. San Jose; Ted Lindsay, 4/5/55 vs. Montreal; Carl Liscombe, 4/3/45 vs. Boston
MOST ASSISTS, GAME: 4, six times – Todd Bertuzzi, 5/6/10 vs. San Jose; Nicklas Lidstrom, 4/21/07 vs. Calgary; Chris Chelios, 4/27/02 at Vancouver; Sergei Fedorov, 5/23/96 vs. Colorado; Sergei Fedorov, 4/23/96 vs. Winnipeg; Dutch Reibel, 4/5/55 vs. Montreal
#MOST POINTS, PERIOD: 4, twice – Johan Franzen 5/6/10 vs. San Jose, 1st (3 goals, 1 assist); Carl Liscomb, 3/26/42 vs. Montreal, 3rd (2 goals, 2 assists)
MOST GOALS, PERIOD: 3, twice – Johan Franzen 5/6/10 vs. San Jose, 1st; Ted Lindsay, 4/5/55 vs. Montreal, 2nd
#MOST ASSISTS, PERIOD: 3, four times – Mikael Samuelsson, 5/22/07 at Anaheim, 3rd; Chris Chelios, 4/27/02 at Vancouver, 2nd; Vyacheslav Kozlov, 5/21/95 vs. San Jose, 3rd; Alex Delvecchio, 4/14/66 vs. Chicago, 3rd
MOST POINTS, ROOKIE: 9 – Shawn Burr, 1987
MOST GOALS, ROOKIE: 7 – Shawn Burr, 1987
MOST ASSISTS, ROOKIE: 5, twice – Sergei Fedorov, 1991; Paul Woods, 1978
MOST POINTS BY DEFENSEMAN, YEAR: 19 – Nicklas Lidstrom, 1998
MOST POINTS BY DEFENSEMAN, GAME: 5 – Eddie Bush, 4/9/42 at Toronto (1 goal, 4 assists)
MOST GOALS BY DEFENSEMAN, YEAR: 6, twice – Nicklas Lidstrom, 1998; Paul Coffey, 1995
MOST GOALS BY DEFENSEMAN, GAME: 2, several times – Last six times all by Nicklas Lidstrom (5/6/11 vs. San Jose, 4/27/10 at Phoenix, 5/1/09 vs. Anaheim, 4/15/00 vs. Los Angeles, 5/29/98 vs. Dallas, 5/23/96 at Colorado)
MOST ASSISTS BY DEFENSEMAN, YEAR: 15 – Niklas Kronwall, 2008
MOST ASSISTS BY DEFENSEMAN, GAME: 4, three times – Nicklas Lidstrom, 4/21/07 vs. Calgary; Chris Chelios, 4/27/02 at Vancouver; Eddie Bush, 4/9/42 at Toronto
LONGEST POINT STREAK: 12 games, twice – Johan Franzen, 2010; Gordie Howe, 1964
LONGEST GOAL STREAK: 5, four times – Johan Franzen, 2010; Gordie Howe, 1964; Ted Lindsay, 1952; Gordie Howe, 1949
MOST POINTS BY LINE, YEAR: 51, 1955 – Gordie Howe (20), Ted Lindsay (19), Dutch Reibel (12)
MOST THREE-GOAL GAMES, CAREER: 4 – Steve Yzerman (1989, 1991, 1996, 1999)
MOST THREE-GOAL GAMES, YEAR: 2, three times – Johan Franzen, 2008; Petr Klima, 1988; Norm Ullman, 1964
MOST THREE-GOAL GAMES, SERIES: 2, twice – Johan Franzen, 2008; Norm Ullman, 1964
MOST POWER-PLAY GOALS, CAREER: 26 – Steve Yzerman
MOST POWER-PLAY GOALS, YEAR: 6, three times – Dino Ciccarelli, 1995 and 1996; Andy Bathgate, 1966
MOST POWER-PLAY GOALS, SERIES: 5 – Andy Bathgate, 1966 vs. Chicago
#MOST POWER-PLAY GOALS, GAME: 3, three times – Dino Ciccarelli, 5/11/95 at Dallas and 4/29/93 at Toronto; Syd Howe, 3/23/39 vs. Montreal
MOST POWER-PLAY GOALS, PERIOD: 2, three times – Dino Ciccarelli, 4/29/93 at Toronto, 2nd; Floyd Smith, 4/10/66 at Chicago, 1st; Syd Howe, 3/23/39 vs. Montreal, 3rd
MOST GAME-WINNING GOALS, CAREER: 12 – Vyacheslav Kozlov, Steve Yzerman
MOST GAME-WINNING GOALS, YEAR: 5 – Johan Franzen, 2008
MOST SHORTHANDED GOALS, CAREER: 5 – Kirk Maltby
MOST SHORTHANDED GOALS, GAME: 1, several times – Last time: LUKE GLENDENING, 4/16/15 at Tampa Bay

*-NHL record #Shares NHL record ACTIVE PLAYERS IN CAPITALS

RED WINGS INDIVIDUAL PLAYOFFS RECORDS

MOST OVERTIME GOALS, CAREER: 2 – Mud Bruneteau, Syd Howe, Johan Franzen, Vyacheslav Kozlov, Ted Lindsay, Kirk Maltby, Leo Reise Jr., Brendan Shanahan

MOST OVERTIME GOALS, YEAR: 2 – Leo Reise Jr., 1950

FASTEST GOAL, START OF GAME: 0:09 – Gordie Howe, 4/1/54 vs. Toronto (against Harry Lumley)

***FASTEST TWO GOALS:** 0:05 – Norm Ullman, 4/11/65 vs. Chicago (17:35 and 17:40 of the 2nd period against Glenn Hall)

MOST PENALTY MINUTES, CAREER: 218 – Gordie Howe

MOST PENALTY MINUTES, YEAR: 71 – Joe Kocur, 1987

MOST PENALTY MINUTES, SERIES: 50 – Bob Probert, 1991 vs. St. Louis

MOST PENALTY MINUTES, GAME: 29 – Randy McKay, 4/12/91 vs. St. Louis (2 minor penalties, 3 major penalties and a game misconduct)

MOST GAMES BY GOALTENDER, CAREER: 110 – Chris Osgood

MOST GAMES BY GOALTENDER, YEAR: 23, twice – Chris Osgood, 2008; Dominik Hasek, 2002

MOST MINUTES BY GOALTENDER, YEAR: 1455 – Dominik Hasek, 2002

MOST SHUTOUTS, CAREER: 14 – Chris Osgood

MOST SHUTOUTS, YEAR: 6 – Dominik Hasek, 2002

LONGEST SHUTOUT SEQUENCE, YEAR: 248:32 – Norm Smith, 1936 vs. Montreal Maroons

LONGEST SHUTOUT SEQUENCE, GAME: 176:30 – Norm Smith, 3/24/36-3/25-16 at Montreal Maroons

SHUTOUT BY DETROIT GOALIE IN PLAYOFF DEBUT: Twice – Chris Osgood, 4/20/94 vs. San Jose; Norm Smith, 3/24/36 at Montreal Maroons

***-NHL record #Shares NHL record ACTIVE PLAYERS IN CAPITALS**

RED WINGS ALL-TIME PLAYOFFS SCORING LEADERS

ALL-TIME PLAYOFF SCORING LEADERS

| PLAYER | GP | G | A | PTS |
|--------------------------|------------|-----------|-----------|-----------|
| Steve Yzerman | 196 | 70 | 115 | 185 |
| Nicklas Lidstrom | 263 | 54 | 129 | 183 |
| Sergei Fedorov | 162 | 50 | 113 | 163 |
| Gordie Howe | 154 | 67 | 91 | 158 |
| Henrik Zetterberg | 137 | 57 | 63 | 120 |
| Pavel Datsyuk | 157 | 42 | 71 | 113 |
| Alex Delvecchio | 121 | 35 | 69 | 104 |
| Tomas Holmstrom | 180 | 46 | 51 | 97 |
| Ted Lindsay | 123 | 44 | 44 | 88 |
| Johan Franzen | 107 | 42 | 39 | 81 |
| Vyacheslav Kozlov | 114 | 42 | 37 | 79 |
| Brendan Shanahan | 106 | 33 | 41 | 74 |
| Norm Ullman | 80 | 27 | 47 | 74 |
| Igor Larionov | 105 | 20 | 39 | 59 |
| Sid Abel | 96 | 28 | 30 | 58 |
| VALTTERI FILPPULA | 105 | 19 | 38 | 57 |
| Paul Coffey | 49 | 14 | 36 | 50 |
| Dan Cleary | 111 | 23 | 26 | 49 |
| Darren McCarty | 167 | 21 | 26 | 47 |
| Niklas Kronwall | 109 | 5 | 42 | 47 |
| Kris Draper | 220 | 24 | 22 | 46 |
| Syd Howe | 68 | 17 | 27 | 44 |
| Bob Probert | 63 | 14 | 29 | 43 |
| Carl Liscombe | 59 | 22 | 19 | 41 |
| Brian Rafalski | 63 | 12 | 28 | 40 |
| Gerard Gallant | 58 | 18 | 21 | 39 |
| Martin Lapointe | 86 | 17 | 22 | 39 |
| Adam Oates | 38 | 12 | 27 | 39 |
| Mud Bruneteau | 77 | 23 | 14 | 37 |
| Red Kelly | 94 | 16 | 21 | 37 |
| Mikael Samuelsson | 74 | 14 | 23 | 37 |
| Doug Brown | 71 | 16 | 19 | 35 |
| Larry Murphy | 67 | 7 | 27 | 34 |
| Joe Carveth | 57 | 19 | 14 | 33 |
| Shawn Burr | 79 | 16 | 17 | 33 |
| Jiri Hudler | 66 | 12 | 21 | 33 |
| Dino Ciccarelli | 47 | 24 | 8 | 32 |
| Kirk Maltby | 169 | 16 | 15 | 31 |
| Marcel Pronovost | 118 | 7 | 23 | 30 |
| Don Grosso | 44 | 15 | 14 | 29 |
| Marty Pavelich | 91 | 13 | 15 | 28 |
| Chris Chelios | 103 | 3 | 25 | 28 |
| Petr Klima | 31 | 13 | 14 | 27 |
| Steve Chiasson | 46 | 12 | 14 | 26 |
| Metro Prystai | 43 | 12 | 14 | 26 |
| Brent Ashton | 32 | 11 | 14 | 25 |
| Brad Stuart | 72 | 6 | 19 | 25 |
| Brett Hull | 39 | 13 | 11 | 24 |
| Todd Bertuzzi | 50 | 7 | 17 | 24 |
| Ray Sheppard | 42 | 14 | 9 | 23 |
| Herbie Lewis | 38 | 13 | 10 | 23 |
| Floyd Smith | 44 | 12 | 11 | 23 |
| Bruce MacGregor | 55 | 9 | 14 | 23 |
| Robert Lang | 36 | 9 | 14 | 23 |
| DARREN HELM | 82 | 11 | 10 | 21 |

RED WINGS ALL-TIME PLAYOFFS GOALTENDING LEADERS

ALL-TIME PLAYOFF SCORING LEADERS

| PLAYER | GP | G | A | PTS |
|--------------------|----|----|----|-----|
| Marty Berry | 23 | 9 | 12 | 21 |
| John Chabot | 22 | 5 | 16 | 21 |
| Jonathan Ericsson | 76 | 5 | 16 | 21 |
| John Wilson | 50 | 11 | 9 | 20 |
| Vic Stasiuk | 40 | 10 | 10 | 20 |
| John Sorrell | 31 | 8 | 12 | 20 |
| Dutch Reibel | 35 | 6 | 14 | 20 |
| Viacheslav Fetisov | 78 | 1 | 19 | 20 |

ACTIVE PLAYERS IN BOLD CAPITALS

ALL-TIME PLAYOFF GOALTENDING LEADERS

| PLAYER | YRS | GP | W | L | T | GA | SO | AVG |
|------------------|-----|-----|----|----|---|-----|----|------|
| Chris Osgood | 12 | 110 | 67 | 37 | | 221 | 14 | 2.02 |
| Terry Sawchuk | 10 | 85 | 46 | 37 | | 208 | 11 | 2.41 |
| Mike Vernon | 3 | 42 | 30 | 12 | | 88 | 2 | 2.08 |
| Dominik Hasek | 3 | 45 | 28 | 17 | | 89 | 8 | 1.91 |
| Harry Lumley | 5 | 54 | 24 | 30 | | 131 | 6 | 2.30 |
| Jimmy Howard | 7 | 48 | 21 | 26 | | 123 | 3 | 2.58 |
| John Mowers | 4 | 32 | 19 | 13 | | 85 | 2 | 2.55 |
| Greg Stefan | 5 | 30 | 12 | 17 | | 99 | 1 | 3.54 |
| Norm Smith | 2 | 12 | 9 | 2 | | 18 | 3 | 1.32 |
| Glen Hanlon | 3 | 18 | 9 | 6 | | 42 | 3 | 2.58 |
| Roger Crozier | 4 | 23 | 9 | 12 | | 57 | 1 | 2.74 |
| Tim Cheveldae | 3 | 25 | 9 | 15 | | 71 | 2 | 3.00 |
| Glenn Hall | 2 | 15 | 6 | 9 | | 43 | 0 | 2.85 |
| Cecil Thompson | 2 | 11 | 5 | 6 | | 27 | 1 | 2.40 |
| Wilf Cude | 1 | 9 | 4 | 5 | | 21 | 1 | 2.12 |
| Petr Mrazek | 2 | 10 | 4 | 6 | | 18 | 3 | 1.88 |
| Manny Legace | 3 | 11 | 4 | 6 | | 27 | 0 | 2.54 |
| Curtis Joseph | 2 | 13 | 4 | 8 | | 22 | 1 | 1.64 |
| Earl Robertson | 1 | 6 | 3 | 2 | | 8 | 2 | 1.41 |
| Jim Rutherford | 1 | 3 | 2 | 1 | | 12 | 0 | 4.00 |
| John Ross Roach | 1 | 4 | 2 | 2 | | 8 | 1 | 2.00 |
| Bill Ranford | 1 | 4 | 2 | 2 | | 10 | 1 | 3.27 |
| Ralph Almas | 1 | 5 | 1 | 3 | | 13 | 0 | 2.97 |
| Hank Bassen | 2 | 5 | 1 | 3 | | 11 | 0 | 2.44 |
| Bob Champoux | 1 | 1 | 1 | 0 | | 4 | 0 | 4.36 |
| Vincent Riendeau | 1 | 2 | 1 | 0 | | 4 | 0 | 3.28 |
| Ron Low | 1 | 4 | 1 | 3 | | 17 | 0 | 4.25 |
| Connie Dion | 1 | 5 | 1 | 4 | | 17 | 0 | 3.40 |
| Ty Conklin | 1 | 1 | 0 | 0 | | 0 | 0 | 0.00 |
| Kevin Hodson | 1 | 1 | 0 | 0 | | 0 | 0 | 0.00 |
| Allan Bester | 1 | 1 | 0 | 0 | | 1 | 0 | 3.00 |
| Sam St. Laurent | 1 | 1 | 0 | 0 | | 1 | 0 | 5.82 |
| Jim Franks | 1 | 1 | 0 | 1 | | 2 | 0 | 4.00 |
| Eddie Mio | 1 | 1 | 0 | 1 | | 3 | 0 | 2.86 |
| Norm Maracle | 2 | 2 | 0 | 0 | | 3 | 0 | 3.08 |
| Alex Connell | 1 | 2 | 0 | 1 | 1 | 3 | 0 | 1.50 |
| Jonas Gustavsson | 1 | 2 | 0 | 2 | | 6 | 0 | 2.71 |
| Clarence Dolson | 1 | 2 | 0 | 2 | | 7 | 0 | 3.50 |
| Corrado Micalef | 1 | 3 | 0 | 0 | | 8 | 0 | 4.80 |
| Bob Essensa | 1 | 4 | 0 | 2 | | 9 | 0 | 4.94 |
| Roy Edwards | 1 | 4 | 0 | 3 | | 11 | 0 | 3.20 |

ACTIVE PLAYERS IN BOLD CAPITALS

DETROIT RED WINGS IN NHL ALL-STAR GAMES

SKATERS

* Gordie Howe

* Alex Delvecchio

Nicklas Lidstrom

* Ted Lindsay

Steve Yzerman

* Red Kelly

* Marcel Pronovost

* Norm Ullman

John Ogradnick

Brendan Shanahan

Sergei Fedorov

Pavel Datsyuk

* Marty Pavelich

* Bob Goldham

Jack Stewart

* Sid Abel

* Metro Prystai

Reed Larson

Paul Coffey

+ Ebbie Goodfellow

Bill Quackenbush

* Leo Reise

* Tony Leswick

Frank Mahovlich

Red Berenson

Viacheslav Fetisov

Chris Chelios

Henrik Zetterberg

+ Herbie Lewis

+ Larry Aurie

+ Marty Barry

+ Syd Howe

+ Marty Barry

Bud Poile

Reg Sinclair

Bill Gadsby

Carl Brewer

Gary Bergman

Mickey Redmond

Marcel Dionne

Dan Maloney

Nick Libett

Willie Huber

Bob Probert

Steve Chiasson

Igor Larionov

Larry Murphy

DYLAN LARKIN

FRANS NIELSEN

Mike Green

TYLER BERTUZZI

GOALTENDERS

* Terry Sawchuk

Jimmy Howard

* Glenn Hall

Chris Osgood

+ Norm Smith

Tim Cheveldae

Dominik Hasek

COACHES

* Tommy Ivan

Sid Abel

Scotty Bowman

* Jimmy Skinner

+ Jack Adams

Dave Lewis

Mike Babcock

GP

22

13

12

11

10

9

9

8

5

5

6

5

4

4

3

3

3

3

3

2

2

2

2

2

2

2

2

2

1

1

1

1

1

1

1

1

1

1

1

1

1

1

1

1

1

1

1

1

1

1

1

GP

7

3

2

2

1

1

1

GC

4

3

4

3

2

1

1

1

YEARS

1948, 49, 50, 51, 52, 53, 54, 55, 57, 58, 59, 60,

61, 62, 63, 64, 65, 67, 68, 69, 70, 71

1953, 54, 55, 56, 57, 58, 59, 61, 62, 63, 64, 65, 67

1996, 98, 99, 2000, 01, 02, 03, 04, 07, 08, 09, 11

1947, 48, 49, 50, 51, 52, 53, 54, 55, 56, 57

1984, 88, 89, 90, 91, 92, 93, 97, 99#, 2000

1950, 51, 52, 53, 54, 55, 56, 57, 58

1950, 54, 55, 57, 58, 59, 60, 61, 63

1955, 60, 61, 62, 63, 64, 67, 68

1981, 82, 84, 85, 86

1997, 98, 99, 2000, 02

1992, 94, 96, 2001, 02, 03

2002, 04, 08, 09, 12

1950, 52, 54, 55

1950, 52, 54, 55

1947, 48, 49

1949, 50, 51

1950, 53, 54

1978, 80, 81

1993, 94, 96

1937, 39

1947, 48

1950, 51

1952, 54

1969, 70

1972, 74

1997, 98

2000, 02

2007#, 08#

1934

1934

1937

1939

1937

1948

1952

1965

1970

1972

1974

1975

1976

1977

1983

1988

1993

1998

1999

2016

2017

2018

2020

YEARS

1950, 51, 52, 53, 54, 59, 63

2012, 15#, 19

1955, 56

1996, 2008

1937

1992

2002

YEARS

1948, 49, 50, 52

1961, 63, 64, 67

1996, 2000, 02

1954, 55

1937

2004

2008

#Did not play due to injury.

*Includes games as member of defending Stanley Cup champions in '50, '54 or '55.


+Appeared in Bailey ('34), Morenz ('37), Seibert ('39) benefit All-Star games.

24 other Red Wings appeared in All-Star games, but only as members of defending Stanley Cup champions in '50, '54 or '55.

**ACTIVE PLAYERS/COACHES
IN BOLD CAPITALS**

CHAMPIONSHIPS & STANLEY CUP® FINALISTS

| | |
|---|---|
| STANLEY CUP: | 1936, 37, 43, 50, 52, 54, 55, 97, 98, 2002, 08 |
| LEAGUE CHAMPIONS/BEST REGULAR-SEASON RECORD: | 1935-36, 36-37, 42-43, |
| | 48-49, 49-50, 50-51, 52-53, 53-54, 54-55, 56-57, |
| | 64-65, 95, 95-96, 2001-02, 03-04, 05-06, 07-08 |
| DIVISION CHAMPIONS (REGULAR SEASON) | |
| American Division: | 1933-34, 35-36, 36-37 |
| Norris Division: | 1987-88, 88-89, 91-92 |
| Central Division: | 1993-94, 95, 95-96, 98-99, 2000-01, 01-02, 02-03, |
| | 03-04, 05-06, 06-07, 07-08, 08-09, 10-11 |
| DIVISION CHAMPIONS (PLAYOFFS): | |
| Norris Division: | 1987, 88 |
| STANLEY CUP FINALISTS: | 1934, 36, 37, 41, 42, 43, 45, 48, 49, 50, 52, 54, |
| | 55, 56, 61, 63, 64, 66, 95, 97, 98, 2002, 08, 09 |



DETROIT RED WINGS ENTRY DRAFT SELECTIONS

ENTRY DRAFT SELECTIONS (Since Inception in 1963)

| Round | Overall | | | | |
|-----------------------|---------|--------------------|-----|---------------------|-----|
| 1963 | | 7 Brian Middleton | 107 | 2 Al Jensen | 31 |
| 1 Pete Mahovlich | 2 | 8 Dennis Polonich | 123 | 3 Doug Derkson | 53 |
| 2 Bill Cosburn | 8 | 9 Dennis O'Brien | 135 | 4 Bjorn Skaare | 62 |
| 1964 | | 9 Tom Newman | 138 | 5 Ted Nolan | 78 |
| 1 Claude Gauthier | 1 | 9 Ray Bibeau | 139 | 6 Sylvain Locas | 95 |
| 2 Brian Watts | 7 | 10 Kevin Neville | 151 | 7 Wes George | 112 |
| 3 Ralph Buchanan | 13 | 10 Ken Gibb | 154 | 8 John Barrett | 129 |
| 4 Ronald LeClerc | 19 | 10 Mitch Brandt | 155 | 9 Jim Malazdrewicz | 146 |
| 1965 | | 1974 | | 10 Geoff Shaw | 163 |
| 1 George Forge | 3 | 1 Bill Lochead | 9 | 11 Carl VanHarrewyn | 178 |
| 2 Bob Birdsell | 8 | 3 Dan Mandryk | 44 | 12 Ladislav Svozil | 194 |
| 1966 | | 3 Bill Evo | 45 | 13 Tom Bailey | 208 |
| 1 Steve Atkinson | 6 | 4 Michel Bergeron | 63 | 14 Larry Lozinski | 219 |
| 2 Jim Whitaker | 12 | 5 John Taft | 81 | 15 Randy Betty | 224 |
| 3 Lee Carpenter | 18 | 6 Don Dufek | 99 | 16 Brian Crawley | 226 |
| 4 Grant Cole | 24 | 7 Jack Carlson | 117 | 17 Doug Feasby | 228 |
| 1967 | | 8 Gregg Steele | 134 | 1979 | |
| 1 Ron Barkwell | 9 | 9 Glen McLeod | 151 | 1 Mike Foligno | 3 |
| 2 Alan Karlander | 17 | 1975 | | 3 Jody Gage | 45 |
| 1968 | | 1 Rick Lapointe | 5 | 3 Boris Fistric | 46 |
| 1 Steve Andrascik | 11 | 2 Jerry Rollins | 23 | 4 John Ogradnick | 66 |
| 2 Herb Boxer | 17 | 3 Al Cameron | 37 | 5 Joe Paterson | 87 |
| 1969 | | 3 Blair Davidson | 45 | 6 Carmine Cirella | 108 |
| 1 Jim Rutherford | 10 | 3 Clarke Hamilton | 50 | 1980 | |
| 2 Ron Garwasiuk | 21 | 4 Mike Wirachowski | 59 | 1 Mike Blaisdell | 11 |
| 3 Wayne Hawrysh | 33 | 5 Mike Wong | 77 | 3 Mark Osborne | 46 |
| 4 Warren Chernecki | 45 | 6 Mike Harazny | 95 | 5 Mike Corrigan | 88 |
| 5 Wally Olds | 57 | 7 Jean-Luc Phaneuf | 113 | 6 Wayne Crawford | 109 |
| 1970 | | 8 Steve Carlson | 131 | 7 Mike Braun | 130 |
| 1 Serge Lajeunesse | 12 | 9 Gary Vaughn | 148 | 8 John Beukeboom | 151 |
| 2 Bob Guindon | 26 | 10 Jean Thibodeau | 164 | 9 Dave Miles | 172 |
| 3 Yvon Lambert | 40 | 11 Dave Hanson | 176 | 10 Brian Rorabeck | 193 |
| 4 Tom Johnstone | 54 | 11 Robin Larson | 178 | 1981 | |
| 5 Tom Mellor | 68 | 1976 | | 2 Claude Loiselle | 23 |
| 6 Bernard McNeil | 82 | 1 Fred Williams | 4 | 3 Corrado Micalef | 44 |
| 7 Ed Hays | 95 | 2 Reed Larson | 22 | 5 Larry Trader | 86 |
| 1971 | | 3 Fred Berry | 40 | 6 Gerard Gallant | 107 |
| 1 Marcel Dionne | 2 | 4 Kevin Schamehorn | 58 | 7 Greg Stefan | 128 |
| 2 Henry Boucha | 16 | 5 Dwight Schofield | 76 | 8 Rick Zombo | 149 |
| 3 Ralph Hostopiavouri | 30 | 6 Tony Horvath | 94 | 9 Don LeBlanc | 170 |
| 4 George Hulme | 44 | 7 Fern LeBlanc | 111 | 10 Robert Nordmark | 191 |
| 5 Earl Anderson | 58 | 8 Claude Legris | 120 | 1982 | |
| 6 Charlie Shaw | 72 | 1977 | | 1 Murray Craven | 17 |
| 7 Jim Nahrgang | 86 | 1 Dale McCourt | 1 | 2 Yves Courteau | 23 |
| 8 Bob Boyd | 100 | 3 Rick Vasko | 37 | 3 Carmine Vani | 44 |
| 1972 | | 4 John Hilworth | 55 | 4 Craig Cox | 66 |
| 2 Pierre Guite | 26 | 5 Jim Korn | 73 | 5 Brad Shaw | 86 |
| 3 Bob Kreiger | 42 | 6 Jim Baxter | 91 | 6 Claude Vilgrain | 107 |
| 4 Danny Gruen | 68 | 7 Randy Wilson | 109 | 7 Greg Hudak | 128 |
| 5 Dennis Johnson | 74 | 8 Ray Roy | 125 | 8 Pat Lahey | 149 |
| 6 Bill Miller | 90 | 9 Kip Churchill | 141 | 9 Gary Cullen | 170 |
| 7 Glen Saperich | 106 | 10 Lance Gatoni | 155 | 10 Brent Meckling | 191 |
| 8 Mike Ford | 122 | 11 Rob Plumb | 163 | 11 Mike Stern | 212 |
| 9 George Kuzmich | 138 | 12 Alan Belanger | 170 | 12 Shaun Reagan | 233 |
| 12 Dave Arundel | 150 | 13 Dean Willers | 175 | 1983 | |
| 1973 | | 14 Roland Cloutier | 178 | 1 Steve Yzerman | 4 |
| 1 Terry Richardson | 11 | 15 Ed Hill | 181 | 2 Lane Lambert | 25 |
| 3 Nelson Pyatt | 39 | 16 Val James | 184 | 3 Bob Probert | 46 |
| 3 Robbie Neale | 43 | 17 Grant Morin | 185 | 4 Dave Korol | 70 |
| 4 Mike Korney | 59 | 1978 | | 5 Petr Klima | 88 |
| 5 Blair Stewart | 75 | 1 Willie Huber | 9 | 5 Joe Kocur | 91 |
| 6 Glen Cikello | 91 | 1 Brent Peterson | 12 | 6 Chris Pusey | 109 |
| | | 2 Glenn Hicks | 28 | 7 Bob Pierson | 130 |

DETROIT RED WINGS ENTRY DRAFT SELECTIONS

| | | | | | |
|---------------------|-----|--------------------------|-----|----------------------|-----|
| 8 Craig Butz | 151 | 4 Sheldon Kennedy | 80 | 5 Norm Maracle | 126 |
| 9 Dave Sikorski | 172 | 7 Kelly Hurd | 143 | 6 Tim Spitzig | 152 |
| 10 Stu Grimson | 193 | 8 Brian McCormack | 164 | 7 Yuri Yeresko | 178 |
| 11 Jeff Frank | 214 | 9 Jody Praznik | 185 | 8 Viteslav Skuta | 204 |
| 12 Chuck Chiatto | 235 | 10 Glenn Goodall | 206 | 9 Ryan Shanahan | 230 |
| 1984 | | 11 Darren Colbourne | 227 | 10 Jim Kosecki | 256 |
| 1 Shawn Burr | 7 | 12 Don Stone | 248 | 11 Gord Hunt | 282 |
| 2 Doug Houda | 28 | 1989 | | 1994 | |
| 3 Milan Chalupa | 49 | 1 Mike Sillinger | 11 | 1 Yan Golubovsky | 23 |
| 5 Mats Lundstrom | 91 | 2 Bob Boughner | 32 | 2 Mathieu Dandenault | 49 |
| 6 Randy Hansch | 112 | 3 Nicklas Lidstrom | 53 | 3 Sean Gilliam | 75 |
| 7 Stefan Larsson | 133 | 4 Sergei Fedorov | 74 | 5 Frederic Deschenes | 114 |
| 8 Lars Karlsson | 152 | 5 Shawn McCosh | 95 | 5 Doug Battaglia | 127 |
| 8 Urban Nordin | 154 | 6 Dallas Drake | 116 | 6 Pavel Agarkov | 153 |
| 9 Bill Shibicky | 175 | 7 Scott Zygulski | 137 | 8 Jason Elliot | 205 |
| 10 Jay Rose | 195 | 8 Andy Suhy | 158 | 9 Jeff Mikesch | 231 |
| 11 Tim Kaiser | 216 | 9 Bob Jones | 179 | 10 Tomas Holmstrom | 257 |
| 12 Tom Nickolau | 236 | 10 Greg Bignell | 200 | 11 Toivo Suursoo | 283 |
| 1985 | | 10 Rick Judson | 200 | 1995 | |
| 1 Brent Fedyk | 8 | 11 Vladimir Konstantinov | 221 | 1 Maxim Kuznetsov | 26 |
| 2 Jeff Sharples | 29 | 12 Joseph Frederick | 242 | 2 Philippe Audet | 52 |
| 3 Steve Chiasson | 50 | 12 Jason Glickman | 246 | 3 Darryl Laplante | 58 |
| 4 Mark Gowan | 71 | 1990 | | 4 Anatoly Ustugov | 104 |
| 5 Chris Luongo | 92 | 1 Keith Primeau | 3 | 5 Chad Wilchynski | 125 |
| 6 Randy McKay | 113 | 3 Vyacheslav Kozlov | 45 | 5 David Arsenault | 126 |
| 7 Thomas Bjühr | 134 | 4 Stewart Maltunas | 66 | 6 Tyler Perry | 156 |
| 8 Mike Luckraft | 155 | 5 Tony Burns | 87 | 7 Per Eklund | 182 |
| 9 Rob Schenna | 176 | 6 Claude Barthe | 108 | 8 Andrei Samokvalov | 208 |
| 10 Eerik Hamalainen | 197 | 7 Jason York | 129 | 9 David Engblom | 234 |
| 11 Bo Svanberg | 218 | 8 Wes McCauley | 150 | 1996 | |
| 12 Mikael Lindman | 239 | 9 Anthony Gruba | 171 | 1 Jesse Wallin | 26 |
| 1986 | | 10 Travis Tucker | 192 | 2 Aren Miller | 52 |
| 1 Joe Murphy | 1 | 11 Brett Larson | 213 | 4 Johan Forsander | 108 |
| 2 Adam Graves | 22 | 12 John Hendry | 234 | 5 Michal Podolka | 135 |
| 3 Derek Mayer | 43 | 1991 | | 6 Magnus Nilsson | 144 |
| 4 Tim Cheveldae | 64 | 1 Martin Lapointe | 10 | 6 Alexandre Jacques | 162 |
| 5 Johan Garpenlov | 85 | 2 Jamie Pushor | 32 | 7 Colin Beardsmore | 189 |
| 6 Jay Stark | 106 | 3 Chris Osgood | 54 | 8 Craig Stahl | 215 |
| 7 Per Djoos | 127 | 4 Michael Knuble | 76 | 9 Eugeniy Afanasiev | 241 |
| 8 Dean Morton | 148 | 5 Dimitri Motkov | 98 | 1997 | |
| 9 Marc Potvin | 169 | 7 Igor Malykhin | 142 | 2 Yuri Butsayev | 49 |
| 10 Scott King | 190 | 9 Jim Birmingham | 186 | 3 Petr Sykora | 76 |
| 11 Tom Bissett | 211 | 10 Jason Firth | 208 | 4 Quintin Lang | 102 |
| 12 Peter Ekroth | 232 | 11 Bart Turner | 230 | 5 John Wikstrom | 129 |
| 1987 | | 12 Andrew Miller | 252 | 6 B.J. Young | 157 |
| 1 Yves Racine | 11 | 1992 | | 7 Mike Lacey | 186 |
| 2 Gord Kruppke | 32 | 1 Curtis Bowen | 22 | 8 Steve Wilejto | 213 |
| 2 Bob Wilkie | 41 | 2 Darren McCarty | 46 | 9 Greg Willers | 239 |
| 3 Dennis Holland | 52 | 3 Sylvain Cloutier | 70 | 1998 | |
| 4 Mark Reimer | 74 | 5 Mike Sullivan | 118 | 1 Jiri Fischer | 25 |
| 5 Radomir Brazda | 95 | 6 Jason MacDonald | 142 | 2 Ryan Barnes | 55 |
| 6 Sean Clifford | 116 | 7 Greg Scott | 166 | 2 Tomek Valtonen | 56 |
| 7 Mike Goyer | 137 | 8 Justin Krall | 183 | 3 Jake McCracken | 84 |
| 8 Kevin Scott | 158 | 8 C.J. Denomme | 189 | 4 Brent Hobday | 111 |
| 9 Mikko Haapakoski | 179 | 9 Jeff Walker | 214 | 5 Calle Steen | 142 |
| 10 Darin Bannister | 200 | 10 Dan McGillis | 238 | 6 Adam Deleeuw | 151 |
| 11 Craig Quinlan | 221 | 11 Ryan Bach | 262 | 6 Pavel Datsyuk | 171 |
| 12 Tomas Jansson | 242 | 1993 | | 7 Jeremy Goetzinger | 198 |
| 1988 | | 1 Anders Eriksson | 22 | 8 David Petrasek | 226 |
| 1 Kory Kocur | 17 | 2 Jon Coleman | 48 | 9 Petja Pietilainen | 256 |
| 2 Serge Anglehart | 38 | 3 Kevin Hilton | 74 | 1999 | |
| 3 Guy Dupuis | 47 | 4 John Jakopin | 97 | 4 Jari Tolsa | 120 |
| 3 Petr Hrbeek | 59 | 4 Benoit Larose | 100 | 5 Andrei Maximenko | 149 |

DETROIT RED WINGS ENTRY DRAFT SELECTIONS

ENTRY DRAFT SELECTIONS (Continued)

| | | | | | |
|---------------------------|-----|----------------------|-----|--------------------------|-----|
| 6 Kent McDonell | 181 | 5 Darren Helm | 132 | 6 James de Haas | 170 |
| 7 Henrik Zetterberg | 210 | 5 Johan Ryno | 137 | 7 Rasmus Bodin | 200 |
| 8 Anton Borodkin | 238 | 5 Jeff May | 151 | | |
| 9 Ken Davis | 266 | 6 Juho Mielonen | 175 | 2013 | |
| 2000 | | 7 Bretton Stamler | 214 | 1 Anthony Mantha | 20 |
| 1 Niklas Kronwall | 29 | 2006 | | 2 Zach Nastasiuk | 48 |
| 2 Tomas Kopecky | 38 | 2 Cory Emmerton | 41 | 2 Tyler Bertuzzi | 58 |
| 4 Stefan Liv | 102 | 2 Shawn Matthias | 47 | 3 Mattias Janmark | 79 |
| 4 Dmitri Semyenov | 127 | 2 Dick Axelsson | 62 | 4 David Pope | 109 |
| 4 Alexander Seluyanov | 128 | 3 Daniel Larsson | 92 | 5 Mitch Wheaton | 139 |
| 4 Aaron Van Leusen | 130 | 6 Jan Mursak | 182 | 6 Marc McNulty | 169 |
| 6 Per Backer | 187 | 7 Nick Oslund | 191 | 7 Hampus Melen | 199 |
| 6 Paul Ballantyne | 196 | 7 Logan Pyett | 212 | 2014 | |
| 7 Jimmie Svensson | 228 | 2007 | | 1 Dylan Larkin | 15 |
| 8 Todd Jackson | 251 | 1 Brendan Smith | 27 | 3 Dominic Turgeon | 63 |
| 8 Evgeni Bumagin | 260 | 3 Joakim Andersson | 88 | 4 Christoffer Ehn | 106 |
| 2001 | | 5 Randy Cameron | 148 | 5 Chase Perry | 136 |
| 2 Igor Grigorenko | 62 | 6 Zack Torquato | 178 | 6 Julius Vahatalo | 166 |
| 4 Drew MacIntyre | 121 | 7 Bryan Rufenach | 208 | 7 Axel Holmstrom | 196 |
| 4 Miroslav Blatak | 129 | 2008 | | 7 Alexander Kadeykin | 201 |
| 5 Andreas Jamtin | 157 | 1 Thomas McCollum | 30 | 2015 | |
| 6 Nick Pannoni | 195 | 3 Max Nicastro | 91 | 1 Evgeny Svechnikov | 19 |
| 8 Dmitri Bykov | 258 | 4 Gustav Nyquist | 121 | 3 Vili Saarijarvi | 73 |
| 9 Francois Senez | 288 | 5 Julien Cayer | 151 | 4 Joren van Pottelberghe | 110 |
| 2002 | | 6 Stephen Johnston | 181 | 5 Chase Pearson | 140 |
| 2 Jiri Hudler | 58 | 7 Jesper Samuelsson | 211 | 6 Patrick Holway | 170 |
| 2 Tomas Fleischmann | 63 | 2009 | | 7 Adam Marsh | 200 |
| 3 Valtteri Filppula | 95 | 2 Landon Ferraro | 32 | 2016 | |
| 4 Johan Berggren | 131 | 2 Tomas Tatar | 60 | 1 Dennis Cholowski | 20 |
| 5 Logan Koopmans | 166 | 3 Andrej Nestrasil | 75 | 2 Givani Smith | 46 |
| 6 James Cuddihy | 197 | 3 Gleason Fournier | 90 | 2 Filip Hronek | 53 |
| 7 Derek Meech | 229 | 5 Nick Jensen | 150 | 4 Alfons Malmstrom | 107 |
| 8 Pierre-Olivier Beaulieu | 260 | 6 Mitchell Callahan | 180 | 5 Jordan Sambrook | 137 |
| 9 Christian Soderstrom | 262 | 7 Adam Almqvist | 210 | 6 Filip Larsson | 167 |
| 9 Jonathan Ericsson | 291 | 2010 | | 7 Mattias Elfstrom | 197 |
| 2003 | | 1 Riley Sheahan | 21 | 2017 | |
| 2 James Howard | 64 | 2 Calle Jarnkrok | 51 | 1 Michael Rasmussen | 9 |
| 4 Kyle Quincey | 132 | 3 Louis-Marc Aubry | 81 | 2 Gustav Lindstrom | 38 |
| 5 Ryan Oulahan | 164 | 4 Teemu Pulkkinen | 111 | 3 Kasper Kotkansalo | 71 |
| 6 Andreas Sundin | 170 | 5 Petr Mrazek | 141 | 3 Lane Zablocki | 79 |
| 6 Stefan Blom | 194 | 6 Brooks Macek | 171 | 3 Zach Gallant | 83 |
| 7 Tomas Kollar | 226 | 7 Ben Marshall | 201 | 3 Keith Petruzzelli | 88 |
| 8 Vladimir Kutny | 258 | 2011 | | 4 Malte Setkov | 100 |
| 8 Mikael Johansson | 289 | 2 Tomas Jurco | 35 | 5 Cole Fraser | 131 |
| 2004 | | 2 Xavier Ouellet | 48 | 6 Jack Adams | 162 |
| 3 Johan Franzen | 97 | 2 Ryan Sproul | 55 | 6 Reilly Webb | 164 |
| 4 Evan McGrath | 128 | 3 Alan Quine | 85 | 7 Brady Gilmour | 193 |
| 5 Siarhei Kolasau | 151 | 4 Marek Tvrdon | 115 | 2018 | |
| 5 Tyler Haskins | 162 | 5 Phillipe Hudon | 145 | 1 Filip Zadina | 6 |
| 6 Anton Axelsson | 192 | 5 Mattias Backman | 146 | 1 Joe Veleno | 30 |
| 7 Steven Covington | 226 | 6 Richard Nedomiel | 175 | 2 Jonathan Berggren | 33 |
| 8 Gennady Stolyarov | 257 | 7 Alexey Marchenko | 205 | 2 Jared McIsaac | 36 |
| 9 Nils Backstrom | 290 | 2012 | | 3 Alec Regula | 67 |
| 2005 | | 2 Martin Frk | 49 | 3 Seth Barton | 81 |
| 1 Jakub Kindl | 19 | 3 Jake Paterson | 80 | 3 Jesper Eliasson | 84 |
| 2 Justin Abdelkader | 42 | 4 Andreas Athanasiou | 110 | 4 Ryan O'Reilly | 98 |
| 3 Christofer Lofberg | 80 | 5 Mike McKee | 140 | 6 Victor Brattstrom | 160 |
| 4 Mattias Ritola | 103 | | | 7 Otto Kivenmaki | 191 |

DETROIT RED WINGS ENTRY DRAFT SELECTIONS

ENTRY DRAFT SELECTIONS (Continued)

2019

| | |
|------------------------|-----|
| 1 Moritz Seider | 6 |
| 2 Antti Tuomisto | 35 |
| 2 Robert Mastro Simone | 54 |
| 2 Albert Johansson | 60 |
| 3 Albin Grewe | 66 |
| 4 Ethan Phillips | 97 |
| 5 Cooper Moore | 128 |
| 6 Elmer Soderblom | 159 |
| 6 Gustav Berglund | 177 |
| 7 Kirill Tyutyayev | 190 |
| 7 Carter Gylander | 191 |

2020

| | |
|----------------------|-----|
| 1 Lucas Raymond | 4 |
| 2 William Wallinder | 32 |
| 2 Theodor Niederbach | 51 |
| 2 Cross Hanas | 55 |
| 3 Donovan Sebrango | 63 |
| 3 Eemil Viro | 70 |
| 4 Sam Stange | 97 |
| 4 Jan Bednar | 107 |
| 5 Alex Cotton | 132 |
| 6 Kyle Aucoin | 156 |
| 7 Kienan Draper | 187 |
| 7 Chase Bradley | 203 |

SUPPLEMENTAL DRAFT

| |
|--------------------------------------|
| 1987 — Mike LaMoine |
| 1988 — Gary Shuchuk |
| 1989 — Brad Kreick |
| 1990 — Mike Casselman; Don Oliver |
| 1991 — Kelly Sorensen |



2020 FIRST ROUND PICK:

LUCAS RAYMOND





2019 FIRST ROUND PICK:

MORITZ SEIDER



2018 FIRST ROUND PICK:

FILIP ZADINA



RED WINGS ALL-TIME PLAYER TRANSACTIONS

1926-27 SEASON TO PRESENT

ACQUIRED:

| | |
|------|--|
| 1927 | DUKE KEATS and ARCHIE BRIDEN from Boston for Frank Frederickson and Harry Meeking. |
| 1927 | RUSS OATMAN sold to Montréal Maroons for \$9,500 |
| 1927 | PETE BELLEFEUILLE from Toronto for Slim Halderson |
| 1927 | GEORGE HAY and PERCY TRAUB from Chicago for \$15,000 |
| 1927 | BILL BRYDGE from Toronto for Art Duncan |
| 1927 | CARSON COOPER from Boston for Fred Gordon |
| 1927 | REG NOBLE from Montréal Maroons for \$7,500 |
| 1927 | STAN BROWN from New York Rangers for Archie Briden |
| 1927 | LARRY AURIE from London (Canadian Pro League) for cash |
| 1927 | GORD FRASER from Chicago for Duke Keats |
| 1928 | JIM HERBERTS from Toronto for Jack Arbour and \$12,500 |
| 1928 | BOB CONNORS and rights to EBBIE GOODFELLOW from New York Americans for John Sheppard |
| 1928 | HERB LEWIS from Duluth (U.S. Hockey League) for \$5,000 |
| 1928 | CLARENCE "DOLLY" DOLSON from London (Canadian Pro League) for cash |
| 1929 | HAROLD HICKS from Montréal Maroons for cash |
| 1929 | BILL BEVERIDGE from Ottawa on loan |

1930s

| | |
|------|--|
| 1930 | JOHN SORRELL from London (International League) for cash |
| 1931 | LEROY GOLDSWORTHY from London (International League) for Harold Hicks |
| 1931 | ALEX CONNELL, HEC KILREA, ALEX SMITH, DANNY COX and ART GAGNE on loan from Ottawa, which folded after 1931-32 season |
| 1931 | DOUG YOUNG from Cleveland (International League) in inter-league draft |
| 1931 | FRANK CARSON and HAP EMMS from New York Americans for Bert McInenly and Tom Filmore |
| 1932 | JOHN ROSS ROACH from New York Rangers for \$11,000 |
| 1932 | CARL VOSS from New York Rangers for \$5,500 |
| 1933 | GORD PETTINGER from New York Rangers for cash |
| 1933 | FRED ROBERTSON from Toronto for \$6,500 |
| 1933 | COONEY WEILAND from Ottawa for Carl Voss |
| 1934 | TED GRAHAM from Montréal Maroons for Stu Evans |
| 1934 | WILF CUDE from Montréal Canadiens on loan for season |
| 1934 | LLOYD GROSS from Boston for \$2,500 |
| 1934 | TOM ANDERSON and YANK BOYD from Philadelphia (Canadian-American League) for cash |
| 1934 | WALLY KILREA from Montréal Maroons for Gus Marker |
| 1934 | GEORGE PATTERSON from Boston for Gene Carrigan |
| 1934 | NORMIE SMITH from St. Louis Eagles for Burr Williams |
| 1935 | BUCKO McDONALD, DESSE ROCHE and EARL ROCHE from Buffalo (International League) for George Patterson and Lloyd Gross |
| 1935 | SYD HOWE and SCOTTY BOWMAN from St. Louis Eagles for Ted Graham and \$50,000 |
| 1935 | MARTY BARRY and ART GIROUX from Boston for Cooney Weiland and Walt Buswell |
| 1935 | HEC KILREA from Toronto for \$7,500 |
| 1935 | PETE KELLY from St. Louis Eagles in dispersal draft |
| 1937 | KEN DORATY from Cleveland (International League) for cash |
| 1937 | RED BEATTIE from Boston for Gord Pettinger |
| 1937 | ALEX MOTTER from Boston for Clarence Drouillard |
| 1938 | EDDIE WARES from New York Rangers for John Sherf and \$12,500 |
| 1938 | JOE LAMB from New York Americans for Red Beattie |
| 1938 | CHARLIE CONACHER from Toronto for \$16,000 |
| 1938 | CHARLIE MASON from New York Rangers for cash |
| 1938 | CECIL THOMPSON from Boston for Jim Franks and \$15,000 |
| 1938 | BILL THOMPSON and \$10,000 from Toronto for Bucko McDonald |
| 1939 | PHIL BESLER from Chicago for Charlie Mason |
| 1939 | CECIL DILLON from New York Rangers for cash |

RED WINGS ALL-TIME PLAYER TRANSACTIONS

1940s

- 1940 HAROLD JACKSON from Providence (American League) for Cecil Dillon and Eddie Bush
- 1941 DUTCH HILLER from New York Rangers for \$5,000
- 1942 PAT McREAVY from Boston for Dutch Hiller
- 1942 EDDIE BUSH from Providence (American League) for Bob Whitelaw and Buck Jones
- 1942 PAT EGAN, MURRAY ARMSTRONG and HARRY WATSON from New York Americans for \$35,000 after that club folded
- 1944 BILL HOLLETT from Boston for Pat Egan
- 1945 EARL SIEBERT from Chicago for Don Grosso, Byron McDonald and Cully Simon
- 1945 FERN GAUTHIER and ROLLIE ROSSINGNOL from Montréal Canadiens for Billy Reay
- 1946 BILLY TAYLOR from Toronto for Harry Watson.
- 1946 DOUG BALDWIN and RAY POWELL from Toronto for Gerry Brown
- 1946 ROY CONACHER from Boston for Joe Carvath
- 1946 PETE HORECK and LEO REISE from Chicago for Adam Brown and Ray Powell
- 1947 JIM McFADDEN from Buffalo (American League) for Les Douglas and Hal Jackson
- 1947 BEP GUIDOLIN from Boston for Billy Taylor
- 1948 GEORGE GEE and BUD POILE from Chicago for Jim Conacher, Bep Guidolin and Doug McCaig
- 1949 STEVE BLACK from St. Louis (American League) for cash
- 1949 PETE BABANDO, PETE DURHAM, CLARE MARTIN and JIM PETERS from Boston for Pete Horeck and Bill Quackenbush
- 1949 JOE CARVETH from Montréal for Calum Mackay and cash

1950s

- 1950 BOB GOLDHAM, JIM HENRY, METRO PRYSTAI and GAYE STEWART from Chicago for Pete Babando, Al Dewsbury, Harry Lumley, Don Morrison and Jack Stewart
- 1950 BERT OLMSTEAD and VIC STASIUK from Chicago for Lee Fogolin and Steve Black
- 1950 LEO GRAVELLE and cash from Montréal for Bert Olmstead
- 1951 TONY LESWICK from New York for Gaye Stewart
- 1951 \$75,000 from Chicago for George Gee, Clare Martin, Jim McFadden, Max McNab, Jim Peters and Clare Raglan
- 1952 RED SINCLAIR from New York for Leo Reise
- 1954 LORNE DAVIS and cash from Chicago for Metro Prystai
- 1955 DAVE CREIGHTON, BUCKY HOLLINGWORTH and JERRY TOPPAZZINI from Chicago for Tony Leswick, Glen Skov, Johnny Wilson and Benny Woit
- 1955 BILLY DEA and DOLPH KUKOLOWICZ from New York for Dave Creighton and Bronco Horvath
- 1955 GILLES BOISVERT, REAL CHEVREFILS, NORM CORCORAN, WARREN GODFREY and ED SANFORD from Boston for Marcel Bonin, Lorne Davis, Terry Sawchuk and Vic Stasiuk
- 1955 MURRAY COSTELLO and LORNE FERGUSON from Boston for Real Chevrefils and Jerry Toppazzini
- 1955 METRO PRYSTAI from Chicago for Ed Sanford
- 1957 TERRY SAWCHUK from Boston for John Bucyk and cash
- 1957 HANK BASSEN, FORBES KENNEDY, BILL PRESTON and JOHNNY WILSON from Chicago for Glenn Hall and Ted Lindsay
- 1957 BOB BAILEY, HEC LALANDE, JACK MCINTYRE and NICK MICKOSKI from Chicago for Billy Dea, Bill Dineen, Lorne Ferguson and Dutch Reibel
- 1959 BARRY CULLEN from Toronto for Johnny Wilson
- 1959 JIM MORRISON from Boston for Nick Mickoski

1960s

- 1960 MARC REAUME from Toronto for Red Kelly
- 1960 HOWIE GLOVER from Chicago for Jim Morrison
- 1960 ALLAN JOHNSON from Montréal for cash
- 1960 PETE CONACHER from Buffalo (American League) for Barry Cullen
- 1961 HOWIE YOUNG from Hershey (American League) for Marc Reaume
- 1961 LEO LABINE and VIC STASIUK from Boston for Gary Aldcorn, Tom McCarthy and Murray Oliver
- 1961 BILL GADSBY from New York for Les Hunt and cash
- 1961 ED LITZENBERGER from Chicago for Gerry Melnyk and Brian Smith

RED WINGS ALL-TIME PLAYER TRANSACTIONS

| | |
|------|--|
| 1961 | NOEL PRICE from New York for Pete Goegan and cash |
| 1962 | DOUG BARKLEY from Chicago for Len Lunde and John McKenzie |
| 1962 | PETE GOEGAN from New York for Noel Price |
| 1962 | ANDRE PRONOVOST from Boston for Forbes Kennedy |
| 1963 | ROGER CROZIER and RON INGRAM from Chicago for Howie Young |
| 1963 | WARREN GODFREY from Boston for Gerry Odrowski |
| 1964 | AL LANGLOIS from New York for Ron Ingram |
| 1964 | AUTRY ERICKSON and RON MURPHY from Chicago for Ian Cushenan, John Miszuk and Art Stratton |
| 1965 | ANDY BATHGATE, BILLY HARRIS and GARRY JARRETT from Toronto for Autry Erickson, Larry Jeffrey, Eddie Joyal, Lowell MacDonald and Marcel Pronovost |
| 1965 | BOB McCORD, AB McDONALD and KEN STEPHANSON from Boston for Bob Dillabough, Ron Harris, Al Langlois and Parker MacDonald |
| 1965 | PARKER MacDONALD from Boston for Pit Martin |
| 1966 | LEO BOIVIN and DEAN PRENTICE from Boston for Gary Doak, Ron Murphy, Bill Lesuk and Rick Smith |
| 1966 | HOWIE YOUNG from Chicago for Murray Hall, Al LeBrun and Rick Morris |
| 1967 | JOHN BRENNEMAN from St.Louis for Craig Cameron, Don Giesebrecht and Larry Hornung |
| 1967 | JEAN GUY TALBOT and DAVE RICHARDSON from Minnesota for Duke Harris and Bob McCord |
| 1968 | KENT DOUGLAS from Oakland for John Brennenman, Ted Hampson and Bert Marshall |
| 1968 | CARL BREWER, PETE STEMKOWSKI, FRANK MAHOVLICH and GARRY UNGER from Toronto for Floyd Smith, Norm Ullman and Paul Henderson |
| 1968 | BOB BAUN and RON HARRIS from Oakland for Gary Jarrett, Doug Roberts, Chris Worthy and Howie Young |
| 1968 | TERRY SAWCHUK from Los Angeles for Jimmy Peters Jr. |
| 1968 | POUL POPIEL from Los Angeles for Ron Anderson |
| 1969 | WAYNE CONNELLY from Minnesota for Danny Lawson |
| 1969 | GARRY MONAHAN and DOUG PIPER from Montréal for Bart Crashley and Pete Mahovlich |
| 1969 | LARRY JEFFREY from New York for Terry Sawchuk and Sandy Snow |
| 1969 | BILLY DEA from Pittsburgh for Mike McMahon |

1970s

| | |
|------|--|
| 1970 | DALE ROLFE, GARY CROTEAU and LARRY JOHNSTON from Los Angeles for Garry Monahan, Matt Ravlich and Brian Gibbons |
| 1970 | TOM WEBSTER from Buffalo for Roger Crozier |
| 1970 | LARRY BROWN and DON LUCE from New York for Pete Stemkowski and Steve Andrascik |
| 1970 | \$30,000 waiver price from Buffalo for Bob Baun |
| 1971 | BILL COLLINS, GUY CHARRON and MICKEY REDMOND from Montréal for Frank Mahovlich |
| 1971 | ARNIE BROWN, MIKE ROBITAILLE and TOM MILLER from New York for Larry Brown and Bruce MacGregor |
| 1971 | RED BERENSON and TIM ECCLESTONE from St. Louis for Garry Unger and Wayne Connelly |
| 1971 | JOE DALEY from Buffalo for Mike Robitaille and Don Luce |
| 1971 | LEON ROCHEFORT from Montréal for Kerry Ketter |
| 1971 | AB McDONALD, BOB WALL and MIKE LOWE from St. Louis for Carl Brewer |
| 1971 | RON STACKHOUSE from California for Tom Webster |
| 1971 | ART STRATTON from Seattle (Western League) for cash |
| 1971 | BILL SUTHERLAND from St. Louis for cash |
| 1971 | BOB COOK from Vancouver for cash |
| 1971 | JIM KRULICKI from NY Rangers for Dale Rolfe |
| 1972 | RALPH STEWART from Vancouver for Jim Niekamp |
| 1972 | RICK NEWELL and GARY DOAK from New York Rangers for first-round pick in 1972 Entry Draft (Al Blanchard) |
| 1972 | DENIS DeJORDY and DONN McLAUGHLIN from New York Islanders for Arnie Brown and Gerry Gray |
| 1973 | ROY EDWARDS from Pittsburgh for second-round pick in 1973 Entry Draft (Colin Campbell) and 1974 Entry Draft (Jacques Cossette) |
| 1973 | BILL HOGABOAM from Atlanta for Leon Rochefort |
| 1973 | BRIAN LAVENDER and KEN MURRAY from New York Islanders for Ralph Stewart and Bob Cook |
| 1973 | Third-round pick in 1973 Entry Draft (Nelson Pyatt) and cash from Pittsburgh for Andy Brown |
| 1973 | ACE BAILEY and MURRAY WING from Boston for Gary Daak |
| 1973 | RICK FOLEY from Philadelphia for Serge Lajeunesse |

RED WINGS ALL-TIME PLAYER TRANSACTIONS

| | |
|------|--|
| 1973 | BRENT HUGHES from St. Louis for cash |
| 1973 | TED HARRIS from Minnesota for Gary Bergman |
| 1973 | DOUG ROBERTS from Boston for cash |
| 1973 | PIERRE JARRY from Toronto for Tim Ecclestone |
| 1973 | MIKE JAKUBO from St. Louis for Dan McPherson |
| 1974 | JIM RUTHERFORD and JACK LYNCH from Pittsburgh for Ron Stackhouse |
| 1974 | BRYAN WATSON, CHRIS EVANS and JEAN HAMEL from St. Louis for Billy Collins, Ace Bailey and Ted Harris |
| 1974 | CLAUDE HOUE from NY Rangers for Brian Lavender |
| 1974 | HENRY NOWAK and third-round pick in 1974 Entry Draft (Dan Mandryk) from Pittsburgh for Nelson DeBenedet |
| 1974 | DANNY GRANT from Minnesota for Henry Boucha |
| 1974 | BRIAN MURPHY from Baltimore (American League) for cash |
| 1974 | TED SNELL, BART CRASHLEY and LARRY GIROUX from Kansas City for Guy Charron and Claude Houde |
| 1974 | PHIL ROBERTO and third-round pick in 1975 Entry Draft (Blair Davidson) from St. Louis for Red Berenson |
| 1975 | DAVE KRYSKOW from Washington for Jack Lynch |
| 1975 | WALT McKECHNIE from Boston for Earl Anderson, Hank Nowak and third-round pick in 1975 Entry Draft (Clark Hamilton) |
| 1975 | MIKE BLOOM from Washington for Blair Stewart |
| 1975 | Third-round pick in 1975 Entry Draft (Al Cameron) from Washington for Nelson Pyatt |
| 1975 | DAN MALONEY, TERRY HARPER and second-round pick in 1976 Entry Draft (later traded to Minnesota) from Los Angeles for Marcel Dionne and Bart Crashley |
| 1975 | BRYAN HEXTALL from Atlanta for Dave Kryskow |
| 1975 | PETER McDUFFE and GLEN BURDON from Kansas City for Gary Bergman and Bill McKenzie |
| 1975 | ED GIACOMIN from NY Rangers on waivers |
| 1975 | J.P. LeBLANC from Denver (WHA) for cash and second-round pick in 1977 Entry Draft (to Chicago for his rights) |
| 1975 | RICK CHINNICK from Minnesota for Bryan Hextall |
| 1975 | DON MARTINEAU from Minnesota for Pierre Jarry |
| 1976 | BUSTER HARVEY from Kansas City for Phil Roberto |
| 1976 | DENNIS HEXTALL from Minnesota for Bill Hogaboam and second-round pick in 1976 Entry Draft (Jean Savard) |
| 1976 | RICK WILSON from St. Louis for Doug Grant |
| 1976 | GREG JOLY from Washington for Bryan Watson |
| 1977 | TERRY MURRAY, STEVE COATES, BOB RITCHIE and DAVE KELLY from Philadelphia for Mike Korney and Rick Lapointe |
| 1977 | RICK BOWNESS from Atlanta for cash |
| 1977 | RON LOW from Washington for Walt McKechnie and future considerations |
| 1977 | ANDRE ST. LAURENT from NY Islanders for Michel Bergeron |
| 1977 | TIM SHEEHY and VACLAV NEDOMANKSY from Birmingham (WHA) for Dave Hanson, Steve Durbano and future considerations |
| 1977 | DENNIS HULL from Chicago for future considerations |
| 1978 | Third-round pick in 1978 Entry Draft (Doug Derkson) and future considerations from Los Angeles for Danny Grant |
| 1978 | ERROL THOMPSON, first-round picks in 1978 (Brent Peterson) and 1980 Entry Draft (Mike Blaisdell) and second-round pick in 1978 Entry Draft (Al Jensen) from Toronto for Dan Maloney and second-round pick in 1980 Entry Draft (Craig Muni) |
| 1978 | ROGIE VACHON from Los Angeles as free agent (Dale McCourt to Los Angeles as equalization) |
| 1979 | DALE MCCOURT from Los Angeles for Andre St. Laurent and first-round picks in 1980 (Larry Murphy) and 1981 Entry Draft (Doug Smith) |
| 1979 | GREG CARROLL from Washington on waivers |
| 1979 | BILL HOGABOAM from Minnesota on waivers |
| 1979 | BARRY LONG from Washington reclaimed prior to 1979 expansion draft |
| 1979 | PETE MAHOVLICH from Pittsburgh for Nick Libett |
| 1979 | DENNIS SOBCHUK from Philadelphia for fourth-round pick in 1981 Entry Draft (Dave Michayluk) |

RED WINGS ALL-TIME PLAYER TRANSACTIONS

1980s

| | |
|------|--|
| 1980 | GILLES GILBERT from Boston for Rogie Vachon |
| 1980 | Cash from Winnipeg for Barry Long |
| 1980 | RICK SMITH from Boston on waivers |
| 1980 | MARK KIRTON from Toronto for Jim Rutherford |
| 1981 | GARY McADAM from Pittsburgh for Errol Thompson |
| 1981 | EARL INGARFIELD from Calgary for Dan Labraaten |
| 1981 | BRAD SMITH from Calgary for Rick Vasko |
| 1981 | MARK LOFTHOUSE from Washington for Al Jensen |
| 1981 | WALT McKECHNIE from Colorado as a free agent |
| 1981 | DON MURDOCH, GREG SMITH and first-round pick in 1982 Entry Draft (Murray Craven) from Minnesota for first-round pick in 1982 Entry Draft (Brian Bellows) |
| 1981 | ERIC VAIL from Calgary for Gary McAdam and fourth-round picks in 1982 (Dave Meszaros) and 1983 Entry Draft (John Bekkers) |
| 1981 | DEREK SMITH, DANNY GARE and JIM SCHOENFELD from Buffalo for Dale McCourt, Mike Foligno and Brent Peterson |
| 1981 | BOB SAUVE from Buffalo for future considerations |
| 1982 | CRAIG COXE, fourth-round pick in 1982 Entry Draft (Craig Coxe) and fifth-round pick in 1983 Entry Draft (Joe Kocur) from Toronto for Jim Korn |
| 1982 | REGGIE LEACH from Philadelphia as free agent |
| 1982 | COLIN CAMPBELL from Vancouver as free agent |
| 1982 | TOM ROWE from Vancouver as free agent |
| 1982 | STAN WEIR from Edmonton for cash |
| 1982 | DWIGHT FOSTER from New Jersey for cash |
| 1982 | BOBBY FRANCIS from Calgary for Yves Courteau |
| 1983 | IVAN BOLDIREV from Vancouver for Mark Kirton |
| 1983 | KEN SOLHEIM from Minnesota for player to be named later |
| 1983 | ED JOHNSTONE, ED MIO and RON DUGUAY from NY Rangers for Mark Osborne, Mike Blaisdell and Willie Huber |
| 1983 | BARRY MELROSE from Toronto as free agent |
| 1983 | BOB MANNO from Toronto as free agent |
| 1983 | BRAD PARK from Boston as free agent |
| 1983 | ANDRE ST.LAURENT from Pittsburgh for future considerations |
| 1983 | BLAKE DUNLOP from St. Louis as free agent |
| 1984 | RICK MacLEISH from Philadelphia for future considerations |
| 1984 | PIERRE AUBRY from Québec for cash |
| 1984 | ROB McCLANAHAN from NY Rangers for future considerations |
| 1984 | DAVE "TIGER" WILLIAMS from Vancouver for Rob McClanahan |
| 1984 | FRANTISEK CERNIK from Québec as free agent |
| 1984 | DARRYL SITTLER from Philadelphia for Murray Craven and Joe Paterson |
| 1984 | TODD BIDNER from Edmonton for Rejean Cloutier |
| 1984 | DAVE SILK from Boston on waivers |
| 1985 | WARREN YOUNG from Pittsburgh as free agent |
| 1985 | MIKE McEWEN from Washington as free agent |
| 1985 | HAROLD SNEPSTS from Minnesota as free agent |
| 1985 | STEVE RICHMOND from NY Rangers for Mike McEwen |
| 1985 | BILLY CARROLL from Edmonton for Bruce Eakin |
| 1986 | DARREN VEITCH from Washington for Greg Smith and John Barrett |
| 1986 | MIKE O'CONNELL from Boston for Reed Larson |
| 1986 | DOUG SHEDDEN from Pittsburgh for Ron Duguay |
| 1986 | DAVE DONNELLY from Boston for Dwight Foster |
| 1986 | TIM HIGGINS from New Jersey for Claude Loiselle |
| 1986 | DAVE LEWIS from New Jersey as free agent |
| 1986 | GLEN HANLON and third-round picks in 1987 (Dennis Holland) and 1988 Entry Draft (Guy Dupuis) from NY Rangers for Kelly Kisio, Lane Lambert, Jim Leavins and fifth-round pick in 1988 Entry Draft (Benoit Lebeau) |
| 1986 | LEE NORWOOD from St. Louis for Larry Trader |

RED WINGS ALL-TIME PLAYER TRANSACTIONS

| | |
|------|--|
| 1986 | SAM ST. LAURENT from New Jersey for Steve Richmond |
| 1986 | DOUG HALWARD from Vancouver for future considerations |
| 1987 | DAVE BARR from Hartford for Randy Ladouceur |
| 1987 | BRENT ASHTON, GILBERT DELORME and MARK KUMPEL from Québec for John Ogradnick, Basil McRae and Doug Shedden |
| 1987 | MEL BRIDGMAN from New Jersey for Chris Cichocki and third-round pick in 1987 Entry Draft (later traded to Buffalo) |
| 1987 | Second-round pick in 1987 Entry Draft (Bob Wilkie) from Philadelphia for Mark Laforest |
| 1987 | JOHN CHABOT from Pittsburgh as free agent |
| 1987 | DARREN ELIOT from Los Angeles as free agent |
| 1988 | JIM NILL from Winnipeg for Mark Kumpel |
| 1988 | JIM PAVESE from NY Rangers for fourth-round pick in 1990 Entry Draft (later reacquired by Detroit) |
| 1988 | PAUL MacLEAN from Winnipeg for Brent Aston |
| 1988 | MIROSLAV FRYCER from Toronto for Darren Veitch |
| 1988 | JOHN BLUM from Boston as free agent |
| 1988 | BRUCE BELL from Québec claimed on waivers |
| 1989 | Tenth-round pick in the 1989 Entry Draft (Rick Judson) from Edmonton for Miroslav Frycer |
| 1989 | Twelfth-round pick in the 1989 Entry Draft (Jason Glickman) from Edmonton for Doug Halward |
| 1989 | TORRIE ROBERTSON from Hartford for Jim Pavese |
| 1989 | MARK HABSCHIED from Minnesota as free agent |
| 1989 | BORJE SALMING from Toronto as free agent |
| 1989 | BERNIE FEDERKO and TONY McKEGNEY from St. Louis for Adam Oates and Paul MacLean |
| 1989 | CHRIS KOTSOPoulos from Toronto as free agent |
| 1989 | JIMMY CARSON, KEVIN McCLELLAND and fifth-round pick in 1991 Entry Draft (later traded to Montreal) from Edmonton for Petr Klima, Joe Murphy, Adam Graves and Jeff Sharples |
| 1989 | ROBERT PICARD and GREG ADAMS from Québec for Tony McKegney |

1990s

| | |
|------|---|
| 1990 | RICK GREEN from Montréal for fifth-round pick in the 1991 Entry Draft (Brad Layzell) |
| 1990 | BRAD MCCRIMMON from Calgary for second-round pick in the 1990 Entry Draft (later traded to New Jersey) |
| 1990 | PAUL YSEBAERT from New Jersey for Lee Norwood |
| 1991 | BRAD MARSH from Toronto for eighth-round pick in the 1991 Entry Draft (Rob McIntyre) |
| 1991 | DOUG CROSSMAN from Hartford for Doug Houda |
| 1991 | ALLAN BESTER from Toronto for sixth-round pick in 1991 Entry Draft (Alexander Kuzminski) |
| 1991 | DENNIS VIAL, JIM CUMMINS and KEVIN MILLER from NY Rangers for Joe Kocur and Per Djoos |
| 1991 | ALAN KERR from NY Islanders for Rick Green |
| 1991 | Lost Bengt-Ake Gustafsson to San Jose in NHL Expansion Draft |
| 1991 | BRIAN MacLELLAN from Calgary for Marc Habscheid |
| 1991 | RAY SHEPPARD signed as free agent from NY Rangers |
| 1991 | TROY CROWDER signed as free agent from New Jersey (Dave Barr and Randy McKay as compensation) |
| 1991 | VINCENT RIENDEAU from St. Louis for Rick Zombo |
| 1992 | GREG MILLEN from NY Rangers for future consideration |
| 1992 | CHRIS TANCILL from Hartford for Daniel Shank |
| 1992 | BOB MCGILL from San Jose for Johan Garpenlov |
| 1992 | DINO CICCARELLI from Washington for Kevin Miller |
| 1992 | Future considerations from Québec for Dennis Vial and Doug Crossman |
| 1992 | MARK HOWE signed as free agent from Philadelphia |
| 1992 | DENNIS VIAL from Québec for future consideration |
| 1992 | Lost Bob McGill to Tampa Bay in NHL Expansion Draft |
| 1992 | Lost Lonnie Loach to Ottawa in NHL Expansion Draft |
| 1992 | Fourth-round pick in 1993 Entry Draft (later reacquired by Philadelphia) from Philadelphia for Brent Fedyk |
| 1993 | PAUL COFFEY, JIM HILLER and SYLVAIN COUTURIER from Los Angeles for Jimmy Carson, Mark Potvin and Gary Shuchuk |
| 1993 | Future considerations from Philadelphia for Bob Wilkie |
| 1993 | STEVE KONROYD from Hartford for sixth-round pick in 1993 Entry Draft (later reacquired by Detroit) |

RED WINGS ALL-TIME PLAYER TRANSACTIONS

| | |
|------|--|
| 1993 | Sixth-round selection in 1993 Entry Draft (Tim Spitzig) from Hartford for Brad McCrimmon |
| 1993 | STEVE MALTAIS from Tampa Bay for Dennis Vial |
| 1993 | AARON WARD and fourth-round pick in 1993 Entry Draft (John Jakopin) from Winnipeg for Paul Ysebaert |
| 1993 | GREG JOHNSON and fifth-round pick in 1994 Entry Draft (Frederic Deschenes) from Philadelphia for Jim Cummins and fourth-round pick in 1993 Entry Draft (later traded to Boston) |
| 1993 | KRIS DRAPER from Winnipeg for future consideration |
| 1993 | Lost Bobby Dollas to Anaheim in NHL Expansion Draft |
| 1993 | Lost Pete Stauber to Florida in NHL Expansion Draft |
| 1993 | MARK PEDERSON signed as free agent from San Jose |
| 1993 | BOB HALKIDIS signed as free agent from Toronto |
| 1993 | PETER ING from Edmonton for future consideration |
| 1993 | TERRY CARKNER from Philadelphia for Yves Racine |
| 1993 | Future considerations from Boston for Vincent Rieneau |
| 1994 | BOB ESSENSA and SERGEI BAUTIN from Winnipeg for Tim Cheveldae and Dallas Drake |
| 1994 | Future consideration from Ottawa for Steve Konroyd |
| 1994 | Third-round pick in 1995 NHL Entry Draft (Darryl Laplante) from Winnipeg for Sheldon Kennedy |
| 1994 | MIKE VERNON from Calgary for Steve Chiasson |
| 1994 | MIKE KRUSHELNYSKI signed as free agent from Toronto |
| 1994 | MIKE RAMSEY signed as free agent from Pittsburgh |
| 1994 | BOB ROUSE signed as free agent from Toronto |
| 1995 | BOB ERREY from San Jose for fifth-round pick in 1995 Entry Draft (Michal Bros) |
| 1995 | VIACHESLAV FETISOV from New Jersey for third-round pick in 1995 Entry Draft (David Gosselin) |
| 1995 | STU GRIMSON, MARK FERNER and sixth-round pick in 1996 Entry Draft (Magnus Nilsson) from Anaheim for Mike Sillinger and Jason York |
| 1995 | MARC BERGEVIN, BEN HANKINSON from Tampa Bay for Shawn Burr and third-round pick in 1996 Entry Draft (later traded to Boston) |
| 1995 | WES WALZ signed as free agent from Calgary |
| 1995 | IGOR LARIONOV from San Jose for Ray Sheppard |
| 1996 | KIRK MALTBY from Edmonton for Dan McGillis |
| 1996 | Conditional fourth-round pick in 1998 Entry Draft (later traded to Toronto) from Tampa Bay for Dino Ciccarelli |
| 1996 | BRENDAN SHANAHAN and BRIAN GLYNN from Hartford for Keith Primeau, Paul Coffey and first-round pick in 1997 Entry Draft (Nikos Tselios) |
| 1996 | Cash from Montreal for Jason MacDonald |
| 1996 | Future considerations from Hartford for Stu Grimson |
| 1996 | JOE KOCCUR signed as free agent from San Antonio (IHL) |
| 1997 | TOMAS SANDSTROM from Pittsburgh for Greg Johnson |
| 1997 | Future considerations from San Jose for Bob Errey |
| 1997 | LARRY MURPHY from Toronto for future considerations |
| 1997 | Second-round picks in 1998 (later traded to St. Louis) and 1999 Entry Draft (later traded to Tampa Bay) from San Jose for Mike Vernon and fifth-round pick in 1999 Entry Draft (later reacquired by Detroit) |
| 1997 | Lost Tim Taylor to Boston in NHL Waiver Draft |
| 1998 | DMITRI MIRONOV from Anaheim for Jamie Pushor and fourth-round pick in 1998 Entry Draft (Viktor Wallin) |
| 1998 | JAMIE MACOUN from Toronto for fourth-round pick in 1998 (previously acquired from Tampa Bay) |
| 1998 | Lost Doug Brown to Nashville in NHL Expansion Draft |
| 1998 | UWE KRUPP signed as free agent from Nashville |
| 1998 | DOUG BROWN reacquired from Nashville for Petr Sykora, third-round pick in 1999 Entry Draft (Mike Comrie) and future considerations |
| 1998 | BARRY POTOMSKI signed as free agent from San Jose |
| 1998 | SHANE HNIDY signed as free agent from Grand Rapids (IHL) |
| 1998 | BARRY DREGER signed as free agent from Orlando (IHL) |
| 1998 | Third-round pick in 2000 Entry Draft (later reacquired by NY Rangers) from NY Rangers for Mike Knuble |
| 1998 | Lost Brent Gilchrist to Tampa Bay in NHL Waiver Draft |
| 1998 | BRENT GILCHRIST from Tampa Bay for sixth-round pick in 1998 Entry Draft (later reacquired by Detroit) |
| 1998 | DOUG HOUDA from Anaheim for future considerations |
| 1998 | Conditional sixth-round pick in 2000 Entry Draft (Par Backer) from Los Angeles for Ryan Bach |

RED WINGS ALL-TIME PLAYER TRANSACTIONS

| | |
|------|---|
| 1998 | TODD GILL claimed off waivers from St. Louis |
| 1999 | BILL RANFORD from Tampa Bay for future considerations |
| 1999 | CHRIS CHELIOS from Chicago for Anders Eriksson and first-round picks in 1999 (Steve McCarthy) and 2001 Entry Draft (Adam Munro) |
| 1999 | WENDEL CLARK and sixth-round pick (Kent McDonnell) from Tampa Bay for Kevin Hodson and second-round pick in 1999 Entry Draft (previously acquired from Tampa Bay) |
| 1999 | ULF SAMUELSSON and future considerations from NY Rangers for second-round pick in 1999 Entry Draft (David Inman) and third-round pick in 2000 Entry Draft (previously acquired from NY Rangers) |
| 1999 | Lost Norm Macarale to Atlanta in NHL Expansion Draft |
| 1999 | Future considerations from Atlanta for Ulf Samuelsson |
| 1999 | KEN WREGGET signed as free agent from Calgary |
| 1999 | MANNY LEGACE signed as free agent from Los Angeles |
| 1999 | STEVE DUCHESNE signed as free agent from Philadelphia |
| 1999 | SEAN AVERY signed as free agent from Kingston (OHL) |
| 1999 | Lost Manny Legace to Vancouver on waivers |
| 1999 | MANNY LEGACE claimed off waivers from Vancouver |
| 1999 | PAT VERBEEK signed as free agent from Dallas |

2000s

| | |
|------|---|
| 2000 | TODD GILL from Phoenix for Philippe Audet |
| 2000 | Lost Darryl Laplante and Stacy Roest to Minnesota in NHL Expansion Draft |
| 2000 | Eighth-round pick in 2000 Entry Draft (Todd Jackson) from Ottawa for Shane Hnidy |
| 2000 | STEVE BRULE signed as free agent from New Jersey |
| 2000 | Conditional sixth-round pick in 2003 Entry Draft (Andreas Sundin) from Columbus for Kent McDonnell |
| 2000 | BOYD DEVERAUX signed as free agent from Edmonton |
| 2000 | JASON WILLIAMS signed as free agent from Peterborough (OHL) |
| 2000 | IGOR LARIONOV from Florida for Yan Golubovsky |
| 2001 | FREDRIK OLAUSSON signed as free agent from Bern (Swiss) |
| 2001 | DOMINIK HASEK from Buffalo for Vyacheslav Kozlov and first-round pick in 2002 Entry Draft (later traded to Columbus) |
| 2001 | LUC ROBITAILLE signed as free agent from Los Angeles |
| 2001 | Second-round pick in 2002 Entry Draft (Jiri Hudler) from Carolina for Aaron Ward |
| 2001 | BRETT HULL signed as free agent from Dallas |
| 2001 | JOSH DeWOLF signed as free agent from Montreal |
| 2001 | Lost Chris Osgood to NY Islanders in NHL Waiver Draft |
| 2001 | JOEY MacDONALD signed as free agent from Peterborough (OHL) |
| 2002 | Lost Brent Gilchrist to Dallas on waivers |
| 2002 | JIRI SLEGR from Atlanta for Yuri Butsayev and third-round pick in 2002 Entry Draft (later traded to Columbus) |
| 2002 | MATT ELLIS signed as free agent from St. Michael's (OHL) |
| 2002 | CURTIS JOSEPH signed as free agent from Toronto |
| 2002 | DEREK KING signed as free agent from Toronto |
| 2002 | BRYAN ADAMS signed as free agent from Atlanta |
| 2002 | ED CAMPBELL signed as free agent from St. Louis |
| 2002 | MARC LAMOTHE signed as free agent from Edmonton |
| 2002 | PATRICK BOILEAU signed as free agent from Washington |
| 2002 | DANNY GROULX signed as free agent from Victoriaville (QMJHL) |
| 2002 | STACY ROEST signed as free agent from Minnesota |
| 2002 | Future considerations from Calgary for Ladislav Kohn |
| 2002 | NATHAN ROBINSON signed as free agent from Belleville (OHL) |
| 2002 | JASON WOOLLEY from Buffalo for future considerations |
| 2003 | MATHIEU SCHNEIDER from Los Angeles for Sean Avery, Maxim Kuznetsov, first-round pick in 2003 Entry Draft (Jeff Tambellini) and second-round pick in 2004 Entry Draft (later traded to Boston) |
| 2003 | DERIAN HATCHER signed as free agent from Dallas |
| 2003 | RAY WHITNEY signed as free agent from Columbus |
| 2003 | JAMIE RIVERS signed as free agent from Florida |
| 2003 | KEVIN MILLER signed as free agent from Davos (Swiss) |
| 2003 | STEVE THOMAS signed as free agent from Anaheim |

RED WINGS ALL-TIME PLAYER TRANSACTIONS

| | |
|------|---|
| 2004 | ROBERT LANG from Washington for Tomas Fleischmann, first-round pick in 2004 Entry Draft (Mike Green) and fourth-round pick in 2006 Entry Draft (Luke Lynes) |
| 2004 | BRETT LEBDA signed as free agent from Notre Dame (CCHA) |
| 2004 | BRYAN HELMER signed as free agent from Phoenix |
| 2004 | ERIC HIMELFARB signed as free agent from Kingston (OHL) |
| 2004 | ERIC MANLOW signed as free agent from NY Islanders |
| 2004 | PETE VANDERMEER signed as free agent from Philadelphia |
| 2005 | CHRIS OSGOOD signed as free agent from St. Louis |
| 2005 | KENT McDONELL signed as free agent from Columbus |
| 2005 | ANDY DELMORE signed as free agent from Buffalo |
| 2005 | ANDREAS LILJA signed as free agent from Florida |
| 2005 | DONALD MacLEAN signed as free agent from Columbus |
| 2005 | MICHAEL HACKERT signed as free agent from Frankfurt (DEL) |
| 2005 | MIKAEL SAMUELSSON signed as free agent from Florida |
| 2005 | Lost Andy Delmore to Columbus on waivers |
| 2005 | DAN CLEARY signed as free agent from Phoenix |
| 2006 | CORY CROSS from Pittsburgh for 2007 fourth-round pick (Alex Grant) |
| 2006 | Seventh-round pick in 2006 Entry Draft (Nick Oslund) from Phoenix for Jamie Rivers |
| 2006 | DAN SMITH signed as free agent from Edmonton |
| 2006 | MATT HUSSEY signed as free agent from Pittsburgh |
| 2006 | KRYS KOLANOS signed as free agent from Pittsburgh |
| 2006 | DANNY MARKOV signed as free agent from Nashville |
| 2006 | JOSH LANGFELD signed as free agent from Boston |
| 2006 | DOMINIK HASEK signed as free agent from Ottawa |
| 2006 | BRENDAN BROOKS signed as free agent from St. Louis |
| 2006 | BRAD NORTON signed as free agent from Ottawa |
| 2006 | GREG JOHNSON signed as free agent from Nashville |
| 2006 | Future considerations from Vancouver for Drew MacIntyre |
| 2006 | Lost Joey MacDonald to Boston on waivers |
| 2007 | KYLE CALDER from Chicago for Jason Williams |
| 2007 | TODD BERTUZZI from Florida for Shawn Matthias and conditional second-round pick in 2007 Entry Draft (later traded to Nashville) |
| 2007 | BRIAN RAFALSKI signed as free agent from New Jersey |
| 2007 | ADAM BERKHOEL signed as free agent from Buffalo |
| 2007 | BRAD FERENCE signed as free agent from Calgary |
| 2007 | MARK CULLEN signed as free agent from Philadelphia |
| 2007 | DALLAS DRAKE signed as free agent from St. Louis |
| 2007 | CARL CORAZZINI signed as free agent from Chicago |
| 2007 | GARRETT STAFFORD signed as free agent from San Jose |
| 2007 | MARK HARTIGAN signed as free agent from Anaheim |
| 2007 | RANDALL GELECH signed as free agent from Florida |
| 2007 | BRETT ENGELHARDT signed as free agent from Toronto |
| 2007 | AARON DOWNEY signed as free agent from Montreal |
| 2008 | FRANCIS LEMIEUX from Montreal for Brett Engelhardt |
| 2008 | Lost Matt Ellis to Los Angeles on waivers |
| 2008 | DARREN McCARTY signed as free agent from Flint (IHL) |
| 2008 | BRAD STUART from Los Angeles for second-round pick in 2008 Entry Draft (later traded to Colorado) and fourth-round pick in 2009 (later traded to Atlanta) |
| 2008 | JAMIE TARDIF signed as free agent from Grand Rapids (AHL) |
| 2008 | VILLE LEINO signed as free agent from Jokerit (Finland) |
| 2008 | TY CONKLIN signed as free agent from Pittsburgh |
| 2008 | MARIAN HOSSA signed as free agent from Pittsburgh |
| 2008 | DARREN HAYDAR signed as free agent from Atlanta |
| 2008 | BRENT RAEDEKE signed as free agent from Edmonton (WHL) |
| 2008 | BRIAN LASHOFF signed as free agent from Barrie (OHL) |
| 2008 | Lost Kyle Quincey to Los Angeles on waivers |
| 2009 | SEBASTIEN PICHE signed as free agent from Rimouski (QMJHL) |
| 2009 | FRANCIS PARE signed as free agent from Chicoutimi (QMJHL) |

RED WINGS ALL-TIME PLAYER TRANSACTIONS

| | |
|------|---|
| 2009 | JORDAN PEARCE signed as free agent from Notre Dame (CCHA) |
| 2009 | KRIS NEWBURY and JEREMY WILLIAMS signed as free agents from Toronto |
| 2009 | TRAVIS EHRHARDT signed as free agent from Portland (WHL) |
| 2009 | DOUG JANIK signed as free agent from NY Rangers |
| 2009 | ANDY DELMORE signed as free agent from Hamburg (DEL) |
| 2009 | PATRICK EAVES signed as free agent from Boston |
| 2009 | JASON WILLIAMS signed as free agent from Columbus |
| 2009 | TODD BERTUZZI signed as free agent from Calgary |
| 2009 | WILLIE COETZEE signed as free agent from Red Deer (WHL) |
| 2009 | BRAD MAY signed as free agent from Toronto |
| 2009 | DREW MILLER claimed off waivers from Tampa Bay |

2010s

| | |
|------|---|
| 2010 | OLE-KRISTIAN TOLLEFSEN and fifth-round pick in 2011 (Mattias Backman) from Philadelphia for Ville Leino |
| 2010 | JORDAN OWENS from NY Rangers for Kris Newbury |
| 2010 | RILEY ARMSTRONG from Calgary for Andy Delmore |
| 2010 | ILARI FILPPULA signed as free agent from TPS (Finland) |
| 2010 | CHRIS MINARD signed as free agent from Edmonton |
| 2010 | JAMIE JOHNSON signed as free agent from Florida |
| 2010 | JOEY MacDONALD signed as free agent from Toronto |
| 2010 | MIKE MODANO signed as free agent from Dallas |
| 2010 | RUSLAN SALEI signed as free agent from Colorado |
| 2010 | TREVOR PARKES signed as free agent from Montreal (QMJHL) |
| 2010 | Lost Mattias Ritola to Tampa Bay on waivers |
| 2011 | EVGENI NABOKOV signed as free agent from SKA (KHL) |
| 2011 | Lost Evgeni Nabokov to NY Islanders on waivers |
| 2011 | MIKE COMMODORE signed as free agent from Columbus |
| 2011 | IAN WHITE signed as free agent from San Jose |
| 2011 | GARNET EXELBY signed as free agent from Chicago |
| 2011 | CHRIS CONNER signed as free agent from Pittsburgh |
| 2011 | TY CONKLIN signed as free agent from St. Louis |
| 2011 | FABIAN BRUNNSTROM signed as free agent from Toronto |
| 2012 | KYLE QUINCEY from Tampa Bay for Sebastian Piche and first-round pick in 2012 Entry Draft (Andrei Vasilevski) |
| 2012 | Conditional seventh-round pick in 2013 Entry Draft from Tampa Bay for Mike Commodore |
| 2012 | ANDREW MURRAY and conditional seventh-round pick in 2014 Entry Draft (Alexander Kadeykin) from San Jose for Brad Stuart |
| 2012 | DAMIEN BRUNNER signed as free agent from Zug (Swiss) |
| 2012 | JONAS GUSTAVSSON signed as free agent from Winnipeg |
| 2012 | JORDIN TOOTOO signed as free agent from Nashville |
| 2012 | MIKAEL SAMUELSSON signed as free agent from Florida |
| 2012 | CARLO COLAIACOVO signed as free agent from St. Louis |
| 2013 | KENT HUSKINS signed as free agent from Norfolk (AHL) |
| 2013 | DANNY DeKEYSER signed as free agent from Western Michigan (CCHA) |
| 2013 | Conditional seventh-round pick in 2014 Entry Draft from Philadelphia for Kent Huskins |
| 2013 | JARED COREAU signed as free agent from Northern Michigan (CCHA) |
| 2013 | LUKE GLENDENING signed as free agent from Grand Rapids (AHL) |
| 2013 | DANIEL ALFREDSSON signed as free agent from Ottawa |
| 2013 | STEPHEN WEISS signed as free agent from Florida |
| 2014 | DAVID LEGWAND from Nashville for Patrick Eaves, Calle Jarnkrok and second-round pick in 2014 Entry Draft (later traded to San Jose) |
| 2014 | COLIN CAMPBELL signed as free agent from Lake Superior St. (WCHA) |
| 2014 | TOMAS NOSEK signed as free agent from Pardubice (Czech) |
| 2014 | KEVIN PORTER signed as free agent from Buffalo |
| 2014 | ANDY MIELE signed as free agent from Arizona |
| 2014 | JOE HICKETTS signed as free agent from Victoria (WHL) |

RED WINGS ALL-TIME PLAYER TRANSACTIONS

| | |
|------|---|
| 2014 | Lost Andrej Nestrasil to Carolina on waivers |
| 2015 | ERIK COLE and conditional third-round pick in 2015 Entry Draft (Vili Saarijarvi) from Dallas for Mattias Backman, Mattias Janmark and second-round pick in 2015 Entry Draft (Roope Hintz) |
| 2015 | MAREK ZIDLICKY from New Jersey for conditional third-round pick in 2016 Entry Draft (later traded to Pittsburgh) |
| 2015 | MIKE GREEN signed as free agent from Washington |
| 2015 | BRAD RICHARDS signed as free agent from Chicago |
| 2015 | ERIC TANGRADI signed as free agent from Montreal |
| 2015 | ROBBIE RUSSO signed as free agent from Notre Dame (HE) |
| 2015 | Lost Landon Ferraro to Boston on waivers |
| 2016 | Future considerations from St. Louis for Richard Nedomlel |
| 2016 | Sixth-round draft pick in 2017 Entry Draft (Reilly Webb) from Florida for Jakub Kindl |
| 2016 | DAN RENOUF signed as free agent from Maine (HE) |
| 2016 | DYLAN SADOWY from San Jose for third-round pick in 2017 Entry Draft (later traded to Florida) |
| 2016 | JOE VITALE, first-round pick in 2016 Entry Draft (Dennis Cholowski) and second-round pick in 2016 Entry Draft (Filip Hronek) from Arizona for Pavel Datsyuk and first-round pick in 2016 Entry Draft (Jakob Chychrun) |
| 2016 | FRANS NIELSEN signed as free agent from NY Islanders |
| 2016 | THOMAS VANEK signed as free agent from Minnesota |
| 2016 | STEVE OTT signed as free agent from St. Louis |
| 2016 | MATT LORITO signed as free agent from Albany (AHL) |
| 2016 | BEN STREET signed as free agent from Colorado |
| 2016 | EDWARD PASQUALE signed as free agent from St. John's (AHL) |
| 2016 | Lost Martin Frk to Carolina on waivers |
| 2016 | Lost Teemu Pulkkinen to Minnesota on waivers |
| 2016 | MARTIN FRK claimed off waivers from Carolina |
| 2017 | Lost Alexey Marchenko to Toronto on waivers |
| 2017 | Third-round pick in 2017 Entry Draft (Keith Petruzzelli) from Chicago for Tomas Jurco |
| 2017 | DYLAN McILRATH and third-round pick in 2017 Entry Draft (Kasper Kotkansalo) from Florida for Thomas Vanek |
| 2017 | Second-round pick in 2018 Entry Draft (Jonatan Berggren) and third-round pick in 2017 Entry Draft (Zach Gallant) from NY Rangers for Brendan Smith |
| 2017 | Sixth-round pick in 2018 Entry Draft (later traded to Columbus) from Montreal for Steve Ott |
| 2017 | MATEJ MACHOVSKY signed as free agent from Plzen (Czech) |
| 2017 | LIBOR SULAK signed as free agent from Orli Znojmo (Austria) |
| 2017 | Lost Tomas Nosek to Vegas in NHL expansion draft |
| 2017 | TREVOR DALEY signed as free agent from Pittsburgh |
| 2017 | LUKE WITKOWSKI signed as free agent from Tampa Bay |
| 2017 | TOM MCCOLLUM from Calgary for conditional seventh-round pick in 2018 Entry Draft |
| 2017 | TURNER ELSON signed as free agent from Colorado |
| 2017 | DAVID BOOTH signed as free agent from Avangard Omsk (KHL) |
| 2017 | KADEN FULCHER signed as free agent from Hamilton (OHL) |
| 2017 | MATT PUEMPEL from NY Rangers for Ryan Sproul |
| 2017 | SCOTT WILSON and third-round pick in 2018 Entry Draft (Jesper Eliasson) from Pittsburgh for Riley Sheahan and fifth-round pick in 2018 Entry Draft (Justin Almeida) |
| 2017 | Fifth-round pick in 2019 Entry Draft (later traded to Washington) from Buffalo for Scott Wilson |
| 2018 | Third-round pick in 2018 Entry Draft (Seth Barton) and conditional third-round pick in 2019 Entry Draft from Philadelphia for Petr Mrazek |
| 2018 | First-round pick in 2018 Entry Draft (Joe Veleno), second-round pick in 2019 Entry Draft (Robert Mastrosimone) and third-round pick in 2021 Entry Draft from Vegas for Tomas Tatar |
| 2018 | PATRIK RYBAR signed as free agent from Hradec Kralove (Czech) |
| 2018 | Conditional seventh-round pick in 2019 Entry Draft from Arizona for Robbie Russo |
| 2018 | JONATHAN BERNIER signed as free agent from Colorado |
| 2018 | THOMAS VANEK signed as free agent from Columbus |
| 2018 | JAKE CHELIOS signed as free agent from Carolina |
| 2018 | WADE MEGAN signed as free agent from St. Louis |

RED WINGS ALL-TIME PLAYER TRANSACTIONS

| | |
|------|---|
| 2018 | HARRI SATERI signed as free agent from Florida |
| 2018 | CHRIS TERRY signed as free agent from Montreal |
| 2018 | JACOB de la ROSE claimed off waivers from Montreal |
| 2019 | TURNER ELSON signed as free agent from Grand Rapids (AHL) |
| 2019 | MADISON BOWEY and second-round pick in 2020 Entry Draft (Cross Hanas) from Washington for Nick Jensen and fifth-round pick in 2019 Entry Draft (later traded to New Jersey) |
| 2019 | Second-round pick in 2019 Entry Draft (Albert Johansson) and conditional third-round pick in 2020 Entry Draft from San Jose (later traded to Minnesota) for Gustav Nyquist |
| 2019 | RYAN KUFFNER signed as free agent from Princeton (ECAC) |
| 2019 | TARO HIROSE signed as free agent from Michigan State (B10) |
| 2019 | OLIWER KASKI signed as free agent from Lahti (Finland) |
| 2019 | VALTTERI FILPPULA signed as free agent from NY Islanders |
| 2019 | PATRIK NEMETH signed as free agent from Colorado |
| 2019 | CALVIN PICKARD signed as free agent from Arizona |
| 2019 | ADAM ERNE from Tampa Bay for fourth-round pick in 2020 NHL Entry Draft (later traded to Philadelphia) |
| 2019 | ALEX BIEGA from Vancouver for David Pope |
| 2019 | BRENDAN PERLINI from Chicago for Alec Regula |
| 2019 | ROBBY FABBRI from St. Louis for Jacob de la Rose |
| 2019 | ERIC COMRIE from Arizona for Vili Saarijarvi |
| 2019 | KYLE WOOD from Carolina for Oliwer Kaski |
| 2019 | Lost Eric Comrie to Winnipeg on waivers |

2020s

| | |
|------|---|
| 2020 | CODY GOLOUBEV claimed off waivers from Ottawa |
| 2020 | KYLE BRODZIAK and conditional fourth-round pick in 2020 Entry Draft (Jan Bednar) from Edmonton for Mike Green |
| 2020 | DMYTRO TIMASHOV claimed off waivers from Toronto |
| 2020 | SAM GAGNER, second-round pick in 2020 Entry Draft (later traded to Los Angeles) and second-round pick in 2021 Entry Draft from Edmonton for Andreas Athanasiou and Ryan Kuffner |
| 2020 | MATHIAS BROME signed as free agent from Orebro (SHL) |
| 2020 | MARC STAAL and second-round pick in 2021 Entry Draft from NY Rangers for future considerations |
| 2020 | BOBBY RYAN signed as free agent from Ottawa |
| 2020 | JON MERRILL signed as free agent from Vegas |
| 2020 | RILEY BARBER signed as free agent from Pittsburgh |
| 2020 | KYLE CRISCUOLO signed as free agent from Anaheim |
| 2020 | KEVIN BOYLE signed as free agent from Anaheim |
| 2020 | THOMAS GREISS signed as free agent from NY Islanders |
| 2020 | TROY STECHER signed as free agent from Vancouver |
| 2020 | VLADISLAV NAMESTNIKOV signed as free agent from Colorado |
| 2020 | Future considerations from NY Islanders for Dmytro Timashov |

WEARERS OF THE WINGED WHEEL

A

| | |
|--------------------------|----------------------------------|
| Justin Abdelkader, LW | 2007-08 to 19-20 |
| Gerry Abel, C | 1966-67 |
| Sid Abel, C/LW | 1938-39 to 42-43; 45-46 to 51-52 |
| Gene Achtymichuk, C | 1957-58 |
| Greg C. Adams, LW | 1989-90 |
| Micah Aivazoff, LW | 1993-94 |
| Gary Aldcorn, LW | 1959-60 to 60-61 |
| Daniel Alfredsson, RW | 2013-14 |
| Keith Allen, D | 1953-54 to 54-55 |
| Ralph Almas, G | 1946-47; 52-53 |
| Adam Almqvist, D | 2013-14 |
| Dave Amadio, D | 1957-58 |
| Dale Anderson, D | 1956-57 |
| Earl Anderson, RW | 1974-75 |
| Ron Anderson, RW | 1967-68 to 68-69 |
| Tom Anderson, C | 1934-35 |
| Joakim Andersson, C | 2011-12 to 15-16 |
| Al Arbour, D | 1953-54; 55-56 to 57-58 |
| Jack Arbour, D/LW | 1926-27 |
| Murray Armstrong, C | 1943-44 to 45-46 |
| Brent Ashton, LW | 1986-87 to 87-88 |
| Ossie Asmundson, RW | 1934-35 |
| Andreas Athanasiou, LW/C | 2015-16 to 19-20 |
| Pierre Aubry, C/LW | 1983-84 to 84-85 |
| Phillipe Audet, LW | 1998-99 |
| Larry Aurie, RW | 1927-28 to 38-39 |
| Sean Avery, C | 2001-02 to 02-03 |

B

| | |
|----------------------------|----------------------------------|
| Pete Babando, LW | 1949-50 |
| Ace Bailey, LW | 1972-73 to 73-74 |
| Bob Bailey, RW | 1956-57 to 57-58 |
| Doug Baldwin, D | 1946-47 |
| Doug Barkley, D | 1962-63 to 65-66 |
| Ryan Barnes, LW | 2003-04 |
| David Barr, RW | 1986-87 to 90-91 |
| John Barrett, D | 1980-81 to 85-86 |
| Marty Barry, C | 1935-36 to 38-39 |
| Hank Bassen, G | 1960-61 to 63-64; 65-66 to 66-67 |
| Frank Bathe, D | 1974-75 to 75-76 |
| Andy Bathgate, C/RW | 1965-66 to 66-67 |
| Bob Baun, D | 1968-69 to 70-71 |
| Sergei Bautin, D | 1993-94 |
| Red Beattie, LW | 1937-38 |
| Clarence Behling, D | 1940-41 to 42-43 |
| Pete Bellefeuille, RW | 1926-27; 28-29 to 29-30 |
| Frank Bennett, C | 1943-44 |
| Red Berenson, C | 1970-71 to 74-75 |
| Michel Bergeron, RW | 1974-75 to 77-78 |
| Marc Bergevin, D | 1995-96 |
| Gary Bergman, D | 1964-65 to 74-75 |
| Thommie Bergman, D | 1972-73 to 74-75; 77-78 to 79-80 |
| JONATHAN BERNIER, G | 2018-19 TO PRESENT |
| Fred Berry, C | 1976-77 |
| Todd Bertuzzi, RW | 2006-07; 09-10 to 13-14 |
| TYLER BERTUZZI, LW | 2016-17 TO PRESENT |
| Phil Bester, RW | 1938-39 |
| Pete Bessone, D | 1937-38 |
| Allan Bester, G | 1990-91 to 91-92 |
| Bill Beveridge, G | 1929-30 |

ALEX BIEGA, D 2019-20 TO PRESENT

| | |
|--------------------------|----------------------------------|
| Tom Bissett, C | 1990-91 |
| Steve Black, LW | 1949-50 to 50-51 |
| Tom Bladon, D | 1980-81 |
| Mike Blaisdell, RW | 1980-81 to 82-83 |
| Mike Bloom, LW | 1974-75 to 76-77 |
| John Blum, D | 1988-89 |
| Marc Boileau, C | 1961-62 |
| Patrick Boileau, D | 2002-03 |
| Gilles Boisvert, G | 1959-60 |
| Leo Boivin, D | 1965-66 to 66-67 |
| Ivan Boldirev, C/LW | 1982-83 to 84-85 |
| Dan Bolduc, RW | 1978-79 to 79-80 |
| Marcel Bonin, LW | 1952-53 to 54-55 |
| David Booth, LW | 2017-18 |
| Darryl Bootland, RW | 2003-04 to 06-07 |
| Henry Boucha, LW | 1971-72 to 73-74 |
| Claude Bourque, G | 1939-40 |
| Madison Bowey, D | 2018-19 to 19-20 |
| Ralph "Scotty" Bowman, D | 1934-35 to 39-40 |
| Rick Bowness, RW | 1977-78 |
| Yank Boyd, RW | 1934-35 |
| John Brenneman, LW | 1967-68 |
| Carl Brewer, D | 1969-70 |
| Archie Briden, LW | 1926-27 |
| Mel Bridgman, LW/C | 1987-88 to 87-88 |
| Bernie Brophy, C | 1928-29 to 29-30 |
| Adam Brown, LW | 1941-42 to 43-44; 45-46 to 46-47 |
| Andy Brown, G | 1971-72 to 72-73 |
| Arnie Brown, D | 1970-71 to 71-72 |
| Connie Brown, C | 1938-39 to 42-43 |
| Doug Brown, RW/LW | 1994-95 to 00-01 |
| Gerry Brown, LW | 1941-42; 45-46 |
| Larry Brown, D | 1970-71 |
| Stan Brown, D | 1927-28 |
| Jeff Brubaker, C | 1988-89 |
| Ed Bruneteau, RW | 1941-42; 43-44 to 48-49 |
| Mud Bruneteau, RW | 1935-36 to 45-46 |
| Damien Brunner, RW | 2012-13 |
| Fabian Brunnstrom, LW | 2011-12 |
| Bill Brydger, D | 1928-29 |
| John Bucyk, LW | 1955-56 to 56-57 |
| Tony Bukovich, LW | 1943-44 to 44-45 |
| Hy Butler, D | 1943-44 to 44-45 |
| Charlie Burns, C | 1958-59 |
| Shawn Burr, C | 1984-85 to 94-95 |
| Cummy Burton, LW | 1955-56; 57-58 to 58-59 |
| Eddie Bush, D | 1938-39; 41-42 |
| Walter Buswell, D | 1932-33 to 34-35 |
| Yuri Butsayev, C | 1999-00 to 00-01 |
| Dmitri Bykov, D | 2002-03 |

C

| | |
|--------------------|------------------|
| Kyle Calder, LW | 2006-07 |
| Mitch Callahan, RW | 2013-14; 16-17 |
| Al Cameron, D | 1975-76 to 78-79 |
| Craig Cameron, RW | 1966-67 |
| Colin Campbell, D | 1982-83 to 84-85 |
| Terry Carnker, D | 1993-94 to 94-95 |
| Gene Carrigan, C | 1932-33 to 33-34 |
| Billy Carroll, C | 1985-86 to 86-87 |
| Greg Carroll, C | 1978-79 |

WEARERS OF THE WINGED WHEEL

| | |
|----------------------------|----------------------------------|
| Dwight Carruthers, D | 1965-66 |
| Frank Carson, RW | 1931-32 to 33-34 |
| Jimmy Carson, C | 1989-90 to 92-93 |
| Joe Carveth, RW/C | 1940-41 to 45-46; 49-50 to 50-51 |
| Bart Crashley, D | 1965-66 to 68-69; 74-75 |
| Frank Cernik, LW | 1984-85 |
| John Chabot, C | 1987-88 to 90-91 |
| Milan Chalupa, D | 1984-85 |
| Bob Champoux, G | 1963-64 |
| Guy Charron, C/LW | 1970-71 to 74-75 |
| Lude Check, LW | 1943-44 |
| Chris Chelios, D | 1998-99 to 2008-09 |
| Jake Chelios, D | 2018-19 |
| Real Chevrefils, LW | 1955-56 |
| Tim Cheveldae, G | 1988-89 to 93-94 |
| Alain Chevrier, G | 1990-91 |
| Steve Chiasson, D | 1987-88 to 93-94 |
| DENNIS CHOLOWSKI, D | 2018-19 TO PRESENT |
| Dino Ciccarelli, RW | 1992-93 to 95-96 |
| Chris Cichocki, RW | 1985-86 to 86-87 |
| Wendel Clark, LW | 1998-99 |
| Dan Cleary, RW | 2005-06 to 14-15 |
| Rejean Cloutier, D | 1979-80 to 81-82 |
| Roland Cloutier, C | 1977-78 to 78-79 |
| Steve Coates, RW | 1976-77 |
| Paul Coffey, D | 1992-93 to 95-96 |
| Carlo Colaiacovo, D | 2012-13 |
| Erik Cole, LW | 2014-15 |
| Bill Collins, RW | 1970-71 to 73-74 |
| Mike Commodore, D | 2011-12 |
| Eric Comrie, G | 2019-20 |
| Brian Conacher, C | 1971-72 |
| Charlie Conacher, RW | 1938-39 |
| Jim Conacher, LW | 1945-46 to 48-49 |
| Roy Conacher, LW | 1946-47 |
| Ty Conklin, G | 2008-09; 2011-12 |
| Alex Connell, G | 1931-32 |
| Wayne Connelly, RW | 1968-69 to 70-71 |
| Chris Conner, RW | 2011-12 |
| Bob Connors, C | 1928-29 to 29-30 |
| Bob Cook, RW | 1972-73 |
| Carson Cooper, RW | 1927-28 to 31-32 |
| Norm Corcoran, RW | 1955-56 |
| Murray Costello, C | 1955-56 to 56-57 |
| Jared Coreau, G | 2016-17 to 17-18 |
| Gerry Couture, RW | 1944-45 to 50-51 |
| Abbie Cox, G | 1933-34 |
| Danny Cox, LW | 1931-32 |
| Murray Craven, LW/C | 1982-83 to 83-84 |
| Bobby Crawford, C | 1982-83 |
| Jim Creighton, C | 1930-31 to 31-32 |
| Cory Cross, D | 2005-06 |
| Doug Crossman, D | 1990-91 to 91-92 |
| Gary Croteau, LW | 1969-70 |
| Troy Crowder, RW | 1991-92 |
| Roger Crozier, G | 1963-64 to 69-70 |
| Wilf Cude, G | 1933-34 |
| Barry Cullen, RW | 1959-60 |
| Ray Cullen, C | 1966-67 |
| Jim Cummins, LW | 1991-92 to 92-93 |
| Ian Cushman, D | 1963-64 |

D

| | |
|--------------------------|----------------------------------|
| Frank Daley, D/LW | 1928-29 |
| Joe Daley, G | 1971-72 |
| Trevor Daley, D | 2017-18 to 19-20 |
| Mathieu Dandenault, RW/D | 1995-96 to 03-04 |
| Pavel Datsyuk, C | 2001-02 to 15-16 |
| Lorne Davis, RW | 1954-55 |
| Bob Davis, D | 1932-33 |
| Mal Davis, RW | 1978-79 to 80-81 |
| Jacob de la Rose, C | 2018-19 to 19-20 |
| Billy Dea, LW | 1956-57 to 57-58; 69-70 to 70-71 |
| Don Deacon, C | 1936-37; 38-39 to 39-40 |
| Nelson DeBenedet, LW | 1973-74 |
| Denis Dejordy, G | 1972-73 to 73-74 |
| DANNY DeKEYSER, D | 2012-13 TO PRESENT |
| Gilbert Delorme, D | 1987-88 to 88-89 |
| Alex Delvecchio, C/LW | 1950-51 to 73-74 |
| Boyd Devereaux, C | 2000-01 to 03-04 |
| Al Dewsbury, D | 1946-47 to 47-48; 49-50 |
| Per Djoos, D | 1990-91 |
| Ed Diachuk, LW | 1960-61 |
| Bob Dillabough, LW | 1961-62 to 64-65 |
| Cecil Dillon, RW | 1939-40 |
| Bill Dineen, RW | 1953-54 to 57-58 |
| Peter Dineen, D | 1989-90 |
| Connie Dion, G | 1943-44 to 44-45 |
| Marcel Dionne, C | 1971-72 to 74-75 |
| Gary Doak, D | 1965-66; 72-73 |
| Dotty Dolson, G | 1928-29 to 30-31 |
| Bobby Dollas, C | 1990-91 to 92-93 |
| Lloyd Doran, C | 1946-47 |
| Red Doran, D | 1937-38 |
| Ken Doraty, RW | 1937-38 |
| Kent Douglas, D | 1967-68 to 68-69 |
| Les Douglas, C | 1940-41; 42-43; 46-47 |
| Aaron Downey, RW | 2007-08 to 08-09 |
| Dallas Drake, C/LW | 1992-93 to 93-94; 07-08 |
| Kris Draper, C | 1993-94 to 10-11 |
| Rene Drolet, RW | 1974-75 |
| Clarence Drouillard, C | 1937-38 |
| Gilles Dube, LW | 1953-54 |
| Steve Duchesne, D | 1999-00 to 01-02 |
| Ron Duguay, RW/C | 1983-84 to 85-86 |
| Lorne Duguid, LW | 1934-35 to 35-36 |
| Art Duncan, D | 1926-27 |
| Blake Dunlop, C | 1983-84 |

E

| | |
|--------------------|----------------------------------|
| Bruce Eakin, C | 1985-86 |
| Murray Eaves, C | 1987-88; 1989-90 |
| Patrick Eaves, RW | 2009-10 to 13-14 |
| Tim Ecclestone, RW | 1970-71 to 73-74 |
| Roy Edwards, G | 1967-68 to 70-71; 72-73 to 73-74 |
| Pat Egan, D | 1943-44 |
| Gerry Ehman, RW | 1958-59 |
| Christoffer Ehn, C | 2018-19 to 19-20 |
| Bo Elik, LW | 1962-63 |
| Darren Eliot, G | 1987-88 |
| Matt Ellis, LW | 2006-07 |
| Cory Emmerton, C | 2010-11 to 13-14 |
| Hap Emms, LW | 1931-32 to 33-34 |

WEARERS OF THE WINGED WHEEL

| | |
|----------------------|---------------------------|
| Jonathan Ericsson, D | 2007-08 to 19-20 |
| Anders Eriksson, D | 1995-96 to 98-99 |
| ADAM ERNE, LW | 2019-20 TO PRESENT |
| Bob Errey, LW | 1995-96 to 96-97 |
| Bob Essensa, G | 1993-94 |
| Chris Evans, D | 1973-74 |
| Stu Evans, D | 1930-31; 32-33 to 33-34 |

F

| | |
|-----------------------------|---|
| ROBBY FABBRI, RW/C | 2019-20 TO PRESENT |
| Bob Falkenberg, D | 1966-67 to 68-69; 70-71 to 71-72 |
| Alex Faulkner, C | 1962-63 to 63-64 |
| Bernie Federko, C | 1989-90 |
| Lorne Ferguson, LW | 1955-56 to 57-58 |
| Sergei Fedorov, C | 1990-91 to 02-03 |
| Brent Fedyk, D | 1987-88 to 91-92 |
| Mark Ferner, D | 1994-95 |
| Landon Ferraro, C | 2013-14 to 15-16 |
| Viacheslav Fetisov, D | 1994-95 to 97-98 |
| Guyle Fielder, C | 1952-53; 57-58 |
| Tom Filmore, RW | 1930-31 to 31-32 |
| VALTTERI FILPPULA, C | 2005-06 TO 12-13; 19-20 TO PRESENT |
| Jiri Fischer, D | 1999-00 to 06-07 |
| Dunc Fisher, RW | 1958-59 |
| Joe Fisher, RW | 1939-40 to 42-43 |
| Lee Fogolin, D | 1947-48 to 50-51 |
| Rick Foley, D | 1973-74 |
| Mike Foligno, RW | 1979-80 to 81-82 |
| Bill Folk, D | 1951-52 to 52-53 |
| Len Fontaine, RW | 1972-73 to 73-74 |
| Val Fonteyne, C/LW | 1959-60 to 62-63; 64-65 to 66-67 |
| Dwight Foster, C | 1982-83 to 85-86 |
| Yip Foster, D | 1933-34 to 34-35 |
| Frank Foyston, C | 1926-27 to 27-28 |
| Bobby Francis, C | 1982-83 |
| Jimmy Franks, G | 1936-37 to 37-38; 43-44 |
| Gord Fraser, D | 1927-28 to 28-29 |
| Johan Franzen, RW/C | 2005-06 to 15-16 |
| Frank Frederickson, C | 1926-27; 30-31 |
| Tim Friday, D | 1985-86 |
| Martin Frk, RW | 2017-18 to 18-19 |
| Miroslav Frycer, RW | 1988-89 |
| Robbie Ftorek, C | 1972-73 to 73-74 |
| KADEN FULCHER, G | 2018-19 |

G

| | |
|-----------------------|---------------------------|
| Bill Gadsby, D | 1961-62 to 65-66 |
| Jody Gage, RW | 1980-81 to 81-82; 83-84 |
| Art Gagne, RW | 1931-32 |
| Dave Gagner, G | 1990-91 |
| SAM GAGNER, RW | 2019-20 TO PRESENT |
| Johnny Gallagher, D | 1932-33; 36-37 |
| Gerard Gallant, LW | 1984-85 to 92-93 |
| George Gardner, G | 1965-66 to 67-68 |
| Danny Gare, RW | 1981-82 to 85-86 |
| Johan Garpenlov, LW | 1990-91 to 91-92 |
| Dave Gatherum, G | 1953-54 |
| Fern Gauthier, RW | 1945-46 to 48-49 |
| George Gee, C | 1948-49 to 50-51 |
| Ed Giacomini, G | 1975-76 to 77-78 |
| Gus Giesebrecht, C | 1938-39 to 41-42 |

| | |
|---------------------------|----------------------------------|
| Gilles Gilbert, G | 1980-81 to 82-83 |
| Brent Gilchrist, C | 1997-98 to 01-02 |
| Todd Gill, D | 1998-99; 99-00 to 00-01 |
| Art Giroux, RW | 1935-36 |
| Larry Giroux, D | 1974-75 to 77-78 |
| LUKE GLENDENING, C | 2013-14 TO PRESENT |
| Lorry Gloeckner, D | 1978-79 |
| Fred Glover, RW | 1948-49 to 51-52 |
| Howie Glover, RW | 1960-61 to 61-62 |
| Warren Godfrey, D | 1955-56 to 61-62; 63-64 to 67-68 |
| Pete Goegan, D | 1957-58 to 66-67 |
| Bob Goldham, D | 1950-51 to 55-56 |
| Leroy Goldsworthy, RW | 1930-31; 32-33 |
| Cody Goloubef, D | 2019-20 |
| Yan Golubovskiy, D | 1997-98 to 99-00 |
| Ebbie Goodfellow, C/D | 1929-30 to 42-43 |
| Fred Gordon, RW | 1926-27 |
| Ted Graham, D | 1933-34 to 34-35 |
| Danny Grant, LW | 1974-75 to 77-78 |
| Doug Grant, G | 1973-74 to 75-76 |
| Leo Gravelle, RW | 1950-51 |
| Adam Graves, C | 1987-88 to 89-90 |
| Gerry Gray, G | 1970-71 |
| Harrison Gray, G | 1963-64 |
| Mike Green, D | 2015-16 to 19-20 |
| Red Green, LW | 1928-29 |
| Rick Green, D | 1990-91 |
| Stu Grimson, LW | 1994-95 to 96-97 |
| Lloyd Gross, LW | 1933-34 to 34-35 |
| Don Grosso, C | 1938-39; 44-45 |
| Danny Gruen, LW | 1972-73 to 73-74 |
| Bep Guidolin, LW | 1947-48 to 48-49 |
| Jonas Gustavsson, G | 2012-13 to 14-15 |

H

| | |
|----------------------|----------------------------------|
| Marc Habscheid, C/RW | 1989-90 to 90-91 |
| Lloyd Haddon, D | 1959-60 |
| Gord Haidy, RW | 1949-50 |
| Slim Halderson, D | 1926-27 |
| Len Haley, RW | 1959-60 to 60-61 |
| Bob Halkidis, D | 1993-94 to 94-95 |
| Glenn Hall, G | 1952-53; 54-55 to 56-57 |
| Murray Hall, C | 1964-65 to 66-67 |
| Doug Halward, D | 1986-87 to 88-89 |
| Dean Hamel, D | 1973-74 to 80-81 |
| Ted Hampson, C | 1963-64 to 64-65; 66-67 to 67-68 |
| Glen Hanlon, G | 1986-87 to 90-91 |
| Dave Hanson, D | 1978-79 |
| Emil Hanson, D | 1932-33 |
| Terry Harper, D | 1975-76 to 78-79 |
| Billy Harris, C | 1965-66 |
| Ron Harris, D | 1962-63 to 63-64; 68-69 to 71-72 |
| Ted Harris, D | 1973-74 |
| Gerry Hart, D | 1968-69 to 71-72 |
| Harold Hart, LW | 1926-27 |
| Mark Hartigan, C | 2007-08 |
| Buster Harvey, RW | 1975-76 to 76-77 |
| Doug Harvey, D | 1966-67 |
| Dominik Hasek, G | 2001-02; 03-04, 06-07 to 07-08 |
| Derian Hatcher, D | 2003-04 |
| Ed Hatoum, RW | 1968-69 to 69-70 |
| George Hay, C/LW | 1927-28 to 30-31; 32-33 |

WEARERS OF THE WINGED WHEEL

| | |
|--------------------------|----------------------------------|
| Jim Hay, D | 1952-53 to 54-55 |
| Galen Head, RW | 1967-68 |
| Rich Healey, D | 1960-61 |
| DARREN HELM, LW/C | 2007-08 TO PRESENT |
| Paul Henderson, LW | 1962-63 to 67-68 |
| Jack Hendrickson, D | 1957-58 to 58-59; 61-62 |
| Jim Herberts, C | 1928-29 to 29-30 |
| Art Herchenratter, C | 1940-41 |
| Bryan Hextall, C | 1975-76 |
| Dennis Hextall, C | 1975-76 to 78-79 |
| JOE HICKETTS, D | 2017-18 TO PRESENT |
| Glenn Hicks, LW | 1979-80 to 80-81 |
| Harold Hicks, D | 1929-30 to 30-31 |
| Tim Higgins, RW | 1986-87 to 88-89 |
| Dutch Hiller, LW | 1941-42 |
| Jim Hiller, LW | 1992-93 |
| Larry Hillman, D | 1954-55 to 56-57 |
| John Hiltworth, D | 1977-78 to 79-80 |
| TARO HIROSE, LW | 2018-19 TO PRESENT |
| Kevin Hodson, G | 1995-96 to 98-99 |
| Bill Hogaboam, C | 1972-73 to 75-76; 78-79 to 79-80 |
| Ken Holland, G | 1983-84 |
| Flash Hollett, D | 1943-44 to 45-46 |
| Bucky Hollingworth, D | 1955-56 to 57-58 |
| Chuck Holmes, RW | 1958-59; 61-62 |
| Hap Holmes, G | 1926-27 to 27-28 |
| Tomas Holmstrom, LW | 1996-97 to 11-12 |
| John Holota, C | 1942-43; 45-46 |
| Pete Horeck, RW/LW | 1946-47 to 48-49 |
| Marian Hossa, RW | 2008-09 |
| Doug Houda, D | 1985-86; 87-88 to 90-91; 98-99 |
| Jimmy Howard, G | 2005-06 to 19-20 |
| Gordie Howe, RW | 1946-47 to 70-71 |
| Mark Howe, D | 1992-93 to 94-95 |
| Syd Howe, C/LW | 1934-35 to 45-46 |
| FILIP HRONEK, D | 2018-19 TO PRESENT |
| Steve Hrymnak, D | 1952-53 |
| Willie Huber, D | 1978-79 to 82-83 |
| Jiri Hudler, C | 2003-04 to 08-09; 10-12 |
| Ron Hudson, RW | 1937-38; 39-40 |
| Brent Hughes, D | 1973-74 |
| Rusty Hughes, D | 1929-30 |
| Brett Hull, RW | 2001-02 to 03-04 |
| Dennis Hull, LW | 1977-78 |
| Kent Huskins, D | 2012-13 |
| Matt Hussey, C | 2006-07 |

I

| | |
|-----------------------|---------|
| Miroslav Ihnacak, LW | 1988-89 |
| Peter Ing, G | 1993-94 |
| Earl Ingarfield, C/LW | 1980-81 |
| Ron Ingram, D | 1963-64 |

J

| | |
|-------------------|-------------------------|
| Hal Jackson, D | 1940-41; 42-43 to 46-47 |
| Doug Janik, D | 2009-10 to 11-12 |
| Lou Jankowski, RW | 1950-51; 52-53 |
| Gary Jarrett, LW | 1966-67 to 67-68 |
| Pierre Jarry, LW | 1973-74 to 74-75 |
| Larry Jeffrey, LW | 1961-62 to 64-65 |
| Bill Jennings, RW | 1940-41 to 43-44 |
| Al Jensen, G | 1980-81 |

| | |
|-------------------|-------------------------|
| Nick Jensen, D | 2016-17 to 18-19 |
| Al Johnson, RW | 1960-61 to 62-63 |
| Brian Johnson, RW | 1983-84 |
| Danny Johnson, C | 1971-72 |
| Earl Johnson, C | 1953-54 |
| Greg Johnson, C | 1993-94 to 96-97 |
| Larry Johnston, D | 1971-72 to 73-74 |
| Ed Johnstone, RW | 1983-84; 85-86 to 86-87 |
| Greg Joly, D | 1976-77 to 82-83 |
| Buck Jones, D | 1938-39 to 39-40; 41-42 |
| Curtis Joseph, G | 2002-03 to 03-04 |
| Ed Joyal, C | 1962-63 to 64-65 |
| Tomas Jurco, RW | 2013-14 to 16-17 |

K

| | |
|--------------------------|----------------------------------|
| Red Kane, D | 1943-44 |
| Al Karlander, C/LW | 1969-70 to 72-73 |
| Jack Keating, LW | 1938-39 to 39-40 |
| Duke Keats, C | 1926-27 to 27-28 |
| Dave Kelly, RW | 1976-77 |
| Pete Kelly, RW | 1935-36 to 38-39 |
| Red Kelly, D | 1947-48 to 59-60 |
| Forbes Kennedy, C | 1957-58 to 59-60; 61-62 |
| Sheldon Kennedy, RW | 1989-90 to 93-94 |
| Alan Kerr, RW | 1991-92 |
| Brian Kilrea, LW | 1957-58 |
| Hec Kilrea, LW | 1931-32; 35-36 to 39-40 |
| Ken Kilrea, C/LW | 1939-40 to 41-42; 43-44 |
| Wally Kilrea, C | 1934-35 to 37-38 |
| Jakub Kindl, D | 2009-10 to 15-16 |
| Kris King, RW | 1987-88 to 88-89 |
| Scott King, G | 1990-91 to 91-92 |
| Mark Kirtton, C | 1980-81 to 82-83 |
| Kelly Kisio, C | 1982-83 to 85-86 |
| Hobie Kitchen, D | 1926-27 |
| Petr Klíma, LW/RW | 1985-86 to 89-90; 98-99 |
| Mike Knuble, RW | 1996-97 to 97-98 |
| Joe Kocur, RW | 1984-85 to 90-91; 96-97 to 99-00 |
| Ladislav Kohn, RW | 2001-02 |
| Steve Konroyd, D | 1992-93 to 93-94 |
| Vladimir Konstantinov, D | 1991-92 to 96-97 |
| Tomas Kopecky, RW | 2005-06 to 08-09 |
| Jim Korn, D | 1979-80 to 81-82 |
| Mike Korney, RW | 1973-74 to 75-76 |
| Chris Kotsopoulos, D | 1989-90 |
| Vyacheslav Kozlov, LW | 1991-92 to 00-01 |
| Dale Krentz, LW | 1986-87 to 88-89 |
| Niklas Kronwall, D | 2003-04 to 18-19 |
| Jim Krulicki, LW | 1970-71 |
| Gord Kruppke, D | 1990-91; 92-93 to 93-94 |
| Uwe Krupp, D | 1998-99 to 01-02 |
| Mike Krushelnyski, LW/C | 1994-95 |
| Dave Kryskow, LW | 1974-75 |
| Ryan Kuffner, RW | 2018-19 |
| Mark Kumpel, RW | 1986-87 to 87-88 |
| Maxim Kuznetsov, D | 2000-01 to 01-02 |

L

| | |
|--------------------|------------------|
| Leo Labine, RW | 1960-61 to 61-62 |
| Dan Labraaten, LW | 1978-79 to 80-81 |
| Randy Ladouceur, D | 1982-83 to 86-87 |
| Mark Laforest, G | 1985-86 to 86-87 |

WEARERS OF THE WINGED WHEEL

| | |
|----------------------------|---|
| Claude Laforge, LW | 1958-59; 60-61 to 61-62; 63-64 to 64-65 |
| Roger Lafreniere, D | 1962-63 |
| Serge Lajeunesse, D | 1970-71 to 72-73 |
| Hec Lalande, C | 1957-58 |
| Joe Lamb, LW | 1937-38 |
| Mark Lamb, C | 1986-87 |
| Lane Lambert, RW | 1983-84 to 85-86 |
| Marc Lamothe, G | 2003-04 |
| Robert Lang, C | 2003-04 to 06-07 |
| Josh Langfeld, RW | 2006-07 |
| Al Langlois, D | 1963-64 to 64-65 |
| Darryl Laplante, C | 1997-98 to 99-00 |
| Rick Lapointe, D | 1975-76 to 76-77 |
| Martin Lapointe, RW | 1991-92 to 00-01 |
| Igor Larionov, C | 1995-96 to 99-00; 00-01 to 02-03 |
| DYLAN LARKIN, C | 2015-16 TO PRESENT |
| Reed Larson, D | 1976-77 to 85-86 |
| BRIAN LASHOFF, D | 2012-13 TO 14-15; 16-17 TO PRESENT |
| Brian Lavender, LW | 1972-73 to 73-74 |
| Dan Lawson, RW | 1967-68 to 68-69 |
| Reggie Leach, RW | 1982-83 |
| Jim Leavins, D | 1985-86 |
| Brett Lebda, D | 2005-06 to 09-10 |
| Fernand Leblanc, RW | 1976-77 to 78-79 |
| J.P. Leblanc, C | 1975-76 to 78-79 |
| Rene Leclerc, RW | 1968-69; 70-71 |
| Manny Legace, G | 1999-00 to 05-06 |
| Claude Legris, G | 1980-81 to 81-82 |
| David Legwand, C | 2013-14 |
| Ville Leino, LW | 2008-09 to 09-10 |
| Real Lemieux, LW | 1966-67 |
| Tony Leswick, RW | 1951-52 to 54-55; 57-58 |
| Dave Lewis, D | 1986-87 to 87-88 |
| Herb Lewis, LW | 1928-29 to 38-39 |
| Nick Libett, LW | 1967-68 to 78-79 |
| Tony Licari, RW | 1946-47 |
| Nicklas Lidstrom, D | 1991-92 to 11-12 |
| Andreas Lilja, D | 2005-06 to 09-10 |
| Ted Lindsay, LW | 1944-45 to 56-57; 64-65 |
| GUSTAV LINDSTROM, D | 2019-20 TO PRESENT |
| Carl Liscombe, LW | 1937-38 to 45-46 |
| Ed Litzenberger, RW | 1961-62 |
| Bill Lochead, RW | 1974-75 to 78-79 |
| Mark Lofthouse, RW | 1981-82 to 82-83 |
| Claude Loiselle, C | 1981-82 to 85-86 |
| Barry Long, D | 1979-80 |
| Matt Lorito, LW | 2016-17 |
| Clem Loughlin, D | 1926-27 to 27-28 |
| Ron Low, G | 1977-78 |
| Larry Lozinski, G | 1980-81 |
| Dave Lucas, D | 1962-63 |
| Don Luce, C | 1970-71 |
| Harry Lumley, G | 1943-44 to 49-50 |
| Len Lunde, C/RW | 1958-59 to 61-62 |
| Tord Lundstrom, LW | 1973-74 |
| Pat Lundy, C | 1945-46 to 48-49 |
| Chris Luongo, D | 1990-91 |
| George Lyle, LW | 1979-80 to 81-82 |
| Jack Lynch, D | 1973-74 to 74-75 |
| Vic Lynn, D | 1943-44 |

M

| | |
|---------------------------|----------------------------------|
| Joey MacDonald, G | 2006-07; 10-11 to 11-12 |
| Lowell MacDonald, RW | 1961-62 to 64-65 |
| Parker MacDonald, LW | 1960-61 to 66-67 |
| Bruce MacGregor, RW | 1960-61 to 70-71 |
| Calum MacKay, LW | 1946-47; 48-49 |
| Howard Mackie, RW | 1936-37 to 37-38 |
| Don MacLean, RW | 2005-06 |
| Paul MacLean, RW | 1988-89 |
| Rick MacLeish, LW | 1983-84 |
| Brian MacLellan, LW | 1991-92 |
| John MacMillan, LW | 1963-64 to 64-65 |
| Jamie Macoun, D | 1997-98 to 98-99 |
| Frank Mahovlich, LW | 1967-68 to 70-71 |
| Pete Mahovlich, C | 1965-66 to 68-69; 79-80 to 80-81 |
| Steve Maltais, LW | 1993-94 |
| Kirk Maltby, LW | 1995-96 to 09-10 |
| Dan Maloney, LW | 1975-76 to 77-78 |
| Randy Manery, D | 1970-71 to 71-72 |
| Ken Mann, RW | 1975-76 |
| Bob Manno, LW/D | 1983-84 to 84-85 |
| ANTHONY MANTHA, RW | 2015-16 TO PRESENT |
| Norm Maracle, G | 1997-98 to 1998-99 |
| Alexey Marchenko, D | 2013-14 to 16-17 |
| Lou Marcon, D | 1958-59 to 59-60; 62-63 |
| Gus Marker, RW | 1932-33 to 33-34 |
| Danny Markov, D | 2006-07 |
| Brad Marsh, D | 1990-91 to 91-92 |
| Gary Marsh, LW | 1967-68 |
| Bert Marshall, D | 1965-66 to 67-68 |
| Clare Martin, D | 1949-50 to 50-51 |
| Pit Martin, C | 1961-62; 63-64 to 65-66 |
| Don Martineau, RW | 1975-76 to 76-77 |
| Steve Martinson, D | 1987-88 |
| Charlie Mason, RW | 1938-39 |
| Roland Matte, D | 1929-30 |
| Brad May, RW | 2009-10 |
| Gary McAdam, RW | 1980-81 |
| Jud McAtee, LW | 1943-44 to 44-45 |
| Stan McCabe, LW | 1929-30 to 30-31 |
| Doug McCaig, D | 1941-42; 45-46 to 47-48 |
| Rick McCann, C | 1967-68 to 71-72; 74-75 |
| Tom McCarthy, LW | 1956-57 to 58-59 |
| Darren McCarthy, LW | 1993-94 to 03-04; 07-08 to 08-09 |
| Kevin McClelland, RW | 1989-90 to 90-91 |
| Tom McCollum, G | 2010-11; 2014-15 |
| Bob McCord, D | 1965-66 to 67-68 |
| Dale McCourt, C | 1977-78 to 81-82 |
| Bill McCreary, LW | 1957-58 |
| Brad McCrimmon, D | 1990-91 to 92-93 |
| Brian McCutcheon, LW | 1974-75 to 76-77 |
| Ab McDonald, LW | 1965-66 to 66-67; 71-72 |
| Bucko McDonald, D | 1934-35 to 38-39 |
| Byron McDonald, LW | 1939-40; 44-45 |
| Al McDonough, RW | 1977-78 |
| Bill McDougall, C | 1990-91 |
| Pete McDuffe, G | 1975-76 |
| Mike McEwen, D | 1985-86 |
| Jim McFadden, C | 1946-47 to 50-51 |
| Bob McGill, D | 1991-92 |
| Tom McGratton, G | 1947-48 |

WEARERS OF THE WINGED WHEEL

DYLAN McILRATH, D 2018-19 TO PRESENT

| | |
|-------------------------------|----------------------------------|
| Bert McInenly, LW | 1930-31 to 31-32 |
| Jack McIntyre, LW | 1957-58 to 59-60 |
| Doug McKay, LW | 1949-50 |
| Randy McKay, RW | 1988-89 to 90-91 |
| Walt McKechnie, C | 1974-75 to 76-77; 81-82 to 82-83 |
| Tony McKegney, RW | 1989-90 |
| Don McKenney, LW | 1965-66 |
| Bill McKenzie, G | 1973-74 to 74-75 |
| John McKenzie, RW | 1959-60 to 60-61 |
| Andrew McKim, C | 1994-95 |
| Rollie McLenahan, D | 1945-46 |
| Al McLeod, D | 1973-74 |
| Don McLeod, G | 1970-71 |
| Mike McMahon, D | 1969-70 |
| Max McNab, C | 1947-48 to 50-51 |
| Billy McNeill, RW | 1956-57 to 59-60; 62-63 to 63-64 |
| Stu McNeill, C | 1957-58 to 59-60 |
| Basil McRae, LW | 1985-86 to 86-87 |
| Chris McRae, LW | 1989-90 |
| Pat McReavy, LW | 1941-42 |
| Derek Meech, D | 2006-07 to 10-11 |
| Harry Meeking, LW | 1926-27 |
| Wade Megan, C | 2018-19 |
| Tom Mellor, D | 1973-74 to 74-75 |
| Gerry Melnyk, C | 1955-56; 59-60 to 60-61 |
| Barry Melrose, D | 1983-84; 85-86 |
| Howie Menard, C | 1963-64 |
| Glenn Merkosky, LW | 1985-86; 89-90 |
| Corrado Micalef, G | 1981-82 to 85-86 |
| Nick Mickoski, LW | 1957-58 to 58-59 |
| Hugh Millar, D | 1946-47 |
| Greg Millen, G | 1991-92 |
| Drew Miller, LW | 2009-10 to 16-17 |
| Kevin Miller, RW | 1990-91 to 91-92; 03-04 |
| Perry Miller, D | 1977-78 to 80-81 |
| Tom Miller, C | 1970-71 |
| Eddie Mio, G | 1983-84 to 85-86 |
| Dmitri Mironov, D | 1997-98 |
| John Miszuk, D | 1963-64 |
| Bill Mitchell, D | 1963-64 |
| Mike Modano, C | 2010-11 |
| John Mokosak, D | 1988-89 to 89-90 |
| Ron Moffatt, LW | 1932-33 to 34-35 |
| Garry Monahan, LW | 1969-70 |
| Hank Montieth, LW | 1968-69 to 70-71 |
| Alfie Moore, G | 1939-40 |
| Don Morrison, C | 1947-48 to 48-49 |
| Jim Morrison, D | 1959-60 |
| Rod Morrison, RW | 1947-48 |
| Dean Morton, D | 1989-90 |
| Gus Mortson, D | 1958-59 |
| Alex Motter, D | 1937-38 to 42-43 |
| John Mowers, G | 1940-41 to 42-43; 46-47 |
| Mark Mowers, RW | 2003-04 to 05-06 |
| Petr Mrazek, G | 2012-13 to 17-18 |
| Wayne Muloin, D | 1963-64 |
| Don Murdoch, RW | 1981-82 |
| Brian Murphy, C | 1974-75 |
| Joe Murphy, C/RW | 1986-87 to 89-90 |
| Larry Murphy, D | 1996-97 to 00-01 |
| Ron Murphy, LW | 1964-65 to 65-66 |

| | |
|-----------------------------|------------------|
| Jan Mursak, RW | 2010-11 to 12-13 |
| Ken Murray, D | 1972-73 |
| Terry Murray, D | 1976-77 |
| Anders Myrvold, D | 2003-04 |

N

| | |
|-----------------------------------|---------------------------|
| Jim Nahrang, D | 1974-75 to 76-77 |
| Vaclav Nedomansky, C/RW | 1977-78 to 81-82 |
| PATRIK NEMETH, D | 2019-20 TO PRESENT |
| Andrej Nestrasil, C | 2014-15 |
| Kris Newbury, C | 2009-10 |
| Rick Newell, D | 1972-73 to 73-74 |
| John Newman, C | 1930-31 |
| Eddie Nicholson, D | 1947-48 |
| Jim Niekamp, D | 1970-71 to 71-72 |
| FRANS NIELSEN, C | 2016-17 TO PRESENT |
| Jim Niil, RW | 1987-88 to 89-90 |
| Reg Noble, D | 1927-28 to 32-33 |
| Ted Nolan, LW | 1981-82; 83-84 |
| Brad Norton, D | 2006-07 |
| Lee Norwood, D | 1986-87 to 90-91 |
| Tomas Nosek, C | 2015-16 to 16-17 |
| Hank Nowak, LW | 1974-75 |
| Gustav Nyquist, RW | 2011-12 to 18-19 |

O

| | |
|-------------------------------|----------------------------------|
| Adam Oates, C | 1985-86 to 88-89 |
| Russ Oatman, LW | 1926-27 |
| Mike O'Connell, D | 1985-86 to 89-90 |
| Gerry Odrowski, D | 1960-61 to 62-63 |
| John Ogradnick, LW | 1979-80 to 86-87; 92-93 |
| Fredrik Olausson, D | 2001-02 |
| Murray Oliver, C | 1957-58; 59-60 to 60-61 |
| Dennis Olson, LW | 1957-58 |
| Jimmy Orlando, D | 1936-37 to 37-38; 39-40 to 42-43 |
| Mark Osborne, LW | 1981-82 to 82-83 |
| Chris Osgood, G | 1993-94 to 00-01; 05-06 to 10-11 |
| Steve Ott, C | 2016-17 |
| Xavier Ouellet, D | 2013-14 to 17-18 |

P

| | |
|------------------------------------|---------------------------|
| Pete Palangio, LW | 1927-28 |
| Brad Park, D | 1983-84 to 84-85 |
| Joe Paterson, LW | 1980-81 to 83-84 |
| George Patterson, RW | 1934-35 |
| Butch Paul, C | 1964-65 |
| Marty Pavelich, LW | 1947-48 to 56-57 |
| Jim Pavese, D | 1987-88 to 88-89 |
| Mark Pederson, LW | 1993-94 |
| Bert Peer, RW | 1939-40 |
| Brendan Perlini, LW | 2019-20 |
| Bob Perreault, G | 1958-59 |
| Jim Peters, Jr., C | 1964-65 to 67-68 |
| Jim Peters, Sr., RW | 1949-50 to 50-51; 53-54 |
| Brent Peterson, C | 1978-79 to 81-82 |
| Gord Pettinger, C | 1933-34 to 37-38 |
| Robert Picard, D | 1989-90 |
| CALVIN PICKARD, G | 2019-20 TO PRESENT |
| Alex Pirus, RW | 1979-80 |
| Rob Plumb, LW | 1977-78 to 78-79 |
| Nellie Podolsky, LW | 1948-49 |
| Bud Poile, RW | 1948-49 |
| Don Poile, C/RW | 1954-55; 57-58 |

WEARERS OF THE WINGED WHEEL

| | |
|---------------------|-------------------------|
| Dennis Polonich, RW | 1974-75 to 80-81; 82-83 |
| Poul Popiel, D | 1968-69 to 69-70 |
| Marc Potvin, LW | 1990-91 to 91-92 |
| Dean Prentice, LW | 1965-66 to 68-69 |
| Noel Price, D | 1961-62 |
| Keith Primeau, C/LW | 1990-91 to 95-96 |
| Bob Probert, LW/RW | 1985-86 to 93-94 |
| Andre Pronovost, LW | 1962-63 to 64-65 |
| Marcel Pronovost, D | 1949-50 to 64-65 |
| Metro Prystai, RW/C | 1950-51 to 57-58 |
| Matt Puempel, LW | 2018-19 |
| Teemu Pulkkinen, RW | 2013-14 to 15-16 |
| Cliff Purpur, RW | 1944-45 |
| Chris Pusey, G | 1985-86 |
| James Pushor, D | 1995-96 to 97-98 |
| Nelson Pyatt, C | 1973-74 to 74-75 |

Q

| | |
|---------------------|----------------------------------|
| Bill Quackenbush, D | 1942-43 to 48-49 |
| Kyle Quincey, D | 2005-06 to 07-08; 11-12 to 15-16 |

R

| | |
|-----------------------------|----------------------------------|
| Yves Racine, D | 1989-90 to 92-93 |
| Brian Rafalski, D | 2007-08 to 10-11 |
| Clare Raglan, D | 1950-51 |
| Mike Ramsey, D | 1994-95 to 96-97 |
| Bill Ranford, G | 1998-99 |
| MICHAEL RASMUSSEN, C | 2018-19 |
| Matt Ravlich, D | 1969-70 |
| Marc Reaume, D | 1959-60 to 60-61 |
| Billy Reay, C | 1943-44 to 44-45 |
| Mickey Redmond, RW | 1970-71 to 75-76 |
| Dutch Reibel, C | 1953-54 to 57-58 |
| Gerry Reid, C | 1948-49 |
| Leo Reise, D | 1946-47 to 51-52 |
| Dan Renouf, D | 2016-17 |
| Brad Richards, C | 2015-16 |
| Dave Richardson, LW | 1967-68 |
| Terry Richardson, G | 1973-74 to 76-77 |
| Steve Richmond, D | 1985-86 |
| Vincent Rieneau, G | 1991-92 to 93-94 |
| Dennis Riggan, G | 1959-60; 62-63 |
| Jim Riley, RW | 1926-27 |
| Bob Ritchie, LW | 1976-77 to 77-78 |
| Mattias Ritola, C | 2007-08 to 09-10 |
| Jamie Rivers, D | 2003-04 to 05-06 |
| Wayne Rivers, RW | 1961-62 |
| John Ross Roach, G | 1932-33 to 34-35 |
| Phil Roberto, RW | 1974-75 to 75-76 |
| Doug Roberts, RW | 1965-66 to 67-68; 73-74 to 74-75 |
| Earl Robertson, G | 1936-37 |
| Fred Robertson, D | 1933-34 |
| Torrie Robertson, LW | 1988-89 to 89-90 |
| Nathan Robinson, LW | 2003-04 |
| Luc Robitaille, LW | 2001-02 to 02-03 |
| Mike Robitaille, D | 1970-71 |
| Desse Roche, RW | 1934-35 |
| Earl Roche, LW | 1934-35 |
| Dave Rochefort, C | 1966-67 |
| Leon Rochefort, RW | 1971-72 to 72-73 |
| Harvey Rockburn, D | 1929-30 to 30-31 |
| Marc Rodgers, RW | 1999-00 |

| | |
|----------------------|--------------------------------|
| Stacy Roest, C | 1998-99 to 99-00 |
| Dale Rolfe, D | 1969-70 to 70-71 |
| Rollie Rossignol, LW | 1943-44; 45-46 |
| Rolly Roulston, D | 1936-37 |
| Bob Rouse, D | 1994-95 to 97-98 |
| Tom Rowe, RW | 1982-83 |
| Bernie Ruelle, LW | 1943-44 |
| Pat Rupp, G | 1963-64 |
| Robbie Russo, D | 2016-17 |
| Jimmy Rutherford, G | 1970-71; 73-74 to 80-81; 82-83 |

S

| | |
|-------------------------|---|
| Andre St. Laurent, C | 1977-78 to 78-79; 83-84 |
| Sam St. Laurent, G | 1986-87 to 89-90 |
| Rustan Salei, D | 2010-11 |
| Borje Salming, D | 1989-90 |
| Barry Salovaara, D | 1974-75 to 75-76 |
| Mikael Samuelsson, RW | 2005-06 to 09-10; 12-13 to 13-14 |
| Ulf Samuelsson, D | 1998-99 |
| Tomas Sandstrom, RW/LW | 1996-97 |
| Ed Sanford, C | 1955-56 |
| Bob Sauve, G | 1981-82 |
| Terry Sawchuk, G | 1949-50 to 54-55; 57-58 to 63-64; 68-69 |
| Kevin Schamehorn, RW | 1976-77; 79-80 |
| Mathieu Schneider, D | 2002-03 to 06-07 |
| Jim Schoenfeld, D | 1981-82 to 82-83 |
| Dwight Schofield, D | 1976-77 |
| Enio Sclisizzi, LW | 1946-47 to 49-50; 51-52 |
| Earl Seibert, D | 1944-45 to 45-46 |
| Ric Seiling, RW | 1986-87 |
| Brendan Shanahan, RW/LW | 1996-97 to 05-06 |
| Daniel Shank, RW | 1989-90 to 90-91 |
| Jeff Sharples, D | 1986-87 to 88-89 |
| Riley Sheahan, C | 2011-12 to 17-18 |
| Doug Shedden, RW | 1985-86 to 86-87 |
| Bobby Sheehan, C | 1976-77 |
| Tim Sheehy, RW | 1977-78 |
| Frank Sheppard, C | 1927-28 |
| John Sheppard, LW | 1926-27 to 27-28 |
| Ray Sheppard, RW | 1991-92 to 94-95 |
| Gord Sherritt, D | 1943-44 |
| John Sherf, LW | 1935-36 to 38-39; 43-44 |
| Jim Shires, LW | 1970-71 |
| Steve Short, D | 1978-79 |
| Gary Shuchuk, RW | 1990-91 |
| Dave Silk, RW | 1984-85 |
| Mike Sillinger, C | 1990-91 to 94-95 |
| Cully Simon, D | 1942-43 to 44-45 |
| Thain Simon, D | 1946-47 |
| Cliff Simpson, C | 1946-47 to 47-48 |
| Reg Sinclair, RW | 1952-53 |
| Darryl Sittler, C/LW | 1984-85 |
| Bjorne Skaare, C | 1978-79 |
| Glen Skov, C | 1949-50 to 54-55 |
| Jiri Slegel, D | 2001-02 |
| Al Smith, G | 1971-72 |
| Alex Smith, D | 1931-32 |
| Brad Smith, RW | 1980-81 to 84-85 |
| Brendan Smith, D | 2011-12 to 16-17 |
| Brian Smith, LW | 1957-58; 60-61 |
| Carl Smith, LW | 1943-44 |
| Derek Smith, C | 1981-82 to 82-83 |

WEARERS OF THE WINGED WHEEL

| | |
|------------------------------|---|
| Floyd Smith, RW | 1962-63 to 67-68 |
| GIVANI SMITH, RW | 2019-20 TO PRESENT |
| Greg Smith, D | 1981-82 to 85-86 |
| Nakina Dalton Smith, LW | 1943-44 |
| Normie Smith, G | 1934-35 to 38-39; 43-44 to 44-45 |
| Rick Smith, D | 1980-81 |
| Ted Snell, RW | 1974-75 |
| Harold Snepsts, D | 1985-86 to 87-88 |
| Sandy Snow, RW | 1968-69 |
| Dennis Sobchuk, C | 1979-80 |
| Ken Solheim, LW | 1982-83 |
| Bob Solinger, LW | 1959-60 |
| John Sorrell, LW | 1930-31 to 37-38 |
| Fred Speck, C | 1968-69 to 69-70 |
| Ted Speers, RW | 1985-86 |
| Irv Spencer, D/LW | 1963-64 to 65-66; 67-68 |
| Ryan Sproul, D | 2013-14; 16-17 |
| Ron Stackhouse, D | 1971-72 to 73-74 |
| Garrett Stafford, D | 2007-08 |
| Ed Stankiewicz, LW | 1953-54; 55-56 |
| Wilf Starr, C | 1933-34 to 35-36 |
| Vic Stasiuk, RW/LW | 1950-51 to 54-55; 60-61 to 62-63 |
| Ray Staszak, RW | 1985-86 |
| Frank Steele, LW | 1930-31 |
| Greg Stefan, G | 1981-82 to 89-90 |
| Pete Sternkowski, C | 1967-68 to 70-71 |
| Blair Stewart, LW | 1973-74 to 74-75 |
| Gaye Stewart, LW | 1950-51 |
| Jack Stewart, D | 1938-39 to 42-43; 45-46 to 49-50 |
| Gord Strate, D | 1956-57 to 58-59 |
| Art Stratton, C | 1963-64 |
| Ben Street, C | 2016-17 |
| Brad Stuart, D | 2007-08 to 11-12 |
| Herb Stuart, G | 1926-27 |
| Libor Sulak, D | 2018-19 |
| Barry Sullivan, RW | 1947-48 |
| Bill Sutherland, LW | 1971-72 |
| EVGENY SVECHNIKOV, RW | 2016-17 TO 17-18; 19-20 TO PRESENT |

T

| | |
|---------------------------|-------------------------|
| John Taft, D | 1978-79 |
| Jean-Guy Talbot, D | 1967-68 |
| Chris Tancil, C | 1991-92 to 92-93 |
| Eric Tangradi, LW | 2015-16 |
| Tomas Tatar, LW | 2010-11 to 17-18 |
| Billy Taylor, C | 1946-47 |
| Ted Taylor, LW | 1966-67 |
| Tim Taylor, LW | 1993-94 to 96-97 |
| Harvey Teno, G | 1938-39 |
| Larry Thibeault, LW | 1944-45 |
| Steve Thomas, RW | 2003-04 |
| Billy Thomson, RW | 1938-39; 43-44 |
| Cecil Thompson, G | 1938-39 to 39-40 |
| Errol Thompson, LW | 1977-78 to 80-81 |
| Dmytro Timashov, LW | 2019-20 to present |
| Jordin Tootoo, RW | 2012-13 to 13-14 |
| Jerry Toppazzini, RW | 1955-56 |
| Larry Trader, D | 1982-83; 84-85 |
| Percy Traub, D | 1927-28 to 28-29 |
| Dave Trottier, LW | 1938-39 |
| DOMINIC TURGEON, C | 2017-18 TO 18-19 |

| | |
|---------------|---------|
| Joe Turner, G | 1941-42 |
|---------------|---------|

U

| | |
|----------------|------------------|
| Norm Ullman, C | 1955-56 to 67-78 |
| Garry Unger, C | 1967-68 to 70-71 |

V

| | |
|------------------|------------------|
| Rogie Vachon, G | 1978-79 to 79-80 |
| Eric Vail, LW | 1981-82 |
| Thomas Vanek, RW | 2016-17; 18-19 |
| Rick Vasko, D | 1979-80 to 80-81 |
| Darren Veitch, D | 1985-86 to 87-88 |
| Pat Verbeek, RW | 1999-00 to 00-01 |
| Mike Vernon, G | 1994-95 to 96-97 |
| Dennis Vial, D | 1990-91 to 92-93 |
| Doug Volmer, RW | 1969-70 to 71-72 |
| Carl Voss, C | 1932-33 |

W

| | |
|---------------------------|----------------------------------|
| Jack Walker, LW | 1926-27 to 27-28 |
| Bob Wall, D | 1964-64 to 66-67; 71-72 |
| Jesse Wallin, D | 1999-00 to 02-03 |
| Wes Walz, C | 1995-96 |
| Aaron Ward, D | 1993-94 to 00-01 |
| Eddie Wares, RW | 1937-38 to 42-43 |
| Bryan Watson, D | 1965-66 to 66-67; 73-74 to 76-77 |
| Harry Watson, LW | 1942-43; 45-46 |
| Jim Watson, D | 1963-64 to 65-66; 67-68 to 69-70 |
| Brian Watts, LW | 1975-76 |
| Tom Webster, RW | 1970-71 to 71-72; 79-80 |
| Cooney Weiland, C | 1933-34 to 34-35 |
| Stan Weir, C | 1982-83 |
| Stephen Weiss, C | 2013-14 to 14-15 |
| Carl Wetzels, G | 1964-65 |
| Ian White, D | 2011-12 to 2012-13 |
| Bob Whitelaw, D | 1940-41 to 41-42 |
| Ray Whitney, LW | 2003-04 |
| Archie Wilder, LW | 1940-41 |
| Bob Wilkie, D | 1990-91 |
| Burr Williams, D | 1933-34; 36-37 |
| Dave "Tiger" Williams, LW | 1984-85 |
| Fred Williams, C | 1976-77 |
| Jason Williams, C | 2000-01 to 03-04; 09-10 |
| John Wilson, LW | 1949-50 to 54-55; 57-58 to 58-59 |
| Larry Wilson, C | 1949-50; 51-52 to 52-53 |
| Ross "Lefty" Wilson, G | 1953-54 |
| Rick Wilson, D | 1976-77 |
| Scott Wilson, LW | 2017-18 |
| Murray Wing, D | 1973-74 |
| Luke Witkowski, RW/D | 2017-18 to 18-19 |
| Eddie Wiseman, RW | 1932-33 to 35-36 |
| Steve Wochy, C/RW | 1944-45; 46-47 |
| Benny Woit, D | 1950-51 to 54-55 |
| Mike Wong, C | 1975-76 |
| Paul Woods, LW | 1977-78 to 83-84 |
| Jason Woolley, D | 2002-03 to 05-06 |
| Ken Wregget, G | 1999-00 |
| Larry Wright, RW-C | 1977-78 |

WEARERS OF THE WINGED WHEEL

Y

| | |
|-------------------|----------------------------------|
| Jason York, D | 1992-93 to 94-95 |
| B.J. Young, RW | 1999-00 |
| Doug Young, D | 1931-32 to 38-39 |
| Howie Young, D | 1960-61 to 62-63; 66-67 to 67-68 |
| Warren Young, LW | 1985-86 |
| Paul Ysebaert, LW | 1990-91 to 92-93 |
| Steve Yzerman, C | 1983-84 to 05-06 |

Z

| | |
|-------------------------|---------------------------|
| FILIP ZADINA, RW | 2018-19 TO PRESENT |
| Larry Zeidel, D | 1951-52 to 52-53 |
| Ed Zeniuk, D | 1954-55 |
| Henrik Zetterberg, LW/C | 2002-03 to 17-18 |
| Marek Zidlicky, D | 2014-15 |
| Rick Zombo, D | 1984-85 to 91-92 |
| Rudy Zunic, D | 1943-44 |

DETROIT RED WINGS ALL-TIME NUMBERS

NO. 1

| | |
|-----------------|----------------------------------|
| Harry Holmes | 1926-27 to 27-28 |
| Dolly Dolson | 1928-29 to 30-31 |
| Bill Beveridge | 1929-30 |
| Alex Connell | 1931-32 |
| John Ross Roach | 1932-33 to 34-35 |
| Abbie Cox | 1933-34 |
| Wilf Cude | 1933-34 |
| Norm Smith | 1934-35 to 38-39; 43-44 to 44-45 |
| Earl Robertson | 1936-37 |
| Jim Franks | 1936-37 to 37-38; 43-44 |
| Harvey Teno | 1938-39 |
| Cecil Thompson | 1938-39 to 39-40 |
| Alf Moore | 1939-40 |
| Claude Bourque | 1939-40 |
| John Mowers | 1940-41 to 42-43 |
| Joe Turner | 1941-42 |
| Connie Dior | 1943-44 to 44-45 |
| Harry Lumley | 1943-44 to 49-50 |
| Ralph Adams | 1946-47 |
| Terry Sawchuk | 1949-50 to 54-55; 57-58 to 63-64 |

(Retired Mar. 6, 1994)

| | |
|------------------|-------------------------|
| Dave Gatherum | 1953-54 |
| Lefty Wilson | 1953-54 |
| Glenn Hall | 1954-55 to 56-57 |
| Bob Perrault | 1958-59 |
| Dennis Riggan | 1959-60; 62-63 |
| Gilles Boisvert | 1959-60 |
| Hank Bassen | 1960-61 to 62-63 |
| Roger Crozier | 1964-65 to 69-70 |
| Roy Edwards | 1967-68; 72-73 to 73-74 |
| Jim Rutherford | 1970-71; 74-75 to 80-81 |
| Don McLeod | 1970-71 |
| Joe Daley | 1971-72 |
| Terry Richardson | 1973-74; 75-76 |
| Bill McKenzie | 1973-74 |
| Gilles Gilbert | 1980-81 to 82-83 |
| Corrado Micallef | 1983-84 to 85-86 |
| Glen Hanlon | 1986-87 to 90-91 |

NO. 2

| | |
|-------------------|----------------------------------|
| Clem Loughlin | 1926-27 to 27-28 |
| Percy Traub | 1928-29 |
| Harvey Rockburn | 1929-30 to 30-31 |
| Alex Smith | 1931-32 |
| Doug Young | 1932-33 to 38-39 |
| Burr Williams | 1936-37 |
| Rolly Roulston | 1936-37 |
| John Gallagher | 1936-37 |
| Jack Stewart | 1939-40 to 42-43; 45-46 to 49-50 |
| Buck Jones | 1941-42 |
| Clarence Behling | 1942-43 |
| Cully Simon | 1943-44 to 44-45 |
| Gerry Couture | 1944-45 |
| Bob Goldham | 1950-51 to 55-56 |
| Larry Hillman | 1956-57 |
| Al Arbour | 1956-57 to 57-58 |
| Pete Goegon | 1958-59 to 61-62; 65-66 |
| Jim Morrison | 1959-60 |
| Noel Price | 1961-62 |
| Jack Hendrickson | 1961-62 |
| Howie Young | 1962-63 |
| Ron Ingram | 1963-64 |
| Al Langlois | 1963-64 to 64-65 |
| Jim Watson | 1963-64 |
| Bob McCord | 1965-66 |
| Dwight Carruthers | 1965-66 |
| Warren Godfrey | 1965-66 |

| | |
|---------------------|----------------------------------|
| Gary Bergman | 1966-67 to 74-75 |
| Mike Korney | 1973-74 |
| Al McLeod | 1973-74 |
| Terry Harper | 1975-76 to 78-79 |
| Barry Long | 1979-80 |
| Rick Smith | 1980-81 |
| John Barrett | 1980-81 |
| Jim Schoenfield | 1981-82 to 82-83 |
| Larry Trader | 1984-85 |
| Barry Melrose | 1985-86 |
| Mike O'Connell | 1985-86 to 89-90 |
| Brad McCrimmon | 1990-91 to 92-93 |
| Terry Carkner | 1993-94 to 94-95 |
| Viacheslav Fetisov | 1995-96 to 97-98 |
| Ulf Samuelsson | 1998-99 |
| Jiri Fischer | 1999-00 to 02-03; 05-06 to 06-07 |
| Derian Hatcher | 2003-04 |
| Brendan Smith | 2011-12 to 2016-17 |
| JOE HICKETTS | 2017-18 TO PRESENT |

NO. 3

| | |
|-------------------|-------------------------|
| Slim Halderson | 1926-27 |
| Pete Bellefeuille | 1926-27 |
| Reg Noble | 1927-28 to 32-33 |
| Emil Hanson | 1932-33 |
| Carl Voss | 1932-33 |
| John Gallagher | 1932-33 |
| Stu Evans | 1933-34 |
| Ted Graham | 1933-34 to 34-35 |
| Bucko McDonald | 1934-35 to 38-39 |
| Jack Stewart | 1938-39 |
| Scotty Bowman | 1938-39 to 39-40 |
| Don Deacon | 1939-40 |
| Alex Motter | 1939-40 to 42-43 |
| Buck Jones | 1941-42 |
| Gordie Sherritt | 1943-44 |
| Vic Lynn | 1943-44 |
| Murray Armstrong | 1943-44 to 45-46 |
| Bill Quackenbush | 1946-47 to 48-49 |
| Clare Martin | 1949-50 to 50-51 |
| Ben Woit | 1951-52 |
| Marcel Pronovost | 1952-53 to 64-65 |
| Bill Mitchell | 1963-64 |
| Gary Bergman | 1965-66 |
| Bert Marshall | 1965-66 to 66-67 |
| Bob McCord | 1967-68 |
| Jean Guy Talbot | 1967-68 |
| Warren Godfrey | 1967-68 |
| Bob Falkenberg | 1967-68 to 68-69; 71-72 |
| Paul Popeil | 1968-69 to 69-70 |
| Jim Watson | 1969-70 |
| Gerry Hart | 1969-70 |
| Dale Rolfe | 1970-71 |
| Jim Niekamp | 1971-72 |
| Larry Johnston | 1971-72 to 73-74 |
| Murray Wing | 1973-74 |
| Jack Lynch | 1974-75 |
| Jim Nahrgang | 1974-75; 76-77 |
| Larry Giroux | 1975-76 to 76-77 |
| Perry Miller | 1977-78 to 80-81 |
| Rick Vasko | 1979-80 |
| John Barrett | 1981-82 to 85-86 |
| Steve Chiasson | 1986-87 to 93-94 |
| Bob Rouse | 1994-95 to 97-98 |
| Doug Houda | 1998-99 |
| Jesse Wallin | 1999-00 to 02-03 |
| Andreas Lilja | 2005-06 to 09-10 |
| Kent Huskins | 2012-13 |
| Nick Jensen | 2016-17 to 18-19 |

DETROIT RED WINGS ALL-TIME NUMBERS

ALEX BIEGA 2019-20 TO PRESENT

NO. 4

| | |
|---------------------|------------------|
| Harry Meeking | 1926-27 |
| Archie Briden | 1926-27 |
| George Hay | 1927-28 to 30-31 |
| Herb Lewis | 1931-32 to 38-39 |
| John Sorrell | 1937-38 |
| Gus Giesebrecht | 1939-40 |
| Sid Abel | 1939-40 |
| Jim Orlando | 1940-41 to 42-43 |
| Harold Jackson | 1943-44 to 46-47 |
| Jim McFadden | 1946-47 |
| Doug McCaig | 1947-48 to 48-49 |
| Al Dewsbury | 1947-48 |
| Leonard "Red" Kelly | 1948-49 to 59-60 |

(Retired Feb. 1, 2019)

| | |
|-----------------|----------------------------------|
| Marv Reaume | 1959-60 to 60-61 |
| Howie Young | 1960-61 |
| Bill Gadsby | 1961-62 to 65-66 |
| Ron Harris | 1963-64 |
| Bob Wall | 1964-65 |
| Leo Boivin | 1966-67 |
| Howie Young | 1967-68 |
| Bob Baun | 1968-69 to 70-71 |
| Larry Brown | 1970-71 |
| Arnie Brown | 1970-71 to 71-72 |
| Thommie Bergman | 1972-73 to 74-75; 77-78 to 79-80 |
| Bart Crashley | 1974-75 |
| Rick Lapointe | 1975-76 to 76-77 |
| Terry Murray | 1976-77 |
| Larry Giroux | 1977-78 |
| John Hilworth | 1977-78 |
| Rick Vasko | 1977-78, 80-81 |
| Tom Bladon | 1980-81 |
| Rejean Cloutier | 1981-82 |
| Colin Campbell | 1982-83 to 84-85 |
| Tim Friday | 1985-86 |
| Jim Leavins | 1985-86 |
| Jeff Sharples | 1986-87 |
| Rick Zombo | 1986-87 to 91-92 |
| Bob McGill | 1991-92 |
| Mark Howe | 1992-93 to 94-95 |
| Jamie Pushor | 1995-96 to 97-98 |
| Uwe Krupp | 1998-99 to 01-02 |
| Jamie Rivers | 2003-04 to 05-06 |
| Cory Cross | 2005-06 |
| Kyle Quincey | 2007-08 |
| Jakub Kindl | 2010-11 to 15-16 |

NO. 5

| | |
|----------------------|------------------|
| Frank Frederickson | 1926-27 |
| Duke Keats | 1926-27 to 27-28 |
| Gord Fraser | 1927-28 to 28-29 |
| Bill Brydget | 1928-29 |
| Bob Connors | 1929-30 |
| Ebbie Goodfellow | 1930-31 to 42-43 |
| Pete Bessone | 1937-38 |
| John Doran | 1937-38 |
| Jim Orlando | 1937-38 |
| Buck Jones | 1938-39; 41-42 |
| Eddie Bush | 1941-42 |
| Doug McCaig | 1941-42 |
| Clarence Behling | 1942-43 |
| Hal Jackson | 1942-43 |
| Pat Egan | 1943-44 |
| Bill "Flash" Hollett | 1943-44 to 45-46 |
| Hugh Millar | 1946-47 |
| Al Dewsbury | 1946-47 |

| | |
|------------------|------------------|
| Leo Reise | 1946-47 to 51-52 |
| Ben Woit | 1952-53 to 54-55 |
| Warren Godfrey | 1955-56 to 61-62 |
| Al Arbour | 1955-56 |
| Rich Healey | 1960-61 |
| Doug Barkley | 1962-63 to 65-66 |
| John Misuk | 1963-64 |
| Bob Wall | 1966-67 |
| Doug Harvey | 1966-67 |
| Bob Falkenberg | 1966-67 |
| Bert Marshall | 1967-68 |
| Kent Douglas | 1967-68 to 68-69 |
| Carl Brewer | 1969-70 |
| Serje Lajeunesse | 1970-71 |
| Marcel Dionne | 1971-72 to 73-74 |
| Jean Hamel | 1974-75 to 80-81 |
| Greg Smith | 1981-82 to 85-86 |
| Darren Veitch | 1985-86 to 87-88 |
| John Mokosak | 1988-89 |
| Dean Morton | 1989-90 |
| Peter Dineen | 1989-90 |
| Chris McRae | 1989-90 |
| Rick Green | 1990-91 |
| Nicklas Lidstrom | 1991-92 to 11-12 |

(Retired Mar. 6, 2014)

NO. 6

| | |
|----------------|------------------|
| Jack Walker | 1926-27 to 27-28 |
| Larry Aurie | 1928-29 to 38-39 |
| Cumming Burton | 1957-58 to 58-59 |

NO. 7

| | |
|-------------------|------------------|
| Russ Oatman | 1926-27 |
| Stan Brown | 1927-28 |
| Pete Palangio | 1927-28 |
| Jim Herberts | 1928-29 |
| Herb Lewis | 1929-30 to 30-31 |
| Hec Kilrea | 1931-32 |
| Art Gagne | 1931-32 |
| Leroy Goldsworthy | 1932-33 |
| George Hay | 1932-33 |
| Carl Voss | 1933-34 |
| Cooney Weiland | 1933-34 to 34-35 |
| Marty Barry | 1935-36 to 38-39 |
| Alex Motter | 1939-40 |
| Don Deacon | 1939-40 |
| Sid Abel | 1939-40 |
| Ken Kilrea | 1940-41 |
| Carl Liscombe | 1940-41 to 45-46 |
| Ted Lindsay | 1946-47 to 56-57 |

(Retired Nov. 10, 1991)

| | |
|-----------------|------------------|
| Billy Dea | 1957-58 |
| Hec Lalande | 1957-58 |
| Murray Oliver | 1957-58 |
| Brian Kilrea | 1957-58 |
| Norm Ullman | 1958-59 to 67-68 |
| Garry Unger | 1968-69 to 70-71 |
| Red Berenson | 1970-71 to 74-75 |
| Dave Kryskow | 1974-75 |
| Dan Maloney | 1975-76 to 77-78 |
| Willie Huber | 1978-79 to 82-83 |
| Joe Paterson | 1983-84 |
| Milan Chalupa | 1984-85 |
| Mike McEwen | 1985-86 |
| Steve Richmond | 1985-86 |
| Eddie Johnstone | 1986-87 |
| Doug Halward | 1986-87 to 88-89 |
| Brent Fedyk | 1988-89 |
| Tony McKegney | 1989-90 |

DETROIT RED WINGS ALL-TIME NUMBERS

| | |
|---------------|---------|
| Robert Picard | 1989-90 |
| Tom Bissett | 1990-91 |

NO. 8

| | |
|-------------------|-------------------------|
| Art Duncan | 1926-27 |
| Carson Cooper | 1927-28 to 29-30 |
| Stu Evans | 1930-31 |
| Danny Cox | 1931-32 |
| Eddie Wiseman | 1932-33 to 34-35 |
| Yip Foster | 1934-35 |
| Syd Howe | 1934-35 to 45-46 |
| Don Deacon | 1936-37 |
| Billy Rea | 1944-45 |
| Cliff Purpur | 1944-45 |
| Pat Lundy | 1945-46 to 48-49 |
| George Gee | 1948-49 to 50-51 |
| Tony Leswick | 1951-52 to 54-55 |
| Dutch Reibel | 1955-56 to 57-58 |
| John Wilson | 1957-58 to 58-59 |
| Barry Cullen | 1959-60 |
| Murray Oliver | 1960-61 |
| Leo Labine | 1960-61 to 61-62 |
| Forbes Kennedy | 1961-62 |
| Lowell MacDonald | 1961-62 to 63-64 |
| Floyd Smith | 1962-63 |
| Art Stratton | 1963-64 |
| Claude Laforce | 1963-64 |
| Pat Martin | 1963-64 to 64-65 |
| Val Fonteyne | 1966-67 |
| Gary Jarrett | 1966-67 to 67-68 |
| Bart Crashley | 1968-69 |
| Rick McCann | 1968-69 to 69-70 |
| Rene Leclerc | 1968-69 |
| Fred Speck | 1969-70 |
| Tom Webster | 1970-71 |
| Bill Sutherland | 1971-72 |
| Dan Johnson | 1971-72 |
| Guy Charron | 1972-73 to 74-75 |
| Ted Snell | 1974-75 |
| Brian McCutcheon | 1974-75 |
| Dennis Polonich | 1975-76 to 80-81; 82-83 |
| Claude Loiselle | 1981-82 |
| Joe Paterson | 1982-83 |
| Tom Rowe | 1982-83 |
| Ted Nolan | 1983-84 |
| Dave Silk | 1984-85 |
| Ray Staszak | 1985-86 |
| Mark Lamb | 1986-87 |
| Jim Niell | 1987-88 to 89-90 |
| Bobby Dolas | 1990-91 to 91-92 |
| Gord Kruppke | 1992-93 |
| Steve Konroyd | 1993-94 |
| Aaron Ward | 1994-95 |
| Igor Larionov | 1995-96 to 02-03 |
| Jiri Fischer | 2003-04 |
| Matt Ellis | 2006-07 to 07-08 |
| Justin Abdelkader | 2007-08 to 19-20 |

NO. 9

| | |
|---------------|------------------|
| John Sheppard | 1926-27 to 27-28 |
| Herb Lewis | 1928-29 |
| Harold Hicks | 1929-30 |
| Roland Matte | 1929-30 |
| Bert McInenly | 1930-31 to 31-32 |
| Frank Carson | 1931-32 to 33-34 |
| Tom Anderson | 1934-35 |
| Ed Wiseman | 1934-35 |
| Wally Kilrea | 1935-36 to 36-37 |
| Pete Kelly | 1937-38 |

| | |
|----------------|------------------|
| Mud Bruneteau | 1937-38 to 45-46 |
| John Sorrell | 1937-38 |
| Joe Lamb | 1937-38 |
| John Sherf | 1938-39 |
| Connie Brown | 1938-39 |
| Ken Kilrea | 1938-39 |
| Ed Bruneteau | 1943-44 |
| Billy Thompson | 1943-44 |
| Sid Abel | 1945-46 |
| Roy Conacher | 1946-47 |
| Gordie Howe | 1947-48 to 70-71 |

(Retired Mar. 12, 1972)

NO. 10

| | |
|---------------------|------------------|
| Frank Foyston | 1926-27 to 27-28 |
| Frank Sheppard | 1927-28 |
| Bob Connors | 1928-29 |
| Ebbie Goodfellow | 1929-30 |
| Carson Cooper | 1930-31 to 31-32 |
| John Sorrell | 1932-33 to 37-38 |
| Clarence Drouillard | 1937-38 |
| Carl Liscombe | 1937-38 to 39-40 |
| Don Grosso | 1939-40 to 44-45 |
| Bill Jennings | 1943-44 |
| Billy Reay | 1943-44 to 44-45 |
| Cliff Purpur | 1944-45 |
| Steve Wochy | 1944-45 |
| Fern Gauthier | 1945-46 to 47-48 |
| Gerry Brown | 1945-46 |
| Gerry Couture | 1946-47 to 47-48 |
| Max McNab | 1948-49 |
| Ed Bruneteau | 1948-49 |
| Jim Peters | 1949-50 to 50-51 |
| Metro Prystai | 1951-52 to 54-55 |
| Alex Delvecchio | 1954-55 to 73-74 |

(Retired Nov. 10, 1991)

| | |
|-----------------|------------------|
| Dale McCourt | 1977-78 to 81-82 |
| Mark Lofthouse | 1981-82 |
| Claude Loiselle | 1982-83 |
| Ron Duguay | 1983-84 to 85-86 |
| Joe Murphy | 1986-87 to 89-90 |
| Jimmy Carson | 1989-90 to 91-92 |

NO. 11

| | |
|----------------|-------------------------|
| Hobie Kitchen | 1926-27 |
| Jim Riley | 1926-27 |
| Bernie Brophy | 1928-29 to 29-30 |
| Jim Herberts | 1929-30 |
| Tom Filmore | 1930-31 to 31-32 |
| Frank Steele | 1930-31 |
| Art Gagne | 1931-32 |
| Hap Emms | 1931-32 to 33-34 |
| Gord Pettinger | 1934-35 to 37-38 |
| Earl Roche | 1934-35 |
| Scotty Bowman | 1934-35 |
| Wally Kilrea | 1934-35 |
| Red Beattie | 1937-38 |
| Ken Doraty | 1937-38 |
| Eddie Wares | 1937-38 to 42-43 |
| Billy Thompson | 1938-39 |
| Sid Abel | 1939-40 |
| Adam Brown | 1943-44; 45-46 to 46-47 |
| Jud McAtee | 1944-45 |
| Byron McDonald | 1944-45 |
| Pete Horeck | 1946-47 to 48-49 |
| Barry Sullivan | 1947-48 |
| Max McNab | 1949-50 |
| Gaye Stewart | 1950-51 |
| Marty Pavelich | 1951-52 to 56-57 |

DETROIT RED WINGS ALL-TIME NUMBERS

| | | | |
|---------------------|----------------------------------|-----------------|------------------|
| John Wilson | 1957-58 | Tom Miller | 1970-71 |
| Nick Mickoski | 1957-58 to 58-59 | Ab McDonald | 1971-72 |
| Gary Aldcorn | 1959-60 to 60-61 | Henry Boucha | 1971-72 |
| Vic Stasiuk | 1960-61 to 62-63 | Randy Manery | 1971-72 |
| Warren Godfrey | 1963-64 | Bob Cook | 1972-73 |
| Irv Spencer | 1963-64 to 64-65 | Garnet Bailey | 1972-73 to 73-74 |
| Lowell MacDonald | 1964-65 | Dan Gruen | 1973-74 |
| John MacMillan | 1964-65 | Marcel Dionne | 1974-75 |
| Bob Dillabough | 1964-65 | Bryan Hextall | 1975-76 |
| Jim Watson | 1964-65 | J.P. Leblanc | 1975-76 to 77-78 |
| Val Fonteyne | 1964-65 to 65-66 | Fern Leblanc | 1977-78 |
| Pete Mahovich | 1966-67; 68-69 | Errol Thompson | 1977-78 to 80-81 |
| Jim Peters Jr. | 1966-67 to 67-68 | Brent Peterson | 1980-81 to 81-82 |
| Gerry Abel | 1966-67 | Tom Rowe | 1982-83 |
| Gary Monahan | 1969-70 | Ivan Boldirev | 1982-83 to 84-85 |
| Gary Croteau | 1969-70 | Adam Oates | 1985-86 |
| Hank Monteith | 1969-70 to 70-71 | Billy Carroll | 1985-86 to 86-87 |
| Don Luce | 1970-71 | Adam Graves | 1987-88 to 89-90 |
| Leon Rochefort | 1971-72 to 72-73 | Sheldon Kennedy | 1989-90 to 90-91 |
| Brian Lavender | 1972-73 | Jimmy Carson | 1991-92 to 92-93 |
| Len Fontaine | 1973-74 | Mike Sillinger | 1993-94 to 94-95 |
| Chris Evans | 1973-74 | Bob Errey | 1994-95 to 96-97 |
| Hank Nowak | 1974-75 | | |
| Walt McKechnie | 1974-75 to 76-77; 81-82 to 82-83 | | |
| Rick Bowness | 1977-78 | | |
| John Taft | 1978-79 | | |
| Lorry Gloeckner | 1978-79 | | |
| Pete Mahovich | 1979-80 to 80-81 | | |
| Murray Craven | 1983-84 | | |
| Blake Dunlop | 1983-84 | | |
| Brad Smith | 1984-85 | | |
| Rick Zombo | 1984-85 | | |
| Ted Speers | 1985-86 | | |
| Shawn Burr | 1984-85 to 94-95 | | |
| Mathieu Dandenault | 1995-96 to 03-04 | | |
| Dan Cleary | 2005-06 to 12-13; 14-15 | | |
| Daniel Alfredsson | 2013-14 | | |
| FILIP ZADINA | 2018-19 TO PRESENT | | |

NO. 13

| | |
|-------------------|------------------|
| Harold Hart | 1926-27 |
| Vyacheslav Kozlov | 1991-92 to 00-01 |
| Pavel Datsyuk | 2001-02 to 15-16 |

NO. 14

| | |
|-----------------|------------------|
| Herb Stuart | 1926-27 |
| Percy Traub | 1927-28 |
| Frank Daley | 1928-29 |
| Rusty Hughes | 1929-30 |
| Stan McCabe | 1930-31 |
| Doug Young | 1931-32 |
| Stu Evans | 1932-33 |
| Fred Robertson | 1933-34 |
| Lloyd Gross | 1933-34 |
| Gus Marker | 1933-34 |
| Desse Roche | 1934-35 |
| Lorne Duguid | 1934-35 |
| Wilf Starr | 1935-36 |
| Mud Bruneteau | 1935-36 to 37-38 |
| Hal Mackie | 1936-37 to 37-38 |
| Alex Mottler | 1937-38 to 38-39 |
| Sid Abel | 1938-39 |
| Gus Giesebrecht | 1939-40 to 41-42 |
| Ken Kilrea | 1939-40 |
| Joe Fisher | 1939-40 |
| Gerry Brown | 1941-42 |
| Joe Carveth | 1942-43 |
| Bernie Ruelle | 1943-44 |
| Bill Jennings | 1943-44 |
| Ted Lindsay | 1944-45 to 46-47 |
| Bep Guidolin | 1947-48 to 48-49 |
| Bud Poile | 1948-49 |
| Pete Babando | 1949-50 |
| Metro Prystai | 1950-51 |
| Glen Skov | 1950-51 to 51-52 |
| Reg Sinclair | 1952-53 |
| Dutch Reibel | 1953-54 to 54-55 |
| Real Chevriřils | 1955-56 |
| Lorne Ferguson | 1955-56 to 57-58 |
| Jack McIntyre | 1957-58 to 58-59 |
| Claude Laforce | 1958-59 |
| Gerry Melnyk | 1959-60 to 60-61 |
| Ed Litzenberger | 1961-62 |
| Len Lunde | 1961-62 |
| Bill McNeill | 1962-63 |

NO. 12

| | |
|-------------------|----------------------------------|
| Fred Gordon | 1926-27 |
| Larry Aurie | 1927-28 |
| Pete Bellefeuille | 1928-29 |
| Red Green | 1928-29 |
| Jim Herberts | 1929-30 |
| Stan McCabe | 1929-30 |
| John Sorrell | 1930-31 to 31-32 |
| Walt Buswell | 1932-33 to 34-35 |
| Hec Kilrea | 1935-36 to 39-40 |
| Byron McDonald | 1939-40 |
| Sid Abel | 1940-41 to 42-43; 46-47 to 51-52 |
| | (Retired Apr. 29, 1995) |
| Joe Carveth | 1943-44 to 45-46 |
| Glen Skov | 1952-53 to 54-55 |
| Ed Sanford | 1955-56 |
| Metro Prystai | 1955-56 to 57-58 |
| Bill Dineen | 1957-58 |
| Tony Leswick | 1957-58 |
| Dunc Fisher | 1958-59 |
| Gene Achymichuk | 1958-59 |
| Stu McNeill | 1958-59 |
| Chuck Holmes | 1958-59 |
| Val Fonteyne | 1959-60 to 61-62 |
| Alex Faulkner | 1962-63 to 63-64 |
| Pit Martin | 1963-64 |
| John MacMillan | 1963-64 |
| Bob Dillabough | 1963-64 |
| Ron Murphy | 1964-65 to 65-66 |
| Bruce MacGregor | 1965-66 to 70-71 |

DETROIT RED WINGS ALL-TIME NUMBERS

| | |
|---------------------|---------------------------|
| Larry Jeffrey | 1962-63 to 64-65 |
| Butch Paul | 1964-65 |
| Billy Harris | 1965-66 |
| Parker MacDonald | 1965-66 to 66-67 |
| Murray Hall | 1966-67 |
| Doug Roberts | 1966-67 to 67-68 |
| Real Lemieux | 1966-67 |
| Craig Cameron | 1966-67 |
| Gary Marsh | 1967-68 |
| Nick Libett | 1967-68 to 78-79 |
| Dennis Sobchuk | 1979-80 |
| Alex Pirus | 1979-80 |
| Mike Blaisdell | 1980-81 |
| Mal Davis | 1980-81 |
| Don Murdoch | 1981-82 |
| Stan Weir | 1982-83 |
| Lane Lambert | 1983-84 to 85-86 |
| Doug Shedd | 1985-86 to 86-87 |
| Brent Ashton | 1986-87 to 87-88 |
| Miroslav Frycer | 1988-89 |
| Randy McKay | 1988-89 |
| Torrie Robertson | 1988-89 to 89-90 |
| Brent Fedyk | 1990-91 to 91-92 |
| Jim Hiller | 1992-93 |
| Andrew McKim | 1994-95 |
| Aaron Ward | 1996-97 |
| Brendan Shanahan | 1996-97 to 05-06 |
| Derek Meech | 2007-08 to 09-10 |
| Gustav Nyquist | 2011-12 to 18-19 |
| ROBBY FABBRI | 2019-20 TO PRESENT |

NO. 15

| | |
|---------------------|-------------------------|
| Jack Arbour | 1926-27 |
| Frank Sheppard | 1927-28 |
| Pete Bellefeuille | 1929-30 |
| Roland Matte | 1929-30 |
| Jim Creighton | 1930-31 to 31-32 |
| John Newman | 1930-31 |
| Hec Kilrea | 1931-32 |
| Gus Marken | 1932-33 |
| Ron Moffatt | 1932-33 |
| Gord Pettinger | 1933-34 |
| Gene Carrigan | 1933-34 |
| George Patterson | 1934-35 |
| Lloyd Gross | 1934-35 |
| Wilf Starr | 1934-35 |
| Pete Kelly | 1935-36 to 36-37 |
| John Sherf | 1937-38 to 38-39 |
| Clarence Drouillard | 1937-38 |
| Carl Liscombe | 1937-38 |
| Ron Hudson | 1937-38 |
| Don Deacon | 1938-39 |
| Dave Trottier | 1938-39 |
| Phil Besler | 1938-39 |
| Eddie Bush | 1938-39 |
| Buck Jones | 1938-39 |
| Jack Keating | 1939-40 |
| Connie Brown | 1939-40, 41-42 |
| Archie Wilder | 1940-41 |
| Ed Bruneteau | 1940-41; 44-45 to 47-48 |
| Ken Kilrea | 1941-42; 42-43 |
| Bill Quackenbush | 1942-43 |
| Cully Simon | 1942-43 |
| Frank Bennett | 1943-44 |
| Dalton Smith | 1943-44 |
| Billy Reay | 1943-44 |
| Lude Check | 1943-44 |
| Larry Thibeault | 1944-45 |
| Enio Scisizzi | 1947-48 |

| | |
|-----------------|------------------|
| Fern Gauthier | 1948-49 |
| Nelson Podolsky | 1948-49 |
| Marty Pavelich | 1949-50 to 50-51 |
| Larry Wilson | 1951-52 |
| Alex Delvecchio | 1951-52 to 54-55 |
| Lorne Davis | 1954-55 |
| Larry Hillman | 1954-55 to 55-56 |
| Billy Dea | 1956-57 to 57-58 |
| Metro Prystai | 1957-58 |
| Dennis Olson | 1957-58 |
| Don Poile | 1957-58 |
| Billy McNeill | 1958-59 to 59-60 |
| Jack McIntyre | 1959-60 |
| Howie Glover | 1960-61 to 61-62 |
| Charlie Holmes | 1961-62 |
| Wayne Rivers | 1961-62 |
| Pit Martin | 1961-62 |
| Allan Johnson | 1962-63 |
| Andre Pronovost | 1962-63 to 63-64 |
| Ted Lindsay | 1964-65 |
| Irv Spencer | 1965-66 |
| Gary Jarrett | 1966-67 |
| Ray Cullen | 1966-67 |
| Bart Crashley | 1967-68 |
| Galen Head | 1967-68 |
| Ron Anderson | 1968-69 |
| Fred Speck | 1968-69 |
| Sandy Snow | 1968-69 |
| Hank Monteith | 1968-69 to 69-70 |
| Al Karlander | 1969-70 to 72-73 |
| Rene Leclerc | 1970-71 |
| Robbie Ftorek | 1973-74 |
| Bill Hogaboam | 1973-74 to 75-76 |
| Brian Watts | 1975-76 |
| Fred Williams | 1976-77 |
| Paul Woods | 1977-78 to 83-84 |
| Claude Loiselle | 1984-85 |
| Chris Cichocki | 1985-86 to 86-87 |
| Mel Bridgman | 1986-87 to 87-88 |
| Paul MacLean | 1988-89 |
| Brent Fedyk | 1989-90 |
| Johan Garpenlov | 1990-91 to 91-92 |
| Sheldon Kennedy | 1992-93 to 93-94 |
| Mike Ramsey | 1995-96 |
| Tomas Holmstrom | 1996-97 to 97-98 |
| Dmitri Mironov | 1997-98 |
| Todd Gill | 1998-99 |
| Yan Golubovskiy | 1999-00 |
| Pat Verbeek | 1999-00 to 00-01 |
| Ladislav Kohn | 2001-02 |
| Jason Woolley | 2002-03 to 03-04 |
| Josh Langfield | 2006-07 |
| Riley Sheahan | 2011-12 to 17-18 |
| Dmytro Timashov | 2019-20 |

NO. 16

| | |
|-------------------|------------------|
| Harold Hicks | 1930-31 |
| Leroy Goldsworthy | 1930-31 |
| Emil Hanson | 1932-33 |
| Carl Voss | 1932-33 |
| Gus Marker | 1933-34 |
| Harry Foster | 1933-34 |
| Wilf Starr | 1933-34 |
| Ron Moffatt | 1933-34 |
| Yank Boyd | 1934-35 |
| Scotty Bowman | 1935-36 to 38-39 |
| John Gallagher | 1936-37 |
| Rollie Roulston | 1936-37 to 37-38 |
| Buck Jones | 1938-39 |

DETROIT RED WINGS ALL-TIME NUMBERS

| | | | |
|-----------------------|------------------|------------------|------------------|
| Jack Stewart | 1938-39 | Bob Whitelaw | 1941-42 |
| Jim Orlando | 1939-40 | Harry Watson | 1942-43 |
| Les Douglas | 1940-41 | John Sherf | 1943-44 |
| Clarence Behling | 1940-41 | Frank Kane | 1943-44 |
| Bill Jennings | 1940-41 to 42-43 | Jud McAtee | 1943-44 |
| Joe Fisher | 1941-42 to 42-43 | Ken Kilrea | 1943-44 |
| Adam Brown | 1941-42 to 42-43 | Hy Buller | 1943-44 |
| Connie Brown | 1942-43 | Tony Bukovich | 1943-44 |
| Bill Quackenbush | 1943-44 to 45-46 | Billy Thompson | 1943-44 |
| Rollie Rossignol | 1943-44 | Steve Wochy | 1944-45 |
| Steve Wochy | 1946-47 | Earl Siebert | 1944-45 to 45-46 |
| Gerry Couture | 1946-47 | Doug McCaig | 1945-46 |
| Lloyd Doran | 1946-47 | Gordie Howe | 1946-47 to 47-48 |
| Calum MacKay | 1946-47 | Don Morrison | 1947-48 to 48-49 |
| Jim McFadden | 1947-48 to 50-51 | Pat Lundy | 1948-49 |
| John Wilson | 1951-52 to 54-55 | Fred Glover | 1949-50; 51-52 |
| Fred Glover | 1951-52 | Joe Carveth | 1949-50 to 50-51 |
| Enio Scisizzi | 1951-52 | Metro Prystai | 1950-51 |
| Norm Ullman | 1955-56 to 57-58 | Alex Delvecchio | 1950-51 |
| Jack Hendrickson | 1958-59 | John Wilson | 1951-52 |
| Jake McIntyre | 1958-59 to 59-60 | Red Almas | 1952-53 |
| Brian Smith | 1959-60 to 60-61 | Larry Wilson | 1952-53 |
| Claude Laforce | 1960-61 | Marcel Bonin | 1952-53 to 53-54 |
| Ed Diachuk | 1960-61 | Bill Dineen | 1953-54 to 56-57 |
| Bruce MacGregor | 1960-61 to 65-66 | Forbes Kennedy | 1957-58 to 59-60 |
| Bob Wall | 1965-66 | Murray Oliver | 1959-60 |
| Ted Hampson | 1966-67 to 67-68 | Allan Johnson | 1960-61 |
| Garry Unger | 1967-68 | Claude Laforce | 1961-62 |
| Ron Harris | 1968-69 to 71-72 | Bo Elik | 1962-63 |
| Henry Boucha | 1972-73 to 73-74 | Roger Lafreniere | 1962-63 |
| Earl Anderson | 1974-75 | Floyd Smith | 1962-63 to 67-68 |
| Michel Bergeron | 1974-75 to 77-78 | Ted Hampson | 1964-65 |
| Andre St. Laurent | 1977-78 to 78-79 | Wayne Connelly | 1968-69 to 70-71 |
| Tom Webster | 1979-80 | Tim Ecclestone | 1970-71 to 73-74 |
| Rejean Cloutier | 1979-80 | Pierre Jarry | 1973-74 to 74-75 |
| Jody Gage | 1980-81 | Brian Murphy | 1974-75 |
| Mark Kirtton | 1981-82 to 82-83 | Ken Mann | 1975-76 |
| Bobby Francis | 1982-83 | Bobby Sheehan | 1976-77 |
| Kelly Kisio | 1982-83 to 85-86 | Steve Coates | 1976-77 |
| Ric Seiling | 1986-87 | Al McDonough | 1977-78 |
| John Chabot | 1987-88 to 90-91 | Dave Hanson | 1978-79 |
| Vladimir Konstantinov | 1991-92 to 96-97 | Rob Plumb | 1978-79 |

NO. 17

| | | | |
|--------------------|------------------|---------------------|---------------------------|
| Frank Frederickson | 1930-31 | Mike Foligno | 1979-80 to 81-82 |
| Leroy Goldsworthy | 1932-33 | Jody Gage | 1981-82 |
| Ron Moffatt | 1933-34 to 34-35 | Mark Lofthouse | 1982-83 |
| Burr Williams | 1933-34 | Bob Crawford | 1982-83 |
| Gene Carrigan | 1933-34 | Brad Smith | 1982-83 |
| Ed Wiseman | 1935-36 | Ed Johnstone | 1983-84 |
| Wally Kilrea | 1935-36, 37-38 | Gerald Gallant | 1984-85 to 92-93 |
| Art Giroux | 1935-36 | Doug Brown | 1994-95 to 00-01 |
| John Sherf | 1935-36 | Brett Hull | 2001-02 to 03-04 |
| Don Deacon | 1936-37 | Brad Norton | 2006-07 |
| Hal Mackie | 1936-37 | Kyle Calder | 2006-07 |
| John Gallagher | 1936-37 | Dallas Drake | 2007-08 |
| Jim Orlando | 1936-37 to 37-38 | Patrick Eaves | 2009-10 to 13-14 |
| Carl Liscombe | 1937-38 | David Legwand | 2013-14 |
| Ron Hudson | 1937-38 | Dan Cleary | 2014-15 |
| Pete Bessone | 1937-38 | Brad Richards | 2015-16 |
| Ken Doraty | 1937-38 | David Booth | 2017-18 |
| John Doran | 1937-38 | FILIP HRONEK | 2018-19 TO PRESENT |
| John Sorrell | 1937-38 | | |
| Mud Bruneteau | 1937-38 | | |
| Charlie Conacher | 1938-39 | | |
| Cecil Dillion | 1939-40 | | |
| Bert Peer | 1939-40 | | |
| Joe Carveth | 1940-41 to 41-42 | | |
| Joe Fisher | 1940-41 | | |

NO. 18

| | |
|-----------------|----------------|
| Bob Davis | 1932-33 |
| Ron Moffatt | 1933-34 |
| Rollie Roulston | 1935-36 |
| John Sherf | 1936-37 |
| Charlie Mason | 1938-39 |
| Jack Stewart | 1938-39 |
| Connie Brown | 1938-39; 40-41 |

DETROIT RED WINGS ALL-TIME NUMBERS

| | | | |
|--------------------|-------------------------|--------------------|-------------------------|
| Pete Kelly | 1938-39 | Kirk Maltby | 1995-96 to 09-10 |
| Don Grosso | 1939-40 | Ian White | 2011-12 to 12-13 |
| Hec Kilrea | 1939-40 | Joakim Andersson | 2013-14 to 15-16 |
| Dutch Hiller | 1941-42 | Robbie Russo | 2016-17 |
| Pat McReavy | 1941-42 | | |
| Doug McCaig | 1941-42 | | |
| Cully Simon | 1942-43 | NO. 19 | |
| John Holota | 1942-43; 45-46 | Jack Stewart | 1938-39 |
| Les Douglas | 1942-43 | Sid Abel | 1938-39 |
| Jud McAtee | 1942-43 | Gus Giesebrecht | 1938-39 |
| Bernie Ruelle | 1943-44 | Ron Hudson | 1939-40 |
| Ed Bruneteau | 1943-44 to 44-45 | Art Herchenratter | 1940-41 |
| Hy Butler | 1943-44 | Hal Jackson | 1940-41 |
| Gerry Brown | 1945-46 | Harry Watson | 1945-46 |
| Rollie Rossignol | 1945-46 | Cliff Simpson | 1946-47 |
| Jim Conacher | 1945-46 to 48-49 | Les Douglas | 1946-47 |
| Doug Baldwin | 1946-47 | Tony Licari | 1946-47 |
| Gerry Couture | 1948-49 to 50-51 | Hugh Millar | 1946-47 |
| Marcel Pronovost | 1951-52 | Max McNab | 1947-48 |
| Larry Ziedel | 1952-53 | Marty Pavelich | 1947-48 to 48-49 |
| Bill Folk | 1952-53 | Steve Black | 1949-50 to 50-51 |
| Jim Hay | 1952-53; 54-55 | Vic Stasiuk | 1950-51; 52-53 to 54-55 |
| Al Arbour | 1953-54 | Larry Ziedel | 1951-52 to 52-53 |
| Ed Zeniuk | 1954-55 | Bill Folk | 1951-52 |
| Keith Allen | 1954-55 | Larry Jankowski | 1952-53 |
| Bucky Hollingworth | 1955-56 to 56-57 | Steve Hrvrnak | 1952-53 |
| Dale Anderson | 1956-57 | Keith Allen | 1953-54 |
| Gord Strate | 1957-58 | Don Poile | 1954-55 |
| Pete Goegon | 1957-58; 62-63 to 64-65 | Jerry Toppazini | 1955-56 |
| Gus Morton | 1958-59 | Murray Costello | 1955-56 to 56-57 |
| Jim Morrison | 1959-60 | Billy McNeill | 1956-57; 63-64 |
| Lloyd Haddon | 1959-60 | Tom McCarthy | 1957-58 to 58-59 |
| Gerry Odrowski | 1960-61 to 61-62 | Brian Smith | 1957-58 |
| Ron Harris | 1962-63 | Dave Amadio | 1957-58 |
| Dave Lucas | 1962-63 | Bucky Hollingworth | 1957-58 |
| Ian Cushman | 1963-64 | Gerry Ehman | 1958-59 |
| John Miszuk | 1963-64 | Gord Strate | 1958-59 |
| Gary Bergman | 1964-65 | Lou Marcon | 1958-59 to 59-60 |
| Bryan Watson | 1965-66 to 66-67 | Pete Goegon | 1959-60 |
| Ted Taylor | 1966-67 | Parker MacDonald | 1960-61 |
| Warren Godfrey | 1966-67 | Marc Roileau | 1961-62 |
| Jim Watson | 1967-68 | Bob Dillabough | 1961-62 |
| Dan Lawson | 1968-69 | Val Fonteyne | 1962-63 |
| Ed Hatoum | 1968-69 | Wayne Muloin | 1963-64 |
| Matt Ravlich | 1969-70 | John MacMillan | 1963-64 |
| Dale Rolfe | 1969-70 | Paul Henderson | 1963-64 to 67-68 |
| Gerry Hart | 1970-71 to 71-72 | Pete Stenkowski | 1968-69 to 70-71 |
| Bill Sutherland | 1971-72 | Hank Monteith | 1970-71 |
| Rick McCann | 1971-72 | Doug Volmar | 1970-71 |
| Len Fontaine | 1972-73 | Jim Krulicki | 1970-71 |
| Blair Stewart | 1973-74 | Bob Wall | 1971-72 |
| Brian Lavender | 1973-74 | Gary Doak | 1972-73 |
| Bryan Watson | 1973-74 to 76-77 | Rick Foley | 1973-74 |
| Kevin Schamehorn | 1976-77 | Ted Harris | 1973-74 |
| Rob Plumb | 1977-78 | Jean Hamel | 1973-74 |
| Fern Leblanc | 1978-79 | Mike Korney | 1974-75 to 75-76 |
| J.P. Leblanc | 1978-79 | Barry Salovaara | 1974-75 |
| Mal Davis | 1978-79 | Mike Wong | 1975-76 |
| George Lyle | 1979-80 to 81-82 | Rick Wilson | 1976-77 |
| Danny Gare | 1981-82 to 85-86 | John Hilworth | 1977-78 |
| Basil McRae | 1986-87 | Dennis Hull | 1977-78 |
| Mark Kumpel | 1986-87 to 87-88 | Roland Cloutier | 1978-79 |
| Kris King | 1988-89 | Dan Bolduc | 1978-79 to 79-80 |
| Kevin McClelland | 1989-90 to 90-91 | Mal Davis | 1980-81 |
| Alan Kerr | 1991-92 | Gary MacAdam | 1980-81 |
| John Ogradnick | 1992-93 | Eric Vail | 1981-82 |
| Chris Tancill | 1992-93 | Ivan Boldirev | 1982-83 |
| Mark Pederson | 1993-94 | Randy Ladouceur | 1982-83 |
| Mike Krushelnyski | 1994-95 | Steve Yzerman | 1983-84 to 05-06 |

(retired Jan. 2, 2007)

DETROIT RED WINGS ALL-TIME NUMBERS

NO. 20

| | |
|-----------------------|---------------------------|
| Sid Abel | 1938-39 |
| Jack Keating | 1938-39 |
| Bob Whitelaw | 1940-41 |
| Rudy Zurich | 1943-44 |
| Tony Bukovich | 1944-45 |
| Gerry Couture | 1945-46 |
| John Mowers | 1946-47 |
| Red Kelly | 1947-48 to 48-49 |
| Enio Sclisizzi | 1948-49 to 49-50 |
| Larry Wilson | 1949-50 |
| Glen Skov | 1949-50 |
| Gord Haidy | 1949-50 |
| Leo Gravelle | 1950-51 |
| Max McNab | 1950-51 |
| Jim Hay | 1953-54 |
| Jim Peeters | 1953-54 |
| Marcel Bonin | 1954-55 |
| John Bucyk | 1955-56 to 56-57 |
| Don Poile | 1957-58 |
| Bob Bailey | 1957-58 |
| Len Lunde | 1958-59 to 61-62 |
| Bob Solinger | 1959-60 |
| Howie Young | 1961-62 |
| Parker MacDonald | 1961-62 to 64-65 |
| Don McKenney | 1965-66 |
| Murray Hall | 1965-66 |
| Dean Prentice | 1965-66 to 68-69 |
| Ed Hatoum | 1969-70 |
| Jim Niekamp | 1970-71 |
| Mickey Redmond | 1970-71 to 75-76 |
| Dwight Schofield | 1976-77 |
| Don Martineau | 1976-77 |
| Vaclav Nedomansky | 1977-78 to 81-82 |
| Dwight Foster | 1982-83 to 85-86 |
| Tim Higgins | 1986-87 to 88-89 |
| Greg C. Adams | 1989-90 |
| Marc Potvin | 1990-91 |
| Brad Marsh | 1990-91 to 91-92 |
| Martin Lapointe | 1992-93 to 00-01 |
| Luc Robitaille | 2001-02 to 02-03 |
| Mark Mowers | 2003-04 |
| Robert Lang | 2003-04 to 06-07 |
| Aaron Downey | 2007-08 to 08-09 |
| Brad May | 2009-10 |
| Drew Miller | 2009-10 to 16-17 |
| DYLAN McILRATH | 2018-19 TO PRESENT |

NO. 21

| | |
|-------------------|----------------|
| Pete Kelly | 1938-39 |
| Ken Kilrea | 1938-39; 40-41 |
| Carl Smith | 1943-44 |
| Doug McCaig | 1945-46 |
| Rollie McLarenhan | 1945-46 |
| Thain Simon | 1946-47 |
| Al Dewsbury | 1946-47 |
| Enio Sclisizzi | 1947-48 |
| Rod Morrison | 1947-48 |
| Lee Fogolin | 1948-49 |
| Marcel Pronovost | 1950-51 |
| Guyle Fielder | 1952-53 |
| Bill Dineen | 1953-54 |
| Earl Johnson | 1953-54 |
| Gilles Dube | 1953-54 |
| Norm Corcoran | 1955-56 |
| Ed Stankiewicz | 1955-56 |
| Cummy Burton | 1955-56 |
| Gerry Melnyk | 1955-56 |
| Gord Strate | 1956-57 |

| | |
|-------------------------|---------------------------|
| Tom McCarthy | 1956-57 |
| Bob Bailey | 1956-57 |
| Bucky Hollingworth | 1957-58 |
| Jack Hendrickson | 1957-58 |
| Billy McNeill | 1957-58 |
| Charlie Burns | 1958-59 |
| John McKenzie | 1959-60 to 60-61 |
| Lou Marcon | 1960-61; 62-63 |
| Larry Jeffrey | 1961-62 to 62-63 |
| Eddie Joyal | 1962-63 to 64-65 |
| Ted Hampson | 1963-64 |
| Val Fonteyne | 1964-65 |
| Andre Pronovost | 1964-65 |
| Claude Laforge | 1964-65 |
| Jim Peters Jr. | 1964-65 |
| Andy Bathgate | 1965-66 to 66-67 |
| Warren Godfrey | 1967-68 |
| John Brennaman | 1967-68 |
| Irv Spencer | 1967-68 |
| Pete Mahovich | 1967-68 |
| Jim Watson | 1968-69 |
| Gerry Hart | 1968-69 |
| Mike McMahon | 1969-70 |
| Billy Dea | 1969-70 to 70-71 |
| Mike Robitaille | 1970-71 |
| Serge Lajeunesse | 1971-72 |
| Ron Stackhouse | 1971-72 to 73-74 |
| Jack Lynch | 1973-74 |
| Danny Grant | 1974-75 to 77-78 |
| Roland Cloutier | 1977-78 |
| J.P. Leblanc | 1977-78 |
| Dan Labraaten | 1978-79 to 80-81 |
| Earl Ingarfield | 1980-81 |
| Mike Blaisdell | 1981-82 to 82-83 |
| Claude Loiselle | 1983-84; 85-86 |
| Brad Smith | 1983-84 |
| Jody Gage | 1983-84 |
| Frank Cernik | 1984-85 |
| Adam Oates | 1986-87 to 88-89 |
| Borje Salming | 1989-90 |
| Paul Ysebaert | 1990-91 to 92-93 |
| Bob Halkidis | 1993-94 to 94-95 |
| Mark Ferner | 1994-95 |
| Bob Errey | 1995-96 to 96-97 |
| Darryl Laplante | 1997-98 to 99-00 |
| Boyd Devereaux | 2000-01 to 03-04 |
| Ville Leino | 2008-09 to 09-10 |
| Tomas Tatar | 2010-11 to 17-18 |
| DENNIS CHOLOWSKI | 2018-19 TO PRESENT |

NO. 22

| | |
|------------------|------------------|
| Don Deacon | 1938-39 |
| Hy Buller | 1944-45 |
| Les Douglas | 1945-46 |
| Doug McCaig | 1946-47 |
| Ed Bruneteau | 1947-48 |
| Fred Glover | 1948-49 |
| Al Dewsbury | 1949-50 |
| Marcel Pronovost | 1949-50 |
| Clare Raglan | 1950-51 |
| Ben Woit | 1950-51 |
| Vic Stasiuk | 1951-52 |
| Glenn Hall | 1952-53 |
| Len Haley | 1959-60 to 60-61 |
| Stu McNeill | 1959-60 |
| Paul Henderson | 1962-63 |
| Gerry Odrowski | 1962-63 |
| Bob Dillabough | 1962-63 |
| Roger Crozier | 1963-64 |

DETROIT RED WINGS ALL-TIME NUMBERS

| | |
|-----------------------|---------------------------|
| Harrison Gray | 1963-64 |
| Pat Rupp | 1963-64 |
| Bob Champoux | 1963-64 |
| Carl Wetzel | 1964-65 |
| Butch Paul | 1964-65 |
| Pete Goegan | 1964-65 |
| Ab McDonald | 1965-66 to 66-67 |
| Howie Young | 1966-67 |
| Dan Lawson | 1967-68 |
| Nick Libett | 1967-68 |
| Ron Anderson | 1967-68 |
| Bob Falkenberg | 1970-71 |
| Rick McCann | 1970-71 |
| Bill Collins | 1970-71 to 73-74 |
| Blair Stewart | 1973-74 |
| Nelson Pyatt | 1974-75 |
| Dennis Polonich | 1974-75 |
| Larry Giroux | 1974-75 |
| Mike Wong | 1975-76 |
| Dennis Hextall | 1975-76 to 78-79 |
| Bill Hogaboam | 1978-79 to 79-80 |
| Glen Hicks | 1980-81 |
| Greg Joly | 1981-82 to 82-83 |
| Murray Craven | 1982-83 |
| Brad Park | 1983-84 to 84-85 |
| Doug Houda | 1985-86 |
| Glenn Merkosky | 1985-86 |
| Dave Barr | 1986-87 to 90-91 |
| Martin Lapointe | 1991-92 |
| Dino Ciccarelli | 1992-93 to 95-96 |
| Mike Knuble | 1996-97 to 97-98 |
| Phillipe Audet | 1998-99 |
| Yuri Butsayev | 1999-00 to 00-01 |
| Anders Myrvold | 2003-04 |
| Brett Lebda | 2005-06 to 09-10 |
| Mike Commodore | 2011-12 |
| Jordin Tootoo | 2012-13 to 13-14 |
| Matt Lorito | 2016-17 |
| Wade Megan | 2018-19 |
| PATRICK NEMETH | 2019-20 TO PRESENT |

NO. 23

| | |
|------------------|------------------|
| Enio Schlisizzi | 1946-47 |
| Ed Nicholson | 1947-48 |
| John Wilson | 1949-50 to 50-51 |
| Marcel Pronovost | 1950-51 |
| Warren Godfrey | 1964-65 |
| Bob Wall | 1964-65 |
| Gary Bergman | 1965-66 |
| Pete Goegan | 1966-67 |
| Dave Rochefort | 1966-67 |
| Pete Sternkowski | 1967-68 |
| Doug Volmar | 1969-70 |
| Jim Shires | 1970-71 |
| Guy Charron | 1970-71 |
| Robbie Florek | 1972-73 |
| Rick Newell | 1972-73 |
| Bill Hogaboam | 1972-73 |
| Dan Gruen | 1972-73 |
| Tord Lundstrom | 1973-74 |
| Nelson Pyatt | 1973-74 |
| Nelson DeBenedet | 1973-74 |
| Bill Lochead | 1974-75 to 78-79 |
| Roland Cloutier | 1978-79 |
| Glen Hicks | 1979-80 |
| Mark Kirtan | 1980-81 |
| Mark Osborne | 1981-82 to 82-83 |
| Bob Manno | 1983-84 to 84-85 |
| Rick MacLeish | 1983-84 |

| | |
|------------------------|--------------------------------|
| Basil McRae | 1985-86 |
| Rick Zombo | 1985-86 |
| Lee Norwood | 1986-87 to 90-91 |
| Kevin Miller | 1990-91 to 91-92 |
| Mike Sillinger | 1992-93 |
| Greg Johnson | 1993-94 to 96-97 |
| Mike Ramsey | 1996-97 |
| Stacy Roest | 1999-00; 02-03 |
| Todd Gill | 1999-00 to 00-01 |
| Mathieu Schneider | 2002-03 to 06-07 |
| Brad Stuart | 2007-08 to 11-12 |
| BRIAN LASHOFF | 2012-13 TO 14-15; 16-17 |
| Scott Wilson | 2017-18 |
| DOMINIC TURGEON | 2017-18 TO 18-19 |

NO. 24

| | |
|----------------|------------------|
| Calum MacKay | 1948-49 |
| Gerry Reid | 1948-49 |
| Al Dewsbury | 1949-50 |
| Fred Glover | 1950-51 |
| Bob Dillabough | 1964-65 |
| Bart Crashley | 1965-66 to 66-67 |
| Gary Doak | 1965-66 |
| Pete Mahovich | 1965-66 |
| Jim Watson | 1965-66 |
| Leo Boivin | 1965-66 |
| Bob McCord | 1966-67 |
| Randy Manery | 1970-71 |
| Brian Conacher | 1971-72 |
| Ken Murray | 1972-73 |
| Brent Hughes | 1973-74 |
| Rick McCann | 1974-75 |
| Tom Mellor | 1974-75 |
| Rene Drolet | 1974-75 |
| Frank Bathe | 1974-75 to 75-76 |
| Jim Nahrgang | 1975-76 |
| Greg Joly | 1976-77 to 80-81 |
| Derek Smith | 1981-82 to 82-83 |
| Brian Johnson | 1983-84 |
| Murray Craven | 1983-84 |
| Larry Trader | 1984-85 |
| Pierre Aubry | 1984-85 |
| Bob Probert | 1985-86 to 93-94 |
| Chris Chelios | 1998-99 to 08-09 |
| Brad May | 2009-10 |
| Ruslan Salei | 2010-11 |
| Damien Brunner | 2012-13 |

NO. 25

| | |
|------------------|------------------|
| Don Grosso | 1938-39 |
| Fern Gauthier | 1946-47 |
| Cliff Simpson | 1946-47 |
| Tom Gratton | 1947-48 |
| Leo Fogolin | 1947-48 |
| Ed Stankiewicz | 1953-54 |
| Hank Bassen | 1963-64 |
| Murray Hall | 1964-65 to 65-66 |
| Warren Godfrey | 1965-66 |
| Jim Peters | 1965-66 |
| Doug Roberts | 1965-66 |
| Bob McCord | 1965-66 |
| George Gardner | 1965-66 |
| Serje Lajeunesse | 1972-73 |
| Tom Mellor | 1973-74 |
| Rick Newell | 1973-74 |
| Blair Stewart | 1974-75 |
| Mike Bloom | 1974-75 to 76-77 |
| Dave Kelly | 1976-77 |
| Larry Wright | 1977-78 |

DETROIT RED WINGS ALL-TIME NUMBERS

| | |
|------------------|----------------------------------|
| Bjorn Skaare | 1978-79 |
| Greg Carroll | 1979-80 |
| Kevin Schamehorn | 1979-80 |
| John Ogrudnick | 1979-80 to 86-87; 92-93 |
| Dave Lewis | 1986-87 to 87-88 |
| Jim Pavese | 1987-88 to 88-89 |
| Randy McKay | 1988-89 |
| Mark Habscheid | 1989-90 to 90-91 |
| Troy Crowder | 1991-92 |
| Darren McCarty | 1993-94 to 03-04; 07-08 to 08-09 |
| Cory Emmerton | 2012-13 to 13-14 |
| Mike Green | 2015-16 to 19-20 |

NO. 26

| | |
|-----------------|----------------------------------|
| Nelson Pyatt | 1973-74 |
| Doug Roberts | 1973-74 to 74-75 |
| Al Cameron | 1975-76 to 78-79 |
| Steve Short | 1978-79 |
| Jim Korn | 1979-80 to 81-82 |
| Larry Trader | 1982-83 |
| Ken Solheim | 1982-83 |
| Barry Melrose | 1983-84 |
| Joe Kocur | 1984-85 to 90-91; 96-97 to 99-00 |
| Ray Sheppard | 1991-92 to 94-95 |
| Wes Walz | 1995-96 |
| Anders Eriksson | 1996-97 |
| Jiri Hudler | 2003-04 to 08-09; 10-11 to 11-12 |
| Tomas Jurco | 2013-14 to 16-17 |
| Thomas Vanek | 2018-19 |
| Cody Goloubef | 2019-20 |

NO. 27

| | |
|--------------------------|-------------------------|
| Max McNab | 1947-48 |
| Doug McKay | 1949-50 |
| Frank Mahovlich | 1967-68 to 70-71 |
| Doug Volmar | 1971-72 |
| Denis DeJordy | 1973-74 |
| Jim Rutherford | 1973-74 |
| Brian McCutcheon | 1974-75 |
| Phil Roberto | 1974-75 to 75-76 |
| Buster Harvey | 1975-76 to 76-77 |
| Bob Ritchie | 1976-77 to 77-78 |
| Brent Peterson | 1978-79 to 80-81 |
| Brad Smith | 1980-81 to 81-82; 83-84 |
| Reg Leach | 1982-83 |
| Pierre Aubry | 1983-84 |
| Darryl Sittler | 1984-85 |
| Harold Snepsts | 1985-86 to 87-88 |
| Doug Houda | 1988-89 to 90-91 |
| Brian MacLellan | 1991-92 |
| Jim Cummins | 1992-93 |
| Micah Aivazoff | 1993-94 |
| Jason York | 1994-95 |
| Mark Ferner | 1994-95 |
| Marc Bergevin | 1995-96 |
| Aaron Ward | 1996-97 to 00-01 |
| Fredrik Olausson | 2001-02 |
| Patrick Boileau | 2002-03 |
| Darryl Bootland | 2003-04 to 2006-07 |
| Kyle Quincey | 2011-12 to 2015-16 |
| MICHAEL RASMUSSEN | 2018-19 |

NO. 28

| | |
|-----------------|------------------|
| Barry Salovaara | 1975-76 |
| Reed Larson | 1976-77 to 85-86 |
| Dale Krentz | 1986-87; 88-89 |
| Brent Fedyk | 1987-88 |
| Bob Wilkie | 1990-91 |
| Sheldon Kennedy | 1991-92 |

| | |
|-------------------------|---------------------------|
| Dallas Drake | 1992-93 to 93-94 |
| Tomas Sandstrom | 1996-97 |
| Yan Golubovsky | 1997-98 to 98-99 |
| Steve Duchesne | 1999-00 to 01-02 |
| Kevin Miller | 2003-04 |
| Tomas Kopecky | 2005-06 to 06-07 |
| Brian Rafalski | 2007-08 to 10-11 |
| Carlo Colaiacovo | 2012-13 |
| Marek Zidlicky | 2014-15 |
| Luke Witkowski | 2017-18 to 18-19 |
| GUSTAV LINDSTROM | 2019-20 TO PRESENT |

NO. 29

| | |
|-------------------|-------------------------|
| Terry Sawchuk | 1968-69 |
| Don Martineau | 1975-76 |
| Brian McCutcheon | 1975-76 to 76-77 |
| Fred Berry | 1976-77 |
| Ed Giacomin | 1976-77 |
| Tim Sheehy | 1977-78 |
| John Hilworth | 1978-79 to 79-80 |
| Joe Paterson | 1980-81 to 81-82 |
| Greg Stefan | 1981-82 |
| Ted Nolan | 1981-82 |
| Jim Rutherford | 1983-84 to 86-87 |
| Randy Ladouceur | 1983-84 to 86-87 |
| Gilbert Delorme | 1986-87 to 88-89 |
| Chris Kotsopoulos | 1989-90 |
| Randy McKay | 1989-90 to 90-91 |
| Doug Crossman | 1991-92 |
| Dennis Vial | 1992-93 |
| Aaron Ward | 1993-94 |
| Sergei Bautin | 1993-94 |
| Mike Vernon | 1994-95 to 96-97 |
| Todd Gill | 1999-00 |
| Jason Williams | 2000-01 to 06-07; 09-10 |
| Ty Conklin | 2008-09; 11-12 |
| Landon Ferraro | 2013-14 to 2015-16 |
| Steve Ott | 2016-17 |
| Brendan Pertini | 2019-20 |

NO. 30

| | |
|------------------|----------------------------------|
| Hank Bassen | 1965-66 to 66-67 |
| George Gardner | 1966-67 to 67-68 |
| Roger Crozier | 1967-68 |
| Roy Edwards | 1968-69 to 70-71 |
| Jim Rutherford | 1970-71 |
| Gerry Gray | 1970-71 |
| Don McLeod | 1970-71 |
| Al Smith | 1971-72 |
| Denis DeJordy | 1972-73 |
| Doug Grant | 1973-74 |
| Bill McKenzie | 1974-75 |
| Terry Richardson | 1974-75; 76-77 |
| Pete McDuffe | 1975-76 |
| Ron Low | 1977-78 |
| Rogie Vachon | 1978-79 to 79-80 |
| Gilles Gilbert | 1980-81 |
| Corrado Micallef | 1981-82 |
| Greg Stefan | 1982-83 to 89-90 |
| Chris Osgood | 1993-94 to 00-01; 05-06 to 10-11 |

NO. 31

| | |
|----------------|------------------|
| Andy Brown | 1971-72 to 72-73 |
| Doug Grant | 1974-75 to 75-76 |
| Ed Giacomin | 1975-76 to 77-78 |
| Larry Lozinski | 1980-81 |
| Claude Legris | 1980-81 to 81-82 |
| Al Jensen | 1980-81 |
| Bob Sauve | 1981-82 |

DETROIT RED WINGS ALL-TIME NUMBERS

| | |
|-----------------------|---------------------------|
| Corrado Micalef | 1982-83 |
| Chris Pusey | 1985-86 |
| Mark Laforest | 1985-86 to 86-87 |
| Darren Eliot | 1987-88 |
| Tim Cheveldae | 1988-89 |
| Alain Chevrier | 1990-91 |
| Scott King | 1991-92 |
| Peter Ing | 1993-94 |
| Kevin Hodson | 1995-96 to 98-99 |
| Ken Wregget | 1999-00 |
| Curtis Joseph | 2002-03 to 03-04 |
| Joey MacDonald | 2006-07 to 11-12 |
| Jared Coreau | 2016-17 to 17-18 |
| CALVIN PICKARD | 2019-20 TO PRESENT |

NO. 32

| | |
|----------------------|---------------------------|
| Bruce Eakin | 1985-86 |
| Jeff Sharples | 1986-87 |
| Sam St. Laurent | 1987-88 |
| Tim Cheveldae | 1989-90 to 93-94 |
| Stu Grimson | 1994-95 to 96-97 |
| Maxim Kuznetsov | 2000-01 to 01-02 |
| Steve Thomas | 2003-04 |
| Tomas Kopecky | 2005-06 |
| Kris Newbury | 2009-10 |
| BRIAN LASHOFF | 2017-18 TO PRESENT |

NO. 33

| | |
|--------------|------------------|
| Bob Manno | 1983-84 to 84-85 |
| Brent Ashton | 1986-87 |
| Doug Houda | 1987-88 |
| John Blum | 1988-89 |
| Yves Racine | 1989-90 to 92-93 |
| Kris Draper | 1993-94 to 10-11 |

NO. 34

| | |
|-------------------|------------------|
| Andre St. Laurent | 1983-84 |
| Ed Johnstone | 1985-86 |
| Sam St. Laurent | 1986-87 |
| Jeff Sharples | 1987-88 to 88-89 |
| Daniel Shank | 1989-90 to 90-91 |
| Greg Millen | 1991-92 |
| Steve Maltais | 1993-94 |
| Anders Eriksson | 1995-96 |
| Norm Maracle | 1997-98 |
| Jamie Macoun | 1997-98 to 98-99 |
| Manny Legace | 1999-00 to 05-06 |
| Petr Mrázek | 2012-13 to 17-18 |
| Eric Comrie | 2019-20 |

NO. 35

| | |
|------------------|------------------|
| Ken Holland | 1983-84 |
| Warren Young | 1985-86 |
| Gilbert Delorme | 1986-87 |
| Miroslav Ihnacák | 1988-89 |
| Sam St. Laurent | 1988-89 to 89-90 |
| Dave Gagnon | 1990-91 |
| Allan Bester | 1990-91 to 91-92 |
| Bob Essensa | 1993-94 |
| Marc Lamothe | 2003-04 |
| Jimmy Howard | 2005-06 to 19-20 |

NO. 36

| | |
|----------------------|------------------|
| Steve Martinson | 1987-88 |
| Per Djoos | 1990-91 |
| Dennis Vial | 1990-91 to 91-92 |
| B. J. Young | 1999-00 |
| Derek Meech | 2006-07 |
| Garrett Stafford | 2007-08 |
| KADEN FULCHER | 2018-19 |

NO. 37

| | |
|--------------------------|----------------------------------|
| Kris King | 1987-88 |
| John Mokosak | 1989-90 |
| Chris Luongo | 1990-91 |
| Vincent Riendeau | 1991-92 to 93-94 |
| Tim Taylor | 1994-95 to 96-97 |
| Kevin Hodson | 1998-99 |
| Marc Rodgers | 1999-00 |
| Mikael Samuelsson | 2005-06 to 08-09; 12-13 to 13-14 |
| Doug Janik | 2009-10 to 11-12 |
| EVGENY SVECHNIKOV | 2016-17; 19-20 TO PRESENT |

NO. 38

| | |
|-----------------|----------------|
| Murray Eaves | 1987-88 |
| Jeff Brubaker | 1988-89 |
| Scott King | 1990-91 |
| Jason York | 1992-93 |
| Bobby Dollas | 1992-93 |
| Jason York | 1993-94 |
| Tim Taylor | 1993-94 |
| Norm Maracle | 1998-99 |
| Nathan Robinson | 2003-04 |
| Tom McCollum | 2010-11; 14-15 |

NO. 39

| | |
|-----------------------|--------------------------------|
| Dale Krentz | 1987-88 |
| Brent Fedyk | 1988-89 |
| Doug Crossman | 1990-91 |
| Aaron Ward | 1996-97 |
| Stacy Roest | 1999-00 |
| Dominik Hasek | 2001-02; 03-04; 06-07 to 07-08 |
| Johan Franzen | 2005-06 |
| Jan Mursak | 2010-11 to 12-13 |
| ANTHONY MANTHA | 2015-16 TO PRESENT |

NO. 40

| | |
|-------------------|------------------|
| Rogie Vachon | 1978-79 |
| Gord Kruppke | 1990-91 |
| Jason York | 1994-95 |
| Mark Major | 1996-97 |
| Bill Ranford | 1998-99 |
| Henrik Zetterberg | 2002-03 to 17-18 |

NO. 41

| | |
|-------------------------|---------------------------|
| Ed Mio | 1983-84 to 85-86 |
| Brent Gilchrist | 1997-98 to 01-02 |
| Ray Whitney | 2003-04 |
| VALTERI FILPPULA | 2005-06 |
| Chris Conner | 2011-12 |
| LUKE GLENDENING | 2013-14 TO PRESENT |

NO. 42

| | |
|----------------|------------------|
| Bernie Federko | 1989-90 |
| Sean Avery | 2001-02 |
| Don MacLean | 2005-06 |
| Mattias Ritola | 2007-08 to 09-10 |
| Martin Frk | 2017-18 to 18-19 |

NO. 43

| | |
|--------------------|---------------------------|
| Murray Eaves | 1989-90 |
| Bill McDougall | 1990-91 |
| Matt Hussey | 2006-07 |
| DARREN HELM | 2007-08 TO PRESENT |

NO. 44

| | |
|--------------------|------------------|
| Glenn Merkosky | 1989-90 |
| Gord Kruppke | 1993-94 |
| Viacheslav Fetisov | 1994-95 |
| Anders Eriksson | 1997-98 to 98-99 |

DETROIT RED WINGS ALL-TIME NUMBERS

Yan Golubovsky 1999-00
 Mark Mowers 2003-04 to 05-06
 Todd Bertuzzi 2006-07; 09-10 to 13-14
 Mark Hartigan 2007-08
 Aaron Downey 2008-09

NO. 45

Kyle Quincey 2005-06
 Dominic Turgeon 2017-18
JONATHAN BERNIER 2018-19 TO PRESENT

NO. 46

Marc Potvin 1990-91 to 91-92
 Jakub Kindl 2009-10
 Ben Street 2016-17

NO. 47

Jim Cummins 1991-92
 Alexey Marchenko 2013-14 to 15-16
 Libor Sulak 2018-19

NO. 48

Gary Shuchuk 1990-91
 Chris Tancill 1991-92
 Cory Emmerton 2010-11 to 11-12
 Ryan Sproul 2013-14; 16-17
GIVANI SMITH 2019-20 TO PRESENT

NO. 49

Andrej Nestrasil 2014-15
 Eric Tangradi 2015-16

NO. 50

Jonas Gustavsson 2012-13 to 14-15

NO. 51

Dmitri Mironov 1997-98
VALTTERI FILPPULA 2006-07 TO 12-13; 19-20 TO PRESENT
FRANS NIELSEN 2016-17 TO 18-19

NO. 52

Dave Lewis 1986-87
 Ryan Barnes 2003-04
 Jonathan Ericsson 2007-08 to 19-20

NO. 53

Adam Almqvist 2013-14
 Alexey Marchenko 2016-17
TARO HIROSE 2018-19

NO. 54

Matt Puempel 2018-19

NO. 55

Dave "Tiger" Williams 1984-85
 Keith Primeau 1990-91 to 95-96
 Larry Murphy 1996-97 to 00-01
 Dmitri Bykov 2002-03
 Niklas Kronwall 2003-04 to 18-19

NO. 56

Teemu Pulkkinen 2013-14 to 15-16
 Ryan Kuffner 2018-19

NO. 57

Mitch Callahan 2013-14; 16-17

NO. 59

TYLER BERTUZZI 2016-17 TO PRESENT

NO. 61

Xavier Ouellet 2013-14 to 17-18
 Jacob de la Rose 2018-19 to 19-20

NO. 62

Thomas Vanek 2016-17

NO. 63

Joakim Andersson 2011-12 to 12-13

NO. 65

DANNY DeKEYSER 2012-13 TO PRESENT

NO. 67

TARO HIROSE 2019-20 TO PRESENT

NO. 70

Christoffer Ehn 2018-19 to 19-20

NO. 71

Wendel Clark 1998-99
 Jiri Slegl 2001-02
 Dan Cleary 2013-14
DYLAN LARKIN 2015-16 TO PRESENT

NO. 72

Brad Smith 1984-85
 Erik Cole 2014-15
 Andreas Athanasiou 2015-16 to 19-20

NO. 73

ADAM ERNE 2019-20 TO PRESENT

NO. 74

Madison Bowey 2018-19 to 19-20

NO. 76

Fabian Brunnstrom 2011-12

NO. 77

Paul Coffey 1992-93 to 95-96
 Dan Renouf 2016-17
EVGENY SVECHNIKOV 2017-18

NO. 81

Marian Hossa 2008-09
FRANS NIELSEN 2019-20 TO PRESENT

NO. 82

Tomas Kopecky 2007-08 to 08-09

NO. 83

Tomas Nosek 2015-16 to 16-17
 Trevor Daley 2017-18 to 19-20

NO. 84

Jake Chelios 2018-19

NO. 85

Petr Klima 1985-86 to 89-90; 98-99

NO. 89

SAM GAGNER 2019-20 TO PRESENT

DETROIT RED WINGS ALL-TIME NUMBERS

NO. 90

Mike Modano..... 2010-11
Stephen Weiss 2013-14 to 14-15

NO. 91

Sergei Fedorov 1990-91 to 02-03

NO. 93

Johan Franzen 2006-07 to 15-16

NO. 95

Danny Markov..... 2006-07

NO. 96

Tomas Holmstrom 1997-98 to 11-12

MEDIA INFORMATION & GUIDELINES

PUBLIC RELATIONS DEPARTMENT

Todd Beam..... Director of Public Relations
Kyle Kujawa..... Communications Professional
Alex DiFilippo..... Communications Professional
Kevin Brown..... Director of DRW Foundation and Community Relations
Merideth Gokey..... Community Relations Coordinator
Kelsey Stewart..... DRW Foundation Coordinator

Phone:..... (313) 471-7518

Media Hotline: (313) 471-7599

Community Relations Hotline: (313) 471-7524

Team Website & Twitter Account:..... www.DetroitRedWings.com | @detroitredwings

Due to the frequently-changing nature of media access during the 2020-21 season, please contact Kyle Kujawa (Kyle.Kujawa@hockeytown.com) for further information, including:

- For the latest copy of our media access procedures for Red Wings practices and home games.
- To request a practice-day pass or single-game credential for a Red Wings home game (please provide at least 24 hours notice)
- To be added to daily link distribution for virtual Zoom media availabilities
- To receive digital copies of game notes, NHL statistics or press clippings on game days
- Any other questions regarding media information for the 2020-21 season

DETROIT RED WINGS ATTENDANCE RECORDS

SEASON TOTALS (last 10 seasons)

629,515 – 2019-20 season – 18,716 average for 37 games
 783,958 – 2018-19 Season – 19,121 average for 41 games
800,115 – 2017-18 Season – 19,515 average for 41 games
821,107 – 2016-17 Season – 20,027 average for 41 games
821,107 – 2015-16 Season – 20,027 average for 41 games
821,107 – 2014-15 Season – 20,027 average for 41 games
802,640 – 2013-14 Season – 20,066 average for 40 games+
481,584 – 2012-13 Season – 20,066 average for 24 games
822,706 – 2011-12 Season – 20,066 average for 41 games
 806,892 – 2010-11 Season – 19,680 average for 41 games

BOLD = SOLD OUT SEASON

**Note: Does not include the 2009-10 season opener in Stockholm, SWE*

+Note: Does not include 2014 Bridgestone NHL Winter Classic crowd of 105,491 at Michigan Stadium in Ann Arbor, Mich.

HOME OPENER

19,515 – Oct. 6, 2019 – DETROIT 4, Dallas 3

TOP TOTALS (Regular Season)

21,019 – Nov. 25, 1983 – DETROIT 7, Pittsburgh 4
 20,794 – Feb. 9, 1985 – Edmonton 6, DETROIT 5
 20,339 – Feb. 14, 1981 – Philadelphia 3, DETROIT 1
 20,328 – Nov. 23, 1984 – DETROIT 6, Toronto 5

OUTDOOR GAMES

105,491 – Jan. 1, 2014 – Toronto 3, DETROIT 2 SO
 at Michigan Stadium in Ann Arbor, Mich. (NHL record)

ALL-STAR GAME

21,002 – Feb. 5, 1980 – Wales Conference 6, Campbell Conference 3

REGULAR-SEASON GAME

21,019 – Nov. 25, 1983 – DETROIT 7, Pittsburgh 4

PLAYOFF GAME

20,090 – April 7, 1984 – St. Louis 4, DETROIT 3, 2 OTs

LAST GAME AT OLYMPIA STADIUM

Dec. 15, 1979 – DETROIT 4, Québec 4 – 15,609

FIRST GAME AT JOE LOUIS ARENA

Dec. 27, 1979 – St. Louis 3, DETROIT 2 – 19,742

LAST GAME AT JOE LOUIS ARENA

April 9, 2017 – DETROIT 4, New Jersey 1 – 20,027

FIRST GAME AT LITTLE CAESARS ARENA

Oct. 5, 2017 – DETROIT 4, Minnesota 2 – 19,515

SELLOUT STREAK

FRANCHISE RECORD: Dec. 10, 1996 — April 7, 2007, 452 consecutive games including playoffs

LITTLE CAESARS ARENA

As a key anchor of the world-class sports and entertainment district known as The District Detroit, Little Caesars Arena is one of the most innovative, intimate and exciting venues in the world.

Led by the Ilitch organization, The District Detroit unites eight world-class theaters and three professional sports venues in one vibrant, walkable destination for people to live, work and play in an exciting urban environment.

Home to the Detroit Red Wings, Pistons, Tigers and Lions, The District Detroit represents the greatest density of professional sports teams in one downtown core in the country. And in the heart of the action, Little Caesars Arena has hosted more than 6.5 million guests since its September 2017 opening.

The most bustling area of the arena is the Via, a streetscape-inspired indoor concourse with restaurants and historical memorabilia surrounding the arena bowl with an authentic urban feel. Guests are afforded a vast array of dining options inside Little Caesars Arena, including seven restaurants and seven bars.

Outside the arena is vibrant and exciting as well. Guests in the Chevrolet Plaza regularly enjoy music and entertainment in a unique atmosphere with a massive video wall for viewing parties, outdoor concerts, tailgating and more. Just north of the Chevrolet Plaza is the Budweiser Biergarten, featuring a spacious patio and lawn area for various public and private events, along with a glass-enclosed, four-season pavilion bar – featuring a retractable roof and walls to accommodate all types of weather.

For more information about Little Caesars Arena, visit DistrictDetroit.com or call 313-471-7575.

FACTS AND FIGURES

- 650,000** – Number of bricks laid on the interior and exterior
- 65,000** – Square footage of logo on Little Caesars Arena roof
- 61,000** – Total area of the via surrounding the Little Caesars Arena Bowl
- 19,515** – Number of seats for Red Wings home games
- 10,000** – Tons of steel in the arena
- 2,503** – Number of club seats
- 600** – Length of the jewel skin (in feet) surrounding the Little Caesars Arena bowl
- 524** – Restroom fixtures
- 90** – Width of concourse, measured in feet
- 62** – Suites
- 30** – Tons of steel used to build the roof of the BELFOR Training Center, the Red Wings' practice facility
- 10** – Elevators
- 7** – Lounges and Clubs

HOW TO FIGURE

**** NOTE:** No individual skater/goaltender statistics apply for the shootout

Assist: An assist is awarded to the player or players (maximum of two) who touched the puck prior to the goal, provided no defender plays or possesses the puck in between.

Game Played: A player receives credit for playing in a game if: i) he steps on the ice during time played or; ii) serves any penalty.

Game-Winning Goal: After the final score has been determined, the goal which leaves the winning Club one goal ahead of its opponent is the game-winning goal (example: if Team A beats Team B 8-3, the player scoring the fourth goal for Team A receives credit for the game-winning goal).

Goal: A goal is awarded to the last player on the scoring Club to touch the puck prior to the puck entering the net.

Goals-Against Average: Multiply goals allowed (GA) by 60 and divide by minutes played (MINS).

Goaltender: A goaltender receives a "W" for a win in regulation, overtime or shootout; an "L" for a loss in regulation; or an "OT" for a loss in overtime or shootout.

Penalty-Killing Pct.: Subtract total number of power-play goals allowed from total number of shorthanded situations to get total number of power-plays killed. Divide the total number of power-plays killed by the total number of shorthanded situations.

Plus-Minus: A player receives a "plus" if he is on the ice when his Club scores an even-strength or shorthand goal. He receives a "minus" if he is on the ice for an even-strength or shorthand goal scored by the opposing Club. The difference in these numbers is considered the player's plus-minus statistic.

Power-Play Goal: A goal scored by a Club while it has a manpower advantage due to an opponent's penalty. Following are some examples of what is and is not considered a power-play goal:

- if a Club has an advantage on a minor penalty starting at 2:02 of the period and it scores at 4:02, the goal is not a power-play goal.
- if a Club scores on a delayed penalty, the goal is not a power-play goal.
- if a Club has an advantage due to a five-minute major or match penalty, that Club is always credited with having one more advantage than the number of power-play goals it scores during that advantage, because the penalty does not expire. A new advantage begins after each power-play goal. For example, if Team A scores three goals during a major penalty, it is credited with four advantages.
- if a Club is on a power-play for any length of time, it is considered to have had an advantage.
- if a minor penalty is incurred by a Club on a power-play due to a major penalty, a new advantage is given to that Club when its minor penalty expires, provided the opponent's major penalty is still in effect.

Power-Play Percentage: Total number of power-play goals divided by total number of power-play opportunities.

Save Percentage: Subtract goals allowed (GA) from shots against (SA) to determine saves. Then divide saves by shots-against.

Shooting Percentage: Divide the number of goals scored by the number of shots taken.

Shorthand Goal: A goal scored by a Club while it is at a manpower disadvantage. The same cases apply for shorthand as for power-play goals, but in the opposite manner.

Shot on Goal: If a player shoots the puck with the intention of scoring and if that shot would have gone in the net had the goaltender not stopped it, the shot is recorded as a "shot on goal".

Shutout: If two goaltenders combine for a shutout, neither receives credit for the shutout. Instead it is recorded as a Club shutout.

Tenths of a Second: If a penalty or goal occurs in the last minute, the time is rounded off to the previous second (ex: if a penalty is called with 12.4 seconds left in a period, the time is indicated as 19:47 and not 19:48.)

Coaches Record: A coach receives a "W" for a win in regulation, overtime or shootout; an "L" for a loss in regulation; or an "OT" for a loss in overtime or shootout.

2020-21 NHL DIRECTORY



NATIONAL HOCKEY LEAGUE

| | |
|--|-----------------|
| NEW YORK 1185 Avenue of the Americas - New York, NY 10036 | O: 212-789-2000 |
| | F: 212-789-2020 |
| TORONTO 50 Bay St., 11th Floor - Toronto, ON M5J 2X8 | O: 416-359-7900 |
| | F: 416-981-2779 |
| MONTREAL 1800 McGill College Ave., Suite 2600 - Montreal, QC H3A 3J6 | O: 514-841-9220 |



GARY B. BETTMAN
NHL Commissioner



WILLIAM DALY
Deputy Commissioner



COLIN CAMPBELL
Sr. Executive Vice President
of Hockey Operations

NHL DIRECTORY - EXECUTIVES

| | |
|-----------------------|--|
| Gary B. Bettman | Commissioner |
| William Daly | Deputy Commissioner |
| Colin Campbell | Senior Executive Vice President of Hockey Operations |

COMMUNICATIONS

| | |
|--|---|
| GARY MEAGHER | Senior Executive Vice President |
| O: 416-359-7960, C: 416-729-4700 gmeagher@nhl.com | |
| JOHN DELLAPINA | Senior Vice President |
| O: 212-789-2115, C: 917-363-7988 jdellapina@nhl.com *Department of Player Safety requests | |
| JENNIFER NEZIOL | Vice President, Corporate Communications |
| O: 212-789-2042, C: 646-908-0679 jneziol@nhl.com *Corporate communications inquiries/requests | |
| GREG INGLIS | Senior Director |
| O: 212-789-2065, C: 347-853-2461 ginglis@nhl.com *Editorial content/research | |
| NIRVA MILORD | Senior Director, Corporate Communications |
| O: 212-789-2123, C: 917-715-6187 nmilord@nhl.com *Corporate communications and entertainment publicity | |
| JULIE YOUNG | Senior Director |
| O: 416-359-7964, C: 416-605-3550 jyoung@nhl.com *esports inquiries | |
| BRAD KLEIN | Director |
| O: 212-324-8140, C: 347-380-2993 bklein@nhl.com *Corporate communications | |
| JENNIFER MOAD | Director |
| O: 416-359-7961, C: 416-527-2852 jmoad@nhl.com *Hockey Operations and Officiating requests | |
| JOSH BERNSTEIN | Senior Manager |
| O: 212-789-2609, C: 516-528-8365 jbp@nhl.com *Editorial content/research, Media.NHL.com, Sport-Scan | |
| JASMINE GHAFOUR | Senior Manager |
| O: 416-359-7968, C: 647-808-4876 jghafour@nhl.com | |
| JAYNE BARRETT | Coordinator |
| C: 647-987-2555 jbarrett@nhl.com | |

STATISTICS & INFORMATION (NHLstats@nhl.com)
@PR_NHL on Twitter / Instagram | #NHLStats

| | |
|-----------------------------------|----------------------|
| RUSS LEVINE | Group Vice President |
| C: 347-853-4159 rlevine@nhl.com | |

| | |
|---|-------------------------------------|
| TREVOR BJERGSO | Director |
| C: 416-540-5306 tbjergso@nhl.com * Situation Room & Central Scouting requests | |
| BRENDON CROSSMAN | Senior Manager |
| C: 416-702-4645 bcrossman@nhl.com | |
| NICK CARAFA | Manager |
| ncarafa@nhl.com | |
| STUART McCOMISH | Manager |
| C: 437-772-3272 smccomish@nhl.com | |
| SCOTT RODGERS | Manager |
| srodgers@nhl.com | |
| MITCH DONAIS | Graphic Designer |
| mdonais@nhl.com | |
| MICHAEL NOVALES | Motion Designer/Video Editor |
| mnoales@nhl.com | |

EVENT COMMUNICATIONS & PLAYER DEVELOPMENT (nhleventcommunications@nhl.com)

| | |
|---|------------------------------|
| JAMEY HORAN | Senior Vice President |
| O: 212-789-2785, C: 646-652-9981, jhoran@nhl.com *Deputy Commissioner requests and event/player development inquiries | |
| CHRIS WOJCIK | Senior Director |
| O: 212-789-2097, C: 646-285-7711, cwojcik@nhl.com *Event inquiries | |
| DAVID KEON | Senior Manager |
| O: 416-359-7962, C: 416-729-5665, dkeon@nhl.com *International credentials | |
| JEFF DAY | Manager |
| O: 212-789-2108, C: 914-552-1660, jday@nhl.com | |
| MEGAN COOPER | Coordinator |
| O: 212-324-8161, C: 614-961-9329, mecooper@nhl.com *Event credentials | |
| SAM GILBERT | Coordinator |
| O: 416-359-7908, C: 514-594-8441, sgilbert@nhl.com | |
| GINA MORRA | Coordinator |
| O: 212-789-2690, C: 845-803-2510, gmorra@nhl.com | |
| EMILY CAMPBELL | Assistant |
| O: 212-789-2113, ecampbell@nhl.com | |

NHL SOCIAL (social@nhl.com)

| | |
|---|--|
| SEAN DENNISON | Director, Social Media |
| O: 203-733-5530, sdennison@nhl.com *Departmental oversight | |
| DAVID KLATT | Director, Social Media Programs |
| C: 646-357-0180, dklatt@nhl.com *Events, programs, initiatives, social player development | |
| CHRIS ACKROYD | Senior Manager, Social Media Content |
| C: 437-777-9296, cackroyd@nhl.com *In-game social media and social sponsorship integration | |
| KEVIN BAUMER | Senior Manager, Social Content & Community Management |
| C: 646-988-2016, kbaumer@nhl.com *Day-to-day social editorial, content and community management | |
| REBECCA FRIEDMAN | Manager, Social Media |
| C: 347-880-0159, rfriedman@nhl.com *LSC program, team coordination and on-site coverage | |
| PETER BOTTINI | Manager, Social Media Marketing |
| C: 929-456-7302, pbottini@nhl.com *Social media marketing: league campaigns, tune-in, rightsholders | |
| ANDREW BOEHMER | Coordinator, In-Game Social Media |
| aboehmer@nhl.com *In-game social media and weekend content management | |
| MALORIE BUCCIGROSS | Coordinator, International Social Media |
| O: 212-789-2683, mbuccigross@nhl.com *International social media (European markets) | |
| DYLAN COOPER | Coordinator, In-Game Social Media |
| dcooper@nhl.com *In-game social media and weekend content management | |
| NEIL TENNANT | Coordinator, Community Management & Content Programming |
| ntennant@nhl.com * Daily social content and community management | |

The National Hockey League is committed to promoting more sustainable business practices with member clubs, players, fans, partners and employees, so that all can be more responsible stewards of the planet by reducing the use of resources and reusing or recycling equipment and materials. For more information on NHL Green, visit www.nhl.com/green.

REFEREES

| NAME | NUMBER |
|----------------------|--------|
| Anderson, Reid* | 49 |
| Blandina, Brandon* | 39 |
| Brenk, Jake | 26 |
| Charron, Francis | 6 |
| Chmielewski, Tom | 18 |
| Dunning, Mitch* | 43 |
| Dwyer, Gord | 19 |
| Furlatt, Eric | 27 |
| Halkidis, Beaudry* | 48 |
| Hanson, Trevor | 14 |
| Hebert, Ghislain | 22 |
| Hebert, Jean | 15 |
| Joannette, Marc | 25 |
| Kelly, Dan* | 45 |
| Kozari, Steve | 40 |
| Lambert, Pierre | 37 |
| L'Ecuyer, Frederick | 17 |
| Lee, Chris | 28 |
| Luxmore, Thomas John | 21 |
| MacDougall, Peter | 38 |
| Markovic, Michael* | 47 |
| McCauley, Wes | 4 |
| Mclsaac, Jon | 2 |
| Meier, Brad | 34 |
| Morton, Dean | 36 |
| Nicholson, Kendrick | 30 |
| O'Donnell, Conor* | 41 |
| O'Rourke, Dan | 9 |
| Peel, Tim | 20 |
| Pochmara, Brian | 16 |
| Pollock, Kevin | 33 |
| Rank, Garrett | 7 |
| Rehman, Kyle | 10 |
| Rooney, Chris | 5 |
| Schlenker, Chris | 3 |
| Schrader, Brandon* | 46 |
| Skilliter, Graham | 24 |
| South, Furman* | 44 |
| St-Laurent, Francois | 8 |
| St. Pierre, Justin | 12 |
| Sutherland, Kelly | 11 |
| Syvret, Corey* | 42 |
| Walsh, Ian | 29 |

LINESMEN

| NAME | NUMBER |
|--------------------|--------|
| Alphonso, Shandor | 52 |
| Amell, Derek | 75 |
| Baker, Tyson* | 88 |
| Barton, Steve | 59 |
| Berg, Devin | 87 |
| Brisebois, David | 96 |
| Cherrey, Scott | 50 |
| Cormier, Michel | 76 |
| Daisy, Ryan | 81 |
| Devorski, Greg | 54 |
| Flemington, Kyle* | 55 |
| Fournier, Julien* | 56 |
| Galloway, Ryan | 82 |
| Gawryletz, Brandon | 64 |
| Gawryletz, Travis | 67 |
| Gibbons, Ryan | 58 |
| Knorr, Trent | 63 |
| Kovachik, Brad | 71 |
| Mach, Brian | 78 |
| MacPherson, Matt | 83 |
| Marquis, Jesse* | 86 |
| Miller, Steve | 89 |
| Mills, Bevan | 53 |
| Murchison, Kiel | 79 |
| Murray, Jonny | 95 |
| Nagy, Kory | 97 |
| Nansen, Derek | 70 |
| Pancich, Bryan | 94 |
| Racicot, Pierre | 65 |
| Rody, Vaughan | 73 |
| Sericolo, Anthony | 84 |
| Shewchuk, Mark | 92 |
| Smith, Andrew | 51 |
| Suchanek, Libor | 60 |
| Tobias, James | 61 |
| Toomey, Travis* | 90 |

* minor league official

2019-20 NHL KEY DATES CALENDAR

DECEMBER 2020

31 Training camps open for seven Clubs that did not participate in the resumption of play for the 2019-20 season (Anaheim, Buffalo, Detroit, Los Angeles, New Jersey, Ottawa, San Jose)

JANUARY 2021

3 Training camps open for the remaining 24 teams
13 2020-21 regular season begins

APRIL 2021

12 Trade deadline (3 p.m. ET)

MAY 2021

8 Last day of regular season
11 Stanley Cup Playoffs begin

JULY 2021

9 Last possible day of Stanley Cup Final
17 Deadline for Protection Lists for Expansion Draft (5 p.m. ET)
21 Expansion Draft for Seattle Kraken (8 p.m. ET)
23 Round 1 of NHL Draft
24 Rounds 2-7 of NHL Draft
28 Restricted Free Agent/Unrestricted Free Agent signing period begins (12 p.m. ET)

*subject to adjustment

2021 DETROIT RED WINGS SCHEDULE



JANUARY

| SUN | MON | TUES | WED | THURS | FRI | SAT |
|-----------------|-----------------|----------------|-----|-----------------|----------------|----------------|
| | | | | 31 | 1 | 2 |
| 3 | 4 | 5 | 6 | 7 | 8 | 9 |
| 10 | 11 | 12 | 13 | 14 CAR 7:30 | 15 | 16 CAR 7:00 |
| 17 | 18 CHI 12:00 | 19 CHI 7:30 | 20 | 21 | 22 CHI 8:00 | 23 |
| 24 CHI 12:30 | 25 | 26 DAL 8:30 | 27 | 28 DAL 8:30P | 29 | 30 FLA 7:00 |
| 31 FLA 9:00 | | | | | | |

FEBRUARY

| SUN | MON | TUES | WED | THURS | FRI | SAT |
|----------------|----------------|----------------|----------------|----------------|---------------|----------------|
| | 1 | 2 | | 4 | 5 TBL 7:00 | 6 |
| 7 FLA 3:00 | 8 | 9 FLA 7:00 | 10 TBL 5:30 | 11 NSH 8:00 | 12 | 13 NSH 8:00 |
| 14 | 15 CHI 7:30 | 16 CHI 7:30 | 17 CHI 7:30 | 18 FLA 7:30 | 19 | 20 |
| 21 FLA 7:30 | 22 NSH 7:30 | 23 NSH 7:30 | 24 | 25 NSH 7:30 | 26 | 27 CHI 8:00 |
| 28 CHI 7:00 | | | | | | |

MARCH

| SUN | MON | TUES | WED | THURS | FRI | SAT |
|----------------|----------------|----------------|-----|----------------|-----|----------------|
| | 1 | 2 CHI 7:00 | 3 | 4 CAR 7:00 | 5 | 6 |
| 7 | 8 | 9 TBL 7:30 | 10 | 11 TBL 7:30 | 12 | 13 |
| 14 CAR 9:00 | 15 | 16 CAR 7:30 | 17 | 18 DAL 7:30 | 19 | 20 DAL 7:00 |
| 21 | 22 NSH 8:00 | 23 NSH 8:00 | 24 | 25 NSH 8:00 | 26 | 27 CHI 7:00 |
| 28 CHI 3:00 | 29 | 30 FLA 7:00 | 31 | | | |

APRIL

| SUN | MON | TUES | WED | THURS | FRI | SAT |
|----------------|----------------|----------------|-----|----------------|-----|----------------|
| | | | | 1 FLA 7:00 | 2 | 3 TBL 1:00 |
| 4 TBL 12:00 | 5 | 6 NSH 7:30 | 7 | 8 NSH 7:30 | 9 | 10 CAR 7:00 |
| 11 | 12 CAR 7:00 | 13 | 14 | 15 CHI 7:30 | 16 | 17 CHI 7:00 |
| 18 | 19 DAL 7:30 | 20 DAL 8:30 | 21 | 22 DAL 7:30 | 23 | 24 FLA 7:00 |
| 25 | 26 | 27 CHI 7:00 | 28 | 29 CHI 7:00 | 30 | |

TRADE DEADLINE (3 PM ET)

MAY

| SUN | MON | TUES | WED | THURS | FRI | SAT |
|---------------|-----|------|-----|-------|---------------|---------------|
| | | | | | | 1 TBL 3:00 |
| 2 TBL 3:00 | 3 | 4 | 5 | 6 | 7 CHI 7:00 | 8 CHI 7:00 |
| 9 | 10 | 11 | 12 | 13 | 14 | 15 |
| 16 | 17 | 18 | 19 | 20 | 21 | 22 |
| 23 | 24 | 25 | 26 | 27 | 28 | 29 |
| 30 | 31 | | | | | |

LAST DAY OF
REGULAR SEASON

ALL LOCALLY AVAILABLE
GAMES BROADCAST ON

FOX DETROIT

97.1
TICKET


Little Caesars

DetroitRedWings.com | 313.471.7575

For the most up-to-date broadcast schedule and game information, visit DetroitRedWings.com/GameSchedule or call 313.471.7996

