



2009-10 DETROIT RED WINGS MEDIA GUIDE

CELEBRATING 30 YEARS OF HOCKEY HISTORY
AT JOE LOUIS ARENA



TABLE OF CONTENTS

Red Wings' Directory & General Information	3
Red Wings' Management	7-26
Red Wings' Player Profiles	27-93
Red Wings' Prospects	94-100
Grand Rapids Griffins Team Directory/Stats	102-105
Red Wings' 2009-2010 Roster	106-109
2008-2009 NHL Final Standings	110
2008-2009 NHL Regular-Season Scoring & Goaltending Leaders	111
2008-2009 NHL All-Star Teams	113
2008-2009 NHL Trophy Winners	114-115
2009 Stanley Cup Playoff Results	116-118
2009 Playoff Scoring & Goaltending Leaders	119
Red Wings' 2008-2009 Regular-Season Statistics	120
Red Wings' 2009 Playoff Statistics	121
Red Wings' 2008-2009 Game-by-Game Results	122-125
Red Wings' 2008-2009 Home & Road Results	126-127
Red Wings' 2008-2009 Team-by-Team Records	130-158
Red Wings' 2008-2009 Comparative Records	159-160
Red Wings' 2008-2009 Power Play Goals	162-163
Red Wings' 2008-2009 Record by Quarters	163-164
Red Wings' 2008-2009 Multiple-Goal Games & Shorthanded Goals	164
Red Wings' History	165-173
All-Time Season, Home & Away Records	174-177
All-Time Team-by-Team Records	178-180
All-Time Holiday Records	181-183
All-Time Coaches & General Managers	184-185
All-Time Captains	185
Team & Individual Records	186-190
Career Scoring Leaders	191-193
All-Time Season Leaders	194-195
Top-Scoring Seasons	196-198
Detroit Goalties' All-Time Records	199-202
Red Wings' All-Stars	203
Red Wings' NHL Trophy Winners	204
NHL & Red Wings' Hall of Fame	205
Red Wings' Biggest Victories & Defeats	206
All-Time Shootout Results	207
Penalty Shots	208-210
All-Time Hat Tricks	211-215
Red Wings' Game-By-Game Stanley Cup Playoff Results	216-226
Red Wings' Team & Individual Stanley Cup Playoff Records	227-232
Red Wings' in NHL All-Star Games	233
Red Wings' Championships & Stanley Cup Finals	234
Red Wings' Entry Draft Selections	235-237
Transactions Through the Years	239-247
Wearers of the Wing	248-254
All-Time Numbers	255-265
Detroit Red Wings' Alumni Association	266-267
Media Information & Guidelines	268-269
"Heart of Hockeytown": Red Wings in the Community	270-272
Red Wings' Attendance Records	273
Joe Louis Arena	274
How to Figure Various Statistics	275-276
NHL Management	277
2009-10 NHL Officials, Staff & Key Dates	278-284
Red Wings' 2009-2010 Schedule	285

EDITORS: John Hahn, Todd Beam

CREATIVE DIRECTOR: Michelle Chmura; GRAPHIC DESIGNERS: Jim Ruffner, Allison Thompson; GRAPHIC DESIGN INTERN: Erin Anderson

STATISTICIANS/RESEARCH: Greg Innis, Bob Waterman-Elias Sports Bureau

CONTRIBUTORS: Lisa Hickok, Kelli Kearly

PHOTOGRAPHY: Dave Reginek, Getty Images



MICHAEL ILITCH OWNER/GOVERNOR

Michael Ilitch is a proven leader in the restaurant, sports and entertainment industries. Along with his wife, Marian, he grew one Little Caesars pizza restaurant into an international pizza chain with restaurants on five continents. Success in the pizza business for more than 50 years has allowed Ilitch to take advantage of other business opportunities.

In 1982, he and Marian purchased the struggling Red Wings and have turned the team into a Stanley Cup champion. During the Ilitch ownership, the team has won 15 divisional championships, six Presidents' Trophies, five Campbell Bowls and four Stanley Cups. The Red Wings have played postseason hockey for 18 consecutive years – the best record in all of professional sports.

Other Ilitch-owned businesses include: Blue Line Foodservice Distribution, Champion Foods, Little Caesars Pizza Kit Fundraising Program, Olympia Entertainment, Olympia Development, Ilitch Holdings and Uptown Entertainment. Michael Ilitch also owns the Detroit Tigers.

MARIAN ILITCH OWNER/SECRETARY-TREASURER

Marian Ilitch is one of the leading entrepreneurs in the food and entertainment businesses and has been recognized as one of the most successful businesswomen in the country. Marian and her husband, Michael, grew a suburban Detroit mom-and-pop pizza business into Little Caesars Pizza, an international pizza chain with restaurants on five continents.

Marian and her husband expanded their business interests when they purchased the underperforming Red Wings in 1982. Fifteen divisional championships, six Presidents' Trophies, five Campbell Bowls and four Stanley Cups later, Detroit earned the moniker, Hockeytown, and the Red Wings have become the team to beat.

Other Ilitch-owned businesses include: Blue Line Foodservice Distribution, Champion Foods, Little Caesars Pizza Kit Fundraising Program, Olympia Entertainment, Olympia Development, Ilitch Holdings, Inc. and Uptown Entertainment. Marian Ilitch also owns MotorCity Casino Hotel in Detroit.

DETROIT RED WINGS, INC.

Joe Louis Arena – 19 Steve Yzerman Drive – Detroit, MI 48226



Phone: (313) 396-7000  FAX: (313) 567-0296

Media Hotline: (313) 396-7599

www.detroitredwings.com

Owner/Governor.....	Mike Ilitch
Owner/Secretary-Treasurer	Marian Ilitch
President and CEO Ilitch Holdings/Alternate Governor Red Wings.....	Christopher Ilitch
Vice President Olympia Entertainment/General Counsel Red Wings	Robert E. Carr
Senior Vice President/Alternate Governor.....	Jim Devellano
Executive Vice President/General Manager	Ken Holland
Vice President/Hockey	Steve Yzerman
Vice President/Assistant General Manager	Jim Nill
Director of Hockey Administration	Ryan Martin
Director of Player Development	Jiri Fischer
Head Coach	Mike Babcock
Assistant Coaches.....	Paul MacLean, Brad McCrimmon
Video Coach.....	Keith McKittrick
Goaltending Coach	Jim Bedard
Director of Pro Scouting.....	Mark Howe
Pro Scouts.....	Pat Verbeek, Glenn Merkosky, Bruce Haralson
Director of Amateur Scouting.....	Joe McDonnell
Amateur Scouts.....	Mark Leach, Dave Kolb, Jeff Finley
Director of European Scouting	Hakan Andersson
European Scouts	Vladimir Havluj, Evgeni Erfilov, Ari Vouri
Part-Time Scout	Marty Stein
Senior Vice President of Business Affairs	Steve Violetta
Vice President of Finance.....	Paul MacDonald
Executive Assistant	Kathi Wyatt
General Accountant.....	Bridget Merritt
Administration Assistant - Team Travel	Julie Dailey
Executive Administrative Assistant	Angela Long
Athletic Therapist.....	Piet Van Zant
Equipment Manager	Paul Boyer
Assistant Athletic Therapist.....	Russ Baumann
Assistant Equipment Manager	John Remejes
Assistant Equipment Manager	Adam Sheehan
Team Masseur	Sergei Tchekmarev
Senior Director of Communications	John Hahn
Media Relations Manager.....	Todd Beam
Public Relations Coordinator.....	Lisa Hickok
Community Relations Coordinator.....	Kelli Kearly
Medical Director	Dr. Donald Weaver
Team Physicians.....	Dr. Anthony Colucci, Dr. Doug Plagens
Team Dentists.....	Dr. Jeffrey Boogren, Dr. Randy Freij
Team Photographer	Dave Reginek
Radio Announcers, 97.1 FM The Ticket	Ken Kal, Paul Woods
Television Announcers, Fox Sports Detroit	Ken Daniels, Mickey Redmond





RED WINGS HOCKEY

THE GREATEST SHOW ON ICE.



FSDETROIT™



CHRISTOPHER ILITCH

**PRESIDENT & CEO,
ILITCH HOLDINGS, INC.**

Christopher Ilitch, president and CEO of Ilitch Holdings, Inc., directs the company that provides professional services to the businesses owned by Michael and/or Marian Ilitch. These entities include: Little Caesar Enterprises, Blue Line Foodservice Distribution, Detroit Red Wings, Detroit Tigers, Champion Foods, Olympia Entertainment, Olympia Development, Uptown Entertainment, and the Little Caesars Pizza Kit Fundraising Program. The total combined revenue of Ilitch companies was \$2.0 billion in 2008.

Christopher has been, and continues to be, a force in the strategic planning for the future growth of all Ilitch companies. Since taking on the role of president at Ilitch Holdings, total combined revenue for the Ilitch companies has grown 150 percent from \$800 million in 2000, to \$2.0 billion in 2008.

Active in civic and community organizations, Christopher is chairman of Ilitch Charities and is on the board of directors of the Detroit Economic Club. He serves as chair-

man of the Detroit Metro Convention and Visitors Bureau board of directors and is a board member and a member of the executive committee for the Detroit Regional Chamber and Business Leaders for Michigan (formerly Detroit Renaissance). He is also a member of the Detroit chapter of the Young Presidents' Organization.

In addition, Ilitch served as chairman of the hospitality committee for the 2009 NCAA Final Four Men's Basketball Tournament. He was also a guiding force behind the hugely successful 2005 Major League Baseball All-Star event in Detroit and was a member of the Super Bowl XL host committee.

Ilitch graduated from the University of Michigan in 1987 with a bachelor's degree in business administration. He and his wife, Kelle, have two children and reside in metro Detroit.

THE 97.1 FM TICKET

DETROIT SPORTS TALK ALL DAY



**YOUR OFFICIAL
DETROIT RED WINGS
RADIO STATION**

www.971theticket.com



**JIM
DEVELLANO**
SENIOR VICE-PRESIDENT/
ALTERNATE GOVERNOR

Entering his 28th season with the Detroit Red Wings and his 43rd overall in the National Hockey League, Jim Devellano continues to be a driving force behind Detroit's success, as well as a strong influence in the evolution and improvement of the league itself. Devellano can be credited with carefully building Detroit's 1997, 1998, 2002 and 2008 Stanley Cup Championship teams through the Entry Draft, savvy trades and aggressive free agent acquisitions.

He choreographed the Red Wings steady rise into the powerful club that has reached the Stanley Cup Final six times and lifted the coveted Cup in triumph four times, giving Devellano his fourth, fifth, sixth and seventh Stanley Cup rings (three with New York Islanders and four with Detroit).

Devellano was the first individual hired by owners Mike and Marian Ilitch after purchasing the Red Wings in June, 1982. He was the team's general manager for eight seasons before ascending to his current position as senior vice-president on July 13, 1990. An excellent judge of talent throughout his 43 years in the NHL, Devellano believes that building a solid foundation begins with a capable scouting staff and strong Entry Draft selections. Evidence of the wisdom in this plan can be seen in Devellano's first draft as Red Wings general manager when he tabbed future Hall-of-Famer Steve Yzerman in the 1983 Entry Draft to be the cornerstone of the franchise.

Devellano was one of the first NHL general managers to assemble a strong European scouting staff back in 1984, a progressive move that has produced several Red Wing standouts including Russians Sergei Fedorov, Slava Kozlov, Vladimir Konstantinov and Pavel Datsyuk, and Swedes Nicklas Lidstrom, Tomas Holmstrom, Henrik Zetterberg, Johan Franzen and Niklas Kronwall.

Through the course of Devellano's tenure with the Red Wings, Detroit has participated in ten conference finals (1987, '88, '95, '96, '97, '98, '02, '07, '08, '09) and six Stanley Cup Finals (1995, '97, '98, '02, '08, '09), collected six Presidents' Trophies (1995, '96, '02, '04, '06, '08), eight regular-season Western Conference championships (1994, '95, '96, '02, '04, '06, '07, '08) and 15 division championships (1988, '89, '92, '94, '95, '96, '99, '01, '02, '03, '04, '06, '07, '08, '09).

Devellano is the proud owner of 14 championship rings. His impressive collection includes: seven Stanley Cup rings (N.Y. Islanders 1980, 1981, 1982 and Detroit 1997, 1998, 2002 and 2008), three Calder Cup championship rings in the American Hockey League with Adirondack (1986, 1989 and 1992), two Adams Cup championship rings in the Central Hockey League (Fort Worth 1978 and Indianapolis 1982), and one Riley Cup championship ring in the East Coast Hockey League (Toledo 1994). Devellano also added a Major League Baseball American League championship ring with the Detroit Tigers in 2006.

Devellano's lengthy tenure as head of hockey operations for the Red Wings is second only to the 35 years served by the late Jack Adams, the legendary GM credited with building the Red Wing dynasty of the 1950's. In addition to his duties as senior vice-president, Devellano serves as the team's alternate on the NHL's Board of Governors.

His litany of accomplishments while in Detroit earned him induction into the Michigan Sports Hall of Fame in 2006.

He has been instrumental in many historical decisions in the National Hockey League. In 1980, it was Devellano who campaigned to have the annual NHL Entry Draft moved from a hotel ballroom into various NHL arenas, transforming the draft into an exciting fan-friendly event for fans of all NHL teams to witness what occurs with each team as the draft takes place. Devellano was also responsible for bringing the Entry Draft to the United States for the very first time on June 13, 1987 at Joe Louis Arena. More recently, it was at Devellano's suggestion that the NHL instituted a new overtime format beginning with the 1999-2000 season that includes skating four aside as well as one point for each team following a five-minute overtime and an additional point if a team is victorious in overtime.

Having served as a teacher and mentor to numerous front office personnel over the years, Devellano's influence has reached several NHL clubs. Currently there are four NHL general managers who have succeeded under Devellano's tutelage - Detroit General Manager Ken Holland, Darcy Regier of the Buffalo Sabres, Don Waddell of the Atlanta Thrashers and Scott Howson of the Columbus Blue Jackets.

Devellano, 66, did not play professional hockey, but rose through the ranks in various capacities in his native Toronto. Joining former Red Wings coach Scotty Bowman, he became a scout with the St. Louis Blues in 1967 when the NHL expanded from six to 12 teams. Also, it was Devellano's strong recommendation to owner Mike Ilitch that led to Scotty Bowman's hiring by the Wings.

Joining the New York Islanders as a scout when that club was founded in 1972, Devellano's scouting skills helped build a team that won four consecutive Stanley Cup titles (1980-83). It was Devellano who highly recommended that Islanders GM, Bill Torrey, hire Al Arbour to coach the club. Arbour was captain of the St. Louis Blues when Devellano scouted for that franchise. The recommendation turned out better than expected as Arbour guided the Islanders to four consecutive Stanley Cup Championships. In 1979-80, he became general manager of the Islanders' Indianapolis (CHL) farm club and was named Minor League Executive of the Year by The Hockey News. He returned to New York in 1981 as the Islanders' assistant general manager.

Devellano is currently a member of the International Society of Hockey Research and is part owner of the Indianapolis Indians (AAA) baseball team. He recently authored a book, "The Road To Hockeytown", that chronicles his more than 40 incredible years in the game of hockey.

On a personal level, in 2003 Devellano set up two private foundations supporting mostly children's charities in the United States and Canada.

In June of 2001 Mike Ilitch named Devellano Senior Vice-President of MLB's Detroit Tigers. Devellano resides in Detroit and Sarasota, Florida.



KEN HOLLAND

**EXECUTIVE VICE PRESIDENT/
GENERAL MANAGER**

Ken Holland enters his 13th season as general manager of the Red Wings and his 27th year with the organization. He is arguably the most successful general manager in all of professional sports over the last twelve years. Since Holland was appointed to his current position in July 1997, the Red Wings have won more games (638) than any other franchise in the National Hockey League, including 544 regular-season victories and 94 playoff wins. Under Holland's watch the Red Wings have won three Stanley Cups (1998, 2002, 2008), four Presidents' Trophies (2002, 2004, 2006, 2008), nine Central Division titles (1999, 2001, 2002, 2003, 2004, 2006, 2007, 2008, 2009) and five regular-season Western Conference titles (2002, 2004, 2006, 2007, 2008).

Holland's last four seasons have been perhaps his most impressive as an NHL general manager. After drastically cutting payroll to comply with NHL's new salary cap, he assembled a team that won the second most games in Red Wings' history (58) and the Presidents' Trophy in 2005-06. The Red Wings followed that campaign with a 50-19-13 regular season and a trip to the Western Conference Final in 2006-07. In 2007-08, the Red Wings posted a 54-21-7 record, and captured the sixth Presidents' Trophy and the 11th Stanley Cup championship in franchise history. This past season, the Red Wings' made NHL history by recording their ninth consecutive 100-point season and became only the third team in NHL history to record 50 or more wins in four consecutive seasons. The Wings finished the 2008-09 campaign with a 51-21-10 mark.

Holland solidified his respect throughout the league in March of 1999 as he orchestrated one of the most amazing 24-hour periods in NHL history during trade deadline day in his second season as Red Wings' general manager. When the dust had settled, Detroit had acquired Chris Chelios, Ulf Samuelsson, Wendel Clark and Bill Ranford. While the Wings' were unable to capture the 1999 Stanley Cup, Holland's moves were widely regarded as both sound and brilliant, and he was applauded for providing Detroit with the best possible chance of winning again.

Just two seasons later, Holland pulled off another flurry of free agent signings in the summer of 2001. It started May 24, when Holland secured the first of four veteran players by signing defenseman Fredrik Olausson out of the Swiss Hockey League. At the time, Olausson had 14 seasons of NHL experience and was playing for Bern of Swiss league in 2000-01. Holland would keep the Winged Wheel soundly rolling along as on July 1, he would trade forward Slava Kozlov and a first round draft pick to the Buffalo Sabres for elite goaltender Dominik Hasek. The very next day, Holland signed free agent forward Luc Robitaille to a two-year deal with a club option for a third season. Finally, on August 22, Holland inked Brett Hull to a two-year contract. These four high-profile players fit extremely well into the organization and contributed tremendously to Detroit's overall success in the regular season, as well as the 2002 Stanley Cup championship.

The 11th GM in club history, Holland has also worked diligently throughout his tenure to secure new contracts with many Red Wings players. Holland fully believes in keeping the continuity of the team intact to ensure the future success of the franchise. Evidence of this is shown in his ability to secure home-grown stars to new deals such as Nicklas Lidstrom, Pavel Datsyuk, Henrik Zetterberg and Johan Franzen. Holland's ability to persuade veteran stars such as Brian Rafalski and Brad Stuart to sign with Detroit continues to make the Red Wings a perennial Stanley Cup contender.

Holland's role includes overseeing all aspects of hockey operations including all matters relating to player personnel, development, contract negotiations and player movements. Due to his numerous responsibilities as GM, Holland now plays a less prominent role at the NHL Entry Draft, after being the main point person during his seven years as amateur scouting director. In that capacity, he can be credited with selecting some of Detroit's best young talent, including Vyacheslav Kozlov, Darren McCarty, Chris Osgood and Martin Lapointe, along with several other top prospects.

Holland, 53, was elevated to his present position in 1997. Prior to that time, he handled several different front-office duties for the club over a 15-year period. Holland began his off-ice career in 1985 following a professional career as a goaltender, primarily in the American Hockey League. His first position was as a western Canada scout followed by five years as amateur scouting director and three years as assistant general manager.

A native of Vernon, BC, Holland played in the junior ranks for Medicine Hat (WHL) in 1974-75. He was Toronto's 13th pick (188th overall) in the 1975 draft, but never saw action with the Maple Leafs. Holland twice signed with NHL teams as a free agent - in 1980 with Hartford and 1983 with Detroit. He spent most of his pro career with AHL clubs in Binghamton, Springfield and Adirondack. He made his NHL debut with one game in 1980-81 with Hartford followed by three games in a Detroit Red Wings uniform in 1983-84. In February of 1998, Holland was inducted to the Binghamton Hall of Fame (N.Y.).

In addition to his responsibilities with the Red Wings, Holland is also currently serving as an associate director for Hockey Canada in preparation for the 2010 Winter Olympics in Vancouver.

Ken and his wife, Cindi, reside in suburban Detroit and have four children: Brad, Julie, Rachel and Greg.



**STEVE
YZERMAN**
VICE-PRESIDENT

Steve Yzerman enters his fourth season in his role as Vice-President of the Detroit Red Wings and 26th overall with the franchise. In his current position, Yzerman works closely with Jim Devellano, Ken Holland and Jim Nill evaluating talent at both the professional and amateur levels. He provides extensive input regarding potential trades, free agent signings and at the annual NHL Entry Draft. Yzerman has captured four Stanley Cup championships in his career, three as a player (1997, 1998 and 2002) and one as a member of Detroit's management team (2008).

A standout player, Yzerman announced his retirement on July 3, 2006, after a remarkable 22-year career in the National Hockey League and with the Red Wings. He played 1,514 games (11th all-time), scored 692 goals (eighth all-time) and tallied 1,063 assists (seventh all-time). His 1,755 career points rank sixth all-time in NHL history.

Mike and Marian Ilitch purchased the team in June 1982 and soon after appointed Jim Devellano general manager. Devellano used his first pick as Red Wings' general manager to select Yzerman fourth overall in the 1983 NHL Entry Draft. He is the Red Wings' all-time leader in assists (1,063) and ranks second all-time in goals (692) and points (1,755). Only Gordie Howe (1,687) and Alex Delvecchio (1,549) played more games in a Red Wings sweater than Yzerman.

As impressive as Yzerman's statistics are, it is his title as the longest serving captain in NHL history that may encapsulate his illustrious career. His 20-year reign as captain of the Red Wings began in 1986-87 when head coach Jacques Demers appointed the young emerging star as the next leader of hockey in Detroit. Yzerman supplanted Danny Gare in the role and became the youngest captain in franchise history at just 21-years-old.

Throughout his career, Yzerman excelled in the Stanley Cup Playoffs. He made 20 post-season appearances and won the Stanley Cup three times as a player (1997, 1998 and 2002). In 1997, he led the Red Wings to their first Stanley Cup championship in 42 years. The very next season, following a tragic accident that left Vladimir Konstantinov and Sergei Mnatsakanov critically injured, Yzerman led the Red Wings on an emotional playoff run that ended in their second consecutive Stanley Cup championship. During the 1998 postseason, Yzerman led NHL in scoring with 24 points (6 goals, 18 assists) in 22 games and won the Conn Smythe Trophy as playoff MVP. In 2002, despite a serious knee injury, Yzerman once again proved to be the driving force behind the Red Wings capturing their third Stanley Cup championship in six seasons. He ranks ninth all-time in NHL playoff scoring (185 points), 16th in goals (70) and is tied with Larry Murphy for 11th in assists (115). He is Detroit's all-time leader in postseason goals, assists and points, and ranks second all-time in postseason games played (196). Yzerman's four hat tricks in the Stanley Cup Playoffs are the fifth most all-time.

In 23 seasons with Detroit, Yzerman led the club in scoring 11 times and scored over 100 points six times. He set franchise records for goals (65), assists (90) and points (155) during the 1988-89 campaign. His five seasons of 50-or-more goals are the most in Red Wings history and he owns the three highest goal-scoring seasons in franchise history (65, 1988-89; 62, 1989-90; 58, 1992-93).

On January 2, 2007, Yzerman's #19 was officially retired by the Red Wings organization in an electric pre-game ceremony at Joe Louis Arena. Yzerman was joined by family and friends, former Red Wings greats, the entire Red Wings organization, 20,066 boisterous Red Wings fans in attendance and many, many more watching the festivities on television in an emotional night that no one will soon forget. His sweater now hangs from the rafters at Joe Louis Arena along side the all-time legends of Detroit Red Wings hockey including Terry Sawchuk (1), Ted Lindsay (7), Gordie Howe (9), Alex Delvecchio (10) and Sid Abel (12).

Along with 10 NHL All-Star Game selections, Yzerman also won the Bill Masterton Trophy for perseverance, sportsmanship and dedication to the game of hockey (2002), an Olympic Gold Medal with Canada (2002), the Frank J. Selke Trophy as the NHL's best defensive forward (2000), the Lester B. Pearson Trophy as NHLPA's top player (1989), and was selected to the NHL's all-rookie team (1984).

Since retiring as a player, Yzerman has also been an integral part of the management team of Hockey Canada. He served as general manager for Team Canada at the 2007 and 2008 IIHF World Championships. Under his watch, Canada captured gold in 2007, defeating Finland in the IIHF championship game. Canada would again advance to the IIHF championship game in 2008, but settled for silver following an overtime loss to Russia. Yzerman is currently serving as the Men's Olympic Hockey Team executive director for Team Canada at the 2010 Olympic Winter Games in Vancouver.

Steve and his wife, Lisa, reside in suburban Detroit with their three daughters.



JIM NILL

**VICE PRESIDENT/ASSISTANT
GENERAL MANAGER**

Jim Nill begins his 12th season as assistant general manager and his 16th overall as a member of the Red Wings' management team. Nill's current duties include directing Detroit's amateur scouting and selections at the annual NHL Entry Draft. He also served as the general manager of the Adirondack Red Wings. His efforts as Detroit's director of player development and assistant general manager have helped contribute to four Stanley Cup championships (1997, 1998, 2002 and 2008).

Nill continues to oversee the development of the Red Wings' prospects currently assigned to Detroit's main affiliate, the Grand Rapids Griffins of the American Hockey League, as well as those in the Canadian junior and European leagues. Five seasons ago (2001-02), Nill supervised Red Wings prospects assigned to Cincinnati (AHL).

Nill, 51, joined the Red Wings front office in the summer of 1994 following three seasons with the Ottawa Senators. He began his stint with Ottawa as an amateur scout and was promoted to the team's pro scout after only two years.

Prior to Ottawa, Nill enjoyed a nine-year NHL career as a right winger with Boston, Vancouver, St. Louis, Winnipeg and Detroit. He spent his final two and a half years in uniform with the

Red Wings after being acquired from Winnipeg on Jan. 10, 1988. His NHL career numbers totaled 58 goals, 87 assists and 854 PIM in 524 regular-season games. Nill later went to Adirondack as a player/coach, retiring as a player after the 1990-91 season.

A native of Hanna, AB, Nill played for Medicine Hat (WHL) in the junior ranks, one year at the University of Calgary and was a member of the Canadian National and Olympic teams in 1979-80. He was St. Louis' fourth pick (89th overall, fifth round) in the 1978 Entry Draft.

Nill was named general manager of Team Canada for the 2004 Men's World Championships where the team captured gold by defeating Sweden 5-3 in the championship game.

Jim and his wife, Bekki, have three children, Jenna, Kristin and Trevor, and reside in suburban Detroit.



RYAN MARTIN

**DIRECTOR OF
HOCKEY ADMINISTRATION**

Ryan Martin enters his fifth season as the Director of Hockey Administration for the Detroit Red Wings. In his role with the team, Martin works closely with the Red Wings management team on a day-to-day basis. His primary responsibilities include Collective Bargaining Agreement administration and compliance, salary cap management, player contract research and analysis, and salary arbitration preparation. He is also involved extensively in player contract negotiations, strategic planning and player evaluations at both the professional and amateur levels.

Prior to joining the Red Wings, Martin practiced law from 1998-1999 in Denver, Colorado with the firm of Messner & Reeves, LLC, specializing in corporate, commercial transactional, and taxation law. From 1999-2003 he worked in Denver as an attorney and NHLPA certified player agent with Kurt Overhardt, PC and KO Sports, Inc., representing professional hockey players in all facets of their careers. Most recently, from 2003-2005, Martin served as the in-house corporate counsel for a group of closely held businesses in Massachusetts and also worked as a part-time scout for the Omaha Lancers (USHL).

A native of Connecticut, Martin graduated from Trinity College in 1992 with a Bachelor of Arts degree in Economics and Legal Studies. He went on to earn a law degree from the University of Denver College of Law in 1997 and an LL.M. in taxation from the University of Denver College of Law in 1998.

Ryan and his wife, Candace, reside in suburban Detroit with their daughter Ava and son Cam.



**JIRI
FISCHER**
DIRECTOR OF
PLAYER DEVELOPMENT

Jiri Fischer is entering his third season as the Director of Player Development for the Detroit Red Wings. In his current role, Fischer acts as a liaison between the team and drafted prospects within the organization. He oversees, evaluates and helps further the development of Red Wings prospects currently playing in junior hockey, college hockey and in Europe. Fischer travels extensively throughout the course of the season spending time with each of the team's prospects and providing them with guidance, education, mentoring and support. He continues this process each season to the point where the team's amateur prospects have developed into professionals, either in the National Hockey League with the Red Wings or the American Hockey League with Detroit's affiliate, the Grand Rapids Griffins.

Fischer was a first round pick (25th overall) of the Red Wings in the 1998 NHL Entry Draft. An imposing figure on defense at 6'5" and 235 pounds, he patrolled the blueline for Detroit from 1999-00 through 2005-06. In 305 career games, the Horovice, Czech Republic native scored 11 goals and added 49 assists for 60 points. He also collected 295 career penalty minutes. He won the Stanley Cup as a player with Detroit in 2002 and was selected as the Red Wings' Rookie of the Year by the Detroit Sports Broadcasters

Association following the 1999-2000 season.

Jiri and his wife, Avery, have one son together and reside in suburban Detroit during the season.



MIKE BABCOCK

HEAD COACH

Mike Babcock is entering his fifth season as the head coach of the Detroit Red Wings. Over his first four campaigns in the Motor City, he has compiled an impressive 213-77-38 record (.765 points percentage) including a league best 101-46-17 on the road. Babcock is the first coach in NHL history to guide his team to four consecutive 50-win seasons in his first four seasons with a team. Under his watch, the Red Wings have twice captured the Presidents' Trophy as the NHL's regular season champion. In 2005-06, Detroit finished with a league best 58 wins, including an NHL record 31 road victories, and 124 points. The Red Wings again topped the NHL standings in 2007-08 with 54 wins, 115 points and added the Jennings Trophy allowing the fewest goals against. Those win totals (58, 54) represent the second and third highest respectively in franchise history. Babcock was named head coach of the Western Conference for the 2008 NHL All-Star Game after leading the Red Wings to a Conference best 30-8-3 first-half record. The 30-wins marked the best first half win total ever in Red Wings' history. Babcock was a finalist for the 2008 Jack Adams Award as the NHL's Coach of the Year and was the winner of the Sporting News' 2008 NHL Coach of the Year as voted on by his peers. Last season, he guided the Red Wings to their eighth consecutive Central Division title with a 51-21-10 record and helped the team establish a new NHL record with their ninth consecutive 100-point season. He was named as an assistant coach at the 2009 NHL All-Star Game in Montreal. His overall record through six NHL seasons is 282-139-71 (.717 points percentage), giving him the most regular season wins among NHL head coaches since 2002-03, his first season in the National Hockey League.

Babcock's NHL postseason success is just as impressive. He guided the Red Wings to the 2008 Stanley Cup championship in only his third season with the team, securing his first title in the National Hockey League and the 11th in Red Wings team history. Since he entered the league in 2002-03, Babcock has coached in 90 NHL postseason games, 34 more than any other coach during that span. He has won 58 postseason games, the most in NHL history for head coaches through their first six seasons in the league. His .644 postseason winning percentage is tops among NHL coaches since 2003. Babcock has led his teams to the Stanley Cup Final three times and the conference finals four times through his first six seasons as an NHL head coach.

Prior to joining the Red Wings, Babcock spent two seasons with the Mighty Ducks of Anaheim (2002-04), where in his first season as an NHL head coach he led the Ducks to their first ever appearance in the Stanley Cup Final. With four straight wins over Detroit in the first round of the 2003 playoffs, the Ducks became the first team to sweep a defending Stanley Cup champion since 1952 when the Red Wings swept the Toronto Maple Leafs.

In 2002-03, Babcock led Anaheim to their then best regular season in club history, totaling 40 wins and 95 points (40-27-9-6). Anaheim was the most improved team in the NHL that season, finishing 26 points ahead of their total from 2001-02. The Ducks also set club records for lowest goals-against average (2.32) and fewest goals allowed (193).

Prior to stepping behind the bench in Anaheim, Babcock spent two seasons as head coach of the Cincinnati Mighty Ducks (2000-02), at the time the primary American Hockey League affiliate for Detroit and Anaheim. He led the club to a combined 74-59-20-7 record, including a franchise-best 41 wins and 95 points (41-26-9-4) in 2000-01. Cincinnati qualified for the Calder Cup Playoffs both seasons under his direction.

Babcock moved to Cincinnati following a successful six-year run as the head coach of the Spokane Chiefs of the Western Hockey League (1994-95 through 1999-2000). He had a regular season record of 228-173-29 in Spokane. He was twice named WHL Coach of the Year, in 1996 and 2000, and was named head coach of the 2000 WHL West Division All-Star Team.

In 1993-94, his only season with the Lethbridge Pronghorns of Canadian Interuniversity Sport, Babcock guided his team to a national championship winning the CIS University Cup and was named CIS Coach of the Year.

Babcock has also represented his native Canada at several international competitions. In 2004, he led Team Canada to the gold medal at the World Championships in Prague. Under Babcock's direction, the Canadians posted a 7-1-1 overall record and defeated Sweden 5-3 in the tournament final. In 1997, he earned the honor of coaching Team Canada at the World Junior Championships in Switzerland. Under his guidance Team Canada secured gold with a 2-0 win over the United States in the championship game. He became the first Canadian coach to serve as bench boss for both the Canadian World Junior team and Canadian World Championship team. Because of his success at both the NHL and International levels, Babcock was again tabbed by Hockey Canada to serve as Head Coach of the Canadian men's ice hockey team at the upcoming 2010 Winter Olympic Games in Vancouver.

Away from the rink Babcock is involved in several charitable causes. Most notably, he serves as a spokesman for the Jeffrey Thomas Hayden Foundation which was created to increase awareness about pediatric brain tumors and provide education and support to affected families. The JTHF was started by Tim and Cindy Hayden after losing their 12-year old son Jeffrey to a pediatric brain tumor in September 2004. A passionate supporter of the fight against pediatric cancer, he hosts a child battling the disease at each Red Wings home game.

Mike and his wife, Maureen, reside in Northville with their three children: Allie, Michael and Taylor.



**PAUL
MACLEAN**
ASSISTANT COACH

Paul MacLean returns for his fifth season as an assistant coach with the Red Wings. He is currently in his seventh season serving under head coach Mike Babcock. Previous to his time in Detroit, MacLean served as an assistant on Babcock's staff with the Mighty Ducks of Anaheim from 2002-04. In their first season together, Babcock and MacLean led the Ducks to their first ever Stanley Cup Final appearance. The pair would return to the Final again five years later with Detroit in 2008. The Red Wings defeated the Pittsburgh Penguins in six games, securing the first Stanley Cup championship of MacLean's career. Detroit would win the Western Conference title again in 2009, marking the third time in his six seasons as an NHL assistant coach that MacLean helped guide his team to the Stanley Cup Final.

Prior to joining the Anaheim coaching staff in 2002, the Antigonish, Nova Scotia native was head coach of the Quad City Mallards of the United Hockey League (UHL) from 2000-02. He led the Mallards to a two-season record of 112-27-9 (.787 winning percentage) and the 2001 Colonial Cup championship.

MacLean was the head coach of the International Hockey League's (IHL) Kansas City Blades from 1997-2000. He spent one season as an assistant coach with the Phoenix Coyotes in 1996-97 and was head coach at Peoria (IHL) from 1993-96. While with Peoria, MacLean was named the Hockey News Minor League Coach of the Year in 1994 after leading the Rivermen to a 51-24-6 mark and a division title. He was also a scout with the St. Louis Blues for two seasons from 1991-93.

A power play specialist, MacLean spent 11 seasons in the NHL as a player with Winnipeg, Detroit and St. Louis from 1980-91. He played in 719 NHL regular season games, scoring 324 goals and adding 349 assists for 673 points. He also appeared in 53 playoff games. Spending most of his playing career with Winnipeg (1981-87), MacLean had a career-high 101 points (41-61—101) in 1984-85 and was named to the Campbell Conference All-Star Team.

Paul and his wife Sharon have two sons, A.J. & David, and a daughter, Erin.



**BRAD
MCCRIMMON**
ASSISTANT COACH

Assistant Coach Brad McCrimmon enters his second season as a member of the Red Wings' coaching staff. He has more than 27 years of NHL experience as a player and coach, including three seasons on the blueline with Detroit from 1990-1993.

Prior to joining the Red Wings in 2008, McCrimmon spent four seasons as an assistant coach with the Atlanta Thrashers. He has also served as an assistant coach for the Calgary Flames (2000-2003), NY Islanders (1997-98), and with Germany's Frankfurt Lions in 2004-05.

McCrimmon spent two seasons as head coach of the Western Hockey League's Saskatoon Blades from 1998-2000, posting a 50-79-15 record. His two seasons in Saskatoon were highlighted by a 40-point improvement from 1998-99 (16-49-7; 39 points) to 1999-2000 (34-30-8; 79 points). McCrimmon also served as an assistant coach for Canada at the 2003 World U-18 Championships, helping the team capture a gold medal.

McCrimmon played 18 seasons as a defenseman in the National Hockey League for Boston, Philadelphia, Calgary, Detroit, Hartford and Phoenix. He played in 1,222 career games registering 403 points (81 goals, 322 assists). He also amassed over 1,400 penalty minutes and finished his career with a plus-444 rating, ranking him eighth on the all-time list. The native of Plenty, Saskatchewan helped Calgary win

the Stanley Cup in 1989. He also played in the 1988 NHL All-Star Game and was an NHL Second Team All-Star.

McCrimmon played three seasons with Brandon of the WHL and helped the Wheat Kings capture the 1979 WHL championship. He was a First Team All-Star in 1978 and 1979, and was named to the WHL's All-Century Team in 1999.

McCrimmon played for Canada at the 1978 and 1979 World Championships, helping them take home the bronze medal in 1978.

He and his wife, Maureen, have a daughter, Carlin, and son, Liam.



**JIM
BEDARD**
GOALTENDING COACH

Goaltending coach Jim Bedard enters his 13th season with the Red Wings. In his position, Bedard works with all goaltenders in the Red Wings' system, splitting time between Detroit and Grand Rapids as well as traveling throughout the minor leagues. He has contributed to three Stanley Cup championships during his time with the Red Wings.

Bedard played his junior hockey for the Sudbury Wolves of the Ontario Hockey League and was drafted by the Washington Capitals in the 1976 Entry Draft with their 6th choice (91st overall). He played for the Capitals' organization for five years, two of which were spent at the NHL level. His NHL statistics total 73 games played with a 17-40-13 record, one shutout and a 3.94 GAA. While not with the NHL club, Bedard spent the majority of his playing time with the Hershey Bears (AHL), but also played for the Cincinnati Stingers (CHL), Rochester Americans (AHL), Tulsa Oilers (CHL) and Dayton Gems (IHL).

Following his days with the Washington organization, Bedard traveled to Europe to play for TPS in Turku, Finland for 14 seasons.

At the conclusion of his playing days, Bedard began his coaching career working with goalies in the Ontario Hockey League. He got his start with the Niagara Falls Thunder, before moving on as an assistant coach with the Erie Otters. In addition, he served as a goaltending consultant for elite teams in Europe.

Bedard, 52, spends the off-season in his hometown of Niagara Falls, Ontario, with his wife Arja and daughter Seija.



**KEITH
McKITTRICK**
VIDEO COACH

Keith McKittrick enters his second season with the Red Wings as the team's video coach. On headset with Detroit's assistant coaches during games, Keith controls the team's video capture and editing system from the coaches' office. His responsibilities include presenting video breakdowns of game situations to staff and players during intermissions, as well as organizing video scouting reports for game preparation, and video reports for post game individual player performance reviews.

Prior to joining Detroit, Keith spent three seasons as Director of Hockey Operations for Rick Comley and the Michigan State hockey program (2005-2008). His duties in East Lansing included oversight of the team's video capture and editing system, providing video breakdowns and written scouting reports of opponents, along with coordination of team travel.

McKittrick also spent time with the Minnesota Wild from 2002-2005 as an assistant to the video coach, working on a variety of video projects and coordinating the Wild Hockey School.

McKittrick added international hockey experience to his resume when he was selected as the video coach for Team USA at the 2006 Three Nations Tournament, and at the 2007 World Junior Championships in Sweden where he helped the Americans capture a bronze medal.

A native of Boston, Massachusetts, McKittrick earned a degree in Sports Management from the University of Minnesota. Keith resides in Bloomfield Hills.



MARK HOWE

DIRECTOR OF
PRO SCOUTING

Mark Howe enters his 15th year as part of the Red Wings' front office team and his 18th season overall with the organization. After ending his professional hockey career as an NHL defenseman on September 28, 1995, Howe joined the Red Wings front office as an assistant to the hockey department. In that capacity, he began scouting the IHL and AHL levels. His energies, however, were primarily focused on preparing promising young defensemen for the NHL at the club's American Hockey League affiliate.

Howe repeated family history as his name was engraved on the Stanley Cup as the club's pro scout for back-to-back championship seasons in 1997 and 1998. Mark's father, Gordie, played for Detroit's last back-to-back Cup-winning teams in 1954 and 1955. Gordie Howe was a member of four Stanley Cup championship teams in Detroit, and Mark recently matched his father as his name now appears four times on the Stanley Cup with the Red Wings' 2002 and 2008 Stanley Cup championship teams.

Ironically, another Howe of no relation to Mark and Gordie, Syd Howe, was with the club for its first three championships, meaning that the Detroit Red Wings have never won a Stanley

Cup without having a Howe as part of the organization.

On July 8, 1992, Mark returned to his hometown when he signed with Detroit as a free agent. He appeared in 122 regular season games for the Red Wings, collecting 8 goals and 56 assists.

Playing first in the WHA and then the NHL, Howe is the second-highest scoring defenseman in professional hockey after former Red Wing Paul Coffey with 1,246 points (197-545—742 in 929 NHL games; 208-296—504 in 426 WHA games).

Howe was a First Team NHL All-Star defenseman in 1983, '86 and '87. In 1985-86, he led the league with a +85 rating, and followed with a +57 rating to pace all NHL defensemen in 1986-87. He was runner-up for the Norris Trophy in both 1986 and 1987, and was selected to five NHL All-Star Games (1981, '83, '85, '86 and '88).

Mark resides in Philadelphia and has three children: Travis, Nolan and Azia.



PAT VERBEEK

PRO SCOUT

Pat Verbeek enters his fourth season as a pro scout with the Red Wings after playing two seasons with the team (1999-2001) and serving as a part-time color analyst for Red Wings' television broadcasts on FSN Detroit.

Verbeek, 45, is responsible for providing insight to evaluate talent and consider player personnel decisions. He is called upon to scout select teams at the NHL and AHL levels. Pat provides key information to the Red Wings' coaching and management staffs regarding potential trades, free agent acquisitions, and in preparation for upcoming opponents.

The Sarnia, Ontario native played for five different clubs during his 21-year NHL career (New Jersey, Hartford, NY Rangers, Dallas and Detroit). He was selected 43rd overall in the 1982 NHL Entry Draft by New Jersey and made his NHL debut with the Devils during the 1982-83 season. Verbeek compiled 1,063 points (522 goals, 541 assists) in 1,424 career games.

Pat and his wife, Dianne, have four children.



**GLENN
MERKOSKY**
PRO SCOUT

Glenn Merkosky, 49, begins his 11th season as a member of Detroit's scouting staff and 18th season overall with the organization. His primary responsibilities include scouting the American Hockey League and identifying minor league talent for the Red Wings. He also scouts the National Hockey League, evaluating players for Detroit.

During his time with the Red Wings, Merkosky served as both a head coach and an assistant coach for the team's former minor league affiliate, the Adirondack Red Wings. He played 66 career games in the NHL, including 20 with Detroit.

Glenn resides in Glens Falls, New York with his wife, Jennifer. They have four children.



**BRUCE
HARALSON**
PRO SCOUT

Bruce Haralson enters his first season as a pro scout for the Detroit Red Wings after spending the previous 13 seasons as an amateur scout with the organization. His primary responsibility in his new role with the team will be scouting NHL clubs based in the western United States and Canada, along with their minor league affiliates in the American Hockey League. Bruce is responsible for evaluating talent at the NHL and AHL levels in order to provide input to Red Wings management regarding potential trades and free agent acquisitions. In his previous role, Bruce scouted amateur players in the western junior and college ranks in advance of the annual NHL Entry Draft.

Bruce and his wife, Lise, live in Lynden, Washington and spend their summers in Kelowna, British Columbia. They have two sons, Jay and Chad.

SCOUTING STAFF



JOE McDONNELL
Director of
Amateur Scouting



JEFF FINLEY
Amateur Scout



MARK LEACH
Amateur Scout



DAVE KOLB
Amateur Scout



HAKAN ANDERSSON
Director of
European Scouting



VLADIMIR HAVLUJ
European Scout



EVGENI ERFILOV
European Scout



MARTY STEIN
Part-Time Scout



ARI VOURI
European Scout

TRAINING, EQUIPMENT & MEDICAL STAFF

TRAINERS

Piet Van Zant is entering his eighth season as head athletic trainer and 16th with the organization. He joined the Red Wings' staff for the 1999-2000 season after spending six years with Detroit's AHL franchise in Glens Falls, NY. Van Zant received a bachelor's degree in athletic training from Central Michigan University in 1993. Piet and his wife Missy reside in suburban Detroit with their children Jared, Dylan, Mikayla and McKenna.

Russ Baumann enters his eighth season with the Red Wings as the club's assistant athletic therapist. The Livonia native graduated from Central Michigan University with a bachelor's degree in athletic training in 1993 and his Master's in physical therapy from Wayne State University in 1999. Russ resides with his wife Jennifer, son Blake and daughter Hailey in suburban Detroit.

EQUIPMENT STAFF

Paul Boyer enters his 16th season as equipment manager after joining the Wings for the 1994-95 season following one season with the New Jersey Devils. A native of Sault Ste. Marie, Ontario, Paul earned a bachelor of science degree from Lake Superior State University, then spent five years as the school's hockey trainer before heading to the National Hockey League. Boyer was selected to work the 2002 NHL All-Star game in Los Angeles. He is currently in his fourth year as president of the Society of Professional Hockey Equipment Managers (SPHEM). Prior to being named president of SPEHM, Boyer was secretary for four terms. Paul and his wife Helen have three children and reside in suburban Detroit.

John Remejes enters his second season as assistant equipment manager of the Red Wings. The Mt. Clemens native was part of the Red Wings game night staff for 14 years, beginning as a stick boy for visiting NHL teams at age 16, prior to his first year as a full-time assistant equipment manager in 2008-09. John attended Central Michigan University and Alma College.

Adam Sheehan begins his second season as assistant equipment manager of the Red Wings. Prior to joining the Red Wings, the Farmington Hills native spent seven seasons with the Phoenix Coyotes and one with the Carolina Hurricanes. He attended Western Michigan University to study Criminal Justice. Adam resides in suburban Detroit.

MEDICAL STAFF

The Red Wings' medical staff consists of the club's medical director, Donald W. Weaver, M.D. (5th year), team physicians Douglas G. Plagens, M.D. (5th year) and Anthony Colucci, D.O. (16th year), and team dentists Dr. Jeffrey Boogren (1st year) and Dr. Randy Freij (1st year).



PIET VAN ZANT
Athletic Trainer



RUSS BAUMANN
Assistant
Athletic Trainer



PAUL BOYER
Equipment
Manager



JOHN REMEJES
Assistant
Equipment Manager



ADAM SHEEHAN
Assistant
Equipment Manager



SERGEI TCHEKMAREV
Team Masseur



ANTHONY COLUCCI, D.O.
Team Physician



DONALD W. WEAVER, M.D.
Team Medical Director



DOUGLAS G. PLAGENS, M.D.
Team Physician



**DR. JEFFREY
BOOGREN**
Team Dentist



DR. RANDY FREIJ
Team Dentist

RED WINGS & JOE LOUIS ARENA STAFF



MARTY BAITY
Director of
Concessions



JOE BARBER
Director of Ticket Sales
& Service



MIKE BAYOFF
Director of Publishing,
New Media &
Alumni Relations



TODD BEAM
Media Relations
Manager



MIKE BEREND
Director of Hospitality



CHRIS BODUCH
General Accountant



JOHN BORSIO
Executive Chef



MATT BOYCE
Ticket Service &
Retention Representative



CHRIS BROWN
Box Office Manager



MATT BROWN
Vice President of
Corporate
Partnership Sales



JIM BULLO
Director of
Operations



MARKUS BURNS
Receptionist



LAUREN CAMPBELL
Corporate Partnership
Account Service
Manager



ROB CARR
Vice President/
General Counsel



NICOLE CHAMBERS
Corporate Partnership
Account Service
Manager



SARA CURTIN
Concessions
Accountant



JULIE DAILEY
Administrative
Assistant



DAVE DECKERT
Director of Ticket
Operations



RICK FENTON
Vice President of
Security & Parking
Services



MIKE FERA
Corporate Partnership
Account Service
Manager



Y'EASTARI FORD
e-Marketing &
Research Manager



JENNIFER FOURNIER
Executive Assistant



ERICH FREINY
Ticket Sales/Account
Executive



CASEY GMERK
Sales Coordinator



RUSS GREGORY
Director of
Corporate
Development



JOHN HAHN
Senior Director of
Communications



JEFFREY HANCOCK
Accounting Manager



LISA HICKOK
Public Relations
Coordinator



JOHNNY JACKSON
Director of
Corporate Security
& Safety



PAM JANIEC
Office Services
Manager

RED WINGS & JOE LOUIS ARENA STAFF



DAVE JONES
Operations Assistant



KELLI KEARLY
Community Relations
Coordinator



MARK KELLY
Advertising Account
Executive



ROB CROLL
Senior Advertising
Account Executive



COLLEEN LAFRINIERE
Suites Chef



KEVIN LAO
Premium Sales
Account Executive



ANGELA LONG
Executive Administrative
Assistant



RACHEL LUPO
Ticket Service &
Retention
Representative



ALYCIA LYNCH
Ticket Service &
Retention
Representative



PAUL McDONALD
Vice President of
Finance



ROB MATTINA
Director of
Marketing



ERIN MAZUREK
Corporate Events
Sales Manager



BRIDGET MERRITT
General Accountant



RYAN MICHAELS
Ticket Sales/
Account Executive



DOUG MURPHY
Advertising Account
Executive



TRACEY NETTLES
Box Office Auditor



TORI NEWBERRY
Senior Account
Executive



SHELDON NUEMAN
Director of
Broadcasting



KRISIN OUIMET
Ticket Sales
Manager



TIM PADGETT
Vice President &
General Manager
of Operations



KIMBERLY PALTER
Marketing Assistant



LINETTE PARKER
Merchandise Operations
Supervisor



PHIL PIERCE
Fan Development/
Youth Hockey
Manager



MIKE PROVOST
Merchandise
Manager



MIKE PURGATORI
Web Video Manager



WENDY RACHWAL
Olympia Club Manager



KIM RECKLEY
Director of
Corporate Partnership Sales



HOWARD ROSNER
Director of Business
Development



GEORGE SCHLANG
Union Engineer



AYRON SEQUEIRA
Executive Producer/
Event Entertainment

RED WINGS & JOE LOUIS ARENA STAFF



CRAIG SHAW
Advertising Account
Executive



KATHY SIELAFF
Office Manager/Food
& Beverage



BRIAN SKIPINSKI
Operations Manager



ALBERT SOBOTKA
Building Operations
Manager



BOB STEFANSKI
Vice President of
Food & Beverage



STEVE VIOLETTA
Senior Vice President
of Business Affairs



DANA WARG
President of
Olympia Entertainment



CINDY WEXEL
Suites Catering
Coordinator



LUCRETIA WILLIAMS
Box Office Administrative
Assistant



CHAD WARDIE
Ticket Sales/Account
Executive



MISTY WRIGHT
Courier



MOLLY WURDACK
Ticket Service &
Retention Manager



KATHI WYATT
Executive Assistant



LISA WYROCK
Event Services
Manager

RED WINGS ON THE AIR

FOX SPORTS DETROIT

All 82 Detroit Red Wings regular-season games will be carried live on both radio and television. Fox Sports Detroit continues as the main television partner of the Red Wings by airing up to 72 regular-season contests and all playoff contests not designated as exclusive national broadcasts.

Ken Daniels and Mickey Redmond return as the Wings TV announce crew with former Red Wing Larry Murphy rotating in for Redmond during select road games.

In addition to the local and regional coverage by Fox Sports Detroit, at least 10 Red Wings games will be carried nationally in the United States by NBC and VERSUS.

NBC will carry the game on Sunday, April 4th when Detroit travels to Philadelphia to take on the Flyers, as well as up to four other possible match-ups featuring the Red Wings, while nine games will be distributed nationally on the NHL's cable rightsholder VERSUS.

Ken Daniels begins his 13th season as the Red Wings' television play-by-play announcer, joining the team from Hockey Night In Canada, where he did play by play and was also a host, including segments with Don Cherry on Coach's Corner.

While working for CBC, Daniels' diverse sports experience included hosting stints for CBC Sports Weekend and the Indy-Car World Series, as well as Formula One Grand Prix coverage and Toronto Blue Jays baseball. Daniels' broadcast resume also includes two Olympic Games (1996 Atlanta and 1988 Seoul) where he covered a wide range of sports including cycling, baseball, canoeing, kayaking, tennis and judo.

In addition to his numerous television assignments for CBC, Daniels was also the voice of morning sports for Toronto's all sports radio station, The Fan 590, for eight years.

Ken won a Michigan Emmy in 2006 when he called a Red Wings-Ottawa Senators game from between the benches at Joe Louis Arena.

Mickey Redmond enters his 24th year as color analyst on Red Wings television. Redmond is a highly regarded analyst whose broadcast resume includes work on nationally televised games for Fox Sports, ESPN (including ESPN International broadcasts of the 1997 and 1998 Stanley Cup Finals) and CBC's Hockey Night In Canada. During the 2001 Stanley Cup Playoffs, Redmond worked with ABC as the sideline reporter for the Detroit broadcasts.

Mickey twice was a 50-goal scorer in five full seasons with Detroit after being acquired from Montréal with Guy Charron and Bill Collins for Frank Mahovlich in January of 1971. He scored 52 goals and made the NHL's First All-Star Team in 1973, and netted 51 the next season to earn a Second-Team berth. He had 233 goals and 195 assists in 538 regular-season games in nine NHL seasons with Montréal and Detroit.

John Tuohey enters his 13th year as Executive Producer for FSN Detroit telecasts. A native of Detroit and graduate of the University of Michigan, Tuohey returned to his hometown in 1997 to launch Fox Sports Detroit, leaving his own production company in Chicago. He spent ten years as executive producer of SportsChannel Chicago where he earned local Emmys for his work on Blackhawks, Bulls and White Sox telecasts.

97.1 FM THE TICKET

97.1 FM The Ticket (along with WXYT AM 1270) begins year number nine as the flagship radio station of the Red Wings with the announce team of Ken Kal and Paul Woods. 97.1 FM The Ticket will broadcast all of Detroit's regular-season and playoff games.

The radio team of play-by-play announcer Ken Kal and analyst Paul Woods return for their 15th season together behind the microphone of the Wings' flagship station 97.1 FM The Ticket.

Ken Kal begins his 15th season as the radio play-by-play man for the Red Wings. Prior to joining Detroit, Kal handled the play-by-play duties for University of Michigan hockey for 11 years on Ann Arbor AM stations - seven on WTKA after the first four on WAAM, during which time he also covered the Red Wings as a reporter. Born and raised in the city of Detroit, Kal began his radio career immediately following graduation from Wayne State University in 1979 with his first job at WAAM, handling sports and working as an on-air personality.

In addition to his broadcast duties, Kal represents the Red Wings in the community, often visiting schools or business groups, hosting team events and playing for the Wings' charity softball team. Rounding out his administrative duties, Ken also works with the broadcast department to expand the Red Wings radio network and maintain affiliate relations. Kal received the Detroit Sports Broadcasters Association's Ty Tyson Award for broadcast excellence in 2007. He is also a board member of the Polish-American Sports Hall of Fame. Ken and his wife, Darlene, reside in St. Clair Shores, MI and enjoy boating and spending time with their two dogs.

Paul Woods is back for his 23rd year as color analyst for the Red Wings, a career which began shortly after the conclusion of his playing days in the NHL. A native of Hespeler, ON, Woods was drafted by Montréal in 1975. He never played for the Canadiens, but was obtained by Detroit in the 1977 waiver draft. His seven-year stint with the Red Wings began in 1977-78 and ended after the 1983-84 season. He finished his career with 72 goals and 124 assists in 501 regular-season games.

PUBLIC ADDRESS ANNOUNCER

A mainstay on the Detroit Red Wings staff, public address announcer **Budd Lynch**, 92 years young, begins his 60th season with the organization. He began his Red Wings' career in 1949 as the team's radio play-by-play announcer. He attempted a retirement in 1975, but was brought back to the team by Alex Delvecchio as the director of publicity. A second retirement attempt in 1985 failed when Marian Ilitch asked Lynch to stay on at his current position of public address announcer. Lynch was given the Ty Tyson Award for excellence in sports broadcasting by the DSBA in 2005.

RADIO & TV



PAUL WOODS & KEN KAL
WXYZ Analyst - WXYZ Play-by-Play



MICKEY REDMOND & KEN DANIELS
Television Analyst - Television Play-by-Play



LARRY MURPHY
Television Analyst



JOHN KEATING
Pre-Game Host/Reporter



TOM BIGBY
Program Director
97.1 The Ticket-WXYZ



BUDD LYNCH
Public Address
Announcer



JOHN TUOHEY
Executive Producer
Fox Sports Net Detroit

DETROIT RED WINGS NETWORK AFFILIATES

COVERING THE ENTIRE STATE OF MICHIGAN AND BEYOND...

CITY	STATION	FREQUENCY
Ann Arbor	WTKA	1050 AM
Adrian.....	WABJ	1490 AM
Battle Creek.....	WBFN	1400 AM
Big Rapids/Reed City ...	WDEE	97.3 FM
DETROIT.....	WXYZ	97.1 FM
Escanaba.....	WCHT	600 AM
Flint.....	WTRX	1330 AM
Grand Rapids	WBBL	1340 AM
Holland.....	WHTC	1450 AM
Houghton.....	WCCY	1400 AM
Jackson	WKHM	970 AM
Kalamazoo.....	WKZO	590 AM
Newberry	WNBY	1450 AM
Port Huron	WPHM	1380 AM

CITY	STATION	FREQUENCY
Saginaw	WSGW	790 AM
Traverse City.....	WTCM	580 AM
Toledo, Ohio	WLQR	1470 AM
London, Ontario	CJBK	1290 AM
Chatham, Ontario	CFCO	630 AM
Hillsdale	WCSP	1340 AM
Ironwood.....	WJMS	590 AM
Lansing	WQTX	92.1 FM
Petoskey.....	WMBN	1340 AM
Cadillac.....	WMKT	1270 AM
Petoskey	WATT	1240 AM
Sault Ste. Marie.....	WSOO	1230 AM
Lansing	WVFN	94.9 FM
Muskegon.....	WEFG	97.5 FM

AFFILIATE STATIONS ARE SUBJECT TO CHANGE

GAME STAFF


Public Address Announcer.....	Budd Lynch
Director of Broadcasting	Sheldon Nueman
Broadcast Production Assistant	Carol Sarnecky
NHL Engineering	Daniel Thoms
Minister of Statistics and Research	Greg Innis
Statistics and Research Assistant	Morris Moorawnick
Game Night Staff Coordinator	Gary Hinds
Game Night Staff Volunteers.....	Jason Blades, Jerry Brown, Dino Hinds, Larry Kosiba, Chip Molitor, Jim Omilian, Matt Pavelich, Mark Pernak Tom Shaw, Paul Vockler
Red Wings' Dressing Room Attendant	Rick Szuber
Visitors' Dressing Room Attendants	Adam Sheehan, Henry Baker

NHL OFF-ICE OFFICIALS

Supervisor & Penalty Timekeeper	Mike Hargraves
Game Timekeeper	Phil Blain
Official Scorer	Bob Dallos
Goal Judges	Jack MacRobert, Len Paquette
Penalty Box Attendants.....	Steve Hosmer, Ken McFadden
Real Time Scorers.....	Mike Blair, Roy Finger, Doug Flees, Greg Hames, Ron Hayes, Tom Mallon, Gerald McKelvey
Commercial Coordinator	John Viece
Video Replay	Kevin Hall, Dennis Parish

THE 2009-10 DETROIT RED WINGS





8 JUSTIN ABDELKADER

6-1 • 215 lbs. • Left Wing • Shoots Left
 Born: Muskegon, MI – February 25, 1987
 Last Amateur Club: Michigan State University
 (Central Collegiate Hockey Association – NCAA)

BECAME A RED WING: Second round (42nd overall) in 2005 NHL Entry Draft.



VS. NHL

Team	GP	G	A	PTS	PIM
ANA	0	0	0	0	0
ATL	0	0	0	0	0
BOS	0	0	0	0	0
BUF	0	0	0	0	0
CAL	0	0	0	0	0
CAR	0	0	0	0	0
CHI	1	0	0	0	0
COL	0	0	0	0	0
CBJ	1	0	0	0	2
DAL	0	0	0	0	0
DET	0	0	0	0	0
EDM	0	0	0	0	0
FLA	0	0	0	0	0
L.A.	0	0	0	0	0
MIN	0	0	0	0	0
MON	0	0	0	0	0
NSH	0	0	0	0	0
NJ	0	0	0	0	0
NYI	0	0	0	0	0
NYR	0	0	0	0	0
OTT	0	0	0	0	0
PHI	0	0	0	0	0
PHX	1	0	0	0	0
PIT	0	0	0	0	0
SJ	0	0	0	0	0
STL	1	0	0	0	0
TB	0	0	0	0	0
TOR	0	0	0	0	0
VAN	0	0	0	0	0
WASH	1	0	0	0	0
TOTAL	4	0	0	0	2

CAREER

Entering his second professional season...Signed a three-year entry-level contract 4/4/08...Selected by Detroit 42nd overall in 2005 NHL Entry Draft...Made his NHL debut 4/3/08 on an amateur tryout.

BY SEASON

2008-09: Appeared in two regular season games with Detroit...Did not register a point in two regular season games...Recalled to Detroit 5/8 and played in 10 postseason games for the Red Wings, recording 32 hits...Played in his first career NHL postseason game in Game 5 vs. Anaheim on 5/10, registering his first career postseason point (assist)...Scored his first two career postseason goals in Games 1 and 2 vs. Pittsburgh, becoming the first player in NHL history to score goals in the first two games of a Stanley Cup Final having never previously scored a goal in the NHL (regular season or playoffs)...Made his AHL debut with the Grand Rapids Griffins...Appeared in 76 games, finishing second in team scoring with 52 points, tied for second in goals (24), and fifth in assists (28)...Led team with 102 penalty minutes...Tied for third in goals among AHL rookies...Recorded team-best six goals in 10 games during AHL postseason...Named to the AHL's All-Rookie Team and a finalist for the rookie of the year award, equaling the franchise record for most goals by a rookie (22) and recording the second most points by a Griffins' rookie

2007-08: Signed to an amateur tryout by Detroit 4/3, forgoing his final collegiate season...Made his NHL debut vs. Columbus 4/3, playing 11:20 and recording three shots and three hits...Played two regular season games for the Wings...Was a Black Ace during the 2008 playoffs...Appeared in 42 games for Michigan State...Named alternate captain as a junior...Finished second on team in points (40), game-winning goals (5), plus-minus (+15), shots (137), and finished third in assists (21) and goals (19)...Led team with 107 PIM...MSU owned an 18-4-0 record when Abdelkader registered a point...Named to NCAA West Regional All-Tournament Team...CCHA's Best Defensive Forward

2006-07: Appeared in 38 games for Michigan State...Helped MSU capture the 2007 NCAA Championship, scoring the game-winning goal in the championship game vs. Boston College with 18.9 seconds remaining – the latest a game winner has ever been scored in a NCAA title game...Named 2007 NCAA Championship Tournament MVP and 2007 Frozen Four Most Outstanding Player...Finished third on the team in scoring with 33 points and tied for third on the squad with 18 assists...Led team with 91 penalty minutes

PERSONAL

Justin resides in Muskegon, Michigan, during the off-season. Justin started Michigan State's "Shoot for a Cure" initiative, which has raised more than \$20,000 towards children's cancer charities since its inception in January 2008. He remains active with the cause even after leaving the MSU hockey program.





CAREER HIGHLIGHTS

FIRSTS

FIRST GP: 04/03/2008 DET 3 VS CBJ 2

MOSTS

GOALS: 0 (4X)
ASSISTS: 0 (4X)
POINTS: 0 (4X)
SOG: 3 (2X)
PIM: 2 (1X)

MOST RECENTLY

02/02/2009 DET 4 VS STL 3
02/02/2009 DET 4 VS STL 3
02/02/2009 DET 4 VS STL 3 (OG-OA)
04/06/2008 DET 4 VS CHI 1
04/03/2008 DET 3 VS CBJ 2

MOSTS

HAT TRICKS: 0
MULTI-PT GAMES: 0

MOST RECENTLY

LONGEST PERSONAL STREAKS (GAMES IN WHICH HE PLAYED)

GOALS: 0
ASSISTS: 0
PTS: 0

CAREER STATS

REGULAR SEASON

PLAYOFFS (BOLD)

SEASON	CLUB	LEAGUE	GP	G	A	P	PM	GP	G	A	P	PM
2007-08	DETROIT	NHL	2	0	0	0	0	0	0	0	0	0
2008-09	DETROIT	NHL	2	0	0	0	0	10	2	1	3	0
DETROIT TOTALS			4	0	0	0	2	10	2	1	3	0
NHL TOTALS			4	0	0	0	2	10	2	1	3	0





44 TODD BERTUZZI

6-3 • 227 lbs. • Right Wing • Shoots Left

Born: Sudbury, ON – February 2, 1975

Last Amateur Club: Guelph Storm (OHL)

BECAME A RED WING: Signed as a free agent on August 18, 2009.

Previously played for Detroit when acquired via trade on February 27, 2007.



VS. NHL

Team	GP	G	A	PTS	PIM
ANA	34	12	13	25	32
ATL	7	3	4	7	6
BOS	23	11	8	19	20
BUF	21	6	3	9	21
CAL	49	9	20	29	125
CAR	20	1	8	9	14
CHI	39	9	18	27	45
COL	47	11	20	31	84
CBJ	28	11	18	29	21
DAL	38	11	11	22	57
DET	34	15	15	30	39
EDM	49	15	20	35	93
FLA	23	12	6	18	24
L.A.	41	6	24	30	46
MIN	37	13	17	30	46
MON	25	4	12	16	28
NSH	33	12	20	32	49
NJ	21	6	9	15	14
NYI	10	6	8	14	12
NYR	21	10	4	14	60
OTT	23	7	6	13	29
PHI	22	3	9	12	31
PHX	35	10	22	32	52
PIT	19	6	11	17	16
SJ	41	9	15	24	63
STL	39	9	13	22	101
TB	21	8	9	17	27
TOR	22	12	14	26	28
VAN	14	2	3	5	14
WASH	23	6	9	15	24
TOTAL	859	255	369	624	1221

CAREER

Entering his 14th NHL season and his second with Detroit... Has represented Canada at the 1998 and 2000 IIHF World Championships and the 2006 Winter Olympic Games... Finished third in the NHL with 46 goals and led the NHL with 25 power-play goals in 2002-03... Has recorded 145 career multi-point games... Has recorded five career hat tricks... Has 1,221 career penalty minutes.

BY SEASON

2008-09: Appeared in 66 games for Calgary... Finished sixth on team with 44 points (15-29—44)... Tallied six power-play goals and four game-winning goals... Averaged 18:36 of ice time in regular season... Registered a career high four assists on Feb. 14 at Phoenix... Missed 15 games due to injury (leg, hip flexor)... Recorded 7 multi-point games... Played in his 800th career game on Oct. 23 at Nashville... Registered his 600th career point on Dec. 10 at Detroit... Appeared in all six postseason games for Calgary... Registered two postseason points (1-1—2) and eight PIM... Averaged 17:24 of ice time during postseason.

2007-08: Appeared in 68 games for Anaheim... Finished season with 40 points (16-24—40) and 97 PIM... Notched four power-play goals and two game-winning goals... Played 19:47 in his Anaheim debut Sept. 29 at LA... Recorded his first goal and his multi-point game as a Duck on Oct. 3 at Detroit... Registered a five-game point streak from Dec. 22—Jan. 2 (2-3—5 during streak)... Averaged 16:27 of ice time during regular season... Recorded three consecutive multi-point games from Jan. 9-15... Appeared in all six playoff games for Anaheim... Finished postseason with two assists and 14 PIM... Averaged 14:14 of ice time in postseason.

2006-07: Appeared in a total of 15 regular season games... Missed 67 games due to injury (back)... Appeared in 7 games for Florida collecting seven points (1-6—7) and 13 PIM... Traded to Detroit from Florida in exchange for Shawn Matthias on Feb. 27... Made his Red Wings debut on Mar. 22 vs. Columbus... Appeared in 8 games for Detroit tallying four points (2-2—4)... Appeared in 16 postseason games for Detroit... Missed two games due to injury (concussion)... Registered seven points (3-4—7) and 15 PIM in the postseason... Advanced to the Conference Finals for the first time in his career... Averaged 14:24 on ice per postseason game.

2005-06: Appeared in all 82 regular season games for Vancouver... Finished the season with 71 points (25-46—71) and 120 PIM... Appeared in his 700th career game on Mar. 25 vs. Edmonton and picked up the 299th and 300th assists of his career... Registered a six-game point streak from Mar. 17-29 (1-8—9 during streak)... Participated in the 2006 Winter Olympic Games as a member of Team Canada... Notched two hat tricks (Nov. 13 vs. Detroit and Jan. 14 at New York Islanders)... Registered his 500th career point on 1/14 at New York Islanders... Finished with 200 shots on goal... Averaged 19:07 of ice time during regular season.



2004-05: Did not play

2003-04: Appeared in 69 games for Vancouver...Finished the season with 60 points (17-43—60) and 122 PIM...Names as a starter in the 2004 NHL All-Star Game...Missed the final 13 games of the regular season due to suspension following an incident on Mar. 8 vs. Colorado...Had a five game point streak from Nov. 18-25 (2-8—10 during streak).

2002-03: Appeared in all 82 games for Vancouver...Established career highs in goals (46) and points (97)...Finished season third in NHL in goals and first in power-play goals (25)...Named to first NHL All-Star Team for the season...Registered a 12-game point streak Jan.17-Feb.13 (6-8—14 during streak)...Recorded his third career hat trick on Mar. 17 at Dallas...Scored two goals just 61 seconds apart on Jan. 21 at Nashville...Named to Western Conference All-Star Team on Jan. 16...Recorded a seven game point streak Dec. 26-Jan. 10 (7-5—12 during streak)...Averaged 20:34 of ice time during regular season...Appeared in 14 games during the 2003 postseason...Logged a career postseason high 31:35 of ice time in Game Four of the CSF on May 2 at Minnesota...Recorded a three-game point streak Apr. 16-20 (1-2—3)...Finished the postseason with six points (2-4—6) and 60 PIM...Averaged 21:04 of ice time during postseason.



CAREER HIGHLIGHTS

FIRSTS

FIRST GP: 10/07/1995 NYI 4 AT BOS 4
FIRST ASST: 10/07/1995 NYI 4 AT BOS 4
FIRST GOAL: 10/07/1995 NYI 4 AT BOS 4
FIRST GOAL VERSUS: LACHER, BLAINE AT 9:11 OF PERIOD 2

MOSTS

GOALS: 3 (5X)
ASSISTS: 4 (1X)
POINTS: 4 (6X)
SOG: 8 (2X)

MOST RECENTLY

01/14/2006 VAN 8 AT NYI 1
02/14/2009 CGY 7 AT PHO 5
02/14/2009 CGY 7 AT PHO 5 (OG-4A)
03/26/2008 ANA 2 VS LA 1

MOSTS

PIM: 22 (1X)
HAT TRICKS: 5
MULTI-PT GAMES: 145

MOST RECENTLY

11/07/1999 VAN 1 VS STL 6
01/14/2006 VAN 8 AT NYI 1 (3G)
02/14/2009 CGY 7 AT PHO 5 (OG-4A)

LONGEST PERSONAL STREAKS (GAMES IN WHICH HE PLAYED)

GOALS: 4 (2X) 10/11/2008 10/18/2008 (5G)
ASSISTS: 6 (3X) 01/07/2008 01/18/2008 (7A)
PTS: 15 (1X) 01/03/2002 02/04/2002 (7G-13A)

LONGEST PERSONAL STREAKS (GAMES IN WHICH HE PLAYED)

GMS: 218 11/06/2001 03/08/2004

CAREER STATS

REGULAR SEASON

PLAYOFFS (BOLD)

SEASON	CLUB	LEAGUE	GP	G	A	P	PM	GP	G	A	P	PM
1995-96	NY ISLANDERS	NHL	76	18	21	39	83	0	0	0	0	0
1996-97	NY ISLANDERS	NHL	64	10	13	23	68	0	0	0	0	0
1997-98	NY ISLANDERS/VANCOUVER	NHL	74	13	20	33	121	0	0	0	0	0
1998-99	VANCOUVER	NHL	32	8	8	16	44	0	0	0	0	0
1999-00	VANCOUVER	NHL	80	25	25	50	126	0	0	0	0	0
2000-01	VANCOUVER	NHL	79	25	30	55	93	4	2	2	4	8
2001-02	VANCOUVER	NHL	72	36	49	85	110	6	2	2	4	14
2002-03	VANCOUVER	NHL	82	46	51	97	144	14	2	4	6	60
2003-04	VANCOUVER	NHL	69	17	43	60	122	0	0	0	0	0
2005-06	VANCOUVER	NHL	82	25	46	71	120	0	0	0	0	0
2006-07	FLORIDA/DETROIT	NHL	15	3	8	11	19	16	3	4	7	15
2007-08	ANAHEIM	NHL	68	14	26	40	97	6	0	2	2	14
2008-09	CALGARY	NHL	66	15	29	44	74	6	1	1	2	8
DETROIT TOTALS			8	2	2	4	6	16	3	4	7	15
NHL TOTALS			859	255	369	624	1221	52	10	15	25	119



44 TODD BERTUZZI continued

2001-02: Appeared in 72 games for Vancouver... Finished third in NHL in points (85)... set new career highs in goals (36), assists (49) and points (85)... Registered a 15-game point streak Jan. 3-Feb. 4 (7-13—20) tying a Canucks franchise record and longest in NHL for 2001-02 season... Scored his second career hat trick on Mar. 19 at New York Rangers... Scored his 100th NHL goal on Oct. 9 at Colorado... Appeared in six postseason games for Vancouver... Finished with four points (2-2—4) and 14 PIM... Recorded points in consecutive games Apr. 19 and 21 (2-1—3).

2000-01: Appeared in 79 games for Vancouver... Set new career highs in assists (30) and points (55)... Appeared in his 400th NHL game on Mar. 28 vs. Dallas... Notched his first career hat trick on Dec. 30 at San Jose... Registered his first career four-point game on Nov. 21 at St. Louis (2-2—4)... Appeared in all four postseason games for Vancouver... Scored his first playoff goal on Apr. 12 at Colorado... Registered a three-game point streak Apr. 12-18 (2-2—4).

1999-00: Appeared in 80 games for Vancouver... Set new career highs for goals (25), assists (25) and points (50)... Finished fourth in team scoring... Notched two goals just 15 seconds apart on Jan. 17 vs. Toronto... Registered a six-game point streak Dec. 29-Jan. 12 (4-3—7)... Played in his 250th career game on Oct. 13 vs. Calgary.

1998-99: Scored his 100th career point (assist) on Oct. 25 at Tampa Bay... Missed 31 games due to a fractured tibia suffered on Nov.

1...Suffered a torn ACL in his left knee on Mar. 5 vs. Calgary and missed the remainder of the season.

1997-98: Collected two points (1-1—2) in his first game with Vancouver on Feb. 7 vs. San Jose... Played in his 200th career game on Mar. 9 vs. St. Louis... Represented Canada at the 1998 World Hockey Championships in Switzerland.

1996-97: Recorded 10-13—23 in his sophomore season in the NHL... had a career high four-game goal streak Mar. 4-11 (4-0—4)... Had a career five-game point streak Mar. 19-29... Assigned to Utah (IHL) on Dec. 12.

1995-96: Made his NHL debut with the New York Islanders at Boston collecting two points (1-1—2) on Oct. 7... Became the first Islanders rookie to score in his debut since Greg Parks in 1990... Fourth on team in scoring... Had a pair of four-game point streaks (Nov. 28-Dec. 5, Apr. 8-13)... Recorded the first two goal and three point game of his career (2-1—3) on Apr. 10 at Pittsburgh.

PERSONAL

Todd and his wife, Julie, have two children: daughter, Jaden and son, Tag. The family resides in Metro Detroit during the season and spends the off-season in Kitchener, Ontario. Enjoys mountain biking and playing golf.







VS. NHL

Team	GP	G	A	PTS	PIM
ANA	33	4	9	13	23
ATL	10	3	0	3	6
BOS	8	0	1	1	15
BUF	9	0	1	1	2
CAL	32	5	10	15	11
CAR	9	1	3	4	0
CHI	40	3	11	14	10
COL	35	7	5	12	18
CBJ	37	13	10	23	23
DAL	36	4	10	14	14
DET	15	1	4	5	4
EDM	19	2	8	10	8
FLA	9	5	1	6	20
L.A.	33	4	8	12	14
MIN	32	11	11	22	29
MON	11	3	2	5	6
NSH	40	4	9	13	22
NJ	6	0	1	1	2
NYI	6	2	1	3	4
NYR	8	1	2	3	12
OTT	10	0	3	3	8
PHI	7	0	0	0	6
PHX	30	5	4	9	12
PIT	7	1	1	2	0
SJ	29	2	8	10	14
STL	44	6	14	20	18
TB	9	1	3	4	4
TOR	12	4	3	7	9
VAN	32	6	8	14	22
WASH	6	0	0	0	0
TOTAL	614	98	151	249	336

11 DANIEL CLEARY

6-0 • 210 lbs. • Right Wing • Shoots Left

Born: Carbonear, Newfoundland – December 18, 1978

Last Amateur Club: Belleville (OHL)

BECAME A RED WING: Signed as a free agent on October 4, 2005.

CAREER

Entering his 12th season in the National Hockey League and fifth with Detroit... Drafted by Chicago in the first round (13th overall) of the 1997 NHL Entry Draft... Re-signed to a new five-year deal on March 11, 2008... Became the first native of Newfoundland to win the Stanley Cup in 2008... Has 42 career multi-point games.

BY SEASON

2008-09: Set a new career high with 26 assists... Played in his 600th career NHL game on Mar. 12 vs. CGY... Finished the season tied for ninth on team with 40 points (14-26—40)... Recorded eight multi-point games... Finished tied for fifth on team in postseason scoring with 15 points (9-6—15)... Led the NHL postseason with a +17 rating... Finished tied for the team lead with three postseason game-winning goals... Scored series clinching goal vs. ANA in Round Two Game Seven on 5/14... Appeared in all 23 postseason games for Detroit.

2007-08: Played in his 500th NHL game Nov. 24 at Columbus... Set a new career high with 42 points despite playing only 63 games (20-22—42)... Had a career high 8 shots on goal Dec. 22 at Minnesota... Suffered a broken jaw Feb. 9 at Toronto and missed 19 games... Registered a season high 3 points twice (1-2—3): Jan. 10 vs. Min and Jan. 19 at San Jose... Played in all 22 postseason games for Detroit... Tallied a shorthanded goal in Game 1 of the Stanley Cup Final vs. Pittsburgh.

2006-07: Established career-highs in goals (20) and points (40)... Appeared in 71 games, posting a career-best plus-seven rating... Tallied a career-high six power play goals... Registered the first hat trick of his career on 12/28/06 at Columbus... Recorded his 100th NHL assist on 3/24/07 vs. St. Louis... Missed 11 games due to a sprained knee (2/24-3/20)... Played in all 18 of Detroit's 2007 playoff games... Ranked fourth among Detroit skaters in scoring during the 2007 playoffs, scoring a career-high 4-8—12... Led the Red Wings in road points in the 2007 playoffs with 2-6—8... Became only the second Red Wings player in franchise history to score on a penalty shot in the playoffs on 4/21/07 in Game 5 of the WCQF vs. Calgary... Led the NHL in shorthanded goals during the Stanley Cup Playoffs with two.

2005-06: Played 77 games in his first season with the Red Wings... Registered his first point as a Red Wing on opening night vs. St. Louis 10/5/05... Tallied two assists twice (11/9/05 at LA, 3/25/06 vs. Columbus) matching a career high... Scored the game-winning goal 2/4/06 at Colorado... Missed three games due to the flu and injury... Played in all six of Detroit's 2006 playoff games and tallied one assist.

2004-05: Played 47 games and tallied 37 points (11-26—37) for Mora IK in the Swedish Elite League.

2003-04: In his first and only season with the Phoenix Coyotes, played 68 games and tallied six goals and 11 assists... Tallied his 100th career point on 1/2/04 at Dallas... Scored a career high three shorthanded goals.

2002-03: Recorded 17 points (4-13—17) with 31 PIM and was plus-five in 57 games in his fourth season with Edmonton... Was plus or even in 45 of 57 games... Scored game-winning goals (his first of the season) vs. Colorado on 11/30/02... Scored all of his points at even strength... Did not miss any games due to injury.



2001-02: In 65 games with Edmonton, tallied 29 points (10-19—29) and a career high 51 PIM...Led the Oilers with a career high seven-game point streak (1-6—7) from 1/21/02-2/7/02...Played in his 200th NHL game at Anaheim 4/5/02...Missed 14 games following arthroscopic knee surgery to repair meniscus damage.

2000-01: First full season in the NHL saw him register 35 points (14-21—35) and 37 PIM in 81 games...Recorded two goals and seven assists on the power play...Posted four multi-point games...Averaged 12:58 minutes per game...Had a five-game point streak (3-3—6) from 2/24/01-3/7/01...Played in all six of Edmonton's playoff games...Scored a goal and an assist...Recorded his first NHL playoff goal at Dallas.

1999-00: Split the season between Edmonton and Hamilton of the American Hockey League...In 17 games with the Oilers, registered 3-2—5...Made his debut with the Oilers on 10/16/99 vs. Los Angeles and notched a career-high two goals, including the game-winner...Made his Stanley Cup Playoff debut at Dallas on 4/12/00...Played four of Edmonton's five playoff games and recorded one assist.

1998-99: Appeared in 35 games for the Chicago Blackhawks (4-5—9, 24 PIM). Registered his first National Hockey League point against Dallas on October 17, 1998. Scored his first NHL goal on October 19 at Montreal. Traded to Edmonton by Chicago with Chad Kilger, Ethan Moreau and Christian Laflamme for Boris Mironov, Dean McAmmond and Jonas Elofsson on March 20, 1999.

1997-98: Made his National Hockey League debut at Phoenix on October 1, 1997. Appeared in six games for the Chicago Blackhawks (0-0—0).

PERSONAL

Dan and his wife, Jelena, have two daughters and reside in Arizona during the off-season.



CAREER HIGHLIGHTS

FIRSTS

FIRST GP: 10/01/1997 CHI 2 AT PHO 6
 FIRST ASST: 10/17/1998 CHI 4 VS DAL 3
 FIRST GOAL: 10/19/1998 CHI 2 AT MTL 1
 FIRST GOAL VERSUS: THEODORE, JOSE AT 5:01 OF PERIOD 1

MOSTS

GOALS: 3 (1X)
 ASSISTS: 2 (17X)
 POINTS: 3 (3X)

MOST RECENTLY

12/28/2006 DET 7 AT CBJ 4
 02/10/2009 DET 5 AT NSH 3
 01/19/2008 DET 6 AT SJ 3 (1G-2A)

MOSTS

SOG: 8 (1X)
 PIM: 17 (1X)
 HAT TRICKS: 1
 MULTI-PT GAMES: 42

MOST RECENTLY

12/22/2007 DET 4 AT MIN 1
 04/14/2002 EDM 4 AT MIN 2
 12/28/2006 DET 7 AT CBJ 4 (3G)
 02/15/2009 DET 5 VS COL 6 (2G-0A)

LONGEST PERSONAL STREAKS (GAMES IN WHICH HE PLAYED)

GOALS: 3 (4X) 01/02/2008 01/06/2008 (3G)
 ASSISTS: 5 (1X) 01/21/2002 01/30/2002 (5A)
 PTS: 7 (3X) 12/01/2006 12/14/2006 (5G-4A)


CAREER STATS

REGULAR SEASON

PLAYOFFS (BOLD)

SEASON	CLUB	LEAGUE	GP	G	A	P	PM	GP	G	A	P	PM
1997-98	CHICAGO	NHL	6	0	0	0	0	0	0	0	0	0
1998-99	CHICAGO/EDMONTON	NHL	35	4	5	9	24	0	0	0	0	0
1999-00	EDMONTON	NHL	17	3	2	5	8	4	0	1	1	2
2000-01	EDMONTON	NHL	81	14	21	35	37	6	1	1	2	8
2001-02	EDMONTON	NHL	65	10	19	29	51	0	0	0	0	0
2002-03	EDMONTON	NHL	57	4	13	17	31	0	0	0	0	0
2003-04	PHOENIX	NHL	68	6	11	17	42	0	0	0	0	0
2005-06	DETROIT	NHL	77	3	12	15	40	6	0	1	1	6
2006-07	DETROIT	NHL	71	20	20	40	24	18	4	8	12	30
2007-08	DETROIT	NHL	63	20	22	42	33	22	2	1	3	4
2008-09	DETROIT	NHL	74	14	26	40	46	23	9	6	15	12
DETROIT TOTALS			285	57	80	137	143	69	15	16	31	52
NHL TOTALS			614	98	151	249	336	79	16	18	34	62





13 PAVEL DATSYUK

5-11 • 197 lbs. • Center • Shoots Left
 Born: Sverdlovsk, Russia – July 20, 1978
 Last Amateur Club: AK Bars Kazan

BECAME A RED WING: Sixth Round (171st overall) in 1998 NHL Entry Draft



VS. NHL

Team	GP	G	A	PTS	PIM
ANA	25	10	14	24	8
ATL	7	4	6	10	2
BOS	7	1	2	3	17
BUF	8	3	4	7	4
CAL	26	7	17	24	4
CAR	8	3	5	8	0
CHI	43	11	26	37	12
COL	28	10	19	29	2
CBJ	37	16	34	50	10
DAL	23	12	13	25	4
DET	0	0	0	0	0
EDM	27	6	15	21	2
FLA	7	3	7	10	0
L.A.	26	8	13	21	4
MIN	26	4	11	15	8
MON	6	4	1	5	6
NSH	43	11	30	41	8
NJ	8	2	1	3	2
NYI	6	0	5	5	0
NYR	6	1	3	4	0
OTT	8	2	3	5	0
PHI	6	3	4	7	0
PHX	26	10	30	40	16
PIT	8	3	1	4	0
SJ	25	5	17	22	8
STL	43	18	37	55	10
TB	4	4	4	8	0
TOR	7	0	10	10	0
VAN	25	6	10	16	10
WASH	7	4	9	13	2
TOTAL	526	171	351	522	139

CAREER

Entering his eighth season in the NHL, all with Detroit... Has won the Lady Byng Trophy four consecutive seasons (2006-09) becoming just the second player in NHL history to do so... Won his second consecutive Selke Trophy as the NHL's best defensive forward in 2009... Represented Russia at the 2006 Winter Olympics... Has been selected to the NHL All-Star Game three times (2004, 2008 and 2009)... Has won two Stanley Cup championships as a member of the Red Wings (2002 and 2008)... Signed a seven-year contract with the Detroit on 4/6/07... Has 143 career multi-point games.

BY SEASON

2008-09: Led Detroit in scoring for the fourth consecutive season (32-65—97) joining Steve Yzerman and Gordie Howe as the only players in team history to do so... Set a new career high with 32 goals and tied a career high with 97 points... Finished fourth in NHL scoring (97 pts.) and 5th in assists (65)... Played in his 500th career game 2/13 at CBJ... Recorded his 500th career point 2/25 vs. SJ... Recorded 31 multi-point games... Led team with 36 power-play points... Finished tied for second on team with 11 power-play goals (Franzen)... Led team and finished third in NHL with a +34 rating... Won his fourth consecutive Lady Byng Trophy becoming just the second player in NHL history to do so... Won his second consecutive Selke Trophy as the NHL's best defensive forward... Named to the NHL's second All-Star team (postseason)... Appeared in 16 postseason games, missing seven due to injury... Finished with nine postseason points (1-8—9) in 16 games

2007-08: Only member of the Red Wings to appear in all 82 regular season games... Also played in all 22 postseason games for Detroit... Won Selke Trophy as the NHL's best defensive forward... Won third consecutive Lady Byng Trophy... Led the Red Wings in scoring for the third consecutive season, joining Ted Lindsay, Gordie Howe and Steve Yzerman as the only players in franchise history to do so... Led the NHL with a plus-41 rating... Finished fourth in the NHL with 97 points (31-66—97)... Set career highs in goals and assists (31g, 66a)... Registered at least one point in 63 of 82 games... Represented Detroit in the 2008 NHL All-Star Game in Atlanta (1 assist, +2)... Finished fourth in NHL postseason scoring and second on Red Wings (10-13—23)... Registered first career hat trick (regular season or postseason) in Game 3 of the WCF at Dallas

2006-07: Played in 79 games... Plus-36 rating led Detroit and ranked seventh in the NHL... Tied his career-high for points in a season with 27-60—87... Led Detroit in scoring for the second consecutive season... Led the Red Wings in road scoring for the second consecutive season with 14-27—41... Scored his 100th NHL goal on 2/21/07 vs. Chicago... Set a career-high for assists in a single game, tallying four assists on three separate occasions (1/11, 1/17, 2/17)... Established a career-high for points in a single game on 1/11/07 at Phoenix, collecting 1-4—5... Missed three games due to a groin injury (1/2-1/6)... Played in all 18 of Detroit's playoff games... Led Detroit in goals (8) and ranked second in points (14) during the 2007 playoffs.

2005-06: Led Detroit in scoring (28-59—87), the most points by a Red Wing since



1996-97...Set career highs in points (87), assists (59) and power-play goals (11)...Ranked 17th in the NHL in scoring and ninth in assists...Led the club in road scoring (15-30—45) ...Finished with a career high +26 rating...Posted a career high nine-game assist streak 10/22/05-11/9/05 (13 assists)...Had ten-game point streaks twice 10/21/05-11/9/05 (4-13—17) and 2/8/06-3/12/06 (6-12—18)...Led Detroit in multi-point games (23)...Registered a career high in points on 1/12/06 vs. Philadelphia (2-2—4)...Recorded his 200th career point 1/8/06 vs. Dallas...First Red Wing to score a shootout goal 12/12/05 vs. Columbus (LeClair)...Appeared in all six of Detroit's 2006 playoff games, recording three assists and averaging 20:05 per game...Won Lady Byng Trophy...Missed seven games due to a knee injury.

2004-05: Played for Moscow Dynamo of the Russian Elite League (15-20—35) in 47 games and led team with 6-3—9 in 10 playoff games...Represented Russia in both the 2004 World Cup (1-0—1 in 4 games) and 2005 World Championships (3-4—7 in 9 games)

2003-04: Set then career highs in games played (75), goals (30), points (68), penalty minutes (35), PP goals (8) and GWG (4)...Led the Wings in goals and tied with Brett Hull for team lead in points...Scored first career shorthanded goal (unassisted) 12/22/03 vs. St. Louis (Osgood)...100th career assist came 3/21/04 at Anaheim...First career All-Star game selection...Earned NHL's "Offensive Player of the Month" award for December 2003 by leading all NHL players in goals (12) in 15 December games...Recorded 23 points in December (12 goals, 11 assists)...Appeared in all 12 of Detroit's 2004 playoff games recording six assists and averaging 17:23 per game.



CAREER HIGHLIGHTS

FIRSTS

FIRST GP: 10/04/2001 DET 4 AT SJ 3
 FIRST ASST: 10/24/2001 DET 4 VS EDM 1
 FIRST GOAL: 10/30/2001 DET 5 AT CAR 2
 FIRST GOAL VERSUS: BARRASSO, TOM AT 6:22 OF PERIOD 1

MOSTS

GOALS: 2 (21X)
 ASSISTS: 4 (3X)
 POINTS: 5 (1X)

MOST RECENTLY

03/14/2009 DET 5 AT STL 2
 02/17/2007 DET 4 AT PHO 1
 01/11/2007 DET 5 AT PHO 1 (1G-4A)

MOSTS

SOG: 10 (1X)
 PIM: 15 (1X)
 HAT TRICKS: 0
 MULTI-PT GAMES: 143

MOST RECENTLY

03/11/2008 DET 3 VS CHI 1
 01/10/2004 DET 1 AT BOS 2
 04/06/2009 DET 4 AT BUF 1 (0G-2A)

LONGEST PERSONAL STREAKS (GAMES IN WHICH HE PLAYED)

GOALS: 6 (1X) 12/08/2003 12/17/2003 (8G)
 ASSISTS: 9 (1X) 10/22/2005 11/09/2005 (13A)
 PTS: 12 (1X) 02/24/2007 03/22/2007 (5G-13A)

CAREER STATS

REGULAR SEASON

PLAYOFFS (BOLD)

SEASON	CLUB	LEAGUE	GP	G	A	P	PM	GP	G	A	P	PM
2001-02	DETROIT	NHL	70	11	24	35	4	21	3	3	6	2
2002-03	DETROIT	NHL	64	12	39	51	16	4	0	0	0	0
2003-04	DETROIT	NHL	75	30	38	68	35	12	0	6	6	2
2005-06	DETROIT	NHL	75	28	59	87	22	5	0	3	3	0
2006-07	DETROIT	NHL	79	27	60	87	20	18	8	8	16	8
2007-08	DETROIT	NHL	82	31	66	97	20	22	10	13	23	6
2008-09	DETROIT	NHL	81	32	65	97	22	16	1	8	9	9
DETROIT TOTALS			526	171	351	522	139	98	22	41	63	27
NHL TOTALS			526	171	351	522	139	98	22	41	63	27



13 PAVEL DATSYUK continued

2002-03: Appeared in only 64 games due to knee injury, missed 18 games (12/1/02 through 1/7/03)....Set then career highs in goals (12), assists (39), points (51) and penalty minutes (16)....Played 100th career Detroit/NHL game 1/22/03 at Edmonton....Posted a season high four-point game 3/29/03 at St. Louis scoring one goal and adding three assists finishing the game with a plus-three rating....Represented the Russian National Team in the 2003 World Championships in Finland playing seven games scoring one goal and four assists.

2001-02: Made NHL debut in Detroit's season opener 10/4/01 at San Jose....First career NHL point was an assist 10/24/01 vs. Edmonton....First career NHL goal came 10/30/01 at Carolina (Barrasso), also added an assist in a 5-2 Detroit victory....Played 70 games scoring two power play goals and one game-winner with only four

penalty minutes, the lowest PIM on club for Red Wings with at least 30 games played....Played 21 of Detroit's 23 post-season games in 2002....First career playoff goal was the game-winner 5/2/02 in Game One of Round Two vs. St. Louis (Brent Johnson)....Earned first Stanley Cup Championship in his very first NHL season.

2000-01: Spent the entire season playing for AK Bars Kazan of the Russian Hockey League....Registered 9-18-27....Prior to AK Bars Kazan, he played the previous four seasons for HC Yekaterinburg of the Russian Hockey League.

PERSONAL

Pavel and his wife have one daughter. They reside in suburban Detroit during the hockey season and return to their native Russia for the summer.







33 KRIS DRAPER

5-10 • 190 lbs. • Center • Shoots Left

Born: Toronto, ONT – May 24, 1971

Last Amateur Club: Ottawa 67s (OHL)

BECAME A RED WING: Obtained June 30, 1993, from Winnipeg for future considerations.

CAREER

Entering his 19th year in the NHL and with 16th with the Red Wings...Ranks third all-time in Red Wings history in postseason games played (194)...Became just the 235th player in NHL history to play in 1,000 career games on 2/2/09 vs. St. Louis...Became just the fifth player in team history to play 1,000 games in a Red Wings sweater on 3/17/09 vs. Philadelphia...Represented Canada at the 2006 Winter Olympics in Torino, Italy, and in both the 2004 World Cup (2-2—4 in 5 games) and 2005 World Championships (0-2—2 in 9 games)...2004 Selke Trophy winner as the NHL's best defensive forward...Four-time Stanley Cup Champion with the Red Wings (1997, 1998, 2002 and 2008)...Has 41 career multi-point games.

BY SEASON

2008-09: Appeared in 79 games...Finished season with 17 points (7-10—17)...Led team and finished second in the NHL in face-off percentage (60.3%)...Appeared in the 1,000th game of his NHL career on 2/2 vs. STL...Played in his 1,000th game as a member of the Detroit Red Wings on 3/17 vs. PHI, becoming just the fifth player in franchise history to do so (Howe, Delvecchio, Yzerman and Lidstrom)...Finished fourth on team with 105 hits...Appeared in eight postseason games...Scored in Game Six of the Stanley Cup Final vs. Pittsburgh.

2007-08: Appeared in 65 games, registering 17 points (9g, 8a)...Led Detroit and finished 3rd in the NHL in face-off percentage (58.6%)...Appeared in his 900th NHL game on Nov. 17 vs. Nashville...Set a career high with goals in five consecutive games from Oct. 8 – Oct. 15...Led Detroit in shorthanded goals (2)...Tallied the 300th point of his career with a goal on Oct. 12 vs. Chicago...Played in all 22 postseason games for Detroit...Led the NHL in postseason face-off percentage (64.6%)...Won his fourth Stanley Cup championship.

2006-07: Appeared in 81 games...Led Detroit in shorthanded goals (5) and ranked second in the NHL, while tying a career high...Led the Red Wings in face off percentage at 57.3% and ranked sixth in the NHL...Played in all 18 of Detroit's postseason games...Tied a career high for goals in a single playoff game, when he tallied two goals in Game 3 of the CQF vs. Calgary (4/17/07).

2005-06: Played 80 games and averaged a career high 17:46 of ice time per game...Posted a five-game point streak (2-4—6) 3/7/06-3/15/06...Scored game-winning goal 3/11/06 vs. Chicago...Scored his only shorthanded goal of the season 1/5/06 vs. St. Louis, marking the fifth straight season he has tallied a shorthanded goal...Recorded 6-9—15 in his last 20 games...Represented Canada at the 2006 Olympic Games...Played in all six of Detroit's playoff games in 2006, finishing +3 and with six PIM...Missed two games to injury—one with an eye injury and one with a foot injury.

2004-05: Represented Canada at the 2005 World Championships (0-2—2 in 9 games).

2003-04: First career Selke Trophy, in recognition of "the forward who best excels in the defensive aspects of the game;"... Set new career highs in goals (24) and points (40) and



VS. NHL

Team	GP	G	A	PTS	PIM
ANA	48	3	4	7	30
ATL	10	0	4	4	10
BOS	14	1	1	2	18
BUF	16	4	3	7	6
CAL	54	6	12	18	55
CAR	17	6	2	8	4
CHI	75	13	16	29	67
COL	49	6	8	14	34
CBJ	47	6	13	19	28
DAL	56	5	7	12	34
DET	2	1	0	1	2
EDM	54	11	3	14	40
FLA	19	0	5	5	12
L.A.	54	10	7	17	24
MIN	29	7	7	14	12
MON	15	2	2	4	11
NSH	55	11	10	21	61
NJ	16	2	2	4	10
NYI	18	4	6	10	8
NYR	16	3	4	7	4
OTT	18	1	5	6	18
PHI	18	5	3	8	11
PHX	55	7	4	11	50
PIT	18	1	2	3	10
SJ	78	11	13	24	55
STL	52	7	13	20	46
TB	16	1	6	7	6
TOR	34	7	4	11	41
VAN	57	3	17	20	37
WASH	19	4	0	4	6

TOTAL 1029 148 183 331 750



power play goals (2).... Led club in shorthanded goals (5), also a career high.... Recorded career best average ice-time per game (17:43).... Played all 12 games of Detroit's 2004 post-season games recording a goal and three assists.

2002-03: Played all 82 regular season games along with Hull, Lidstrom and Maltby....Set then-career bests in assists (21) and points (35), and posted a career high in penalty minutes (82).... Registered 100th career assist 11/29/02 at Carolina600th career NHL game 12/3/02 vs. Anaheim....Played all four of Detroit's first round playoff series vs. Anaheim, was scoreless....Played for Team Canada in the 2003 World Championships, appeared in nine games recorded three assists and 10 PIM's, finished plus-one....Took the most face-offs for Canada (191) winning 118 (62%).

2001-02: One of only three Red Wings (Hull and Maltby) to appear in all 82 regular-season games...First time in career playing every regular season contest....Set then-career highs in goals (15) and points (30)....Scored a shorthanded goal and the game-winning goal 11/2/01 vs. N. Y. Islanders....Scored second two-goal game of the season 11/20/01 vs. Nashville....Posted a personal season-best



CAREER HIGHLIGHTS

FIRSTS

FIRST GP: 10/04/1990 WPG 7 VS TOR 1
 FIRST ASST: 01/27/1994 DET 4 AT CHI 3
 FIRST GOAL: 10/04/1990 WPG 7 VS TOR 1
 FIRST GOAL VERSUS: REESE, JEFF AT 8:45 OF PERIOD 3

MOSTS

GOALS: 2 (9X)
 ASSISTS: 2 (17X)
 POINTS: 3 (1X)

MOST RECENTLY

03/04/2007 DET 3 VS COL 4
 02/25/2009 DET 4 VS SJ 1
 12/10/2003 DET 7 AT BUF 2 (1G-2A)

MOSTS

SOG: 7 (2X)
 PIM: 17 (2X)
 HAT TRICKS: 0
 MULTI-PT GAMES: 41

MOST RECENTLY

12/01/2008 DET 2 VS ANA 1
 03/29/2003 DET 6 AT STL 2
 02/25/2009 DET 4 VS SJ 1 (0G-2A)

LONGEST PERSONAL STREAKS (GAMES IN WHICH HE PLAYED)

GOALS: 5 (1X) 10/08/2007 10/15/2007 (5G)
 ASSISTS: 4 (2X) 03/07/2006 03/12/2006 (4A)
 PTS: 5 (2X) 10/08/2007 10/15/2007 (5G-0A)

CAREER STATS

REGULAR SEASON

PLAYOFFS (BOLD)

SEASON	CLUB	LEAGUE	GP	G	A	P	PM	GP	G	A	P	PM
1990-91	WINNIPEG	NHL	3	1	0	1	5	0	0	0	0	0
1991-92	WINNIPEG	NHL	10	2	0	2	2	2	0	0	0	0
1992-93	WINNIPEG	NHL	7	0	0	0	2	0	0	0	0	0
1993-94	DETROIT	NHL	39	5	8	13	31	7	2	2	4	4
1994-95	DETROIT	NHL	36	2	6	8	22	18	4	1	5	12
1995-96	DETROIT	NHL	52	7	9	16	32	18	4	2	6	18
1996-97	DETROIT	NHL	76	8	5	13	73	20	2	4	6	12
1997-98	DETROIT	NHL	64	13	10	23	45	19	1	3	4	12
1998-99	DETROIT	NHL	80	4	14	18	79	10	0	1	1	6
1999-00	DETROIT	NHL	51	5	7	12	28	9	2	0	2	6
2000-01	DETROIT	NHL	75	8	17	25	38	6	0	1	1	2
2001-02	DETROIT	NHL	82	15	15	30	56	23	2	3	5	20
2002-03	DETROIT	NHL	82	14	21	35	82	4	0	0	0	4
2003-04	DETROIT	NHL	67	24	16	40	31	12	1	3	4	6
2005-06	DETROIT	NHL	80	10	22	32	58	6	0	0	0	6
2006-07	DETROIT	NHL	81	14	15	29	58	18	2	0	2	24
2007-08	DETROIT	NHL	65	9	8	17	68	22	3	1	4	10
2008-09	DETROIT	NHL	79	7	10	17	40	8	1	0	1	0
DETROIT TOTALS			1009	145	183	328	741	200	24	21	45	142
NHL TOTALS			1029	148	183	331	750	202	24	21	45	142



33 KRIS DRAPER continued

+3 in that same game....Notched three game-winning goals.... Finished regular season with a career high and the club's second-best plus/minus rating (+26), (Chelios had team high +40).... Played in all 23 of Detroit's 2002 post-season games setting a new career high in playoff penalty minutes (20) and finished post-season play +5....Earned third career Stanley Cup Championship.

2000-01: Appeared in 75 games for second highest total of games played in one season....Set career-highs in assists (17) and points (25)...Finished season +17 to record career high plus/minus rating....Scored two goals 3/22/01 vs. Minnesota (first goal was the game winner, second goal was shorthanded)....Played in all six of Detroit's first round series vs. Los Angeles posting an assist in Game Six.

1999-2000: 400th career game 2/21/2000 at New York Islanders.... Three game winning goals.

1998-99: Set career-highs with appearances in 80 games and 14 assists....Tied for team lead in shorthanded points with four (Lidstrom and Larionov) and was first in shorthanded assists with three....Seven of 18 points came on game winning goals (1-6-7).

1997-98: Set career marks in goals (13) and points (23), and then career best in assists (10)....Had three goals in two games 3/18/98 at Toronto and 3/21/98 at New York Rangers....Shooting percentage of 13.5% was best on team....300th NHL game 11/8/97 at Anaheim.... In 1998 Stanley Cup Playoffs, broke a 21 game scoring drought by recording the overtime game winner vs. Washington in Game 2 of the Finals....Recorded two assists in 5-2 win over St. Louis in Game 4 of Round 2....Second assist was on Sergei Fedorov's shorthanded goal, a repeat of 1997 when Draper posted a shorthanded assist in Stanley Cup Finals vs. Philadelphia.

1996-97: Set career high in game winning goals (4)....In 1997 Stanley Cup Playoffs, scored two goals (one shorthanded) and collected game winning assist in Round 1 vs. St. Louis.

1995-96: Posted career high four-game point streak (2-3-5) 3/7---3/14/96 which included two game winning assists.

1995: Appeared in 36 games and was plus or even in 30 of those games....In 1995 Stanley Cup Playoffs, scored dramatic game winning goal with 1:45 remaining in third period vs. Chicago to give Detroit a 2-0 series lead en route to conference championship.

1993-94: First goal as Red Wing 2/12/94 at St. Louis....First NHL assist came with Detroit 1/27/94 at Chicago....First goal came in NHL debut for Winnipeg 10/4/90 vs. Toronto....Played two seasons for Canadian National Team (1988-89 & 1989-90).

1992-93: Appeared in 7 games for Winnipeg (0-0---0, 2 PIM).... Played in 67 games for Moncton of the Americal Hockey League (12-23---35)....Traded to Detroit from Winnipeg for future considerations on June 30, 1993.


1991-92: Appeared in 10 games for Winnipeg (2-0---2)....Played in 61 games for Moncton of the AHL registering 11 goals, 18 assists and 113 penalty minutes

1990-91: Played in first National Hockey League game on Oct. 4 vs. Toronto....Scored his first NHL goal on Oct. 4 vs. Toronto.... Appeared in 3 games for Winnipeg (1-0---1, 5 PIM)

PERSONAL

Kris and his wife, Julie, have three children and reside in suburban Detroit during the season. The family returns to Toronto during the summer months.







17 PATRICK EAVES

5-11 • 190 lbs. • Right Wing • Shoots Right
 Born: Calgary, Alberta – May 1, 1984
 Last Amateur Club: Boston College (NCAA)

BECAME A RED WING: Signed as a free agent on August 4, 2009.

CAREER

Entering his fifth NHL season and first with the Red Wings... Won a gold medal representing the United States at the 2004 World Junior Championships, registering one goal and five assists in six games. ... Has also played for the Ottawa Senators and the Carolina Hurricanes during his career. ... Has 11 career multi-point games.

BY SEASON

2008-09: Appeared in a career-high 74 games... Missed eight games due to injury... Finished season with 14 points (6-8—14)... Ranked fifth among Hurricanes skaters in plus/minus (+7)... Was third among Hurricanes forwards in hits (134)... Was fifth among Carolina forwards in total shorthanded ice time (117:37)... Scored his sixth goal of the season, registered five hits and was (+1) at FLA (3/23)... Scored a shorthanded goal and a power-play goal at WSH (3/3) for his only multi-point game of the season... Netted his second goal of the season and registered four hits at PHX (2/7)... Scored his first goal of the season at ATL (12/26)... Registered a season-high six hits vs. PIT (12/4)... Appeared in all 18 postseason contests for the Hurricanes... Scored his first goal of the playoffs in Game 2 at PIT (5/21)... Registered five hits in Game 3 vs. BOS (5/6)... Registered six hits, an assist and three takeaways in Game 3 vs. NJ (4/19)... Made his Hurricanes playoff debut in Game 1 at NJ (4/15).

2007-08: Scored five goals and earned 10 assists (15 points) in 37 games, splitting the season between Ottawa and Carolina... Missed 42 total games due to injury... Played in just 11 of Carolina's final 24 games after being acquired from the Senators on 2/11... Missed the final five games of the season after he underwent shoulder surgery on March 28... Scored his first goal as a Hurricane, beating his former team with a power-play tally vs. OTT (3/16)... Earned his first point as a Hurricane with an assist on Erik Cole's first goal vs. NYR (2/28)... Made his Hurricanes debut in a 2-1 win vs. NJ (2/26)... Missed his final six games with Ottawa from 1/29-2/9 and his first seven games with Carolina from 2/12-2/23 with a shoulder/neck injury... Acquired from Ottawa along with Joe Corvo in exchange for Mike Commodore and Cory Stillman (2/11)... Earned his only multi-point game of the season Nov. 6 vs. TOR (1-1—2).

2006-07: Earned career highs in points (32) and assists (18)... Had six multi-point games... Played in his 100th career NHL game vs. BUF (1/3)... Notched 10 points (6g, 4a) during the month of January... Missed four regular-season games due to injury... Played in seven of Ottawa's games during the Senators' run to the Eastern Conference title... Missed seven playoff games due a head injury suffered in the Eastern Conference Quarterfinals against Pittsburgh.

2005-06: Netted 20 goals during his rookie season in the NHL with Ottawa... Ranked tied for ninth among NHL rookies in goals (20) and second among rookies in shooting percentage (20%)... Started the season with Binghamton (AHL) and was recalled five times... Scored his first career shorthanded goal vs. CAR (12/28)... Tallied his first NHL goal on Oct. 24 at CAR (Gerber)... Earned his first NHL point with an assist vs. BOS on Oct. 15... Made



VS. NHL

Team	GP	G	A	PTS	PIM
ANA	3	1	1	2	2
ATL	15	3	4	7	4
BOS	19	3	1	4	17
BUF	21	3	3	6	12
CAL	2	0	0	0	0
CAR	7	3	2	5	0
CHI	2	0	1	1	2
COL	3	1	0	1	2
CBJ	2	0	0	0	2
DAL	2	0	0	0	0
DET	2	0	1	1	0
EDM	3	0	0	0	0
FLA	14	2	4	6	2
L.A.	1	0	0	0	0
MIN	4	2	2	4	0
MON	20	3	7	10	10
NSH	2	0	0	0	0
NJ	13	3	3	6	4
NYI	9	2	2	4	2
NYR	15	5	2	7	10
OTT	4	2	0	2	0
PHI	11	0	1	1	5
PHX	3	2	0	2	2
PIT	10	0	0	0	2
SJ	2	0	0	0	0
STL	3	0	0	0	2
TB	15	2	3	5	2
TOR	18	4	6	10	11
VAN	2	0	0	0	2
WASH	15	4	2	6	4
TOTAL	242	45	45	90	99



his NHL debut with Ottawa at MTL on Oct. 11... Missed one NHL game due to injury and another because of the flu... Made his NHL playoff debut in Game 1 of the Eastern Conference Quarterfinals vs. TB (4/21)... Beat John Grahame for his first NHL playoff goal in Game 3 of the Conference Quarterfinals at TB (4/25).

2004-05: Served as an assistant captain for Boston College in his junior season... Registered a team-high 48 points (19g, 29a)... Had 15 multi-point games... Missed four games due to injury... Selected as Hockey East Player of the Month for October and January... Earned All-America and all-conference first-team honors... Was selected as a finalist for the Hobey Baker Award as the top player in college hockey... Captured a share of the Norman F. Dailey Award as team MVP... Notched five points (2g, 3a) in two games against Massachusetts in the Hockey East tournament.

2003-04: Finished tied for third among Eagles skaters in scoring with 41 points (18g, 23a) and tied for third in Hockey East with 26 points (12g, 14a) in 20 conference games... Had 11 multi-point games including a hat trick... Missed four games due to injury... Named to JOFA All-America second team, Hockey East all-conference second team and MVP of the NCAA's Northeast Regional, after recording five points (3g, 2a) in two games... Helped lead Boston College to victories against Michigan and Niagara en route to the Frozen Four... Selected to compete for the United States at the 2003 World Junior Championships but did not play due to injury.

2002-03: Completed his freshman season at Boston College, notching 10 goals and eight assists (18 points) in 14 games for the Eagles... Had six multi-point games, including three- and four-point efforts... Named Hockey East Rookie of the Month for October after earning Rookie of the Week honors three times... Missed 20 games due to a neck injury suffered at Maine (12/7).



PHOTO: ALAN NEWTON

PERSONAL

Patrick and his wife, Katie, spend their summers in Fairbault, MN. Patrick does a lot of work with WomenAid International. He was born in Calgary, but grew up mostly in the United States as his family followed his father's hockey playing and coaching career. Patrick has dual citizenship and represents the United States in international competitions. His father, Mike, played in the NHL for the Minnesota North Stars and Calgary Flames and has coached in the NHL with the Philadelphia Flyers and Pittsburgh Penguins. Mike Eaves is currently the head coach at the University of Wisconsin. Patrick's uncle, Murray, played in the NHL with the Winnipeg Jets and Detroit Red Wings. His brother, Ben, has been a part of the Pittsburgh Penguins organization and played in Finland in 2007-08.

CAREER HIGHLIGHTS

FIRSTS

FIRST GP: 10/11/2005 OTT 4 AT MTL 2
 FIRST ASST: 10/15/2005 OTT 5 VS BOS 1
 FIRST GOAL: 10/24/2005 OTT 2 AT CAR 3
 FIRST GOAL VERSUS: GERBER, MARTIN AT 0:14 OF PERIOD 1

MOSTS

GOALS: 2 (3X)
 ASSISTS: 2 (1X)
 POINTS: 3 (2X)
 SOG: 7 (1X)

MOST RECENTLY

03/03/2009 CAR 5 AT WAS 2
 04/06/2006 OTT 3 VS MTL 5
 01/11/2007 OTT 6 AT NYR 4 (2G-1A)
 01/03/2007 OTT 6 VS BUF 3

PIM: 15 (1X)
 HAT TRICKS: 0
 MULTI-PT GAMES: 11

12/19/2006 OTT 2 VS BOS 7

03/03/2009 CAR 5 AT WAS 2 (2G-0A)

LONGEST PERSONAL STREAKS (GAMES IN WHICH HE PLAYED)

GOALS: 3 (1X) 01/09/2007 01/13/2007 (4G)
 ASSISTS: 3 (1X) 10/21/2006 10/26/2006 (3A)
 PTS: 6 (1X) 04/03/2006 04/13/2006 (3G-4A)

LONGEST CAREER GAMES PLAYED STREAK:

42 01/02/2006 04/10/2006

CAREER STATS

REGULAR SEASON

PLAYOFFS (BOLD)

SEASON	CLUB	LEAGUE	GP	G	A	P	PM	GP	G	A	P	PM
2005-06	OTTAWA	NHL	58	20	9	29	22	10	1	0	1	10
2006-07	OTTAWA	NHL	73	14	18	32	36	7	0	2	2	2
2007-08	OTTAWA/CAROLINA	NHL	37	5	10	15	10	0	0	0	0	0
2008-09	CAROLINA	NHL	74	6	8	14	31	18	1	2	3	13
NHL TOTALS			242	45	45	90	99	35	2	4	6	25





VS. NHL

Team	GP	G	A	PTS	PIM
ANA	0	0	0	0	0
ATL	1	0	0	0	0
BOS	0	0	0	0	0
BUF	2	0	1	1	5
CAL	3	0	0	0	0
CAR	0	0	0	0	0
CHI	3	0	0	0	4
COL	1	0	0	0	0
CBJ	2	0	0	0	4
DAL	0	0	0	0	0
DET	0	0	0	0	0
EDM	2	2	0	2	0
FLA	0	0	0	0	0
L.A.	0	0	0	0	0
MIN	1	0	0	0	0
MON	0	0	0	0	0
NSH	3	0	0	0	0
NJ	0	0	0	0	0
NYI	1	0	0	0	2
NYR	0	0	0	0	0
OTT	0	0	0	0	0
PHI	1	0	1	1	0
PHX	1	0	0	0	0
PIT	0	0	0	0	0
SJ	1	0	0	0	2
STL	4	0	1	1	2
TB	0	0	0	0	0
TOR	0	0	0	0	0
VAN	1	0	0	0	0
WASH	0	0	0	0	0
TOTAL	27	2	3	5	19

52 JONATHAN ERICSSON

6-5 • 220 lbs. • Defense • Shoots Left

Born: Karlskrona, Sweden – March 2, 1984

Last Amateur Club: Sodertalje (SEL)

BECAME A RED WING: Ninth round (291st overall) in the 2002 NHL Entry Draft

CAREER

Entering his fourth professional season... Selected by Detroit with the final pick of the 2002 NHL Entry Draft (291st overall)... Selected as the Detroit Red Wings Rookie of the Year in 2008-09 by the Detroit Sports Broadcasters Association.

BY SEASON

2008-09: Appeared in a career high 19 games for Detroit... Finished season with four points (1-3—4)... Averaged 17:40 of ice time in 2008-09 regular season... Set career highs with 3 assists, 4 points and 15 PIM... Appeared in 22 postseason games for Detroit... Missed Game Five vs. CHI in WCF due to emergency appendectomy... Finished 2009 postseason with eight points (4-4—8)... Scored the game-winning goal in his NHL postseason debut 4/16 vs. CBJ... Averaged 18:43 of ice time in 2009 postseason... Appeared in 40 games for Grand Rapids (AHL)... Registered 15 points (2-13—15) and was +12 for the Griffins.

2007-08: Recalled to Detroit on 2/20... Appeared in 8 games for the Red Wings... Made his NHL debut at Calgary on 2/22, playing 22:39 and finishing 'even'... Scored his first NHL goal at Edmonton on 2/26 (Garon)... Season high 5 shots on goal 3/5 vs. St. Louis... Recalled to Detroit 4/5/08 and was a Black Ace during the 2008 playoffs... Appeared in 69 games for Grand Rapids... Established AHL career highs in goals (10) and points (34).

2006-07: Made his AHL and North American debut with the Grand Rapids Griffins... Appeared in 67 games... Led Grand Rapids defensemen with 24 assists and 29 points... Finished third on the Griffins with 102 penalty minutes... Tied a Griffins franchise record by scoring two power play goals in one period 11/24 vs. Chicago (2nd period)... Recalled to Detroit on 5/3/07 and was a Black Ace during the 2007 playoffs.

2005-06: Spent majority of the season with Sodertalje of the Swedish Elite League, seeing action as both a defenseman and a center.

PERSONAL

Jonathan lives in Norrkoping, Sweden during the off-season.





CAREER HIGHLIGHTS

FIRSTS		MOSTS	MOST RECENTLY
FIRST GP:	02/22/2008 DET 0 AT CGY 1	SOG: 5 (1X)	03/05/2008 DET 4 VS STL 1
FIRST ASST:	03/03/2009 DET 5 AT STL 0	PIM: 5 (1X)	04/06/2009 DET 4 AT BUF 1
FIRST GOAL:	02/26/2008 DET 3 AT EDM 4	HAT TRICKS: 0	
FIRST GOAL VERSUS:	GARON, MATHIEU AT 5:42 OF PERIOD 3	MULTI-PT GAMES: 0	
MOSTS		LONGEST PERSONAL STREAKS (GAMES IN WHICH HE PLAYED)	
GOALS: 1 (2X)	MOST RECENTLY	GOALS: 1 (2X)	03/24/2009 03/24/2009 (1G)
ASSISTS: 1 (3X)	03/24/2009 DET 3 AT EDM 2	ASSISTS: 1 (3X)	04/06/2009 04/06/2009 (1A)
POINTS: 1 (5X)	04/06/2009 DET 4 AT BUF 1	PTS: 1 (5X)	04/06/2009 04/06/2009 (0G-1A)
	04/06/2009 DET 4 AT BUF 1 (0G-1A)		


CAREER STATS

REGULAR SEASON

PLAYOFFS (BOLD)

SEASON	CLUB	LEAGUE	GP	G	A	P	PM	GP	G	A	P	PM
2007-08	DETROIT	NHL	8	1	0	1	4	0	0	0	0	0
2008-09	DETROIT	NHL	19	1	3	4	15	22	4	4	8	25
DETROIT TOTALS			27	2	3	5	19	22	4	4	8	25
NHL TOTALS			27	2	3	5	19	22	4	4	8	25





51 VALTTERI FILPPULA

6-0 • 193 lbs. • Center • Shoots Left
Born: Vantaa, Finland – March 20, 1984

BECAME A RED WING: Third Round (95th overall) in 2002 NHL Entry Draft.



VS. NHL

Team	GP	G	A	PTS	PIM
ANA	11	1	1	2	8
ATL	3	0	0	0	0
BOS	3	0	0	0	0
BUF	3	1	2	3	6
CAL	11	3	2	5	2
CAR	2	1	0	1	0
CHI	21	3	3	6	10
COL	12	6	2	8	6
CBJ	20	0	2	2	8
DAL	13	1	5	6	6
DET	0	0	0	0	0
EDM	12	4	3	7	4
FLA	3	1	1	2	6
L.A.	11	3	4	7	4
MIN	12	1	4	5	2
MON	3	0	0	0	0
NSH	21	2	7	9	4
NJ	2	0	0	0	2
NYI	2	0	0	0	2
NYR	2	0	3	3	0
OTT	3	1	0	1	0
PHI	1	0	0	0	0
PHX	11	1	4	5	4
PIT	2	0	1	1	2
SJ	11	3	2	5	8
STL	21	8	2	10	6
TB	3	0	0	0	0
TOR	3	0	0	0	0
VAN	11	1	4	5	2
WASH	2	0	1	1	0
TOTAL	235	41	53	94	92

CAREER

Entering his fourth season in the NHL, all with the Red Wings...The first Finnish born player in Red Wings history...Won his first Stanley Cup championship in 2008...Signed a five-year contract with Detroit on 7/30/08...Has 14 career multi-point games.

BY SEASON

2008-09: Appeared in a career high 80 games...Established new career highs in assists (28), points (40), PIM (42) and shots on goal (129)...Played in his 200th career game on 1/17 at SJ...Averaged 16:06 of ice time in regular season...Had six multi-point games...Appeared in all 23 postseason games for Detroit...Tied for third on team in postseason scoring with 16 points (3-13—16)...Averaged 17:37 of ice time in postseason.

2007-08: Appeared in 78 games for Detroit...Established career highs in goals (19), assists (17) and points (36)...Became the first Red Wing to attempt, and score on, two penalty shots in the same season since Steve Yzerman in 1992 (vs. Nashville on Dec. 10 and vs. Florida on Dec. 15)...Appeared in all 22 postseason games for Detroit...Registered 11 points (5g, 6a) during the 2008 playoffs

2006-07: Appeared in 73 games in his rookie season...Led Detroit rookies in time on ice per game, averaging 11:15 per game...Scored his first NHL goal on 10/28 at St. Louis...Tallied his first goal at Joe Louis Arena on 12/31 vs. Los Angeles...Appeared in all 18 of Detroit's postseason games...Three goals and two assists led Detroit rookies.

2005-06: Made his NHL debut 12/15/05 at Florida...Recorded his first NHL point (assist) 12/15/05 at Florida...Played his first season as a pro in North America with the Grand Rapids Griffins...Ranked fifth in scoring on the Griffins with 70 points (20g-50a)...Led the Griffins with seven goals in 16 playoff games...Among the AHL's leaders in assists (50)...Played for PlanetUSA in the 2006 AHL All-Star Classic.

2004-05: Played for Finland's Jokerit Helsinki and ranked third on the team in assists (20) and tied for fourth in points with 30.

2003-04: Played his first pro season in Finland with Jokerit Helsinki...Led Finland to a bronze medal at the World Junior Championship in Finland.

PERSONAL

Valtteri lives in Espoo, Finland during the off-season.





CAREER HIGHLIGHTS

FIRSTS

FIRST GP: 12/15/2005 DET 2 AT FLA 3
 FIRST ASST: 12/15/2005 DET 2 AT FLA 3
 FIRST GOAL: 10/28/2006 DET 3 AT STL 2
 FIRST GOAL VERSUS: LEGACE, MANNY AT 6:32 OF PERIOD 1

MOSTS

GOALS: 2 (2X)
 ASSISTS: 2 (5X)
 POINTS: 3 (1X)

MOST RECENTLY

12/27/2007 DET 4 AT COL 2
 02/15/2009 DET 5 VS COL 6
 03/13/2008 DET 5 VS DAL 3 (1G-2A)

MOSTS

SOG: 5 (4X)
 PIM: 4 (5X)
 HAT TRICKS: 0
 MULTI-PT GAMES: 14
 03/10/2009 DET 3 VS PHO 2 (1G-1A)

MOST RECENTLY

12/20/2008 DET 6 VS LA 4
 04/06/2009 DET 4 AT BUF 1

LONGEST PERSONAL STREAKS (GAMES IN WHICH HE PLAYED)

GOALS: 2 (7X) 03/10/2009 03/12/2009 (2G)
 ASSISTS: 3 (1X) 02/04/2009 02/08/2009 (4A)
 PTS: 6 (1X) 12/19/2007 12/29/2007 (6G-2A)

CAREER STATS

REGULAR SEASON

PLAYOFFS (BOLD)

SEASON	CLUB	LEAGUE	GP	G	A	P	PM	GP	G	A	P	PM
2005-06	DETROIT	NHL	4	0	1	1	2	0	0	0	0	0
2006-07	DETROIT	NHL	73	10	7	17	20	18	3	2	5	2
2007-08	DETROIT	NHL	78	19	17	36	28	22	5	6	11	2
2008-09	DETROIT	NHL	80	12	28	40	42	23	3	13	16	8
DETROIT TOTALS			235	41	53	94	92	63	11	21	32	12
NHL TOTALS			235	41	53	94	92	63	11	21	32	12





VS. NHL

Team	GP	G	A	PTS	PIM
ANA	14	4	0	4	13
ATL	4	1	3	4	2
BOS	2	0	0	0	2
BUF	4	1	2	3	2
CAL	15	3	4	7	16
CAR	3	1	0	1	4
CHI	29	6	8	14	8
COL	15	3	4	7	8
CBJ	29	8	3	11	10
DAL	14	4	4	8	10
DET	0	0	0	0	0
EDM	15	2	2	4	4
FLA	3	2	0	2	0
L.A.	14	5	4	9	6
MIN	14	6	5	11	0
MON	3	1	0	1	2
NSH	25	11	5	16	14
NJ	2	0	0	0	0
NYI	3	0	0	0	0
NYR	3	2	0	2	0
OTT	2	2	0	2	0
PHI	3	1	1	2	0
PHX	14	3	3	6	6
PIT	3	2	0	2	4
SJ	12	2	4	6	12
STL	27	8	5	13	25
TB	3	2	2	4	2
TOR	2	0	1	1	0
VAN	12	2	0	2	16
WASH	3	1	0	1	2
TOTAL	292	83	60	143	168

93 JOHAN FRANZEN

6-2 • 220 lbs. • Left Wing • Shoots Left
 Born: Vetlanda, Sweden – December 23, 1979
 Last Amateur Club: Linköpings (Sweden)

BECAME A RED WING: Third round (97th overall) in 2004 NHL Entry Draft

CAREER

Entering his fifth season in the NHL, all with Detroit... Named the Red Wings 2005-06 Rookie of the Year by the Detroit Sports Broadcasters Association... Won his first Stanley Cup championship in 2008... Signed a new 11-year contract with the Red Wings on April 11, 2009... Has 23 career multi-point games.

BY SEASON

2008-09: Appeared in 71 games for Detroit... Set new career highs in goals (34), assists (25), points (59), plus/minus (+21) and shots on goal (246)... Tied his career high with eight game-winning goals... Signed a new 11-year contract with Detroit on April 11, 2009... Recorded his 100th career point on 12/1 vs. ANA... Had a career high six-game assist streak 3/14 – 3/24... Had a career high nine shots on goal 3/24 at EDM... Appeared in all 23 postseason games for Detroit... Led team with 12 postseason goals... Finished second on team with a new career high 23 postseason points (12-11—23)... Tied for postseason team lead with three game-winning goals and four power-play goals... Scored series clinching goal in Round One Game Four vs. CBJ on 4/23...

2007-08: Appeared in 72 games for Detroit... Established career highs with 27 goals and 38 points... Set a new franchise record for most game-winning goals in one month when he tallied six GWGs during the month of March... Career high 7 game point streak Mar. 2 – Mar. 16... Named the NHL's third star for the month of March after registering 14 goals and 4 assists in 13 games... Played in 16 postseason games for the Red Wings... Franzen (along with Henrik Zetterberg) led the NHL and the Red Wings with a career high and franchise record 13 postseason goals, despite missing six games due to injury... Led the NHL in postseason game-winning goals with five, setting a new Red Wings franchise record... Established a new franchise record with nine goals in Detroit's 4-game sweep of Colorado in the WCSF, the most ever scored by a Red Wing in one playoff series, and the most in a 4-game series in NHL history... Tied a franchise record with two hat tricks in one playoff series registering two against Colorado in the WCSF (Norm Ullman)... Tied a franchise record with goals in five consecutive postseason games (Gordie Howe (2x), Ted Lindsay)... Finished with a career high 18 postseason points (13g, 5a)... Tied for fourth in NHL with a plus-13 postseason rating

2006-07: Set then career highs in assists (20) and points (30) despite missing 13 games due to injury... Posted a minus-rating just five times in 69 games... Recorded a then career high five-game point streak from 2/27-3/6... Scored the game-winning shootout goal on his first career attempt on 3/6 vs. Nashville (T. Vokoun)... Dealt his first career fighting major at Anaheim on 10/18... Played in all 18 of Detroit's postseason games... Established then postseason career highs in goals (3), assists (4) and points (7)... Scored his first career postseason overtime goal in Game 6 of the CQF vs. Calgary, clinching the series victory for Detroit... Plus-eight rating on the road during the 2007 Stanley Cup Playoffs led all NHL skaters.

2005-06: Appeared in 80 games in his rookie campaign and finished plus-four... Was



the first Detroit rookie to play in 80 games since Nicklas Lidstrom (1990-91)...Led Detroit rookies in games (80), goals (12) and points (16)...Scored two shorthanded goals 11/9/05 vs. LA and 11/23/05 vs. Colorado...Led Red Wings in shorthanded goals (2)...Registered his first NHL assist 12/31/05 vs. Columbus...Scored his first NHL goal 10/13/05 at LA (game-winner)...Played in all six of Detroit's 2006 playoff games, scoring one goal to go along with two assists...Named the Red Wings 2005-06 Rookie of the Year by the Detroit Sports Broadcasters Association...Missed two games due to a chest injury.

2004-05: Represented Sweden in the 2005 World Championships (1-0-1 in 5 games)...Played with Linkopings of the Swedish Elite League...Finished with 14 points in 43 games and a +8...Signed a one-year, entry level contract with Detroit on August 4, 2005.

2003-04: Enjoyed a breakthrough season with Linkopings and finished with 30 points in 49 games (12-18-30)...Led the Swedish Elite League with a +24...Attended the Red Wings prospect camp in Troy, MI following the NHL Draft where he was Detroit's first selection (third round).

PERSONAL

Nicknamed 'The Mule'. Johan returns to his native Sweden in the off-season.



CAREER HIGHLIGHTS

FIRSTS

FIRST GP: 10/05/2005 DET 5 VS STL 1
 FIRST ASST: 12/31/2005 DET 5 VS CBJ 2
 FIRST GOAL: 10/13/2005 DET 5 AT LA 2
 FIRST GOAL VERSUS: GARON, MATHIEU AT 15:08 OF PERIOD 3

MOSTS

GOALS: 2 (7X)
 ASSISTS: 2 (3X)
 POINTS: 3 (2X)

MOST RECENTLY

02/18/2009 DET 6 VS NSH 2
 03/24/2009 DET 3 AT EDM 2
 03/20/2009 DET 6 AT ATL 3 (1G-2A)

MOSTS

SOG: 9 (1X)
 PIM: 6 (2X)
 HAT TRICKS: 0
 MULTI-PT GAMES: 23

MOST RECENTLY

03/24/2009 DET 3 AT EDM 2
 03/19/2006 DET 7 AT VAN 3
 04/02/2009 DET 4 VS STL 5 (1G-1A)

LONGEST PERSONAL STREAKS (GAMES IN WHICH HE PLAYED)

GOALS: 5 (3X) 10/25/2008 11/17/2008 (5G)
 ASSISTS: 6 (1X) 03/14/2009 03/24/2009 (8A)
 PTS: 8 (1X) 10/18/2008 11/17/2008 (7G-3A)

CAREER STATS

REGULAR SEASON

PLAYOFFS (BOLD)

SEASON	CLUB	LEAGUE	GP	G	A	P	PM	GP	G	A	P	PM
2005-06	DETROIT	NHL	80	12	4	16	36	6	1	2	3	4
2006-07	DETROIT	NHL	69	10	20	30	37	18	3	4	7	10
2007-08	DETROIT	NHL	72	27	11	38	51	16	13	5	18	14
2008-09	DETROIT	NHL	71	34	25	59	44	23	12	11	23	12
DETROIT TOTALS			292	83	60	143	168	63	29	22	51	40
NHL TOTALS			292	83	60	143	168	63	29	22	51	40





43 DARREN HELM

5-11 • 195 lbs. • Center • Shoots Left

Born: St. Andrews, Manitoba – January 21, 1987

Last Amateur Club: Medicine Hat (WHL)

BECAME A RED WING: Fifth Round (132nd overall) in the 2005 NHL Entry Draft



VS. NHL

Team	GP	G	A	PTS	PIM
ANA	1	0	0	0	0
ATL	0	0	0	0	0
BOS	0	0	0	0	0
BUF	0	0	0	0	0
CAL	0	0	0	0	0
CAR	0	0	0	0	0
CHI	1	0	0	0	0
COL	1	0	1	1	0
CBJ	4	0	0	0	0
DAL	1	0	0	0	0
DET	0	0	0	0	0
EDM	1	0	0	0	2
FLA	0	0	0	0	0
L.A.	1	0	0	0	0
MIN	2	0	0	0	0
MON	1	0	0	0	0
NSH	5	0	0	0	2
NJ	0	0	0	0	0
NYI	0	0	0	0	0
NYR	1	0	0	0	0
OTT	0	0	0	0	0
PHI	0	0	0	0	0
PHX	1	0	0	0	2
PIT	1	0	0	0	0
SJ	1	0	0	0	0
STL	0	0	0	0	0
TB	0	0	0	0	0
TOR	0	0	0	0	0
VAN	1	0	0	0	16
WASH	0	0	0	0	0
TOTAL	23	0	1	1	6

CAREER

Entering his third professional season ... Won his first Stanley Cup championship in 2008... Entering the 2009-10 season, has played in 23 career regular season games and 41 career postseason games.

BY SEASON

2008-09: Appeared in a career high 16 regular season games for Detroit... Recorded his first career NHL regular season point (assist) on 2/15 vs. COL... Averaged 12:25 of ice time in regular season... Appeared in all 23 postseason games for Detroit... Recorded five points (4-1—5) during 2009 postseason... Scored series clinching OT goal vs. CHI in Game Five of the Western Conference Finals... Averaged 12:05 of ice time during post-season... Led Detroit and the NHL with 118 postseason hits... Appeared in 55 games for Grand Rapids (AHL)... Registered 37 points (13-24—37) for the Griffins... Notched four power-play goals and three shorthanded goals in Grand Rapids.

2007-08: Appeared in seven regular season games with Detroit... Made his NHL debut vs. Dallas 3/13, playing 7:00 and finishing 'even'... Did not register a point in seven regular season games... Suffered SC sprain early in Red Wings' training camp and missed entire pre-season... Appeared in 18 postseason games for Detroit... Made his NHL postseason debut in Round One Game Five vs. Nashville after being a healthy scratch for Games One through Four... Notched his first career postseason point (assist) in Round 1 Game 6 vs. Nashville... Finished the postseason with 2 goals, 2 assists and a +2 rating... Averaged 7:30 time on ice per postseason game... Won his first Stanley Cup championship... Appeared in 67 AHL games with Grand Rapids, registering 16-15—31... Finished third on the Griffins with 181 shots on goal.

2006-07: Appeared in 59 games for the Medicine Hat Tigers of the Western Hockey League... Finished with 64 points on 25 goals and a career high 39 assists... Led the Tigers in postseason scoring with 10 goals and 22 points (finished second in WHL)... Selected to Memorial Cup All-Star Team... Won a gold medal with Team Canada at the 2006 World Junior Championship in Sweden.

PERSONAL

Lives at home in St. Andrews, Manitoba during the off-season.





CAREER HIGHLIGHTS

FIRSTS

FIRST GP: 03/13/2008 DET 5 VS DAL 3
 FIRST ASST: 02/15/2009 DET 5 VS COL 6

MOSTS

GOALS: 0 (23X)
 ASSISTS: 1 (1X)
 POINTS: 1 (1X)
 SOG: 6 (1X)

MOST RECENTLY

02/28/2009 DET 0 AT NSH 8
 02/15/2009 DET 5 VS COL 6
 02/15/2009 DET 5 VS COL 6 (OG-1A)
 04/06/2008 DET 4 VS CHI 1

MOSTS

PIM: 2 (3X)
 HAT TRICKS: 0
 MULTI-PT GAMES: 0

MOST RECENTLY

02/07/2009 DET 8 VS EDM 3

LONGEST PERSONAL STREAKS (GAMES IN WHICH HE PLAYED)

GOALS: 0
 ASSISTS: 1 (1X)
 PTS: 1 (1X)
 02/15/2009 02/15/2009 (1A)
 02/15/2009 02/15/2009 (OG-1A)

CAREER STATS

REGULAR SEASON

PLAYOFFS (BOLD)

SEASON	CLUB	LEAGUE	GP	G	A	P	PM	GP	G	A	P	PM
2007-08	DETROIT	NHL	7	0	0	0	2	18	2	2	4	2
2008-09	DETROIT	NHL	16	0	1	1	4	23	4	1	5	4
DETROIT TOTALS			23	0	1	1	6	41	6	3	9	6
NHL TOTALS			23	0	1	1	6	41	6	3	9	6





VS. NHL

Team	GP	G	A	PTS	PIM
ANA	38	7	11	18	28
ATL	10	3	5	8	2
BOS	14	0	4	4	14
BUF	15	3	8	11	4
CAL	40	9	8	17	24
CAR	15	6	2	8	10
CHI	61	13	16	29	43
COL	41	12	14	26	39
CBJ	44	14	10	24	36
DAL	42	11	10	21	50
DET	0	0	0	0	0
EDM	37	9	7	16	22
FLA	12	2	8	10	8
L.A.	39	14	11	25	32
MIN	26	5	12	17	26
MON	13	2	5	7	4
NSH	53	9	21	30	38
NJ	14	3	2	5	10
NYI	13	3	3	6	10
NYR	14	4	5	9	13
OTT	13	1	3	4	6
PHI	12	2	1	3	6
PHX	43	12	15	27	36
PIT	15	2	5	7	6
SJ	40	11	9	20	20
STL	57	15	16	31	74
TB	15	2	5	7	8
TOR	25	2	9	11	8
VAN	40	10	7	17	28
WASH	10	3	3	6	2

TOTAL 811 189 235 424 607

96 TOMAS HOLMSTROM

6-0 • 205 • Left Wing • Shoots Left
Born: Pitea, Sweden – January 23, 1973
Last Amateur Club: Lulea (Sweden)

BECAME A RED WING: 10th round (257th overall) in 1994 NHL Entry Draft.

CAREER

Entering his 13th season in the NHL, all with Detroit... Won a gold medal with Sweden at the 2006 Olympic Games... Represented Sweden at the 2004 World Cup (3–2—5 in 4 games)... Captured four Stanley Cup championships as a member of the Detroit Red Wings (1997, 1998, 2002 and 2008)... Has 80 career multi-point games.

BY SEASON

2008-09: Appeared in 53 games for Detroit... Finished season with 37 points (14-23—37)... Recorded at least one point in seven of the first eight games of season... Recorded seven multi-point games... Set a new career high with a +18 plus/minus rating... Missed 29 games due to injury (knee – 3, sports hernia – 18, back – 8)... Averaged 15:15 of ice time during regular season... Played in his 800th career game 3/12 vs. CGY... Recorded his 400th career point 11/14 at FLA... Recorded eight power-play goals and one game-winning goal... Appeared in all 23 postseason games for Detroit... Recorded seven postseason points (2-5—7)... Averaged 13:44 of ice time during postseason.

2007-08: Appeared in 59 games for Detroit... Missed 13 games with a groin strain (3/9 – 4/3) and 8 games with a knee injury (12/22 – 1/6)... Played in his 700th career game 10/3 vs. Anaheim... Finished the season with 40 points (20g, 20a)... Third on the team with 11 power-play goals and fourth on the team with 5 game-winning goals... Began the season with a seven game point streak (10/3 – 10/15)... Tied a career-high with goals in four consecutive games (10/3 – 10/10)... Averaged a career high 17:32 time on ice per game... Had six multiple point games... Appeared in 21 of 22 postseason games... Missed Game 4 of the SCF with a hamstring injury... Registered 12 postseason points (4g, 8a)... Led team with 26 postseason PIM... Captured his 4th Stanley Cup championship as a member of the Detroit Red Wings

2006-07: Established career highs in goals (30) and power play goals (13), despite goal droughts of 19 and 12 games... Finished the season with 30-22—52, marking the first time in his career he has posted back-to-back 50-point seasons... 15 goals vs. Central Division opponents led the Red Wings... Six multiple-goal games tied Zetterberg for the team lead... Led Detroit in power play goals (13)... Recorded two hat tricks (2/24 at Nashville and 1/11 at Phoenix)... Became only the fourth player in Red Wings' history to score three power play goals in one game on 2/24 at Nashville... Set a new career high for points in a single game on 1/11 at Phoenix with 1-3—4... Missed 5 games due to injury... Played in 15 of Detroit's 18 postseason contests, missing three due to an eye injury he sustained in Game 6 of the CQF at Calgary... Ranked third in goals among Red Wings during the 2007 playoffs with five... Established a postseason career high for points in a game in Game 3 of the WCF at Anaheim (5/15), scoring 2-1—3... Tied a playoff career high for goals in a single game (2) in Game 3 of the WCF at Anaheim...

2005-06: Played 81 games, marking just the second time in his career he has played 80-or-more games... Averaged a then career high 13:58 time on ice per game... Set career highs in goals (29), assists (30) and points (59)... Ranked second on Detroit in



game-winning goals (8), behind Zetterberg (9)....Registered his 100th NHL goal 11/5/05 vs. Phoenix...Scored a career high 18 even-strength goal and added 11 power-play goals...Racked up 1-2—3 points 3/9/06 vs. LA, tying a career high for points in one game...Recorded five two-goal games—only Zetterberg had more (6)....Scored seven goals during a four-game goal streak 11/3/05-11/9/05...Won a gold medal with Sweden at the 2006 Olympic Games...Played in all six of Detroit's playoff games in 2006, scoring a goal and two assists with -1 rating.

2004-05: Played with Lulea in Sweden where he tallied 30 points in 47 games (14-16--30).

2003-04: Played 67 games, missed 15 due to shoulder injury suffered 11/26/03 vs. Edmonton.... Played in 500th career game 1/2/04 at Carolina.... First three goals of the season were on the power play and six out of his 15 came on the man-advantage.... Average time on ice was 12:23.... Played all 12 of Detroit's 2004 playoff games scoring two goals (one PPG).... Posted playoff game-winning goal 4/7/04 vs. Nashville (Vokoun).

2002-03: Appeared in 74 games with average ice time of 12:27.... New career high in goals (20)....Matched career-best 40 points originally set in the 2000-01 season....Set a career high in power play goals (12)....Only Shanahan scored more power-play goals (13)....Missed eight games due to injury or flu (five with sternum injury and three with flu)....Scored two game winning goals:



CAREER HIGHLIGHTS

FIRSTS

FIRST GP: 10/05/1996 DET 1 AT NJ 3
 FIRST ASST: 11/27/1996 DET 5 VS TOR 2
 FIRST GOAL: 11/15/1996 DET 5 VS SJ 1
 FIRST GOAL VERSUS: HRUDEY, KELLY AT 17:01 OF PERIOD 3

MOSTS

GOALS: 3 (3X)
 ASSISTS: 3 (1X)
 POINTS: 4 (1X)

MOST RECENTLY

02/24/2007 DET 3 AT NSH 4
 04/18/1998 DET 3 AT COL 4
 01/11/2007 DET 5 AT PHO 1 (3G-1A)

MOSTS

SOG: 8 (1X)
 PIM: 16 (1X)
 HAT TRICKS: 3
 MULTI-PT GAMES: 80

MOST RECENTLY

12/23/2006 DET 2 AT MIN 3
 12/31/2002 DET 5 VS STL 1
 02/24/2007 DET 3 AT NSH 4 (3G)
 04/06/2009 DET 4 AT BUF 1 (0G-2A)

LONGEST PERSONAL STREAKS (GAMES IN WHICH HE PLAYED)

GOALS: 6 (1X) 04/05/2007 10/10/2007 (6G)
 ASSISTS: 4 (4X) 11/17/2007 11/22/2007 (4A)
 PTS: 9 (1X) 04/05/2007 10/15/2007 (7G-3A)

CAREER STATS

REGULAR SEASON

PLAYOFFS (BOLD)

SEASON	CLUB	LEAGUE	GP	G	A	P	PM	GP	G	A	P	PM
1996-97	DETROIT	NHL	47	6	3	9	33	1	0	0	0	0
1997-98	DETROIT	NHL	57	5	17	22	44	22	7	12	19	16
1998-99	DETROIT	NHL	82	13	21	34	69	10	4	3	7	4
1999-00	DETROIT	NHL	72	13	22	35	43	9	3	1	4	16
2000-01	DETROIT	NHL	73	16	24	40	40	6	1	3	4	8
2001-02	DETROIT	NHL	69	8	18	26	58	23	8	3	11	8
2002-03	DETROIT	NHL	74	20	20	40	62	4	1	1	2	4
2003-04	DETROIT	NHL	67	15	15	30	38	12	2	2	4	10
2005-06	DETROIT	NHL	81	29	30	59	66	6	1	2	3	12
2006-07	DETROIT	NHL	77	30	22	52	58	15	5	3	8	14
2007-08	DETROIT	NHL	59	20	20	40	58	21	4	8	12	26
2008-09	DETROIT	NHL	53	14	23	37	38	23	2	5	7	22
DETROIT TOTALS			811	189	235	424	607	152	38	43	81	140
NHL TOTALS			811	189	235	424	607	152	38	43	81	140



96 TOMAS HOLMSTROM continued

2/11/03 at Dallas (M. Turco) and 3/12/03 at Phoenix (S. Burke).... Posted a three-point game (1-2-3) 3/12/03 at Phoenix.... Played four games of Detroit's 2003 first round series vs. Anaheim (1-1-2).... Average playoff ice time was 14:36.

2001-02: Played 69 games, missing 13 due to injuries.... New career high in penalty minutes (58).... Scored six power play goals and one game-winning goal.... Represented Team Sweden along with teammates Nicklas Lidstrom and Fredrick Olausson in 2002 Olympics.... Played all 23 of Detroit's 2002 playoff games, new career high.... New career high in playoff goals (8).

2000-01: Appeared in 73 games setting then career highs in goals (16), assists (24) and points (40).... Set then career highs with nine power play goals and two game winning goals.... First career hat trick 3/18/2001 at San Jose (E. Nabokov, 2 and M. Kiprusoff, 1).... 300th career game 1/21/01 at Calgary.... Played all six of Detroit's first round playoff series vs. Los Angeles scoring a power play goal and adding three assists for four playoff points.

1999-2000: Tied career high in goals (13) and posted new career highs in assists (22) and points (35).... Recorded 99th and 100th career points with an assist and a goal 3/27/2000 at New York Rangers.

1998-99: Posted a then career-best six-game point streak 2/21-3/7 (2-4-6).... Had two PPGs 10/28/98 at Florida for second career two-goal game.... Assisted on all three Detroit goals 4/18/99 at Colorado.... Had nine points in first 11 games of season (4-5-9), including three PPGs.... In 1999 Stanley Cup Playoffs, appeared in all 10 games tallying seven points (4-3-7).... Round 1 vs. Anaheim, finished second on team with three goals in four games and

notched points in all four contests (3-1-4).... Scored the FG/PPG/GWG 4/27/99 in clinching Game 4 of Round 1.

1997-98: Played 57 games.... Assisted on all three Detroit goals 4/18/98 in 4-3 loss at Colorado.... In 1998 Stanley Cup Playoffs, went from 14th on Wings' regular-season scoring list to third in post-season behind Yzerman and Fedorov.... Finished 1998 playoffs with seven goals and 12 assists for 19 points in all 22 games.... First career playoff goal 4/30/98 in Round 1, Game 5 vs. Phoenix, a 3-1 Detroit win.... Scored goals in first three games of Round 2 vs. St. Louis and finished the six-game series with seven points (4-3-7).... Scored 35 seconds into Game 3 of Stanley Cup Finals 6/13/98 at Washington, a 2-1 Detroit win, as 1-0 lead held up for next 50 minutes.


1996-97: NHL debut in season-opener 10/5/96 at New Jersey.... First NHL point/goal 11/15/96 (PPG) vs. San Jose.... First career assist 11/27/96 (on power-play) vs. Toronto.... Assigned to Adirondack (AHL) 12/30/96 posting three goals and one assist in six games before being recalled 1/30/97.... In 1997 Stanley Cup Playoffs, made one appearance 4/16/97 in Game 1 vs. St. Louis.... Spent two seasons with Lulea (Sweden) where he scored 26 goals, 25 assists for 51 points in 74 games.

PERSONAL

Tomas and his wife, Annelie, have three children and reside in suburban Detroit. The family returns to their native Sweden for the summer months.







35 JIMMY HOWARD

6-0 • 210 lbs. • Goaltender • Catches Left

Born: Syracuse, NY – March 26, 1984

Last Amateur Club: University of Maine (Hockey East – NCAA)

BECAME A RED WING: Second round (64th overall) in 2003 NHL Entry Draft.

CAREER

Entering his fifth professional season. . . . Made his NHL debut in 2005-06, playing in three games with the Red Wings from 11/28-12/4. . . . Has appeared in 9 NHL games over the past four seasons. . . . Re-signed by Detroit to a three-year deal 7/21/08

BY SEASON

2008-09: Appeared in one game for the Red Wings, stopping 24 shots in a loss at Minnesota 2/21. . . . Recalled on 5/8 and was a Black Ace during the 2009 playoffs. . . . Played in 45 games with the Grand Rapids Griffins, posting a 21-18-4 record with a 2.54 GAA, a .916 SV%, and four shutouts. . . . Appeared in 10 games during the 2009 Calder Cup playoffs, sporting a 4-6-0 record with a 2.41 GAA and .900 SV%. . . . Grand Rapids Griffins' recipient of the AHL's Man of the Year award.

VS. NHL

TEAM	GP	MIN	GA	SOG	SHO	W	L	OT	PTS%	GAA	SV%
ANA	0	0	0	0	0	0	0	0	-	-	-
ATL	1	23	3	16	0	0	0	0	1.000	7.83	.813
BOS	0	0	0	0	0	0	0	0	-	-	-
BUF	0	0	0	0	0	0	0	0	-	-	-
CAL	1	59	3	36	0	0	1	0	.000	3.05	.917
CAR	0	0	0	0	0	0	0	0	-	-	-
CHI	0	0	0	0	0	0	0	0	-	-	-
COL	0	0	0	0	0	0	0	0	-	-	-
CBJ	1	29	1	10	0	0	0	0	1.000	2.07	.900
DAL	1	59	1	31	0	0	1	0	.000	1.02	.968
DET	0	0	0	0	0	0	0	0	-	-	-
EDM	0	0	0	0	0	0	0	0	-	-	-
FLA	0	0	0	0	0	0	0	0	-	-	-
L.A.	1	60	2	24	0	1	0	0	1.000	2.00	.917
MIN	1	59	4	28	0	0	1	0	.000	4.07	.857
MON	0	0	0	0	0	0	0	0	-	-	-
NSH	1	50	1	19	0	0	0	0	1.000	1.20	.947
NJ	0	0	0	0	0	0	0	0	-	-	-
NYI	1	59	2	28	0	0	1	0	.000	2.03	.929
NYR	0	0	0	0	0	0	0	0	-	-	-
OTT	0	0	0	0	0	0	0	0	-	-	-
PHI	0	0	0	0	0	0	0	0	-	-	-
PHX	0	0	0	0	0	0	0	0	-	-	-
PIT	0	0	0	0	0	0	0	0	-	-	-
SJ	0	0	0	0	0	0	0	0	-	-	-
STL	0	0	0	0	0	0	0	0	-	-	-
TB	0	0	0	0	0	0	0	0	-	-	-
TOR	0	0	0	0	0	0	0	0	-	-	-
VAN	1	60	4	35	0	0	1	0	.000	4.00	.866
WASH	0	0	0	0	0	0	0	0	-	-	-
TOTAL	9	457	21	227	0	1	5	0	.167	2.76	.907



2007-08: Played in four games for Detroit in February. ...Posted a 0-2-0 record with a 2.13 GAA and .926 SV%....Recalled on 4/12 and was a Black Ace during the 2008 NHL playoffs. ...Played 54 games in Grand Rapids, earning a 21-28-2 record with a 2.83 GAA, .907 SV%, and two shutouts. ...Named AHL Goaltender of the Month (Dec.)... AHL PlanetUSA All-Star Team... Grand Rapids Griffins' recipient of the AHL's Man of the Year award.

2006-07: Appeared in 49 games with the Griffins. ...Posted a 21-21-3 record with a 2.70 GAA and .911 SV%, matching a franchise record six shutouts. ... Played in seven playoff games, earning a 3-4 record. ...Finished fifth among AHL goaltenders in save percentage (.927) and fourth in goals-against average (1.93) in the 2007 Calder Cup playoffs.

2005-06: Played in four games with the Red Wings. ...Made his NHL debut 11/28 vs. Los Angeles, stopping a penalty shot among a total of 22 to earn his first career victory. ...Became only NHL netminder to face a penalty shot in each of his first two career games. ...Posted a 1-2 record with a 2.99 GAA and .904 SV%....Made his AHL debut. ... Played in 38 games for the Griffins, sporting a 27-6-2 record. ... Registered a personal 12-game winning streak (2/25-3/31).... Recorded a 2.58 GAA, .910 SV%, and two shutouts. ...Appeared in 13 games during the AHL playoffs. ...Posted a 5-7 record with a 3.46

GAA and .885 SV%....Named to AHL All-Rookie Team, becoming the first Griffin player to do so. ...AHL PlanetUSA All-Star Team. ...AHL Goaltender of the Month (Mar.)

2004-05: Appeared in 39 games for the University of Maine. ... Posted a 19-13-7 record with a 1.92 GAA, six shutouts, and .924 save percentage. ...Named University of Maine MVP. ...Hockey East all-conference honorable mention.

2003-04: Played in 23 games with the Maine Black Bears. ... Posted a 14-4-3 record, setting a school record with six shutouts. ... Set NCAA record for save percentage (.956) and goals-against average (1.19). ...Made 63 saves in 2-1 triple-overtime win over Massachusetts in Hockey East championship. ...Named Hockey East First-Team All-Star. ...NCAA East Second-Team All-American. ... Hockey East Championship Tournament MVP.

PERSONAL

Jimmy lives in Maine during the off-season. ...He married his girlfriend Rachel in August.

CAREER HIGHLIGHTS

FIRSTS

FIRST GP: 11/28/2005 DET 5 AT LA 2
FIRST WIN: 11/28/2005 DET 5 AT LA 2

MOSTS

SHOTS FACED: 36 (1X)
SAVES: 33 (1X)
GA: 4 (2X)
CAREER SHUTOUTS: 0

MOST RECENTLY

12/01/2005 DET 2 VS CGY 3
12/01/2005 DET 2 VS CGY 3
02/21/2009 DET 2 AT MIN 5

LONGEST PERSONAL STREAKS (GAMES IN WHICH HE PLAYED)

STREAK W/OUT REG LOSS: 1 (1X) 11/28/2005 11/28/2005 (1-0-0)
LONGEST LOSING STREAK: 5 (1X) 12/01/2005 02/21/2009 ACTIVE
LONGEST WINLESS STREAK: 5 (1X) 12/01/2005 02/21/2009 (0-5-0)
ACTIVE
LONGEST SHUTOUT SEQUENCE: 58:14 02/15/2008 02/17/2008

CAREER STATS

REGULAR SEASON

PLAYOFFS (BOLD)

SEASON	CLUB	LEAGUE	GP	W	L	OT	SHO	MIN	GA	SOG	GAA	SV%	GP	W	L	MIN	GA	SOG	GAA	SV%
2005-06	DETROIT	NHL	4	1	2	0	0	201	10	104	2.99	.904	0	0	0	0	0	0	-	-
2007-08	DETROIT	NHL	4	0	2	0	0	197	7	95	2.13	.926	0	0	0	0	0	0	-	-
2008-09	DETROIT	NHL	1	0	1	0	0	59	4	28	4.07	.857	0	0	0	0	0	0	-	-
DETROIT TOTALS			9	1	5	0	0	457	21	227	2.76	.907	0	0	0	0	0	0	-	-
NHL TOTALS			9	1	5	0	6	457	21	227	2.76	.907	0	0	0	0	0	0	-	-





55 NIKLAS KRONWALL

6-0 • 190 lbs. • Defense • Shoots Left
 Born: Stockholm, Sweden – January 12, 1981
 Last Amateur Club: Djurgarden (Sweden)

BECAME A RED WING: First Round (29th overall) in the 2000 NHL Entry Draft.

CAREER

Entering his sixth NHL season, all with Detroit... Won a gold medal with Sweden at the 2006 Olympic Games... Named to the All-Star Team at the 2005 World Championships, joining Jaromir Jagr, Joe Thornton, Rick Nash, Marek Zidlicky and Tomas Vokoun... Won his first Stanley Cup championship in 2008... Has recorded 20 career multi-point games.

BY SEASON

2008-09: Appeared in a career high 80 games for Detroit... Missed one game due to illness and one game due to injury (ankle)... Set new career highs in assists (45), points (51), power-play goals (4) and shots on goal (121)... Finished 11th in scoring among NHL defensemen with 51 points (6-45—51)... Finished fifth on Detroit with 96 hits... Led team with 109 blocked shots... Appeared in his 200th career NHL game on 11/26 vs. Montreal... Recorded his 100th career NHL point on 2/7 vs. Edmonton... Recorded his 100th career assist on 3/15 vs. CBJ... Averaged 22:53 of ice time in regular season... Appeared in all 23 postseason games for Detroit... Finished postseason with nine points (2-7—9)... Led team with 33 postseason PIM... Averaged 23:23 of ice time in postseason... Recorded a career high seven shots on goal on 4/2 vs. STL... Led Detroit defensemen with 59 hits in the postseason... Led team with 36 blocked shots in postseason... Scored his first career postseason goal in Round One Game One vs. CBJ on 4/16... Scored his first career Stanley Cup Final goal in Game Five vs. PIT.

2007-08: Appeared in 65 games... Set new career highs for goals (7), assists (28) and points (35)... Finished fifth among NHL defensemen at +25... Career high six game point streak 11/27 – 12/9 (1g, 5a)... Tied the franchise record for assists by a defenseman in one game with 4 vs. Los Angeles 12/19... Missed 13 games with a shoulder injury (2/1 – 2/28)... Had six multiple point games... Averaged 21:06 time on ice per game... Appeared in all 22 postseason games... Led all NHL defenseman in postseason scoring with 15 points (0-15—15)... Set a new Red Wings franchise record for assists by a defenseman in one postseason (15)... Tied for NHL postseason lead with Henrik Zetterberg at +16... Won his first Stanley Cup championship.

2006-07: Played a career high 67 games... Established then career highs in assists (21) and points (22)... Skated in his 100th NHL game on 2/24 at Nashville... Posted a then career high for points in consecutive games, collecting a point in five consecutive games from 1/4-1/11... Missed 14 games (10 due to a strained groin and four with a fractured sacrum)... Did not play in the postseason due to a fractured sacrum suffered on 3/30 vs. Dallas.

2005-06: Missed the first 52 games of the season due to a torn ACL in his left knee... Played 27 games, while averaging 20:31 per game with a +11 rating... Had a minus rating only four times in 27 games... Notched his first career power-play goal 4/7/06 at Columbus... Registered two assists in his first game back in the lineup 2/1/06 vs. St. Louis... Won a gold medal with Sweden at the 2006 Olympic Games... Played in all six of Detroit's 2006 playoff games and tallied three assists.



VS. NHL

Team	GP	G	A	PTS	PIM
ANA	15	0	6	6	10
ATL	4	1	3	4	6
BOS	4	0	1	1	0
BUF	4	0	2	2	4
CAL	10	0	4	4	8
CAR	3	0	1	1	8
CHI	27	2	7	9	28
COL	11	0	6	6	8
CBJ	22	2	6	8	10
DAL	12	0	7	7	0
DET	12	0	7	7	0
EDM	10	1	5	6	8
FLA	3	0	3	3	0
L.A.	12	0	6	6	10
MIN	13	1	4	5	6
MON	3	1	0	1	0
NSH	26	3	10	13	20
NJ	2	0	0	0	0
NYI	2	1	1	2	2
NYR	2	0	2	2	0
OTT	2	0	1	1	2
PHI	2	0	0	0	4
PHX	15	0	9	9	18
PIT	3	0	1	1	2
SJ	14	2	7	9	12
STL	24	2	9	11	16
TB	2	0	2	2	2
TOR	1	0	0	0	0
VAN	9	0	2	2	4
WASH	3	0	1	1	4
TOTAL	260	16	106	122	192



2004-05: Represented Sweden in the 2005 World Championships (3-3--6 in 9 games)...Named to the All-Star Team at the World Championships, joining Jaromir Jagr, Joe Thornton, Rick Nash, Marek Zidlicky and Tomas Vokoun....Had a strong 2004-05 year, leading the entire Grand Rapids squad in scoring with 53 points in 76 games (13-40--53)...He was the American Hockey League's top scoring defenseman and the first European-born player to win the Eddie Shore Award as the AHL's best defenseman.

2003-04: Began campaign with the Wings' American Hockey League affiliate Grand Rapids Griffins before being called up to Detroit in December....Appeared in 20 games for the Red Wings (1-4--5) before suffering a fractured leg during warm-ups prior to a game vs. the Los Angeles Kings on Jan. 22, 2004 and missed the remainder of the season....Made NHL debut 12/10/03 at Buffalo....Recorded first NHL point with an assist 12/13/03 at Washington on Pavel Datsyuk's goal.... First career goal was a game-winning goal 1/14/04 vs. Chicago (Steve Passmore) in a 4-2 Detroit win.

PERSONAL

Niklas returns to his native Sweden in the off-season.



CAREER HIGHLIGHTS

FIRSTS

FIRST GP: 12/10/2003 DET 7 AT BUF 2
 FIRST ASST: 12/13/2003 DET 5 AT WAS 1
 FIRST GOAL: 01/14/2004 DET 4 VS CHI 2
 FIRST GOAL VERSUS: PASSMORE, STEVE AT 14:25 OF PERIOD 2

MOSTS

GOALS: 1 (16X)
 ASSISTS: 4 (1X)
 POINTS: 4 (1X)

MOST RECENTLY

04/09/2009 DET 3 VS NSH 4
 12/19/2007 DET 6 VS LA 2
 12/19/2007 DET 6 VS LA 2 (OG-4A)

MOSTS

SOG: 7 (1X)
 PIM: 6 (1X)
 HAT TRICKS: 0
 MULTI-PT GAMES: 20

MOST RECENTLY

04/02/2009 DET 4 VS STL 5
 04/13/2006 DET 7 AT CHI 3
 04/02/2009 DET 4 VS STL 5 (1G-2A)

LONGEST PERSONAL STREAKS (GAMES IN WHICH HE PLAYED)

GOALS: 1 (16X) 04/09/2009 04/09/2009 (1G)
 ASSISTS: 5 (1X) 01/04/2007 01/11/2007 (5A)
 PTS: 6 (1X) 11/27/2007 12/09/2007 (1G-5A)


CAREER STATS

REGULAR SEASON

PLAYOFFS (BOLD)

SEASON	CLUB	LEAGUE	GP	G	A	P	PM	GP	G	A	P	PM
2003-04	DETROIT	NHL	20	1	4	5	16	0	0	0	0	0
2005-06	DETROIT	NHL	27	1	8	9	28	6	0	3	3	2
2006-07	DETROIT	NHL	68	1	21	22	54	0	0	0	0	0
2007-08	DETROIT	NHL	65	7	28	35	44	22	0	15	15	18
2008-09	DETROIT	NHL	80	6	45	51	50	23	2	7	9	33
DETROIT TOTALS			260	16	106	122	192	51	2	25	27	53
NHL TOTALS			260	16	106	122	192	51	2	25	27	53





VS. NHL

Team	GP	G	A	PTS	PIM
ANA	11	0	1	1	6
ATL	4	0	3	3	2
BOS	3	0	0	0	0
BUF	4	0	2	2	0
CAL	14	2	2	4	12
CAR	3	0	0	0	0
CHI	24	2	5	7	37
COL	14	0	4	4	6
CBJ	23	3	7	10	24
DAL	14	1	2	3	6
DET	0	0	0	0	0
EDM	11	1	3	4	4
FLA	3	0	1	1	0
L.A.	11	1	1	2	8
MIN	14	1	4	5	6
MON	3	0	0	0	2
NSH	22	0	0	0	16
NJ	2	1	0	1	2
NYI	3	0	0	0	0
NYR	3	0	1	1	0
OTT	3	0	0	0	0
PHI	3	0	0	0	2
PHX	9	1	1	2	6
PIT	3	0	0	0	0
SJ	13	2	3	5	8
STL	26	2	1	3	18
TB	2	0	1	1	0
TOR	3	0	0	0	0
VAN	12	0	1	1	8
WASH	3	0	0	0	4
TOTAL	263	17	43	60	177

22 BRETT LEBDA

5-10 • 194 lbs. • Defense • Shoots Left
 Born: Buffalo Grove, Illinois – January 15, 1982
 Last Amateur Club: Notre Dame (CCHA)

BECAME A RED WING: Signed as a free agent July 21, 2004.

CAREER

Entering his fifth NHL season (all with Detroit)... Won his first Stanley Cup championship in 2008... Has recorded seven career multi-point games.

BY SEASON

2008-09: Appeared in 65 games for Detroit... Missed eight games due to injury 2/13 – 2/28 (back)... Finished the season with 16 points (6-10—16)... Set a new career high with six goals... Appeared in his 200th career NHL game on 10/11 at Ottawa... Averaged 13:38 of ice time in regular season... Finished regular season at +9... Scored the game-winning goal on 3/14 at St. Louis... Appeared in all 23 postseason games for Detroit... Finished the postseason with six points (0-6—6) and was a +8... Averaged 13:20 of ice time during the postseason... Finished tied for third on team with 22 postseason PIM.

2007-08: Appeared in a career high 78 games... Finished the season with 14 points (3-11—14)... Averaged 16:28 time on ice per game... Scored game-winning OT goal in Detroit's 3-2 win against Minnesota 2/5... Played a season high 28:17 at Vancouver 2/23... Did not dress in Detroit's first 3 postseason games (healthy scratch), but appeared in all 19 remaining postseason contests... Finished with two postseason points (0-2—2)... Averaged 12:33 time on ice in postseason... Won his first Stanley Cup championship.

2006-07: Established career highs in games (74), goals (5), assists (13) and points (18) in his first full NHL season... Played in his 100th NHL game on 2/14 at Dallas... Missed three games from 3/26-3/30 due to a concussion he sustained on 3/24 vs. St. Louis... Played in 12 of Detroit's 18 playoff games, missing 6 games due to a sprained ankle... Registered his first career point in the Stanley Cup Playoffs in Game 1 of the CQF vs. Calgary (4/12)... Signed a four-year contract with Detroit on July 11, 2006.

2005-06: Split time between Detroit and its AHL affiliate Grand Rapids Griffins in his first season NHL season... Played 46 games with the Red Wings... Finished with 12 points (3-9—12) and +9... Notched a career high two assists three times (12/13/05 at Atlanta, 12/20/05 vs. Columbus, 2/12/06 vs. Colorado)... Tallied his first NHL power-play goal 11/1/05 vs. Chicago... Recorded his first NHL assist 10/6/05 at St. Louis... Scored his first NHL goal in his first NHL game on 10/5/05 vs. St. Louis... Became the first Red Wing to score his first NHL goal on opening night since 10/5/93, when Greg Johnson did at Dallas... Played in all six of Detroit's 2006 playoff games and finished with +3 and 4 PIM.

PERSONAL

Brett resides in suburban Detroit during the season and returns to his native Chicago in the off-season.





CAREER HIGHLIGHTS

FIRSTS

FIRST GP: 10/05/2005 DET 5 VS STL 1
 FIRST ASST: 10/06/2005 DET 4 AT STL 3
 FIRST GOAL: 10/05/2005 DET 5 VS STL 1
 FIRST GOAL VERSUS: LALIME, PATRICK AT 12:06 OF PERIOD 2

MOSTS

GOALS: 1 (17X)
 ASSISTS: 2 (6X)
 POINTS: 2 (7X)

MOST RECENTLY

03/14/2009 DET 5 AT STL 2
 12/18/2008 DET 6 VS SJ 0
 12/18/2008 DET 6 VS SJ 0 (0G-2A)

MOSTS

SOG: 6 (1X)
 PIM: 17 (1X)
 HAT TRICKS: 0
 MULTI-PT GAMES: 7

MOST RECENTLY

01/19/2007 DET 1 AT CBJ 3
 02/27/2007 DET 4 AT CHI 1
 12/18/2008 DET 6 VS SJ 0 (0G-2A)

LONGEST PERSONAL STREAKS (GAMES IN WHICH HE PLAYED)

GOALS: 1 (17X) 03/14/2009 03/14/2009 (1G)
 ASSISTS: 3 (1X) 12/13/2005 12/20/2005 (5A)
 PTS: 3 (2X) 11/17/2008 11/22/2008 (1G-2A)

CAREER STATS

REGULAR SEASON

PLAYOFFS (BOLD)

SEASON	CLUB	LEAGUE	GP	G	A	P	PM	GP	G	A	P	PM
2005-06	DETROIT	NHL	46	3	9	12	20	6	0	0	0	4
2006-07	DETROIT	NHL	74	5	13	18	61	12	0	2	2	8
2007-08	DETROIT	NHL	78	3	11	14	48	19	0	2	2	6
2008-09	DETROIT	NHL	65	6	10	16	48	23	0	6	6	22
DETROIT TOTALS			263	17	43	60	177	60	0	10	10	40
NHL TOTALS			263	17	43	60	177	60	0	10	10	40





21 VILLE LEINO

6-1 • 190 lbs. • Left Wing • Shoots Left
Born: Savonlinna, Finland – October 6, 1983

BECAME A RED WING: Signed as a free agent on May 10, 2008.

CAREER

Entering his first full NHL season...Made his NHL debut in 2008-09, playing in 13 games with the Red Wings from 1/31-2/28..Re-signed to a new two-year contract July 6, 2009.

BY SEASON

2008-09: Appeared in 13 games with the Red Wings, recording five goals, four assists, and a +5 rating....Recalled 1/29....Scored his first career goal in his NHL debut at Washington 1/31....Registered his first career NHL assist in his second game vs. St. Louis 2/2....Posted his first career multi-point game (1-1—2) at Minnesota 2/21....Appeared in his first career NHL playoff game in Game 3 of the Western Conference Final at Chicago 5/22....Recorded his first career postseason point with an assist in Game One of the Stanley Cup Final vs. Pittsburgh 5/30....Tallied two assists in the first four games of the Stanley Cup Final....Made his AHL debut, playing 57 games for the Grand Rapids Griffins....Ranked third on the team in assists (31) and fifth in points (46)....Appeared in 10 games during the 2009 Calder Cup playoffs....Led the team with 13 points and 10 assists, tallying all of his points in six games vs. Hamilton in the first round

2007-08: Appeared in 55 games for Jokerit Helsinki of the Finnish Elite League....Led team in scoring with 77 points (28g, 49a)....Finished second in the league in scoring, plus-minus (+34), and third in goals (28)....Set franchise record for most points in a single season....Registered eight goals and 11 assists in 14 playoff games....Finished postseason with a plus-19....Received the Oskanen Award, given annually to the league's best player during the regular season....Received Finnish Elite League's Ilta-Sanomat Star Player Award....Finnish Elite League's Golden Helmet (player of the year as voted by the players)

PERSONAL

Ville lives in Helsinki, Finland, during the summer. He worked out with fellow Finn and Red Wings forward Valtteri Filppula during the off-season, focusing on his skating under the tutelage of former Finnish speed skater and Olympian Janne Hänninen. When he's not playing hockey, Ville likes to take in the arts ranging from music to black-and-white photography. He started learning how to play the guitar during the 2008-09 season. His favorite moment of the '08-09 regular season was scoring on his first NHL shot in a slick spin-o-rama move against Washington.



VS. NHL

Team	GP	G	A	PTS	PIM
ANA	0	0	0	0	0
ATL	0	0	0	0	0
BOS	0	0	0	0	0
BUF	0	0	0	0	0
CAL	0	0	0	0	0
CAR	0	0	0	0	0
CHI	0	0	0	0	0
COL	1	0	1	1	0
CBJ	1	0	0	0	0
DAL	0	0	0	0	0
DET	0	0	0	0	0
EDM	1	1	0	1	0
FLA	0	0	0	0	0
L.A.	1	0	1	1	0
MIN	2	2	1	3	2
MON	0	0	0	0	0
NSH	3	0	0	0	2
NJ	0	0	0	0	0
NYI	0	0	0	0	0
NYR	0	0	0	0	0
OTT	0	0	0	0	0
PHI	0	0	0	0	0
PHX	0	0	0	0	0
PIT	1	0	0	0	0
SJ	1	1	0	1	0
STL	1	0	1	1	2
TB	0	0	0	0	0
TOR	0	0	0	0	0
VAN	0	0	0	0	0
WASH	1	1	0	1	0
TOTAL	13	5	4	9	6





CAREER HIGHLIGHTS

FIRSTS

FIRST GP: 01/31/2009 DET 2 AT WAS 4
 FIRST ASST: 02/02/2009 DET 4 VS STL 3
 FIRST GOAL: 01/31/2009 DET 2 AT WAS 4
 FIRST GOAL VERSUS: THEODORE, JOSE AT 18:06 OF PERIOD 1

MOSTS

GOALS: 1 (5X)
 ASSISTS: 1 (4X)
 POINTS: 2 (1X)

MOST RECENTLY

02/25/2009 DET 4 VS SJ 1
 02/27/2009 DET 2 VS LA 1
 02/21/2009 DET 2 AT MIN 5 (1G-1A)

MOSTS

SOG: 3 (3X)
 PIM: 2 (3X)
 HAT TRICKS: 0
 MULTI-PT GAMES: 1 02/21/2009 DET 2 AT MIN 5 (1G-1A)

MOST RECENTLY

02/27/2009 DET 2 VS LA 1
 02/28/2009 DET 0 AT NSH 8

LONGEST PERSONAL STREAKS (GAMES IN WHICH HE PLAYED)

GOALS: 2 (1X) 02/21/2009 02/25/2009 (2G)
 ASSISTS: 1 (4X) 02/27/2009 02/27/2009 (1A)
 PTS: 3 (2X) 02/21/2009 02/27/2009 (2G-2A)


CAREER STATS

REGULAR SEASON

PLAYOFFS (BOLD)

SEASON	CLUB	LEAGUE	GP	G	A	P	PM	GP	G	A	P	PM
2008-09	DETROIT	NHL	13	5	4	9	6	7	0	2	2	0
DETROIT TOTALS			13	5	4	9	6	7	0	2	2	0
NHL TOTALS			13	5	4	9	6	7	0	2	2	0





5 NICKLAS LIDSTROM

6-1 • 193 lbs. • Defense • Shoots Left
 Born: Vasteras, Sweden – April 28, 1970
 Last Amateur Club: Vasteras (Sweden)

BECAME A RED WING: Third round (53rd overall) in 1989 NHL Entry Draft.



VS. NHL

Team	GP	G	A	PTS	PIM
ANA	59	10	36	46	18
ATL	10	1	10	11	2
BOS	24	7	9	16	2
BUF	25	2	18	20	4
CAL	66	9	40	49	20
CAR	26	5	14	19	10
CHI	102	26	54	80	26
COL	58	10	36	46	12
CBJ	48	8	31	39	38
DAL	81	14	40	54	26
DET	0	0	0	0	0
EDM	65	9	40	49	34
FLA	20	4	10	14	0
L.A.	66	7	38	45	24
MIN	32	5	15	20	14
MON	23	3	10	13	6
NSH	62	14	37	51	24
NJ	25	3	19	22	6
NYI	26	5	13	18	4
NYR	25	6	19	25	2
OTT	21	5	5	10	6
PHI	24	1	2	3	10
PHX	73	13	42	55	16
PIT	26	5	14	19	6
SJ	63	11	44	55	22
STL	103	18	59	77	34
TB	29	5	25	30	8
TOR	57	8	33	41	18
VAN	65	12	40	52	26
WASH	26	2	16	18	24

TOTAL 1330 228 769 997 442

CAREER

Entering his 18th NHL season, all with Detroit... Winner of the Norris Trophy six of the last eight seasons played (2001, 2002, 2003, 2006, 2007, 2008)—trails only Bobby Orr (8) and Doug Harvey (7)... Named Captain of the Detroit Red Wings on 10/5/06... The only European-born captain in NHL history to lead his team to a Stanley Cup championship (2008)... First European-born player in NHL history to win the Conn Smythe Trophy in 2002... Tied for 12th all-time among defensemen in goals (228), seventh in assists (769), eighth in points (997) and seventh in power play goals (116)... Ranks fourth all-time in Red Wings history in games played (1,324), fourth all-time in Red Wings scoring (997)... Is the highest scoring Red Wings defenseman of all-time and currently ranks second all-time among Swedish-born players... Holds the Red Wings single-season record for assists (64) and points (80) by a defenseman, setting both records in 2005-06... Has played in more games (1,330) in the first 17 years of his career than any other player in NHL history (has missed only 32 games during that span)... Has the highest plus-minus rating (+409) in the NHL since 1991-92, his first year in the league... Named the best European player ever in the NHL and ninth best overall since 1967 by the Hockey News... Ten-time NHL All-Star (post-season)... Selected for eleven NHL All-Star Games... Won a gold medal with Sweden in the 2006 Olympic Games... Four Stanley Cup championships (1997, 1998, 2002 and 2008)... Has recorded 232 career multi-point games.

BY SEASON

2008-09: Appeared in 78 games... Finished the season with 59 points (16-43—59), tied for first among Red Wings defensemen (Rafalski) and tied for third among all NHL defensemen... Played in his 1,300th career NHL game 2/4 vs. PHX... Finished the regular season at +31, second on team (Datsyuk +34) and seventh in NHL... Averaged 24:49 of ice time in regular season... Tied for third on team with 10 power-play goals... Finished season with four game-winning goals... Selected to his 11th NHL All-Star Game... Selected to his 10th postseason All-Star team (second team)... Extended his own franchise records with 228 career goals by a defenseman and 111 power-play goals by a defenseman... Recorded 15 multi-point games... Appeared in his 17th consecutive postseason, adding to his own franchise record... Appeared in 21 postseason games in 2009... Missed the first two postseason games of his career due to injury, snapping his streak of 228 consecutive postseason games played... Led all NHL defensemen in scoring with 16 points (4-12—16)... Became Detroit's all-time postseason assist leader on 5/19 vs. Chicago... Moved into second place on team's all-time postseason scoring list (46-119—165)... Added to his own NHL record by recording his 11th career postseason game-winning goal, most all-time by a defenseman... Currently third all-time in postseason games played (235) and first in Red Wings team history.

2007-08: Won his third consecutive Norris Trophy and sixth in the last seven seasons played... Appeared in 76 games... Suffered a sprained right knee at Colorado 2/18 and missed six games—the longest absence of his career... Played in his 1,200th game 11/27



vs. Calgary. . . . Led all NHL defensemen in scoring (10-60—70) Registered his 900th NHL point at Minnesota 12/22. . . . Collected his 700th NHL assist vs. Dallas 1/2. . . . Finished second in the NHL in plus-minus at +40 (Datsyuk led NHL at +41) Led the Red Wings with 26:43 time on ice per game Selected to his 10th NHL All-Star Game (8th as a starter) Appeared in all 22 postseason games Has played in a franchise record 214 career postseason games — passed Steve Yzerman (196) in Round 1, Game 5 vs. Nashville. . . . Moved past Jari Kurri (200) for most postseason games played by a European-born player. . . . Appeared in his 16th consecutive playoffs, setting a new Red Wings franchise record (Yzerman — 15) Finished fourth among NHL defensemen in postseason scoring (3-10—13) Averaged 26:48 time on ice per postseason game. . . . Became the first European-born player to Captain his team to a Stanley Cup championship. . . . Won his fourth Stanley Cup (1997, 1998, 2002 and 2008).

2006-07: Won his second consecutive Norris Trophy and fifth in the last six seasons played. . . . Named Captain of the Detroit Red Wings on 10/5 Played 80 games and finished with a team-leading plus-40 rating (third in the NHL) Led Detroit in power play



CAREER HIGHLIGHTS

FIRSTS

FIRST GP: 10/03/1991 DET 3 AT CHI 3
 FIRST ASST: 10/05/1991 DET 5 AT TOR 8
 FIRST GOAL: 10/17/1991 DET 6 VS STL 3
 FIRST GOAL VERSUS: RICHMOND, VINCENT AT 2:26 OF PERIOD 2

MOSTS

GOALS: 2 (18X)
 ASSISTS: 4 (2X)
 POINTS: 4 (8X)

MOST RECENTLY

02/18/2009 DET 6 VS NSH 2
 03/07/2003 DET 7 VS STL 2
 04/13/2006 DET 7 AT CHI 3 (1G-3A)

MOSTS

SOG: 10 (1X)
 PIM: 10 (1X)
 HAT TRICKS: 0
 MULTI-PT GAMES: 232 04/06/2009 DET 4 AT BUF 1 (1G-1A)

MOST RECENTLY

10/19/2000 DET 1 VS NSH 2
 12/04/1996 DET 2 AT WAS 0

LONGEST PERSONAL STREAKS (GAMES IN WHICH HE PLAYED)

GOALS: 4 (1X) 11/25/2000 12/01/2000 (4G)
 ASSISTS: 8 (1X) 03/17/2002 04/10/2002 (12A)
 PTS: 10 (1X) 03/10/2000 03/29/2000 (2G-15A)

CAREER STATS

REGULAR SEASON

PLAYOFFS (BOLD)

SEASON	CLUB	LEAGUE	GP	G	A	P	PM	GP	G	A	P	PM
1991-92	DETROIT	NHL	80	11	49	60	22	11	1	2	3	0
1992-93	DETROIT	NHL	84	7	34	41	28	7	1	0	1	0
1993-94	DETROIT	NHL	84	10	46	56	26	7	3	2	5	0
1994-95	DETROIT	NHL	43	10	16	26	6	18	4	12	16	8
1995-96	DETROIT	NHL	81	17	50	67	20	19	5	9	14	10
1996-97	DETROIT	NHL	79	15	42	57	30	20	2	6	8	2
1997-98	DETROIT	NHL	80	17	42	59	18	22	6	13	19	8
1998-99	DETROIT	NHL	81	14	43	57	14	10	2	9	11	4
1999-00	DETROIT	NHL	81	20	53	73	18	9	2	4	6	4
2000-01	DETROIT	NHL	82	15	56	71	18	6	1	7	8	0
2001-02	DETROIT	NHL	78	9	50	59	20	23	5	11	16	2
2002-03	DETROIT	NHL	82	18	44	62	38	4	0	2	2	0
2003-04	DETROIT	NHL	81	10	28	38	18	12	2	5	7	4
2005-06	DETROIT	NHL	80	16	64	80	50	6	1	1	2	2
2006-07	DETROIT	NHL	80	13	49	62	46	18	4	14	18	6
2007-08	DETROIT	NHL	76	10	60	70	40	22	3	10	13	14
2008-09	DETROIT	NHL	78	16	43	59	30	21	4	12	16	6
DETROIT TOTALS			1330	228	769	997	442	235	46	119	165	70
NHL TOTALS			1330	228	769	997	442	235	46	119	165	70



5 NICKLAS LIDSTROM continued

points with 10-23—33... Ranked third in the NHL in average time on ice/game at 27:29... Selected to his ninth NHL All-Star Game (seventh as a starter)... Ranked fifth in scoring among defensemen with 13-49—62... Scored his 200th NHL goal and 100th power play goal on 3/2 vs. Chicago... Missed two games due to a back spasm... Led Detroit in postseason scoring and ranked fourth in the NHL, collecting 4-14—18 in 18 games... Led all NHL blue-liners in scoring in the 2007 Stanley Cup Playoffs... Tallied four assists in Game 5 of the CQF vs. Calgary (4/21), which tied a Red Wings record for points by a defenseman in a single game.

2005-06: Won fourth Norris Trophy... Led Detroit in assists (64)... Set career highs in points (80) and assists (64)... Set the Red Wings' single-season record for assists (64) and points (80) by a defenseman... Ranked first among NHL defenseman in points and assists... Registered 21 multiple point games, second on Detroit to Datsyuk (23)... Led Red Wings in power-play points (9-41—50)... Ranked second in the NHL in power-play assists (41) and sixth in overall assists... Led Detroit in average time on ice (28:06)... Became the 14th defenseman in NHL history to score 800 points 4/2/06 at Minnesota... Tallied his 600th career assist 3/7/06 vs. Phoenix... Had an unsuccessful penalty shot on 3/4/06 at Phoenix (P. Sauve)... Scored two goals 12/31/05 vs. Columbus and 1/6/06 at Nashville (matched career highs)... Registered a career high four points three times (3/4/06 at Phoenix, 3/9/06 vs. LA, 4/13 at Chicago)... Won a gold medal with Sweden at the 2006 Olympic Games... Scored the game-winning goal in the Olympic Gold-Medal Game... Led all defensemen in scoring at the 2006 Olympic Games... Appeared in all six of Detroit's 2006 playoff games, finished with one goal and one assist.

2004-05: Represented Sweden in the World Championships.

2003-04: Played 81 games, finished second among Detroit defensemen in scoring with 38 points (Mathieu Schneider — 46 pts)... Led club in average ice time (27:39)... First goal of season was overtime goal 10/11/03 at Ottawa, finished with three game-winning goals... 700th career point (assist) 11/12/03 at Dallas... 1,000th game 2/29/04 vs. Philadelphia... Appeared in all 12 of Detroit's playoff games, finished second in team scoring (2-5-7)... Led club with two power play goals... Averaged 27:00 time on ice per postseason game.

2002-03: Won third consecutive Norris Trophy, (third Red Wing to win award, only one to repeat: Paul Coffey-1995 and Red Kelly-1954)... Finished with club-best plus-40 mark... Only Forsberg and Hejduk (COL) had higher rating in NHL (+52)... Third in scoring for NHL defensemen (10-44-64)... 500th assist 12/28/02 at Nashville... 30 power play points (8-22-30)... (Schneider had 31 power play points, but most of those with Los Angeles before the trade deadline, March 2003)... 900th game 1/19/03 vs. Chicago... Seventh NHL All-Star Game appearance 2/2/03, also leading vote getter of all players... Played all four games of Detroit's 2003 first

round playoff series vs. Anaheim recording two assists and finishing the playoffs minus-one.

2001-02: Second consecutive Norris Trophy... Appeared in 78 games leading team in assists (50), also fourth overall in NHL... Finished season tied with Sergei Gonchar (WSH-PHI) for league lead in points by a defenseman (59)... Finished fourth overall on club in points behind Shanahan, Fedorov and Hull... Scored six power play goals... Team Sweden in 2002 Winter Olympics... Played all 23 of Detroit's 2002 playoff games... Tallied a total of five playoff goals (two power play, one shorthanded and one game-winner)... Awarded first career Conn Smythe Trophy, first European to win that award.

2000-01: First career Norris Trophy... New career high in assists (56)... Finished second on club in points (71)... One of two Red Wings (M. Lapointe) to play all 82 regular season games... 700th career game 10/19/2000 vs. Nashville... Posted 499th and 500th career points the very next game with two assists 10/21/2000 vs. Buffalo... Led team in power play assists (35) as well as overall power play points (43)... 35 power play assists ranked second overall in NHL... 43 power play points ranked fourth overall in NHL... Scored eight power play goals for the third career time... Finished season with club avg. ice-time (28:27)... Finished second among NHL defensemen in scoring (71 points)... Played all six of Detroit's first round playoff series vs. Los Angeles finishing as the club's top scorer (1-7-8)... Led club along with fellow defenseman, Steve Duchesne, in playoff power play points with five.

1999-2000: Set career high in goals (20), power play goals (9) and shorthanded goals (4)... Led club in power play points (31) and power play assists (22)... Led NHL defensemen in points (73)... Norris Trophy runner-up for third consecutive season... Lady Byng finalist for second straight season... Captain of World Team in 2000 NHL All-Star Game in Toronto... First Team All-Star for third straight season.

1998-99: Finished second in voting for the Norris Trophy (Al MacInnis) for second straight year... Finished second in voting for the Lady Byng (W. Gretzky)... Led Wings in power-play points (29) and power-play assists (23)... Four shorthanded points (2-2-4) tied for team lead with Larionov and Draper... 100th goal 3/26/99 vs. Tampa Bay... 600th career game 3/19/99 at Tampa Bay (shorthanded game-winner and two assists)... 400th point 2/9/99 at Nashville... 300th assist 1/16/99 at Vancouver... Voted as starter in 1999 NHL All-Star Game, his third appearance... Played all four of Detroit's 1999 playoff games vs. Anaheim posting assists in all four games (0-6-6), including three game-winners and five power-plays... Scored two goals, both PPGs, and three assists in Round 2 vs. Colorado... 10 of 11 post-season points came on the power-play.

1997-98: Led NHL defensemen in points and was second among all Red Wings (59)... Tied a then career-high in goals (17)... 26 power-play assists ranked fourth in NHL... Had points on 14 game-tying



or game-winning goals....In 1998 Stanley Cup Playoffs, set Detroit records for most points (19) and assists (13) in a playoff season by a defenseman and tied the mark for goals (6)....Tied teammate Larry Murphy for best NHL plus/minus (+12)....Tallied two game-winning goals, including game one of SCF, a 2-1 win 6/9/98 over Washington....NHL All-Star Game in Vancouver.

1996-97: Fourth in team scoring, second in team assists and third in scoring among NHL defensemen....In 1997 Stanley Cup Playoffs, second on team with plus-12.

1995-96: Posted a then career-best 67 points to top rookie season (60 points)....Tied for second on team in playoff scoring....First career NHL All-Star Game.

1994-95: In 1995 Stanley Cup Playoffs, was second in defensemen scoring behind Paul Coffey....Tied club post-season record for assists by blue-liner (Coffey)....Scored game-winner at 1:01 of OT in WCF 6/1/95 vs. Chicago.

1993-94: Third in NHL, second on club with career-high plus-43....Career-best plus-7 outing 1/14/94 vs. Dallas....Career-high four assists 1/6/94 at San Jose.

1992-93: Played all 84 regular season games recording points in


30....100th NHL game 11/19/92 vs. Winnipeg....100th point with second goal 4/1/93 at Chicago.

1991-92: Four-point game 11/17/91 vs. St. Louis....Runner-up to Pavel Bure for Calder Trophy....NHL All-Rookie Team....Third in NHL with plus-36....Among NHL rookies, was first in plus/minus and assists, and tied for third in scoring....Third on team in assists, setting club record by rookie defenseman, tying Marcel Dionne's overall team freshman assist mark....Tied Reed Larson's rookie defenseman point mark....NHL debut 10/3/91 at Chicago....First points were two assists 10/5/91 at Toronto....First goal came on the power play 10/17/91 vs. St. Louis....Team Sweden 1998 and 2002 Winter Olympics....1996, 2004 World Cup....1991 Canada Cup....1991 & 1994 World Championships, helping Sweden win Gold Medal in 1991....Named one of Sweden's top three players in 1990 World Junior Championships.

PERSONAL

Nick, his wife, Annika, have four sons and reside in suburban Detroit during the season. The family returns to Sweden during the summertime.





3 ANDREAS LILJA

6-3 • 228 lbs. • Defense • Shoots Left
Born: Helsinborg, Sweden – July 13, 1975
Last Amateur Club: Malmö (Sweden)

BECAME A RED WING: Signed as a free agent August 24, 2005

CAREER

Entering his ninth NHL season and fifth with Detroit. . . Originally drafted by Los Angeles in the second round (54th overall) of the 2000 NHL Entry Draft. . . Signed a two-year contract with Detroit on June 30, 2008. . . Won his first Stanley Cup championship in 2008.

BY SEASON

2008-09: Appeared in 60 games. . . Missed 20 games due to injury (18-concussion, 2-appendectomy). . . Finished season with 13 points (2-11—13). . . Appeared in his 400th career NHL game on 10/11 at Ottawa. . . Registered a career long four game point streak 11/17 – 11/24. . . Led team with 66 PIM. . . Named the Carhartt “Hardest Working Player Of The Month” for November. . . Recorded the first multi-assist game of his career on 11/22 at Calgary (second career multi-point game). . . Recorded a career high seven shots on goal 2/15 vs. Colorado. . . Finished sixth on team with 95 hits. . . Finished third on team with 92 blocked shots. . . Placed on injured reserve on 3/10. . . Did not appear in any games during 2009 postseason.

2007-08: Appeared in 79 games. . . Finished second on the Red Wings with 93 penalty minutes (Downey – 116). . . Collected 12 points on 2 goals and 10 assists. . . Both goals in 2007-08 were game-winning goals (10/26 vs. San Jose and 12/9 vs. Carolina). . . Recorded a career high 5 shots on goal at Toronto 2/9. . . Averaged 18:13 time on ice per game. . . Appeared in 12 postseason games including all 6 games of the Stanley Cup Final vs. Pittsburgh. . . Averaged 14:05 time on ice per postseason game played. . . Finished with one postseason point (assist) and a +3 rating. . . Won his first Stanley Cup championship.

2006-07: Appeared in 57 games, missing two games due to a sore back. . . Played in his 300th NHL game on 1/26 at St. Louis.

2005-06: Played in a career high 82 games in his first season with the Red Wings. . . One of only three Red Wings (Maltby, Shanahan) to play in all 82 games. . . Finished with a career high +18 rating. . . Tallied his first goal as a Red Wing on 1/30/06 at Minnesota (game-winner). . . Appeared in his 200th NHL game on 11/16/05 at Calgary. . . Appeared in all six of Detroit's 2006 playoff games recording one assist and averaging 19:21 per game.

2004-05: Played in the Swedish Elite League with Mora and in the Swiss League with Ambri-Piotta for the playoffs

2003-04: Played a career-high 79 NHL games for Florida—second highest games played total for a Panther blueliner (Odelein-82). . . Also posted career high in penalty minutes with 90, 17 of which came at NY Rangers on 10/20. . . Averaged 19:33 in ice time.

2002-03: Set career highs in goals (4), assists (11) and points (15). . . Played 17 games for Los Angeles before being traded to Florida on Nov. 26. . . Led Panthers in plus/minus (+8 with Florida and +13 overall). . . Tallied goal at Detroit in 2-2 tie (1/30/03). . . Made his Florida debut against his old team at Los Angeles.

2001-02: Began the season with Los Angeles as a healthy scratch for three games and was sent to Manchester for conditioning. . . Injured his knee and was sidelined until



VS. NHL

Team	GP	G	A	PTS	PIM
ANA	24	0	1	1	33
ATL	9	0	0	0	12
BOS	12	3	1	4	8
BUF	10	0	1	1	6
CAL	15	0	4	4	27
CAR	14	1	1	2	10
CHI	29	1	6	7	33
COL	19	0	2	2	24
CBJ	28	0	3	3	33
DAL	15	2	1	3	4
DET	5	1	0	1	8
EDM	17	0	3	3	33
FLA	4	0	1	1	2
L.A.	18	1	2	3	14
MIN	20	1	3	4	6
MON	10	0	0	0	9
NSH	30	0	4	4	31
NJ	10	0	1	1	8
NYI	10	0	1	1	13
NYR	13	0	2	2	25
OTT	11	0	3	3	15
PHI	10	1	0	1	8
PHX	15	0	2	2	16
PIT	9	1	2	3	12
SJ	17	1	0	1	14
STL	28	0	3	3	51
TB	13	1	4	5	8
TOR	10	0	1	1	15
VAN	21	0	6	6	13
WASH	12	0	0	0	6

TOTAL 458 14 58 72 497



December...Returned to LA and appeared in 24 of next 31 games....Appeared in five playoff games vs. Colorado, averaging 10:26 of ice time.

2000-01: Spent the majority of the season with Lowell of the AHL....Recalled on three occasions, seeing his first NHL action Dec. 3 at Anaheim....Ranked third in PIM for Lowell with 149.

PERSONAL

Andreas and his wife have two daughters and return to their native Sweden during the summer.



CAREER HIGHLIGHTS

FIRSTS

FIRST GP: 12/03/2000 LA 0 AT ANA 4
FIRST ASST: 12/01/2001 LA 4 VS NSH 2
FIRST GOAL: 12/09/2001 LA 5 AT CHI 2
FIRST GOAL VERSUS: THIBAUT, JOCELYN AT 18:01 OF PERIOD 2

MOSTS

GOALS: 1 (14X)
ASSISTS: 2 (1X)
POINTS: 2 (2X)

MOST RECENTLY

01/29/2009 DET 2 VS DAL 4
11/22/2008 DET 5 AT CGY 2
11/22/2008 DET 5 AT CGY 2 (OG-2A)

MOSTS

SDG: 7 (1X)
PIM: 17 (1X)
HAT TRICKS: 0
MULTI-PT GAMES: 2

MOST RECENTLY

02/15/2009 DET 5 VS COL 6
10/20/2003 FLA 1 AT NYR 3
11/22/2008 DET 5 AT CGY 2 (OG-2A)

LONGEST PERSONAL STREAKS (GAMES IN WHICH HE PLAYED)

GOALS: 2 (1X) 01/15/2003 01/18/2003 (2G)
ASSISTS: 4 (1X) 11/17/2008 11/24/2008 (5A)
PTS: 4 (1X) 11/17/2008 11/24/2008 (OG-5A)

CAREER STATS

REGULAR SEASON

PLAYOFFS (BOLD)

SEASON	CLUB	LEAGUE	GP	G	A	P	PM	GP	G	A	P	PM
2000-01	LOS ANGELES	NHL	2	0	0	0	4	1	0	0	0	0
2001-02	LOS ANGELES	NHL	26	1	4	5	22	5	0	0	0	6
2002-03	LOS ANGELES/FLORIDA	NHL	73	4	11	15	70	0	0	0	0	0
2003-04	FLORIDA	NHL	79	3	4	7	90	0	0	0	0	0
2005-06	DETROIT	NHL	82	2	13	15	98	6	0	1	1	6
2006-07	DETROIT	NHL	57	0	5	5	54	18	1	0	1	10
2007-08	DETROIT	NHL	79	2	10	12	93	12	0	1	1	16
2008-09	DETROIT	NHL	60	2	11	13	66	0	0	0	0	0
DETROIT TOTALS			278	6	39	45	311	36	1	2	3	32
NHL TOTALS			458	14	58	72	497	42	1	2	3	38





VS. NHL

Team	GP	G	A	PTS	PIM
ANA	51	6	4	10	24
ATL	9	0	2	2	2
BOS	14	1	1	2	0
BUF	19	3	1	4	21
CAL	56	7	10	17	60
CAR	13	2	1	3	6
CHI	68	10	2	12	49
COL	49	5	6	11	60
CBJ	49	7	5	12	32
DAL	55	9	1	10	38
DET	11	3	1	4	14
EDM	41	0	9	9	25
FLA	17	5	2	7	38
L.A.	55	6	7	13	52
MIN	30	2	9	11	31
MON	14	0	1	1	12
NSH	57	8	6	14	68
NJ	20	3	3	6	2
NYI	18	1	3	4	8
NYR	19	2	4	6	10
OTT	17	0	3	3	8
PHI	17	1	1	2	18
PHX	52	12	5	17	26
PIT	17	1	4	5	10
SJ	52	8	6	14	46
STL	76	9	8	17	62
TB	16	0	2	2	12
TOR	33	7	7	14	27
VAN	58	6	13	19	65
WASH	17	0	3	3	9

TOTAL	1020	124	130	254	835
-------	------	-----	-----	-----	-----

18 KIRK MALTBY

6-0 • 195 Lbs. • Right Wing • Shoots Right
 Born: Guelph, ONT – December 22, 1972
 Last Amateur Club: Owen Sound (OHL)

BECAME A RED WING: Obtained March 20, 1996, from Edmonton for Dan McGillis.

CAREER

Entering his 16th NHL season and 14th with the Red Wings...Four-time Stanley Cup Champion (1997, 1998, 2002 and 2008)...Won gold for Canada at the 2003 World Championships, silver at the 2005 World Championships, and was a member of Team Canada at the 2004 World Cup of Hockey...Became the 239th player in NHL history to play in 1,000 career games on 2/27/09 vs. Los Angeles...Has recorded 30 career multi-point games.

BY SEASON

2008-09: Appeared in 78 games...Finished season with 11 points (5-6—11)...Missed one game due to injury (ankle)...Notched the 250th point of his NHL career when he scored on 2/2 vs. St. Louis...Scored his 100th goal in a Red Wings sweater on 11/22 at Calgary...Averaged 9:08 of ice time in regular season...Scored game-winning goal 1/15 at Los Angeles...Recorded 64 hits during regular season...Appeared in 20 postseason games for Detroit, including all seven game of the Stanley Cup Final.

2007-08: Appeared in 61 games...Had his streak of 188 consecutive games played snapped when he missed 11/29 vs. Tampa Bay...Missed 19 games due to a back strain (11/29 – 1/6) and two games due to a hamstring injury (4/3 – 4/6)...Finished season with 10 points (6g, 4a)...Scored 2 goals, including game-winner at Phoenix 10/20...Averaged 12:08 time on ice per game...Appeared in 12 postseason games including all six games of the Western Conference Final vs. Dallas, and all six games of the Stanley Cup Final vs. Pittsburgh...Missed first two rounds with a hamstring injury...Won fourth Stanley Cup championship.

2006-07: Only Red Wings player to appear in all 82 games...Led Detroit in hits with 125...Did not score a shorthanded goal for the first time since the 1997-98 campaign...Appeared in all 18 of Detroit's postseason games...Registered 1-1—2 points in the 2007 postseason with both points coming in shorthanded situations.

2005-06: One of only three Red Wings (Shanahan, Lilja) to play in all 82 games...Scored the 20th shorthanded goal of his career 10/13/05...Has scored at least one shorthanded goal in eight consecutive seasons (1997-98)...Played in all six of Detroit's 2006 playoff games...Scored two goals in Game 1 vs. Edmonton 4/21/06, including the game-winner in overtime.

2004-05: Represented Canada at the 2005 World Championships appearing in nine contests (1-1—2).

2003-04: Scored a career-high four shorthanded goals for the second consecutive season, now has 19 career SHG's...His 14 goals tied his career-best set twice previously (1997-98 and 2002-03)...Also tallied four game-winning goals...100th career assist came 12/3/03 vs. Anaheim...200th career point was 2/3/04 at Nashville...100th career goal was 3/13/04 vs. Dallas (M. Turco), it was also the game-winning goal in a 3-0 Detroit win...Led the Wings with a career-best plus-24...Played all 12 of Detroit's 2004 post-season games notching a goal and three assists.



2002-03: Second straight season playing all 82 games, one of four Red Wings to do so....Set a new career high with four shorthanded goals and finished tied for third overall in the league....600th career NHL game 1/13/03 vs. Chicago....Scored 14 goals tying a career high originally set in the 1997-98 season with Detroit when he played only 65 games....Set career highs in assists (23), points (37) and penalty minutes (91)....Played all four games of Detroit's 2003 first round playoff series vs. Anaheim

2001-02: One of three Red Wings (Draper, Hull) to play in all 82 regular season games setting new career high....Set new career highs in assists (15) and points (24)....Finished season +15 only one shy of career high set just last season (+16)....Tallied one shorthanded goal to mark 11th of his career....Set new career high in game-winning goals (5) giving him a total of 17 for his career....Appeared in all 23 of Detroit's 2002 post-season games, a new career high....Finished playoffs tied with Brett Hull for club playoff lead in shorthanded goals (2)....The two SHG's is a new career high bringing his playoff career total to four....Posted 32 playoff penalty minutes, also a new career high.

2000-01: Appeared in a then career high 79 games....Scored



CAREER HIGHLIGHTS

FIRSTS

FIRST GP: 10/08/1993 EDM 5 VS NYI 1
 FIRST ASST: 11/20/1993 EDM 2 VS TOR 3
 FIRST GOAL: 10/08/1993 EDM 5 VS NYI 1
 FIRST GOAL VERSUS: HEXTALL, RON AT 2:41 OF PERIOD 2

MOSTS

GOALS: 3 (1X)
 ASSISTS: 3 (1X)
 POINTS: 3 (4X)

MOST RECENTLY

12/27/1997 DET 8 AT TOR 1
 11/11/1998 DET 6 VS STL 2
 11/19/2002 DET 5 AT CGY 0 (1G-2A)

MOSTS

SOG: 6 (2X)
 PIM: 30 (1X)
 HAT TRICKS: 1
 MULTI-PT GAMES: 30

MOST RECENTLY

01/03/2004 DET 3 VS ANA 1
 10/30/2003 DET 3 AT NSH 5
 12/27/1997 DET 8 AT TOR 1 (3G)
 01/15/2009 DET 4 AT LA 0 (1G-1A)

LONGEST PERSONAL STREAKS (GAMES IN WHICH HE PLAYED)

GOALS: 3 (1X) 12/27/1997 12/27/1997 (5G)
 ASSISTS: 3 (3X) 01/22/2003 01/25/2003 (3A)
 PTS: 3 (11X) 04/03/2003 04/06/2003 (2G-1A)

CAREER STATS

REGULAR SEASON

PLAYOFFS (BOLD)

SEASON	CLUB	LEAGUE	GP	G	A	P	PM	GP	G	A	P	PM
1993-94	EDMONTON	NHL	68	11	8	19	74	0	0	0	0	0
1994-95	EDMONTON	NHL	47	8	3	11	49	0	0	0	0	0
1995-96	EDMONTON/DETROIT	NHL	55	3	6	9	67	8	0	1	1	4
1996-97	DETROIT	NHL	66	3	5	8	75	20	5	2	7	24
1997-98	DETROIT	NHL	65	14	9	23	89	22	3	1	4	30
1998-99	DETROIT	NHL	53	8	6	14	34	10	1	0	1	8
1999-00	DETROIT	NHL	41	6	8	14	24	8	0	1	1	4
2000-01	DETROIT	NHL	79	12	7	19	22	6	0	0	0	6
2001-02	DETROIT	NHL	82	9	15	24	40	23	3	3	6	32
2002-03	DETROIT	NHL	82	14	23	37	91	4	0	0	0	4
2003-04	DETROIT	NHL	79	14	19	33	80	12	1	3	4	11
2005-06	DETROIT	NHL	82	5	6	11	80	6	2	1	3	4
2006-07	DETROIT	NHL	82	6	5	11	50	18	1	1	2	10
2007-08	DETROIT	NHL	61	6	4	10	32	12	0	1	1	10
2008-09	DETROIT	NHL	78	5	6	11	28	20	0	1	1	2
DETROIT TOTALS			856	103	113	216	651	169	16	15	31	149
NHL TOTALS			1020	124	130	254	835	169	16	15	31	149



18 KIRK MALTBY continued

three game winning goals tying a career high originally set in the 1997-98 season....Recorded a club high and personal career high of three shorthanded goals to give him a career shorthanded total of 10....Has also previously recorded two career shorthanded playoff goals (one in 1997 playoffs and one in 1998 playoffs)....Played 400th career NHL game 10/17/2000 vs. St. Louis....Played in all six of Detroit's first round playoff series vs. Los Angeles.

1999-2000: Played in only 41 games due to injury....Two shorthanded goals....One shorthanded tally turned out to be game winning goal 3/18/2000 at Colorado.

1998-99: Six of 14 points came on the games' first goal (4-2-6)....In Stanley Cup Playoffs, only goal was the overtime game-winner 5/7/99 in Round 2, Game 1 at Colorado, a 3-2 Detroit victory.

1997-98: Posted career-highs in goals (14), assists (9) and points (23)....First career hat trick 12/27/97 at Toronto (Glenn Healy)....Tallied six goals in five games (12/23 through 12/31/97) and earned Detroit's Player of the Month honors....Three of 14 goals were game-winners....Missed the first 16 games of season due to injury....In 1998 Stanley Cup Playoffs, scored one goal in each of the first three rounds....Opened scoring in Game 4 of Western Conference Finals 5/31/98 vs. Dallas with unassisted shorthanded goal seven minutes into game that Wings won 3-2.

1996-97: Scored five goals in playoffs to surpass mark of three scored during regular season....Assisted on one regular-season

shorthanded goal and scored first playoff shorthanded tally 5/31/97 at Philadelphia during Stanley Cup Finals....Total 1997 playoff output (5-2-7) nearly matched regular season (3-5-8)....First career NHL playoff goal 4/27/97 at St. Louis in Round 1, Game 6....Recorded first career two-goal playoff game 5/22/97 vs. Colorado in Conference Finals....Scored first goal as Red Wing 4/10/97 vs. Winnipeg ...Red Wing debut 3/25/96 vs. Anaheim.

1995-96: Played 49 games with Edmonton (2-6_8) before missing 16 games recovering from a scratched cornea....1995: With Edmonton finished 12th in scoring, eighth in goals and tied for first in shorthanded goals (2)....Recorded first career multi-goal game with two (SHG and GWG) 4/13/95 at Vancouver....1993-94: Scored first NHL goal in NHL debut with Edmonton 10/8/93 vs. NY Islanders....Captured AHL Calder Cup with Cape Breton Oilers in 1992-93....Named Owen Sound's MVP in 1990-91 and 1991-92 and was Rookie-of-the-Year in 1989-90....Owen Sound Platers' team captain in final season and played in CHL East-West All-Star Challenge in 1991-92.

PERSONAL

Kirk and his wife, Wendy, have three children and reside in Metro Detroit. Kirk is active with the Salvation Army, serving as a spokesman for its Bed & Bread Truck Program.







VS. NHL

Team	GP	G	A	PTS	PIM
ANA	4	0	1	1	2
ATL	2	0	0	0	0
BOS	2	0	0	0	0
BUF	2	0	0	0	0
CAL	5	0	0	0	0
CAR	0	0	0	0	0
CHI	7	0	0	0	2
COL	5	0	2	2	2
CBJ	9	0	1	1	0
DAL	1	0	0	0	0
DET	0	0	0	0	0
EDM	3	0	2	2	2
FLA	0	0	0	0	0
L.A.	3	1	0	1	2
MIN	3	0	0	0	2
MON	1	0	0	0	0
NSH	6	0	0	0	0
NJ	1	0	0	0	2
NYI	0	0	0	0	0
NYR	1	0	1	1	0
OTT	1	0	0	0	2
PHI	1	0	0	0	0
PHX	3	0	0	0	0
PIT	1	0	0	0	0
SJ	2	0	0	0	2
STL	6	0	0	0	0
TB	0	0	0	0	0
TOR	2	0	0	0	0
VAN	5	1	1	2	2
WASH	1	0	0	0	0
TOTAL	77	2	8	10	20

14 DEREK MEECH

5-11 • 200 lbs. • Defense • Shoots Left

Born: Winnipeg, Manitoba – April 21, 1984

Last Amateur Club: Red Deer Rebels (WHL)

BECAME A RED WING: Seventh round (229th overall) in the 2002 NHL Entry Draft

CAREER

Entering his sixth professional season...Named the 2008 Red Wings Rookie of the Year by the Detroit Sports Broadcasters Association...Scored the first goal of his NHL career on 12/4/08 vs. Vancouver.

BY SEASON

2008-09: Appeared in a career high 41 games for Detroit...Recorded career highs in goals (2), assists (5), points (7), PIM (12) and tied his career high with 44 shots on goal...Averaged 10:02 of ice time in regular season...Split time between forward and defense for Detroit...Scored the first goal of his NHL career on 12/4 vs. Vancouver (Curtis Sanford)...Appeared in two postseason games...Averaged 4:04 of ice time in postseason.

2007-08: Began season in the NHL for first time in career...Appeared in a career high 32 games for the Red Wings...Notched first career NHL point with an assist vs. Colorado 2/18...Registered a career high 8 shots on goal at Edmonton 2/26...Played 3 games as a forward (3/19 vs. Columbus, 3/22 at Columbus and 3/25 at St. Louis)...Played 6 games for Grand Rapids (1-1—2) when he was assigned to the Griffins for a two-week conditioning stint...Was a 'Black Ace' during Detroit's 2008 Stanley Cup championship run.

2006-07: Made his NHL debut with the Detroit Red Wings on 12/7 vs. St. Louis...Appeared in four NHL contests and did not record a point...Established career highs in assists (23) and points (29) in 67 games with the Griffins...Appeared in all seven Griffins playoff games and recorded one point (assist).

2005-06: Appeared in a career high 79 games with the Griffins, missing just one contest due to a suspension...His 16 assists, 20 points and 85 penalty minutes also marked professional highs...Led the Griffins with a plus-four rating during the playoffs.

2004-05: Made his AHL/professional debut with the Griffins, playing in all but two games...Finished with 6 goals and 8 assists for Grand Rapids.

PERSONAL

Returns to his hometown of Winnipeg, Manitoba during the off-season...Greatest influence on his career was his father.





CAREER HIGHLIGHTS

FIRSTS

FIRST GP: 12/07/2006 DET 4 VS STL 3
 FIRST ASST: 02/18/2008 DET 4 AT COL 0
 FIRST GOAL: 12/04/2008 DET 6 VS VAN 5
 FIRST GOAL VERSUS: SANFORD, CURTIS AT 3:23 OF PERIOD 3

MOSTS

GOALS: 1 (2X)
 ASSISTS: 1 (8X)
 POINTS: 1 (10X)

MOST RECENTLY

02/27/2009 DET 2 VS LA 1
 03/07/2009 DET 2 VS CBJ 8
 03/07/2009 DET 2 VS CBJ 8 (OG-1A)

MOSTS

SOG: 8 (1X)
 PIM: 2 (10X)
 HAT TRICKS: 0
 MULTI-PT GAMES: 0

MOST RECENTLY

02/26/2008 DET 3 AT EDM 4
 02/27/2009 DET 2 VS LA 1

LONGEST PERSONAL STREAKS (GAMES IN WHICH HE PLAYED)

GOALS: 1 (2X) 02/27/2009 02/27/2009 (1G)
 ASSISTS: 2 (2X) 03/04/2009 03/07/2009 (2A)
 PTS: 2 (2X) 03/04/2009 03/07/2009 (OG-2A)

CAREER STATS

REGULAR SEASON

PLAYOFFS (BOLD)

SEASON	CLUB	LEAGUE	GP	G	A	P	PM	GP	G	A	P	PM
2006-07	DETROIT	NHL	4	0	0	0	2	0	0	0	0	0
2007-08	DETROIT	NHL	32	0	3	3	6	0	0	0	0	0
2008-09	DETROIT	NHL	41	2	5	7	12	2	0	0	0	0
DETROIT TOTALS			77	2	8	10	20	2	0	0	0	0
NHL TOTALS			77	2	8	10	20	2	0	0	0	0





30 CHRIS OSGOOD

5-10 • 180 lbs. • Goaltender • Catches Left
 Born: Peace River, AB – November 26, 1972
 Last Amateur Club: Seattle (WHL)

BECAME A RED WING: Signed as a free agent, August 8, 2005; Originally drafted by Detroit—Third round (54th overall) in 1991 NHL Entry Draft

CAREER

Entering his 16th NHL season and 13th with Detroit... William Jennings Trophy winner in 2007-08 (with Dominik Hasek) and in 1995-96 (with Mike Vernon)... Second all-time in Red Wings history with 305 wins... Ranks third among active goaltenders and is tied for 10th all-time with 389 wins... Ranks third among active goaltenders with 49 career shutouts... Ranks third among active goaltenders with 19 points (1g, 18a)... Three-time Stanley Cup Champion (1997, 1998 and 2008)... Red Wings all-time leader in postseason games played by a goaltender, postseason wins and postseason shutouts.

BY SEASON

2008-09: Appeared in 46 games for Detroit posting a 26-9-8 record... Recorded his 300th victory in a Red Wings sweater on 3/14 at St. Louis becoming just the second

VS. NHL

TEAM	GP	MIN	GA	SOG	SHO	W	L	OT	PTS%	GAA	SV%
ANA	20	1165	50	498	1	14	3	3	.775	2.58	.900
ATL	11	596	29	266	0	9	2	0	.818	2.92	.891
BOS	15	802	42	395	0	9	4	1	.679	3.14	.894
BUF	15	827	28	369	3	8	5	2	.600	2.03	.924
CAL	42	2435	95	1080	3	22	14	5	.598	2.34	.912
CAR	16	958	24	415	3	12	4	0	.750	1.50	.942
CHI	47	2685	108	1155	2	26	15	4	.622	2.41	.906
COL	24	1416	63	638	1	10	8	5	.543	2.67	.901
CBJ	29	1567	65	656	2	15	8	4	.630	2.49	.901
DAL	44	2511	101	1077	2	28	11	4	.698	2.41	.906
DET	10	609	34	280	0	1	7	2	.200	3.35	.879
EDM	33	1922	73	841	4	17	8	7	.641	2.28	.913
FLA	22	1281	47	528	2	13	1	6	.800	2.20	.911
L.A.	32	1907	73	841	4	18	10	4	.625	2.30	.913
MIN	15	825	34	337	1	5	4	4	.538	2.47	.899
MON	16	915	41	370	2	9	6	1	.594	2.69	.889
NSH	8	478	14	209	1	6	2	0	.750	1.76	.933
NJ	18	1022	34	470	4	12	5	0	.706	2.00	.928
NYI	30	1709	69	686	1	17	8	4	.655	2.42	.899
NYR	17	987	43	482	0	6	9	1	.406	2.61	.911
OTT	15	905	38	446	0	5	7	3	.433	2.52	.915
PHI	14	783	35	357	1	9	5	0	.643	2.68	.902
PHX	35	2056	99	864	0	15	13	5	.530	2.89	.885
PIT	19	1079	56	486	1	8	8	2	.500	3.11	.885
SJ	27	1510	69	658	2	16	9	1	.635	2.74	.895
STL	40	2287	87	982	5	20	10	8	.632	2.28	.911
TB	19	1026	32	472	2	17	0	0	1.000	1.87	.932
TOR	32	1877	76	819	0	17	9	5	.629	2.43	.907
VAN	29	1643	70	711	1	17	4	6	.741	2.56	.902
WASH	16	897	47	382	1	8	5	2	.600	3.14	.877
TOTAL	710	40683	1676	17770	49	389	204	89	.636	2.47	.906



goaltender in franchise history to do so (Sawchuk)...Moved into a tie for 10th place on the all-time wins list with 389...Recorded his 48th and 49th career shutouts...Notched two assists...Finished with a 3.09 goals against average, just the second time in his NHL career he finished the season with a GAA above 3.00...Appeared in his 11th postseason with Detroit, setting a new franchise record for most career postseason appearances by a Red Wings goaltender...Started all 23 postseason games for Detroit...Finished second among NHL goaltenders with a 2.01 postseason GAA and 590 postseason saves...Moved into eighth all-time in postseason wins by a goaltender (74) passing Barrasso, Joseph, Hasek, Moog and Plante...Moved into fourth all-time in career postseason shutouts with 15...Stands ninth all-time among goaltenders with 129 career postseason games played.

2007-08: Appeared in 43 games posting a 27-9-4 record...Led the NHL in goals against average (2.09)...Started in goal for the Western Conference at the 2008 NHL All-Star Game...Recorded 4 regular season shutouts...Named the Red Wings Player of the Month for November after posting a 6-1-1 record...Recorded his 356th NHL victory 1/22 at Los Angeles to pass Rogie Vachon for 15th all-time...Appeared in 19 postseason games, posting a 14-4 record with 3 shutouts...Led NHL goaltenders in postseason goals

against average (1.55), tied for NHL postseason lead in wins (14) and shutouts (3) with Pittsburgh's Marc Andre Fleury...Finished third in postseason save percentage (.930)...Won nine straight postseason games (from Round 1 Game 5 vs. Nashville to Round 3 Game 3 at Dallas) to equal the franchise record he previously shared with Terry Sawchuk...Set new franchise record for most career postseason victories with 52 (passed Terry Sawchuk's 47 in Game Six of the WCF at Dallas)...Set the Red Wings franchise record for most career postseason shutouts with 12 (passed Terry Sawchuk's 11 in Game Two of SCF vs. Pittsburgh)...Became just the 4th goaltender in NHL history to record back to back shutouts to begin a Stanley Cup Final...Won his third Stanley Cup championship (1997, 1998 and 2008).

2006-07: Posted an 11-3-6 record...For only the second time in his career he did not win at least 20 games (4 wins, 1995)...Missed 15 games with a sprained wrist and 8 games with a broken finger.

2005-06: Appeared in 32 games, finishing with a 20-6-5 record and 2.76 GAA...Missed the team's first seven games of the season due to a groin injury...Won at least 20 games for the 10th consecutive season (1995-96—present)...Appeared in his 600th NHL game 4/18/06 at Nashville...Made a season high 37 saves 4/15/06 at St. Louis...Posted his second shutout of the season 3/1/06 at

CAREER HIGHLIGHTS

FIRSTS

FIRST GP: 10/15/1993 DET 3 AT TOR 6
 FIRST WIN: 10/27/1993 DET 8 VS LA 3
 FIRST SHUTOUT: 02/24/1994 DET 3 VS HFD 0

MOSTS

SHOTS FACED: 50 (1X)
 SAVES: 46 (1X)
 GA: 7 (3X)
 CAREER SHUTOUTS: 49

MOST RECENTLY

10/29/2003 STL 6 AT DET 5
 10/22/2000 DET 2 AT CBJ 1
 03/07/2009 DET 2 VS CBJ 8
 03/15/2009 DET 4 AT CBJ 0

LONGEST PERSONAL STREAKS (GAMES IN WHICH HE PLAYED)

LONGEST WIN STREAK: 13 (1X) 01/30/1996 03/20/1996
 STREAK W/OUT REG LOSS: 21 (1X) 01/10/1996 03/27/1996 (19-0-2)
 LONGEST LOSING STREAK: 5 (2X) 01/21/2004 02/02/2004
 LONGEST WINLESS STREAK: 9 (1X) 12/20/2003 01/17/2004 (0-5-4)
 LONGEST SHUTOUT SEQUENCE: 177-51 01/09/1998 01/20/1998

CAREER STATS

REGULAR SEASON

PLAYOFFS (BOLD)

SEASON	CLUB	LEAGUE	GP	W	L	OT	SHO	MIN	GA	SOG	GAA	SV%	GP	W	L	SHO	MIN	GA	SOG	GAA	SV%
1993-94	DETROIT	NHL	41	23	8	5	2	2206	105	999	2.86	.895	6	3	2	1	307	12	110	2.35	.891
1994-95	DETROIT	NHL	19	14	5	0	1	1087	41	496	2.26	.917	2	0	0	0	68	2	25	1.76	.920
1995-96	DETROIT	NHL	50	39	6	5	5	2932	106	1190	2.17	.911	15	8	7	2	936	33	322	2.12	.898
1996-97	DETROIT	NHL	47	23	13	9	6	2769	106	1175	2.30	.910	2	0	0	0	47	2	21	2.55	.905
1997-98	DETROIT	NHL	64	33	20	11	6	3807	140	1605	2.21	.913	22	16	6	2	1361	48	588	2.12	.918
1998-99	DETROIT	NHL	63	34	25	4	3	3691	149	1654	2.42	.910	6	4	2	1	358	14	172	2.35	.919
1999-00	DETROIT	NHL	53	30	14	8	6	3148	126	1349	2.40	.907	9	5	4	2	547	18	237	1.97	.924
2000-01	DETROIT	NHL	52	25	19	4	1	2834	127	1310	2.69	.903	6	2	4	1	365	15	158	2.47	.905
2001-02	NYI	NHL	66	32	25	6	4	3743	156	1727	2.50	.910	7	3	4	0	392	17	193	2.60	.912
2002-03	NYI	NHL	37	17	14	4	2	1993	97	912	2.92	.894	-	-	-	-	-	-	-	-	-
2002-03	STL	NHL	9	4	3	2	2	532	27	241	3.05	.888	7	3	4	1	417	17	183	2.45	.907
2003-04	STL	NHL	67	31	25	8	3	3861	144	1604	2.24	.910	5	1	4	0	287	12	109	2.51	.890
2005-06	DETROIT	NHL	32	20	6	5	2	1846	85	828	2.76	.897	-	-	-	-	-	-	-	-	-
2006-07	DETROIT	NHL	21	11	3	6	0	1161	46	496	2.38	.907	-	-	-	-	-	-	-	-	-
2007-08	DETROIT	NHL	43	27	9	4	4	2409	84	976	2.09	.914	19	14	4	3	1160	30	430	1.55	.930
2008-09	DETROIT	NHL	46	26	9	8	2	2663	137	1208	3.09	.887	23	15	8	2	1406	47	637	2.01	.926
DET. TOTALS			531	305	137	69	38	30554	1252	13286	2.46	.906	110	67	37	14	6555	221	2700	2.02	.918
NHL TOTALS			710	389	204	89	49	40683	1676	17770	2.47	.906	129	74	49	15	7651	267	3185	2.09	.916



30 CHRIS OSGOOD continued

Anaheim....Earned his first shutout of the season 1/18/06 at Columbus....Was the game-winning goaltender in the Detroit's first shootout victory 12/20/05 vs. Columbus.

2004-05: NHL season cancelled. Did not play.

2003-04: With St. Louis....Tied for eighth in the NHL with 31 wins....Played career high 67 games, posting a 31-25-8 record....Registered three shutouts: Nov. 8 vs. Florida; Nov. 15 at Los Angeles and March 30 vs. Edmonton....Named NHL Defensive Player of the Month for March, posting a 8-3-2 record along with a 1.97 goals against average and a .925% save percentage....Earned his 300th career NHL win on March 16 at Los Angeles, becoming the 21st goaltender in history to accomplish the feat, the fifth fastest and third youngest....Posted his 30th win of the season on March 30 versus Edmonton, marking the sixth time in his career he has collected 30-or-more wins in a season....Stopped 45-50 shots in a 6-5 win on Oct. 29 at Detroit, setting a career high in shots faced in one game....Set a season high five game win streak from Dec. 6-Dec. 18, posting a 1.37 goals against average and a .935% save percentage....Registered a 3-2 victory on Feb. 14 versus Pittsburgh, marking the 10th time in his career he has won 20-or-more games in a season....Played in all five postseason contests, recording a 1-4 record along with a 2.51 goals against average and a .890% save percentage....Recorded his third career playoff assist on April 12 versus San Jose....Played in his 5,000th playoff minute on April 13 versus San Jose, becoming the 20th goaltender to accomplish the feat.

2002-03: Traded to St. Louis from N.Y. Islanders on March 11, 2003....Posted a 4-3-2 record in nine games with St. Louis along with a 3.05 goals against average....Made his Blues debut, turning away all 35 shots, posting his 37th career NHL shutout and becoming the first goaltender in franchise history to collect a shutout in their Blues' debut on March 15 at Nashville....Posted his second shutout with the Blues on Mar. 6 at Minnesota....Appeared in 37 contests with the Islanders, recording a 17-14-4 record along with a 2.92 goals against average....Missed 19 games due to an ankle sprain. **PLAYOFFS:** Posted a 3-4 post season record, registering a .907 save percentage along with a 2.45 goals against average....Notched his 10th career NHL shutout in his Blues playoff debut on April 10 at Vancouver, becoming the second goaltender in franchise history to record a shutout in their Blues post season debut.

2001-02: Set a franchise record for minutes played in a season (3,743), previously held by Ron Hextall in 1993-94 (3,581)....Set a franchise record in appearing in his 66th game on April 14 vs. Philadelphia, breaking Ron Hextall's record of 65 in 1993-94....In that same game, set a franchise record of 32 victories, previously set by Billy Smith in 1981-82. Set a franchise record with four assists in a season for a goaltender....Tied the franchise record for games

played in a season, playing in his 65th game on April 12 at Tampa Bay....Earned his 250th NHL win on April 1 vs. NJ....Put together a season-best four game win streak from March 19 to March 28....Stopped a penalty shot to preserve a 3-2 lead vs. Vancouver....Registered an assist on February 7 vs. Toronto....Started his 400th NHL game on Dec. 11 vs. Ottawa....Registered his third shutout of the season on Nov. 6 vs. Tampa Bay....Had a six-game unbeaten streak (5-0-1, from Oct. 17 to Oct. 30....Named Player of the Month for October with eight wins and a .936 save percentage and a 1.85 GAA to open the season....Registered his second shutout of the season and 32nd of his career on Oct. 17 at Carolina.

2000-2001: Appeared in 52 games with Detroit, recording 25 wins....Recorded one shutout....Finished season with 2.69 goals against average and a .903 save percentage....Named NHL Player of the Month for October.

1999-2000: Reached 30-win mark for fourth time in Career....Posted six shutouts in a season for third time....Posted 27th career shutout on Feb. 21 which placed him second overall among all Red Wings goaltenders (behind Terry Sawchuk) in shutouts....Posted an eight-game unbeaten streak from Oct. 2-27.

1998-99: Finished third among goaltenders in the NHL with 34 wins....Posted three shutouts....Passed Harry Lumley (163) for the No. 2 spot in Red Wings' record book for career wins, vs. Los Angeles on March 31....Gave up an OT goal on Feb. 24, ending stretch of 33 regular-season OTs without being scored upon.

1997-98: Earned 100th career win with 3-1 decision at Calgary in season-opener on Oct. 1....Was NHL Player of the Week (Dec. 22-27) following four wins in six days and just five goals against....1-0 shutout of Philadelphia on Jan. 24 was third shutout in five games.

1996-97: Along with goaltending partners Mike Vernon and Kevin Hodson, finished with second-best combined GAA in NHL (2.35)....Recorded season-best eight-game unbeaten streak (6-0-2) from Feb. 12-March 15)....Selected to play in his second All-Star game, but sat out with injury.

1995-96: Tied for first in NHL for best GAA (2.17), first in NHL in wins (39) and third in shutouts (5)....Earned Jennings Trophy (lowest GAA) with teammate Mike Vernon....Set club record with career-best 21-game unbeaten streak (19-0-2, Jan. 10-March 27)....Career-best 13-game winning streak (Jan. 30-March 20) also set club record topping Terry Sawchuk's nine (1951 and '55)....Scored goal in 4-2 win in 100th career game at Hartford (March 6), becoming second goaltender to be credited with goal....Selected for first NHL All-Star Game.

1994-95: Tied for second in NHL with .917 save percentage and fourth in GAA with 2.26....Allowed two goals or less 13 times in 19 starts.

1993-94: Had .622 winning percentage as a rookie....NHL Rookie



of the Month in February...First NHL victory vs. Los Angeles (23 saves, Oct. 23)...NHL debut at Toronto on Oct. 15.

PERSONAL

Chris and his wife, Jenna, have two daughters and split their off-season between Metro Detroit and their summer home in Vernon, BC. Chris would like to become the bullpen catcher for the Detroit Tigers following his hockey career.





VS. NHL

Team	GP	G	A	PTS	PIM
ANA	17	3	6	9	4
ATL	30	3	17	20	4
BOS	29	1	10	11	16
BUF	29	4	10	14	8
CAL	15	2	11	13	4
CAR	29	2	10	12	6
CHI	20	3	10	13	6
COL	17	0	13	13	2
CBJ	20	0	11	11	4
DAL	15	2	4	6	6
DET	9	0	4	4	0
EDM	14	2	12	14	12
FLA	28	1	22	23	4
L.A.	16	0	8	8	10
MIN	13	0	9	9	6
MON	26	5	16	21	4
NSH	23	2	14	16	12
NJ	1	0	1	1	0
NYI	40	2	15	17	26
NYR	40	11	21	32	18
OTT	27	1	7	8	12
PHI	42	1	21	22	14
PHX	17	2	7	9	4
PIT	41	7	24	31	16
SJ	15	3	14	17	4
STL	21	3	11	14	8
TB	28	1	11	12	8
TOR	28	0	15	15	4
VAN	14	2	9	11	2
WASH	28	4	15	19	10
TOTAL	692	67	358	425	234

28 BRIAN RAFALSKI

5-10 • 195 lbs. • Defense • Shoots Right
 Born: Dearborn, Michigan – September 28, 1973
 Last Amateur Club: University of Wisconsin (NCAA)

BECAME A RED WING: Signed by Detroit as a free agent on July 1, 2007.

CAREER

Entering his tenth season in the NHL and third with the Red Wings... Three-time Stanley Cup champion (New Jersey in 2000 and 2003, Detroit in 2008)... Signed a five-year contract with the Red Wings on July 1, 2007... Has 77 career multi-point games... Has represented Team USA at the World Jr. Championships (1992 and 1993), World Championships (1995 and 1998), World Cup (2004) and the Olympic Winter Games (2002 and 2006).

BY SEASON

2008-09: Appeared in 78 games for Detroit... Missed four games due to injury (groin)... Finished season with 59 points (10-49—59), tied for fourth on team (Lidstrom, Franzen) and tied third among NHL defensemen (Lidstrom, Niedermayer)... Set new career highs with 49 assists and 59 points... Finished season at +17... Averaged 23:10 of ice time in regular season... Named the NHL's second star of the week for the week ending January 4th... Scored the game-winning goal at the NHL's Winter Classic on January 1 at Wrigley Field... Registered his 400th career point on 1/17 at San Jose... Set a new franchise record for defensemen by recording at least one point in seven consecutive games to start a season... Appeared in 18 postseason games... Missed five postseason games due to injury (back)... Finished postseason with 12 points (3-9—12) and a +11 rating... Scored the game-winning goal vs. Columbus in Round One Game Two... Averaged 22:26 of ice time in the postseason... Moved into 18th all-time in career postseason points by a defenseman (86)... Played in his 142nd career postseason game, 27th all-time among defensemen.

2007-08: First season with the Red Wings... Appeared in 73 games... Missed 8 games with a groin injury (2/14—3/2) that ended his streak of 223 consecutive games played... Tied a career high with 55 points (13g, 42a)... Established a new career high with 13 goals... Finished tied for 3rd among NHL defensemen at +27... Notched his 300th career assist at San Jose 1/19... Finished second on the Red Wings behind defensive partner Niklas Lidstrom with 24:04 time on ice per game... Played in his 600th career game 3/5 vs. St. Louis... Teamed with partner Niklas Lidstrom to form highest scoring blue-line duo in NHL (125 total points: Lidstrom 10-60—70, Rafalski 13-42—55)... Appeared in all 22 postseason games... Finished tied for second in postseason scoring by a defenseman (4-10—14) with Pittsburgh's Sergei Gonchar, trailing only teammate Niklas Kronwall (15)... Averaged 24:53 time on ice per postseason game... Won his third Stanley Cup championship (2000, 2003 and 2008).

2006-07: Played in all 82 games for the second consecutive season... Established career highs in assists (47) and points (55)... Represented the Eastern Conference All-Star Team and had two assists... Led Devils' defensemen in goals, points and assists... Tallied his 300th career point on 3/10 at Buffalo with a shorthanded goal... Appeared in his 500th NHL game on 1/6 at Ottawa... Appeared in his 100th NHL playoff game in Game 3 of the CSF at Ottawa... Led Devils' defensemen in scoring during the 2007 playoffs with 2-6—8 points in 11 games.



2005-06: Appeared in all 82 games for the first time in six-season NHL career... Was lone Devils' defenseman to play in all 82 games... Finished first among Devils' defensemen with 6-43—49 points... Forty-three assists matched his career high (2000-01)... Reached and surpassed 200-assist mark in NHL career with two assists on 1/13 vs. Vancouver... Appeared in his 400th NHL game on 11/29 vs. Boston... Was first among Devils' defensemen in post-season scoring with 1-8—9... Had two assists for Team USA at 2006 Olympic Winter Games.

2004-05: Participated in 2004 World Cup of Hockey for Team USA and posted three assists.

2003-04: Participated in his first All-Star Game; named to Eastern Conference lineup for second time (DNP in '02 due to injury)... Completed season fourth on team with 30 assists and fifth overall/second among defensemen with 36 points... Returned to lineup for 4/4 season-finale vs. Boston; missed 13 of the previous 17 games due to knee and fibula injuries.

2002-03: Played in 9 of 82 regular-season games overall... Finished first among Devils' defensemen and seventh on the squad with 3-37—40... Thirty-seven assists placed him second on the club; trailed on S. Gomez (42) among all skaters... Appeared in his 300th NHL game on 3/22 at the NY Islanders... Missed three games from 12/10-12/14 with bruised ribs; did not miss any games when healthy... Recorded at least two points in each playoff series... Missed one game of the Eastern Conference Semifinals



CAREER HIGHLIGHTS

FIRSTS

FIRST GP: 10/02/1999 NJ 4 AT ATL 1
 FIRST ASST: 10/07/1999 NJ 5 VS PIT 7
 FIRST GOAL: 10/29/1999 NJ 4 AT CAR 2
 FIRST GOAL VERSUS : IRBE, ARTURS AT 0:54 OF PERIOD 3

MOSTS

GOALS: 2 (4X)
 ASSISTS: 3 (6X)
 POINTS: 3 (14X)

MOST RECENTLY

02/14/2007 NJ 5 VS MTL 2
 02/10/2009 DET 5 AT NSH 3
 02/10/2009 DET 5 AT NSH 3 (OG-3A)

MOSTS

SOG: 8 (1X)
 PIM: 6 (1X)
 HAT TRICKS: 0
 MULTI-PT GAMES: 77

MOST RECENTLY

12/28/2002 NJ 2 VS WAS 1
 04/02/2006 NJ 3 AT PIT 2
 03/24/2009 DET 3 AT EDM 2 (OG-2A)

LONGEST PERSONAL STREAKS (GAMES IN WHICH HE PLAYED)

GOALS: 2 (7X)
 ASSISTS: 8 (1X)
 PTS: 8 (1X)
 10/30/2008 11/02/2008 (2G)
 03/22/2007 04/05/2007 (9A)
 03/22/2007 04/05/2007 (OG-9A)

CAREER STATS

REGULAR SEASON

PLAYOFFS (BOLD)

SEASON	CLUB	LEAGUE	GP	G	A	P	PM	GP	G	A	P	PM
1999-00	NEW JERSEY	NHL	75	5	27	32	28	23	2	6	8	8
2000-01	NEW JERSEY	NHL	78	9	43	52	26	25	7	11	18	7
2001-02	NEW JERSEY	NHL	76	7	40	47	18	6	3	2	5	4
2002-03	NEW JERSEY	NHL	79	3	37	40	14	23	2	9	11	8
2003-04	NEW JERSEY	NHL	69	6	30	36	24	5	0	1	1	0
2005-06	NEW JERSEY	NHL	82	6	43	49	36	9	1	8	9	2
2006-07	NEW JERSEY	NHL	82	8	47	55	34	11	2	6	8	8
2007-08	DETROIT	NHL	73	13	42	55	34	22	4	10	14	12
2008-09	DETROIT	NHL	78	10	49	59	20	18	3	9	12	11
DETROIT TOTALS			151	23	91	114	54	40	7	19	26	23
NHL TOTALS			692	67	358	425	234	142	24	62	86	60



28 BRIAN RAFALSKI continued

vs. Tampa Bay (ill); had appeared in 59 straight post-season games since 2000.

2001-02: Represented Silver Medal-winning United States at 2002 Olympic Winter Games and posted 1-2—3 points in six games. . . Was selected to play in NHL's mid-season All-Star Game, but was unable to compete due to a sprained right knee; missed four games 1/26-2/5 as a result. . . Led Devils' defensemen in scoring for second straight year with 7-40—47 points; was tied for first among club's blueliners (S. Stevens) with plus-15 mark. . . Recorded his 100th NHL point with an assist 12/1 vs. Detroit. . . Appeared in his 200th NHL game on 1/21 at Tampa Bay. . . Recorded his first career regular-season overtime goal 2/9 at Pittsburgh.

2000-01: Posted career highs across the board with nine goals (since tied), 52 points and plus-36 mark. . . Fifty-two points were first among Devils' blueliners; became the first defenseman other than S. Niedermayer or S. Stevens to lead the team since 1990-91. . . Established Devils' postseason records among defensemen with seven goals and 18 assists. . . Led all scorers with 3-5—8 in ECF

vs. Pittsburgh; eight points is the most-ever by a Devils' defenseman in a series. . . Recorded his first career overtime goal in Game 3 of the ECSF at Toronto.

1999-00: Along with teammate S. Gomez, was named to NHL All-Rookie Team. . . Finished second among Devils' defensemen at plus-21 and with 5-27—32 points. . . Plus/minus mark was tied for first among NHL rookies (J. Halpern, Washington) and was first among rookie defensemen; 32 points was second overall among rookie backliners. . . Named NHL Rookie of the Month for February. . . Missed five games from 3/19-3/38. . . Appeared in all 23 playoff games and posted 2-6—8 points; point total was tied for second most ever by a Devils' rookie (S. Gomez, 10 points). . . Was called "the best defenseman not playing in the NHL" by The Hockey News.

PERSONAL

Brian and his wife, Felicity, have three sons — Danny, Evan and Matthew. They spend the off-season in Appleton, Wisconsin.







23 BRAD STUART

6-2 • 215 • Defense • Shoots Left

Born: Rocky Mountain House, ALTA – November 6, 1979

Last Amateur Club: Calgary Hitmen (WHL)

BECAME A RED WING: Acquired from Los Angeles on February 26, 2008 for Detroit's 2nd round pick in 2008 and 4th round pick in 2009.

CAREER

Entering his tenth season in the NHL and his third with the Red Wings...Drafted by San Jose in the first round (3rd overall) of the 1998 NHL Entry Draft...Canadian Major Junior Defenseman of the Year in 1999...Named to NHL's All-Rookie Team in 2000...Represented his native Canada at the 2006 World Championships and also at the 1999 World Junior Championships where he won a silver medal...Has 39 career multi-point games.

BY SEASON

2008-09: Appeared in 67 games for Detroit...Missed 15 games due to injury (14 – back/ribs, 1 – knee)...Led team with 157 hits...Second on team with 98 blocked shots...Finished season with 15 points (2-13—15)...Averaged 20:13 of ice time in regular season...Played in his 600th career game on 11/28 vs. CBJ...Had a career long four-game assist streak 3/14 – 3/20...Appeared in all 23 postseason games for Detroit...Finished postseason with 55 hits and 30 blocked shots...Registered nine postseason points (3-6—9)...Averaged 24:08 of ice time in postseason, second on team (Lidstrom – 25:38).

2007-08: Played in 72 regular season games with Detroit (9) and Los Angeles (63)...Traded from Los Angeles to Detroit on Feb. 26 in exchange for a 2nd round pick in 2008 and a 4th round pick in 2009...Finished season with 23 points (6g, 17a)...Registered 2 points in 9 games with Red Wings (1g, 1a)...Suffered broken finger on 3/19 vs. Columbus and missed remainder of regular season...Appeared in 21 postseason games with Detroit registering 7 points (1g, 6a) and a plus-15 rating...In the 2008 Stanley Cup Final, registered 5 points (1g, 4a) and was plus-9 in six games

2006-07: Played in 75 regular season games with Calgary (27) and Boston (48)...Recorded 22 points (7g, 15a)...Had 17 points (7g, 10a) with Boston and 5 assists with Calgary...Traded to Calgary by Boston with Wayne Primeau in exchange for Andrew Ference and Chuck Kobasew Feb. 10, 2007...Played in 500th career NHL game vs. Chicago on March 25, 2007...Recorded his 200th career NHL point (goal) with Boston on Jan. 18, 2007 vs. Pittsburgh...Recorded one point (assist) in six postseason games with Calgary

2005-06: Established career highs in all offensive categories with 12 goals, 31 assists and 43 points...Played in 78 regular season games with San Jose (23) and Boston (55)...Traded to Boston by San Jose with Marco Sturm and Wayne Primeau in exchange for Joe Thornton Nov. 30, 2005...Played in his 400th career NHL game on Jan. 26 vs Washington...Had seven multiple point games

2004-05: Did not play during NHL lockout

2003-04: Played in 77 regular season games with San Jose...Led all Sharks defensemen in scoring with 39 points (9g, 30a)...Set a team record for fastest two goals by one player when he scored twice in a 17-second span vs. Los Angeles on Apr. 4, 2004...Had eight multiple point games...Notched 100th career assist against Montreal on Mar. 3, 2004...



VS. NHL

Team	GP	G	A	PTS	PIM
ANA	34	1	14	15	14
ATL	15	1	5	6	12
BOS	8	2	2	4	4
BUF	19	2	4	6	8
CAL	26	4	7	11	25
CAR	15	4	5	9	10
CHI	32	0	9	9	53
COL	31	1	6	7	10
CBJ	27	1	8	9	32
DAL	38	2	11	13	12
DET	25	3	6	9	10
EDM	25	5	6	11	20
FLA	14	2	10	12	14
L.A.	29	2	10	12	4
MIN	24	0	5	5	18
MON	15	3	5	8	8
NSH	32	2	6	8	12
NJ	12	1	3	4	2
NYI	15	2	6	8	0
NYR	13	2	3	5	6
OTT	15	2	3	5	12
PHI	12	0	1	1	4
PHX	37	2	13	15	12
PIT	13	6	2	8	8
SJ	13	2	2	4	10
STL	32	3	15	18	32
TB	14	0	4	4	14
TOR	18	2	3	5	10
VAN	28	1	5	6	16
WASH	15	3	4	7	6
TOTAL	646	61	183	244	398



Played in 300th career NHL game at Anaheim on Dec. 10, 2003....
 Played in 17 postseason games tallying six points (1g, 5a)

2002-03: Played in 36 regular season games with San Jose....Had four multiple point games....Recorded his 100th NHL point with an assist at Dallas on Feb. 16, 2003

2001-02: Led San Jose defensemen in goals (6) and was second among blue-liners in points (29)....Played in all 82 regular season games for the Sharks....Played in his 200th career NHL game vs. Florida on Jan. 5, 2002

2000-01: Finished second among Sharks defensemen with 23 points (5g, 18a)....Factored in on three overtime goals (1-2--3).... Played in his 100th career NHL game vs. NY Islanders on Nov. 18, 2001

1999-00: Finished second in Calder Trophy voting for NHL's Rookie of the Year....Named to NHL's All-Rookie Team....Led all Sharks defensemen in scoring with 36 points (10g, 26a)....Appeared in all 82 games for San Jose....Set club record for goals by a rookie defenseman with 10....Made NHL debut and scored first NHL goal vs. Calgary on Oct. 2, 1999....Recorded first career NHL assist vs. Chicago on Oct. 4, 1999....Played in first career NHL postseason game at St. Louis on Apr. 12, 2000....Scored first career postseason goal at St. Louis on Apr. 21, 2000

PERSONAL

Brad and his wife, Melissa, have three children and spend the off-season at their home in Manhattan Beach, California.



CAREER HIGHLIGHTS

FIRSTS

FIRST GP: 10/02/1999 SJ 5 VS CGY 3
 FIRST ASST: 10/04/1999 SJ 7 VS CHI 1
 FIRST GOAL: 10/02/1999 SJ 5 VS CGY 3
 FIRST GOAL VERSUS : FUHR, GRANT AT 17:17 OF PERIOD 1

MOSTS

GOALS: 2 (4X)
 ASSISTS: 3 (1X)
 POINTS: 3 (4X)

MOST RECENTLY

12/04/2006 BOS 6 AT MTL 5
 12/28/2005 BOS 4 AT FLA 6
 02/07/2008 LA 5 AT DET 3 (1G-2A)

MOSTS

SOG: 7 (2X)
 PIM: 29 (1X)
 HAT TRICKS: 0
 MULTI-PT GAMES: 39

MOST RECENTLY

12/28/2005 BOS 4 AT FLA 6
 12/12/2007 LA 3 AT CHI 6
 12/20/2008 DET 6 VS LA 4 (0G-2A)

LONGEST PERSONAL STREAKS (GAMES IN WHICH HE PLAYED)

GOALS: 3 (1X) 12/02/2006 12/07/2006 (4G)
 ASSISTS: 4 (1X) 03/14/2009 03/20/2009 (4A)
 PTS: 4 (3X) 03/14/2009 03/20/2009 (0G-4A)

CAREER STATS

REGULAR SEASON

PLAYOFFS (BOLD)

SEASON	CLUB	LEAGUE	GP	G	A	P	PM	GP	G	A	P	PM
1999-00	SAN JOSE	NHL	82	10	26	36	32	12	1	0	1	6
2000-01	SAN JOSE	NHL	77	5	18	23	56	5	1	0	1	0
2001-02	SAN JOSE	NHL	82	6	23	29	39	12	0	3	3	8
2002-03	SAN JOSE	NHL	36	4	10	14	46	0	0	0	0	0
2003-04	SAN JOSE	NHL	77	9	30	39	34	17	1	5	6	13
2005-06	SAN JOSE/BOSTON	NHL	78	12	31	43	52	0	0	0	0	0
2006-07	BOSTON/CALGARY	NHL	75	7	15	22	44	6	0	1	1	6
2007-08	LOS ANGELES/DETROIT	NHL	72	6	17	23	69	21	1	6	7	14
2008-09	DETROIT	NHL	67	2	13	15	26	23	3	6	9	12
DETROIT TOTALS			76	3	14	17	28	44	4	12	16	26
NHL TOTALS			646	61	183	244	398	96	7	21	28	59





29 JASON WILLIAMS

5-11 • 195 lbs. • Right Wing • Shoots Right

Born: London, Ontario – August 11, 1980

Last Amateur Club: Peterborough (OHL)

BECAME A RED WING: Signed as a free agent on August 6, 2009. Previously signed by Detroit as a free agent on September 18, 2000.

CAREER

Entering his ninth season in the National Hockey League and seventh with Detroit... Represented Canada at the 2006 IIHF World Championships (2-5—7)... Has recorded 42 career multi-point games... Has recorded one career hat trick on Oct. 22 at Columbus while playing for Detroit.

BY SEASON

2008-09: Appeared in 80 games for the Atlanta Thrashers (41) and Columbus Blue Jackets (39)... Traded from Atlanta to Columbus on January 14, 2009 in exchange for D Clay Wilson and a sixth-round pick in the 2009 NHL Entry Draft... Finished season with 47 points (19-28—47)... Recorded 18 points (7-11—18) and 8 PIM in 41 games for Atlanta... Registered 29 points (12-17—29) and 16 PIM in 39 games for Columbus... Had a six-game point streak from Mar.24-Apr.4 (3-5—8 during streak)... Tallied seven times on the power-play (ATL-4, CBJ-3)... Notched four game-winning goals (ATL-2, CBJ-2)... Played in his 300th career NHL game on Oct. 16 vs. New Jersey... Registered his 100th career assist on 12/20 vs. Tampa Bay... Notched his 200th career point on Mar. 28 at St. Louis (assist)... Appeared in all four postseason games for Columbus... Registered one postseason assist and two PIM.

2007-08: Recorded 36 points (13g, 23a) in 43 games with the Chicago Blackhawks... Finished tied for fifth on the team in scoring despite playing in only 43 contests... Tied for fifth on the team in assists and ranked seventh in goals... Ranked sixth on Chicago in power play tallies (6) and tied for second in game-winning goals (4)... Scored the game-winning overtime goal on 10/13 vs. DAL... Recorded a season-high four points (1g, 3a) on 10/20 at TOR... Scored the game-tying and game-winning tallies on 10/31 at DAL to set a season high for goals (2)... Collected two assists on 11/11 vs. DET... Scored the game-tying goal with 43 seconds left in regulation on 11/15 at NSH... Missed four games due to injury from 11/17-11/25... Missed 35 games after undergoing surgery for a sports hernia on 1/18... Returned to the lineup on 2/20 vs. MIN... Scored one goal and was a plus-one in his second game back from injury on 2/23 at LA... Posted a season-high six-game point streak from 2/23-3/4, earning nine points (3g, 6a) during that stretch... Scored the game-winning goal in a 1-0 victory on 2/27 vs. PHX... Tallied a pair of assists on 2/28 at DAL and 3/2 vs. VAN... Recorded one assist in the regular-season finale on 4/6 at DET.

2006-07: Began the season with Detroit, appearing in 58 games and tallying 26 points (11g, 15a)... Scored a season-high two goals on 10/13 vs. BUF... Recorded his 100th career NHL point (1a) on 11/25 at NSH... Tallied two assists on 12/18 at CBJ... Posted a four-game point streak from 12/28-1/6, earning five points (1g, 4a) in that span... Scored two power play goals on 1/13 vs. CHI, his second two-goal outing of the season... Traded to the Blackhawks for Kyle Calder on 2/26... Played in 20 games with Chicago, earning six points (4g, 2a)... Made his Blackhawks debut on 2/27 vs. DET... Tallied a pair of goals, his first two with Chicago, one shorthanded and one on the power play on 3/2 at DET...



VS. NHL

Team	GP	G	A	PTS	PIM
ANA	15	2	6	8	10
ATL	3	3	1	4	0
BOS	7	1	3	4	0
BUF	6	4	1	5	4
CAL	14	3	10	13	0
CAR	8	1	1	2	0
CHI	22	4	7	11	8
COL	12	3	3	6	2
CBJ	28	9	10	19	8
DAL	18	6	8	14	2
DET	15	4	6	10	14
EDM	14	4	3	7	8
FLA	7	1	1	2	2
L.A.	17	5	6	11	10
MIN	16	2	4	6	8
MON	3	1	0	1	2
NSH	28	7	9	16	6
NJ	6	1	1	2	0
NYI	8	1	3	4	9
NYR	6	0	0	0	0
OTT	7	0	2	2	2
PHI	5	0	0	0	2
PHX	13	3	3	6	4
PIT	10	1	4	5	0
SJ	20	7	2	9	16
STL	33	5	12	17	12
TB	6	0	4	4	0
TOR	9	2	5	7	4
VAN	15	3	3	6	4
WASH	5	2	2	4	2
TOTAL	376	85	120	205	139



Scored a power play goal on 3/16 at ANA.

2005-06: Set career-highs in games (80), goals (21), assists (37) and points (58) ... Led Detroit in shootout goals, scoring five times in seven chances ... Missed two games due to injury ... Established a career-high with three assists on 10/6 at STL ... Skated in his 100th career NHL game on 10/13 at LA ... Recorded his first-career hat trick on 10/22 at CBJ, scoring all three goals in the first period ... Scored two goals on 3/19 at VAN ... Played in all six of Detroit's Stanley Cup Playoff games, recording two points (1g, 1a).

2003-04: Played in 49 games with the Red Wings and posted 13 points (6g, 7a) ... Missed two games because of a groin injury ... Appeared in three playoff games with the Red Wings.

2002-03: Appeared in 16 games with the Red Wings, recording six points (3g, 3a) and averaging 10:43 of ice time ... Scored a power play goal and added an assist on 11/3 vs. DAL ... Spent a majority of the season with Grand Rapids (AHL) ... Played in 45 games with the Griffins, earning 45 points (23g, 22a) ... Posted nine power play goals, two game-winners and one shorthanded tally ... Appeared in all 15 post-season games with Grand Rapids and finished fourth on the team in scoring with eight points (1g, 7a).

2001-02: Recorded 10 points (8g, 2a) in 25 games with the Red Wings ... Scored his first-career NHL goal on 3/6 vs. TOR (Schwab) ... Posted his first two-goal game on 4/6 at SJ ... Played in nine of 23 post-season games for Detroit ... Earned 50 points (23g, 27a) in 76 games with Cincinnati (AHL).



2000-01: Played in 76 games for Cincinnati (AHL), recording 69 points (24g, 45a) ... Ranked second among AHL rookies and led his team in scoring ... Made his NHL debut with Detroit and tallied his first-career point (1a) on 11/20 vs. NSH ... Played five games for the Red Wings, earning three assists ... Played in two games during Detroit's first-round playoff series vs. LA ... Made his NHL playoff debut on 4/21 vs. LA.

PERSONAL

Jason resides in Metro Detroit during the hockey season. He returns to his hometown of London, Ontario during the summer.

CAREER HIGHLIGHTS

FIRSTS

FIRST GP: 11/20/2000 DET 6 VS NSH 3
FIRST ASST: 11/20/2000 DET 6 VS NSH 3
FIRST GOAL: 03/06/2002 DET 6 VS TOR 2
FIRST GOAL VERSUS: SCHWAB, COREY AT 10:55 OF PERIOD 1

MOSTS

GOALS: 3 (1X)
ASSISTS: 3 (2X)
POINTS: 4 (1X)
SOG: 7 (3X)

MOST RECENTLY

10/22/2005 DET 6 AT CBJ 0
10/20/2007 CHI 6 AT TOR 4
10/20/2007 CHI 6 AT TOR 4 (1G-3A)
11/07/2008 ATL 5 AT BUF 4

PIM: 7 (1X) 11/28/2003 DET 6 VS NYI 0
HAT TRICKS: 1 10/22/2005 DET 6 AT CBJ 0 (3G)
MULTI-PT GAMES: 42 04/04/2009 CBJ 4 AT NSH 5 (1G-1A)

LONGEST PERSONAL STREAKS (GAMES IN WHICH HE PLAYED)

GOALS: 3 (3X) 02/07/2009 02/13/2009 (3G)
ASSISTS: 6 (1X) 11/23/2005 12/04/2005 (7A)
PTS: 7 (1X) 11/23/2005 12/06/2005 (3G-7A)

LONGEST CAREER GAMES PLAYED STREAK:

80 04/01/2004 04/11/2006

CAREER STATS

REGULAR SEASON

PLAYOFFS (BOLD)

SEASON	CLUB	LEAGUE	GP	G	A	P	PM	GP	G	A	P	PM
2000-01	DETROIT	NHL	5	0	3	3	2	2	0	0	0	0
2001-02	DETROIT	NHL	25	8	2	10	4	9	0	0	0	2
2002-03	DETROIT	NHL	16	3	3	6	2	0	0	0	0	0
2003-04	DETROIT	NHL	49	6	7	13	15	3	0	0	0	2
2005-06	DETROIT	NHL	80	21	37	58	26	6	1	1	2	6
2006-07	DETROIT/CHICAGO	NHL	78	15	17	32	44	0	0	0	0	0
2007-08	CHICAGO	NHL	43	13	23	36	22	0	0	0	0	0
2008-09	ATLANTA/CHICAGO	NHL	80	19	28	47	24	4	0	1	1	2
DETROIT TOTALS			203	49	67	116	73	20	1	1	2	10
NHL TOTALS			376	85	120	205	139	24	1	2	3	12





VS. NHL

Team	GP	G	A	PTS	PIM
ANA	21	10	10	20	14
ATL	6	4	9	13	6
BOS	5	1	3	4	0
BUF	5	0	2	2	2
CAL	22	11	8	19	6
CAR	6	5	2	7	4
CHI	34	17	19	36	16
COL	21	6	8	14	2
CBJ	34	14	16	30	14
DAL	21	4	19	23	12
DET	0	0	0	0	0
EDM	23	6	11	17	12
FLA	5	1	3	4	0
L.A.	21	10	8	18	12
MIN	21	11	8	19	8
MON	5	1	4	5	0
NSH	34	12	16	28	14
NJ	6	0	2	2	0
NYI	5	1	1	2	0
NYR	4	1	2	3	0
OTT	6	2	6	8	2
PHI	5	4	3	7	0
PHX	23	16	14	30	4
PIT	6	4	1	5	2
SJ	22	10	14	24	12
STL	35	18	22	40	6
TB	6	1	3	4	4
TOR	5	5	1	6	0
VAN	22	5	6	11	4
WASH	3	3	1	4	2
TOTAL	432	183	222	405	158

40 HENRIK ZETTERBERG

5-11 • 195 lbs. • Center • Shoots Left
 Born: Njurunda, Sweden – October 9, 1980
 Last Amateur Club: Timra IK (Sweden)

BECAME A RED WING: Seventh Round (210th overall) in 1999 NHL Entry Draft.

CAREER

Entering his seventh season in the NHL, all with Detroit... Won a gold medal with Sweden at the 2006 Olympic Games... Won the 2008 Conn Smythe Trophy as playoff MVP... Won his first Stanley Cup championship in 2008... Has 96 career multi-point games... Signed a new 12-year contract with Detroit on January 28, 2009, the longest deal in club history.

BY SEASON

2008-09: Appeared in 77 games for Detroit... Missed five games due to injury (3 – back, 2 – groin)... Finished second on Detroit with 73 points (31-42—73)... Tied a career high with 36 PIM... Led team and finished fifth in NHL with 309 shots on goal... Led Detroit with 12 power-play goals... Led all Red Wings forwards with 19:52 of ice time per game in regular season... Led Detroit with two shorthanded goals... Recorded 30 power-play points (12-18—30)... Recorded 17 multi-point games... Recorded a career high four assists on 3/20 at Atlanta... Recorded his 200th career assist 1/1 at Chicago... Played in his 400th career game 1/28 at Columbus... Recorded his 400th career point 3/29 vs. Nashville... Named a 2009 Second Team All-Star... Signed a new 12-year contract with Detroit on January 28... Appeared in all 23 postseason games... Led Detroit for second straight postseason and finished third in NHL with 24 points (11-13—24)... Finished second on team with a +13 postseason rating (Cleary +17)... Tied for team lead with four postseason power-play goals (Franzen)... Led Detroit forwards averaging 22:09 of ice time in postseason... Recorded an eight game point streak from Round Two Game One vs. Anaheim through Round Three Game One vs. Chicago (4-8—12 during streak).

2007-08: Appeared in 75 games... Missed seven games with back spasms (12/22 – 12/31; 1/22 – 1/23)... Established career highs in goals (43), assists (49) and points (92)... Set a franchise record for longest point streak to start a season, registering at least one point in first 17 games (13g, 14a from 10/3 – 11/11)... Earned the NHL's No. 1 Star for October (10-12—22 in 13 games)... Finished second in NHL with 358 shots on goal (Ovechkin – 446)... Registered two hat tricks (12/7 vs. Minnesota and 3/19 vs. Columbus)... Recorded at least one point in 61 of 75 games played... Finalist for the Selke Trophy as NHL's best defensive forward (won by Datsyuk)... Appeared in all 22 postseason games... Set a new franchise record and tied for NHL postseason lead with 27 points (Crosby)... Set a new franchise record along with teammate Johan Franzen for most goals in one postseason (13)... Established a new career postseason high with 14 assists... Tied for NHL's postseason lead with a +16 rating (Kronwall)... Led NHL with 116 postseason shots on goal... Recorded a nine-game postseason point streak from Round 1 Game 6 vs. Nashville through Round 3 Game 4 vs. Dallas (8-8—16 during streak)... Finished second on team with 4 postseason game-winning goals (Franzen – 5)... Scored the Stanley Cup clinching game-winning goal in Game 6 of the SCF at Pittsburgh... Won 2008 Conn Smythe Trophy as the playoff MVP... Won his first Stanley Cup championship.

2006-07: Played in 63 games and missed the final 19 games of the season with a inflamed disc in his back... Recorded his 100th NHL assist on 11/24 vs. St. Louis... Recorded an



eight-game point streak from 12/20-1/4 (4-5—9)...Tallied his 200th NHL point with an assist on 1/4 vs. San Jose...Scored game-winning overtime goal on 1/30 at NY Islanders...Tied a career high for points (4) and assists (3) on 2/4 vs. St. Louis...Scored his 99th and 100th NHL goals on 2/7 vs. Phoenix...Named the NHL's First Star in consecutive weeks (2/11 and 2/18)...Registered 14-14—28 points during a 13-game stretch from 1/28-2/24...Registered the first hat trick of his NHL career 2/17 at Phoenix and tied a Red Wings' record for power play goals in a single game (3)...13 goals in February were one shy of tying the franchise record for goals in the month of February (B. Shanahan)...Six multiple-goals games tied Holmstrom for the team lead...Posted the longest home-scoring streak in the NHL in 2006-07, tallying a point in 16 consecutive home games from 12/9-2/23 (15g-15a—30p)...10 game-winning goals tied T. Selanne and D. Heatly for the most in the NHL...Enjoyed a break-out post-season, establishing then playoff career highs in games played (18), assists (8) and points (14) as well as tying a then career high for goals (6)...Finished third on Detroit in playoff scoring and 11th in the NHL.

2005-06: Set then career highs in goals (39), assists (46) and points (85)...Ranked second on Detroit in scoring, behind Datsyuk...Led Detroit in power-play goals (19)...Ranked 20th in the NHL in scoring...Led Detroit forwards in time on ice per game (18:57)...Six multiple goal games were tied for the most on the team with Shanahan...Led Red Wings in game-winning goals (9)...Recorded a career high three assists 10/9/05 vs. Calgary...Tallied his 100th career point (goal) 10/24/05 at Columbus...Posted a career high five-game goal streak 3/9/06-3/18/06 (6g)...Tallied



CAREER HIGHLIGHTS

FIRSTS

FIRST GP: 10/10/2002 DET 6 AT SJ 3
 FIRST ASST: 10/10/2002 DET 6 AT SJ 3
 FIRST GOAL: 10/13/2002 DET 4 AT ANA 2
 FIRST GOAL VERSUS: GIGUERE, JEAN-SEBAST 13:42 OF PERIOD 3

MOSTS

GOALS: 3 (3X)
 ASSISTS: 4 (1X)
 POINTS: 4 (6X)

MOST RECENTLY

03/19/2008 DET 3 VS CBJ 1
 03/20/2009 DET 6 AT ATL 3
 03/20/2009 DET 6 AT ATL 3 (OG-4A)

MOSTS

SDG: 10 (2X)
 PIM: 4 (8X)
 HAT TRICKS: 3
 MULTI-PT GAMES: 96

MOST RECENTLY

03/15/2008 DET 1 VS NSH 3
 03/24/2009 DET 3 AT EDM 2
 03/19/2008 DET 3 VS CBJ 1 (3G)
 04/09/2009 DET 3 VS NSH 4 (OG-2A)

LONGEST PERSONAL STREAKS (GAMES IN WHICH HE PLAYED)

GOALS: 6 (1X)
 ASSISTS: 6 (1X)
 PTS: 24 (1X)
 10/10/2007 10/20/2007 (6G)
 12/15/2007 01/05/2008 (8A)
 02/11/2007 11/11/2007 (22G-21A)

CAREER STATS

REGULAR SEASON

PLAYOFFS (BOLD)

SEASON	CLUB	LEAGUE	GP	G	A	P	PM	GP	G	A	P	PM
2002-03	DETROIT	NHL	79	22	22	44	8	4	1	0	1	0
2003-04	DETROIT	NHL	61	15	28	43	14	12	2	2	4	4
2005-06	DETROIT	NHL	77	39	46	85	30	6	6	0	6	2
2006-07	DETROIT	NHL	63	33	35	68	36	18	6	8	14	12
2007-08	DETROIT	NHL	75	43	49	92	34	22	13	14	27	16
2008-09	DETROIT	NHL	77	31	42	73	36	23	11	13	24	13
DETROIT TOTALS			432	183	222	405	158	85	39	37	76	47
NHL TOTALS			432	183	222	405	158	85	39	37	76	47



40 HENRIK ZETTERBERG continued

a career high 2-2—4 points 1/12/06 vs. Philadelphia... Won a gold medal with Sweden at the 2006 Olympic Games... Played all six of Detroit's 2006 playoff games and led the team in goals (6)... Missed four games due to injury (hip, rib).

2004-05: Led the Swedish Elite League in scoring in 2004-05 with 50 points in 50 games... Represented Sweden in the 2005 World Championships (2-4—6 in 9 games)

2003-04: Appeared in 61 games setting then career high in assists (28) and plus/minus (+15).... Also scored a then career-best 7 power-play goals.... Recorded second career shorthanded goal 10/18/03 at Pittsburgh (M. A. Fleury).... Missed 21 games with a leg injury (11/4/03 - 12/15/03).... Had three points (1-2-3) first game back in lineup 12/17/03 vs. San Jose.... Recorded two assists in his next game 12/19/03 vs. Chicago.... Posted two game-winning goals (12/31/03 vs. Atlanta and 2/20/04 vs. St. Louis).... Recorded two goals three times this season and posted points in 30 of 61 games played.... Played all 12 of Detroit's 2004 playoff games scoring two goals and two assists finishing post-season "even".

2002-03: Runner up for NHL's Calder Trophy... Led all rookies in goals (22) and points (44).... Finished tied for third among rookies in assists (22).... Recorded first point in NHL debut 10/10/02 at San Jose with an assist on Sergei Fedorov's game-winning goal... First NHL goal came two games later 10/13/02 at Anaheim on the power play (J.S. Giguere).... Missed three games (10/25/02 through 10/29/02) due to a groin injury.... Posted first career multi-point game with two assists 2/15/03 at Atlanta.... Recorded first two-goal game 2/27/03 vs. Toronto (Belfour).... Second career two-goal game came just four games later 3/7/03 (Brathwaite).... Scored five power play goal placing him tied for second among NHL rookies.... His 10 power play

points placed him fourth overall among NHL rookies.... First career overtime goal was 12/8/02 vs. St. Louis (Brathwaite).... Recorded a NHL rookie-best shooting percentage of 16.3 % with 135 shots on goal.... Named NHL Rookie of the Month for February 2003.... Named DSHA Red Wings Rookie of the Year for 2003.... Played in all four of Detroit's 2003 first round playoff series with Anaheim scoring his first career playoff goal 4/16/03 (Giguere) in game four.

2001-02: Voted Swedish Elite League's Most Valuable Player scoring 10 goals and 22 assists in 48 games played.... Represented Team Sweden in 2003 Olympics in Salt Lake City, Utah with teammates Nicklas Lidstrom and Tomas Holmstrom.... Zetterberg was the only non-NHL player on the entire Swedish roster.... Appeared in four Olympic hockey games scoring one assist.... His #20 worn while playing for the Swedish Elite league was retired in April 2002.... That's only the second number retired in the history of the Timrå IK hockey club.... The first number retired belonged to Lennart Svedberg, who played for Timrå during the 1960's.

2000-01: Named Swedish Elite League Rookie of the Year with 15 goals and 31 assists in 47 games played.

PERSONAL

Henrik and his fiancé, Emma, reside in suburban Detroit during the season. He returns to his native Sweden for the summer months where he enjoys boating and wakeboarding.





IN THE WINGS



DICK AXELSSON • LEFT WING

BORN APRIL 25 1987 -- STOCKHOLM, SWEDEN

HEIGHT 6-2 -- WEIGHT 176 lbs. -- SHOOTS LEFT

		REGULAR SEASON						PLAYOFFS					
Season	Team	Lge	GP	G	A	Pts	PIM	GP	G	A	Pts	PIM	
2006-07	Huddinge IK	Swe-1	25	13	8	21	113						
2007-08	Djurgardens IF Stockholm	SEL	4	12	13	25	44	5	1	0	1	2	
2008-09	Djurgardens IF Stockholm	SEL	18	5	7	12	10	--	--	--	--	--	
2008-09	Farjestads BK Karlstad	SEL	21	6	12	18	32	9	1	3	4	2	

Selected by the DETROIT RED WINGS in the second round (#62 overall) of the 2006 NHL Entry Draft



ANDY DELMORE • DEFENSE

BORN DEC 26 1976 -- LASALLE, ONT

HEIGHT 6.01 -- WEIGHT 200 -- SHOOTS R

		REGULAR SEASON						PLAYOFFS					
Season	Team	Lge	GP	G	A	Pts	PIM	GP	G	A	Pts	PIM	
1993-94	North Bay Centennials	OHL	45	2	7	9	33	17	0	0	0	2	
1994-95	North Bay Centennials	OHL	40	2	14	16	21	--	--	--	--	--	
1994-95	Sarnia Sting	OHL	27	5	13	18	27	3	0	0	0	2	
1995-96	Sarnia Sting	OHL	64	21	38	59	45	10	3	7	10	2	
1996-97	Sarnia Sting	OHL	63	18	60	78	39	12	2	10	12	10	
1996-97	Fredericton Canadiens	AHL	4	0	1	1	0	--	--	--	--	--	
1997-98	Philadelphia Phantoms	AHL	73	9	30	39	46	18	4	4	8	21	
1998-99	Philadelphia Flyers	NHL	2	0	1	1	0	--	--	--	--	--	
1998-99	Philadelphia Phantoms	AHL	70	5	18	23	51	15	1	4	5	6	
1999-00	Philadelphia Phantoms	AHL	39	12	14	26	31	--	--	--	--	--	
1999-00	Philadelphia Flyers	NHL	27	2	5	7	8	18	5	2	7	14	
2000-01	Philadelphia Flyers	NHL	66	5	9	14	16	2	1	0	1	2	
2001-02	Nashville Predators	NHL	73	16	22	38	22	--	--	--	--	--	
2002-03	Nashville Predators	NHL	71	18	16	34	28	--	--	--	--	--	
2003-04	Buffalo Sabres	NHL	37	2	5	7	29	--	--	--	--	--	
2003-04	Rochester Americans	AHL	8	0	2	2	2	--	--	--	--	--	
2004-05	Mannheim Eagles	DEL	50	7	16	23	59	14	1	6	7	12	
2005-06	Columbus Blue Jackets	NHL	7	0	0	0	2	--	--	--	--	--	
2005-06	Syracuse Crunch	AHL	66	17	55	72	46	6	0	1	1	19	
2006-07	Springfield Falcons	AHL	47	12	12	24	22	--	--	--	--	--	
2006-07	Chicago Wolves	AHL	28	5	11	16	10	15	0	6	6	2	
2007-08	Hamburg Freezers	DEL	51	10	25	35	90	8	0	1	1	12	
2008-09	Hamburg Freezers	DEL	52	9	22	31	70	9	1	3	4	8	
NHL Totals			283	43	58	101	105	20	6	2	8	16	

Signed by Detroit as a free agent on July 28, 2009



CORY EMMERTON • LEFT WING

BORN JUN 1 1988 -- ST. THOMAS, ONT

HEIGHT 6.00 -- WEIGHT 190 -- SHOOTS L

		REGULAR SEASON						PLAYOFFS					
Season	Team	Lge	GP	G	A	Pts	PIM	GP	G	A	Pts	PIM	
2004-05	Kingston Frontenacs	OHL	58	17	21	38	8	--	--	--	--	--	
2005-06	Kingston Frontenacs	OHL	66	26	64	90	32	6	2	0	2	6	
2006-07	Kingston Frontenacs	OHL	40	29	37	66	22	5	5	2	7	2	
2006-07	Grand Rapids Griffins	AHL	--	--	--	--	--	2	0	0	0	0	
2007-08	Kingston Frontenacs	OHL	24	13	18	31	6	--	--	--	--	--	
2007-08	Brampton Battalion	OHL	30	12	18	30	10	5	0	2	2	2	
2007-08	Grand Rapids Griffins	AHL	7	0	1	1	0	--	--	--	--	--	
2008-09	Grand Rapids Griffins	AHL	69	10	25	35	18	9	1	0	1	2	

Selected by the Detroit Red Wings in the second round (#41 overall) of the 2006 NHL Entry Draft



DOUG JANIK • DEFENSE

BORN MAR 26 1980 -- AGAWAM, MA

HEIGHT 6.02 -- WEIGHT 210 -- SHOOTS L

		REGULAR SEASON						PLAYOFFS					
Season	Team	Lge	GP	G	A	Pts	PIM	GP	G	A	Pts	PIM	
1998-99	U. of Maine	NCAA	35	3	13	16	44						
1999-00	U. of Maine	NCAA	36	6	13	19	54						
2000-01	U. of Maine	NCAA	39	3	15	18	52						
2001-02	Rochester Americans	AHL	80	6	17	23	100	2	0	0	0	0	
2002-03	Rochester Americans	AHL	75	3	13	16	120	3	0	0	0	6	
2002-03	Buffalo Sabres	NHL	6	0	0	0	2	--	--	--	--	--	
2003-04	Rochester Americans	AHL	74	2	14	16	109	16	1	2	3	22	
2003-04	Buffalo Sabres	NHL	4	0	0	0	19	--	--	--	--	--	
2004-05	Rochester Americans	AHL	76	2	10	12	196	9	0	2	2	10	
2005-06	Rochester Americans	AHL	71	5	19	24	161	--	--	--	--	--	
2005-06	Buffalo Sabres	NHL	--	--	--	--	--	5	1	0	1	2	
2006-07	Tampa Bay Lightning	NHL	75	2	9	11	53	1	0	0	0	0	
2007-08	Tampa Bay Lightning	NHL	61	1	3	4	45	--	--	--	--	--	
2008-09	Dallas Stars	NHL	13	0	1	1	2	--	--	--	--	--	
2008-09	Rockford IceHogs	AHL	4	0	2	2	4	--	--	--	--	--	
2008-09	Montreal Canadiens	NHL	2	0	0	0	2	--	--	--	--	--	
2008-09	Hamilton Bulldogs	AHL	18	0	5	5	10	6	0	0	0	7	
NHL Totals			161	3	13	16	123	6	1	0	1	2	

Selected by the Buffalo Sabres in the second round (#55 overall) of the 1999 NHL Entry Draft

Signed by Detroit as a free agent on July 8, 2009



JAKUB KINDL • DEFENSE

BORN FEB 10 1987 -- SUMPERK, CZECH REP.

HEIGHT 6.02 -- WEIGHT 199 -- SHOOTS L

		REGULAR SEASON						PLAYOFFS					
Season	Team	Lge	GP	G	A	Pts	PIM	GP	G	A	Pts	PIM	
2004-05	Kitchener Rangers	OHL	62	3	11	14	92	12	0	0	0	22	
2005-06	Kitchener Rangers	OHL	60	12	46	58	112	5	1	0	1	10	
2005-06	Grand Rapids Griffins	AHL	3	0	1	1	2	--	--	--	--	--	
2006-07	Kitchener Rangers	OHL	54	11	44	55	142	9	2	9	11	8	
2006-07	Grand Rapids Griffins	AHL	--	--	--	--	--	7	0	2	2	0	
2007-08	Grand Rapids Griffins	AHL	75	3	14	17	82	--	--	--	--	--	
2008-09	Grand Rapids Griffins	AHL	78	6	27	33	76	10	2	1	3	2	

Selected by the Detroit Red Wings in the first round (#19 overall) of the 2005 NHL Entry Draft



SERGEI KOLOSOV • DEFENSE

BORN MAY 22 1986 -- NOVOPOLITAK, BELARUS

HEIGHT 6.04 -- WEIGHT 210

		REGULAR SEASON						PLAYOFFS					
Season	Team	Lge	GP	G	A	Pts	PIM	GP	G	A	Pts	PIM	
2005-06	Cedar Rapids RoughRiders	USHL	50	2	8	10	66	8	0	0	0	10	
2006-07	Cedar Rapids RoughRiders	USHL	51	1	10	11	79	5	0	0	0	4	
2008-09	Grand Rapids Griffins	AHL	70	4	7	11	36	10	0	0	0	9	

Selected by the Detroit Red Wings in the fifth round (#151 overall) of the 2004 NHL Entry Draft



DANIEL LARSSON • GOALIE

BORN FEB 7 1986 -- BODEN, SWEDEN

HEIGHT 6.00 -- WEIGHT 170 -- CATCHES L

		REGULAR SEASON						PLAYOFFS					
Season	Team	Lge	GP	MIN	GAA	PCT	SO						
2002-03	Lulea	SWE-U18	12	731	4.10	.868	0						
2003-04	Lulea	SWE-Jr.	4	239	3.01	.895	0						
2003-04	Bodens	SWE-2	1	20	3.00	.909	0						
2004-05	Bodens	SWE-2	28	1,514	3.84	.890	1						
2005-06	Hammarby	SWE-Jr.	9	548	2.63	.927	1						
2005-06	Hammarby	SWE-2	28	2,001	2.67	.917	0						
2006-07	Djurgardens	SWE	24	1,259	2.53	.911	3						
2007-08	Djurgardens	SWE	46		2.29	.921							

Season	Team	Lge	GP	Min	GA	EN	SO	GAA	W	L	T	Svs	Pct
2008-09	Grand Rapids Griffins	AHL	40	2152	99	3	5	2.76	22	12	2	964	0.907

Selected by the Detroit Red Wings in the third round (#92 overall) of the 2006 NHL Entry Draft



THOMAS MCCOLLUM • GOALIE

BORN DEC 7 1989 -- AMHERST, NY

HEIGHT 6.02 -- WEIGHT 208 -- CATCHES L

REGULAR SEASON

PLAYOFFS

Season	Team	Lge	GP	Min	GA	EN	SO	GAA	W	L	T	Svs	Pct
2006-07	Guelph Storm	OHL	55	3158	126	2	5	2.39	26	18	10	1419	0.918
2007-08	Guelph Storm	OHL	51	2978	124	3	4	2.50	25	17	6	1310	0.914
2008-09	Guelph Storm	OHL	31	1859	69	2	3	2.23	17	10	4	858	0.926
2008-09	Brampton Battalion	OHL	23	1333	43	1	4	1.94	17	6	0	565	0.929

Selected by the Detroit Red Wings in the first round (#30 overall) of the 2008 NHL Entry Draft



EVAN MCGRATH • CENTER

BORN JAN 14 1986 -- OAKVILLE, ONT

HEIGHT 6.00 -- WEIGHT 195 -- SHOOTS L

REGULAR SEASON

PLAYOFFS

Season	Team	Lge	GP	G	A	Pts	PIM	GP	G	A	Pts	PIM
2002-03	Kitchener Rangers	OHL	64	16	31	47	40	21	6	2	8	6
2003-04	Kitchener Rangers	OHL	68	15	36	51	28	5	2	1	3	2
2004-05	Kitchener Rangers	OHL	68	28	59	87	51	15	7	6	13	6
2005-06	Kitchener Rangers	OHL	67	37	77	114	63	5	1	3	4	4
2006-07	Grand Rapids Griffins	AHL	59	6	8	14	41	7	0	0	0	0
2006-07	Toledo Storm	ECHL	9	6	9	15	12	--	--	--	--	--
2007-08	Grand Rapids Griffins	AHL	78	18	17	35	26	--	--	--	--	--
2008-09	Grand Rapids Griffins	AHL	68	17	30	47	24	--	--	--	--	--

Selected by the Detroit Red Wings in the fourth round (#128 overall) of the 2004 NHL Entry Draft



JAN MURSAK • LEFT WING

BORN JAN 20 1988 -- MARIBOR, SLOVENIA

HEIGHT 5.11 -- WEIGHT 167 -- SHOOTS R

REGULAR SEASON

PLAYOFFS

Season	Team	Lge	GP	G	A	Pts	PIM	GP	G	A	Pts	PIM
2006-07	Saginaw Spirit	OHL	62	27	53	80	50	6	1	2	3	10
2006-07	Grand Rapids Griffins	AHL	--	--	--	--	--	7	0	2	2	2
2007-08	Saginaw Spirit	OHL	26	6	20	26	15	--	--	--	--	--
2007-08	Belleville Bulls	OHL	31	11	27	38	8	21	9	15	24	10
2008-09	Grand Rapids Griffins	AHL	51	2	7	9	25	6	0	1	1	0

Selected by the Detroit Red Wings in the sixth round (#182 overall) of the 2006 NHL Entry Draft



KRIS NEWBURY • CENTER

BORN FEB 19 1982 -- BRAMPTON, ONT

HEIGHT 5.10 -- WEIGHT 205 -- SHOOTS L

REGULAR SEASON

PLAYOFFS

Season	Team	Lge	GP	G	A	Pts	PIM	GP	G	A	Pts	PIM
1998-99	Belleville Bulls	OHL	51	6	8	14	89	21	4	6	10	23
1999-00	Belleville Bulls	OHL	34	6	18	24	72	--	--	--	--	--
1999-00	Sarnia Sting	OHL	27	6	8	14	44	7	0	3	3	16
2000-01	Sarnia Sting	OHL	64	28	30	58	126	4	1	3	4	20
2001-02	Sarnia Sting	OHL	66	42	62	104	141	5	1	3	4	15
2002-03	Sarnia Sting	OHL	64	34	58	92	149	6	4	4	8	16
2003-04	St. John's Maple Leafs	AHL	72	5	15	20	153	--	--	--	--	--
2004-05	Pensacola Ice Pilots	ECHL	6	2	4	6	20	--	--	--	--	--
2004-05	St. John's Maple Leafs	AHL	55	4	9	13	103	5	0	0	0	26
2005-06	Toronto Marlies	AHL	74	22	38	60	215	5	0	1	1	12
2006-07	Toronto Marlies	AHL	37	12	24	36	87	--	--	--	--	--
2006-07	Toronto Maple Leafs	NHL	15	2	2	4	26	--	--	--	--	--
2007-08	Toronto Maple Leafs	NHL	28	1	1	2	32	--	--	--	--	--
2007-08	Toronto Marlies	AHL	54	16	27	43	101	19	4	9	13	73
2008-09	Toronto Marlies	AHL	33	6	23	29	72	--	--	--	--	--
2008-09	Toronto Maple Leafs	NHL	1	0	0	0	2	--	--	--	--	--
NHL Totals			44	3	3	6	60					

Selected by the San Jose Sharks in the fifth round (#139 overall) of the 2002 NHL Entry Draft
Signed by Detroit as a free agent on July 7, 2009



RYAN OULAHEN • LEFT WING

BORN MAR 26 1985 -- NEWMARKET, ONT

HEIGHT 6.00 -- WEIGHT 185 -- SHOOTS L

REGULAR SEASON

PLAYOFFS

Season	Team	Lge	GP	G	A	Pts	PIM	GP	G	A	Pts	PIM
2001-02	Newmarket Hurricanes	OPJHL	49	18	17	35	4					
2002-03	Brampton Battalion	OHL	61	21	22	43	6	11	2	1	3	2
2003-04	Brampton Battalion	OHL	57	17	18	35	26	12	3	7	10	6
2004-05	Brampton Battalion	OHL	64	27	31	58	22	5	1	4	5	4
2005-06	Grand Rapids Griffins	AHL	75	9	10	19	20	16	0	0	0	2
2006-07	Grand Rapids Griffins	AHL	79	11	16	27	42	7	0	2	2	4
2007-08	Grand Rapids Griffins	AHL	75	14	16	30	47	--	--	--	--	--
2008-09	Grand Rapids Griffins	AHL	73	19	12	31	31	--	--	--	--	--

Selected by the Detroit Red Wings in the fifth round (#164 overall) of the 2003 NHL Entry Draft



FRANCIS PARE • CENTER

BORN JUN 30 1987 -- LEMOYNE, PQ

HEIGHT 5.10 -- WEIGHT 185 -- SHOOTS R

REGULAR SEASON

PLAYOFFS

Season	Team	Lge	GP	G	A	Pts	PIM	GP	G	A	Pts	PIM
2003-04	Shawinigan Cataractes	QMJHL	5	2	0	2	2	--	--	--	--	--
2004-05	Shawinigan Cataractes	QMJHL	70	24	23	47	52	4	0	3	3	4
2005-06	Shawinigan Cataractes	QMJHL	55	26	48	74	66	5	1	3	4	4
2006-07	Shawinigan Cataractes	QMJHL	68	29	44	73	37	4	1	1	2	8
2007-08	Chicoutimi Saguenéens	QMJHL	69	54	48	102	54	6	5	3	8	4
2008-09	Grand Rapids Griffins	AHL	63	24	24	48	14	10	2	2	4	2



JORDAN PEARCE • GOALIE

BORN OCT 10 1986 -- ANCHORAGE, AK
HEIGHT 6.01 -- WEIGHT 201 -- CATCHES L

REGULAR SEASON										PLAYOFFS				
Season	Team	Lge	GP	Min	GA	EN	SO	GAA	W	L	T	Svs	Pct	
2004-05	Lincoln Stars	USHL	38	2227	114	0	0	3.07	22	10	4	988	0.897	
2005-06	Notre Dame	NCAA	9	442	24	0	1	3.25	4	4	0	180	0.882	
2006-07	Notre Dame	NCAA	3	180	6	0	1	2.01	2	1	0	51	0.895	
2007-08	Notre Dame	NCAA	43	2558	87	0	2	2.04	23	15	4	925	0.914	
2008-09	Notre Dame	NCAA	39	2326	65	0	8	1.68	30	6	3	880	0.931	
2008-09	Grand Rapids Griffins	AHL	1	59	5	0	0	5.11	0	1	0	33	0.868	

Signed by Detroit as a free agent on April 10, 2009



LOGAN PYETT • DEFENSE

BORN MAY 26 1988 -- BALGONIE, SASK
HEIGHT 5.11 -- WEIGHT 198 -- SHOOTS R

REGULAR SEASON										PLAYOFFS				
Season	Team	Lge	GP	G	A	Pts	PIM	GP	G	A	Pts	PIM		
2003-04	Regina Pats	WHL	2	0	1	1	0	3	0	0	0	0		
2004-05	Regina Pats	WHL	67	5	19	24	67	--	--	--	--	--		
2005-06	Regina Pats	WHL	71	10	35	45	89	6	1	6	7	12		
2006-07	Regina Pats	WHL	71	14	48	62	84	10	3	6	9	4		
2007-08	Regina Pats	WHL	62	20	34	54	54	6	1	3	4	0		
2008-09	Grand Rapids Griffins	AHL	61	3	11	14	12	1	0	0	0	0		

Selected by the Detroit Red Wings in the seventh round (#212 overall) of the 2006 NHL Entry Draft




MATTIAS RITOLA • CENTER

BORN MAR 14 1987 -- BORLANGE, SWEDEN
HEIGHT 6.00 -- WEIGHT 192 -- SHOOTS L

REGULAR SEASON										PLAYOFFS				
Season	Team	Lge	GP	G	A	Pts	PIM	GP	G	A	Pts	PIM		
2005-06	Leksands IF	SEL	30	0	3	3	10	--	--	--	--	--		
2006-07	Arboga IFK	Swe-1	3	1	0	1	2							
2006-07	Leksands IF	Swe-1	23	1	4	5	4							
2007-08	Grand Rapids Griffins	AHL	72	7	15	22	62	--	--	--	--	--		
2007-08	Detroit Red Wings	NHL	2	0	1	1	0	--	--	--	--	--		
2008-09	Grand Rapids Griffins	AHL	66	15	27	42	32	8	0	2	2	0		
NHL Totals			2	0	1	1	0							

Selected by the Detroit Red Wings in the fourth round (#103 overall) of the 2005 NHL Entry Draft



JAMIE TARDIF • RIGHT WING


BORN JAN 23 1985 -- WELLAND, ONT

HEIGHT 6.00 -- WEIGHT 205 -- SHOOTS R

		REGULAR SEASON						PLAYOFFS					
Season	Team	Lge	GP	G	A	Pts	PIM	GP	G	A	Pts	PIM	
2001-02	Peterborough Petes	OHL	64	22	22	44	30	6	0	1	1	2	
2002-03	Peterborough Petes	OHL	68	31	29	60	32	7	3	4	7	0	
2003-04	Peterborough Petes	OHL	64	25	28	53	56	--	--	--	--	--	
2004-05	Peterborough Petes	OHL	66	37	28	65	84	14	8	3	11	14	
2005-06	Peterborough Petes	OHL	62	40	29	69	108	19	6	6	12	18	
2006-07	Toledo Storm	ECHL	34	10	20	30	37	--	--	--	--	--	
2006-07	Manitoba Moose	AHL	1	0	0	0	0	--	--	--	--	--	
2006-07	Iowa Stars	AHL	2	0	0	0	0	--	--	--	--	--	
2006-07	Grand Rapids Griffins	AHL	27	9	6	15	18	2	0	0	0	0	
2007-08	Grand Rapids Griffins	AHL	80	17	17	34	90	--	--	--	--	--	
2008-09	Grand Rapids Griffins	AHL	55	9	9	18	43	10	2	0	2	8	

Selected by the Calgary Flames in the fourth round (#112 overall) of the 2003 NHL Entry Draft

Signed by Detroit as a free agent on April 15, 2008



JEREMY WILLIAMS, RIGHT WING

BORN JAN 26 1984 -- REGINA, SASK

HEIGHT 5.11 -- WEIGHT 188 -- SHOOTS R

		REGULAR SEASON						PLAYOFFS					
Season	Team	Lge	GP	G	A	Pts	PIM	GP	G	A	Pts	PIM	
2000-01	Swift Current Broncos	WHL	2	0	0	0	2	--	--	--	--	--	
2001-02	Swift Current Broncos	WHL	32	6	7	13	30	12	1	0	1	4	
2002-03	Swift Current Broncos	WHL	72	41	52	93	117	4	1	0	1	6	
2003-04	Swift Current Broncos	WHL	68	52	49	101	82	5	2	1	3	12	
2003-04	St. John's Maple Leafs	AHL	4	0	2	2	0	--	--	--	--	--	
2004-05	St. John's Maple Leafs	AHL	75	16	20	36	24	5	0	0	0	0	
2005-06	Toronto Marlies	AHL	55	23	33	56	77	5	1	0	1	6	
2005-06	Toronto Maple Leafs	NHL	1	1	0	1	0	--	--	--	--	--	
2006-07	Toronto Marlies	AHL	23	6	9	15	27	--	--	--	--	--	
2006-07	Toronto Maple Leafs	NHL	1	1	0	1	0	--	--	--	--	--	
2007-08	Toronto Marlies	AHL	49	18	15	33	36	--	--	--	--	--	
2007-08	Toronto Maple Leafs	NHL	18	2	0	2	4	--	--	--	--	--	
2008-09	Toronto Maple Leafs	NHL	11	5	2	7	2	--	--	--	--	--	
2008-09	Toronto Marlies	AHL	46	27	13	40	29	6	0	1	1	6	
NHL Totals			31	9	2	11	6						

Selected by the Toronto Maple Leafs in the seventh round (#220 overall) of the 2003 NHL Entry Draft

Signed by Detroit as a free agent on July 7, 2009



Johan Franzen scores the series clinching goal in Round One vs. the Columbus Blue Jackets



GRAND RAPIDS GRIFFINS

130 WEST FULTON, SUITE 111, GRAND RAPIDS, MI 49503
PHONE: (616) 774-4585 OR (800) 2-HOCKEY • FAX: (616) 336-5464
TICKETS: (616) 222-4000 OR (800) 585-3737
PRESS BOX: (616) 742-6410



BOB McNAMARA
General Manager

Executive

Owner/President & CEO/Governor
Owner/Chairman
Chief Operating Officer/Alternate Governor
Senior Vice President of Business Operations
Vice President of Community Relations and Broadcasting
Vice President of Corporate Sales
Vice President of Ticketing and Game Operations

Dan DeVos
David Van Andel
Scott Gorsline
Tim Gortsema
Bob Kaser
Sean Wright
Jon Beilstein

Hockey Operations

General Manager
Head Coach
Assistant Coach
Medical Therapist
Equipment Manager
Assistant Equipment Manager
Executive Assistant

Bob McNamara
Curt Fraser
Jim Paek
Rob Snitzer
Brad Thompson
Jake Visser
Kelly Pawlak

Public & Community Relations

Senior Director of Public Relations
Public Relations Assistant
Community Relations Coordinator
Graphic Designer
Executive Director – Griffins Youth Foundation

Randy Cleves
Randy Rice
Amy Orlowski
Jessica Albert
Lynn Rabaut

Sales & Marketing

Corporate Sales Account Managers

Director of Game Operations
Director of Ticket Sales
Group Ticket Sales Manager
Marketing and Season Ticket Account Manager

Andrew Christmann,
Ruth Lobbestael, Amanda Parrish
Rich Meyers
Matt Batchelder
John Hoffa
Kevin Curnow

E-Sales and Marketing Database Manager
Group Ticket Sales Account Executives

Season Ticket Sales Account Executive

Finance & Administration/Ticket Operations

Director of Accounting and Tax
Accounting Assistants
Director of Ticket Operations
Group Services and Box Office Manager

John VanderHaagen
Scott Bradfield, Valisa Maki,
Kevin Stevens
Bridget Higgs

Lisa Vedder
Donna Boersma, Matt Cook
Kevin Huisman
Chad Erwin

Griff's IceHouse at Belknap Park

Facility Manager
Assistant Facilities Managers
Administrative Assistant

Terry Marshall
Matt Martinelli, Peter Piatek
Deb Huyser

DP Fox Management Group

VP, Project Development
VP, Chief Financial Officer
VP, General Counsel
Associate General Counsel
Paralegal
Director of Accounting and Tax
Director of Dealership Development and Operations
Director of Information Technology
Network Administrator
IT Professional
Director of Human Resources
Executive Assistants
Receptionist/Administrative Assistant

Thomas Rothwell
Diane Maher
Monica Sekulich
Nancy Connor
Karen Jackson
Sue Palmitier
Susan Howe
Grant Zondervan
Jestin Simon
Nick Remley
Sherri Menard
Jane Frey, Michelle Hagley
Katie Gulliver

Medical Staff

Medical Director
Team Physicians
General Medicine
Team Dentist
Team Optometrists

Dr. William W. Schwab, M.D.
Orthopaedic Associates
Dr. Ed Kornoelje, D.O.
Dr. John R. Ludwig, D.D.S.
Dr. Kiersten Coon, O.D.
Dr. Gene Fonger, O.D.

Team Information

Began Play/Entered AHL
Home Arena (Capacity)
NHL Affiliate
ECHL Affiliate
AHL Division/Conference
Time Zone
Team Colors

1996-97/2001-02
Van Andel Arena (10,834)
Detroit Red Wings
Toledo Walleye
North/Western
Eastern
Navy Blue, Red, Metallic Silver,
Metallic Gold
Griff's IceHouse at Belknap Park
WOOD 1300 AM
TBD

Practice Rink
Radio Flagship
Television Flagship



2008-09 GRAND RAPIDS GRIFFINS REGULAR SEASON STATISTICS

NO.	PLAYER	POS	GP	G	A	PTS	+/-	PIM	PP	SH	GW	SH	PCT
20	Darren Haydar	RW	79	31	49	80	-22	26	16	1	5	197	15.7%
19	Justin Abdelkader	C	76	24	28	52	-2	102	10	1	2	195	12.3%
17	Francis Pare	RW	63	24	24	48	23	14	3	0	3	140	17.1%
9	Evan McGrath	C	68	17	30	47	12	24	5	1	3	112	15.2%
11	Ville Leino	LW	57	15	31	46	2	18	6	1	4	125	12.0%
7	Garrett Stafford	D	70	11	34	45	3	50	7	0	0	130	8.5%
18	Mattias Ritola	LW	66	15	27	42	-13	32	5	1	3	165	9.1%
15	Darren Helm	C	55	13	24	37	-10	24	4	3	3	156	8.3%
8	Cory Emmerton	C	69	10	25	35	-9	18	2	0	2	152	6.6%
5	Jakub Kindl	D	78	6	27	33	-14	76	3	0	2	116	5.2%
16	Ryan Oulahan	LW	73	19	12	31	7	31	3	1	1	137	13.9%
21	Francis Lemieux	LW	58	13	16	29	12	48	2	0	3	109	11.9%
27	Aaron Gagnon	C	61	8	11	19	6	28	0	2	2	87	9.2%
23	Jamie Tardif	RW	55	9	9	18	-1	43	0	0	0	124	7.3%
26	Landon Wilson	LW	15	8	7	15	2	37	7	0	0	411	9.5%
4	Jonathan Ericsson	D	40	2	13	15	12	48	2	0	0	78	2.6%
12	Tom Galvin	D	71	2	13	15	2	40	0	0	0	50	4.0%
3	Logan Pyett	D	61	3	11	14	-1	12	0	0	1	71	4.2%
25	Darren McCarty	RW	19	5	6	11	0	21	0	0	1	29	17.2%
28	Sergei Kolosov	D	70	4	7	11	-4	36	1	0	0	55	7.3%
13	Jan Mursak	RW	51	2	7	9	0	25	0	0	0	77	2.6%
44	Aaron Downey	RW	65	2	7	9	-8	126	0	0	0	46	4.3%
10	Jason Jozsa	D	50	1	6	7	9	30	0	0	1	39	2.6%
32	Brian Lashoff	D	6	1	4	5	1	0	1	0	0	10	10.0%
22	Mike Walsh	RW	15	3	1	4	-1	10	0	0	1	11	27.3%
2	P.J. Atherton	D	16	1	2	3	-1	12	0	0	0	16	6.3%
26	Joakim Andersson	C	1	0	1	1	0	2	0	0	0	2	0.0%
22	Chris Chelios	D	2	0	1	1	0	2	0	0	0	4	0.0%
6	Brett Peterson	D	18	0	1	1	0	4	0	0	0	20	0.0%
37	Zack Torquato	C	1	0	0	0	0	0	0	0	0	0	0.0%
14	Brent Raedeke	D	2	0	0	0	-1	0	0	0	0	3	0.0%
46	Dan Charleston	F	3	0	0	0	0	4	0	0	0	3	0.0%
42	Randall Gelech	RW	5	0	0	0	-1	2	0	0	0	60	0.0%

NO.	PLAYER	GP	MIN	GAA	W	L	SOL	EN	SO	GA	SAVES	SPCT
33	Jimmy Howard	45	2,644	2.54	21	18	4	1	4	112	1,215	.916
31	Daniel Larsson	40	2,152	2.76	22	12	2	3	5	99	964	.907
1	Jordan Pearce	1	59	5.11	0	1	0	0	0	5	33	.868

2007-08 GRAND RAPIDS GRIFFINS REGULAR SEASON STATISTICS

NO.	PLAYER	POS	GP	G	A	PTS	+/-	PIM	PP	SH	GW	FG	OT	UG	SHT	PCT
14	Corazzini, Carl	RW	80	24	36	60	-19	14	12	1	5	6	1	2	274	8.0%
17	Cullen, Mark	C	59	16	31	47	-10	61	8	2	1	2	0	2	158	10.1%
7	Stafford, Garrett	D	69	11	33	44	-4	36	7	1	0	2	0	0	141	7.8%
3	Hartigan, Mark	C	48	23	19	42	-6	76	8	1	4	6	0	2	160	14.4%
9	McGrath, Evan	C	78	18	17	35	-7	26	6	0	2	0	1	2	153	11.8%
25	Tardif, Jamie	RW	80	17	17	34	-6	90	4	0	1	2	0	2	246	6.9%
4	Ericsson, Jonathan	D	69	10	24	34	4	83	6	0	0	5	0	2	124	8.1%
15	Helm, Darren	C	67	16	15	31	-13	30	2	2	3	3	0	3	181	8.8%
16	Oulahen, Ryan	LW	75	14	16	30	-11	47	4	1	3	1	0	2	165	8.5%
26	Ritola, Mattias	LW	72	7	15	22	10	62	0	0	2	1	0	1	117	6.0%
22	Quincey, Kyle	D	66	5	15	20	-6	149	2	0	1	0	0	1	144	3.5%
5	Kindl, Jakub	D	75	3	14	17	-34	82	2	0	0	0	0	1	80	3.8%
12	Galvin, Tom	D	75	1	16	17	10	46	0	1	0	0	0	0	49	2.0%
21	Engelhardt, Brett	RW	42	8	8	16	-9	33	3	0	2	1	0	1	101	7.9%
11	Gelech, Randall	RW	70	7	8	15	-9	37	1	0	1	2	0	0	109	6.4%
18	Insana, Jon	D	65	0	13	13	-6	39	0	0	0	0	0	0	57	0.0%
21	Lemieux, Francis	RW	26	6	5	11	0	28	0	0	1	2	0	1	45	13.3%
25	McCarty, Darren	RW	13	5	5	10	-1	21	1	0	1	0	0	0	29	17.2%
6	Redenbach, Tyler	C	28	3	7	10	-4	10	1	0	0	0	0	0	48	6.3%
29	Ryno, Johan	LW	12	3	4	7	3	8	1	0	0	0	0	0	20	15.0%
10	Jozsa, Jason	D	23	1	5	6	-8	12	1	0	0	0	0	0	34	2.9%
34	O'Leary, Mark	LW	16	3	1	4	-3	29	0	0	0	0	0	0	21	14.3%
28	Meech, Derek	D	6	1	1	2	-7	0	1	0	0	0	0	0	11	9.1%
2	Ference, Brad	D	32	1	1	2	-5	78	0	0	0	0	0	1	32	3.1%
8	Kinley, Cleve	D	10	0	2	2	-2	2	0	0	0	0	0	0	9	0.0%
29	Fojtik, Josef	LW	13	0	2	2	-4	12	0	0	0	0	0	0	20	0.0%
33	Howard, Jimmy	G	54	0	2	2	0	28	0	0	0	0	0	0	0	0.0%
10	Walsh, Mike	LW	9	1	0	1	-5	2	0	0	0	0	0	0	7	14.3%
23	Torquato, Zack	C	11	1	0	1	0	8	0	0	0	0	0	0	11	9.1%
27	Keefe, Adam	RW	32	1	0	1	-5	124	0	0	0	0	0	0	17	5.9%
23	Karlander, Kory	LW	2	0	1	1	1	2	0	0	0	0	0	0	4	0.0%
8	Hay, Darrell	D	4	0	1	1	-3	2	0	0	0	0	0	0	4	0.0%
8	Emmertson, Cory	LW	7	0	1	1	0	0	0	0	0	0	0	0	11	0.0%
1	Turple, Dan	G	1	0	0	0	0	0	0	0	0	0	0	0	0	0.0%
34	Moyer, Russ	D	2	0	0	0	-2	0	0	0	0	0	0	0	0	0.0%
10	Mueller, Chris	RW	2	0	0	0	2	0	0	0	0	0	0	0	3	0.0%
19	Novotney, Landon	LW	2	0	0	0	0	0	0	0	0	0	0	0	2	0.0%
1	Rudkowsky, Cody	G	2	0	0	0	0	0	0	0	0	0	0	0	0	0.0%
19	Grigorenko, Igor	RW	5	0	0	0	-1	4	0	0	0	0	0	0	8	0.0%
34	Clark, Neil	LW	14	0	0	0	-3	14	0	0	0	0	0	0	7	0.0%
31	Berkhoel, Adam	G	31	0	0	0	0	2	0	0	0	0	0	0	0	0.0%
	Bench		80	4		4		16								

NO.	PLAYER	GP	MIN	GAA	W	L	SOL	EN	SO	GA	SAVES	SPCT
33	Howard, Jimmy	54	3097:11	2.83	21	28	2	4	2	146	1421	0.907
31	Berkhoel, Adam	31	1697:07	2.93	10	14	4	3	1	83	657	0.888
1	Turple, Dan	1	20:00	3.00	0	0	0	0	0	1	6	0.857

FORWARDS

No.	Player	Pos.	Sh.	Ht.	Wt.	Birthplace	D.O.B.
8	JUSTIN ABDELKADER	C	L	6-1	212	MUSKEGON, MI	2-25-87
11	DAN CLEARY	RW	L	6-0	210	CARBONEAR, NL	12-18-78
13	PAVEL DATSYUK	C	L	5-11	194	SVERDLOVSK, RUSSIA	7-20-78
15	JEREMY WILLIAMS	RW	R	6-0	195	REGINA, SK	1-26-84
17	PATRICK EAVES	RW	R	6-0	190	CALGARY, AB	5-1-84
18	KIRK MALTBY	LW	R	6-0	195	GUELPH, ON	12-22-72
21	VILLE LEINO	LW	L	6-1	190	SAVONLINNA, FINLAND	10-6-83
29	JASON WILLIAMS	C	R	5-11	192	LONDON, ON	8-11-80
32	KRIS NEWBURY	C	L	5-10	205	BRAMPTON, ON	2-19-82
33	KRIS DRAPER	C	L	5-10	188	TORONTO, ON	5-24-71
40	HENRIK ZETTERBERG	C	L	5-11	195	NJURUNDA, SWEDEN	10-9-80
43	DARREN HELM	C	L	5-11	195	WINNIPEG, MB	1-21-87
44	TODD BERTUZZI	LW	L	6-3	230	SUDBURY, ONT	2-2-75
51	VALTTERI FILPPULA	C	L	6-0	193	VANTAA, FINLAND	3-20-84
93	JOHAN FRANZEN	RW	L	6-3	222	VETLANDA, SWEDEN	12-23-79
96	TOMAS HOLMSTROM	LW	L	6-0	203	PITEA, SWEDEN	1-23-73

DEFENSEMEN

No.	Player	Pos.	Sh.	Ht.	Wt.	Birthplace	D.O.B.
3	ANDREAS LILJA	D	L	6-3	220	HELSIN, SWEDEN	7-13-75
4	ANDY DELMORE	D	R	6-1	200	LASALLE, ON	12-26-09
5	NICKLAS LIDSTROM	D	L	6-1	191	VASTERAS, SWEDEN	4-28-70
14	DEREK MEECH	D	L	5-11	200	WINNIPEG, MB	4-21-84
22	BRETT LEBDA	D	L	5-9	195	BUFFALO GROVE, IL	1-15-82
23	BRAD STUART	D	L	6-2	210	ROCKY MOUNTAIN HOUSE, AB	11-6-79
28	BRIAN RAFALSKI	D	R	5-10	195	DEARBORN, MI	9-28-73
37	DOUG JANIK	D	L	6-2	215	AGAWAM, MA	3-26-80
46	JAKUB KINDL	D	L	6-2	210	SUMPERK, CZECH REP.	2-10-87
52	JONATHAN ERICSSON	D	L	6-4	220	KARLSKRONA, SWEDEN	3-2-84
55	NIKLAS KRONWALL	D	L	6-0	192	STOCKHOLM, SWEDEN	1-12-81

RED WINGS ROSTER

FORWARDS

2008-09 LG/Team	Regular Season		Playoffs	
	GP	G	A	PTS
AHL/GRAND RAPIDS GRIFFINS	76	24	28	52
NHL/DETROIT RED WINGS	74	14	26	40
NHL/DETROIT RED WINGS	81	32	65	97
AHL/TORONTO MARLIES	46	27	13	40
NHL/CAROLINA HURRICANES	74	6	8	14
NHL/DETROIT RED WINGS	78	5	6	11
NHL/DETROIT RED WINGS	13	5	4	9
NHL/COLUMBUS BLUE JACKETS	39	12	17	29
AHL/TORONTO MARLIES	33	6	23	29
NHL/DETROIT RED WINGS	79	7	10	17
NHL/DETROIT RED WINGS	77	31	42	73
NHL/DETROIT RED WINGS	16	0	1	1
NHL/CALGARY FLAMES	66	55	29	44
NHL/DETROIT RED WINGS	80	12	28	40
NHL/DETROIT RED WINGS	71	34	25	59
NHL/DETROIT RED WINGS	53	14	23	37

DEFENSEMEN

2008-09 LG/Team	Regular Season		Playoffs	
	GP	G	A	PTS
NHL/DETROIT RED WINGS	60	2	11	13
DEL/HAMBURG FREEZERS	52	9	22	31
NHL/DETROIT RED WINGS	78	16	43	59
NHL/DETROIT RED WINGS	41	2	5	7
NHL/DETROIT RED WINGS	65	6	10	16
NHL/DETROIT RED WINGS	67	2	13	15
NHL/DETROIT RED WINGS	78	10	49	59
AHL/HAMILTON BULLDOGS	18	0	5	5
AHL/GRAND RAPIDS GRIFFINS	78	6	27	33
NHL/DETROIT RED WINGS	19	1	3	4
NHL/DETROIT RED WINGS	80	6	45	51

GOALTENDERS

No.	Player	Pos.	Catch	Ht.	Wt.	Birthplace	D.O.B.
30	CHRIS OSGOOD	G	L	5-10	180	PEACE RIVER, AB	11-26-72
31	DANIEL LARSSON	G	L	6-0	184	BODEN, SWEDEN	2-7-86
35	JIMMY HOWARD	G	L	6-0	210	SYRACUSE, NY	3-26-84

RED WINGS ROSTER (cont.)

GOALTENDERS 2008-09 LG/Team	GP	Regular Season W-L-T/OTL	GAA	Playoffs SO
NHL/DETROIT RED WINGS	46	26-9-8	3.09	2
AHL/GRAND RAPIDS GRIFFINS	40	22-12-2	2.76	5
AHL/GRAND RAPIDS GRIFFINS	45	21-18-4	2.54	4

2008-2009 NHL STANDINGS

WESTERN CONFERENCE

CENTRAL DIVISION

	GP	W	L	OT	Pts	GF	GA	Home	Away
DETROIT RED WINGS	82	51	21	10	112	295	244	27-9-5	24-12-5
CHICAGO BLACKHAWKS	82	46	24	12	104	264	216	24-9-8	22-15-4
ST LOUIS BLUES	82	41	31	10	92	233	233	23-13-5	18-18-5
COLUMBUS BLUE JACKETS	82	41	31	10	92	226	230	25-13-3	16-18-7
NASHVILLE PREDATORS	82	40	34	8	88	213	233	24-13-4	16-21-4

PACIFIC DIVISION

	GP	W	L	OT	Pts	GF	GA	Home	Away
SAN JOSE SHARKS	82	53	18	11	117	257	204	32-5-4	21-13-7
ANAHEIM DUCKS	82	42	33	7	91	245	238	20-18-3	22-15-4
DALLAS STARS	82	36	35	11	83	230	257	20-16-5	16-19-6
PHOENIX COYOTES	82	36	39	7	79	208	252	23-15-3	13-24-4
LOS ANGELES KINGS	82	34	37	11	79	207	234	18-15-8	16-22-3

NORTHWEST DIVISION

	GP	W	L	OT	Pts	GF	GA	Home	Away
VANCOUVER CANUCKS	82	45	27	10	100	246	220	24-12-5	21-15-5
CALGARY FLAMES	82	46	30	6	98	254	248	27-10-4	19-20-2
MINNESOTA WILD	82	40	33	9	89	219	200	23-11-7	17-22-2
EDMONTON OILERS	82	38	35	9	85	234	248	18-17-6	20-18-3
COLORADO AVALANCHE	82	32	45	5	69	199	257	18-21-2	14-24-3

EASTERN CONFERENCE

NORTHEAST DIVISION

	GP	W	L	OT	Pts	GF	GA	Home	Away
BOSTON BRUINS	82	53	19	10	116	274	196	29-6-6	24-13-4
MONTRÉAL CANADIENS	82	41	30	11	93	249	247	24-10-7	17-20-4
BUFFALO SABRES	82	41	32	9	91	250	234	23-15-3	18-17-6
OTTAWA SENATORS	82	36	35	11	83	217	237	22-12-7	14-23-4
TORONTO MAPLE LEAFS	82	34	35	13	81	250	293	16-16-9	18-19-4

ATLANTIC DIVISION

	GP	W	L	OT	Pts	GF	GA	Home	Away
NEW JERSEY DEVILS	82	51	27	4	106	244	209	28-12-1	23-15-3
PITTSBURGH PENGUINS	82	45	28	9	99	264	239	25-13-3	20-15-6
PHILADELPHIA FLYERS	82	44	27	11	99	264	238	24-13-4	20-14-7
NEW YORK RANGERS	82	43	30	9	95	210	218	26-11-4	17-19-5
NEW YORK ISLANDERS	82	26	47	9	61	201	279	17-18-6	9-29-3

SOUTHEAST DIVISION

	GP	W	L	OT	Pts	GF	GA	Home	Away
WASHINGTON CAPITALS	82	50	24	8	108	272	245	29-9-3	21-15-5
CAROLINA HURRICANES	82	45	30	7	97	239	226	26-14-1	19-16-6
FLORIDA PANTHERS	82	41	30	11	93	234	231	22-12-7	19-18-4
ATLANTA THRASHERS	82	35	41	6	76	257	280	18-21-2	17-20-4
TAMPA BAY LIGHTNING	82	24	40	18	66	210	279	12-18-11	12-22-7

2008-2009 NHL SEASON SCORING LEADERS

Player	Team	Pos	GP	G	A	P	+/-	PIM	PP	SH	GW	OT	S	S%
1 Evgeni Malkin	PIT	C	82	35	78	113	17	80	14	2	4	2	290	12.1
2 Alex Ovechkin	WSH	L	79	56	54	110	8	72	19	1	10	2	528	10.6
3 Sidney Crosby	PIT	C	77	33	70	103	3	76	7	0	3	1	238	13.9
4 Pavel Datsyuk	DET	C	81	32	65	97	34	22	11	1	3	0	248	12.9
5 Zach Parise	NJD	L	82	45	49	94	30	24	14	0	8	3	364	12.4
6 Ilya Kovalchuk	ATL	L	79	43	48	91	-12	50	12	0	6	1	275	15.6
7 Ryan Getzlaf	ANA	C	81	25	66	91	5	121	9	0	2	0	227	11.0
8 Jarome Iginla	CGY	R	82	35	54	89	-2	37	10	0	4	0	289	12.1
9 Marc Savard	BOS	C	82	25	63	88	25	70	9	0	5	0	213	11.7
10 Nicklas Backstrom	WSH	C	82	22	66	88	16	46	14	0	1	0	174	12.6
11 Joe Thornton	SJS	C	82	25	61	86	16	56	11	0	3	1	139	18.0
12 Jeff Carter	PHI	C	82	46	38	84	23	68	13	4	12	3	342	13.5
13 Michael Cammalleri	CGY	L	81	39	43	82	-2	44	19	0	6	1	255	15.3
14 Daniel Sedin	VAN	L	82	31	51	82	24	36	9	0	7	0	285	10.9
15 Henrik Sedin	VAN	C	82	22	60	82	22	48	4	0	8	2	143	15.4
16 Martin St. Louis	TBL	R	82	30	50	80	4	14	7	2	3	1	262	11.5
17 Mike Richards	PHI	C	79	30	50	80	22	63	8	7	4	2	238	12.6
18 Rick Nash	CBJ	L	78	40	39	79	11	52	6	5	5	2	263	15.2
19 Alexander Semin	WSH	L	62	34	45	79	25	77	8	0	8	2	223	15.2
20 Patrik Elias	NJD	L	77	31	47	78	18	32	12	2	6	1	247	12.6
21 Mike Ribeiro	DAL	C	82	22	56	78	-4	52	7	0	1	0	163	13.5
22 Martin Havlat	CHI	R	81	29	48	77	29	30	5	0	5	2	249	11.6
23 Ray Whitney	CAR	L	82	24	53	77	2	32	7	0	2	1	219	11.0
24 Vyacheslav Kozlov	ATL	L	82	26	50	76	-14	44	12	0	3	0	165	15.8
25 Eric Staal	CAR	C	82	40	35	75	15	50	14	1	8	1	372	10.8

2008-2009 NHL SEASON GOALTENDING LEADERS

(Minimum 25 games played)

Goals Against Average

Player	Team	GP	W	L	OT	SA	GA	GAA	Sv	Sv%	SO	TO
1 Tim Thomas	BOS	54	36	11	7	1694	114	2.10	1580	.933	5	3,258:49
2 Steve Mason	CBJ	61	33	20	7	1658	140	2.29	1518	.916	10	3,663:37
3 Niklas Backstrom	MIN	71	37	24	8	2059	159	2.33	1900	.923	8	4,088:03
4 Nikolai Khabibulin	CHI	42	25	8	7	1192	96	2.33	1096	.919	3	2,467:15
5 Roberto Luongo	VAN	54	33	13	7	1542	124	2.34	1418	.920	9	3,181:05
6 Pekka Rinne	NSH	52	29	15	4	1435	119	2.38	1316	.917	7	2,999:12
7 Jonas Hiller	ANA	46	23	15	1	1217	99	2.39	1118	.919	4	2,486:18
8 Scott Clemmensen	NJD	40	25	13	1	1138	94	2.39	1044	.917	2	2,355:56
9 Martin Brodeur	NJD	31	19	9	3	870	73	2.41	797	.916	5	1,813:35
10 Chris Mason	STL	57	27	21	7	1544	129	2.41	1415	.916	6	3,214:54



Dan Cleary scores the series clinching goal in Round Two vs. the Anaheim Ducks

2008-2009 NHL ALL-STARS TEAMS

FIRST TEAM	POS	SECOND TEAM
TIM THOMAS Boston Bruins	G	STEVE MASON Columbus Blue Jackets
MIKE GREEN Washington Capitals	D	NICKLAS LIDSTROM Detroit Red Wings
ZDENO CHARA Boston Bruins	D	DAN BOYLE San Jose Sharks
EVGENI MALKIN Pittsburgh Penguins	C	PAVEL DATSYUK Detroit Red Wings
JAROME IGINLA Calgary Flames	RW	MARIAN HOSSA Detroit Red Wings
ALEXANDER OVECHKIN Washington Capitals	LW	ZACH PARISE New Jersey Devils

2008-09 NHL ALL ROOKIE TEAM

ROOKIE TEAM	POS
STEVE MASON, Columbus Blue Jackets	G
DREW DOUGHTY, Los Angeles Kings	D
LUKE SCHENN, Toronto Maple Leafs	D
PATRICK BERGLUND, St. Louis Blues	F
BOBBY RYAN, Anaheim Ducks	F
KRIS VERSTEEG, Chicago Blackhawks	F



Pavel Datsyuk
Detroit

Selke Trophy (*Top Defensive Forward*)
Lady Byng Trophy (*Sportsmanship*)



2009 NHL TROPHY WINNERS



Alex Ovechkin
Washington

Lester B. Pearson Trophy, Hart Trophy, Maurice Richard Trophy
(NHLPA Top Player) (League MVP) (Most Goals)



Evgeni Malkin
Pittsburgh

Art Ross Trophy & Conn Smythe Trophy
(Leading Scorer) (Playoffs MVP)



Zdeno Chara
Boston

Norris Trophy
(Outstanding Defenseman)



Tim Thomas
Boston

Vezina Trophy
(Outstanding Goaltender)



Steve Mason
Columbus

Calder Trophy
(Rookie)



Claude Julien
Boston

Jack Adams Trophy
(Outstanding Coach)



Tim Thomas & Manny Fernandez
Boston

Jennings Trophy
(Fewest Goals Allowed)



Steve Sullivan
Nashville

Masterton Trophy
(Perseverance)



Jean Beliveau
Montreal

NHL Lifetime
Achievement Award



Jarome Iginla
Calgary

Messier Award
(Leadership)

2009 STANLEY CUP PLAYOFF RESULTS

(All Best-of-Seven Series)

CONFERENCE QUARTERFINALS

EASTERN CONFERENCE

SERIES 'A'

THU.	APR. 16	MONTREAL	2	AT	BOSTON	4
SAT.	APR. 18	MONTREAL	1	AT	BOSTON	5
MON.	APR. 20	BOSTON	4	AT	MONTREAL	2
WED.	APR. 22	BOSTON	4	AT	MONTREAL	1

(BOSTON WON SERIES 4-0)

SERIES 'B'

WED.	APR. 15	NY RANGERS	4	AT	WASHINGTON	3
SAT.	APR. 18	NY RANGERS	1	AT	WASHINGTON	0
MON.	APR. 20	WASHINGTON	4	AT	NY RANGERS	0
WED.	APR. 22	WASHINGTON	1	AT	NY RANGERS	2
FRI.	APR. 24	NY RANGERS	0	AT	WASHINGTON	4
SUN.	APR. 26	WASHINGTON	5	AT	NY RANGERS	3
TUES.	APR. 28	NY RANGERS	1	AT	WASHINGTON	2

(WASHINGTON WON SERIES 4-3)

SERIES 'C'

WED.	APR. 15	CAROLINA	1	AT	NEW JERSEY	4
FRI.	APR. 17	CAROLINA	2*	AT	NEW JERSEY	1
SUN.	APR. 19	NEW JERSEY	3**	AT	CAROLINA	2
TUE.	APR. 21	NEW JERSEY	3	AT	CAROLINA	4
THU.	APR. 23	CAROLINA	0	AT	NEW JERSEY	1
SUN.	APR. 26	NEW JERSEY	0	AT	CAROLINA	4
TUE.	APR. 28	CAROLINA	4	AT	NEW JERSEY	3

*TIM GLEASON SCORED AT 2:40 OF OVERTIME

**TRAVIS ZAJAC SCORED AT 4:58 OF OVERTIME

(CAROLINA WON SERIES 4-3)

SERIES 'D'

WED.	APR. 15	PHILADELPHIA	1	AT	PITTSBURGH	4
FRI.	APR. 17	PHILADELPHIA	2	AT	PITTSBURGH	3*
SUN.	APR. 19	PITTSBURGH	3	AT	PHILADELPHIA	6
TUE.	APR. 21	PITTSBURGH	3	AT	PHILADELPHIA	1
THU.	APR. 23	PHILADELPHIA	3	AT	PITTSBURGH	0
SAT.	APR. 25	PITTSBURGH	5	AT	PHILADELPHIA	3

*BILL GUERIN SCORED AT 18:29 OF OVERTIME

(PITTSBURGH WON SERIES 4-2)

WESTERN CONFERENCE

SERIES 'E'

THU.	APR. 16	ANAHEIM	2	AT	SAN JOSE	0
SUN.	APR. 19	ANAHEIM	3	AT	SAN JOSE	2
TUE.	APR. 21	SAN JOSE	4	AT	ANAHEIM	3
THU.	APR. 23	SAN JOSE	0	AT	ANAHEIM	4
SAT.	APR. 25	ANAHEIM	2	AT	SAN JOSE	3*
MON.	APR. 27	SAN JOSE	1	AT	ANAHEIM	4

*PATRICK MARLEAU SCORED AT 6:02 OF OVERTIME

(ANAHEIM WON SERIES 4-2)

SERIES 'F'						
THU.	APR. 16	COLUMBUS	1	AT	DETROIT	4
SAT.	APR. 18	COLUMBUS	0	AT	DETROIT	4
TUE.	APR. 21	DETROIT	4	AT	COLUMBUS	1
THU.	APR. 23	DETROIT	6	AT	COLUMBUS	5
(DETROIT WON SERIES 4-0)						

SERIES 'G'						
WED.	APR. 15	ST. LOUIS	1	AT	VANCOUVER	2
FRI.	APR. 17	ST. LOUIS	0	AT	VANCOUVER	3
SUN.	APR. 19	VANCOUVER	3	AT	ST. LOUIS	2
TUE.	APR. 21	VANCOUVER	3*	AT	ST. LOUIS	2
*ALEX BURROWS SCORED AT 19:41 OF OVERTIME						
(VANCOUVER WON SERIES 4-0)						

SERIES 'H'						
THU.	APR. 16	CALGARY	2	AT	CHICAGO	3*
SAT.	APR. 18	CALGARY	2	AT	CHICAGO	3
MON.	APR. 20	CHICAGO	2	AT	CALGARY	4
WED.	APR. 22	CHICAGO	4	AT	CALGARY	6
SAT.	APR. 25	CALGARY	1	AT	CHICAGO	5
MON.	APR. 27	CHICAGO	4	AT	CALGARY	1
*MARTIN HAVLAT SCORED AT 0:12 OF OVERTIME						
(CHICAGO WON SERIES 4-2)						

CONFERENCE SEMIFINALS

EASTERN CONFERENCE

SERIES 'I'						
FRI.	MAY 1	CAROLINA	1	AT	BOSTON	4
SUN.	MAY 3	CAROLINA	3	AT	BOSTON	0
WED.	MAY 6	BOSTON	2	AT	CAROLINA	3*
FRI.	MAY 8	BOSTON	1	AT	CAROLINA	4
SUN.	MAY 10	CAROLINA	0	AT	BOSTON	4
TUE.	MAY 12	BOSTON	4	AT	CAROLINA	2
THU.	MAY 14	CAROLINA	3**	AT	BOSTON	2
*JUSSI JOKINEN SCORED AT 2:48 OF OVERTIME						
**SCOTT WALKER SCORED AT 18:46 OF OVERTIME						
(CAROLINA WON SERIES 4-3)						

SERIES 'J'						
SAT.	MAY 2	PITTSBURGH	2	AT	WASHINGTON	3
MON.	MAY 4	PITTSBURGH	3	AT	WASHINGTON	4
WED.	MAY 6	WASHINGTON	2	AT	PITTSBURGH	3*
FRI.	MAY 8	WASHINGTON	3	AT	PITTSBURGH	5
SAT.	MAY 9	PITTSBURGH	4**	AT	WASHINGTON	3
MON.	MAY 11	WASHINGTON	5***	AT	PITTSBURGH	4
WED.	MAY 13	PITTSBURGH	6	AT	WASHINGTON	2
*KRIS LETANG SCORED AT 11:23 OF OVERTIME						
**EVGENI MALKIN SCORED AT 3:28 OF OVERTIME						
***DAVID STECKEL SCORED AT 6:22 OF OVERTIME						
(PITTSBURGH WON SERIES 4-3)						

WESTERN CONFERENCE

SERIES 'K'

FRI.	MAY 1	ANAHEIM	2	AT	DETROIT	3
SUN.	MAY 3	ANAHEIM	4*	AT	DETROIT	3
TUE.	MAY 5	DETROIT	1	AT	ANAHEIM	2
THU.	MAY 7	DETROIT	6	AT	ANAHEIM	3
SUN.	MAY 10	ANAHEIM	1	AT	DETROIT	4
TUE.	MAY 12	DETROIT	1	AT	ANAHEIM	2
THU.	MAY 14	ANAHEIM	3	AT	DETROIT	4

*TODD MARCHANT SCORED AT 1:15 OF 3RD OVERTIME
(DETROIT WON SERIES 4-3)

SERIES 'L'

THU.	APR. 30	CHICAGO	3	AT	VANCOUVER	5
SAT.	MAY 2	CHICAGO	6	AT	VANCOUVER	3
TUE.	MAY 5	VANCOUVER	3	AT	CHICAGO	1
THU.	MAY 7	VANCOUVER	1	AT	CHICAGO	2*
SAT.	MAY 9	CHICAGO	4	AT	VANCOUVER	2
MON.	MAY 11	VANCOUVER	5	AT	CHICAGO	7

*ANDREW LADD SCORED AT 2:52 OF OVERTIME
(CHICAGO WON SERIES 4-2)

CONFERENCE FINALS EASTERN CONFERENCE

SERIES 'M'

MON.	MAY 18	CAROLINA	2	AT	PITTSBURGH	3
THU.	MAY 21	CAROLINA	4	AT	PITTSBURGH	7
SAT.	MAY 23	PITTSBURGH	6	AT	CAROLINA	2
TUE.	MAY 26	PITTSBURGH	4	AT	CAROLINA	1

(PITTSBURGH WON SERIES 4-0)

WESTERN CONFERENCE SERIES 'N'

SUN.	MAY 17	CHICAGO	2	AT	DETROIT	5
TUE.	MAY 19	CHICAGO	2	AT	DETROIT	3*
FRI.	MAY 22	DETROIT	3	AT	CHICAGO	4**
SUN.	MAY 24	DETROIT	6	AT	CHICAGO	1
WED.	MAY 27	CHICAGO	1	AT	DETROIT	2***

*MIKAEL SAMUELSSON SCORED AT 5:14 IN OVERTIME
**PATRICK SHARP SCORED AT 1:52 IN OVERTIME
***DARREN HELM SCORED AT 3:58 IN OVERTIME
(DETROIT WON SERIES 4-1)

STANLEY CUP FINAL SERIES 'O'

SAT.	MAY 30	PITTSBURGH	1	AT	DETROIT	3
SUN.	MAY 31	PITTSBURGH	1	AT	DETROIT	3
TUE.	JUNE 2	DETROIT	2	AT	PITTSBURGH	4
THU.	JUNE 4	DETROIT	2	AT	PITTSBURGH	4
SAT.	JUNE 6	PITTSBURGH	0	AT	DETROIT	5
TUE.	JUNE 9	DETROIT	1	AT	PITTSBURGH	2
FRI.	JUNE 12	PITTSBURGH	2	AT	DETROIT	1

(PITTSBURGH WON SERIES 4-3)

2009 NHL PLAYOFF SCORING LEADERS

	Player	Team	Pos	GP	G	A	P	+/-	PIM	PP	SH	GW	OT	S	S%
1	Eveni Malkin	PIT	C	24	14	22	36	3	51	7	0	3	1	104	13.5
2	Sidney Crosby	PIT	C	24	15	16	31	9	14	5	0	2	0	79	19.0
3	Henrik Zetterberg	DET	L	23	11	13	24	13	13	4	0	0	0	82	13.4
4	Johan Franzen	DET	C	23	12	11	23	8	12	4	0	3	0	72	16.7
5	Alex Ovechkin	WSH	L	14	11	10	21	10	8	3	0	1	0	90	12.2
6	Ryan Getzlaf	ANA	C	13	4	14	18	3	25	1	0	0	0	25	16.0
7	Niklas Lidstrom	DET	D	21	4	12	16	11	6	3	0	1	0	59	6.8
8	Valtteri Filppula	DET	C	23	3	13	16	8	8	1	0	1	0	35	8.6
9	Eric Staal	CAR	C	18	10	5	15	-3	4	3	0	1	0	73	13.7
10	Dan Cleary	DET	R	23	9	6	15	17	12	0	0	3	0	57	15.8
11	Bill Guerin	PIT	R	24	7	8	15	8	15	2	0	2	1	70	10.0
12	Marian Hossa	DET	R	23	6	9	15	5	10	2	1	1	0	100	6.0
13	Martin Havlat	CHI	R	16	5	10	15	0	8	0	0	1	1	35	14.3
14	Nicklas Backstrom	WSH	C	14	3	12	15	3	8	2	0	0	0	33	9.1
15	Patrick Kane	CHI	R	16	9	5	14	-9	12	2	0	0	0	34	26.5
16	Corey Perry	ANA	R	13	8	6	14	2	36	2	0	1	0	41	19.5
17	Ruslan Fedotenko	PIT	L	24	7	7	14	9	4	0	0	0	0	58	12.1
18	Alexander Semin	WSH	L	14	5	9	14	-1	16	1	0	1	0	42	11.9
19	Sergei Gonchar	PIT	D	22	3	11	14	3	12	2	0	2	0	41	7.3
20	Chris Kunitz	PIT	L	24	1	13	14	3	19	0	0	0	0	46	2.2
21	Maxime Talbot	PIT	C	24	8	5	13	8	19	0	0	2	0	37	21.6
22	Jonathan Toews	CHI	C	17	7	6	13	-1	26	5	0	2	0	43	16.3
23	Marc Savard	BOS	C	11	6	7	13	2	4	3	0	2	0	17	35.3
24	Michael Ryder	BOS	R	11	5	8	13	4	8	1	0	1	0	25	20.0
25	Kris Letang	PIT	D	23	4	9	13	1	26	2	0	1	1	54	7.4

2009 NHL PLAYOFF GOALTENDING LEADERS

	Player	Team	GP	W	L	OT	SA	GA	GAA	Sv	Sv%	SO	GA	TOI
1	Tim Thomas	BOS	11	7	4	0	323	21	1.85	302	.935	1	1	679:44
2	Chris Osgood	DET	23	15	8	0	637	47	2.01	590	.926	2	2	1,405:51
3	Jonas Hiller	ANA	13	7	6	0	524	30	2.23	494	.943	2	0	806:43
4	Martin Brodeur	NJD	7	3	4	0	239	17	2.39	222	.929	1	0	426:41
5	Roberto Luongo	VAN	10	6	4	0	304	26	2.52	278	.914	1	0	617:57
6	Simeon Varlamov	WSH	13	7	6	0	389	32	2.53	357	.918	2	0	758:52
7	Marc-Andre Fleury	PIT	24	16	8	0	686	63	2.61	623	.908	0	0	1,447:18
8	Cam Ward	CAR	18	8	10	0	576	49	2.67	527	.915	2	0	1,101:26
9	Nikolai Khabibulin	CHI	15	8	6	0	421	43	2.93	378	.898	0	0	880:58

RED WINGS' FINAL 2008-2009 REGULAR SEASON STATISTICS

(82 Games, October 9 – April 12)

Rk	Pos	Player	Sw #	GP	TOI/G	G	A	Pts	+/-	PIM	PP	SHG	GW	S	S%
1	C	Pavel Datsyuk	13	81	19:12	32	65	97	34	22	11	1	3	248	12.9
2	L	Henrik Zetterberg	40	77	19:52	31	42	73	13	36	12	2	5	309	10.0
3	R	Marian Hossa	81	74	17:47	40	31	71	27	63	10	0	8	307	13.0
4	C	Johan Franzen	93	71	18:06	34	25	59	21	44	11	1	8	246	13.8
5	D	Nicklas Lidstrom	5	78	24:49	16	43	59	31	30	10	0	4	180	8.9
6	D	Brian Rafalski	28	78	23:10	10	49	59	17	20	5	0	1	141	7.1
7	C	Jiri Hudler	26	82	13:39	23	34	57	7	16	6	0	2	155	14.8
8	D	Niklas Kronwall	55	80	22:53	6	45	51	2	50	4	0	1	121	5.0
9	R	Mikael Samuelsson	37	81	15:22	19	21	40	0	50	7	0	1	257	7.4
10	R	Dan Cleary	11	74	16:56	14	26	40	0	46	3	0	3	163	8.6
11	C	Valtteri Filppula	51	80	16:06	12	28	40	9	42	1	0	1	129	9.3
12	L	Tomas Holmstrom	96	53	15:15	14	23	37	18	38	8	0	1	75	18.7
13	R	Tomas Kopecky	82	79	10:24	6	13	19	-7	46	1	1	2	110	5.5
14	C	Kris Draper	33	79	11:58	7	10	17	-13	40	0	1	2	93	7.5
15	D	Brett Lebda	22	65	13:38	6	10	16	9	48	0	0	1	69	8.7
16	D	Brad Stuart	23	67	20:13	2	13	15	-3	26	1	0	0	105	1.9
17	D	Andreas Lilja	3	60	16:59	2	11	13	13	66	0	0	0	60	3.3
18	L	Kirk Maltby	18	78	9:08	5	6	11	-9	28	0	0	1	58	8.6
19	L	*Ville Leino	21	13	12:42	5	4	9	5	6	0	0	1	17	29.4
20	D	Derek Meech	14	41	10:02	2	5	7	-12	12	0	0	0	44	4.5
21	D	*Jonathan Ericsson	52	19	17:40	1	3	4	-1	15	0	0	0	25	4.0
22	R	Aaron Downey	44	4	5:12	1	1	2	0	7	0	0	0	2	50.0
23	R	Darren McCarty	25	13	5:17	1	0	1	-2	25	0	0	0	6	16.7
24	C	*Darren Helm	43	16	12:25	0	1	1	-7	4	0	0	0	29	0.0
25	D	Chris Chelios	24	28	11:40	0	0	0	1	18	0	0	0	14	0.0
26	L	*Justin Abdelkader	8	2	9:17	0	0	0	0	0	0	0	0	2	0.0

GOALTENDERS

Rk	Pos	Goalie	Sw#	GP	W	L	OT	SA	GA	GAA	Sv	Sv%	SO	A	PIM	MIN
1	G	Chris Osgood	30	46	26	9	8	1,208	137	3.09	1071	.887	2	2	8	2,662:43
2	G	Ty Conklin	29	40	25	11	2	1,033	94	2.51	939	.909	6	0	4	2,246:02
3	G	*Jimmy Howard	35	1	0	1	0	28	4	4.07	24	.857	0	0	0	58:36

RED WINGS' 2009 PLAYOFF STATISTICS

(23 Games, April 16-June 12)

Rk	Pos	Player	Sw #	GP	TOI/G	G	A	Pts	+/-	PIM	PP	SHG	GW	S	S%
1	C	Henrik Zetterberg	40	23	22:09	11	13	24	13	13	4	0	0	82	13.4
2	L	Johan Franzen	93	23	19:40	12	11	23	8	12	4	0	3	72	16.7
3	D	Nicklas Lidstrom	5	21	25:38	4	12	16	11	6	3	0	1	59	6.8
4	C	Valtteri Filppula	51	23	17:37	3	13	16	8	8	1	0	1	35	8.6
5	R	Dan Cleary	11	23	16:54	9	6	15	17	12	0	0	3	57	15.8
6	R	Marian Hossa	81	23	18:38	6	9	15	5	10	2	1	1	100	6.0
7	L	Jiri Hudler	26	23	13:27	4	8	12	4	6	2	0	1	36	11.1
8	D	Brian Rafalski	28	18	22:26	3	9	12	11	11	3	0	1	24	12.5
9	R	Mikael Samuelsson	37	23	15:08	5	5	10	7	6	0	0	2	79	6.3
10	D	Brad Stuart	23	23	24:08	3	6	9	5	12	1	0	0	34	8.8
11	D	Niklas Kronwall	55	23	23:23	2	7	9	4	33	2	0	0	32	6.3
12	C	Pavel Datsyuk	13	16	20:05	1	8	9	5	9	1	0	0	52	1.9
13	D	Jonathan Ericsson	52	22	18:43	4	4	8	9	25	0	0	1	33	12.1
14	L	Tomas Holmstrom	96	23	13:44	2	5	7	-2	22	0	0	0	25	8.0
15	D	Brett Lebda	22	23	13:20	0	6	6	8	22	0	0	0	19	0.0
16	C	Darren Helm	43	23	12:05	4	1	5	1	4	0	0	1	42	9.5
17	L	Justin Abdelkader	8	10	6:58	2	1	3	2	0	0	0	0	11	18.2
18	L	Ville Leino	21	7	8:43	0	2	2	2	0	0	0	0	7	0.0
19	C	Kris Draper	33	8	8:36	1	0	1	0	0	0	0	0	6	16.7
20	L	Tomas Kopecky	82	8	9:31	0	1	1	0	7	0	0	0	13	0.0
21	R	Kirk Maltby	18	20	9:06	0	1	1	-1	2	0	0	0	12	0.0
22	D	Derek Meech	14	2	4:04	0	0	0	0	0	0	0	0	1	0.0
23	D	Chris Chelios	24	6	7:21	0	0	0	0	2	0	0	0	4	0.0

GOALTENDERS

Rk	Pos	Goalie	Sw #	GP	W	L	OT	SA	GA	GAA	Sv	Sv%	SO	A	PIM	MIN
1	G	Chris Osgood	30	23	15	8	0	637	47	2.01	590	0.926	2	2	2	1,450:51
2	G	Ty Conklin	29	1	0	0	0	9	0	0.00	9	1.000	0	0	0	19:3600

2008-2009 DETROIT RED WINGS'

Game	Date	Opposition	Result	Score	Record	Points
1	10/9/2008	TOR	L	2-3	0-1-0	0
2	10/11/2008	@ OTT	W	3-2	1-1-0	2
3	10/13/2008	@ CAR	W	3-1	2-1-0	4
4	10/16/2008	VAN	OTL	3-4	2-1-1	5
5	10/18/2008	NYR	OTW	5-4	3-1-1	7
6	10/22/2008	@ STL	W	4-3	4-1-1	9
7	10/24/2008	ATL	W	5-3	5-1-1	11
8	10/25/2008	@ CHI	SOW	6-5	6-1-1	13
9	10/27/2008	@ LA	SOW	4-3	7-1-1	15
10	10/29/2008	@ ANA	OTL	4-5	7-1-2	16
11	10/30/2008	@ SJ	L	2-4	7-2-2	16
12	11/2/2008	@ VAN	W	3-2	8-2-2	18
13	11/8/2008	NJ	W	3-1	9-2-2	20
14	11/11/2008	PIT	OTL	6-7	9-2-3	21
15	11/13/2008	@ TB	W	4-3	10-2-3	23
16	11/14/2008	@ FLA	W	3-2	11-2-3	25
17	11/17/2008	EDM	W	4-0	12-2-3	27
18	11/20/2008	@ EDM	W	4-3	13-2-3	29
19	11/22/2008	@ CGY	W	5-2	14-2-3	31
20	11/24/2008	@ VAN	OTL	2-3	14-2-4	32
21	11/26/2008	MTL	L	1-3	14-3-4	32
22	11/28/2008	CBJ	W	5-3	15-3-4	34
23	11/29/2008	@ BOS	L	1-4	15-4-4	34
24	12/1/2008	ANA	W	2-1	16-4-4	36
25	12/4/2008	VAN	W	6-5	17-4-4	38
26	12/6/2008	CHI	SOW	5-4	18-4-4	40
27	12/10/2008	CGY	OTW	4-3	19-4-4	42
28	12/12/2008	@ DAL	L	1-3	19-5-4	42
29	12/13/2008	@ PHX	SOW	5-4	20-5-4	44
30	12/15/2008	COL	L	2-3	20-6-4	44
31	12/18/2008	SJ	W	6-0	21-6-4	46
32	12/20/2008	LA	W	6-4	22-6-4	48
33	12/23/2008	STL	W	4-1	23-6-4	50
34	12/26/2008	@ NSH	L	2-3	23-7-4	50
35	12/27/2008	@ COL	SOL	3-4	23-7-5	51
36	12/30/2008	CHI	W	4-0	24-7-5	53
37	1/1/2009	@ CHI	W	6-4	25-7-5	55
38	1/3/2009	@ MIN	SOW	3-2	26-7-5	57
39	1/6/2009	CBJ	W	3-0	27-7-5	59
40	1/8/2009	DAL	W	6-1	28-7-5	61
41	1/10/2009	BUF	W	3-1	29-7-5	63
42	1/12/2009	@ DAL	OTL	4-5	29-7-6	64
43	1/14/2009	@ ANA	W	4-3	30-7-6	66
44	1/15/2009	@ LA	W	4-0	31-7-6	68
45	1/17/2009	@ SJ	L	5-6	31-8-6	68
46	1/20/2009	@ PHX	L	3-6	31-9-6	68
47	1/27/2009	@ CBJ	OTL	2-3	31-9-7	69
48	1/29/2009	DAL	L	2-4	31-10-7	69
49	1/31/2009	@ WSH	L	2-4	31-11-7	69
50	2/2/2009	STL	SOW	4-3	32-11-7	71
51	2/4/2009	PHX	W	5-4	33-11-7	73
52	2/7/2009	EDM	W	8-3	34-11-7	75
53	2/8/2009	@ PIT	W	3-0	35-11-7	77
54	2/10/2009	@ NSH	W	5-3	36-11-7	79
55	2/12/2009	MIN	W	4-2	37-11-7	81
56	2/13/2009	@ CBJ	L	2-3	37-12-7	81

GAME-BY-GAME RESULTS

GF	GA	Goaltender	Game Winning Goal
2	3	Osgood	Kulemin
5	5	Osgood	FRANZEN
8	6	Conklin	HOLMSTROM
11	10	Osgood	Burrows
16	14	Osgood	HOSSA
20	17	Conklin	FRANZEN
25	20	Osgood	ZETTERBERG
31	25	Conklin	HOSSA
35	28	Osgood	DATSYUK
39	33	Osgood	Beauchemin
41	37	Conklin	Clowe
44	39	Osgood	ZETTERBERG
47	40	Osgood	HOSSA
53	47	Osgood	Fedotenko
57	50	Osgood	FRANZEN
60	52	Conklin	FRANZEN
64	52	Conklin	KRONWALL
68	55	Osgood	HUDLER
73	57	Conklin	HUDLER
75	60	Osgood	Salo
76	63	Conklin	Plekanec
81	66	Osgood	HOSSA
82	70	Conklin	Kessel
84	71	Osgood	HOSSA
90	76	Osgood	CLEARY
95	80	Conklin	DATSYUK
99	83	Conklin	LIDSTROM
100	86	Conklin	Brunnstrom
105	90	Osgood	HUDLER
107	93	Osgood	Leopold
113	93	Conklin	FRANZEN
119	97	Conklin	CLEARY
123	98	Conklin	LIDSTROM
125	101	Conklin	Fiddler
128	105	Conklin	Wolski
132	105	Conklin	DATSYUK
138	109	Conklin	RAFALSKI
141	111	Conklin	DATSYUK
144	111	Conklin	DATSYUK
150	112	Osgood	CLEARY
153	113	Conklin	SAMUELSSON
157	118	Osgood	Daley
161	121	Osgood	FRANZEN
165	121	Conklin	MALTBY
170	127	Osgood	Marleau
173	133	Conklin	Jovanovski
175	136	Osgood	Nash
177	140	Osgood	Conner
179	144	Conklin	Ovechkin
183	147	Osgood	HOSSA
188	151	Osgood	LIDSTROM
196	154	Conklin	HOSSA
199	154	Conklin	DATSYUK
204	157	Conklin	ZETTERBERG
208	159	Osgood	DRAPER
210	162	Osgood	Williams

2008-2009 DETROIT RED WINGS'

Game	Date	Opposition	Result	Score	Record	Points
57	2/15/2009	COL	SOL	5-6	37-12-8	82
58	2/18/2009	NSH	W	6-2	38-12-8	84
59	2/20/2009	ANA	W	5-2	39-12-8	86
60	2/21/2009	@ MIN	L	2-5	39-13-8	86
61	2/25/2009	SJ	W	4-1	40-13-8	88
62	2/27/2009	LA	W	2-1	41-13-8	90
63	2/28/2009	@ NSH	L	0-8	41-14-8	90
64	3/3/2009	@ STL	W	5-0	42-14-8	92
65	3/4/2009	@ COL	W	3-2	43-14-8	94
66	3/7/2009	CBJ	L	2-8	43-15-8	94
67	3/10/2009	PHX	OTW	3-2	44-15-8	96
68	3/12/2009	CGY	SOL	5-6	44-15-9	97
69	3/14/2009	@ STL	W	5-2	45-15-9	99
70	3/15/2009	@ CBJ	W	4-0	46-15-9	101
71	3/17/2009	PHI	W	3-2	47-15-9	103
72	3/20/2009	@ ATL	W	6-3	48-15-9	105
73	3/23/2009	@ CGY	L	3-5	48-16-9	105
74	3/24/2009	@ EDM	W	3-2	49-16-9	107
75	3/27/2009	NYI	L	0-2	49-17-9	107
76	3/29/2009	NSH	L	3-4	49-18-9	107
77	4/2/2009	STL	L	4-5	49-19-9	107
78	4/5/2009	MIN	W	3-2	50-19-9	109
79	4/6/2009	@ BUF	W	4-1	51-19-9	111
80	4/9/2009	NSH	SOL	3-4	51-19-10	112
81	4/11/2009	CHI	L	2-4	51-20-10	112
82	4/12/2009	@ CHI	L	0-3	51-21-10	112

2009 PLAYOFFS

Game	Date	Opponent	Result	Score	Record	GF
1	4/16/09	Columbus	W	4-1	1-0	4
2	4/18/09	Columbus	W	4-0	2-0	8
3	4/21/09	at Columbus	W	4-1	3-0	12
4	4/23/09	at Columbus	W	6-5	4-0	18
5	5/1/09	Anaheim	W	3-2	5-0	21
6	5/3/09	Anaheim	L	3-4	5-1	24
7	5/5/09	at Anaheim	L	1-2	5-2	25
8	5/7/09	at Anaheim	W	6-3	6-2	31
9	5/10/09	Anaheim	W	4-1	7-2	35
10	5/12/09	at Anaheim	L	1-2	7-3	36
11	5/14/09	Anaheim	W	4-3	8-3	40
12	5/17/09	Chicago	W	5-2	9-3	45
13	5/19/09	Chicago	W	3-2	10-3	48
14	5/22/09	at Chicago	L	3-4	10-4	51
15	5/24/09	at Chicago	W	6-1	11-4	57
16	5/27/09	Chicago	W	2-1	12-4	59
17	5/30/09	Pittsburgh	W	3-1	13-4	62
18	5/31/09	Pittsburgh	W	3-1	14-4	65
19	6/2/09	at Pittsburgh	L	2-4	14-5	67
20	6/4/09	at Pittsburgh	L	2-4	14-6	69
21	6/6/09	Pittsburgh	W	5-0	15-6	74
22	6/9/09	at Pittsburgh	L	1-2	15-7	75
23	6/12/09	Pittsburgh	L	1-2	15-8	76

GAME-BY-GAME RESULTS *(continued)*

GF	GA	Goaltender	Game Winning Goal
215	168	Osgood	Leopold
221	170	Conklin	LIDSTROM
226	172	Conklin	ZETTERBERG
228	177	Howard	Bouchard
232	178	Conklin	LEINO
234	179	Osgood	KOPECKY
234	187	Conklin	Koistinen
239	187	Osgood	KOPECKY
242	189	Conklin	DRAPER
244	197	Osgood	Williams
247	199	Conklin	FRANZEN
252	205	Conklin	Jokinen
257	207	Osgood	LEBDA
261	207	Osgood	HOSSA
264	209	Osgood	ZETTERBERG
270	212	Osgood	FRANZEN
273	217	Conklin	Glencross
276	219	Conklin	FILPPULA
276	221	Osgood	Nielsen
279	225	Osgood	Suter
283	230	Conklin	Backes
286	232	Osgood	HOSSA
290	233	Osgood	HOSSA
293	237	Osgood	Arnott
295	241	Conklin	Byfuglien
295	244	Osgood	Ladd

GA	Goalie	Game Winning Goal
1	OSGOOD	ERICSSON
1	OSGOOD	RAFALSKI
2	OSGOOD	CLEARY
7	OSGOOD	FRANZEN
9	OSGOOD	LIDSTROM
13	Osgood	Marchant
15	Osgood	Niedermayer
18	OSGOOD	HOSSA
19	OSGOOD	HUDLER
21	Osgood	Perry
24	OSGOOD	CLEARY
26	OSGOOD	SAMUELSSON
28	OSGOOD	SAMUELSSON
32	Osgood	Sharp
33	OSGOOD	FRANZEN
34	OSGOOD	HELM
35	OSGOOD	FRANZEN
36	OSGOOD	FILPPULA
40	Osgood	Gonchar
44	Osgood	Crosby
44	OSGOOD	CLEARY
46	Osgood	Kennedy
48	Osgood	Talbot

2008-2009 GAME-BY-GAME HOME RESULTS

Game	Date	Opposition	Result	Score	Record	Attendance
1	10/9/2008	Toronto	L	2-3	0-1-0	20,066
2	10/16/2008	Vancouver	OTL	3-4	0-1-1	19,011
3	10/18/2008	NY Rangers	OTW	5-4	1-1-1	20,066
4	10/24/2008	Atlanta	W	5-3	2-1-1	20,066
5	11/8/2008	New Jersey	W	3-1	3-1-1	20,066
6	11/11/2008	Pittsburgh	OTL	6-7	3-1-2	20,066
7	11/17/2008	Edmonton	W	4-0	4-1-2	18,934
8	11/26/2008	Montreal	L	1-3	4-2-2	20,066
9	11/28/2008	Columbus	W	5-3	5-2-2	20,066
10	12/1/2008	Anaheim	W	2-1	6-2-2	18,862
11	12/4/2008	Vancouver	W	6-5	7-2-2	19,116
12	12/6/2008	Chicago	SOW	5-4	8-2-2	20,066
13	12/10/2008	Calgary	OTW	4-3	9-2-2	19,335
14	12/15/2008	Colorado	L	2-3	9-3-2	19,154
15	12/18/2008	San Jose	W	6-0	10-3-2	19,507
16	12/20/2008	Los Angeles	W	6-4	11-3-2	19,784
17	12/23/2008	St. Louis	W	4-1	12-3-2	20,066
18	12/30/2008	Chicago	W	4-0	13-3-2	20,066
19	1/6/2009	Columbus	W	3-0	14-3-2	19,717
20	1/8/2009	Dallas	W	6-1	15-3-2	20,066
21	1/10/2009	Buffalo	W	3-1	16-3-2	20,066
22	1/29/2009	Dallas	L	2-4	16-4-2	20,066
23	2/2/2009	St. Louis	SOW	4-3	17-4-2	19,384
24	2/4/2009	Phoenix	W	5-4	18-4-2	19,821
25	2/7/2009	Edmonton	W	8-3	19-4-2	20,066
26	2/12/2009	Minnesota	W	4-2	20-4-2	20,066
27	2/15/2009	Colorado	SOL	5-6	20-4-3	20,066
28	2/18/2009	Nashville	W	6-2	21-4-3	20,066
29	2/20/2009	Anaheim	W	5-2	22-4-3	20,066
30	2/25/2009	San Jose	W	4-1	23-4-3	20,066
31	2/27/2009	Los Angeles	W	2-1	24-4-3	20,066
32	3/7/2009	Columbus	L	2-8	24-5-3	20,066
33	3/10/2009	Phoenix	OTW	3-2	25-5-3	20,066
34	3/12/2009	Calgary	SOL	5-6	25-5-4	20,066
35	3/17/2009	Philadelphia	W	3-2	26-5-4	20,066
36	3/27/2009	NY Islanders	L	0-2	26-6-4	20,066
37	3/29/2009	Nashville	L	3-4	26-7-4	20,066
38	4/2/2009	St. Louis	L	4-5	26-8-4	19,935
39	4/5/2009	Minnesota	W	3-2	27-8-4	20,066
40	4/9/2009	Nashville	SOL	3-4	27-8-5	20,066
41	4/11/2009	Chicago	L	2-4	27-9-5	20,066

Home Record: 27-9-5

Home Attendance: 814,474

Average: 19,865

SOW = Shootout win

SOL = Shootout loss

OTW = Overtime win

OTL = Overtime loss

2008-2009 GAME-BY-GAME ROAD RESULTS

Game	Date	Opposition	Result	Score	Record	Attendance
1	10/11/2008	at Ottawa	W	3-2	1-0-0	20,182
2	10/13/2008	at Carolina	W	3-1	2-0-0	18,680
3	10/22/2008	at St. Louis	W	4-3	3-0-0	19,150
4	10/25/2008	at Chicago	SOW	6-5	4-0-0	22,690
5	10/27/2008	at Los Angeles	SOW	4-3	5-0-0	17,671
6	10/29/2008	at Anaheim	OTL	4-5	5-0-1	17,174
7	10/30/2008	at San Jose	L	2-4	5-1-1	17,496
8	11/2/2008	at Vancouver	W	3-2	6-1-1	18,630
9	11/13/2008	at Tampa Bay	W	4-3	7-1-1	20,544
10	11/14/2008	at Florida	W	3-2	8-1-1	18,637
11	11/20/2008	at Edmonton	W	4-3	9-1-1	16,839
12	11/22/2008	at Calgary	W	5-2	10-1-1	19,289
13	11/24/2008	at Vancouver	OTL	2-3	10-1-2	18,630
14	11/29/2008	at Boston	L	1-4	10-2-2	17,565
15	12/12/2008	at Dallas	L	1-3	10-3-2	18,532
16	12/13/2008	at Phoenix	SOW	5-4	11-3-1	16,339
17	12/26/2008	at Nashville	L	2-3	11-4-2	17,113
18	12/27/2008	at Colorado	SOL	3-4	11-4-3	18,007
19	1/1/2009	at Chicago	W	6-4	12-4-3	40,818
20	1/3/2009	at Minnesota	SOW	3-2	13-4-3	18,568
21	1/12/2009	at Dallas	OTL	4-5	13-4-4	17,648
22	1/14/2009	at Anaheim	W	4-3	14-4-4	17,525
23	1/15/2009	at Los Angeles	W	4-0	15-4-4	18,118
24	1/17/2009	at San Jose	L	5-6	15-5-4	17,496
25	1/20/2009	at Phoenix	L	3-6	15-6-4	16,368
26	1/27/2009	at Columbus	OTL	2-3	15-6-5	16,348
27	1/31/2009	at Washington	L	2-4	15-7-5	18,277
28	2/8/2009	at Pittsburgh	W	3-0	16-7-5	17,132
29	2/10/2009	at Nashville	W	5-3	17-7-5	15,077
30	2/13/2009	at Columbus	L	2-3	17-8-5	18,802
31	2/21/2009	at Minnesota	L	2-5	17-9-5	18,568
32	2/28/2009	at Nashville	L	0-8	17-10-5	17,113
33	3/3/2009	at St. Louis	W	5-0	18-10-5	19,250
34	3/4/2009	at Colorado	W	3-2	19-10-5	18,007
35	3/14/2009	at St. Louis	W	5-2	20-10-5	19,250
36	3/15/2009	at Columbus	W	4-0	21-10-5	18,865
37	3/20/2009	at Atlanta	W	6-3	22-10-5	18,545
38	3/23/2009	at Calgary	L	3-5	22-11-5	19,289
39	3/24/2009	at Edmonton	W	3-2	23-11-5	16,839
40	4/6/2009	at Buffalo	W	4-1	24-11-5	18,690
41	4/12/2009	at Chicago	L	0-3	24-12-5	22,376

Road Record: 24-12-5

Road Attendance: 772,137

Average: 18,833

SOW = Shootout win

SOL = Shootout loss


OTW = Overtime win

OTL = Overtime loss



CONGRATULATIONS BUDD LYNCH





CELEBRATING 60 YEARS WITH THE DETROIT RED WINGS

DETROIT VS. ANAHEIM

2008-2009 SEASON

Season Record

Team	W	L	OTL	Pts	GF	GA	PPGF	PPGA	SHGF	SHGA	PIM
Home	2	0	0	4	7	3	2	1	0	0	12
Road	1	0	1	3	8	8	3	4	0	0	31
Totals	3	0	1	7	15	11	5	5	0	0	43

Results

Date	Site	W/L	DRW	Opp
10/29	A	OTL	4	5
12/1	H	W	2	1
1/14	A	W	4	3
2/20	H	W	5	2

Goals By Period

Team	1	2	3	OT	SO	Total
Detroit	4	5	6	0	0	15
Anaheim	5	2	3	1	0	11

Special Teams

Detroit Power Play

Home	2-9	.222
Road	3-11	.273
Totals	5-20	.250

Detroit Penalty Kill

Home	5-6	.833
Road	8-12	.667
Totals	13-18	.722

Leaders

Detroit

Pavel Datsyuk	3-4--7 in 4 games
Henrik Zetterberg	3-3--6 in 4 games
Dan Cleary	2-3--5 in 4 games
Ty Conklin	0-1-0, 1 GA, 3.16 GAA

Anaheim

Ryan Getzlaf	2-7--9 in 4 games
Teemu Selanne	3-3--6 in 3 games
Jonas Hiller	0-1-0, 1 GA, 3.16 GAA

All-Time Series Record

Site	GP	W	L	T	OTL	Pts	GF	GA
Home	30	24	3	3	0	51	104	61
Road	30	14	11	4	1	33	84	78
Totals	60	38	14	7	1	84	188	139

ANAHEIM DUCKS

Web site: www.anaheimducks.com

Address: 2695 E Katella Ave
Anaheim, CA 92806



Arena: Honda Center (17,174)

All-Time Regular Season Record: 479-474-107-59 in 15 seasons

All-Time Stanley Cup Playoff Record: 34-29

Stanley Cup Champions: 2007

Management and Coaching Staff

Executive Vice President &

General Manager: Brian Burke

Head Coach: Randy Carlyle

Asst. Coaches: Dave Farrish, Newell Brown

Goaltending Consultants: Francois Allaire

Video Coordinator: Joe Trotta

Head Trainer: Tim Clark

Strength & Conditioning Coach: Sean Skahan

Equipment Manager: Doug Shearer

Asst. Equipment Manager: John Allaway

Media Contacts

Office Phone: 714/940-2900

Fax: 714/940-2953

Director of Media & Communications::

Alex Gilchrist

Media & Communications Manager: Steve Hoem

Media & Communications Manager:

Lauren O'Gorman

DETROIT VS. ATLANTA

2008-2009 SEASON

Season Record

Team	W	L	OTL	Pts	GF	GA	PPGF	PPGA	SHGF	SHGA	PM
Home	1	0	0	2	5	3	1	1	0	0	14
Road	1	0	0	2	6	3	1	2	0	0	18
Totals	2	0	0	4	11	6	2	3	0	0	32

Results

Date	Site	W/L	DRW	Opp
10/24	H	W	5	3
3/20	A	W	6	3

Goals By Period

Team	1	2	3	OT	SO	Total
Detroit	3	4	4	0	0	11
Atlanta	1	0	5	0	0	6

Special Teams

Detroit Power Play

Home	1-4	.250
Road	1-4	.250
Totals	2-8	.250

Detroit Penalty Kill

Home	6-7	.857
Road	4-6	.667
Totals	10-13	.769

Leaders

Detroit

Henrik Zetterberg	2-4--6 in 2 games
Marian Hossa	3-2--5 in 2 games
Johan Franzen	1-3--4 in 2 games
Chris Osgood	2-0-0, 6 GA, 3.00 GAA

Atlanta

Vyacheslav Kozlov	1-1--2 in 2 games
Bryan Little	1-1--2 in 2 games
Todd White	0-2-2 in 2 games
Kari Lehtonen	0-2-0, 10 GA, 5.04 GAA

All-Time Series Record

Site	GP	W	L	T	OTL	Pts	GF	GA
Home	6	5	1	0	0	10	23	16
Road	5	4	1	0	0	8	31	17
Totals	11	9	2	0	0	18	54	33

ATLANTA THRASHERS

Website: www.atlantathrashers.com

Address: Centennial Tower

101 Marietta St., N.W., Suite 1900

Atlanta, GA 30303

Arena: Philips Arena (18,545)

All-Time Regular-Season Record: 238-326-45-47 in 9 seasons

All-Time Stanley Cup Playoff Record: 0-4

Stanley Cup Champions: None



Management and Coaching Staff

Executive Vice President & General Manager:

Don Waddell

Head Coach: John Anderson

Asst. Coaches: Randy Cunneynworth,

Todd Nelson, Steve Weeks

Video Coach: Tony Borgford

Strength & Conditioning Coach: Ray Bear

Head Athletic Trainer: Tommy Alva

Asst. Athletic Trainer: Stephen Roberts

Massage Therapist: Inar Treiguts

Head Equipment Manager: Bobby Stewart

Asst. Equipment Managers: Jim Guilmet, Joe Guilmet

Media Contacts

Office Phone: 404/878-3200

Fax: 404/878-3712

Senior Director of Public Relations: Rob Koch

Director of Media Relations: Brian Potter

Media Relations Assistant: Rob Tillotson

DETROIT VS. BOSTON

2008-2009 SEASON

Season Record

Site	W	L	T	OTL	Pts	GF	GA	PPGF	PPGA	SHGF	SHGA	PM
Home	0	0	0	0	0	0	0	0	0	0	0	0
Road	0	1	0	0	0	1	4	1	0	0	0	4
Totals	0	1	0	0	0	1	4	1	0	0	0	4

Results

Date	Site	W/L	DRW	Opp
11/29	A	L	1	4

Goals By Period

Team	1	2	3	OT	SO	Total
Detroit	0	1	0	0	0	1
Boston	2	1	1	0	0	4

Special Teams

Detroit Power Play

Home	0	0
Road	1-3	.333
Totals	1-3	.333

Detroit Penalty Kill

Home	0	0
Road	1-1	1.00
Totals	1-1	1.00

Leaders

Detroit

Jiri Hudler	1-0—1 in 1 game
Mikael Samuelsson	0-1—1 in 1 game
Henrik Zetterberg	0-1—1 in 1 game

Boston

David Krejci	1-1—2 in 1 game
Mark Recchi	0-2—2 in 1 game
Steve Montador	1-1—2 in 4 games
Manny Fernandez	1-0-0, 1 GA, 1.00 GAA

All-Time Series Record

Site	GP	W	L	T	OTL	Pts	GF	GA
Home	286	154	80	52	0	360	955	726
Road	289	91	154	43	1	226	765	1012
Totals	575	245	234	95	1	586	1720	1738

BOSTON BRUINS

Website: www.bostonbruins.com

Address: TD Banknorth Garden
101 Legends Way
Boston, MA 02114

Arena: TD Banknorth Garden (17,565)

All-Time Regular-Season Record: 2669-2104-791-68 in 83 seasons

All-Time Stanley Cup Playoff Record: 245-268-6

Stanley Cup Champions: 1929, 1939, 1941, 1970, 1972



Management and Coaching Staff

General Manager: Peter Chiarelli
Assistant General Manager: Jim Benning
Head Coach: Claude Julien
Assistant Coaches: Doug Houda, Craig Ramsay
Geoff Ward

Goaltending Coach: Bob Essensa
Strength & Conditioning Coach: John Whitesides
Athletic Trainer: Don DelNegro
Physical Therapist: Scott Waugh
Equipment Manager: Mark Dumas
Asst. Equipment Managers: Keith Robinson

Media Contacts

Office Phone: 617/624-1900
Fax: 617/523-7184
Director of Media Relations: Matthew Chmura

DETROIT VS. BUFFALO

2008-2009 SEASON

Season Record

Site	W	L	OTL	Pts	GF	GA	PPGF	PPGA	SHGF	SHGA	PM
Home	1	0	0	2	3	1	0	0	0	0	2
Road	1	0	0	2	4	1	1	0	0	0	17
Totals	2	0	0	4	7	2	1	0	0	0	19

Results

Date	Site	W/L	DRW	Opp
1/10	H	W	3	1
4/6	A	W	4	1

Goals By Period

Team	1	2	3	OT	SO	Total
Detroit	0	2	5	0	0	7
Buffalo	1	0	1	0	0	2

Special Teams

Detroit Power Play

Home	0-3	0.00
Road	1-2	.500
Totals	1-5	.200

Detroit Penalty Kill

Home	1-1	1
Road	4-4	1
Totals	5-5	1

Leaders

Detroit

Marian Hossa 3-1—4 in 2 game
6 player ties with 2 pts in 2 games.

Ty Conklin 1-0-0, 1GA, 1.00 GAA
Chris Osgood 1-0-0, 1 GA, 1.00 GAA

Buffalo

8 players tied with 1 point in 2 games

Ryan Miller 0-2-0, 6 GA, 3.05 GAA

All-Time Series Record

Site	GP	W	L	T	OTL	Pts	GF	GA
Home	57	33	18	5	1	72	208	163
Road	54	13	33	8	0	34	161	229
Totals	111	46	51	13	1	106	369	392

BUFFALO SABRES

Website: www.sabres.com

Address: One Seymour H. Knox III Plaza
Buffalo, NY 14203

Arena: HSBC (18,690)

All-Time Regular-Season Record: 1401-1099-409-43
in 38 seasons

All-Time Stanley Cup Playoff Record: 119-124
Stanley Cup Champions: None

Management and Coaching Staff

General Manager: Darcy Regier

Head Coach: Lindy Ruff

Associate Coach: Brian McCutcheon

Assistant Coach: James Patrick

Goaltender Coach: Jim Corsi

Strength & Conditioning Coach:
Doug McKenney

Head Trainer: Tim Macre

Equipment Managers: Rip Simonick, Dave Williams

Asst. Equipment Manager: George Babcock

Media Contacts

Office Phone: 716/855-4100

Fax: 716/855-4162

Director of Public Relations: Michael Gilbert

Manager of Publications & Hockey Information:

Kevin Snow

Coordinator of Media Relations:

Chris Bandura



DETROIT VS. CALGARY**2008-2009 SEASON****Season Record**

Site	W	L	OTL	Pts	GF	GA	PPGF	PPGA	SHGF	SHGA	PM
Home	1	0	1	3	9	9	3	2	0	0	24
Road	1	1	0	2	8	7	0	2	0	0	18
Totals	2	1	1	5	17	16	3	4	0	0	42

Results

Date	Site	W/L	DRW	Opp
11/22	A	W	5	2
12/10	H	W(OT)	4	3
3/12	H	OTL(SO)	5	6
3/23	A	L	3	5

Goals By Period

Team	1	2	3	OT	SO	Total
Detroit	3	5	8	1	0	17
Calgary	4	4	7	0	1	16

Special Teams**Detroit Power Play**

Home	3-12	.250
Road	0-4	0.000
Totals	3-16	.188

Detroit Penalty Kill

Home	7-9	.778
Road	6-8	.750
Totals	13-17	.765

Leaders**Detroit**

Pavel Datsyuk	2-5—7 in 4 games
Johan Franzen	1-4—5 in 4 games
Brian Rafalski	1-4—5 in 4 games
Ty Conklin	2-1-1, 11 GA, 2.96 GAA

Calgary

Jamie Lundmark	3-2—5 in 2 games
5 players tied with 5 pts.	1-4—5 in 4 games
Curtis McElhinney	0-0-1, 4 GA, 3.75 GAA

All-Time Series Record

Site	GP	W	L	T	OTL	Pts	GF	GA
Home	67	37	19	10	1	85	251	200
Road	68	23	39	6	0	52	196	247
Totals	135	60	58	16	1	137	447	447

CALGARY FLAMESWebsite: www.calgaryflames.comAddress: P.O. Box 1540, Station M
Calgary, AB T2P 3B9

Arena: Pengrowth Saddledome (19,289)

All-Time Regular-Season Record: 1273-1094-379-50 in 35 seasons

All-Time Stanley Cup Playoff Record: 92-110

Stanley Cup Champions: 1989

**Management and Coaching Staff**

General Manager: Darryl Sutter

Head Coach: Mike Keenan

Associate Coach: Jim Playfair

Asst. Coaches: Rich Preston, Rob Cookson

Asst. Coach: Wayne Fleming

Goaltending Coach: David Marcoux

Athletic Therapist: Morris Boyer

Asst. Athletic Therapist: Gerry Kurylowich

Strength & Conditioning Coordinator: Rich Hesketh

Equipment Manager: Gus Thorson

Asst. Equipment Manager: Mark De Pasquale

Media Contacts

Office Phone: 403/777-4646

Fax: 403/777-2195

Vice President, Communications: Peter Hanlon

Manager, Media Relations: Sean Kelso

Administrative Asst., Communications: Bernie Hargrave

DETROIT VS. CAROLINA

2008-2009 SEASON

Season Record

Site	W	L	OTL	Pts	GF	GA	PPGF	PPGA	SHGF	SHGA	PM
Home	0	0	0	0	0	0	0	0	0	0	0
Road	1	0	0	2	3	1	2	0	0	0	8
Totals	1	0	0	2	3	1	2	0	0	0	8

Results

Date	Site	W/L	DRW	Opp
10/13	A	W	3	1

Goals By Period

Team	1	2	3	OT	SO	Total
Detroit	1	1	1	0	0	3
Carolina	0	1	0	0	0	1

Special Teams

Detroit Power Play

Home	0	0
Road	2-6	.333
Totals	2-6	.333

Detroit Penalty Kill

Home	0	0
Road	4-4	1.000
Totals	4-4	1.000

Leaders

Detroit

Brian Rafalski	0-2—2 in 1 game
6 players tied with 1pt	in 1 game
Ty Conklin	1-0-0, 1 GA, 1.00 GAA

Carolina

Joe Corvo	1-0—1 in 1 game
Jussi Jokinen	1-0—1 in 1 game
Frantisek Kaberle	0-1—1 in 1 game
Ray Whitney	0-1—1 in 1 game
Cam Ward	0-1-1, 2 GA, 2.03 GAA

All-Time Series Record

Site	GP	W	L	T	OTL	Pts	GF	GA
Home	32	18	7	7	0	43	124	88
Road	32	13	18	1	0	27	91	108
Totals	64	31	25	8	0	70	215	196

CAROLINA HURRICANES

Website: www.carolinahurricanes.com

Address: 1400 Edwards Mill Rd.
Raleigh, NC 27607

Arena: RBC Center (18,680)

All-Time Regular-Season Record: 896-1039-263-42 in 29 seasons

All-Time Stanley Cup Playoff Record: 51-59

Stanley Cup Champions: 2006



Management and Coaching Staff

President & General Manager:

Jim Rutherford

Exec. Dir. of Hockey Operations: Jason Karmanos

Head Coach: Peter Laviolette

Associate Head Coach: Kevin McCarthy

Asst. Coach: Tom Rowe

Goaltending Coach/Dir. of Goalie Dev.: Tom Barrasso

Head Athletic Trainer/Strength &

Conditioning Coach: Pete Friesen

Asst. Athletic Trainer: Jason Bailey

Equipment Managers: Skip Cunningham,
Bob Gorman, Wally Tatomir

Media Contacts

Office Phone: 919/462-7030

Fax: 919/462/0123

Director of Media Relations: Mike Sundheim

Manager of Media Relations/

Broadcast Coordinator: Kyle Hanlin

DETROIT VS. CHICAGO

2008-2009 SEASON

Season Record

Site	W	L	OTL	Pts	GF	GA	PPGF	PPGA	SHGF	SHGA	PM
Home	2	1	0	4	11	8	4	2	0	0	26
Road	2	1	0	4	12	12	4	6	0	0	34
Totals	4	2	0	8	23	20	8	8	0	0	60

Results

Date	Site	W/L	DRW	Opp
10/25	A	W(SO)	6	5
12/6	H	W(SO)	5	4
12/30	H	W	4	0
1/1	A	W	6	4
4/11	H	L	2	4
4/12	A	L	0	3

Goals By Period

Team	1	2	3	OT	SO	Total
Detroit	6	6	9	0	2	23
Chicago	10	4	6	0	0	20

Special Teams

Detroit Power Play

Home	4-11	.364
Road	4-13	.308
Totals	8-24	.333

Detroit Penalty Kill

Home	11-13	.846
Road	11-17	.647
Totals	22-30	.733

Leaders

Detroit

Jiri Hudler	4-5—9 in 6 games
Brian Rafalski	1-6—7 in 6 games
Marian Hossa	2-4—6 in 4 games
Henrik Zetterberg	2-4—6 in 6 games
Chris Osgood	0-1-0, 3 GA, 3.00 GAA

Chicago

Martin Havlat	2-6—8 in 6 games
Brian Campbell	0-7—7 in 6 games
Andrew Ladd	3-2—5 in 6 games
Jonathon Toews	3-2—5 in 6 games
Nikolai Khabibulin	1-1-1, 9 GA, 2.67 GAA

All-Time Series Record

Site	GP	W	L	T	OTL	Pts	GF	GA
Home	350	214	101	33	2	463	1207	870
Road	353	142	155	51	5	340	1003	1058
Totals	703	356	256	84	7	803	2210	1928

CHICAGO BLACKHAWKS

Website: www.chicagoblackhawks.com

Address: 1901 W. Madison Street
Chicago, IL 60612

Arena: United Center (20,500)

All-Time Regular-Season Record: 2273-2427-814-52 in 81 seasons

All-Time Stanley Cup Playoff Record: 188-218

Stanley Cup Champions: 1934, 1938, 1961



Management and Coaching Staff

General Manager: Dale Tallon
Asst. General Manager: Rick Dudley
Asst. General Manager, Hockey Operations:
Stan Bowman
Head Coach: Denis Savard
Asst. Coaches: Mike Haviland, John Torchetti
Strength & Conditioning Coach: Paul Goodman
Goaltending Coach: Stephane Waite
Head Trainer: Michael Gapski
Asst. Athletic Trainer: Jeff Thomas
Equipment Manager: Troy Parchman
Asst. Equipment Manager: Russ Holden
Massage Therapist: Pawel Prylinski

Media Contacts

Office Phone: 312/455-7000
Fax: 312/455-7041
Director of Team Services: Tony Ommen
Director, Media Relations: Brandon Faber
Coordinator, Media Relations: Adam Rogowin
Media Relations Assistant: Jordan Horst

DETROIT VS. COLORADO

2008-2009 SEASON

Season Record

Team	W	L	OTL	Pts	GF	GA	PPGF	PPGA	SHGF	SHGA	PM
Home	0	1	1	1	7	9	2	2	0	0	14
Road	1	0	1	3	6	6	2	3	0	0	14
Totals	1	1	2	4	13	15	4	5	0	0	28

Results

Date	Site	W/L	DRW	Opp
12/15	H	L	2	3
12/27	A	OTL(SO)	3	4
2/15	H	OTL(SO)	5	6
3/4	A	W	3	2

Goals By Period

Team	1	2	3	OT	SO	Total
Detroit	2	3	5	0	1	11
Colorado	2	3	5	1	0	11

Special Teams

Detroit Power Play

Home	2-11	.182
Road	2-7	.286
Totals	4-18	.222

Detroit Penalty Kill

Home	4-6	.667
Road	4-7	.571
Totals	8-13	.615

Leaders

Detroit

Brian Rafalski	0-4—4 in 4 games
Tomas Holmstrom	2-2—4 in 2 games
Pavel Datsyuk	1-2—3 in 4 games
Marian Hossa	3-0—3 in 3 games
Nicklas Lidstrom	0-3—3 in 3 games
Ty Conklin	1-0-1—5 GA, 2.4 GAA

Colorado

Milan Hejduk	2-4—6 in 4 games
Ryan Smyth	1-3—4 in 4 games
John-Michael Liles	2-1—3 in 4 games
Peter Budaj	1-0-0, 3 GA, 2.77 GAA

All-Time Series Record

Site	GP	W	L	T	OTL	Pts	GF	GA
Home	48	29	16	1	2	61	171	140
Road	50	24	21	4	1	53	168	165
Totals	98	53	37	5	3	114	339	305

COLORADO AVALANCHE

Website: www.coloradoavalanche.com

Address: 1000 Chopper Circle
Denver, CO 80204

Arena: Pepsi Center (18,007)

All-Time Regular-Season Record: 1028-907-261-44 in 29 seasons

All-Time Stanley Cup Playoff Record: 130-113

Stanley Cup Champions: 1996, 2001



Management and Coaching Staff

Executive Vice President, General Manager &
Alternate Governor: Francois Giguere

Head Coach: Tony Granato

Asst. Coaches: Jacques Cloutier,
Dave Barr

Strength & Conditioning Coach:
Paul Goldberg

Goaltending Coach: Jeff Hackett

Head Athletic Trainer: Matt Sokolowski

Asst. Athletic Trainer: Scott Woodward

Massage Therapist: Gregorio Pradera

Head Equipment Manager: Mark Miller

Asst. Equipment Managers: Kurt Harvey,
Cliff Halstead

Media Contacts

Office Phone: 303/405-1100

Fax: 303/893-0614

Senior Vice President, Communications
& Business Operations: Jean Martineau

Director of Communications: Damen Zier

Director of Media Services/Internet:

Brendan McNicholas

DETROIT VS. COLUMBUS

2008-2009 SEASON

Season Record

Team	W	L	OTL	Pts	GF	GA	PPGF	PPGA	SHGF	SHGA	PM
Home	2	1	0	4	10	11	4	1	1	1	39
Road	1	1	1	3	8	6	2	1	0	1	26
Totals	3	2	1	7	18	17	6	2	1	2	65

Results

Date	Site	W/L	DRW	Opp
11/28	H	W	5	3
1/6	H	W	3	0
1/27	A	OTL	2	3
2/13	A	L	2	3
3/7	H	L	2	8
3/15	A	W	4	0

Goals By Period

Team	1	2	3	OT	SO	Total
Detroit	4	6	8	0	0	18
Columbus	4	6	6	1	0	17

Special Teams

Detroit Power Play

Home	4-15	.267
Road	2-11	.182
Totals	6-26	.231

Detroit Penalty Kill

Home	10-11	.910
Road	10-11	.910
Totals	20-22	.910

Leaders

Detroit

Pavel Datsyuk	1-7—8 in 5 games
Henrik Zetterberg	3-3—6 in 6 games
Marian Hossa	5-0—5 in 5 games
Ty Conklin	1-0-0, 1 GA, 0.78 GAA

Columbus

Rick Nash	6-0—6 in 6 games
Jason Williams	2-2—4 in 5 games
R.J. Umberger	2-2—4 in 6 games
Fedor Tyutin	2-2—4 in 6 games
Jakub Voracek	1-3—4 in 6 games
Steve Mason	3-2-0, 12 GA, 2.38 GAA

All-Time Series Record

Site	GP	W	L	T	OTL	Pts	GF	GA
Home	25	19	4	0	2	40	92	60
Road	26	17	6	1	2	37	83	55
Totals	51	36	10	1	4	77	175	115

COLUMBUS BLUE JACKETS

Website: www.bluejackets.com

Address: 200 W. Nationwide Blvd.

Columbus, OH 43215

Arena: Nationwide Arena (18,144)

All Time Regular Season Record: 206-294-33-41 in 8 seasons

All Time Stanley Cup Playoff Record: 0-0

Stanley Cup Champions: None



Management and Coaching Staff

General Manager: Scott Howson

Asst. General Manager: Chris MacFarland

Head Coach: Ken Hitchcock

Asst. Coaches: Gary Agnew, Gord Murphy
Claude Noel

Head Athletic Trainer: Mike Vogt

Strength & Conditioning Coach: Barry Brennan

Equipment Manager: Tim LeRoy

Asst. Equipment Manager: Jamie Healy

Media Contacts

Office Phone: 614/246-0288

Fax: 614/246-4302

Vice President of Public Relations: Todd Sharrock

Director of Communication: Karen Davis

Manager of Communications: Ryan Holtmann

Manager of Multimedia: Ryan Mulcrone

DETROIT VS. DALLAS

2008-2009 SEASON

Season Record

Team	W	L	OTL	Pts	GF	GA	PPGF	PPGA	SHGF	SHGA	PM
Home	1	1	0	2	8	5	3	3	0	0	24
Road	0	1	1	1	5	8	1	1	0	0	22
Totals	1	2	1	3	13	13	4	4	0	0	46

Results

Date	Site	W/L	DRW	Opp
12/12	A	L	1	3
1/8	H	W	6	1
1/12	A	OTL	4	5
1/29	H	L	2	4

Goals By Period

Team	1	2	3	OT	SO	Total
Detroit	6	4	3	0	0	13
Dallas	4	5	3	1	0	13

Special Teams

Detroit Power Play

Home	3-14	.214
Road	1-7	.143
Totals	4-21	.190

Detroit Penalty Kill

Home	5-8	.625
Road	9-10	.900
Totals	14-18	.778

Leaders

Detroit

Pavel Datsyuk	2-4—6 in 4 games
Marian Hossa	3-1—4 in 4 games
Niklas Kronwall	0-4—4 in 4 games
Ty Conklin	0-1-0, 3 GA, 1.82 GAA

Dallas

Mike Ribeiro	1-3—4 in 4 games
Loui Eriksson	2-1—3 in 4 games
Matt Niskanen	0-3—3 in 4 games
Steve Ott	2-1—3 in 3 games
Marty Turco	3-1-0, 11 GA, 3.00 GAA

All-Time Series Record

Site	GP	W	L	T	OTL	Pts	GF	GA
Home	114	58	39	16	1	133	434	358
Road	114	41	53	18	2	102	339	386
Totals	228	99	92	34	3	235	773	744

DALLAS STARS

Website: www.dallasstars.com

Address: 2601 Ave. of the Stars
Frisco, TX 75034

Arena: American Airlines Center (18,532)

All-Time Regular-Season Record: 1353-1327-459-39
in 41 seasons

All-Time Stanley Cup Playoff Record: 154-153

Stanley Cup Champions: 1999



Management and Coaching Staff

Co-General Managers: Brett Hull, Les Jackson
Asst. General Manager: Frank Provenzano
Head Coach: Dave Tippett
Associate Coach: Rick Wilson
Asst. Coach: Mark Lamb
Goaltending Consultant: Andy Moog
Strength & Conditioning Coach: J.J. McQueen
Head Athletic Trainer: Dave Zeis
Asst. Athletic Trainer: Craig Lowry
Head Equipment Manager: Steve Sumner
Asst. Equipment Manager: Chris Davidson-Adams

Media Contacts

Office Phone: 214/387-5500
Fax: 214/387-5564
Asst. VP, Communications: Rob Scichili
Director, Media Relations: Mark Janko
Manager, Communications & Publications:
Erin Chenderlin

DETROIT VS. EDMONTON

2008-2009 SEASON

Season Record

Site	W	L	OTL	Pts	GF	GA	PPGF	PPGA	SHGF	SHGA	PM
Home	2	0	0	4	12	3	3	0	0	0	21
Road	2	0	0	2	7	2	3	3	0	0	31
Totals	4	0	0	6	19	5	6	3	0	0	52

Results

Date	Site	W/L	DRW	Opp
11/17	H	W	4	0
11/20	A	W	4	3
2/7	H	W	8	3
3/24	A	W	3	2

Goals By Period

Team	1	2	3	OT	SO	Total
Detroit	9	4	6	0	0	19
Edmonton	1	1	6	0	0	8

Special Teams

Detroit Power Play

Home	3-10	.300
Road	3-9	.333
Totals	6-19	.316

Detroit Penalty Kill

Home	8-8	1.000
Road	8-11	.727
Totals	16-19	.842

Leaders

Detroit

Jiri Hudler	3-3—6 in 4 games
Brian Rafalski	1-5—6 in 4 games
Niklas Kronwall	1-2—4 in 3 games
Ty Conklin	3-0-0, 5 GA, 1.67 GAA

Edmonton

Denis Grebeshkov	1-2—3 in 4 games
Robert Nilsson	0-3—3 in 4 games
Mathieu Garon	0-1-0, 1 GA, 1.22 GAA

All-Time Series Record

Site	GP	W	L	T	OTL	Pts	GF	GA
Home	52	30	15	3	4	67	202	163
Road	52	18	20	10	4	50	180	194
Totals	104	48	35	13	8	117	382	357

EDMONTON OILERS

Website: www.edmontonoilers.com

Address: 11230 – 110 Street

Edmonton, AB T5G 3H7

Arena: Rexall Place (16,839)

All-Time Regular-Season Record: 1072-869-262-56
in 29 seasons

All-Time Stanley Cup Playoff Record: 152-99

Stanley Cup Champions: 1984, 1985, 1987, 1988, 1990



Management and Coaching Staff

General Manager: Steve Tambellini

Asst. GM/VP, Hockey Operations: Kevin Prendergast

Head Coach: Craig MacTavish

Asst. Coaches: Charlie Huddy, Bill Moores,
Kelly Buchberger

Goaltending Coach: Pete Peeters

Head Medical Trainer: Ken Lowe

Head Equipment Manager: Barrie Stafford

Equipment Managers: Lyle Kulchisky, Jeff Lang

Massage Therapist: Steve Lines

Media Contacts

Office Phone: 780/414-4000

Fax: 780/414-5848

Vice President, Communications &

Broadcast: Allan Watt

Manager, Communications &

Media Relations: J.J. Hebert

Information Coordinator: Steve Knowles

DETROIT VS. FLORIDA

2008-2009 SEASON

Season Record

Site	W	L	OTL	Pts	GF	GA	PPGF	PPGA	SHGF	SHGA	PM
Home	0	0	0	0	0	0	0	0	0	0	0
Road	1	0	0	2	3	2	1	0	0	0	6
Totals	1	0	0	2	3	2	1	0	0	0	6

Results

Date	Site	W/L	DRW	Opp
11/14	A	W	3	2

Goals By Period

Team	1	2	3	OT	SO	Total
Detroit	1	1	1	0	0	3
Florida	0	2	0	0	0	2

Special Teams

Detroit Power Play

Home	0	0
Road	1-4	.250
Totals	1-4	.250

Detroit Penalty Kill

Home	0	0
Road	3-3	1.000
Totals	3-3	1.000

Leaders

Detroit

Tomas Holmstrom	0-2—2 in 1 game
Marian Hossa	2-0—2 in 1 game
Niklas Kronwall	0-2—2 in 1 game
Ty Conklin	1-0-0, 2 GA, 2.00 GAA

Florida

Richard Zednik	1-1—2 in 1 game
Bryan McCabe	0-1—1 in 1 game
Brett McLean	0-1—1 in 1 game
Stephen Weiss	1-0—1 in 1 game
Tomas Vokoun	0-1-0, 1 GA, 1.58 GAA

All-Time Series Record

Site	GP	W	L	T	OTL	Pts	GF	GA
Home	9	5	1	3	0	13	35	23
Road	11	7	1	2	1	17	32	22
Totals	20	12	2	5	1	30	67	45

FLORIDA PANTHERS

Website: www.floridapanters.com

Address: One Panther Parkway
Sunrise, FL 33323

Arena: Bank Atlantic Center (19,250)

All-Time Regular-Season Record: 432-472-142-70 in 15 seasons

All-Time Stanley Cup Playoff Record: 13-18

Stanley Cup Champions: None

Management and Coaching Staff

General Manager: Jacques Martin

Head Coach: Peter DeBoer

Asst. Coaches: Mike Kitchen, Jim Hulton

Goaltending Coach/Assistant Coach: Pierre Groulx

Head Athletic Trainer: Dave Zenobi

Media Contacts

Office Phone: 954/835-7000

Fax: 954/835-7700

Manager, Communications: Justin Copertino

Manager, Public Relations: Matthew Sacco

Coordinator, Communications: Brian Goldman



Assistant Athletic Trainer: Steve Dischiavi

Strength & Conditioning Coach: Andy O'Brien

Head Equipment Manager: Chris Scoppetto

Assoc. Equipment Manager: Chris Moody, Frank Melendez

DETROIT VS. LOS ANGELES**2008-2009 SEASON****Season Record**

Site	W	L	OTL	Pts	GF	GA	PPGF	PPGA	SHGF	SHGA	PM
Home	2	0	0	4	8	5	0	1	0	0	10
Road	2	0	0	4	8	3	2	1	0	0	24
Totals	4	0	0	8	16	8	2	2	0	0	34

Results

Date	Site	W/L	DRW	Opp
10/27	A	W(SO)	4	3
12/20	H	W	6	4
1/15	A	W	4	0
2/27	H	W	2	1

Goals By Period

Team	1	2	3	OT	SO	Total
Detroit	5	5	5	0	1	16
Los Angeles	3	2	3	0	0	8

Special Teams**Detroit Power Play**

Home	0-5	0
Road	2-12	.167
Totals	2-17	.118

Detroit Penalty Kill

Home	4-5	.800
Road	9-10	.900
Totals	13-15	.867

Leaders**Detroit**

Jiri Hudler	1-4—5 in 4 games
Kris Draper	2-2—4 in 4 games
Valtteri Filppula	1-3—4 in 4 games
Nicklas Lidstrom	0-4—4 in 4 games
Chris Osgood	2-0-0, 4 GA, 1.92 GAA

Los Angeles

Kyle Calder	2-1—3 in 4 games
Michael Handzus	0-3—3 in 4 games
Alexander Frolov	3-0—3 in 4 games
Jason Labarbera	0-0-1, 3 GA, 2.77 GAA

All-Time Series Record

Site	GP	W	L	T	OTL	Pts	GF	GA
Home	87	43	31	13	0	99	338	294
Road	88	31	42	14	1	77	276	334
Totals	175	74	73	27	1	176	614	628

LOS ANGELES KINGSWebsite: www.lakings.com

Address: 1111 South Figueroa

Los Angeles, CA 90015

Arena: STAPLES Center (18,118)

All-Time Regular-Season Record: 1,262-1,440-424-52
in 41 seasons

All-Time Stanley Cup Playoff Record: 65-105

Stanley Cup Champions: None

**Management and Coaching Staff**President & General Manager, Alt. Governor:
Dean LombardiPresident, Bus. Oper./Alt. Governor: Luc Robitaille
VP/Asst. General Manager: Ron Hextall

Head Coach: Terry Murray

Asst. Coach.: Jamie Kompon

Asst. Coach: Mark Hardy

Asst. Coach/Player Dev. Coord.: Nelson Emerson

Goaltending Coach: Bill Ranford

Strength & Conditioning Coach: Chad Smith

Head Athletic Trainer: Chris Kingsley

Asst. Athletic Trainer: Myles Hirayama

Head Equipment Manager: Darren Granger

Asst. Equipment Managers: Dana Bryson, Cory Osmak

Media Contacts

Office Phone: 310/535-4500

Fax: 310/535-4507

Vice President, Broadcasting and
Communications: Mike Altieri

Sr. Director, Communications: Jeff Moeller

Communications Manager: Mike Kalinowski

Communications & Broadcasting Supervisor:

Jeremy Zager

DETROIT VS. MINNESOTA

2008-2009 SEASON

Season Record

Site	W	L	OTL	Pts	GF	GA	PPGF	PPGA	SHGF	SHGA	PM
Home	2	0	0	4	7	4	0	1	0	1	10
Road	1	1	0	2	5	7	1	2	0	0	14
Totals	3	1	0	6	12	11	1	3	0	1	24

Results

Date	Site	W/L	DRW	Opp
1/3	A	W(SO)	3	2
2/12	H	W	4	2
2/21	A	L	2	5
4/5	H	W	3	2

Goals By Period

Team	1	2	3	OT	SO	Total
Detroit	4	4	3	0	1	12
Minnesota	4	3	4	0	0	11

Special Teams

Detroit Power Play

Home	0-3	0
Road	0	0
Totals	0-3	0

Detroit Penalty Kill

Home	2-3	.667
Road	0	0
Totals	2-3	.667

Leaders

Detroit

Marian Hossa	1-3—4 in 4 games
Ville Leino	2-1—3 in 2 games
Brian Rafalski	0-3—3 in 3 games
Chris Osgood	3-0-0. 6 GA, 1.96 GAA

Minnesota

Antti Miettinen	1-3—4 in 4 games
Owen Nolan	3-1—4 in 4 games
Niklas Backstrom	1-1-0. 5 GA, 2.50 GAA

All-Time Series Record

Site	GP	W	L	T	OTL	Pts	GF	GA
Home	16	11	3	1	1	24	60	37
Road	16	10	2	2	2	24	46	37
Totals	32	21	5	3	3	48	106	74

MINNESOTA WILD

Website: www.wild.com

Address: 317 Washington St.

St. Paul, MN 55102

Arena: Excel Energy Center (18,064)

All-Time Regular Season Record: 253-222-55-44 in 8 seasons

All-Time Stanley Cup Playoff Record: 11-18

Stanley Cup Champions: None



Management and Coaching Staff

President & General Manager:

Doug Riseborough

Asst. GM/Hockey Operations: Tom Lynn

Asst. GM/Player Personnel: Tom Thompson

Head Coach: Jacques Lemaire

Asst. Coaches: Mike Ramsey, Mario Tremblay, Matt Shaw

Goaltending Coach: Bob Mason

Strength & Conditioning Coach: Kirk Olson

Head Athletic Therapist: Don Fuller

Asst. Athletic Trainer: Travis Green

Head Equipment Manager: Tony DaCosta

Asst. Equipment Managers: Matt Benz, Brent Proulx

Media Contacts

Office Phone: 651/222-9453

Fax: 651/293-9574

VP, Comm & Broadcasting: Bill Robertson

Manager, Media Relations: Aaron Sickman

Coordinator, Media Relations: Ryan Stanzel

DETROIT VS. MONTRÉAL

2008-2009 SEASON

Season Record

Site	W	L	T	Pts	GF	GA	PPGF	PPGA	SHGF	SHGA	PIM
Home	0	1	0	0	1	3	0	1	0	0	6
Road	0	0	0	0	0	0	0	0	0	0	0
Totals	0	1	0	0	1	3	0	1	0	0	6

Results

Date	Site	W/L	DRW	Opp
11/26	H	L	1	3

Goals By Period

Team	1	2	3	OT	SO	Total
Detroit	0	0	1	0	0	1
Montréal	0	3	0	0	0	3

Special Teams

Detroit Power Play

Home	0-3	0
Road	0	0
Totals	0-3	0

Detroit Penalty Kill

Home	2-3	.667
Road	0	0
Totals	2-3	.667

Leaders

Detroit

Johan Franzen 1-0—1 in 1 games
Ty Conklin 0-1-0. 3 GA, 3.05 GAA

Montréal

8 players tied with 1pt in 1 game
Carey Price 1-0-0. 1 GA, 1.00 GAA

All-Time Series Record

Site	GP	W	L	T	OTL	Pts	GF	GA
Home	282	131	98	53	0	315	808	720
Road	283	68	172	43	0	179	640	995
Totals	565	199	270	96	0	494	1448	1715

MONTRÉAL CANADIENS

Website: www.canadiens.com

Address: 1260 de la Gauchetière St. W
Montréal, QC H3B 5E8

Arena: Bell Centre (21,273)

All-Time Regular-Season Record: 2980-1924-837-51
in 91 seasons

All-Time Stanley Cup Playoff Record: 398-273-8

Stanley Cup Champions: 1924, 1930, 1931, 1944,
1946, 1953, 1956, 1957, 1958, 1959, 1960, 1965,
1966, 1968, 1969, 1971, 1973, 1976, 1977, 1978,
1979, 1986, 1993

Management and Coaching Staff

Executive VP/General Manager & Alt. Governor:
Bob Gainey

Head Coach: Guy Carbonneau

Asst. Coaches: Kirk Muller, Roland Melanson

Assoc. Coach: Doug Jarvis

Head Athletic Therapist: Graham Rynbend

Athletic Therapist: Nick Addey-Jibb

Strength & Conditioning Coordinator:
Scott Livingston

Equipment Manager: Pierre Gervais

Asst. Equipment Managers: Patrick Langlois,
Pierre Ouellette

Media Contacts

Office Phone: 514/932-2582

Fax: 514/932-8285

VP of Communications and Community Relations:

Donald Beauchamp

Director of Media Relations: Dominick Saillant



DETROIT VS. NASHVILLE**2008-2009 SEASON****Season Record**

Site	W	L	OTL	Pts	GF	GA	PPGF	PPGA	SHGF	SHGA	PM
Home	1	1	1	3	12	10	8	4	1	0	45
Road	1	2	0	2	7	14	2	3	0	0	23
Totals	2	3	1	5	19	24	10	7	1	0	68

Results

Date	Site	W/L	DRW	Opp
12/26	A	L	2	3
2/10	A	W	5	3
2/18	H	W	6	2
2/28	A	L	0	8
3/29	H	L	3	4
4/9	H	OTL(SO)	3	4

Goals By Period

Team	1	2	3	OT	SO	Total
Detroit	7	5	7	0	0	19
Nashville	8	7	8	0	1	24

Special Teams**Detroit Power Play**

Home	8-14	.571
Road	2-12	.167
Totals	10-26	.385

Detroit Penalty Kill

Home	10-14	.714
Road	6-9	.667
Totals	16-23	.696

Leaders**Detroit**

Henrik Zetterberg	4-5—9 in 6 games
Pavel Datsyuk	2-6—8 in 6 games
Nicklas Lidstrom	3-4—7 in 6 games
Brian Rafalski	0-6—6 in 5 games
Chris Osgood	0-1-1, 11 GA, 3.79 GAA

Nashville

J.P. Dumont	1-7—8 in 6 games
Steve Sullivan	3-5—8 in 5 games
Jason Arnott	4-3—7 in 5 games
Pekka Rinne	3-1-0, 10 GA, 2.46 GAA

All-Time Series Record

Site	GP	W	L	T	OTL	Pts	GF	GA
Home	32	22	4	2	4	50	117	72
Road	31	15	12	2	2	34	89	89
Totals	63	37	16	4	6	84	206	161

NASHVILLE PREDATORSWebsite: www.nashvillepredators.com

Address: 501 Broadway

Nashville, TN 37203

Arena: Sommet Center (17,113)

All-Time Regular-Season Record: 324-308-60-46 in 10 seasons

All-Time Stanley Cup Playoff Record: 6-16

Stanley Cup Champions: None

**Management and Coaching Staff**Pres. of Hockey Operations/General Manager:
David Poile

Asst. General Manager: Paul Fenton

Director of Hockey Operations: Michael Santos

Head Coach: Barry Trotz

Assoc. Coach: Brent Peterson

Asst. Coach: Peter Horachek

Goaltending Coach: Mitch Korn

Strength & Conditioning Coach: David Good

Head Athletic Trainer: Dan Redmond

Asst. Athletic Trainer: Andy Hosler

Equipment Manager: Pete Rogers

Asst. Equipment Manager: Jeff Camelio

Media Contacts

Office Phone: 615/770-2300

Fax: 615/770-2309

Communications Manager: Tim Darling

Communications Coordinator: Kevin Wilson

Internet Development Manager: Jay Levin

DETROIT VS. NEW JERSEY**2008-2009 SEASON****Season Record***

Site	W	L	OTL	Pts	GF	GA	PPGF	PPGA	SHGF	SHGA	PM
Home	1	0	0	2	3	1	0	0	0	0	11
Road	0	0	0	0	0	0	0	0	0	0	0
Totals	1	0	0	2	3	1	0	0	0	0	11

Results

Date	Site	W/L	DRW	Opp
11/8	H	W	3	1

Goals By Period

Team	1	2	3	OT	SO	Total
Detroit	1	1	1	0	0	3
New Jersey	0	1	0	0	0	1

Special Teams**Detroit Power Play**

Home	0-4	0
Road	0	0
Totals	0-4	0

Detroit Penalty Kill

Home	3-3	1.000
Road	0	0
Totals	3-3	1.000

Leaders**Detroit**

Marian Hossa	2-0—2 in 1 game
Pavel Datsyuk	0-1—1 in 1 game
Andreas Lilja	0-1—1 in 1 game
Kirk Maltby	0-1—1 in 1 game
Brian Rafalski	0-1—1 in 1 game
Chris Osgood	1-0-0, 1 GA, 1.00 GAA

New Jersey

John Oduya	0-1—1 in 1 game
Zach Parise	1-0—1 in 1 game
Travis Zajac	0-1—1 in 1 game
Kevin Weekes	0-1-0, 3 GA, 3.05 GAA

All-Time Series Record

Site	GP	W	L	T	OTL	Pts	GF	GA
Home	42	27	13	2	0	56	172	132
Road	41	11	21	9	0	31	105	139
Totals	83	38	34	11	0	87	277	271

NEW JERSEY DEVILSWebsite: www.newjerseydevils.comAddress: 165 Mulberry Street
Neward, NJ 07102

Arena: Prudential Center (17,625)

All-Time Regular-Season Record: 1075-1192-328-45
in 34 seasons

All-Time Stanley Cup Playoff Record: 118-100

Stanley Cup Champions: 1995, 2000, 2003

**Management and Coaching Staff**

CEO, President, General Manager:

Lou Lamoriello

Head Coach: Brent Sutter

Asst. Coaches: John MacLean, Tommy Albelin

Goaltending Coach: Jacques Caron

Head Trainer: Richard Stinziano

Strength & Conditioning Coordinator:

Mike Vasalani

Equipment Manager: Rich Matthews

Asst. Equipment Managers: Alex Abasto,

Matt Mitchell, Mike Thibault

Massage Therapist: Tommy Plasko

Media Contacts

Office Phone: 973/757-6100

Fax: 973/757-6399

Sr. Vice President, Communications:

Mike Levine

Sr. Director of Communications: Jeff Altstadter

Asst. Director of Communications: Pete Albiets

Communications Coordinator: Daniel Beam

DETROIT vs. NY ISLANDERS**2008-2009 SEASON****Season Record***

Site	W	L	OTL	Pts	GF	GA	PPGF	PPGA	SHGF	SHGA	PM
Home	0	1	0	0	0	2	0	0	0	1	6
Road	0	0	0	0	0	0	0	0	0	0	0
Totals	0	1	0	0	0	2	0	0	0	1	6

Results

Date	Site	W/L	DRW	Opp
3/27	H	L	0	2

Goals By Period

Team	1	2	3	OT	SO	Total
Detroit	0	0	0	0	0	0
NY Islanders	0	2	0	0	0	2

Special Teams**Detroit Power Play**

Home	0-6	0
Road	0	0
Totals	0-6	0

Detroit Penalty Kill

Home	3-3	1.000
Road	0	0
Totals	3-3	1.000

Leaders**Detroit**

Chris Osgood 0-1-0, 2 GA, 2.07 GAA

NY Islanders

Josh Bailey 1-0—1 in 1 game
 Tim Jackman 0-1—1 in 1 game
 Frans Nielsen 1-0—1 in 1 game
 Kyle Okposo 0-1—1 in 1 game
 Brendan Witt 0-1—1 in 1 game
 Joey MacDonald 1-0-1, 0 GA, 0.00 GAA

All-Time Series Record

Site	GP	W	L	T	OTL	Pts	GF	GA
Home	47	26	19	2	0	54	166	139
Road	47	20	23	4	0	44	141	167
Totals	94	46	42	6	0	98	307	306

NEW YORK ISLANDERSWebsite: www.newyorkislanders.com

Address: 1535 Old Country Road

Plainview, NY 11803

Arena: Nassau Coliseum (16,234)

All-Time Regular-Season Record: 1223-1185-347-41
in 36 seasons

All-Time Stanley Cup Playoff Record: 134-106

Stanley Cup Champions: 1980, 1981, 1982, 1983

**Management and Coaching Staff**

General Manager: Garth Snow

Head Coach: Scott Gordon

Asst. Coaches: Gerard Gallant, John Chabot
Dan Lacroix

Head Athletic Trainer: Garrett Timms

Assistant Athletic Trainer: Nates Goto

Equipment Manager: Scott Boggs

Asst. Equipment Manager: Richard Krouse

Media Contacts

Office Phone: 516/501-6841

Fax: 516/501-6850

Vice President of Communications: Josh Bernstein

Director of Communications: Seth Sylvan

Media Relations Manager: Corey Witt

DETROIT VS. NY RANGERS

2008-2009 SEASON

Season Record*

Site	W	L	OTL	Pts	GF	GA	PPGF	PPGA	SHGF	SHGA	PM
Home	1	0	0	2	5	4	1	0	0	0	4
Road	0	0	0	0	0	0	0	0	0	0	0
Totals	1	0	0	2	5	4	1	0	0	0	4

Results

Date	Site	W/L	DRW	Opp
10/18	H	W(OT)	5	4

Goals By Period

Team	1	2	3	OT	SO	Total
Detroit	2	1	1	1	0	5
NY Rangers	1	1	2	0	0	4

Special Teams

Detroit Power Play

Home	1-3	.333
Road	0	0
Totals	1-3	.333

Detroit Penalty Kill

Home	2-2	1.000
Road	0	0
Totals	2-2	1.000

Leaders

Detroit

Mikael Samuelsson	1-2—3 in 1 game
Valtteri Filppula	0-2—2 in 1 game
Marian Hossa	1-1—2 in 1 game
Chris Osgood	1-0-1, 4 GA, 4.00 GAA

NY Rangers

Brandon Dubinsky	0-2—2 in 1 game
Scott Gomez	0-2—2 in 1 game
Derek Morris	1-1—2 in 2 games
Aaron Voros	2-0—2 in 1 game
Henrik Lundqvist	0-0-1, 5 GA, 5.00 GAA

All-Time Series Record

Site	GP	W	L	T	OTL	Pts	GF	GA
Home	287	166	76	45	0	377	1013	706
Road	285	93	134	58	0	244	742	871
Totals	572	259	210	103	0	621	1755	1577

NEW YORK RANGERS

Website: www.newyorkrangers.com

Address: 2 Pennsylvania Plaza, 14th Fl
New York, NY 10121

Arena: Madison Square Garden (18,200)

All-Time Regular-Season Record: 2359-2344-808-55
in 82 seasons

All-Time Stanley Cup Playoff Record: 195-208-8

Stanley Cup Champions: 1928, 1933, 1940, 1994



Management and Coaching Staff

President/General Manager & Alt. Gov.: Glen Sather

Head Coach: Tom Renney

Asst. Coaches: Benoit Allaire, Perry Pearn
Mike Pelino

Strength & Conditioning Coord.: Reg Grant

Head Athletic Trainer: Jim Ramsay

Media Contacts

Office Phone: 212/465-6486

Fax: 212/465-6494

Vice President, Public Relations: John Rosasco

Director, Public Relations: Brendan McIntyre

Manager, Public Relations: Jody Sowa

Coordinator, Public Relations: Dino Ticinelli

Equipment Manager: Acacio Marques

Asst. Equipment Manager: James Johnson

Massage Therapist/Asst. Trainer: Bruce Lifrieri

DETROIT VS. OTTAWA

2008-2009 SEASON

Season Record

Site	W	L	T	Pts	GF	GA	PPGF	PPGA	SHGF	SHGA	PM
Home	0	0	0	0	0	0	0	0	0	0	0
Road	1	0	0	2	3	2	0	1	0	0	12
Totals	1	0	0	2	3	2	0	1	0	0	12

Results

Date	Site	W/L	DRW	Opp
10/11	A	W	3	2

Goals By Period

Team	1	2	3	OT	SO	Total
Detroit	1	0	2	0	0	3
Ottawa	1	1	0	0	0	2

Special Teams

Detroit Power Play

Home	0	0
Road	0-5	0
Totals	0-5	0

Detroit Penalty Kill

Home	0	0
Road	4-5	.800
Totals	4-5	.800

Leaders

Detroit

Johan Franzen	2-0—2 in 1 game
Henrik Zetterberg	0-2—2 in 1 game
5 players tied with 1pt	in 1 game
Chris Osgood	1-0-0, 2 GAA, 2.00 GAA

Ottawa

5 players tied with 1pt	in 1 game
Martin Gerber	0-1-0, 3 GA, 3.05 GAA

All-Time Series Record

Site	GP	W	L	T	OTL	Pts	GF	GA
Home	10	6	4	0	0	12	35	22
Road	12	7	4	1	0	15	34	33
Totals	22	13	8	1	0	27	69	55

OTTAWA SENATORS

Website: www.ottawasenators.com

Address: 1000 Palladium Drive

Ottawa, ON K2V 1A4

Arena: Scotiabank Place (19,153)

All-Time Regular-Season Record: 526-513-115-46 in 16 seasons

All-Time Stanley Cup Playoff Record: 37-51

Stanley Cup Champions: None



Management and Coaching Staff

General Manager: Bryan Murray
Hockey Administrator: Kevin Billet
Head Coach: Craig Hartsburg
Asst. Coaches: Greg Carvel, Curtis Hunt
Goaltending Coach: Eli Wilson
Conditioning Coach: Adam Douglas
Video Coach: Tim Pattysen
Head Athletic Trainer: Gerry Townend
Asst. Athletic Therapist: Andy Playter
Equipment Manager: Scott Allegrino
Asst. Equipment Manager: Chris Cook

Media Contacts

Office Phone: 613/599-0250
Fax: 613/599-5562
Vice President, Communications: Phil Legault
Manager, Communications: Brian Morris
Coordinator, Communications: Chris Moore

DETROIT VS. PHILADELPHIA**2008-2009 SEASON****Season Record***

Site	W	L	OTL	Pts	GF	GA	PPGF	PPGA	SHGF	SHGA	PM
Home	1	0	0	2	3	2	0	0	0	0	6
Road	0	0	0	0	0	0	0	0	0	0	0
Totals	1	0	0	2	3	2	0	0	0	0	6

Results

Date	Site	W/L	DRW	Opp
3/17	H	W	3	2

Goals By Period

Team	1	2	3	OT	SO	Total
Detroit	0	1	2	0	0	3
Philadelphia	1	1	0	0	0	2

Special Teams**Detroit Power Play**

Home	0-5	0
Road	0	0
Totals	0-5	0

Detroit Penalty Kill

Home	2-2	1.000
Road	0	0
Totals	2-2	1.000

Leaders**Detroit**

Pavel Datsyuk	1-1—2 in 1 game
Johan Franzen	1-1—2 in 1 game
Chris Osgood	1-0-0, 2 GA, 2.00 GAA

Philadelphia

Scott Hartnell	1-1—2 in 1 game
Daniel Carcillo	0-1—1 in 3 games
Jeff Carter	0-1—1 in 1 game
Braydon Coburn	0-1—1 in 1 game
Joffrey Lupul	1-0—1 in 1 game
Martin Biron	0-1-0, 3 GA, 3.05 GAA

All-Time Series Record

Site	GP	W	L	T	OTL	Pts	GF	GA
Home	61	33	18	10	0	76	219	187
Road	59	13	35	11	0	37	169	236
Totals	120	46	53	21	0	113	388	423

PHILADELPHIA FLYERSWebsite: www.philadelphiaflyers.com

Address: 3601 South Broad Street

Philadelphia, PA 19148

Arena: Wachovia Center (19,523)

All-Time Regular-Season Record: 1577-1091-457-53
in 40 seasons

All-Time Stanley Cup Playoff Record: 189-174

Stanley Cup Champions: 1974, 1975

**Management and Coaching Staff**

General Manager: Paul Holmgren

Asst. General Manager: Barry Hanrahan

Head Coach: John Stevens

Asst. Coaches: Joe Mullen, Jack McIlhargey

Goaltending Coach: Reggie Lemelin

Athletic Trainer/Strength & Conditioning Coach:
Jim McCrossin

Head Equipment Manager: Derek Settlemyre

Equipment Managers: Harry Bricker,
Anthony Oratorio**Media Contacts**

Office Phone: 215/389-9554

Fax: 215/389-9403

Senior Director of Communications: Zack Hill

Director of Media Services & Publications:
Joe KluegManager, Communications & New Media:
Kevin Kurz

DETROIT VS. PHOENIX

2008-2009 SEASON

Season Record

Site	W	L	OTL	Pts	GF	GA	PPGF	PPGA	SHGF	SHGA	PM
Home	2	0	0	4	8	6	3	3	0	0	14
Road	1	1	0	2	8	10	5	4	1	0	24
Totals	3	1	0	6	16	16	8	7	1	0	38

Results

Date	Site	W/L	DRW	Opp
12/13	A	W(SO)	5	4
1/20	A	L	3	6
2/4	H	W	5	4
3/10	H	W(OT)	3	2

Goals By Period

Team	1	2	3	OT	SO	Total
Detroit	4	6	4	1	1	16
Phoenix	4	4	8	0	0	16

Special Teams

Detroit Power Play

Home	3-6	.500
Road	5-9	.556
Totals	8-15	.533

Detroit Penalty Kill

Home	4-7	.571
Road	7-11	.636
Totals	11-18	.611

Leaders

Detroit

Pavel Datsyuk	0-7—7 in 4 games
Johan Franzen	3-2—5 in 3 games
Ty Conklin	1-1-0, 7 GA, 3.41 GAA

Phoenix

Ed Jovanovski	2-4—6 in 4 games
Shane Doan	2-3—5 in 4 games
Joakim Lindstrom	2-3—5 in 4 games
Ilya Bryzgalov	1-1—2 in 4 games

All-Time Series Record

Site	GP	W	L	T	OTL	Pts	GF	GA
Home	59	31	20	8	0	70	230	193
Road	57	25	18	14	0	64	188	168
Totals	116	56	38	22	0	134	418	361

PHOENIX COYOTES

Website: www.phoenixcoyotes.com

Address: 9400 W. Maryland Ave.

Glendale, AZ 85305

Arena: Jobing.com Arena (17,125)

All-Time Regular-Season Record: 892-1041-266-41
in 29 seasons

All-Time Stanley Cup Playoff Record: 29-63

Stanley Cup Champions: None



Management and Coaching Staff

Exec. VP/General Manager & Alt. Gov: Don Maloney

Asst. General Manager: Brad Treliving

Head Coach: Wayne Gretzky

Assoc. Coach: Ulf Samuelsson

Media Contacts

Office Phone: 623/772-3876

Fax: 623/772-3878

VP of News Content: Dave Vest

Director of Media Relations: Sergey Kocharov

Goaltending Coach: Grant Fuhr

Strength & Conditioning Coord.: Mike Bahn

Head Athletic Trainer: Jason Serbus

Massage Therapist: Jukka Nieminen

Head Equipment Manager: Stan Wilson

Equipment Manager: Tony Silva

Asst. Equipment Manager: Jason Rudee

Director of Publicity: Ryan Narramore

Manager of Communications: Rob Crean

DETROIT VS. PITTSBURGH**2008-2009 SEASON****Season Record***

Site	W	L	OTL	Pts	GF	GA	PPGF	PPGA	SHGF	SHGA	PM
Home	0	0	1	1	6	7	3	1	0	0	10
Road	1	0	0	2	3	0	1	0	0	0	10
Totals	1	0	1	3	9	7	4	1	0	0	20

Results

Date	Site	W/L	DRW	Opp
11/11	H	OTL	6	7
2/8	A	W	3	0

Goals By Period

Team	1	2	3	OT	SO	Total
Detroit	2	3	4	0	0	9
Pittsburgh	1	1	4	1	0	7

Special Teams**Detroit Power Play**

Home	3-5	.600
Road	1-3	.333
Totals	4-8	.500

Detroit Penalty Kill

Home	4-5	.800
Road	4-4	1.000
Totals	8-9	.889

Leaders**Detroit**

Pavel Datsyuk	3-0—3 in 2 games
Marian Hossa	1-2—3 in 2 games
Jiri Hudler	1-2—3 in 2 games
Nicklas Lidstrom	0-3—3 in 2 games
Ty Conklin	1-0-0, 0 GA, 0.00 GAA

Pittsburgh

Jordan Staal	3-1—4 in 2 games
Sidney Crosby	1-2—3 in 2 games
5 players with 2 pts.	in 2 games
Mathieu Garon	0-1-0, 1 GA, 1.22 GAA

All-Time Series Record

Site	GP	W	L	T	OTL	Pts	GF	GA
Home	67	41	13	12	1	95	262	186
Road	67	19	44	4	0	42	200	281
Totals	134	60	57	16	1	137	462	467

PITTSBURGH PENGUINSWebsite: www.pittsburghpenguins.com

Address: 66 Mario Lemieux Place

Pittsburgh, PA 15219

Arena: Mellon Arena (16,940)

All-Time Regular-Season Record: 1315-1424-383-56
in 41 seasons

All-Time Stanley Cup Playoff Record: 124-109

Stanley Cup Champions: 1991, 1992

**Management and Coaching Staff**

Executive VP & GM: Ray Shero

Asst. General Manager: Chuck Fletcher

Senior Advisor, Hockey Operations: Ed Johnston

Head Coach: Michel Therrien

Asst. Coaches: Andre Savard, Mike Yeo

Goaltending Coach: Gilles Meloche

Strength & Conditioning Coach: Mike Kadar

Head Athletic Trainer: Chris Stewart

Assistant Athletic Trainer: Scott Adams

Equipment Manager: Dana Heinze

Asst. Equipment Manager: Paul DeFazio, Danny Kroll

Media Contacts

Office Phone: 412/642-1300

Fax: 412/642-1322

Assistant Director of Media Relations:

Brian Werger

Sr. Director of Team Operations &

Communications: Frank Buonomo

Director of Communications: Jennifer Bullano

Communications Coordinator: Eric Heasley

DETROIT VS. SAN JOSE**2008-2009 SEASON****Season Record**

Site	W	L	OTL	Pts	GF	GA	PPGF	PPGA	SHGF	SHGA	PM
Home	2	0	0	4	10	1	2	1	1	0	22
Road	0	2	0	0	7	10	1	3	0	0	20
Totals	2	2	0	4	17	11	3	4	1	0	42

Results

Date	Site	W/L	DRW	Opp
10/30	A	L	2	4
12/18	H	W	6	0
1/17	A	L	5	6
2/25	H	W	4	1

Goals By Period

Team	1	2	3	OT	SO	Total
Detroit	5	6	6	0	0	17
San Jose	2	6	3	0	0	11

Special Teams**Detroit Power Play**

Home	2-10	.200
Road	1-5	.200
Totals	3-15	.200

Detroit Penalty Kill

Home	8-9	.889
Road	2-5	.400
Totals	10-14	.714

Leaders**Detroit**

Pavel Datsyuk	2-5—7 in 4 games
Marian Hossa	4-3—7 in 4 games
Brian Rafalski	2-2—4 in 4 games
Henrik Zetterberg	3-1—4 in 4 games
Ty Conklin	2-1-0, 5 GA, 1.68 GAA

San Jose

Ryane Clowe	1-4—5 in 4 games
Milan Michalek	1-4—5 in 3 games
Evgeni Nabokov	2-2-0, 17 GA, 4.25 GAA

All-Time Series Record

Site	GP	W	L	T	OTL	Pts	GF	GA
Home	33	28	4	1	0	57	132	56
Road	34	17	14	3	0	37	130	123
Totals	67	45	18	4	0	94	262	179

SAN JOSE SHARKSWebsite: www.sjsharks.comAddress: 525 W. Santa Clara Street
San Jose, CA 95113

Arena: HP Pavilion (17,496)

All-Time Regular-Season Record: 526-580-121-53
in 17 seasons

All-Time Stanley Cup Playoff Record: 57-62

Stanley Cup Champions: None

**Management and Coaching Staff**

Executive VP & General Manager:

Doug Wilson

VP/Asst. General Manager: Wayne Thomas

Head Coach: Todd McLellan

Asst. Coaches: Todd Richards, Trent Yawney

Media Contacts

Office Phone: 408/999-5711

Fax: 408/999-5822

Director of Media Relations: Scott Emmert

Media Relations Manager: Tom Holy

Media Relations and Team Services Coordinator:

Jay Woodcroft

Ryan Stenn

Head Athletic Trainer: Ray Tufts

Asst. Athletic Trainer: Wes Howard

Strength & Conditioning Coordinator: Mike Potenza

Equipment Manager: Mike Aldrich

Equipment Asst. & Equipment Transportation: Roy Sneesby,

Rick Bronwell

DETROIT VS. ST. LOUIS

2008-2009 SEASON

Season Record

Site	W	L	OTL	Pts	GF	GA	PPGF	PPGA	SHGF	SHGA	PM
Home	2	1	0	4	12	9	3	4	1	0	47
Road	3	0	0	6	14	5	4	10	1	0	35
Totals	5	1	0	10	26	14	7	14	2	0	82

Results

Date	Site	W/L	DRW	Opp
10/22	A	W	4	3
12/23	H	W	4	1
2/2	H	W(SO)	4	3
3/3	A	W	5	0
3/14	A	W	5	2
4/2	H	L	4	5

Goals By Period

Team	1	2	3	OT	SO	Total
Detroit	4	13	8	0	1	26
St. Louis	1	6	7	0	0	14

Special Teams

Detroit Power Play

Home	3-15	.200
Road	4-14	.286
Totals	7-29	.241

Detroit Penalty Kill

Home	13-17	.765
Road	10-12	.833
Totals	23-29	.793

Leaders

Detroit

Pavel Datsyuk	5-7—12 in 6 games
Nicklas Lidstrom	3-4—7 in 6 games
Johan Franzen	2-4—6 in 6 games
Chris Osgood	3-0-0, 5 GA, 1.63 GAA

St. Louis

David Backes	4-2—6 in 6 games
Brad Boyes	1-5—6 in 6 games
Andy McDonald	1-4—5 in 4 games
T.J. Oshie	3-2—5 in 5 games
Chris Mason	1-2-1, 13 GA, 4.00 GAA

All-Time Series Record

Site	GP	W	L	T	OTL	Pts	GF	GA
Home	125	61	44	17	3	142	452	370
Road	125	45	57	20	3	113	358	401
Totals	250	106	101	37	6	255	810	771

ST. LOUIS BLUES

Website: www.stlouisblues.com

Address: 1401 Clark Avenue

St. Louis, MO 63103

Arena: Scottrade Center (19,150)

All-Time Regular-Season Record: 1376-1311-432-59
in 40 seasons

All-Time Stanley Cup Playoff Record: 138-165

Stanley Cup Champions: None



Management and Coaching Staff

Sr. Vice President/General Manager:

Larry Pleau

Head Coach: Andy Murray

Asst. Coach: Ray Bennett, Brad Shaw

Asst. Coach/Goaltending Coach: Rick Wamsley

Athletic Trainer: Ray Barile

Strength & Conditioning Coach: Nelson Ayotte

Massage Therapist: Jeff Wright

Equipment Manager: Bert Godin

Asst. Equipment Manager: Steve Wissman

Equipment Asst.: Ray Halle

Media Contacts

Office Phone: 314/622-2500

Fax: 314/622-2533

VP of Public Relations : Mike Caruso

Asst. Directors of Public Relations &

Team Services: Scott Bonanni, Rich Jankowski

DETROIT VS. TAMPA BAY

2008-2009 SEASON

Season Record

Site	W	L	OTL	Pts	GF	GA	PPGF	PPGA	SHGF	SHGA	PM
Home	0	0	0	0	0	0	0	0	0	0	0
Road	1	0	0	2	4	3	2	1	0	0	8
Totals	1	0	0	2	4	3	2	1	0	0	8

Results

Date	Site	W/L	DRW	Opp
11/13	A	W	4	3

Goals By Period

Team	1	2	3	OT	SO	Total
Detroit	0	1	3	0	0	4
Tampa Bay	2	0	1	0	0	3

Special Teams

Detroit Power Play

Home	0	0
Road	2-5	.400
Totals	2-5	.400

Detroit Penalty Kill

Home	0	0
Road	3-4	.750
Totals	3-4	.750

Leaders

Detroit

Pavel Datsyuk	1-1—2 in 1 game
Johan Franzen	1-1—2 in 1 game
Marian Hossa	0-2—2 in 1 game
Mikael Samuelsson	1-1—2 in 1 game
Chris Osgood	1-0-0, 3 GA, 3.00 GAA

Tampa Bay

Shane O'Brien	0-3—3 in 4 games
8 players tied with 1pt	in 1 game
Olie Kolzig	0-1-0, 4 GA, 4.14 GAA

All-Time Series Record

Site	GP	W	L	T	OTL	Pts	GF	GA
Home	13	11	1	1	0	23	51	23
Road	16	11	4	1	0	23	71	49
Totals	29	22	5	2	0	46	122	72

TAMPA BAY LIGHTNING

Website: www.tampabaylightning.com

Address: 401 Channelside Drive

Tampa, FL 33602

Arena: St. Pete Times Forum (19,758)

All-Time Regular-Season Record: 446-595-112-47
in 16 seasons

All-Time Stanley Cup Playoff Record: 26-25

Stanley Cup Champions: 2004



Management and Coaching Staff

Executive Vice President/General Manager

& Alternate Governor: Jay Feaster

Asst. General Managers: Claude Loiselle,

Tom Kurvers

Head Coach: Berry Melrose

Associate Coach: Rick Tocchet

Asst. Coaches: Wes Walz, Cap Raeder

Head Medical Trainer: Tom Mulligan

Video Coach: Nigel Kirwan

Equipment Manager: Ray Thill

Asst. Equipment Managers: Rob Kennedy, Clay Roffer

Asst. Medical Trainer: Mike Poirier

Media Contacts

Office Phone: 813/301-6500

Fax: 813/301-1480

Executive Vice President, Communications:

Bill Wickett

Director of Public Relations: Jay Preble

Media Relations Manager: Brian Breseman

Public Relations Coordinator: Dana O'Shea

DETROIT VS. TORONTO

2008-2009 SEASON

Season Record

Site	W	L	OTL	Pts	GF	GA	PPGF	PPGA	SHGF	SHGA	PIM
Home	0	1	0	0	2	3	1	1	0	0	4
Road	0	0	0	0	0	0	0	0	0	0	0
Totals	0	1	0	0	2	3	1	1	0	0	4

Results

Date	Site	W/L	DRW	Opp
10/9	H	L	2	3

Goals By Period

Team	1	2	3	OT	SO	Total
Detroit	0	1	1	0	0	2
Toronto	1	1	1	0	0	3

Special Teams

Detroit Power Play

Home	1-3	.333
Road	0	0
Totals	1-3	.333

Detroit Penalty Kill

Home	1-2	.500
Road	0	0
Totals	1-2	.500

Leaders

Detroit

Tomas Holmstrom 2-0—2 in 1 game
4 players tied with 1pt in 1 game
Chris Osgood 0-1-0, 3 GA, 3.05 GAA

Toronto

Carlo Colaiacovo 0-3—3 in 6 games
Vesa Toskala 1-0-0, 0 GA, 2.00 GAA

All-Time Series Record

Site	GP	W	L	T	OTL	Pts	GF	GA
Home	324	169	107	46	2	386	975	796
Road	317	105	164	47	1	258	848	1048
Totals	641	274	271	93	3	644	1823	1844

TORONTO MAPLE LEAFS

Website: www.mapleleafs.com

Address: 40 Bay Street, Suite 400

Toronto, ON M5J 2X2

Arena: Air Canada Centre (18,819)

All-Time Regular-Season Record: 2535-2426-783-48

in 91 seasons

All-Time Stanley Cup Playoff Record: 251-269-4

Stanley Cup Champions: 1918, 1922, 1932, 1942,
1945, 1947, 1948, 1949, 1951, 1962, 1963, 1964, 1967



Management and Coaching Staff

General Manager: Cliff Fletcher

Head Coach: Ron Wilson

Asst. GM & Director, Hockey Operations:

Jeff Jackson

Asst. Coaches: Keith Acton, Tim Hunter

Rob Zettler

Player Development Coach: Paul Dennis

Strength & Conditioning Coordinator: Matt Nichol

Head Athletic Therapist: Rudy Cantu

Asst. Athletic Therapist: Steve Dias

Equipment Manager: Brian Papineau

Asst. Equipment Managers: Tom Blatchford,

Bobby Hastings

Media Contacts

Office: 416/815-5700

Fax: 416/359-9331

Sr. VP Communications: John Lashway

Director, Media Relations: Pat Park

Media Relations Coordinator: Craig Downey

DETROIT VS. VANCOUVER**2008-2009 SEASON****Season Record**

Site	W	L	OTL	Pts	GF	GA	PPGF	PPGA	SHGF	SHGA	PIM
Home	1	0	1	3	9	9	3	1	0	0	18
Road	1	0	1	3	5	5	4	1	0	0	30
Totals	2	0	2	6	14	14	7	2	0	0	48

Results

Date	Site	W/L	DRW	Opp
10/16	H	OTL	3	4
11/2	A	W	3	2
11/24	A	OTL	2	3
12/4	H	W	6	5

Goals By Period

Team	1	2	3	OT	SO	Total
Detroit	5	5	4	0	0	14
Vancouver	3	4	5	2	0	14

Special Teams**Detroit Power Play**

Home	3-11	.273
Road	4-8	.500
Totals	7-19	.368

Detroit Penalty Kill

Home	6-7	.857
Road	9-10	.900
Totals	15-17	.882

Leaders**Detroit**

Nicklas Lidstrom	1-5—6 in 4 games
Pavel Datsyuk	1-3—4 in 4 games
Jiri Hudler	2-2—4 in 4 games
Brian Rafalski	2-2—4 in 4 games
Mikael Samuelsson	2-2—4 in 4 games
Chris Osgood	2-0-2, 14 GA, 3.46 GAA

Vancouver

Daniel Sedin	1-4—5 in 4 games
Mason Raymond	2-2—4 in 4 games
Sami Salo	1-3—4 in 4 games
Roberto Luongo	1-1-0, 6 GA, 3.03 GAA

All-Time Series Record

Site	GP	W	L	T	OTL	Pts	GF	GA
Home	74	45	18	8	3	101	298	213
Road	73	30	32	10	1	71	231	259
Totals	147	75	50	18	4	172	529	472

VANCOUVER CANUCKSWebsite: www.canucks.com

Address: 800 Griffiths Way

Vancouver BC V6B 6G1

Arena: General Motors Place (18,630)

All-Time Regular-Season Record: 1154-1358-391-49
in 38 seasons

All-Time Stanley Cup Playoff Record: 71-96

Stanley Cup Champions: None

Management and Coaching Staff

GM & Alt. Governor: Mike Gillis

Dir., Hockey Administration: Lawrence Gilman

Head Coach: Alain Vigneault

Asst. Coach: Ryan Walter

Assoc. Coach: Rick Bowness

Goaltending Coach: Ian Clark

Strength & Conditioning Coach: Roger Takahashi

Media Contacts

Office Phone: 604/899-4606

Fax: 604/899-4640

Director, Media Relations & Team Operations:

T.C. Carling

Manager, Media Relations & Team Operations:

Ben Brown

Coordinator, Media Relations & Publications:

Stephanie Maniago

Medical Trainer: Mike Burnstein

Assistant Medical Trainers: Marty Dudgeon,

Jon Sanderson

Equipment Manager: Pat O'Neill

Asst. Equipment Manager: Jamie Hendricks



DETROIT VS. WASHINGTON**2008-2009 SEASON****Season Record**

Site	W	L	OTL	Pts	GF	GA	PPGF	PPGA	SHGF	SHGA	PM
Home	0	0	0	0	0	0	0	0	0	0	0
Road	0	1	0	0	2	4	1	1	0	0	6
Totals	0	1	0	0	2	4	1	1	0	0	6

Results

Date	Site	W/L	DRW	Opp
1/31	A	L	2	4

Goals By Period

Team	1	2	3	OT	SO	Total
Detroit	1	0	1	0	0	2
Washington	1	1	2	0	0	4

Special Teams**Detroit Power Play**

Home	0	0
Road	1-7	.143
Totals	1-7	.143

Detroit Penalty Kill

Home	0	0
Road	2-3	.667
Totals	2-3	.667

Leaders**Detroit**

Pavel Datsyuk	0-1—1 in 1 game
Valtteri Filppula	0-1—1 in 1 game
Johan Franzen	1-0—1 in 1 game
Jiri Hudler	0-1—1 in 1 game
Ville Leino	1-0—1 in 1 game
Ty Conklin	0-1-0, 4 GA, 4.07 GAA

Washington

Nicklas Backstrom	0-2—2 in 1 game
Mike Green	1-1—2 in 1 game
Viktor Kozlov	1-1—2 in 1 game
Alex Ovechkin	2-0—2 in 1 game
Jose Theodore	1-0-0, 2 GA, 2.00 GAA

All-Time Series Record

Site	GP	W	L	T	OTL	Pts	GF	GA
Home	48	22	15	11	0	55	165	138
Road	48	21	22	5	0	47	153	175
Totals	96	43	37	16	0	102	318	313

WASHINGTON CAPITALSWebsite: www.washingtoncaps.comOffice & Practice Rink: Kettler Capitals Iceplex
627 N. Glebe Rd., Suite 850
Arlington, VA 22203

Arena: VerizonCenter (18,277)

All-Time Regular-Season Record: 1111-1175-303-51
in 34 seasons

All-Time Stanley Cup Playoff Record: 72-89

Stanley Cup Champions: None

**Management and Coaching Staff**Vice President & General Manager:
George McPhee

Head Coach: Bruce Boudreau

Asst. Coach: Dean Evason, Jay Leach

Goaltending Coach: Dave Prior

Video Coach: Jonas Plumb

Head Athletic Trainer: Greg Smith

Head Equipment Manager: Brock Myles

Asst. Equipment Manager: Craig Leydig

Equipment Assistant: Brian Metzger

Media Contacts

Office Phone: 202/266-2200 Or 266/266/2360

Fax: 202/266-2210

Vice President of Communications: Kurt Kehl

Director of Media Relations: Nate Ewell

Manager of Media Relations: Paul Rovnak

2008-2009 RECORD BY MONTHS

OVERALL									
	W		L		OT	PTS			
October	7		2		2	16			
November	8		2		2	18			
December	9		3		1	19			
January	7		4		2	16			
February	10		3		1	21			
March	8		4		1	17			
April	2		3		1	5			
TOTAL	51		21		10	112			

HOME					ROAD				
	W	L	OT	PTS	W	L	OT	PTS	
October	2	1	1	5	5	1	1	11	
November	3	1	1	7	5	1	1	11	
December	8	1	0	16	1	2	1	3	
January	3	1	0	6	4	3	2	10	
February	8	0	1	17	2	3	0	4	
March	2	3	1	5	6	1	0	12	
April	1	2	1	3	1	1	0	2	
TOTAL	27	9	5	59	24	12	5	53	

2008-2009 RECORD BY DAYS

OVERALL									
	W		L		OT	PTS			
Sunday	4		2		1	9			
Monday	6		2		2	14			
Tuesday	8		1		2	18			
Wednesday	7		1		1	15			
Thursday	8		4		3	19			
Friday	6		4		0	12			
Saturday	12		7		1	9			

HOME					ROAD				
	W	L	OT	PTS	W	L	OT	PTS	
Sunday	1	1	1	3	3	1	0	6	
Monday	3	1	0	6	3	1	2	8	
Tuesday	5	0	1	11	3	1	1	7	
Wednesday	4	1	0	8	3	0	1	7	
Thursday	4	3	3	11	4	1	0	8	
Friday	4	1	0	8	2	3	0	4	
Saturday	6	2	0	12	6	5	1	13	

2008-2009 RECORD ON SUCCESSIVE DAYS

The Red Wings played on consecutive days 16 times in 2008-09

Overall: 20-10-2

Record in 1st Game: 11-4-1

Record in 2nd Game: 9-6-1

2008-2009 RECORD VS. DIVISIONS

	W	L	OT	PTS
Central:	14	8	2	30
Northwest:	12	3	5	29
Pacific:	13	5	2	28
Southeast:	5	1	0	10
Atlantic:	4	1	1	9
Northeast:	3	3	0	6

2008-2009 SHOTS BY PERIODS

	1st	2nd	3rd	OT	Total	Avg.
Detroit	955	1,048	925	37	2,965	36.2
Opponents	779	685	768	42	2,274	27.7

2008-2009 GOALS BY PERIODS

	1st	2nd	3rd	OT	Total	Avg.
Detroit	79	101	106	3	289	3.52
Opponents	72	71	91	6	240	2.93

2008-2009 HOLDING LEAD, TRAILING, TIED

Scoring first	37-4-5	79
Opponents scoring first	14-17-5	33
Leading after one period	26-1-6	58
Trailing after one period	10-11-3	23
Tied after one period	15-9-1	31
Leading after two periods	34-2-6	74
Trailing after two periods	8-16-0	16
Tied after two periods	9-3-4	22

2008-2009 CLOSE DECISIONS

One-Goal Games:	24-17
Two-Goal Games:	9-8
Three-Goal Games	18-6

2008-2009 GOAL MARGINS

Scoring 0 goals	0-3-0
Scoring 1 goal	0-4-0
Scoring 2 goals	2-9-2
Scoring 3 goals	14-3-3
Scoring 4 goals	15-1-2
Scoring 5 goals	11-1-2
Scoring 6 goals	8-0-1
Scoring 7 goals	0-0-0
Scoring 8 goals	1-0-0
Scoring 9 goals	0-0-0
Scoring 10 goals	0-0-0
Allowing 0 goals	8-0-0
Allowing 1 goal	9-0-0
Allowing 2 goals	14-1-0
Allowing 3 goals	12-7-2
Allowing 4 goals	6-6-3
Allowing 5 goals	2-3-2
Allowing 6 goals	0-2-2
Allowing 7 goals	0-0-1
Allowing 8 goals	0-2-0
Allowing 9 goals	0-0-0
Allowing 10 goals	0-0-0



Darren Helm scores the series clinching goal in Round Three vs. the Chicago Blackhawks



2008-2009 POWER-PLAY GOALS & PENALTY KILLING VS. NHL

vs. Anaheim Ducks

Power-Play: 5-20, 25% - (Datsyuk (2), Zetterberg (2), Hudler)

Penalty Kill: 13-18, 72% - (Selanne (3), Perry, Getzlaf)

vs. Atlanta Thrashers

Power-Play: 2-8, 25% - (Zetterberg, Franzen)

Penalty Kill: 10-13, 77% - (Hainsey, Little, Kozlov)

vs. Boston Bruins

Power-Play: 1-3, 33% - (Hudler)

Penalty Kill: 1-1, 100%

vs. Buffalo Sabres

Power-Play: 1-5, 20% (Stuart)

Penalty Kill: 5-5, 100%

vs. Calgary Flames

Power-Play: 3-16, 19% - (Zetterberg, Samuelsson, Lidstrom)

Penalty Kill: 13-17, 76% - (Giordano, Moss, Jokinen, Cammalleri)

vs. Carolina Hurricanes

Power-Play: 2-6, 33% - (Lidstrom, Holmstrom)

Penalty Kill: 4-4, 100%

vs. Chicago Blackhawks

Power-Play: 8-24, 33% - (Franzen (2), Hossa, Zetterberg, Datsyuk, Samuelsson, Rafalski, Filppula)

Penalty Kill: 22-30, 73% - (Versteeg (2), Kane, Sharp, Toews, Havlat, Keith, Bolland)

vs. Colorado Avalanche

Power-Play: 4-18, 22% (Datsyuk, Holmstrom, Cleary (2))

Penalty Kill: 8-13, 62% - (Stastny, Sale, Smyth, Liles, Svatos)

vs. Columbus Blue Jackets

Power-Play: 6-26, 23% - (Zetterberg, Hudler, Datsyuk, Hossa (2), Kronwall)

Penalty Kill: 20-22, 91% - (Nash, Umberger)

vs. Dallas Stars

Power-Play: 4-21, 19% (Holmstrom, Datsyuk, Hossa (2))

Penalty Kill: 14-18, 78% (Ott (2), Lehtinen, Eriksson)

vs. Edmonton Oilers

Power-Play: 6-19, 32% - (Kronwall, Datsyuk, Kopecky, Hudler, Rafalski, Hossa)

Penalty Kill: 16-19, 84% - (Souray, Cogliano, Grebeshkov)

vs. Florida Panthers

Power-Play: 1-4, 25% - (Franzen)

Penalty Kill: 3-3, 100%

vs. Los Angeles Kings

Power-Play: 2-17, 12% - (Hossa, Franzen)

Penalty Kill: 13-15, 87% - (Moller, Frolov)

vs. Minnesota Wild

Power-Play: 1-14, 7% - (Franzen)

Penalty Kill: 9-12, 75% - (Nolan (2), Burns)

vs. Montreal Canadiens

Power-Play: 0-3, 0%

Penalty Kill: 2-3, 67% (Plekanec)

vs. Nashville Predators

Power-Play: 10-26, 38% (Datsyuk, Hossa, Hudler, Zetterberg, Franzen (2), Lidstrom (2), Samuelsson, Kronwall)

Penalty Kill: 16-23, 70% (Klein, Bonk, Sullivan (2), Arnott, Suter, Dumont)

vs. New Jersey Devils

Power-Play: 0-4, 0%

Penalty Kill: 3-3, 100%

vs. New York Islanders

Power-Play: 0-6, 0%
 Penalty Kill: 3-3, 100%

vs. New York Rangers

Power-Play: 1-3, 33% - (Hudler)
 Penalty Kill: 2-2, 100%

vs. Ottawa Senators

Power-Play: 0-5, 0%
 Penalty Kill: 4-5, 80% - (Picard)

vs. Philadelphia Flyers

Power-Play: 0-5, 0%
 Penalty Kill: 2-2, 100%

vs. Phoenix Coyotes

Power-Play: 8-15, 53% (Holmstrom, Franzen, Samuelsson (2), Lidstrom (3), Rafalski)
 Penalty Kill: 11-18, 61% - (Boedker, Doan (2), Yandle, Jovanovski (2), Lindstrom)

vs. Pittsburgh Penguins

Power-Play: 4-8, 50% - (Holmstrom, Franzen, Zetterberg, Datsyuk)
 Penalty Kill: 8-9, 89% - (Malkin)

vs. San Jose Sharks

Power-Play: 3-15, 20% - (Hossa (2), Zetterberg)
 Penalty Kill: 10-14, 71% - (Clowe, Cheechoo, Ehrhoff (2))

vs. St. Louis Blues

Power-Play: 7-29, 24% - (Holmstrom, Lidstrom (3), Datsyuk, Zetterberg, Kronwall)
 Penalty Kill: 23-29, 79% - (Tkachuk, Oshie (2), Berglund, Jackman, McDonald)

vs. Tampa Bay Lightning

Power-Play: 2-5, 40% - (Zetterberg, Samuelsson)
 Penalty Kill: 3-4, 75% - (Jokinen)

vs. Toronto Maple Leafs

Power-Play: 1-3, 33% - (Holmstrom)
 Penalty Kill: 1-2, 50% - (Kubina)

vs. Vancouver Canucks

Power-Play: 7-19, 37% - (Holmstrom, Rafalski (2), Samuelsson, Zetterberg, Datsyuk, Cleary)
 Penalty Kill: 15-17, 88% - (Salo, Wellwood)

vs. Washington Capitals

Power-Play: 1-6, 17% - (Franzen)
 Penalty Kill: 2-3, 67% - (Ovechkin)

2008-2009 RED WINGS' RECORDS BY QUARTERS

OVERALL	W-L-T	POINTS	POWER PLAY	PPG-PP OPP.
1st 22 games:	15-3-4	34	1st 22 Games:	30-93, 33.3%
2nd 20 games:	14-4-2	30	2nd 20 Games:	19-86, 22.1%
3rd 20 games:	12-6-2	26	3rd 20 Games:	27-96, 28.1%
4th 20 games:	10-8-2	22	4th 20 Games:	14-73, 19.2%
Total:	51-21-10		Total:	90-353, 25.5% (1st NHL)
HOME	W-L-T	POINTS	PENALTY KILL	PP GOALS AGAINST-TIMES SH PK%
1st 22 games:	5-2-2	12	1st 22 games:	19 PPga – 103 Times SH, 81.6%
2nd 20 games:	11-1-0	22	2nd 20 games:	16 PPga – 76 Times SH, 78.9%
3rd 20 games:	8-1-1	17	3rd 20 games:	23 PPga – 79 Times SH, 70.9%
4th 20 games:	3-5-2	8	4th 20 games:	13 PPga – 69 Times SH, 81.2%
Total:	27-9-5	59	Total:	71 PPga – 327 Times SH, 78.3% (25th NHL)
ROAD	W-L-T	POINTS		
1st 22 games:	10-1-2	22		
2nd 20 games:	3-3-2	8		
3rd 20 games:	4-5-1	9		
4th 20 games:	7-3-0	14		
Total:	24-12-5	53		

GOALS FOR

1st 22 games:	81
2nd 20 games:	76
3rd 20 games:	77
4th 20 games:	61
Total:	295

GOALS AGAINST

1st 22 games:	66
2nd 20 games:	52
3rd 20 games:	61
4th 20 games:	65
Total:	244

SHORTHANDED GOALS FOR

1st 22 Games:	1
2nd 20 Games:	2
3rd 20 Games:	1
4th 20 Games:	2
Total:	6

SHORTHANDED GOALS AGAINST

1st 22 Games:	0
2nd 20 Games:	0
3rd 20 Games:	2
4th 20 Games:	2
Total:	4

2008-2009 THREE-GOAL OR MORE GAMES

By DETROIT (none)**By Opponents**

PLAYER	DATE	OPPONENT
T. Selanne	10/29	Anaheim
J. Staal	11/11	Pittsburgh
R. Nash	1/27	Columbus
J. Arnott	2/28	Nashville
R. Nash	3/7	Columbus
D. Backes (4)	4/2	St. Louis

2008-2009 TWO-GOAL GAMES

By DETROIT

Hossa – 8	Datsyuk – 6
Zetterberg – 4	Franzen – 4
Hudler – 3	Lidstrom – 2
Cleary – 2	Holmstrom – 1

By Opponents -

A. Voros, NYR – 10/18	F. Tyutin, CBJ – 11/28
J. Toews, CHI – 12/6	E. Lysin, PHX – 1/20
A. Ovechkin, WSH – 1/31	J. Ward, NSH – 2/10
S. Sullivan, NSH – 2/18	O. Nolan, MIN – 2/21
O. Jokinen, CGY – 3/12	J. Lundmark, CGY – 3/12

2008-2009 SHORTHANDED GOALS

By DETROIT (6)

Zetterberg (2) – 2/25 vs. SJ and 3/29 vs. NSH
 Draper – 11/28 vs. CBJ
 Franzen – 12/13 at PHX
 Datsyuk – 12/23 vs. STL
 Kopecky – 3/3 at STL

By OPPONENT (4)

R. Nash, CBJ (2) – 1/27 and 3/7
 M. Koivu, MIN – 2/12
 F. Nielsen, NYI – 3/27

DETROIT RED WINGS' TEAM HISTORY

The Detroit Red Wings enter their 84th season in the National Hockey League as one of the premier franchises in professional hockey.

As the NHL's most storied American team, the Red Wings have featured some of the greatest players, coaches and executives the game has ever known. Throughout the 1900s, names like Adams, Howe, Abel, Lindsay, Sawchuk, Delvecchio and Hall became very familiar to hockey fans. The list continues today with names like Bowman, Shanahan, Fedorov, Yzerman, Lidstrom, Datsyuk and Zetterberg.

The first 83 seasons saw Detroit win 11 Stanley Cups, which is third behind only the Montreal Canadiens (23) and the Toronto Maple Leafs (13). The Red Wings most recently won Stanley Cup championships in 1997, 1998, 2002 and 2008, posted the NHL's best record in the decade of the '90s and became the benchmark to which all teams throughout the NHL measure their own success.

The 1920s

The roots of the Red Wings go all the way back to the old Western Hockey League, where the Victoria (British Columbia) Cougars were members until their roster was sold to a group from Detroit on September 25, 1926. The Detroit group had been awarded an NHL franchise on May 15, 1926.

The team began to play as the Detroit Cougars in the fall of 1926 while playing its home games in Windsor, Ontario. Despite the fact that the Victoria Cougars had won the Stanley Cup in 1925 and were Cup finalists in 1926, the Detroit Cougars finished with the NHL's worst record at 12-28-4 in 1926-27. Not only did the team struggle on the ice, but it performed poorly on the ledger sheet as well where the Cougars were more than \$80,000 in debt.

Help came the following season in the form of Jack Adams as the team's coach and general manager. Adams had played in the old Pacific Coast League and in the NHL with the Toronto St. Pats and Ottawa Senators. Adams' tenure as coach and GM would last until the 1962-63 season when Sid Abel took over.

The team also moved into the brand new Olympia Stadium for the 1927-28 season. A Detroit and professional hockey landmark, the Olympia would serve as the home for the franchise through the midway point of the 1979-80 season.

With Adams at the helm, the team made the playoffs for the first time in franchise history (1928-29). They were still among the NHL's have-nots, however, and perpetually close to bankruptcy.

The 1930s

Willing to try anything, Adams changed the name to the Detroit Falcons for the 1930-31 season.

After the depression, the team went into receivership and Adams was forced to use his own money to make payroll. It was so bad financially, that Adams joked if Montreal Canadiens superstar Howie Morenz were available for \$1.98 the Falcons still couldn't afford him. Things weren't much better on the ice as the team had only made the playoffs twice in its first six seasons.

In 1932, the financial problems ended when grain millionaire and shipping magnate James Norris Sr. purchased the team. Norris, like Adams, was a Canadian turned American. He had once played hockey for the Montreal Amateur Athletic Association's Winged Wheelers.

When the two men met, Norris and Adams agreed that the team's new logo would be a winged wheel and the club's nickname changed to the Red Wings.

The franchise already had a few players who would contribute to the team's first two Stanley Cups in 1936 and 1937 such as Ebbie Goodfellow, Larry Aurie, Herbie Lewis, Hec Kilrea and John Sorrell. Norris' money and Adams' ability to wheel and deal added such players as Carl Voss, Syd Howe, Marty Barry, goaltender Normie Smith, Bucko McDonald and others.

The Red Wings had an outstanding season in 1932-33 when Voss won the franchise's first



award by winning the Calder Trophy as the NHL's top rookie. Detroit continued its success in the following years, advancing to the semifinals against the New York Rangers in 1933 and losing in the Stanley Cup Final to the Chicago Blackhawks in 1934. Detroit slumped to under .500 and missed the playoffs in 1934-35 but came back to win the first Stanley Cup in franchise history in 1936, defeating the Toronto Maple Leafs three games to one in the finals.

The Red Wings went on to repeat as Cup champions in 1937, winning three games to two over the New York Rangers. However, one of the most memorable moments in Red Wings and NHL history came in Game 1 of the first round series against the Montreal Maroons at the Montreal forum on March 24, 1936. In the longest game ever played in NHL history, the Red Wings defeated the Maroons 1-0 on rookie Mud Bruneteau's goal at 16:30 into the sixth overtime period. That contest also began a playoff shutout run of 248 minutes and 32 seconds for Normie Smith.

The 1936 and 1937 teams featured two of the greatest players ever to wear the winged wheel in Ebbie Goodfellow and Syd Howe. Goodfellow played with the Red Wings from the 1929-30 season until 1942-43. He was a forward for the first five seasons and led the team in scoring in 1930-31 and 1931-32. His 1930-31 total of 48 points was good for second overall in the NHL. Since the team had a surplus of forwards, however, Adams asked Goodfellow to move to defense for the 1934-35 season. He made the move and helped the team win the Cup in 1936 and 1937. He was a first team All-Star on defense in 1936-37 and 1939-40, and a second-team selection in 1935-36. Goodfellow was a player-coach in his final season, in which the Red Wings won their third Stanley Cup.

Syd Howe was also a versatile player as he manned every position but goaltender during his 17-year NHL career, which spanned from 1929-30 to 1945-46. He played with the Red Wings for the last 11 seasons of his career. Howe played with the Ottawa Senators, Philadelphia Quakers, Toronto Maple Leafs and the Senators again before the franchise moved to St. Louis (then known as the Eagles). Howe went with them, but the financially strapped team sold Howe and defenseman Ralph (Scotty) Bowman – no relation to the Red Wings' former coach – to Detroit for Teddy Graham and \$50,000.

Howe went on to help the Red Wings win their first three Stanley Cups and holds the team record for goals in a game with six on Feb. 3, 1944, against the New York Rangers at Olympia. When Howe retired in 1946, he was the NHL's all-time leading scorer with 528 points. Goodfellow was elected to the Hockey Hall of Fame in 1963 and Howe in 1965.

Sid Abel, a young man from Melville, Saskatchewan, joined the Red Wings for part of the 1938-39 season. Abel played in only 15 games with Detroit that season and 24 the next as he split time between the NHL and the American Hockey League, but he became a regular in 1940-41.

The 1940s

Abel finished fifth in league scoring with 49 points in 1941-42 and became the captain of the Red Wings in 1942-43.

Detroit's blue line also got an addition in 1938-39 when Jack Stewart was introduced to the NHL. His dark features and physical game earned him the nickname 'Black Jack' Stewart as he terrorized opposing forwards with bone-crushing hits and his great strength.

The Red Wings advanced to the Stanley Cup Finals in 1941 and 1942, losing to the Boston Bruins and the Toronto Maple Leafs respectively. The Bruins swept the Red Wings in four games as Detroit was thwarted by the spectacular goaltending of Frank Brimsek, who lived up to his nickname of 'Mr. Zero' by allowing only six goals to Detroit in the series.

The Red Wings won the first three games of the 1942 Stanley Cup Final against the Maple Leafs, but Toronto rallied to win the next four to win the Cup. It was the first and only time a team has come back from a three games to none Cup Final deficit and only one of the two

times in NHL history that a team has lost a playoff series after winning the first three games (the NY Islanders also came back from a 3-0 deficit against Pittsburgh in 1975).

The Red Wings would get their revenge on the Bruins and Brimsek by winning the third Stanley Cup in team history with a four-game sweep of Boston in 1943. Detroit had also finished first overall with 61 points and a 25-14-11 record in 1942-43, the first season of the 'Original Six' six-team NHL (the league had ranged from 4 to 10 teams from its beginning in 1917-18 through 1941-42). That season began what has become known as the NHL's 'Golden Age' which lasted through the 1966-67 season, after which the league doubled in size to 12 teams.

The 1944 season saw an offensive explosion in the NHL as many of the league's best defensive players were serving in World War II (both Abel and Stewart served in the Royal Canadian Air Force in 1943-44 and 1944-45). The NHL's leading scorer, Boston's Herb Cain, had 36 goals and 82 points, and the Red Wings' Carl Liscombe finished fourth in the scoring race with a team record 36 goals, 37 assists and 73 points.

Detroit wouldn't capture the Stanley Cup again until 1950, but the late '40s would see the arrival of a group of players who would become not only Red Wing legends, but NHL legends as well.

With the promotions of Ted Lindsay (1944-45), Gordie Howe (1946-47), Red Kelly (1947-48) and Terry Sawchuk (1949-50) to the NHL and the return of both Abel and Stewart from the RCAF, one of the greatest dynasties in NHL history was set into motion.

Adams handed the coaching reins to Tommy Ivan after the 1946-47 season. Detroit finished second overall during the 1947-48 regular season, five points behind the Toronto Maple Leafs, but the team ran off a streak of seven straight first overall finishes from 1948-49 through 1954-55 and won four Stanley Cups (1950, 1952, 1954 and 1955).

The 1950s

Lindsay, Howe and Abel terrorized the NHL as members of the 'Production Line.' Kelly became the NHL's top offensive defenseman and Stewart provided more physical play on the blue line before being traded after Detroit won the 1950 Stanley Cup. The Red Wings can thank Pete Babando for that triumph as he tallied the clinching goal eight minutes and thirty-one seconds into the second overtime period of Game 7 to defeat the New York Rangers four games to three.

Detroit proved to be a talented and deep squad in the 1950 playoffs when Gordie Howe suffered a serious head injury in Game 1 of the first-round playoff series against the Toronto Maple Leafs. Howe almost died and would miss the remainder of the playoffs, but he was out of the hospital in time to join his teammates for the on-ice celebration after Babando's goal in Game 7. The first round of the 1950 playoffs had also featured overtime heroics as Leo Reise scored the OT winners in Games 4 and 7.

Veteran goaltender Harry Lumley backstopped Detroit to the 1950 Stanley Cup victory, but Sawchuk was so impressive in a seven game call-up from the minors while Lumley was injured that Lumley was traded to the Chicago Blackhawks before the 1950-51 season to make room for Sawchuk.

Other future Red Wing greats arrived during this period. Defenseman Marcel Pronovost was with the team during the 1949-50 season but didn't play. He made his Detroit debut the following season along with Alex Delvecchio.

Sawchuk staged one of the greatest performances in Stanley Cup playoff history when Detroit captured the 1952 Stanley Cup. He allowed only five goals in eight games as the Red Wings swept both the Toronto Maple Leafs and Montreal Canadiens in four games. Even more incredibly, Sawchuk didn't give up a single goal in any of the four games played at Olympia Stadium.

That was also the first appearance of an octopus on Detroit ice at a hockey game. The eight tentacles represented the eight games that a team needed to win at that time to capture the Stanley Cup.

Another significant event came during the first round of the 1952 playoffs. Lindsay and

Howe had received death threats if they played in Game 4 in Toronto; however, both played and the Wings won to end the series. After the game, Lindsay playfully chided the Toronto fans when he skated to center ice and held his stick like a machine gun and pretended to shoot the crowd.

The 1953-54 season was Ivan's last as a coach and the Red Wings gave him a grand send off with their third Cup in five seasons. The Wings then repeated as Cup champs the following season in Jimmy Skinner's first season behind the Detroit bench. The Red Wings defeated the Montreal Canadiens in the finals both seasons, winning in five games in 1954 thanks to Tony Leswick's OT goal in Game 5 and in seven games in 1955.



After dropping the 1956 finals to the Canadiens in five games, it seemed that the Red Wings' dynasty would go on for the near future but questionable trades by Adams gutted the team of many good and great players.

Stars like Sawchuk, Lindsay, Kelly and young players like Glenn Hall and Johnny Bucyk were traded between 1955 and 1960 with the team receiving little in exchange. Sawchuk did return to Detroit, but one of the players sent to the Bruins to reacquire him was Bucyk, who went on to become one of the best left wingers in NHL history.

The 1960s

Detroit did not return to the Stanley Cup Final until 1961, losing to the Chicago Blackhawks. The Red Wings went on to advance to the Cup Final in three of the four seasons from 1963-66, but lost each time. The team, now coached by Sid Abel, lost to the Toronto Maple Leafs in 1963 (five games) and 1964 (seven games), and to the Montreal Canadiens in 1966 (six games). It would be 29 years before the Wings would return to the Cup Final and 31 years before they would record another victory in a Stanley Cup Final game.

There had been jubilation at the Olympia on Nov. 10, 1963, when Howe broke Maurice 'Rocket' Richard's record for most career NHL goals with his 545th against Richard's former team, the Montreal Canadiens, and goaltender Charlie Hodge.

Detroit reached the playoffs four times from 1966-67 through 1985-86, a period that was highlighted by the veteran line of Howe, Delvecchio and Frank Mahovlich during the 1968-69 and 1969-70 seasons.

The 1970s

Mickey Redmond became the first Red Wing to score 50 goals in a season in 1972-73 (he would do it again in '73-74). Other highlights during the 1970s included Marcel Dionne's 121 points and Danny Grant's 50 goals in 1974-75.

The team moved to Joe Louis Arena in December 1979 and hosted the NHL All-Star Game in January 1980. The contest featured 50-year old Gordie Howe, who was in his last season with the Hartford Whalers after returning to pro hockey in 1973-74 with the World Hockey Association. He had retired from the Red Wings following the 1970-71 season.

The 1980s

The Norris family finally sold the Red Wings in 1982 to Mike and Marian Ilitch, who owned Little Caesars Pizza.

One of their first hires was Jimmy Devellano as the team's general manager. His first move was to select a shy, 18-year old center named Steve Yzerman with the fourth overall pick of



the 1983 NHL Draft.

Detroit made the playoffs in both 1983-84 and 1984-85, but lost in the first round each season. The Red Wings collected only 40 points in 1985-86 to finish last overall in the NHL, but the disappointing campaign would prove as one step backwards before Detroit would take several steps forward in the right direction.

Detroit hired Jacques Demers, coach of the St.

Louis Blues, as their new head coach. Not only did the Red Wings make the playoffs in each of Demers' first two seasons, but they also advanced to the Campbell Conference Finals each season, losing to the Edmonton Oilers in five games both times.

Demers named the 21-year-old Yzerman team captain in 1986. The squad featured other young players like Gerard Gallant, Petr Klima, Bob Probert, Shawn Burr, Adam Oates, Joe Kocur and Steve Chiasson as well as veterans like Dave Barr, Lee Norwood, Tim Higgins, Gilbert Delorme and Harold Snepsts. Demers won the Jack Adams Award as the NHL's Coach of the Year in both 1986-87 and 1987-88.

In 1988-89, Yzerman set franchise records for goals, assists and points with 65 goals, 90 assists and 155 points, which continues to be the highest season point total in NHL history for a player not named Gretzky or Lemieux. Yzerman and linemates Gallant and Paul MacLean combined for 319 points, the most by any line in Red Wings history. Despite their stellar play, Detroit lost in the first round of the playoffs.

The 1989-90 season saw the Red Wings miss the playoffs, ending Demers' run as the Wings head coach. He was replaced by former Washington Capitals coach Bryan Murray, who was also named the team's general manager. The disappointing 1989-90 season was the last time Detroit would miss the playoffs as the Wings have now gone to postseason play in 18 consecutive seasons.



The 1990s

Young players like Sergei Fedorov, Nicklas Lidstrom, Vladimir Konstantinov, Slava Kozlov, Keith Primeau, Martin Lapointe, Darren McCarty and Chris Osgood reached the NHL with the Red Wings and veterans such as Dino Ciccarelli, Paul Coffey and Ray Sheppard were acquired via trade. All but Primeau, Ciccarelli, Coffey and Sheppard contributed to the Red Wings' Stanley Cup victories in 1997 and 1998.

The Red Wings made the playoffs in 1990-91, but were eliminated in the first round of the playoffs by the St. Louis Blues. Over the next three seasons, the Red Wings were one of the most prolific offensive teams in the NHL and one of the best during the regular season. Detroit finished third in goals in 1991-92 and advanced to the second round before being

eliminated by Chicago.

The Wings led the NHL in scoring the following two seasons, but were eliminated in the first round both years (Toronto and San Jose).

Murray was fired as coach after the 1992-93 season and the legendary Scotty Bowman was hired to replace him behind the bench. After the team was eliminated by the Sharks, Murray was fired as G.M. He was replaced by a combination of Devellano (who had become the team's senior vice-president when Murray was hired in 1990), assistant general manager Ken Holland, and Bowman (who would serve as the player personnel director).

Bowman did what many considered unthinkable as he took the league's most potent offensive team and began to emphasize defense. He and associate coaches Barry Smith and Dave Lewis instituted the 'left-wing lock system' and veteran defensemen Bob Rouse and Mike Ramsey were signed as free agents. The team also traded defenseman Steve Chiasson to the Calgary Flames for veteran goaltender Mike Vernon during the off-season. That gave the team an experienced goaltender to go along with a young Chris Osgood, who had come up during the 1993-94 season and had been forced to play in the playoffs.

Fedorov came of age during the 1993-94 season as he finished second in the league in scoring with 120 points (56 goals and 64 assists) and won both the Hart Trophy as the NHL MVP and the Frank J. Selke Trophy as the league's best defensive forward. Sheppard also scored 50 goals (52-41-93) to give the Red Wings the first 50-goal pair in franchise history.

The Red Wings were ready to go but the 1994-95 regular season didn't begin until January because of a lockout by the owners. When the season did begin, the Red Wings were the best: Coffey won the Norris Trophy as the NHL's top defenseman during the regular season, the Wings clinched the Presidents' Trophy and later advanced to the Stanley Cup Final for the first time since 1966. The Wings, however, were not able to reach their ultimate goal when they were swept by the New Jersey Devils in the Cup Final.

The following regular season was even better as the team won 62 games to break the NHL record for most wins in one season. Not only were the Red Wings a success on the ice, they were a huge story off of it.

Yzerman discovered how Red Wings fans felt about him once and for all. With rumors of a trade swirling, he received a tremendous, deafening ovation when he was introduced at the 1995-96 home opener at Joe Louis Arena. Fans shouted 'Stevie!' 'Stevie!' 'Stevie!' That moment made it clear Yzerman would remain a Red Wing for life.

Early in the season, Detroit sent Sheppard to the San Jose Sharks for veteran Igor Larionov. He teamed up with Fedorov, Kozlov, Konstantinov and veteran defenseman Slava Fetisov, who had been acquired from New Jersey at the trade deadline the previous season, to form the first all-Russian five-man unit in NHL history. The 'Russian Five' dazzled opponents with their skill and skating ability, becoming the Red Wings' personality.

Individually, Coffey became the first defenseman to collect 1,000 assists, Yzerman scored the 500th goal of his career during the 1995-96 season and Bowman broke the record for the most NHL games coached.

The Wings had much to celebrate at the 1996 NHL Awards Show as Bowman won the Jack Adams Award, Osgood and Vernon shared the Jennings Trophy (team with the fewest goals against) and Fedorov repeated as the Selke Trophy winner.

Once again it was playoff disappointment for Detroit as they were eliminated in the Western Conference Final by the Colorado Avalanche, who would go on to win the 1996 Stanley Cup. That series began the fierce rivalry between the Red Wings and the Avalanche. The most significant incident came in Game 6 when Claude Lemieux drilled the Wings' Kris Draper into the boards from behind, resulting in serious facial injuries.

Ciccarelli was traded during the off-season but the Wings weren't done trading, sending Primeau, Coffey and a first round pick in the 1997 draft to the Hartford Whalers for left wing Brendan Shanahan and minor league defenseman Brian Glynn.

Shanahan was one of the final pieces in Detroit's Stanley Cup puzzle and went on to score

46 goals that season. Veteran defenseman Larry Murphy was acquired at the trade deadline and Joe Kocur, who had been traded to the Rangers in 1991, returned to Detroit as a free agent in December 1996.

The most memorable moment of the regular season came on March 26, 1997, when Darren McCarty exacted revenge on Claude Lemieux for the hit on Draper. It came during an on-ice brawl which featured Colorado goaltender Patrick Roy and Wings goaltender Mike Vernon in a slugfest at center ice. The frenzy helped rally the Wings from a two-goal deficit to a 6-5 overtime victory as McCarty got the game-winner. When Detroit went on to win the Stanley Cup, each player pointed to that game as the moment they became a team.

In the playoffs, Detroit defeated the Blues in six games, swept the Mighty Ducks of Anaheim in four games (3 of the 4 games went into OT, including Game 4), took the Avalanche in six games in the Western Conference Final and swept the Philadelphia Flyers in the 1997 Stanley Cup Final.

Finally the Red Wings and their fans had won their first Stanley Cup in 42 years. Steve Yzerman's smile as he accepted the Stanley Cup and skated around the Joe Louis Arena ice personified all the emotions the crowd and team were feeling – joy, relief, exuberance and satisfaction. Vernon was voted the Conn Smythe Trophy winner as the playoff MVP.

Tragedy would strike just six days later when Vladimir Konstantinov and team masseur Sergei Mnatsakanov were critically injured in a one-vehicle limousine accident. Fetisov was also in the limousine, but his injuries weren't nearly as serious and he returned to play the following season. For Konstantinov and Mnatsakanov, it was the end of their careers.

Vernon, who wanted a three-year contract, was dealt to the San Jose Sharks. Ken Holland also became the team's general manager that summer.

Despite the loss of the NHL's best defenseman in Konstantinov, the Red Wings played like champions throughout the regular season. The fact the team was never able to truly celebrate its Stanley Cup victory and the constant thoughts of their stricken teammates propelled a driven Red Wings team into the playoffs.



After defeating the Phoenix Coyotes, St. Louis Blues and Dallas Stars in the first three rounds, Detroit swept the Washington Capitals in the Stanley Cup Final with Yzerman winning the Conn Smythe Trophy. After accepting the 1998 Stanley Cup for a consecutive year, the Captain placed it on the lap of Konstantinov. The entire team surrounded Konstantinov, creating an emotional scene that touched fans throughout the sports world. Media from all over the NHL wrote that never had one team deserved to repeat as much as this Red Wings squad.

Their Colorado rival may have eliminated the Red Wings in the second round of the playoffs over the next two seasons, but there was plenty of individual achievement and player movement. In 1998-99, Larry Murphy passed Tim Horton to become the all-time games played leader among defensemen in NHL history.

A surprise came at the trade deadline when longtime Red Wings' nemesis Chris Chelios was acquired from the Chicago Blackhawks. Another surprise acquisition was made when former Dallas Stars forward Pat Verbeek was signed as a free agent. That set up a season of milestones for the Red Wings in 1999-2000. Yzerman scored goal No. 600, Verbeek tallied

No. 500, Shanahan collected No. 400 and Fedorov earned No. 300. Yzerman also recorded his 1,500th point and 900th assist, while Verbeek registered his 1,000th point.

By the end of the season, only Gordie Howe had played more NHL games than Murphy. The postseason honors continued as

Yzerman won the Selke Trophy and was among three Red Wings, along with Shanahan and Lidstrom, to be selected as First Team All-Stars.

The 2000s

The Red Wings finished with the league's second best record in 2000-01, but were eliminated by the Los Angeles Kings during the first round of the 2001 playoffs. After finishing second in Norris Trophy voting for three straight years, Lidstrom finally won his first Norris Trophy as the NHL's best defenseman.

Significant moves were made during the summer of 2001. Future Hall of Fame players Dominik Hasek, Brett Hull and Luc Robitaille were added to Detroit's already potent roster. The moves resulted in a league-best 166 points, culminating with the 10th Stanley Cup in franchise history after the Red Wings defeated the Carolina Hurricanes in five games during the 2002 Stanley Cup Final.

Lidstrom, who would go on to win his second straight Norris Trophy a week after winning the Cup, became the first European-born player to win the Conn Smythe as the playoff MVP. With an NHL-record ninth Stanley Cup as a head coach, Bowman stepped down, retiring after nine seasons behind the Red Wings' bench. By 2009, four members of that Cup-winning squad had been inducted into the Hockey Hall of Fame (Larionov, Yzerman, Hull and Robitaille).

Several Red Wings reached major milestones throughout the 2002-03 season including Brett Hull recording his 700th goal, becoming just the sixth player in NHL history to reach this prestigious mark. He finished the season with 716 goals, making him fifth best all-time.

The Red Wings took home some hardware at the 2003 NHL Awards Show when Nicklas Lidstrom won his third consecutive Norris Trophy and Steve Yzerman was awarded the Masterton Trophy for perseverance. He returned to the Detroit lineup late in the regular season following serious off-season knee surgery. Brendan Shanahan was also named the King Clancy Memorial Award winner for his humanitarian efforts and Darren McCarty was given the NHL Foundation Player Award for his contributions in the community.

The Red Wings brought in Mike Babcock in 2005-06 to take over as head coach for the departed Dave Lewis, who had taken the reigns following Bowman's retirement in 2002. In the first year under Babcock's direction, the Red Wings would win 58 games during the regular season, the second most in franchise history, and capture the Presidents' Trophy as the NHL's regular season champions. Detroit also set an NHL record with 31 road wins.

A strong regular season would not translate into postseason success however, as the Red Wings lost in six games to the eighth-seeded Edmonton Oilers in the first round of the playoffs. Nicklas Lidstrom would win his fourth Norris Trophy in '05-06, while center Pavel Datsyuk would take home his first Lady Byng Trophy for sportsmanship and ability.

The 2006-07 season saw the Red Wings once again reach the 50-win plateau and top the



Western Conference with a 50-19-13 record. The Red Wings would tie the Buffalo Sabres atop the NHL standings with 113 points; however, the Sabres would win the Presidents' Trophy on a tiebreaker. Detroit's postseason fortunes took a turn as the Wings knocked off the Calgary Flames in six games in the first round, and bumped the San Jose Sharks in six games in round two. Detroit's Stanley Cup hopes would end in the Western Conference Final as the Red Wings would drop the series in six games to the eventual Stanley Cup champion Anaheim Ducks. Nicklas Lidstrom won his second straight Norris Trophy and fifth overall. Pavel Datsyuk would also claim his consecutive Lady Byng Trophy.

Stanley returned to Hockeytown in 2008 after a strong regular season campaign. The Red Wings topped 50-wins for a third consecutive season (54-21-7) and captured the Presidents' Trophy for the sixth time in franchise history. Detroit would dispose of the Nashville Predators in round one (six games), sweep the Colorado Avalanche in round two, defeat the Dallas Stars in the Western Conference Final (six games) and knock off the Pittsburgh Penguins in six games in the Stanley Cup Final to win the 11th Cup in franchise history.

Nicklas Lidstrom became the first European-born captain to win the Stanley Cup. Henrik Zetterberg was named playoff MVP, joining Lidstrom as the only European players to win the award. Lidstrom would take home his third consecutive Norris Trophy and sixth in the last seven seasons played. Pavel Datsyuk captured both the Selke Trophy and his third straight Lady Byng Trophy. Chris Osgood and Dominik Hasek were awarded the Jennings Trophy for fewest goals allowed during the regular season (184).

The Red Wings inked star forward Marian Hossa to a one-year deal during the offseason, positioning Detroit for another trip to the finals. The Wings did just that, setting numerous NHL records en route to a back-to-back trip to the Stanley Cup Final in 2008-09. After earning two points in a victory over the Columbus Blue Jackets on March 15, 2009, Detroit became the first team in NHL history to reach the 100-point plateau in nine consecutive seasons, passing the Montreal Canadiens, who had eight straight 100-point seasons from 1974-75 through 1981-82. The Red Wings claimed their fourth straight 50-win season, marking only the third time in NHL history a team has gone four consecutive years with 50 wins.

Detroit swept the Columbus Blue Jackets in the opening round of the postseason, but it took the Red Wings seven games to defeat the Anaheim Ducks and advance out of the second round. The Red Wings dispatched the Chicago Blackhawks in five games during the Western Conference Final for the right to face off against a familiar foe for the Stanley Cup. The Wings suffered a disappointing 2-1 loss at home in Game 7 against the Pittsburgh Penguins, preventing Detroit from repeating as champions. Pavel Datsyuk earned his second straight Selke Trophy and fourth consecutive Lady Byng Trophy, becoming the first player in NHL history to do so.

ALL-TIME SEASON RECORDS

Season	GP	W	L	T	PTS	GF	GA	Division	Coach
1926-27	44	12	28	4	28	76	105	5th@	Art Duncan/ Duke Keats*
1927-28	44	19	19	6	44	88	79	4th@	Jack Adams
1928-29	44	19	16	9	47	72	63	3rd	Adams
1929-30	44	14	24	6	34	117	133	4th@	Adams
1930-31	44	16	21	7	39	102	105	4th@	Adams
1931-32	48	18	20	10	46	95	108	3rd	Adams
1932-33	48	25	15	8	58	111	93	2nd	Adams
1933-34	48	24	14	10	58	113	98	1st	Adams
1934-35	48	19	22	7	45	127	114	4th@	Adams
1935-36	48	24	16	8	56	124	103	1st-SC	Adams
1936-37	48	25	14	9	59	128	102	1st-SC	Adams
1937-38	48	12	25	11	35	99	133	4th@	Adams
1938-39	48	18	24	6	42	107	128	5th	Adams
1939-40	48	16	26	6	38	90	126	5th	Adams
1940-41	48	21	16	11	53	112	102	3rd	Adams
1941-42	48	19	25	4	42	140	147	5th	Adams
1942-43	50	25	14	11	61	169	124	1st-SC	Adams
1943-44	50	26	18	6	58	214	177	2nd	Adams
1944-45	50	31	14	5	67	218	161	2nd	Adams
1945-46	50	20	20	10	50	146	159	4th	Adams
1946-47	60	22	27	11	55	190	193	4th	Adams
1947-48	60	30	18	12	72	187	148	2nd	Tommy Ivan
1948-49	60	34	19	7	75	195	145	1st	Ivan
1949-50	70	37	19	14	88	229	164	1st-SC	Ivan
1950-51	70	44	13	13	101	236	139	1st	Ivan
1951-52	70	44	14	12	100	215	133	1st-SC	Ivan
1952-53	70	36	16	18	90	222	133	1st	Ivan
1953-54	70	37	19	14	88	191	132	1st-SC	Ivan
1954-55	70	42	17	11	95	204	134	1st-SC	Jimmy Skinner
1955-56	70	30	24	16	76	183	148	2nd	Skinner
1956-57	70	38	20	12	88	198	157	1st	Skinner
1957-58	70	29	29	12	70	176	207	3rd	Skinner/Sid Abel
1958-59	70	25	37	8	58	167	218	6th@	Abel
1959-60	70	26	29	15	67	186	197	4th	Abel
1960-61	70	25	29	16	66	195	215	4th	Abel
1961-62	70	23	33	14	60	184	219	5th@	Abel
1962-63	70	32	25	13	77	200	194	4th	Abel
1963-64	70	30	29	11	71	191	204	4th	Abel
1964-65	70	40	23	7	87	224	175	1st	Abel
1965-66	70	31	27	12	74	221	194	4th	Abel
1966-67	70	27	39	4	58	212	241	5th@	Abel
1967-68	74	27	35	12	66	245	257	6th@	Abel
1968-69	76	33	31	12	78	239	221	5th@	Bill Gadsby
1969-70	76	40	21	15	95	246	199	3rd	Gadsby/Abel
1970-71	78	22	45	11	55	209	308	7th@	Ned Harkness/ Doug Barkley
1971-72	78	33	35	10	76	261	262	5th@	Barkley/ Johnny Wilson

Season	GP	W	L	T	OTL	PTS	GF	GA	Division	Coach
1972-73	78	37	29	12		86	265	243	5th@	Wilson
1973-74	78	29	39	10		68	255	319	6th@	Ted Garvin/ Alex Delvecchio
1974-75	80	23	45	12		58	259	335	4th@	Delvecchio
1975-76	80	26	44	10		62	226	300	4th@	Barkley/ Delvecchio/ Billy Dea*
1976-77	80	16	55	9		41	183	309	5th@	Dea*/Larry Wilson
1977-78	80	32	34	14		78	252	266	2nd	Bobby Kromm
1978-79	80	23	41	16		62	252	295	5th@	Kromm
1979-80	80	26	43	11		63	268	306	5th@	Kromm/ Marcel Pronovost*
1980-81	80	19	43	18		56	252	339	5th@	Ted Lindsay/ Wayne Maxner
1981-82	80	21	47	12		54	270	351	6th@	Maxner/Dea
1982-83	80	21	44	15		57	263	344	5th@	Nick Polano
1983-84	80	31	42	7		69	298	323	3rd	Polano
1984-85	80	27	41	12		66	313	357	3rd	Polano
1985-86	80	17	57	6		40	266	415	5th@	Harry Neale/ Brad Park
1986-87	80	34	36	10		78	260	274	2nd	Jacques Demers
1987-88	80	41	28	11		93	322	269	1st	Demers
1988-89	80	34	34	12		80	313	316	1st	Demers
1989-90	80	28	38	14		70	288	323	5th@	Demers
1990-91	80	34	38	8		76	273	298	3rd	Bryan Murray
1991-92	80	43	25	12		98	320	256	1st	Murray
1992-93	84	47	28	9		103	369	280	2nd	Murray
1993-94	84	46	30	8		100	356	275	1st	Scotty Bowman
1995	48	33	11	4		70	180	117	1st	Bowman
1995-96	82	62	13	7		131	325	181	1st	Bowman
1996-97	82	38	26	18		94	253	197	2nd-SC	Bowman
1997-98	82	44	23	15		103	250	196	2nd-SC	Bowman
1998-99	82	43	32	7		93	245	202	1st	Bowman+
1999-00	82	48	#22	10	2	108	278	210	2nd	Bowman
2000-01	82	49	\$20	9	4	111	253	202	1st	Bowman
2001-02	82	51	\$17	10	4	116	251	187	1st-SC	Bowman
2002-03	82	48	\$20	10	4	110	269	203	1st	Dave Lewis
2003-04	82	48	\$21	11	2	109	255	189	1st	Lewis
2004-05	---	---	---	---	---	---	---	---		
2005-06	82	58	\$24	---	8	124	305	209	1st	Mike Babcock
2006-07	82	50	\$32	---	13	113	254	199	1st	Mike Babcock
2007-08	82	54	21	---	7	115	257	184	1st-SC	Mike Babcock
2008-09	82	51	21	---	10	112	295	244	1st	Mike Babcock
TOTALS	5648	2572	2207	815	54	6013	17647	16801		

@-Out of playoffs SC-Won Stanley Cup *-Interim coach

- A loss in overtime was counted as a regulation tie and a loss but given a point. (2 RT)

\$ - A loss in overtime is now counted as an overtime loss, not a loss and given a point.

(4 OTL in 2000-01, 4 OTL in 2001-02, 4 OTL in 2002-03; 2 OTL in 2003-04; 8 OTL in 2005-06, 13 OTL in 2006-07, 7 OTL in 2007-08)

1st-28 2nd-11 3rd-8 4th-14 5th-16 6th-4 7th-1

+ - Scotty Bowman missed first five games of regular season

RED WINGS' ALL-TIME HOME-AWAY RECORDS

HOME				Season	Games	AWAY			
Won	Lost	Tied	Pts			Won	Lost	Tied	Pts
5	16	0	10	1926-27	44	7	12	4	18
9	10	3	21	1927-28	44	10	9	3	23
11	6	5	27	1928-29	44	8	10	4	20
9	10	3	21	1929-30	44	5	14	3	13
10	7	5	25	1930-31	44	6	14	2	14
15	3	6	36	1931-32	48	3	17	4	10
17	3	4	38	1932-33	48	8	12	4	20
15	5	4	34	1933-34	48	9	9	6	24
11	8	5	27	1934-35	48	8	14	2	18
14	5	5	33	1935-36	48	10	11	3	23
14	5	5	33	1936-37	48	11	9	4	26
8	10	6	22	1937-38	48	4	15	5	13
14	8	2	30	1938-39	48	4	16	4	12
11	10	3	25	1939-40	48	5	16	3	13
14	5	5	33	1940-41	48	7	11	6	20
14	7	3	31	1941-42	48	5	18	1	11
16	4	5	37	1942-43	50	9	10	6	24
18	5	2	38	1943-44	50	8	13	4	20
19	5	1	39	1944-45	50	12	9	4	28
16	5	4	36	1945-46	50	4	15	6	14
14	10	6	34	1946-47	60	8	17	5	21
16	9	5	37	1947-48	60	14	9	7	35
21	6	3	45	1948-49	60	13	13	4	30
19	9	7	45	1949-50	70	18	10	7	43
25	3	7	57	1950-51	70	19	10	6	44
24	7	4	52	1951-52	70	20	7	8	48
20	5	10	50	1952-53	70	16	11	8	40
24	4	7	55	1953-54	70	13	15	7	33
25	5	5	55	1954-55	70	17	12	6	40
21	6	8	50	1955-56	70	9	18	8	26
23	7	5	51	1956-57	70	15	13	7	37
16	11	8	40	1957-58	70	13	18	4	30
13	17	5	31	1958-59	70	12	20	3	27
18	14	3	39	1959-60	70	8	15	12	28
15	13	7	37	1960-61	70	10	16	9	29
17	11	7	41	1961-62	70	6	22	7	19
19	10	6	44	1962-63	70	13	15	7	33
23	9	3	49	1963-64	70	7	20	8	22
25	7	3	53	1964-65	70	15	16	4	34
20	8	7	47	1965-66	70	11	19	5	27
21	11	3	45	1966-67	70	6	28	1	13
18	15	4	40	1967-68	74	9	20	8	26

HOME						AWAY					
Won	Lost	Tied	OT	Pts	Season	Games	Won	Lost	Tied	OT	Pts
23	8	7		53	1968-69	76	10	23	5		25
20	11	7		47	1969-70	76	20	10	8		48
17	15	7		41	1970-71	78	5	30	4		14
25	11	3		53	1971-72	78	8	24	7		23
22	12	5		49	1972-73	78	15	17	7		37
21	12	6		48	1973-74	78	8	27	4		20
17	17	6		40	1974-75	80	6	28	6		18
17	15	8		42	1975-76	80	9	29	2		20
12	22	6		30	1976-77	80	4	33	3		11
22	11	7		51	1977-78	80	10	23	7		27
15	17	8		38	1978-79	80	8	24	8		24
14	21	5		33	1979-80	80	12	22	6		30
16	15	9		41	1980-81	80	3	28	9		15
15	19	6		36	1981-82	80	6	28	6		18
14	19	7		35	1982-83	80	7	25	8		22
18	20	2		38	1983-84	80	13	22	5		31
19	14	7		45	1984-85	80	8	27	5		21
10	26	4		24	1985-86	80	7	31	2		16
20	14	6		46	1986-87	80	14	22	4		32
24	10	6		54	1987-88	80	17	18	5		39
20	14	6		46	1988-89	80	14	20	6		34
20	14	6		46	1989-90	80	8	24	8		24
26	14	0		52	1990-91	80	8	24	8		24
24	12	4		52	1991-92	80	19	13	8		46
25	14	3		53	1992-93	84	22	14	6		50
23	13	6		52	1993-94	84	23	17	2		48
17	4	3		37	1994-95	48	16	7	1		33
36	3	2		74	1995-96	82	26	10	5		57
20	12	9		49	1996-97	82	18	14	9		45
25	8	8		58	1997-98	82	19	15	7		45
27	12	2		56	1998-99	82	6	20	5		37
28	10*	3		60	1999-00	82	20	14*	7		48
27	11	3		59	2000-01#	82	22	13	6		52
28	8	5		62	2001-02#	82	23	13	5		54
28	8	5		63	2002-03#	82	20	16	5		47
30	7	4		64	2003-04#	82	18	14	7		45
--	--	--		--	2004-05	--	--	--	--		--
27	9	--	5	59	2005-06	82	31	7	--	3	65
29	4	--	8	66	2006-07	82	21	15	--	5	47
29	9	--	3	61	2007-08	82	25	12	--	4	54
27	9	--	5	59	2008-09	82	24	12	--	5	53

* Includes one regulation tie.

Losses include any overtime losses.

DETROIT RED WINGS VS. ALL NHL TEAMS

SINCE 1926-27 SEASON

Detroit Red Wings vs.	GP	W	L	T	OTL	PTS
Chicago Blackhawks	703	356	256	84	7	803
Toronto Maple Leafs	641	274	271	93	^3	644
New York Rangers	572	259	210	103	0	621
Boston Bruins	575	245	234	95	1	586
Montreal Canadiens	565	199	270	96	0	494
St. Louis Blues	250	106	101	37	^6	255
Dallas Stars (+)	228	99	92	34	3	235
Los Angeles Kings	175	74	73	27	1	176
Vancouver Canucks	147	75	50	18	4	172
Calgary Flames (*)	135	60	58	16	1	137
Pittsburgh Penguins	134	60	57	16	1	137
Phoenix Coyotes (X)	116	56	38	22	0	134
Edmonton Oilers	104	48	35	13	8	117
Colorado Avalanche (K)	98	53	37	5	3	114
Philadelphia Flyers	120	46	53	21	0	113
Buffalo Sabres	111	46	51	13	1	106
Washington Capitals	96	43	37	16	0	102
New York Islanders	94	46	42	6	0	98
San Jose Sharks	67	45	18	4	0	94
New Jersey Devils (#)	83	38	34	11	0	87
Nashville Predators	63	37	16	4	6	84
Anaheim Ducks	60	38	14	7	1	84
Columbus Blue Jackets	51	36	10	1	4	77
Carolina Hurricanes (@)	64	31	25	8	0	70
Minnesota Wild	32	21	5	3	3	48
Tampa Bay Lightning	29	22	5	2	0	46
Florida Panthers	20	12	2	5	1	30
Ottawa Senators	22	13	8	1	0	27
Atlanta Thrashers	11	9	2	0	0	18
Defunct Teams (a)	282	125	103	54	0	304
TOTALS	5648	2572	2207	815	54	6013

+ - Formerly Minnesota North Stars

* - Formerly Atlanta Flames

X - Formerly Winnipeg Jets

- Formerly Kansas City Scouts, Colorado Rockies

K - Formerly Quebec Nordiques

@ - Formerly Hartford Whalers

(a) - Includes records vs. Montreal Maroons, New York Americans, Ottawa Senators (1917-31), Pittsburgh Pirates, Philadelphia Quakers, St. Louis Eagles, California Golden Seals and Cleveland Browns.

^ - 1999-2000 teams were not awarded a point for a loss in overtime

HOME

Detroit Red Wings vs.	GP	W	L	T	OTL	PTS
Chicago Blackhawks	350	214	101	33	2	463
Toronto Maple Leafs	324	169	107	46	2	386
New York Rangers	287	166	76	45	0	377
Boston Bruins	286	154	80	52	0	360
Montreal Canadiens	282	131	98	53	0	315
St. Louis Blues	125	61	44	17	3	142
Dallas Stars (+)	114	58	39	16	1	133
Vancouver Canucks	74	45	18	8	3	101
Los Angeles Kings	87	43	31	13	0	99
Pittsburgh Penguins	67	41	13	12	1	95
Calgary Flames (*)	67	37	19	10	1	85
Philadelphia Flyers	61	33	18	10	0	76
Buffalo Sabres	57	33	18	5	1	72
Phoenix Coyotes (X)	59	31	20	8	0	70
Edmonton Oilers	52	30	15	3	4	67
Colorado Avalanche (K)	48	29	16	1	2	61
San Jose Sharks	33	28	4	1	0	57
New Jersey Devils (#)	42	27	13	2	0	56
Washington Capitals	48	22	15	11	0	55
New York Islanders	47	26	19	2	0	54
Anaheim Ducks	30	24	3	3	0	51
Nashville Predators	32	22	4	2	4	50
Carolina Hurricanes (@)	32	18	7	7	0	43
Columbus Blue Jackets	25	19	4	0	2	40
Minnesota Wild	16	11	3	1	1	24
Tampa Bay Lightning	13	11	1	1	0	23
Florida Panthers	9	5	1	3	0	13
Ottawa Senators	10	6	4	0	0	12
Atlanta Thrashers	6	5	1	0	0	10
Defunct Teams (a)	141	76	40	25	0	177
TOTALS	2824	1575	832	390	27	3567

+ - Formerly Minnesota North Stars

* - Formerly Atlanta Flames

X - Formerly Winnipeg Jets

- Formerly Kansas City Scouts, Colorado Rockies

K - Formerly Quebec Nordiques

@ - Formerly Hartford Whalers

(a) - Includes records vs. Montreal Maroons, New York Americans, Ottawa Senators (1917-31), Pittsburgh Pirates, Philadelphia Quakers, St. Louis Eagles, California Golden Seals and Cleveland Browns.

ROAD

Detroit Red Wings vs.	GP	W	L	T	OTL	PTS
Chicago Blackhawks	353	142	155	51	5	346
Toronto Maple Leafs	317	105	164	47	1	258
New York Rangers	285	93	134	58	0	244
Boston Bruins	289	91	154	43	1	226
Montreal Canadiens	283	68	172	43	0	179
St. Louis Blues	125	45	57	20	3	113
Dallas Stars (+)	114	41	53	18	2	102
Los Angeles Kings	88	31	42	14	1	77
Vancouver Canucks	73	30	32	10	1	71
Phoenix Coyotes (X)	57	25	18	14	0	64
Colorado Avalanche (K)	50	24	21	4	1	53
Calgary Flames (*)	68	23	39	6	0	52
Edmonton Oilers	52	18	20	10	4	50
Washington Capitals	48	21	22	5	0	47
New York Islanders	47	20	23	4	0	44
Pittsburgh Penguins	67	19	44	4	0	42
Columbus Blue Jackets	25	17	6	1	2	37
San Jose Sharks	34	17	14	3	0	37
Philadelphia Flyers	59	13	35	11	0	37
Nashville Predators	31	15	12	2	2	34
Buffalo Sabres	54	13	33	8	0	34
Anaheim Ducks	30	14	11	4	1	33
New Jersey Devils (#)	41	11	21	9	0	31
Carolina Hurricanes (@)	32	13	18	1	0	27
Minnesota Wild	16	10	2	2	2	24
Tampa Bay Lightning	16	11	4	1	0	23
Florida Panthers	11	7	1	2	1	17
Ottawa Senators	12	7	4	1	0	15
Atlanta Thrashers	5	4	1	0	0	8
Defunct Teams (a)	141	49	63	29	0	127
TOTALS	2824	997	1375	425	27	2446

+ - Formerly Minnesota North Stars

* - Formerly Atlanta Thrashers

X - Formerly Winnipeg Jets

- Formerly Kansas City Scouts, Colorado Rockies

K - Formerly Quebec Nordiques

@ - Formerly Hartford Whalers

(a) - Includes records vs. Montreal Maroons, New York Americans, Ottawa Senators (1917-31), Pittsburgh Pirates, Philadelphia Quakers, St. Louis Eagles, California Golden Seals and Cleveland Browns.

DETROIT RED WINGS HOLIDAY RECORDS

HOME OPENERS

JOE LOUIS ARENA

2008	Toronto	L	2-3
2007	Anaheim	W	3-2(SO)
2006	Vancouver	L	1-3
2005	St. Louis	W	5-1
2003	Los Angeles	W	3-2
2002	Montreal	L	2-3
2001	Calgary	L	2-4
2000	Edmonton	L	3-4
1999	Buffalo	W	2-0
1998	St. Louis	W	4-1
1997	Dallas	W	3-1
1996	Edmonton	W	2-0
1995	Edmonton	W	9-0
1995*	Chicago	W	4-1
1993	St. Louis	L	2-5
1992	Quebec	L	2-4
1991	Montreal	L	1-4
1990	Calgary	W	6-5
1989	Winnipeg	W	5-4
1988	St. Louis	T	8-8
1887	Toronto	W	3-2
1886	Chicago	W	4-3
1885	Minnesota	L	5-6
1884	New Jersey	W	4-1
1883	New Jersey	L	3-6
1882	Minnesota	T	3-3
1881	St. Louis	W	6-3
1880	NY Islanders	L	4-6

*January 20, 1995 (48-game season)

OLYMPIA STADIUM

1979	Philadelphia	L	3-7
1978	St. Louis	L	4-5
1977	Toronto	T	3-3
1976	Washington	T	3-3
1975	St. Louis	T	1-1
1974	Chicago	W	2-1
1973	Boston	L	4-9
1972	NY Rangers	W	5-3
1971	Minnesota	L	2-4
1970	California	W	5-3
1969	Toronto	W	3-2
1968	Toronto	L	1-2
1967	NY Rangers	W	3-2
1966	Chicago	L	4-7
1965	Toronto	W	3-0
1964	Toronto	L	3-5
1963	Chicago	W	5-3
1962	Montreal	W	3-1
1961	Toronto	L	2-4
1960	Chicago	L	2-4
1959	NY Rangers	W	4-2

1958	NY Rangers	W	3-0
1957	NY Rangers	L	2-3
1956	Chicago	W	3-1
1955	Chicago	L	2-3
1954	Toronto	W	2-1
1953	NY Rangers	W	4-1
1952	NY Rangers	W	5-3
1951	Boston	W	1-0
1950	NY Rangers	W	3-2
1949	Boston	W	2-1
1948	Chicago	W	3-1
1947	Chicago	W	4-2
1946	Toronto	T	3-3
1945	Boston	W	7-0
1944	Boston	W	7-1
1943	NY Rangers	W	8-3
1942	Boston	W	3-0
1941	Americans	T	3-3
1940	Americans	W	4-2
1939	NY Rangers	T	1-1 OT
1938	Boston	L	1-4
1937	NY Rangers	L	0-3
1936	NY Rangers	W	5-2
1935	NY Rangers	T	1-1 OT
1934	Boston	L	2-4
1933	Americans	W	5-2
1932	Chicago	W	3-1
1931	Americans	L	2-5
1930	NY Rangers	W	1-0
1929	Boston	L	2-5
1928	NY Rangers	L	0-2
1927	Ottawa	L	1-2

WINDSOR ARENA

1926	Boston	L	0-2
------	--------	---	-----

OVERALL RECORD: 43-30-9

DETROIT RED WINGS

HOLIDAY RECORDS (continued)

HALLOWEEN

2008	Did not play			1987	@St. Louis	T	3-3
2007	Did not play			1985	@New Jersey	T	2-2
2006	Did not play			1981	@Minnesota	L	4-5
2005	Did Not Play			1979	Minnesota	L	3-5
2004	---			1976	@NY Rangers	W	6-5
2003	Did Not Play			1971	Pittsburgh	W	3-1
2002	Did Not Play			1969	Oakland	W	3-1
2001	@Dallas	W	4-3	1968	Boston	W	7-5
2000	@Washington	L	2-6	1965	Montreal	T	2-2
1999	Did Not Play			1963	NY Rangers	W	4-1
1998	@Dallas	L	2-3	1959	@Montreal	T	2-2
1997	Los Angeles	L	1-5	1953	Boston	L	1-3
1993 - 1996	Did Not Play			1948	Montreal	W	4-1
1992	@Toronto	L	1-3	1943	NY Rangers	W	8-3
				OVERALL RECORD: 8-7-4			

NEW YEAR'S EVE

2008	Did not play			1966	Boston	W	3-1
2007	St. Louis	L	0-2	1965	Chicago	L	1-4
2006	Los Angeles	W	6-2	1964	Chicago	T	1-1
2005	Columbus	W	5-2	1963	Toronto	L	4-5
2004	---			1962	New York	T	1-1
2003	Atlanta	W	6-5 OT	1961	Toronto	W	4-2
2002	St. Louis	W	5-1	1960	Chicago	L	0-3
2001	Minnesota	W	4-2	1959	Toronto	L	2-4
2000	Los Angeles	W	2-1	1958	Chicago	L	2-4
1999	Chicago	T	4-4	1957	Chicago	W	3-2
1998	Toronto	L	2-4	1956	@ New York	W	1-0
1997	St. Louis	W	5-2	1955	Toronto	T	2-2
1996	Did Not Play			1954	Did Not Play		
1995	Hartford	W	3-2	1953	Montreal	T	2-2
				1952	Montreal	L	0-2
1994	Did not play			1951	Montreal	L	3-5
1993	Los Angeles	T	4-4	1950	Toronto	L	2-4
1992	Ottawa	W	5-4 OT	1949	@Toronto	W	5-1
1991	Boston	L	3-5	1948	Did Not Play		
1990	Chicago	L	0-4	1947	Chicago	W	4-0
1989	New Jersey	W	6-4	1946	@New York	W	5-4
1988	Hartford	L	2-3	1945	Did Not Play		
1987	St. Louis	W	7-2	1944	Chicago	W	6-2
1986	Calgary	W	6-4	1943	Did Not Play		
1985	NY Islanders	L	4-5 OT	1942	@New York	W	2-0
1984	Pittsburgh	T	4-4	1941	Did Not Play		
1983	Chicago	W	4-3	1940	Did Not Play		
1982	Chicago	W	4-1	1939	Toronto	L	2-3
1981	Toronto	L	2-5	1938	Did Not Play		
1980	Pittsburgh	W	3-1	1937	Did Not Play		
1979	Colorado	L	3-5	1936	Americans	W	4-2
1978	Pittsburgh	L	4-5	1935	Did Not Play		
1977	Boston	L	0-7	1934	Did Not Play		
1976	Cleveland	W	4-2	1933	Did Not Play		
1975	Washington	W	4-0	1932	Did Not Play		
1974	California	W	4-3	1931	Did Not Play		
1973	Buffalo	L	5-6	1930	Did Not Play		
1972	Minnesota	T	4-4	1929	Did Not Play		
1971	California	W	6-3	1928	Did Not Play		
1970	Chicago	L	3-8	1927	@Ottawa	L	2-6
1969	Boston	W	5-1	1926	Did Not Play		
1968	Minnesota	W	6-3	OVERALL RECORD: 32-22-8			
1967	Boston	W	6-4				

DETROIT RED WINGS

HOLIDAY RECORDS *(continued)*

VALENTINE'S DAY

2009	Did not play			1971	Los Angeles	W	4-0
2008	Did not play			1970	@Montreal	W	5-2
2007	@Dallas	W	3-1	1967	@Boston	L	3-6
2006	Did Not Play			1965	NY Rangers	W	6-2
2005	---			1960	Toronto	L	1-3
2004	Colorado	L	5-2	1957	NY Rangers	W	3-2
2003	Did Not Play			1956	NY Rangers	W	5-3
2002	Did Not Play			1954	Chicago	W	5-0
2001	Carolina	W	4-3 OT	1952	@Chicago	W	3-2
2000	@Phoenix	W	3-1	1945	NY Rangers	W	4-2
1997	@Dallas	L	3-4	1943	Montreal	W	2-1
1993	@Chicago	W	5-3	1942	@Toronto	L	2-4
1990	Los Angeles	W	6-5	1941	Chicago	W	2-1
1987	New Jersey	W	5-1	1939	@Boston	L	1-2
1986	NY Rangers	L	5-7	1937	Toronto	T	3-3
1985	Minnesota	T	5-5	1935	Chicago	L	0-3
1981	Philadelphia	L	1-3	1933	@Montreal	L	2-6
1979	Los Angeles	L	2-3	1932	Chicago	L	1-3
1976	@Minnesota	W	3-2	1931	@Toronto	T	1-1
1975	@Vancouver	L	4-5	1929	@Americans	T	1-1
1973	@Los Angeles	T	2-2				

OVERALL RECORD: 17-13-5

ST. PATRICK'S DAY

2009	Philadelphia	W	3-2	1979	@St. Louis	W	3-1
2008	Did not play			1977	@Los Angeles	L	2-3
2007	@Vancouver	L	1-4	1970	Los Angeles	W	3-2
2006	Did Not Play			1968	@Minnesota	L	1-5
2005	---			1966	Boston	W	4-2
2004	Did Not Play			1963	Chicago	W	4-2
2003	Did Not Play			1959	Chicago	W	2-0
2002	@NY Rangers	W	5-3	1957	Montreal	W	2-1
2001	@Colorado	L	3-5	1955*	@Montreal	W	4-1
1999	Phoenix	L	3-4	1951	Chicago	W	8-2
1998	Edmonton	W	4-3	1948	@Boston	T	0-0
1996	Calgary	W	4-2	1946	Toronto	L	7-11
1995	Vancouver	W	3-1	1945	@Toronto	W	4-3
1994	NY Islanders	L	1-3	1940	@Chicago	L	1-3
1992	@San Jose	W	5-4	1938	Toronto	L	2-7
1990	@St. Louis	W	4-3	1932	Montreal	W	6-2
1987	Boston	W	3-1	1931	@Boston	L	2-4
1984	Minnesota	L	3-4	1927	NY Rangers	L	2-0
1981	Quebec	L	3-4				

OVERALL RECORD: 18-13-1

*forfeited to Detroit at the end of the first period

RED WINGS' ALL-TIME COACHING RECORDS

	GC	W	L	T	OTL
ART DUNCAN, 1926-27 (First 33 games)	33	10	21	2	
* DUKE KEATS, 1926-27 (Final 11 games)	11	2	7	2	
JACK ADAMS, 1927-28 through 1946-47	964	413	390	161	
TOMMY IVAN, 1947-48 through 1953-54	470	262	118	90	
JIMMY SKINNER, 1954-55					
to 1957-58 (First 38 games)	247	123	78	46	
SID ABEL, 1957-58 (Final 32 games)					
through 1967-68 & 1969-70 (Final 74 games)	811	340	339	132	
BILL GADSBY, 1968-69 to 1969-70 (First 2 games)	78	35	31	12	
NED HARKNESS, 1970-71 (First 38 games)	38	12	22	4	
DOUG BARKLEY, 1970-71 (Final 40 games),					
1971-72 (First 11 games) & 1975-76 (First 26 games)	77	20	46	11	
JOHNNY WILSON, 1971-72 (Final 67 games)					
through 1972-73	145	67	56	22	
TED GARVIN, 1973-74 (First 11 games)	12	2	9	1	
ALEX DELVECCHIO, 1973-74 (Final 67 games)					
through 1974-75 & 1975-76 (9 games)	155	53	81	21	
** BILLY DEA, 1975-76 (Final 45 games), 1976-77					
(First 44 games) & 1981-82 (Final 11 games)	100	32	57	11	
LARRY WILSON, 1976-77 (Final 36 games)	36	3	29	4	
BOBBY KROMM, 1977-78 through 1978-79,					
& 1979-80 (First 71 games)	231	79	111	41	
*** MARCEL PRONOVOST, 1979-80 (Final 9 games)	9	2	7	0	
TED LINDSAY, 1980-81 (First 20 games)	20	3	14	3	
WAYNE MAXNER, 1980-81 (Final 60 games)					
& 1981-82 (First 69 games)	129	34	68	27	
NICK POLANO, 1982-83 through 1984-85	240	79	127	34	
HARRY NEALE, 1985-86 (First 35 games)	35	8	23	4	
BRAD PARK, 1985-86 (45 games)	45	9	34	2	
JACQUES DEMERS, 1986-87 to 1989-90	320	137	136	47	
BRYAN MURRAY, 1990-91 to 1992-93	244	124	91	29	
SCOTTY BOWMAN, 1993-94 to 1997-98;	624	371	164	81	10
1999-2002					
1998-99 (Final 77 games)	77	39	31	7	
BOWMAN'S DETROIT TOTALS	(701)	410	195	88	(10)
1998-99 (First 5 games)++	5	4	1	0	
DAVE LEWIS, 2002-03 to 2003-04	164	96	41	21	6
MIKE BABCOCK, 2005-06 to Present	328	213	77	--	38
FRANCHISE TOTALS	5648	2572	2207	815	54

*Art Duncan remained general manager/player but gave coaching duties to Duke Keats.

**Alex Delvecchio officially was head coach late in 75-76 season and early 76-77, but Billy Dea worked behind bench. In 81-82, Dea replaced the fired Wayne Maxner late in season.

***Ted Lindsay officially was head coach but Marcel Pronovost worked behind bench.

++Associate Coaches Dave Lewis and Barry Smith shared head coaching duties for the first five games of the 1998-99 regular season while Scotty Bowman convalesced.

RED WINGS' ALL-TIME GENERAL MANAGERS

ART DUNCAN, 1926-27

JACK ADAMS, 1927-28 through 1962-63

SID ABEL, 1963-64 to 1970-71 (First 38 games)

NED HARKNESS, 1970-71 (Final 40 games) through 1973-74

ALEX DELVECCHIO, 1974-75 to 1976-77 (First 70 games)

TED LINDSAY, 1976-77 (Final 10 games) through 1979-80

JIMMY SKINNER, 1980-81 through 1981-82

JIM DEVELLANO, 1982-83 to 1989-90

BRYAN MURRAY, 1990-91 to 1993-94

JIM DEVELLANO, 1994-95 to 1996-97 (Senior Vice-President/Hockey Operations)

KEN HOLLAND, 1997-98 to present

RED WINGS' ALL-TIME TEAM CAPTAINS

1926-27 Art Duncan

1927-28 Reg Noble

1928-29 Reg Noble

1929-30 Reg Noble

1930-31 George Hay

1931-32 Carson Cooper

1932-33 Larry Aurie

1933-34 Herbie Lewis

1934-35 Ebbie Goodfellow

1935-36 Doug Young

1936-37 Doug Young

1937-38 Doug Young

1938-39 Ebbie Goodfellow

1939-40 Ebbie Goodfellow

1940-41 Ebbie Goodfellow

1941-42 Ebbie Goodfellow, Syd Howe

1942-43 Sid Abel

1943-44 Mud Bruneteau, Bill Hollett

1944-45 Bill Hollett

1945-46 Bill Hollett, Sid Abel

1946-47 Sid Abel

1947-48 Sid Abel

1948-49 Sid Abel

1949-50 Sid Abel

1950-51 Sid Abel

1951-52 Sid Abel

1952-53 Ted Lindsay

1953-54 Ted Lindsay

1954-55 Ted Lindsay

1955-56 Ted Lindsay

1956-57 Red Kelly

1957-58 Red Kelly

1958-59 Gordie Howe

1959-60 Gordie Howe

1960-61 Gordie Howe

1961-62 Gordie Howe

1962-63 Alex Delvecchio

1963-64 Alex Delvecchio

1964-65 Alex Delvecchio

1965-66 Alex Delvecchio

1966-67 Alex Delvecchio

1967-68 Alex Delvecchio

1968-69 Alex Delvecchio

1969-70 Alex Delvecchio

1970-71 Alex Delvecchio

1971-72 Alex Delvecchio

1972-73 Alex Delvecchio

1973-74 Alex Delvecchio, Nick Libett,
Red Berenson, Gary Bergman,
Ted Harris, Mickey Redmond,
Larry Johnston

1974-75 Marcel Dionne

1975-76 Danny Grant, Terry Harper

1976-77 Danny Grant, Dennis Polonich

1977-78 Dan Maloney, Dennis Hextall

1978-79 Dennis Hextall, Nick Libett,
Paul Woods

1979-80 Dale McCourt

1980-81 Errol Thompson, Reed Larson

1981-82 Reed Larson

1982-83 Danny Gare

1983-84 Danny Gare

1984-85 Danny Gare

1985-86 Danny Gare

1986-06 Steve Yzerman

2006-Present Nicklas Lidstrom

RED WINGS' TEAM RECORDS

SEASON

MOST POINTS – 131 – 1995-96
FEWEST POINTS – 28 – 1926-27
MOST WINS – 62 – 1995-96
FEWEST WINS – 12 – 1926-27, 37-38
MOST DEFEATS – 57 – 1985-86
FEWEST DEFEATS – 11 – 1995
MOST TIES – 18 – 1952-53, 80-81, 96-97
FEWEST TIES – 4 – 1926-27, 66-67, 95
MOST WINS, HOME – 36 – 1995-96
MOST DEFEATS, HOME – 26 – 1985-86
MOST TIES, HOME – 10 – 1952-53
MOST WINS, ROAD – 31 – 2005-06
MOST DEFEATS, ROAD – 33 – 1976-77
MOST GOALS FOR – 369 – 1992-93
MOST GOALS AGAINST – 415 – 1985-86
FEWEST GOALS FOR – 72 – 1928-29
FEWEST GOALS AGAINST – 63 – 1928-29
MOST POWER-PLAY GOALS FOR – 113 – 1992-93
MOST POWER-PLAY GOALS AGAINST – 111 – 1985-86
MOST SHORTHANDED GOALS FOR – 22 – 1993-94
MOST SHORTHANDED GOALS AGAINST – 15 – 1984-85
MOST PENALTY MINUTES – 2393 – 1985-86
MOST SHUTOUTS – 13 – 1953-54
FEWEST SHUTOUTS – 0 – 1980-81, 81-82, 84-85
LONGEST UNBEATEN STREAK – 15 games (8 wins, 7 ties) – Nov. 27-Dec. 28, 1952
LONGEST WINNING STREAK – 9 games (six times) – Mar. 3-21, 1951;
Feb. 27-Mar. 20, 1955; Dec. 12-31, 1995; Mar. 3-22, 1996; Oct. 13-Nov. 1, 2005; Oct.
25-Nov. 14, 2006
LONGEST UNBEATEN STREAK, HOME – 19 games – (17 wins, 2 ties) Dec. 31, 2000-
April. 7, 2001
LONGEST WINNING STREAK, HOME – 14 games – Jan. 21-Mar. 25, 1965
LONGEST UNBEATEN STREAK, ROAD – 15 games (10 wins, 5 ties) –
Oct. 18-Dec. 20, 1951
LONGEST WINNING STREAK, ROAD – 12 games –
Mar. 1-Apr. 15, 2006
LONGEST UNBEATEN STREAK, START OF SEASON – 10 games (8 wins, 2 ties) – Oct.
11-Nov. 4, 1962
LONGEST WINNING STREAK, START OF SEASON – 6 games – Oct. 7-22, 1972
LONGEST HOME UNBEATEN STREAK, START OF SEASON – 17 games
(13 wins, 4 ties) – Oct. 11-Dec. 25, 1956
LONGEST HOME WINNING STREAK,
START OF SEASON – 7 games – Oct. 6-Nov. 6, 2005
LONGEST ROAD UNBEATEN STREAK, START OF SEASON – 15 games
(11 wins, 4 ties) – Oct. 18-Dec. 20, 1951
LONGEST ROAD WINNING STREAK,
START OF SEASON – 5 games – Oct. 11-27, 2008
LONGEST WINLESS STREAK – 19 games (18 losses, 1 tie) – Feb. 26-Apr. 3, 1977
LONGEST LOSING STREAK – 14 games – Feb. 24-Mar. 25, 1982
LONGEST WINLESS STREAK, HOME – 10 games (9 losses, 1 tie) –
Dec. 11, 1985-Jan. 18, 1986
LONGEST LOSING STREAK, HOME – 7 games – Feb. 20-Mar. 25, 1982
LONGEST WINLESS STREAK, ROAD – 26 games (23 losses, 3 ties) –

Dec. 15, 1976-Apr. 3, 1977
 LONGEST LOSING STREAK, ROAD – 14 games – Oct. 19-Dec. 21, 1966
 LONGEST WINLESS STREAK, START OF SEASON – 10 games (7 losses, 3 ties) – Oct. 8-26, 1975
 LONGEST LOSING STREAK, START OF SEASON – 5 games – Oct. 10-18, 1980
 LONGEST HOME WINLESS STREAK, START OF SEASON – 5 games (twice) – Oct. 8-25, 1975 (2 losses, 3 ties); Oct. 10-23, 1985 (1 loss, 4 ties)
 LONGEST HOME LOSING STREAK, START OF SEASON – 3 games (four times) – Nov. 14-26, 1929; Nov. 6-13, 1938; Oct. 10-17, 1957; Oct. 6-20, 1982
 LONGEST ROAD WINLESS STREAK, START OF SEASON – 19 games (18 losses, 1 tie) – Oct. 19, 1966-Jan. 14, 1967
 LONGEST ROAD LOSING STREAK, START OF SEASON – 14 games – Oct. 19-Dec. 21, 1966
 MOST PLAYERS – 45 1990-91

GAME

MOST GOALS FOR – 15 vs. N.Y. Rangers at Detroit, Jan. 23, 1944;
 Detroit 15, Rangers 0
 MOST GOALS AGAINST – 13 by Toronto at Toronto, Jan. 2, 1971; Toronto 13, Detroit 0
 MOST POINTS – 37 vs. N.Y. Rangers at Detroit, Jan. 23, 1944
 MOST GOALS, ONE PERIOD – 8 vs. N.Y. Rangers at Detroit, Jan. 23, 1944
 MOST POINTS, ONE PERIOD – 22 vs. N.Y. Rangers at Detroit, Jan. 23, 1944
 FASTEST GOAL, START OF GAME – 6 seconds – Jan. 28, 1973 at Montreal (Henry Boucha)
 FASTEST TWO GOALS, START OF GAME – 37 seconds apart – Dec. 4, 1987 vs. Chicago (Tim Higgins, Steve Yzerman)
 FASTEST TWO GOALS – 7 seconds apart – Nov. 5, 1936 vs. Toronto (Syd Howe, Larry Aurie); Nov. 25, 1987 vs. Winnipeg (Jeff Sharples, Brent Ashton)
 FASTEST THREE GOALS – 28 seconds apart – Nov. 15, 1944 vs. Toronto (Hal Jackson, Steve Wochy, Don Grosso)
 FASTEST FOUR GOALS – 1:55 apart – Dec. 28, 1999 at Buffalo (Igor Larionov, NICKLAS LIDSTROM, Aaron Ward, Pat Verbeek)
 FASTEST FIVE GOALS – 4:54 apart – Nov. 25, 1987 vs. Winnipeg (Gerard Gallant, Adam Oates, Mel Bridgman, Jeff Sharples, Brent Ashton)
 MOST POWER-PLAY GOALS – 6 vs N.Y. Rangers, Nov. 5, 1942; Detroit 12, Rangers 5
 MOST POWER-PLAY GOALS, ONE PERIOD – 4 vs. N.Y. Rangers, Nov. 5, 1942; Detroit 12, Rangers 5
 MOST POWER-PLAY GOALS AGAINST – 6 – at San Jose, Jan. 4, 2007
 MOST POWER-PLAY GOALS AGAINST, ONE PERIOD – 3 (several times) – Last time at Vancouver, Jan. 19, 2000, Detroit 3, Vancouver 3
 MOST SHORTHANDED GOALS – 3 (four times) – vs. Minnesota, Jan. 9, 1990 (Shawn Burr 2, Steve Yzerman), Detroit 9, Minnesota 0; vs. Minnesota, Apr. 14, 1992 (Steve Yzerman 2, Sergei Fedorov), Detroit 7, Minnesota 4; vs. Philadelphia, Feb. 11, 1994 (Sergei Fedorov, Vyacheslav Kozlov, Steve Yzerman, Detroit 6, Philadelphia 3; vs. Colorado, Mar. 22, 1996 (Steve Yzerman, Keith Primeau, Viacheslav Fetisov)
 MOST SHORTHANDED GOALS, ONE PERIOD – 2 (several times) – Last two times vs. Colorado, Dec. 17, 1999 (Brendan Shanahan, Doug Brown), Detroit 5, Colorado 2; Mar. 22, 1996 (Keith Primeau, Viacheslav Fetisov), Detroit 7, Colorado 0
 MOST SHORTHANDED GOALS AGAINST – 2 (several times) – Last time vs. Phoenix, Jan. 24, 2004, Detroit 2, Phoenix 5
 MOST SHORTHANDED GOALS AGAINST, ONE PERIOD – 2 (several times) – Last time vs. NY Rangers, Feb. 9, 1992, Detroit 5, NY Rangers 5
 ACTIVE PLAYERS IN CAPITALS

RED WINGS' INDIVIDUAL RECORDS

CAREER

MOST GAMES – 1687 – Gordie Howe (25 seasons)
MOST GAMES BY GOALIE – 734 – Terry Sawchuk
MOST CONSECUTIVE GAMES – 548 – Alex Delvecchio
MOST GOALS – 786 – Gordie Howe (25 seasons)
MOST ASSISTS – 1063 – Steve Yzerman (22 seasons)
MOST POINTS – 1809 – Gordie Howe (25 seasons)
MOST PENALTY MINUTES – 2090 – Bob Probert
MOST SHUTOUTS – 85 – Terry Sawchuk
MOST POWER-PLAY GOALS – 211 – Gordie Howe
MOST GOALS BY A DEFENSEMAN – 228 – NICKLAS LIDSTROM
MOST POWER-PLAY GOALS BY DEFENSEMAN – 111 – NICKLAS LIDSTROM
MOST SEASONS LEADING TEAM IN POWER-PLAY GOALS – 13 – Gordie Howe
MOST SHORTHANDED GOALS – 50 – Steve Yzerman
MOST 3-GOAL OR MORE GAMES – 18 – Gordie Howe, Steve Yzerman
MOST WINNING GOALS – 121 – Gordie Howe
MOST SEASONS LEADING TEAM IN WINNING GOALS – 12 – Gordie Howe
MOST ASSISTS BY GOALIE – 15 – Tim Cheveldae

SEASON

MOST GOALS – 65 – Steve Yzerman (1988-89)
MOST ASSISTS – 90 – Steve Yzerman (1988-89)
MOST POINTS – 155 – Steve Yzerman (1988-89)
MOST GOALS BY LINE – 140 (1988-89) (Steve Yzerman, 65; Gerard Gallant, 39; Paul MacLean, 36)
MOST POINTS BY LINE – 319 (1988-89) (Steve Yzerman, 155; Gerard Gallant, 93; Paul MacLean, 71)
MOST GOALS BY CENTER – 65 – Steve Yzerman (1988-89)
MOST GOALS BY RIGHT WING – 52 – Mickey Redmond (1972-73); Ray Sheppard (1993-94)
MOST GOALS BY LEFT WING – 55 – John Ogradnick (1984-85)
MOST GOALS BY DEFENSEMAN – 27 – Reed Larson (1980-81)
MOST GOALS BY ROOKIE – 39 – Steve Yzerman (1983-84)
MOST GOALS BY ROOKIE DEFENSEMAN – 19 – Reed Larson (1977-78)
MOST ASSISTS BY CENTER – 90 – Steve Yzerman (1988-89)
MOST ASSISTS BY RIGHT WING – 59 – Gordie Howe (1968-69)
MOST ASSISTS BY LEFT WING – 55 – Ted Lindsay (1949-50, 56-57)
MOST ASSISTS BY DEFENSEMAN – 64 – NICKLAS LIDSTROM (2005-06)
MOST ASSISTS BY GOALTENDER – 5 – Tim Cheveldae (1990-91)
MOST ASSISTS BY ROOKIE – 49 – Marcel Dionne (1971-72); NICKLAS LIDSTROM (1991-92)
MOST ASSISTS BY ROOKIE DEFENSEMAN – 49 – NICKLAS LIDSTROM (1991-92)
MOST POINTS BY CENTER – 155 – Steve Yzerman (1988-89)
MOST POINTS BY RIGHT WING – 103 – Gordie Howe (1968-69)
MOST POINTS BY LEFT WING – 105 – John Ogradnick (1984-85)
MOST POINTS BY DEFENSEMAN – 80 – NICKLAS LIDSTROM (2005-06)
MOST POINTS BY ROOKIE – 87 – Steve Yzerman (1983-84)
MOST POINTS BY ROOKIE DEFENSEMAN – 60 – Reed Larson (1977-78); NICKLAS LIDSTROM (1991-92)
MOST POWER-PLAY GOALS – 21 – Mickey Redmond (1973-74); Dino Ciccarelli (1992-93)

MOST POWER-PLAY GOALS BY DEFENSEMAN – 11 – Reed Larson (1985-86); Mathieu Schneider (2005-06)
MOST POWER-PLAY GOALS BY ROOKIE – 13 – Steve Yzerman (1983-84)
MOST SHORTHANDED GOALS – 10 – Marcel Dionne (1974-75)
MOST WINNING GOALS – 11 – Sergei Fedorov (1995-96 & 2002-03)
MOST WINNING GOALS BY DEFENSEMAN – 5 – Red Kelly (1949-50); Reed Larson (1983-84)
MOST WINNING GOALS BY ROOKIE – 6 – Alex Delvecchio (1951-52)
LONGEST GOAL STREAK – 9 games – Steve Yzerman (12 goals, Nov. 18-Dec. 5, 1988; 14 goals, Jan. 29-Feb. 12, 1992)
LONGEST GOAL STREAK, START OF SEASON – 6 games – Steve Yzerman (6 goals, Oct. 6-18, 1988)
LONGEST POINT STREAK – 28 games – Steve Yzerman (29 goals, 36 assists, 65 points, Nov. 1-Jan. 4, 1988-89)
LONGEST POINT STREAK, START OF SEASON – 17 games – HENRIK ZETTERBERG (13 goals, 14 assists, 27 points, Oct. 3-Nov. 11, 2007)
MOST SHOTS ON GOAL – 388 – Steve Yzerman (1988-89)
MOST PENALTY MINUTES – 398 – Bob Probert (1987-88)
MOST GAMES BY GOALIE – 72 – Tim Cheveldae (1991-92)
MOST MINUTES PLAYED BY GOALIE – 4236 – Tim Cheveldae (1991-92)
MOST WINS BY GOALIE – 44 – Terry Sawchuk (1950-51, 51-52)
LONGEST WINNING STREAK BY GOALIE – 13 – CHRIS OSGOOD (Jan. 30-Mar. 20, 1996)
LONGEST UNBEATEN STREAK BY GOALIE – 21 – CHRIS OSGOOD (19 wins, 2 ties, Jan. 10-Mar. 27, 1996)
BEST GOALS-AGAINST AVERAGE BY GOALIE – 1.43 – Dolly Dolson (1928-29)
MOST SHUTOUTS BY GOALIE – 12 – Terry Sawchuk (1951-52, 53-54, 54-55); Glenn Hall (1955-56)
MOST CONSECUTIVE SHUTOUTS BY GOALIE – 3
 – Terry Sawchuk (1954 – 1-0 Nov. 7 vs. N.Y. Rangers, 1-0 Nov. 11 vs. Toronto, 1-0 Nov. 13 at Toronto);
 – Glenn Hall (1955 – 2-0 Dec. 11 vs. N.Y. Rangers, 4-0 Dec. 15 vs. Toronto, 2-0 Dec. 18 vs. Montreal);
 – Jim Rutherford (1975-76 – 4-0 Dec. 31 vs. Washington, 1-0 Jan. 3 at Toronto, 5-0 Jan. 8 vs. Minnesota)
MOST GAMES BY ROOKIE GOALIE – 70 – Terry Sawchuk (1950-51); Glenn Hall (1955-56); Roger Crozier (1964-75)
MOST VICTORIES BY ROOKIE GOALIE – 44 – Terry Sawchuk (1950-51)
MOST MINUTES PLAYED BY ROOKIE GOALIE – 4200 – Terry Sawchuk (1950-51); Glenn Hall (1955-56)
BEST GOALS-AGAINST AVERAGE BY ROOKIE GOALIE – 1.43 – Dolly Dolson (1928-29)
MOST SHUTOUTS BY ROOKIE GOALIE – 11 – Terry Sawchuk (1950-51)

GAME

MOST GOALS – 6 – Syd Howe (Feb. 3, 1944; Detroit 12, N.Y. Rangers 2 at Detroit)
MOST ASSISTS – #7 – Billy Taylor (Mar. 16, 1947; Detroit 10, Chicago 6 at Chicago)
MOST POINTS – 7 – Carl Liscombe (3 goals, 4 assists) vs. N.Y. Rangers at Detroit, Nov. 5, 1942, Detroit 12, N.Y. 5;
 – Don Grosso (1 goal, 6 assists) vs. N.Y. Rangers at Detroit, Feb. 3, 1944, Detroit 12, N.Y. 2;
 – Billy Taylor (7 assists) at Chicago, March 16, 1947, Detroit 10, Chicago 6.
MOST GOALS, ONE PERIOD – 3 (Several Players)

MOST POWER-PLAY GOALS – 3 – Ted Lindsay (vs. Montreal, Mar. 20, 1955, Detroit 6, Montreal 0);

- Jimmy Carson (vs. Toronto, Dec. 27, 1989, Detroit 7, Toronto 7);
- TOMAS HOLMSTROM (at Nashville, Feb. 24, 2007);
- HENRIK ZETTERBERG (at Phoenix, Feb. 17, 2007)

MOST POWER-PLAY GOALS, ONE PERIOD – 3 – Jimmy Carson (Dec. 27, 1989; Detroit 7, Toronto 7)

MOST SHORTHANDED GOALS – 2 – Shawn Burr (Jan. 9, 1990; Detroit 9, Minnesota 0);

- Steve Yzerman (Apr. 14, 1992; Detroit 7, Minnesota 4);
- Yzerman (Apr. 8, 1993; Detroit 9, Tampa Bay 1)

MOST SHORTHANDED GOALS, ONE PERIOD – 2 – Shawn Burr (Jan. 9, 1990; Detroit 9, Minnesota 0)

MOST ASSISTS, ONE PERIOD – 4 – Joe Carveth (Jan. 23, 1944; Detroit 15, N.Y. Rangers 0)

MOST POINTS, ONE PERIOD – 4 – Joe Carveth (Jan. 23, 1944; Detroit 15, N.Y. Rangers 0);

- Mickey Redmond (Oct. 21, 1973; Detroit 11, California 2);
- John Ogrodnick (Dec. 4, 1984; Detroit 7, Toronto 6);
- Steve Yzerman (Nov. 17, 1990; Detroit 8, Toronto 4);
- Sergei Fedorov (Jan. 21, 1992; Detroit 7, Philadelphia 3)
- Doug Brown (Dec. 19, 1997; Detroit 5, New Jersey 4)

#-Shares NHL record

ACTIVE PLAYERS IN CAPITALS

RED WINGS' CAREER SCORING LEADERS

(MINIMUM 100 POINTS)

RANK	PLAYER	YEARS	GP	G	A	PTS
1.	Gordie Howe	25	1687	786	1023	1809
2.	Steve Yzerman	22	1514	692	1063	1755
3.	Alex Delvecchio	24	1549	456	825	1281
4.	NICKLAS LIDSTROM	17	1324	228	769	997
5.	Sergei Fedorov	13	908	400	554	954
6.	Norm Ullman	13	875	324	434	758
7.	Ted Lindsay	14	862	335	393	728
8.	Brendan Shanahan	9	716	309	324	633
9.	Reed Larson	10	708	188	382	570
10.	John Ogradnick	9	558	265	281	546
11.	PAVEL DATSYUK	7	526	171	351	522
12.	Red Kelly	13	846	162	310	472
13.	Gerard Gallant	9	563	207	260	467
	Nick Libett	12	861	217	250	467
15.	Sid Abel	12	571	184	279	463
16.	Syd Howe	12	513	188	247	435
17.	TOMAS HOLMSTROM	12	811	189	235	424
18.	Vyacheslav Kozlov	10	607	202	213	415
19.	HENRIK ZETTERBERG	6	432	183	222	405
20.	Igor Larionov	8	539	89	308	397
21.	Marcel Dionne	4	309	139	227	366
22.	Shawn Burr	11	659	148	214	362
23.	Dale McCourt	5	341	134	203	337
24.	Bruce MacGregor	11	673	151	184	335
25.	KRIS DRAPER	15	1009	145	183	328
26.	Ebbie Goodfellow	14	557	134	190	324
27.	Mickey Redmond	6	317	177	133	310
28.	Herbie Lewis	11	483	148	161	309
29.	Gary Bergman	11	706	60	243	303
30.	Marcel Pronovost	15	983	80	217	297
31.	Mud Bruneteau	11	411	139	138	277
	Carl Liscombe	9	373	137	140	277
33.	Larry Aurie	12	489	147	129	276
34.	Darren McCarty	12	643	119	155	274
35.	Steve Chiasson	8	471	67	200	267
36.	Ray Sheppard	5	274	152	113	265
37.	Bob Probert	9	474	114	145	259
38.	Walt McKechnie	5	321	89	167	256
39.	Marty Pavelich	10	634	93	159	252
40.	Vaclav Nedomansky	5	364	108	139	247
	Dino Ciccarelli	4	254	107	133	240
42.	Paul Coffey	4	231	46	193	239
43.	Joe Carveth	8	325	104	132	236
44.	Martin Lapointe	10	552	108	122	230
	Keith Primeau	6	363	97	133	230
46.	Petr Klima	6	306	130	93	223
47.	Ron Duguay	3	227	90	127	217
48.	KIRK MALTBY	13	856	103	113	216
49.	Parker MacDonald	7	361	94	122	216
50.	Floyd Smith	6	347	93	122	215
	Earl Dutch Reibel	5	306	74	141	215
52.	Metro Prystai	8	431	91	123	214
53.	Willie Huber	5	372	68	140	208
54.	Brett Hull	3	245	92	115	207
55.	Jimmy Carson	4	240	100	102	202
56.	Red Berenson	5	283	73	128	201

RANK	PLAYER	YEARS	GP	G	A	PTS
57.	Dave Barr	5	293	82	118	200
58.	Adam Oates	4	246	54	145	199
59.	Kelly Kisio	4	236	68	129	197
60.	Frank Mahovlich	4	198	108	88	196
	Paul Woods	7	501	72	124	196
62.	John Sorell	8	347	96	86	182
63.	Danny Gare	5	306	86	95	181
64.	Johnny Wilson	8	379	79	100	179
65.	Vladimir Konstantinov	6	446	47	128	175
66.	Larry Murphy	5	312	35	136	171
	Doug Brown	7	427	74	97	171
68.	Don Grosso	7	235	71	99	170
	Paul Ysebaert	3	210	84	86	170
70.	Mathieu Schneider	4	231	48	116	164
71.	Ivan Boldirev	3	183	67	95	162
72.	Mike Foligno	3	186	77	83	160
73.	Mikael Samuelsson	4	278	67	92	159
74.	Marty Barry	4	192	60	94	154
75.	Garry Unger	4	216	84	68	152
76.	Chris Chelios	9	550	21	131	152
77.	Mathieu Dandenault	9	616	48	101	149
	Dean Prentice	4	230	60	89	149
79.	Paul Henderson	6	269	67	79	146
80.	Bill Hogaboam	6	221	61	84	145
81.	JOHAN FRANZEN	4	292	83	60	143
82.	Jim McFadden	4	253	64	78	142
83.	Dennis Polonich	8	390	59	82	141
84.	Guy Charron	5	265	61	78	139
85.	DAN CLEARY	4	285	57	80	137
86.	Dan Maloney	3	177	56	81	137
87.	Vic Stasiuk	8	330	52	84	136
88.	Errol Thompson	4	200	76	58	134
	Eddie Wares	6	216	50	84	134
90.	Joe Kocur	10	535	66	66	132
	Lee Norwood	5	259	36	96	132
92.	Bill Collins	4	239	54	77	131
93.	Bill Quackenbush	7	313	40	89	129
	Greg Smith	5	352	24	105	129
95.	John Chabot	4	226	29	99	128
96.	Jiri Hudler	3	255	52	75	127
97.	Danny Grant	4	174	64	62	126
98.	Bill Lochead	5	296	65	60	125
99.	Yves Racine	4	231	22	102	124
100.	Glen Skov	6	301	62	61	123
	Andre St. Laurent	3	172	50	73	123
102.	NIKLAS KRONWALL	5	260	16	106	122
103.	Dennis Hextall	4	193	39	82	121
104.	Tim Ecclestone	4	191	40	80	120
105.	Robert Lang	3	159	40	79	119
106.	JASON WILLIAMS	6	203	49	67	116
107.	Carson Cooper	5	222	68	48	116
108.	BRIAN RAFALSKI	2	151	23	91	114
109.	Pete Stelmowski	4	170	51	63	114
110.	George Hay	6	204	60	52	112
	Bill Gadsby	5	323	18	94	112
112.	Michel Bergeron	4	174	64	46	110
	Dwight Foster	4	215	48	62	110
	Mark Osborne	2	160	45	65	110
115.	Jack Stewart	10	503	30	79	109

RANK	PLAYER	YEARS	GP	G	A	PTS
116.	Gerry Couture	7	266	61	46	107
117.	Dan Labraaten	3	198	52	54	106
118.	Mike Blaisdell	3	192	44	61	105
119.	Doug Barkley	4	247	24	80	104
120.	Bob Goldham	6	406	11	92	103
	Darren Veitch	3	153	20	83	103
122.	Brad Park	2	147	18	83	101
	Adam Brown	5	148	58	43	101
124.	Tony Leswick	5	302	41	59	100
	Warren Godfrey	12	528	23	77	100

RED WINGS' ALL-TIME SEASON LEADERS

Season	GOALS		ASSISTS		POINTS				PENALTIES	
	Player	Total	Player	Total	Player	G	A	TP*	Player	TPM
1926-27	Sheppard	13	Sheppard	8	Sheppard	13	8	21	Sheppard	60
1927-28	Hay	22	Hay	13	Hay	22	13	35	Traub	78
1928-29	Cooper	18	Cooper	9	Cooper	18	9	27	Connors	68
1929-30	Lewis	20	Cooper	18	Cooper	18	18	36	Rockburn	97
1930-31	Goodfellow	25	Goodfellow	23	Goodfellow	25	23	48	Rockburn	118*
1931-32	Goodfellow	14	Goodfellow	16	Goodfellow	14	16	30	Noble	72
1932-33	Lewis	20	Lewis	14	Lewis	20	14	34	Evans	74
1933-34	Sorrell	21	Aurie	19	Aurie	16	19	35	Emms	51
1934-35	S. Howe	22	Aurie	29	S. Howe	22	25	47	Goodfellow	44
1935-36	Barry	21	Lewis	23	Barry	21	19	40	Goodfellow	69
1936-37	Aurie	23*	Barry	27	Barry	17	27	44	Goodfellow	43
1937-38	Liscombe	14	Barry	20	Lewis	13	18	31	Barry	34
1938-39	S. Howe	16	Barry	28	Barry	13	28	41	Conacher	39
1939-40	S. Howe	14	S. Howe	23	S. Howe	14	23	37	Orlando	54
1940-41	S. Howe	20	S. Howe	24	S. Howe	20	24	44	Orlando	99*
1941-42	Grosso	23	Abel	31	Grosso	23	30	53	Orlando	111*
1942-43	Bruneteau	23	S. Howe	35	S. Howe	20	35	55	Orlando	99*
1943-44	Liscombe	36	Liscombe	37	Liscombe	36	37	73	Jackson	76
1944-45	Carveth	26	S. Howe	36	Carveth	26	28	54	Jackson	45
1945-46	Brown	20	Carveth	18	Carveth	17	18	35	Stewart	73*
			Armstrong	18						
1946-47	Conacher	30	Taylor	46*	Taylor	17	46	63	Stewart	83
1947-48	Lindsay	33*	Abel	30	Lindsay	33	19	52	Lindsay	95
1948-49	Abel	28*	Lindsay	28	Abel	28	26	54	Lindsay	97
					Lindsay	26	28	54		
1949-50	G. Howe	35	Lindsay	55*	Lindsay	23	55	78*	Lindsay	141
1950-51	G. Howe	43*	G. Howe	43*	G. Howe	43	43	86*	Lindsay	110
1951-52	G. Howe	47*	G. Howe/Lindsay	39*	G. Howe	47	39	86*	Lindsay	123
1952-53	G. Howe	49*	G. Howe	46*	G. Howe	49	46	95*	Lindsay	111
1953-54	G. Howe	33	G. Howe	48*	G. Howe	33	48	81*	Lindsay	112
1954-55	G. Howe	29	Reibel	41	Reibel	25	41	66	Leswick	137
1955-56	G. Howe	38	G. Howe	41	G. Howe	38	41	79	Lindsay	161
1956-57	G. Howe	44*	Lindsay	55*	G. Howe	44	45	89*	Lindsay	103
									Godfrey	103
1957-58	G. Howe	33	G. Howe	44	G. Howe	33	44	77	Kennedy	135
1958-59	G. Howe	32	G. Howe	46	G. Howe	32	46	78	Goegan	111
1959-60	G. Howe	28	G. Howe	45	G. Howe	28	45	73	Morrison	62
1960-61	Ullman	28	G. Howe	49	G. Howe	23	49	72	Young	108
1961-62	G. Howe	33	G. Howe	44	G. Howe	33	44	77	Gadsby	88
1962-63	G. Howe	38*	G. Howe	48	G. Howe	38	48	86*	Young	273*
1963-64	G. Howe	26	G. Howe	47	G. Howe	26	47	73	Barkley	115
1964-65	Ullman	42	G. Howe	47	Ullman	42	41	83	Lindsay	173
1965-66	Ullman	31	G. Howe	46	G. Howe	29	46	75	Watson	133
	Delvecchio	31								
1966-67	MacGregor	28	Ullman	44	Ullman	26	44	70	Bergman	129
1967-68	G. Howe	39	Delvecchio	48	G. Howe	39	43	82	Douglas	126
1968-69	F. Mahovlich	49	G. Howe	59	G. Howe	44	59	103	Baun	121

Season	GOALS		ASSISTS		POINTS				PENALTIES	
	Player	Total	Player	Total	Player	G	A	TP*	Player	TPM
1969-70	Unger	42	Delvecchio	47	G. Howe	31	40	71	Bergman	122
1970-71	Webster	30	Webster	37	Webster	30	37	67	Bergman	149
1971-72	Redmond	42	Dionne	49	Dionne	28	49	77	Bergman	138
1972-73	Redmond	52	Delvecchio	53	Redmond	52	41	93	Johnston	169
1973-74	Redmond	51	Dionne	54	Dionne	24	53	78	Johnston	139
1974-75	Grant	50	Dionne	74	Dionne	47	74	121	Watson	238
1975-76	Bergeron	32	McKechnie	56	McKechnie	26	56	82	Watson	322
1976-77	McKechnie	25	McKechnie	34	McKechnie	24	34	59	Polonich	274
1977-78	McCourt	33	Larson	41	McCourt	33	39	72	Polonich	254
1978-79	Nedomansky	38	Larson	49	Nedomansky	38	35	73	Polonich	208
1979-80	Foligno	36	McCourt	51	McCourt	30	51	81	Huber	164
1980-81	Ogrodnick	35	McCourt	56	McCourt	30	56	86	Korn	246
1981-82	Ogrodnick	28	Osborne	41	Osborne	26	41	67	Larson	112
1982-83	Ogrodnick	41	Larson	52	Ogrodnick	41	44	85	Gare	107
1983-84	Ogrodnick	42	Park	53	Yzerman	39	48	87	Paterson	148
1984-85	Ogrodnick	55	Yzerman	59	Ogrodnick	55	50	105	Gare	163
1985-86	Ogrodnick	38	Kisio	48	Shedden	34	37	71	Kocur	377*
1986-87	Ashton	40	Yzerman	59	Yzerman	31	59	90	Kocur	276
1987-88	Yzerman	50	Yzerman	52	Yzerman	50	52	102	Probert	398*
1988-89	Yzerman	65	Yzerman	90	Yzerman	65	90	155	Gallant	230
1989-90	Yzerman	62	Yzerman	65	Yzerman	62	65	127	Kocur	268
1990-91	Yzerman	51	Yzerman	57	Yzerman	51	57	108	Probert	315
1991-92	Yzerman	45	Yzerman	58	Yzerman	45	58	103	Probert	276
1992-93	Yzerman	58	Yzerman	79	Yzerman	58	79	137	Probert	292
1993-94	Fedorov	56	Fedorov	64	Fedorov	56	64	120	Probert	275
1995	Sheppard	30	Coffey	44	Coffey	14	44	58	Grimson	147
1995-96	Fedorov	39	Fedorov	68	Fedorov	39	68	107	Primeau	168
1996-97	Shanahan	47	Yzerman	63	Shanahan	47	41	88	Lapointe	167
1997-98	Shanahan	28	Yzerman	45	Yzerman	24	45	69	McCarty	157
1998-99	Shanahan	31	Larionov	49	Yzerman	29	45	74	Lapointe	141
1999-2000	Shanahan	41	Lidstrom	53	Yzerman	35	44	79	Lapointe	121
2000-2001	Fedorov	32	Lidstrom	56	Shanahan	31	45	76	Lapointe	127
2001-2002	Shanahan	37	Shanahan	38	Shanahan	37	38	75	Chelios	126
2002-2003	Hull	37	Fedorov	47	Fedorov	36	47	83	McCarty	138
2003-2004	Lang	30	Lang	49	Lang	30	49	79	Shanahan	117
	Datsyuk	30								
2004-2005	---		---		---				---	
2005-2006	Shanahan	40	Lidstrom	64	Datsyuk	28	59	87	Chelios	108
2006-07	Zetterberg	33	Datsyuk	60	Datsyuk	27	60	87	Lang/Schneider	66
2007-08	Zetterberg	43	Datsyuk	66	Datsyuk	31	66	97	Downey	116
2008-09	Hossa	40	Datsyuk	65	Datsyuk	32	65	97	Lilja	66

*League leader

RED WINGS' TOP-SCORING SEASONS

GOALS

Total	Player	Season		
65	Steve Yzerman	88-89		John Ogradnick. 80-81
62	Steve Yzerman	89-90		Ivan Boldirev 83-84
58	Steve Yzerman	92-93		Errol Thompson 79-80
56	Sergei Fedorov	93-94		Paul Ysebaert 91-92
55	John Ogradnick.	84-85	34	Steve Yzerman 99-00
52	Mickey Redmond	72-73		Gerard Gallant 87-88
	Ray Sheppard	93-94		Jim Carson 91-92
51	Mickey Redmond	73-74		Paul Ysebaert 92-93
	Steve Yzerman	90-91		Vyacheslav Kozlov 93-94
50	Danny Grant	74-75	33	JOHAN FRANZEN 08-09
	Steve Yzerman	87-88		Ted Lindsay 47-48
49	Gordie Howe	52-53		Gordie Howe (3) 53-54
	Frank Mahovlich	68-69	 57-58
47	Gordie Howe	51-52	 61-62
	Marcel Dionne	74-75		HENRIK ZETTERBERG 06-07
47	Brendan Shanahan	96-97		Parker MacDonald 62-63
45	Steve Yzerman	91-92		Dale McCourt 77-78
44	Gordie Howe (2)	56-57	32	Ron Duguay 83-84
 68-69			Syd Howe 43-44
43	Gordie Howe	50-51		Ted Lindsay 52-53
	HENRIK ZETTERBERG 07-08			Gordie Howe 58-59
42	Norm Ullman	64-65		Michel Bergeron 75-76
	Garry Unger	69-70		Petr Klima 85-86
	Mickey Redmond	71-72		Sergei Fedorov (2) 91-92
41	John Ogradnick.	83-84	 00-01
	John Ogradnick.	82-83	31	Ray Sheppard 92-93
	Dino Ciccarelli	92-93		PAVEL DATSYUK 08-09
	Brendan Shanahan	99-00		Norm Ullman 65-66
40	Marcel Dionne	72-73		Alex Delvecchio 65-66
	Brendan Shanahan	05-06		Gordie Howe 69-70
39	Marian Hossa	08-09		Nick Libett 71-72
	Gordie Howe	67-68		Andre St. Laurent 77-78
	Steve Yzerman	83-84		Steve Yzerman 86-87
	Gerard Gallant	88-89		Sergei Fedorov (2) 90-91
	Sergei Fedorov	95-96	 01-02
	HENRIK ZETTERBERG 05-06			Keith Primeau 93-94
38	Gordie Howe (2)	55-56		Brendan Shanahan (2) 98-99
 66-63		 00-01
	Frank Mahovlich	69-70		PAVEL DATSYUK 07-08
	Vaclav Nedomansky	78-79		HENRIK ZETTERBERG 08-09
	Ron Duguay	84-85	30	Roy Conacher 46-47
	John Ogradnick.	85-86		Ted Lindsay (2) 51-52
	Gerard Gallant	86-87	 56-57
37	Petr Klima	87-88		Norm Ullman 67-68
	Brendan Shanahan	01-02		Tom Webster 70-71
	Brett Hull	02-03		Dale McCourt 79-80
36	Carl Liscombe	43-44		Dan Labraaten 79-80
	Mike Foligno	79-80		Dale McCourt 80-81
	Paul MacLean	88-89		Steve Yzerman 84-85
	Gerard Gallant	89-90		Petr Klima 86-87
	Ray Sheppard	91-92		Ray Sheppard 95-96
	Steve Yzerman	95-96		Sergei Fedorov 96-97
	Vyacheslav Kozlov	95-96		Brett Hull 01-02
	Sergei Fedorov	02-03		Brendan Shanahan 02-03
35	Mud Bruneteau	43-44		Robert Lang 03-04
	Gordie Howe	49-50		PAVEL DATSYUK 03-04
	Vaclav Nedomansky	79-80		TOMAS HOLMSTROM 06-07

ACTIVE PLAYERS IN BOLD CAPITALS

ASSISTS

Assists

Total Player	Season
90 Steve Yzerman	88-89
90 Steve Yzerman	88-89
79 Steve Yzerman	92-93
74 Marcel Dionne	74-75
68 Sergei Fedorov	95-96
66 PAVEL DATSYUK	07-08
65 Steve Yzerman	89-90
PAVEL DATSYUK	08-09
64 Sergei Fedorov	93-94
NICKLAS LIDSTROM	05-06
63 Steve Yzerman	96-97
Paul Coffey	93-94
62 Adam Oates	88-89
60 Paul Coffey	95-96
PAVEL DATSYUK	06-07
NICKLAS LIDSTROM	07-08
59 Gordie Howe	68-69
Steve Yzerman (3)	84-85
	86-87
	95-96
PAVEL DATSYUK	05-06
58 Alex Delvecchio	68-69
Steve Yzerman (2)	91-92
	93-94
57 Steve Yzerman	90-91
56 Walt McKechnie	75-76
Dale McCourt	80-81
Dino Ciccarelli	92-93
NICKLAS LIDSTROM	00-01
55 Ted Lindsay (2)	49-50
	56-57
54 Marcel Dionne	73-74
Gerard Gallant	88-89
Sergei Fedorov	91-92
53 Alex Delvecchio	72-73
Brad Park	83-84
Sergei Fedorov	92-93
NICKLAS LIDSTROM	99-00
52 Reed Larson	82-83
Steve Yzerman	87-88
51 Dale McCourt	79-80
Ron Duguay	84-85
Igor Larionov	95-96
50 Marcel Dionne	72-73
John Ogronick	84-85
Steve Chiasson	92-93
NICKLAS LIDSTROM (2)	95-96
	01-02
49 Gordie Howe	60-61
Marcel Dionne	71-72
Reed Larson	78-79
Peter Mahovlich	79-80
NICKLAS LIDSTROM (2)	91-92
	06-07
Igor Larionov	98-99
Robert Lang	03-04
HENRIK ZETTERBERG	07-08
BRIAN RAFALSKI	08-09
48 Gordie Howe (2)	53-54
	62-63

Alex Delvecchio	67-68
Steve Yzerman	83-84
Ivan Boldirev	83-84
Kelly Kisio	85-86
Sergei Fedorov	90-91
47 Gordie Howe (2)	63-64
	64-65
Alex Delvecchio	69-70
Ron Duguay	83-84
Alex Delvecchio	69-70
Sergei Fedorov	02-03
46 Billy Taylor	46-47
Gordie Howe (3)	52-53
	58-59
	65-66
HENRIK ZETTERBERG	05-06
NICKLAS LIDSTROM	93-94
45 Gordie Howe (2)	56-57
	59-60
Alex Delvecchio	71-72
Reed Larson	84-85
Brendan Shanahan	00-01
Darren Veitch	86-87
Steve Yzerman (2)	97-98
	98-99
NICKLAS LIDSTROM	08-09
44 Gordie Howe (2)	57-58
	61-62
Alex Delvecchio	62-63
Norm Ullman	66-67
Reed Larson	79-80
John Ogronick	82-83
John Chabot	87-88
Gerard Gallant	89-90
Paul Coffey	95
Steve Yzerman	99-00
NICKLAS LIDSTROM	02-03
43 Gordie Howe (2)	50-51
	67-68
Alex Delvecchio (2)	52-53
	61-62
Dale McCourt	78-79
Mickey Redmond	72-73
Red Berenson	71-72
Reed Larson	77-78
Mark Osborne	81-82
Kelly Kisio	84-85
NICKLAS LIDSTROM (2)	98-99
	08-09
42 Norm Ullman	60-61
Alex Delvecchio	64-65
Red Berenson	73-74
Keith Primeau	93-94
Igor Larionov	96-97
NICKLAS LIDSTROM (2)	96-97
	97-98
Larry Murphy	98-99
Robert Lang	05-06
BRIAN RAFALSKI	07-08
HENRIK ZETTERBERG	08-09

ACTIVE PLAYERS IN BOLD CAPITALS

DETROIT RED WINGS
GOALTENDERS' ALL-TIME RECORDS
(By Wins)

PLAYER	YRS	GP	WON	LOST	TIED	GA	SO	AVG
Terry Sawchuk	14	734	352	244	130	1782	85	2.46
CHRIS OSGOOD	12	531	305	142	46	1252	38	2.46
Harry Lumley	7	324	163	107	54	885	26	2.73
Roger Crozier	7	310	130	119	43	853	20	2.94
Tim Cheveldae	6	264	128	93	30	851	9	3.39
Greg Stefan	9	299	115	127	30	1068	5	3.92
Dominik Hasek	4	176	114	39	10	368	20	2.13
Manny Legace	6	180	112	37	16	368	13	2.18
Jim Rutherford	10	314	97	165	43	1112	10	3.68
Roy Edwards	6	221	95	74	34	601	14	2.94
Norm Smith	7	178	76	68	34	417	17	2.34
Glenn Hall	4	148	74	45	29	317	17	2.14
John Mowers	4	152	65	61	26	399	13	2.63
Glen Hanlon	5	186	65	71	26	569	7	3.47
Mike Vernon	3	95	53	24	14	225	4	2.40
Curtis Joseph	2	92	50	29	9	216	7	2.46
John Ross Roach	3	89	41	37	11	201	11	2.26
Clarence Dolson	3	93	35	41	17	192	17	2.06
Hank Bassen	6	99	34	39	19	274	3	2.99
Cecil Thompson	2	85	32	41	12	225	7	2.65
Harry Holmes	2	85	30	46	9	179	17	2.11
Rogie Vachon	2	109	30	57	19	398	4	3.74
Corrado Micallef	5	113	26	59	15	409	2	4.23
Ty Conklin	1	40	25	11	0	94	6	2.51
Connie Dion	2	38	23	11	4	119	1	3.13
Eddie Giacomin	3	71	23	37	7	234	6	3.47
Gilles Gilbert	3	95	21	48	16	365	0	4.18
Alex Connell	1	48	18	20	10	108	6	2.25
Al Smith	1	43	18	20	4	135	4	3.24
Doug Grant	3	46	17	22	2	182	1	4.33
Vince Riendeau	3	32	17	8	2	89	0	3.28
Wilf Cude	1	29	15	6	8	47	4	1.62
Bill Beveridge	1	39	14	20	5	109	2	2.79
Ken Wregget	1	29	14	10	2	70	0	2.66
Kevin Hodson	4	35	13	7	4	64	4	2.37
Joe Daley	1	29	11	10	5	85	0	3.15
Bob Sauve	1	41	11	25	4	165	0	4.19
Norm Maracle	2	20	10	7	2	37	0	2.22
Ed Mio	3	49	10	20	5	205	1	5.00
Ron Low	1	32	9	12	9	102	1	3.37
Denis DeJordy	2	25	8	12	3	87	1	3.86
George Gardner	3	24	7	7	3	69	0	3.59
Jim Franks	2	18	7	8	3	72	1	4.00
Andy Brown	2	17	6	6	3	57	0	3.80
Mark Laforest	2	33	6	22	0	126	1	4.71
Larry Lozinski	1	30	6	11	7	105	0	4.32
Sam St. Laurent	4	30	5	11	4	79	0	3.76
Dennis Riggin	2	18	5	9	2	54	1	3.27
Bill McKenzie	2	26	5	13	6	101	1	4.16
Bob Essensa	1	13	4	7	2	34	1	2.62
Bill Ranford	1	4	3	0	1	8	0	1.97
Terry Richardson	4	19	3	10	0	75	0	5.31
Don McLeod	1	14	3	7	0	60	0	5.15
Greg Millen	1	10	3	2	3	22	0	2.71
Dave Gatherum	1	3	2	1	0	3	1	1.00

Bob Perreault	1	3	2	1	0	9	1	3.00
Harvey Teno	1	5	2	3	0	15	0	3.00
Herb Stuart	1	3	1	2	0	5	0	1.60
JIMMY HOWARD	3	5	1	5	0	21	0	2.76
Gerry Gray	1	7	1	4	1	30	0	4.73
Peter Ing	1	3	1	2	0	15	0	5.29
Marc Lamothe	1	2	1	0	1	3	0	1.44
Joey MacDonald	1	8	1	5	0	27	0	3.46
Abbie Cox	1	1	0	0	1	4	0	4.00
Joe Turner	1	1	0	0	1	3	0	3.00
Ralph Almas	2	2	0	1	1	8	0	4.00
Ken Holland	1	3	0	1	1	11	0	4.11
Claude Legris	2	4	0	1	1	4	0	2.66
Pete McDuffe	1	4	0	3	1	22	0	5.50
Allan Bester	2	4	0	3	0	15	0	4.31
Darren Eliot	1	3	0	0	1	9	0	5.57
Alain Chevrier	1	3	0	3	0	11	0	6.11
Carl Wetzel	1	2	0	1	0	4	0	8.00
Claude Bourque	1	1	0	1	0	3	0	3.00
Alf Moore	1	1	0	1	0	3	0	3.00
Pat Rupp	1	1	0	1	0	4	0	4.00
Harrison Gray	1	1	0	1	0	5	0	7.50
Al Jensen	1	1	0	1	0	7	0	7.00
Gillies Boisvert	1	3	0	3	0	9	0	3.00
Dave Gagnon	1	2	0	1	0	6	0	10.29
Scott King	2	2	0	0	0	3	0	2.95
Chris Pusey	1	1	0	0	0	3	0	4.50
Tom McGratton	1	1	0	0	0	1	0	7.50
Lefty Wilson	1	1	0	0	0	0	0	0.00

ACTIVE PLAYERS IN BOLD CAPITALS

DETROIT NHL GOALTENDING LEADERS

REGULAR SEASON (Minimum 30 Wins)

SHUTOUTS

T. Sawchuk - 12	51-52, 53-54, 54-55
G. Hall - 12	55-56
H. Holmes - 11	27-28
T. Sawchuk - 11	50-51
J. R. Roach - 10	32-33
C. Dolson - 10	28-29
T. Sawchuk - 9	52-53
D. Hasek - 8	06-07
H. Lumley - 7	47-48, 49-50
R. Crozier - 7	65-66
M. Legace - 7	05-06
H. Holmes - 6	26-27
C. Dolson - 6	30-31
A. Connell - 6	31-32
N. Smith - 6	35-36, *36-37
H. Lumley - 6	48-49
R. Crozier - 6	64-65
R. Edwards - 6	*72-73
C. OSGOOD - 6 . .	96-97, 97-98, 99-00
T. Conklin - 6	08-09
C. OSGOOD - 5	95-96
D. Hasek - 5	01-02, 07-08
C. Joseph - 5	02-03
G. Hanlon - 4	*87-88

T. Cheveldae - 4	92-93
C. OSGOOD - 4	07-08
C. OSGOOD - 3	98-99
M. Legace - 3	03-04
WINS	
T. Sawchuk - 44	50-51, 51-52
+D. Hasek - 41	01-02
T. Sawchuk - 40	54-55
R. Crozier - 40	64-65
+C. OSGOOD - 39	95-96
G. Hall - 38	56-57
T. Cheveldae - 38	91-92
D. Hasek - 38	06-07
M. Legace - 37	05-06
T. Sawchuk - 35	53-54
H. Lumley - 34	48-49
C. OSGOOD - 34	98-99
C. Joseph - 34	02-03
H. Lumley - 33	49-50
C. OSGOOD - 33	97-98
T. Sawchuk - 32	52-53
H. Lumley - 30	47-48
G. Hall - 30	55-56
C. OSGOOD - 30	99-00
+ - Led NHL, * - Shared NHL lead	

DETROIT RED WINGS' SEASON-BY-SEASON GOALTENDING LEADERS

SEASON	GAMES	WINS	SHUT-OUTS	G.A.A.
1926-27	Holmes 41	Holmes 11	Holmes 6	Holmes 2.23
1927-28	Dolson 44	Dolson 19	Dolson 11	Dolson 1.73
1928-29	Dolson 44	Dolson 19	Dolson 10	Dolson 1.37
1929-30	Beveridge 39	Beveridge 14	Beveridge 2	Beveridge 2.71
1930-31	Dolson 44	Dolson 16	Dolson 6	Dolson 2.29
1931-32	Connell 48	Connell 18	Connell 6	Connell 2.12
1932-33	Roach 48	Roach 25	Roach 10	Roach 1.88
1933-34	Cude 29	Cude 15	Cude 4	Cude 1.52
1934-35	Smith 25	Smith 12	Roach 4	Smith 2.01
1935-36	Smith 48	Smith 24	Smith 6	Smith 2.04
1936-37	Smith 48	Smith 25	Smith 6	Smith 2.05
1937-38	Smith 47	Smith 11	Smith 3	Smith 2.66
1938-39	Thompson 39	Thompson 16	Thompson 4	Thompson 2.53
1939-40	Thompson 46	Thompson 16	Thompson 3	Thompson 2.54
1940-41	Mowers 48	Mowers 21	Mowers 4	Mowers 2.01
1941-42	Mowers 47	Mowers 19	Mowers 5	Mowers 3.00
1942-43	Mowers 50	Mowers 25	Mowers 6	Mowers 2.47
1943-44	Dion 26	Dion 17	Dion/Franks 1	Dion 3.08
1944-45	Lumley 37	Lumley 24	Lumley 1	Lumley 3.22
1945-46	Lumley 50	Lumley 20	Lumley 2	Lumley 3.18
1946-47	Lumley 52	Lumley 22	Lumley 3	Lumley 3.06
1947-48	Lumley 60	Lumley 30	Lumley 7	Lumley 2.46
1948-49	Lumley 60	Lumley 34	Lumley 6	Lumley 2.42
1949-50	Lumley 63	Lumley 33	Lumley 7	Lumley 2.35
1950-51	Sawchuk 70	Sawchuk 44	Sawchuk 11	Sawchuk 1.99
1951-52	Sawchuk 70	Sawchuk 44	Sawchuk 12	Sawchuk 1.90
1952-53	Sawchuk 63	Sawchuk 32	Sawchuk 9	Sawchuk 1.90
1953-54	Sawchuk 67	Sawchuk 35	Sawchuk 12	Sawchuk 1.94
1954-55	Sawchuk 68	Sawchuk 40	Sawchuk 12	Sawchuk 1.96
1955-56	Hall 70	Hall 30	Hall 12	Hall 2.11
1956-57	Hall 70	Hall 38	Hall 4	Hall 2.24
1957-58	Sawchuk 70	Sawchuk 29	Sawchuk 3	Sawchuk 2.96
1958-59	Sawchuk 67	Sawchuk 23	Sawchuk 5	Sawchuk 3.12
1959-60	Sawchuk 58	Sawchuk 24	Sawchuk 5	Sawchuk 2.69
1960-61	Sawchuk 37	Bassen 13	Sawchuk 2	Bassen 2.89
1961-62	Sawchuk 43	Sawchuk 14	Sawchuk 5	Bassen 2.81
1962-63	Sawchuk 48	Sawchuk 23	Sawchuk 3	Sawchuk 2.48
1963-64	Sawchuk 53	Sawchuk 24	Sawchuk 5	Sawchuk 2.60
1964-65	Crozier 70	Crozier 40	Crozier 6	Crozier 2.42
1965-66	Crozier 64	Crozier 28	Crozier 7	Crozier 2.78
1966-67	Crozier 58	Crozier 22	Crozier 4	Crozier 3.35
1967-68	Edwards 42	Edwards 15	Crozier 1	Crozier 3.30
1968-69	Edwards 40	Edwards 18	Edwards 4	Edwards 2.54

SEASON	GAMES	WINS	SHUT-OUTS	G.A.A.
1969-70	Edwards 47	Edwards 24	Edwards 2	Edwards 2.59
1970-71	Edwards 37	Edwards 11	Rutherford 1	Edwards 3.39
1971-72	Smith 43	Smith 18	Smith 4	Daley 3.15
1972-73	Edwards 52	Edwards 27	Edwards 6`	Edwards 2.63
1973-74	Grant 37	Grant 15	McKenzie/ Grant 1	Rutherford 3.63
1974-75	Rutherford 59	Rutherford 20	Rutherford 2	Rutherford 3.74
1975-76	Rutherford 44	Rutherford 13	Rutherford 4	Giacomin 3.45
1976-77	Rutherford 48	Giacomin 8	Giacomin 3	Giacomin 3.58
1977-78	Rutherford 43	Rutherford 13	Rutherford/ Low 1	Rutherford 3.26
1978-79	Vachon 50	Rutherford 13	Rutherford 1	Rutherford 3.27
1979-80	Vachon 59	Vachon 20	Vachon 4	Vachon 3.61
1980-81	Gilbert 48	Gilbert 11		Gilbert 4.01
1981-82	Sauve 41	Sauve 11		Sauve 4.19
1982-83	Stefan 35	Micallef 11	Micallef 2	Micallef 3.62
1983-84	Stefan 50	Stefan 19	Stefan 2	Stefan 3.51
1984-85	Stefan 46	Stefan 21		Stefan 4.33
1985-86	Stefan 37	Stefan 10	Stefan/ Laforest 1	Stefan 4.50
1986-87	Stefan 43	Stefan 20	Hanlon/ Stefan 1	Hanlon 3.56
1987-88	Hanlon 47	Hanlon 22	Hanlon 4	Stefan 3.11
1988-89	Stefan 46	Stefan 21	Hanlon 1	Hanlon 3.56
1989-90	Hanlon 45	Hanlon 14	Hanlon 3	Cheveldae 3.79
1990-91	Cheveldae 65	Cheveldae 30	Cheveldae 2	Cheveldae 3.55
1991-92	Cheveldae 72	Cheveldae 38	Cheveldae 2	Cheveldae 3.20
1992-93	Cheveldae 67	Cheveldae 34	Cheveldae 4	Cheveldae 3.25
1993-94	Osgood 41	Osgood 23	Osgood 2	Osgood 2.86
1994-95	Vernon 31	Vernon 19	Osgood/ Vernon 1	Osgood 2.26
1995-96	Osgood 50	Osgood 39	Osgood 5	Osgood 2.17
1996-97	Osgood 47	Osgood 23	Osgood 6	Osgood 2.30
1997-98	Osgood 64	Osgood 33	Osgood 6	Osgood 2.21
1998-99	Osgood 63	Osgood 34	Osgood 3	Osgood 2.42
1999-00	Osgood 53	Osgood 30	Osgood 6	Osgood 2.40
2000-01	Osgood 52	Osgood 25	Legace 2	Legace 2.05
2001-02	Hasek 65	Hasek 41	Hasek 5	Hasek 2.17
2002-03	Joseph 61	Joseph 34	Joseph 5	Legace 2.18
2003-04	Legace 41	Legace 23	Legace 3	Legace 2.12
2004-05	---	---	---	---
2005-06	Legace 51	Legace 37	Legace 7	Legace 2.19
2006-07	Hasek 56	Hasek 38	Hasek 8	Hasek 2.05
2007-08	Osgood 43	Osgood/Hasek 27	Hasek 5	Osgood 2.09
2008-09	Osgood 46	Osgood 26	Conklin 6	Conklin 2.51

RED WINGS' ALL STARS

GOAL

Player	No. Times Selected	Season and Team
John Ross Roach	1	1933 (1st Team)
Normie Smith	1	1937 (1st)
John Mowers	1	1943 (1st)
Glenn Hall	2	1956 (2nd), 1957 (1st)
Terry Sawchuk	7	1951 (1st), 1952 (1st), 1953 (1st), 1954 (2nd), 1955 (2nd), 1959 (2nd), 1963 (2nd)
Roger Crozier	1	1965 (1st)
Chris Osgood	1	1996 (2nd)

DEFENSE

Player	No. Times Selected	Season and Team
Ebbie Goodfellow	3	1936 (2nd), 1937 (1st), 1940 (1st)
Jack Stewart	5	1943 (1st), 1946 (2nd), 1947 (2nd), 1948 (1st), 1949 (1st)
Flash Hollett	1	1945 (1st)
Bill Quackenbush	3	1947 (2nd), 1948 (1st), 1949 (1st)
Leo Reise	2	1950 (2nd), 1951 (2nd)
Bob Goldham	1	1955 (2nd)
Red Kelly	8	1950 (2nd), 1951 (1st), 1952 (1st), 1953 (1st), 1954 (1st), 1955 (1st), 1956 (2nd), 1957 (1st)
Marcel Pronovost	4	1958 (2nd), 1959 (2nd), 1960 (1st), 1961 (1st)
Bill Gadsby	1	1965 (2nd)
Carl Brewer	1	1970 (2nd)
Paul Coffey	1	1995 (1st)
Vladimir Konstantinov	1	1996 (2nd)
NICKLAS LIDSTROM	10	1998 (1st), 1999 (1st), 2000 (1st), 2001 (1st), 2002 (1st), 2003 (1st), 2006 (1st), 2007 (1st) 2008 (1st), 2009 (2nd)
Chris Chelios	1	2002 (1st)

LEFT WING

Player	No. Times Selected	Season and Team
Sid Abel	1	1942 (2nd)
Syd Howe	1	1945 (2nd)
Ted Lindsay	9	1948 (1st), 1949 (2nd), 1950 (1st), 1951 (1st), 1952 (1st), 1953 (1st), 1954 (1st), 1956 (1st), 1957 (1st)
Alex Delvecchio	1	1959 (2nd)
Frank Mahovlich	2	1969 (2nd), 1970 (2nd)
John Ogrodnick	1	1985 (1st)
Gerard Gallant	1	1989 (2nd)
Brendan Shanahan	2	2000 (1st), 2002 (2nd)
HENRIK ZETTERBERG	1	2008 (2nd)

CENTER

Player	No. Times Selected	Season and Team
Cooney Weiland	1	1935 (2nd)
Marty Barry	1	1937 (1st)
Sid Abel	3	1949 (1st), 1950 (1st), 1951 (2nd)
Alex Delvecchio	1	1953 (2nd)
Norm Ullman	2	1965 (1st), 1967 (2nd)
Sergei Fedorov	1	1994 (1st)
Steve Yzerman	1	2000 (1st)
PAVEL DATSYUK	2	2004 (2nd), 2009 (2nd)

RIGHT WING

Player	No. Times Selected	Season and Team
Larry Aurie	1	1937 (1st)
Gordie Howe	*21	1949 (2nd), 1950 (2nd), 1951 (1st), 1952 (1st), 1953 (1st), 1954 (1st), 1956 (2nd), 1957 (1st), 1958 (1st), 1959 (2nd), 1960 (1st), 1961 (2nd), 1962 (2nd), 1963 (1st), 1964 (2nd), 1965 (2nd), 1966 (1st), 1967 (2nd), 1968 (1st), 1969 (1st), 1970 (1st)
Mickey Redmond	2	1973 (1st), 1974 (2nd)

COACH

Coach	No. Times Selected	Season and Team
Jack Adams	3	1937 (1st), 1943 (1st), 1945 (2nd)
Bobby Kromm	1	Jack Adams Trophy 1978
Jacques Demers	2	Jack Adams Trophy 1987, 1988
Scotty Bowman	1	Jack Adams Trophy 1996
Dave Lewis	1	2004

*-NHL Record

ACTIVE PLAYERS IN BOLD CAPITALS

RED WINGS' NHL TROPHY WINNERS

ART ROSS TROPHY

(Leading Point-scorer)

Ted Lindsay	1949-50
Gordie Howe	1950-51
Gordie Howe	1951-52
Gordie Howe	1952-53
Gordie Howe	1953-54
Gordie Howe	1956-57
Gordie Howe	1962-63

HART TROPHY

(Most Valuable Player)

Ebbie Goodfellow	1939-40
Sid Abel	1948-49
Gordie Howe	1951-52
Gordie Howe	1952-53
Gordie Howe	1956-57
Gordie Howe	1957-58
Gordie Howe	1959-60
Gordie Howe	1962-63
Sergei Fedorov	1993-94

VEZINA TROPHY

(Best Goalie)

Norm Smith	1936-37
John Mowers	1942-43
Terry Sawchuk	1951-52
Terry Sawchuk	1952-53
Terry Sawchuk	1954-55

NORRIS TROPHY

(Best Defenseman)

Red Kelly	1953-54
Paul Coffey	1995
NICKLAS LIDSTROM	2000-01
NICKLAS LIDSTROM	2001-02
NICKLAS LIDSTROM	2002-03
NICKLAS LIDSTROM	2005-06
NICKLAS LIDSTROM	2006-07
NICKLAS LIDSTROM	2007-08

CALDER TROPHY

(Rookie of the Year)

Carl Voss	1932-33
Jim McFadden	1947-48
Terry Sawchuk	1950-51
Glenn Hall	1955-56
Roger Crozier	1964-65

FRANK J. SELKE TROPHY

(Best Defensive Forward)

Sergei Fedorov	1993-94
Sergei Fedorov	1995-96
Steve Yzerman	1999-2000
KRIS DRAPER	2003-04
PAVEL DATSYUK	2007-08
PAVEL DATSYUK	2008-09

WILLIAM M. JENNINGS TROPHY

(Goaltenders-on-Team-with-

Fewest-Regular-Season-Goals-Against)

Chris Osgood & Mike Vernon	95-96
CHRIS OSGOOD & Dominik Hasek	2007-08

LADY BYNG TROPHY

(Sportsmanship & Ability)

Marty Barry	1936-37
Bill Quackenbush	1948-49
Red Kelly	1950-51
Red Kelly	1952-53
Red Kelly	1953-54
Dutch Reibel	1955-56
Alex Delvecchio	1958-59

Alex Delvecchio	1965-66
Alex Delvecchio	1968-69
Marcel Dionne	1974-75
PAVEL DATSYUK	2005-06
PAVEL DATSYUK	2006-07
PAVEL DATSYUK	2007-08
PAVEL DATSYUK	2008-09

LESTER B. PEARSON AWARD

(Outstanding Performer Selected by Players' Assn.)

Steve Yzerman	1988-89
Sergei Fedorov	1993-94

PLUS-MINUS AWARD

(Plus-Minus Leader)

Paul Ysebaert	1991-92
Vladimir Konstantinov	1995-96
Chris Chelios	2001-02
PAVEL DATSYUK	2007-08

CONN SMYTHE TROPHY

(Playoff MVP)

Roger Crozier	1966
Mike Vernon	1997
Steve Yzerman	1998
NICKLAS LIDSTROM	2002
HENRIK ZETTERBERG	2008

JACK ADAMS AWARD

(Coach of the Year)

Bobby Kromm	1977-78
Jacques Demers	1986-87
Jacques Demers	1987-88
Scotty Bowman	1995-96

BILL MASTERTON TROPHY

(Perseverance, Sportsmanship and Dedication to Hockey)

Brad Park	1983-84
Steve Yzerman	2002-03

LESTER PATRICK TROPHY

(Outstanding Service to U.S. Hockey)

Jack Adams	1966
James Norris Sr.	1967
Gordie Howe	1967
Terry Sawchuk	1971
James D. Norris	1972
"Cooney" Weiland	1972
Alex Delvecchio	1974
Tommy Ivan	1975
Bruce A. Norris	1976
Murray Armstrong	1977
John Bucyk	1977
John Ziegler Jr.	1984
Keith Allen	1988
Bud Poile	1989
Mike Ilitch	1991
Al Arbour	1992
Max McNab	1998
Scotty Bowman	2001
Reed Larson	2006
Red Berenson	2006
Steve Yzerman	2006
Marcel Dionne	2006
Ted Lindsay	2008

KING CLANCY AWARD

(Leadership Qualities, Noteworthy Humanitarian Contribution)

Brendan Shanahan	2002-03
------------------	---------

ACTIVE PLAYER/OWNER IN BOLD CAPITALS

RED WINGS IN HOCKEY HALL OF FAME

Sid Abel 1969	Brian Kilrea 2003
Jack Adams 1959	Igor Larionov 2008
Al Arbour 1996	Herbie Lewis 1989
Marty Barry 1965	Ted Lindsay 1966
Andy Bathgate 1978	Harry Lumley 1980
Leo Boivin 1986	Budd Lynch 1985
Scotty Bowman 1991	Frank Mahovlich 1981
John Bucyk 1981	Bruce Martyn 1991
Paul Coffey, 2004	Larry Murphy, 2004
Charlie Conacher 1961	Reg Noble 1962
Roy Conacher 1998	Bruce A. Norris 1969
Alex Connell 1958	James Norris 1958
Alex Delvecchio 1977	James D. Norris 1962
Marcel Dionne 1992	Brad Park 1988
Bernie Federko 2002	Bud Poile 1990
Viacheslav Fetisov 2001	Marcel Pronovost 1978
Frank Foyston 1958	Bill Quackenbush 1976
Frank Frederickson 1958	Luc Robitaille 2009
Bill Gadsby 1970	Borje Salming 1996
Ed Giacomin 1987	Terry Sawchuk 1971
Ebbie Goodfellow 1963	Earl Seibert 1964
Glenn Hall 1975	Darryl Sittler 1989
Doug Harvey 1973	Jack Stewart 1964
George Hay 1958	Cecil "Tiny" Thompson 1959
Hap Holmes 1972	Norm Ullman 1982
Gordie Howe 1972	Carl Voss 1974
Syd Howe 1965	Jack Walker 1960
Brett Hull 2009	Harry Watson 1994
Michael Ilitch 2003	Cooney Weiland 1971
Tommy Ivan 1974	Steve Yzerman 2009
Duke Keats 1958	John A. Ziegler Jr. 1987
Red Kelly 1969	

MEMBERS OF RED WINGS HALL OF FAME

Sid Abel 1944	Carl Liscombe 1964
Jack Adams 1945	Carl Mattson 1978
Larry Aurie 1944	Bucko McDonald 1961
Marty Barry 1944	John Mowers 1946
Mud Bruneteau 1944	Reg Noble 1944
Joe Carveth 1978	Bruce A. Norris 1968
Carson Cooper 1949	James Norris 1959
Alex Delvecchio 1978	James D. Norris 1968
Bill Gadsby 1978	Jimmy Orlando 1962
Ebbie Goodfellow 1944	Marcel Pronovost 1978
Don Grosso 1947	Bill Quackenbush 1961
George Hay 1944	Marguerite Norris 1977
Gordie Howe 1985	Terry Sawchuk 1971
Syd Howe 1944	Jimmy Skinner 1977
Tommy Ivan 1977	Norm Smith 1963
Red Kelly 1978	Jack Stewart 1944
Herb Lewis 1944	Frank "Honey" Walker 1954
Ted Lindsay 1962	Doug Young 1951

RED WINGS' BIGGEST VICTORIES

(Scoring 10 Goals or More)

SEASON	DATE	OPPONENT	SCORE
1930-31	Dec. 25	Toronto	10-1
1934-35	Dec. 13	at St. Louis	11-2
1941-42	Jan. 4	Montreal	10-0
1942-43	Nov. 5	NY Rangers	12-5
1943-44	Jan. 23	NY Rangers	15-0
1943-44	Feb. 3	NY Rangers	12-2
1943-44	Mar. 16	Boston	10-9
1944-45	Nov. 2	NY Rangers	10-3
1944-45	Dec. 27	NY Rangers	11-3
1944-45	Mar. 4	Boston	10-4
1946-47	Mar. 16	at Chicago	10-6
1948-49	Dec. 29	Boston	10-2
1950-51	Feb. 7	Chicago	11-3
1952-53	Nov. 22	Chicago	10-1
1952-53	Dec. 11	at Boston	10-1
1952-53	Mar. 2	Boston	10-2
1964-65	Mar. 18	Boston	10-3
1965-66	Dec. 2	Boston	10-2
1973-74	Oct. 21	California	11-2
1977-78	Nov. 16	St. Louis	10-1
1981-82	Oct. 29	Calgary	12-4
1981-82	Nov. 5	Los Angeles	10-2
1984-85	Feb. 27	Vancouver	11-5
1987-88	Nov. 25	Winnipeg	10-8
1987-88	Dec. 4	Chicago	12-0
1991-92	Nov. 7	St. Louis	10-3
1991-92	Feb. 15	San Jose	11-1
1992-93	Nov. 23	Tampa Bay	10-5
1992-93	Nov. 25	St. Louis	11-6
1993-94	Nov. 27	Dallas	10-4
1993-94	Jan. 6	at San Jose	10-3
1995-96	Dec. 2	at Montreal	11-1

RED WINGS' BIGGEST DEFEATS

(Allowing 10 Goals or More)

SEASON	DATE	OPPONENT	SCORE
1939-40	Feb. 13	at Boston	10-3
1941-42	Jan. 25	at NY Rangers	11-2
1945-46	Mar. 17	Toronto	11-7
1958-59	Mar. 7	at Montreal	10-2
1964-65	Dec. 5	at Toronto	10-2
1966-67	Apr. 1	at NY Rangers	10-5
1970-71	Jan. 2	at Toronto	13-0
1970-71	Mar. 16	Boston	11-4
1973-74	Feb. 2	at Philadelphia	12-2
1974-75	Oct. 23	at Atlanta	10-1
1979-80	Mar. 27	at Buffalo	10-1
1980-81	Jan. 15	at Calgary	10-0
1980-81	Jan. 20	at Los Angeles	11-4
1984-85	Dec. 1	at St. Louis	10-5
1985-86	Oct. 17	at Minnesota	10-1
1985-86	Nov. 30	at Montreal	10-1
1985-86	Dec. 11	Minnesota	10-2
1985-86	Dec. 23	at NY Rangers	10-2
1987-88	Feb. 23	Philadelphia	11-6
1988-89	Jan. 20	at Pittsburgh	10-5
1989-90	Oct. 5	at Calgary	10-7
1992-93	Feb. 24	at Buffalo	10-7
1993-94	Oct. 9	at Los Angeles	10-3

RED WINGS' ALL-TIME SHOOTOUT RESULTS

DATE	OPPONENT	RESULT	Deciding Goal	DET Goalie	Opp Goalie
12/20/05	Columbus	W, 2-1	J. Williams	C. Osgood	P. Leclaire
1/28/06	at Dallas	L, 3-2	M. Modano	M. Legace	M. Turco
3/18/06	at Edmonton	W, 2-0	J. Williams	M. Legace	D. Roloson
3/21/06	Nashville	L, 4-3	M. Erat	M. Legace	T. Vokoun
3/25/06	Columbus	L, 1-0	J. Balastik	C. Osgood	P. Leclaire
4/3/06	at Calgary	W, 2-1	P. Datsyuk	C. Osgood	M. Kiprusoff
4/7/06	Columbus	W, 1-0	T. Holmstrom	M. Legace	M. Denis
10/13/06	Buffalo	L, 1-2	A. Kotalik	D. Hasek	R. Miller
11/18/06	at Edmonton	L, 2-3	R. Torres	J. MacDonald	D. Roloson
11/24/06	St. Louis	L, 0-2	M. Rucinsky	D. Hasek	M. Legace
1/9/07	at Colorado	W, 2-1	H. Zetterberg	D. Hasek	P. Budaj
2/23/07	Edmonton	L, 0-1	R. Smyth	D. Hasek	D. Roloson
3/6/07	Nashville	W, 2-1	J. Franzen	C. Osgood	T. Vokoun
3/22/07	Columbus	L, 2-3	S. Fedorov	C. Osgood	F. Norrena
3/24/07	St. Louis	L, 0-1	D. Weight	D. Hasek	J. Bacashihua
3/30/07	Dallas	L, 0-1	S. Zubov	D. Hasek	M. Smith
10/30/07	Anaheim	W, 3-2	J. Hudler	D. Hasek	I. Bryzgalov
10/6/07	Chicago	L, 3-4	P. Kane	D. Hasek	N. Khabibulin
11/7/07	Nashville	W, 3-2	P. Datsyuk	C. Osgood	C. Mason
11/18/07	Columbus	W, 5-4	J. Franzen	C. Osgood	P. Leclaire
11/24/07	Columbus	L, 2-3	R. Nash	C. Osgood	P. Leclaire
12/13/07	Edmonton	L, 3-4	A. Hemsky	D. Hasek	D. Roloson
12/17/07	Washington	W, 4-3	H. Zetterberg	D. Hasek	O. Kolzig
1/10/08	Minnesota	L, 5-6	M. Gaborik	C. Osgood	J. Harding
1/17/08	Vancouver	W, 3-2	H. Zetterberg	D. Hasek	R. Luongo
2/26/08	Edmonton	L, 3-4	R. Nilsson	C. Osgood	M. Garon
10/25/08	at Chicago	W, 6-5	M. Hossa	T. Conklin	N. Khabibulin
10/27/08	at LA	W, 4-3	P. Datsyuk	C. Osgood	J. LaBarbera
12/6/08	Chicago	W, 5-4	P. Datsyuk	T. Conklin	C. Huet
12/13/08	at Phoenix	W, 5-4	J. Hudler	C. Osgood	I. Bryzgalov
12/27/08	at Colorado	L, 3-4	W. Wolski	T. Conklin	P. Budaj
1/3/09	at Minnesota	W, 3-2	P. Datsyuk	C. Osgood	J. Harding
2/2/09	at St. Louis	W, 4-3	M. Hossa	C. Osgood	C. Mason
2/15/09	Colorado	L, 5-6	J. Leopold	C. Osgood	A. Raycroft
3/12/09	Calgary	L, 5-6	O. Jokinen	T. Conklin	M. Kiprusoff
4/9/09	Nashville	L, 3-4	J. Arnott	C. Osgood	P. Rinne

Overall Record: 17-19

PENALTY SHOTS INVOLVING RED WINGS

(Rule Instituted in 1934-35) (Good Unless NG)

DATE	PLAYER	TEAM	GOALIE	TEAM
Nov. 15, 1934	Ebbie Goodfellow-NG	at DETROIT	Percy Jackson	NY Rangers
Nov. 22, 1934	Bill Cook-NG	at NY Rangers	Norm Smith	DETROIT
Nov. 22, 1934	Ebbie Goodfellow-NG	DETROIT	Andy Aitkenhead	at NY Rangers
Nov. 24, 1934	Bill Thomas-NG	at Toronto	Norm Smith	DETROIT
Dec. 13, 1934	Ebbie Goodfellow	DETROIT	Bill Beveridge	at St. Louis
Dec. 20, 1934	Ebbie Goodfellow-NG	at DETROIT	Alex Connell	Mon. Maroons
Feb. 10, 1935	Ebbie Goodfellow-NG	at DETROIT	Alex Connell	Mon. Maroons
Feb. 17, 1935	Ebbie Goodfellow-NG	at DETROIT	Dave Kerr	NY Rangers
Feb. 21, 1935	Earl Robinson-NG	Mon. Maroons	John Roach	at DETROIT
Mar. 3, 1935	Charlie McVeigh-NG	NY Americans	Norm Smith	at DETROIT
Mar. 9, 1935	Armand Mondou-NG	at Mon. Canadiens	Norm Smith	DETROIT
Nov. 14, 1935	Art Coulter-NG	NY Rangers	Norm Smith	at DETROIT
Nov. 24, 1935	Ebbie Goodfellow-NG	at DETROIT	George Hainsworth	Toronto
Dec. 19, 1935	Dave Schriner-NG	at NY Americans	Norm Smith	DETROIT
Dec. 29, 1935	Ebbie Goodfellow-NG	at DETROIT	Cecil Thompson	Boston
Jan. 1, 1936	Paul Thompson	at Chicago	Norm Smith	DETROIT
Nov. 22, 1936	King Clancy-NG	Toronto	Norm Smith	at DETROIT
Dec. 3, 1936	Neil Colville-NG	NY Rangers	Norm Smith	at DETROIT
Dec. 25, 1936	John Sorrell-NG	at DETROIT	Mike Karakas	Chicago
Dec. 31, 1936	Mud Bruneteau-NG	at DETROIT	Roy Worters	NY Americans
Jan. 7, 1937	Hap Emms-NG	at NY Americans	Norm Smith	DETROIT
Feb. 7, 1937	John Sorrell	at DETROIT	Cecil Thompson	Boston
Mar. 4, 1937*	John Sorrell-NG	at DETROIT	Dave Kerr	NY Rangers
Mar. 4, 1937*	Alex Shibicky-NG	NY Rangers	Norm Smith	at DETROIT
Dec. 25, 1937	George Parsons-NG	at Toronto	Norm Smith	DETROIT
Nov. 6, 1938	Charlie Conacher-NG	at DETROIT	Frank Brimsek	Boston
Nov. 24, 1938	Mud Bruneteau-NG	at DETROIT	Mike Karakas	Chicago
Jan. 22, 1939	Woody Dumart	Boston	Cecil Thompson	at DETROIT
Jan. 28, 1939	Nick Metz-NG	at Toronto	Cecil Thompson	DETROIT
Dec. 17, 1939	Ebbie Goodfellow-NG	at DETROIT	Dave Kerr	NY Rangers
Feb. 13, 1940	Ebbie Goodfellow	DETROIT	Frank Brimsek	at Boston
Feb. 29, 1940	Syd Howe-NG	DETROIT	Turk Broda	at Toronto
Mar. 3, 1940	Mud Bruneteau	at DETROIT	Frank Brimsek	Boston
Nov. 19, 1940	Roy Conacher-NG	at Boston	John Mowers	DETROIT
Dec. 5, 1940	Earl Siebert-NG	at Chicago	John Mowers	DETROIT
Dec. 17, 1940	Archie Wilder-NG	DETROIT	Earl Robertson	at NY Americans
Jan. 24, 1941	Charlie Conacher	NY Americans	John Mowers	at DETROIT
Dec. 4, 1941	Don Grosso-NG	at DETROIT	Charlie Rayner	NY Americans
Dec. 25, 1941	Jack Stewart-NG	at DETROIT	Charlie Rayner	NY Americans
Jan. 3, 1942	Sid Abel-NG	DETROIT	Paul Bibeault	at Mon. Canadiens
Feb. 22, 1942	Eddie Bush-NG	at DETROIT	Turk Broda	Toronto
Feb. 25, 1942	Sid Abel	DETROIT	Jim Henry	at NY Rangers
Mar. 24, 1942*	Charlie Sands-NG	at Mon. Canadiens	John Mowers	DETROIT
Nov. 21, 1943	Syd Howe	at DETROIT	Hec Highton	Chicago
Jan. 18, 1945	Fred Thurier	NY Rangers	Harry Lumley	at DETROIT
Jan. 21, 1945	Ray Getliffe	Mon. Canadiens	Harry Lumley	at DETROIT
Nov. 25, 1945	Alex Shibicky	NY Rangers	Harry Lumley	at DETROIT

DATE	PLAYER	TEAM	GOALIE	TEAM
Jan. 12, 1946	Carl Liscombe-NG	DETROIT	Frank McCool	at Toronto
Mar. 9, 1947	Pat Lundy-NG	DETROIT	Frank Brimsek	at Boston
Nov. 19, 1947	Buddy O'Connor-NG	NY Rangers	Harry Lumley	at DETROIT
Mar. 5, 1953	Gordie Howe	at DETROIT	Gump Worsley	NY Rangers
Dec. 31, 1961	Gordie Howe	at DETROIT	John Bower	Toronto
Jan. 31, 1962	Bruce MacGregor-NG	DETROIT	Glenn Hall	at Chicago
Feb. 4, 1962	Alex Delvecchio-NG	DETROIT	Bruce Gamble	at Boston
Mar. 14, 1962	Andy Bathgate	NY Rangers	Hank Bassen	at DETROIT
Nov. 20, 1963	Doug Barkley	DETROIT	Glenn Hall	at Chicago
Nov. 27, 1963	Rod Gilbert	at NY Rangers	Terry Sawchuk	DETROIT
Dec. 8, 1963	Claude LaForge	at DETROIT	Don Simmons	Toronto
Jan. 5, 1967	Norm Ullman	at DETROIT	Glenn Hall	Chicago
Feb. 8, 1967	Pete Stelmowski-NG	at Toronto	Roger Crozier	DETROIT
Jan. 28, 1968	Wayne Connelly-NG	at Minnesota	Roger Crozier	DETROIT
Mar. 9, 1968	Mike Walton	at Toronto	Roger Crozier	DETROIT
Oct. 28, 1968	Claude Provost-NG	Montreal	Roger Crozier	at DETROIT
Dec. 6, 1969	Andre Boudrias-NG	at St. Louis	Roger Crozier	DETROIT
Jan. 14, 1971	Jean Pronovost	Pittsburgh	Roy Edwards	at DETROIT
Feb. 29, 1972	Guy Charron-NG	at DETROIT	Ed Dyck	Vancouver
Jan. 10, 1973	Ron Schock-NG	at Pittsburgh	Roy Edwards	DETROIT
Jan. 28, 1973	Jacques Lemaire-NG	at Montreal	Denis DeJordy	DETROIT
Mar. 7, 1974	Bill Clement	at Philadelphia	Jim Rutherford	DETROIT
Jan. 23, 1975	Pierre Jarry-NG	DETROIT	Roger Crozier	at Buffalo
Feb. 1, 1975	Lorne Henning	NY Islanders	Jim Rutherford	at DETROIT
Dec. 4, 1976	Dennis Polonich-NG	DETROIT	Rogation Vachon	at Los Angeles
Dec. 12, 1976	Bill Lochead-NG	DETROIT	Gilles Gilbert	at Boston
Jan. 6, 1977	Dean Talafous-NG	Minnesota	Ed Giacomin	at DETROIT
Mar. 12, 1977	Lanny McDonald-NG	Toronto	Jim Rutherford	at DETROIT
Nov. 5, 1977	Reed Larson-NG	at DETROIT	Gilles Meloche	Cleveland
Mar. 5, 1978	Andre St. Laurent-NG	at DETROIT	Gary Smith	Minnesota
Nov. 22, 1978	Dale McCourt-NG	DETROIT	Mario Lessard	at Los Angeles
Jan. 30, 1980	Mike Foligno	DETROIT	Paul Harrison	at Toronto
Mar. 26, 1980	Mike Foligno-NG	at DETROIT	Ron Low	Edmonton
Mar. 14, 1981	Bernie Federko	at St. Louis	Larry Lozinski	DETROIT
Feb. 11, 1982	Thomas Gradin	at DETROIT	Gilles Gilbert	Vancouver
Feb. 11, 1982	Ivan Hlinka	at DETROIT	Gilles Gilbert	Vancouver
Dec. 8, 1982	Clark Gillies-NG	NY Islanders	Corrado Miclaef	at DETROIT
Dec. 10, 1983	Alain Lemieux	at St. Louis	Greg Stefan	DETROIT
Jan. 9, 1984	Ron Duguay-NG	at DETROIT	Grant Fuhr	Edmonton
Jan. 14, 1984	Brent Peterson	Buffalo-NG	Greg Stefan	at DETROIT
Feb. 1, 1984	Bob Crawford	Hartford	Ken Holland	at DETROIT
Feb. 7, 1985	Dwight Foster	at DETROIT	Rick Wamsley	St. Louis
Oct. 8, 1985	Bo Berglund	Minnesota	Corrado Micalef	at DETROIT
Oct. 16, 1985	Gerard Gallant	at DETROIT	Brian Hayward	Winnipeg
Dec. 15, 1985	Denis Savard	at Chicago	Greg Stefan	DETROIT
Feb. 16, 1986	Pierre LaRouche-NG	at NY Rangers	Corrado Micalef	DETROIT
Feb. 16, 1986	Mike Ridley-NG	at NY Rangers	Corrado Micalef	DETROIT
Feb. 17, 1987	Petr Klima-NG	DETROIT	John Vanbiesbrouck	at NY Rangers
Mar. 5, 1987	Bob Probert	at DETROIT	Kari Takko	Minnesota
Mar. 25, 1987	Mel Bridgman	at DETROIT	Roland Melanson	Los Angeles
Nov. 22, 1987	Steve Yzerman-NG	at DETROIT	Doug Kerns	Boston
Feb. 3, 1988	Denis Savard-NG	at Chicago	Glen Hanlon	DETROIT
Apr. 9, 1988*	Petr Klima	DETROIT	Allan Bester	at Toronto

DATE	PLAYER	TEAM	GOALIE	TEAM
Oct. 28, 1988	Miroslav Frycer-NG	at DETROIT	Don Beaupre	Minnesota
Feb. 13, 1989	Steve Yzerman	at DETROIT	Bob Essensa	Winnipeg
Feb. 19, 1989	Mike Foligno-NG	at Buffalo	Glen Hanlon	DETROIT
Mar. 20, 1989	Petr Klima-NG	at DETROIT	Jon Casey	Minnesota
Nov. 3, 1989	Jimmy Carson-NG	at DETROIT	Mike Liut	Hartford
Feb. 19, 1990	Russ Courtnall	Montreal	Tim Cheveldae	at DETROIT
Nov. 23, 1990	Rich Sutter-NG	St. Louis	Tim Cheveldae	at DETROIT
Nov. 29, 1990	Joe Kocur	DETROIT	Jacques Cloutier	at Chicago
Jan. 9, 1991	Ken Linseman-NG	Edmonton	Tim Cheveldae	at DETROIT
Jan. 25, 1991	Brent Fedyk-NG	at DETROIT	Vince Riendeau	St. Louis
Oct. 30, 1991	Kevin Miller	at DETROIT	Patrick Roy	Montreal
Nov. 2, 1991	Wes Walz-NG	at Boston	Tim Cheveldae	DETROIT
Jan. 3, 1992	Steve Yzerman	at DETROIT	Grant Fuhr	Toronto
Jan. 29, 1992	Steve Yzerman	at DETROIT	Daren Puppa	Buffalo
Nov. 27, 1992	Paul Ysebaert	at DETROIT	Rob Stauber	Los Angeles
Mar. 18, 1993	Steve Yzerman-NG	at DETROIT	Darcy Wakaluk	Minnesota
Dec. 27, 1993	Sergei Fedorov	DETROIT	Andy Moog	at Dallas
Mar. 4, 1994	Peter Zezel-NG	Toronto	Chris Osgood	at DETROIT
Mar. 22, 1994	Mark Howe-NG	at DETROIT	Ed Belfour	Chicago
Feb. 12, 1995	Sergei Fedorov-NG	at DETROIT	Kelly Hrudey	Los Angeles
Mar. 22, 1995	Bob Errey-NG	at DETROIT	Nikolai Khabibulin	Winnipeg
Apr. 1, 1995	Dave Gagner-NG	at Dallas	Chris Osgood	DETROIT
Nov. 2, 1995	Steve Yzerman-NG	DETROIT	Blaine Lacher	at Boston
Nov. 22, 1995	Igor Larionov	DETROIT	Arturs Irbe	at San Jose
Nov. 18, 1996	Mike Hudson-NG	at Phoenix	Chris Osgood	DETROIT
Nov. 5, 1997	Brendan Shanahan-NG	DETROIT	Trevor Kidd	at Carolina
Dec. 1, 1997	Alexander Mogilny	at Vancouver	Chris Osgood	DETROIT
Oct. 29, 1998	Geoff Courtnall	at St. Louis	Chris Osgood	DETROIT
Feb. 26, 1999	Pavel Bure	Florida	Chris Osgood	at DETROIT
Dec. 28, 1999	Miroslav Satan-NG	at Buffalo	Ken Wregget	DETROIT
Mar. 18, 2000	Chris Drury	at Colorado	Ken Wregget	DETROIT
Feb. 18, 2001	Joe Nieuwendyk	at Dallas	Chris Osgood	DETROIT
Feb. 26, 2002	Dan Boyle-NG	at Tampa Bay	Dominik Hasek	DETROIT
Apr. 21, 2002*	Todd Bertuzzi	at Vancouver	Dominik Hasek	DETROIT
Dec. 6, 2002	Mathieu Dandenault-NG	at Dallas	Marty Turco	DETROIT
Jan. 19, 2003	Tomas Holmstrom-NG	DETROIT	Dan Cloutier	Vancouver
Nov. 1, 2003	Brendan Shanahan - NG	DETROIT	Tommy Salo	at Edmonton
Nov. 15, 2003	Pavel Datsyuk - NG	DETROIT	Dwayne Roloson	at Minnesota
Dec. 13, 2003	Brett Hull - NG	DETROIT	Olaf Kolzig	at Washington
Apr. 7, 2004	*Steve Sullivan - NG	Nashville	Manny Legace	at DETROIT
Nov. 1, 2005	Robert Lang - NG	Detroit	Nikolai Khabibulin	Chicago
Nov. 28, 2005	Joseph Corvo	at Los Angeles	Jimmy Howard	DETROIT
Dec. 1, 2005	Shean Donovan	Calgary	Jimmy Howard	at DETROIT
Feb. 28, 2006	Nils Ekman - NG	at San Jose	Manny Legace	DETROIT
Mar. 4, 2006	Nicklas Lidstrom - NG	DETROIT	Philippe Sauve	at Phoenix
Mar. 7, 2006	Mark Mowers - NG	DETROIT	Curtis Joseph	Phoenix
Mar. 21, 2006	Scott Hartnell	Nashville	Manny Legace	at DETROIT
Mar. 4, 2007	Tomas Holmstrom - NG	DETROIT	Peter Budaj	Colorado
Apr. 21, 2007*	Dan Cleary	DETROIT	Mikikka Kiprusoff	Calgary
Dec. 10, 2007	Valtteri Filppula	DETROIT	Dan Ellis	at Nashville
Dec. 15, 2007	Valtteri Filppula	at DETROIT	Tomas Vokoun	Florida
Dec. 15, 2007	Pavel Datsyuk - NG	at DETROIT	Tomas Vokoun	Florida
Dec. 29, 2007	Radim Vrbata	at Phoenix	Chris Osgood	DETROIT
Mar. 11, 2008	Robert Lang - NG	Chicago	Chris Osgood	at DETROIT
Dec. 15, 2008	Jordan Leopold	Colorado	Chris Osgood	at DETROIT
Apr. 11, 2009	Dustin Byfuglien	Chicago	Ty Conklin	at DETROIT

*-Playoffs

DETROIT RED WINGS

ALL-TIME DETROIT HAT TRICKS

(Regular Season and Playoffs)

1926-27	—	Duke Keats vs. Pittsburgh, March 10, 1927.
1927-28	—	Larry Aurie vs. N.Y. Rangers, Jan. 3, 1928 George Hay vs. Chicago, March 6, 1928
1928-29	—	NONE
1929-30	—	Carson Cooper vs. Montreal Maroons, Nov. 28, 1929 Herbie Lewis (4) vs. Pittsburgh, Feb. 9, 1930
1930-31	—	Larry Aurie vs. N.Y. Americans, Dec. 21, 1930 Ebbie Goodfellow (4) vs. Toronto, Dec. 25, 1930
1931-32	—	NONE
1932-33	—	Johnny Sorrell vs. N.Y. Americans, Nov. 15, 1932
1933-34	—	Johnny Sorrell (4) vs. N.Y. Americans, Nov. 12, 1933
1934-35	—	Cooney Weiland vs. St. Louis, Dec. 13, 1934
1935-36	—	Marty Barry vs. Canadiens, Jan. 5, 1936 Syd Howe vs. N.Y. Americans, March 22, 1936
1936-37	—	Larry Aurie vs. N.Y. Rangers, Feb. 2, 1937 Johnny Sorrell vs. Boston, Feb. 7, 1937 Syd Howe vs. Chicago, Feb. 21, 1937 Marty Barry vs. Montreal Maroons, March 2, 1937
1937-38	—	Herbie Lewis vs. Boston, March 6, 1938 Carl Liscombe vs. Chicago, March 13, 1938
1938-39	—	Gus Geisberecht vs. N.Y. Americans, Feb. 5, 1939 Syd Howe vs. N.Y. Americans, March 2, 1939 *Syd Howe vs. Canadiens, March 23, 1939
1939-40	—	Syd Howe vs. Canadiens, Dec. 25, 1939
1940-41	—	Mud Bruneteau (4) vs. N.Y. Americans, March 6, 1941
1941-42	—	NONE
1942-43	—	Carl Liscombe vs. N.Y. Rangers, Nov. 5, 1942 Syd Howe vs. Toronto, Dec. 12, 1942 Carl Liscombe vs. N.Y. Rangers, Jan. 24, 1943 *Mud Bruneteau vs. Boston, April 1, 1943 *Don Grosso vs. Boston, April 7, 1943
1943-44	—	Mud Bruneteau (4) vs. Boston, Nov. 7, 1943 Mud Bruneteau vs. Chicago, Nov. 21, 1943 Syd Howe vs. N.Y. Rangers, Jan. 23, 1944 Syd Howe (6) vs. N.Y. Rangers, Feb. 3, 1944 Joe Carveth vs. N.Y. Rangers, Feb. 10, 1944 Adam Brown vs. N.Y. Rangers, March 2, 1944 Mud Bruneteau vs. Toronto, March 12, 1944 Carl Liscombe vs. Boston, March 16, 1944
1944-45	—	Jud McAtee vs. N.Y. Rangers, Nov. 2, 1944 Flash Hollett vs. N.Y. Rangers, Dec. 21, 1944 Joe Carveth vs. Boston, March 4, 1945 *Carl Liscombe (4) vs. Boston, April 3, 1945
1945-46	—	Adam Brown vs. Boston, Oct. 28, 1945
1946-47	—	Pete Horeck (4) vs. Chicago, Jan. 23, 1947 Roy Conacher vs. Canadiens, Feb. 22, 1947 Roy Conacher (4) vs. Chicago, March 16, 1947 Ted Lindsay vs. Chicago, March 16, 1947
1947-48	—	Jim McFadden vs. Chicago, Nov. 22, 1947
1948-49	—	Gerry Couture vs. Chicago, Nov. 28, 1948 Ted Lindsay vs. Chicago, Feb. 2, 1949
1949-50	—	Sid Abel vs. Boston, Nov. 2, 1949 Gerry Couture (4) vs. Boston, Feb. 11, 1950

- Gordie Howe vs. Boston, Feb. 11, 1950
 Gordie Howe vs. Toronto, March 19, 1950
 1950-51 — Gordie Howe vs. Chicago, Jan. 17, 1951
 Gordie Howe vs. Chicago, Jan. 23, 1951
 George Gee vs. Chicago, March 11, 1951
 Gordie Howe vs. Chicago, March 17, 1951
 1951-52 — Gordie Howe vs. Canadiens, Dec. 31, 1951
 Gordie Howe vs. Canadiens, March 23, 1952
 1952-53 — Gordie Howe vs. Toronto, Jan. 11, 1953
 Gordie Howe vs. Toronto, Jan. 29, 1953
 Ted Lindsay (4) vs. Boston, March 2, 1953
 1953-54 — NONE
 1954-55 — Red Kelly vs. Boston, Oct. 21, 1954
 Dutch Reibel vs. Chicago, Jan. 9, 1955
 Dutch Reibel vs. Toronto, March 13, 1955
 Ted Lindsay vs. Montreal, March 20, 1955
 *Ted Lindsay (4) vs. Montreal, April 5, 1955
 *Gordie Howe vs. Montreal, April 10, 1955
 Gordie Howe vs. Chicago, March 3, 1955
 1955-56 — Gordie Howe vs. Boston, Jan. 19, 1956
 1956-57 — Ted Lindsay vs. Montreal, Nov. 18, 1956
 Gordie Howe vs. N.Y. Rangers, Dec. 25, 1956
 Lorne Ferguson vs. N.Y. Rangers, Feb. 2, 1957
 1957-58 — Jack McIntyre vs. Boston, Feb. 22, 1958
 1958-59 — Alex Delvecchio vs. Chicago, Oct. 18, 1958
 Johnny Wilson vs. Boston, Nov. 18, 1958
 1959-60 — Norm Ullman vs. Boston, Jan. 21, 1960
 1960-61 — Howie Glover vs. Toronto, Jan. 4, 1961
 Norm Ullman (4) vs. N.Y. Rangers, March 14, 1961
 1961-62 — Vic Stasiuk vs. Boston, Oct. 19, 1961
 Norm Ullman vs. Toronto, Dec. 3, 1961
 Gordie Howe vs. Toronto, Dec. 31, 1961
 1962-63 — Norm Ullman vs. N.Y. Rangers, March 14, 1963
 1963-64 — Norm Ullman vs. Boston, March 8, 1964
 Floyd Smith vs. Chicago, March 15, 1964
 *Norm Ullman vs. Chicago, March 29, 1964
 *Norm Ullman vs. Chicago, April 7, 1964
 1964-65 — Norm Ullman vs. Montreal, Feb. 28, 1965
 Norm Ullman vs. N.Y. Rangers, March 19, 1965
 Gordie Howe vs. Chicago, March 21, 1965
 Alex Delvecchio vs. N.Y. Rangers, March 25, 1965
 *Norm Ullman vs. Chicago, April 11, 1965
 1965-66 — Norm Ullman vs. Boston, Dec. 2, 1965
 Gordie Howe vs. Boston, Dec. 12, 1965
 Bruce MacGregor vs. Chicago, Dec. 19, 1965
 Norm Ullman vs. Toronto, Jan. 16, 1966
 1966-67 — Paul Henderson (4) vs. N.Y. Rangers, Oct. 27, 1966
 Dean Prentice vs. N.Y. Rangers, Jan. 22, 1967
 Norm Ullman vs. Toronto, Feb. 8, 1967
 1967-68 — Norm Ullman vs. Montreal, Dec. 17, 1967
 Floyd Smith vs. Los Angeles, Feb. 1, 1968
 Gordie Howe vs. St. Louis, March 16, 1968
 1968-69 — Frank Mahovlich vs. Boston, Oct. 31, 1968
 Garry Unger vs. Minnesota, Dec. 15, 1968
 Frank Mahovlich vs. Minnesota, Dec. 31, 1968
 Pete Stemkowski vs. Los Angeles, Jan. 9, 1969
 Frank Mahovlich (4) vs. Oakland, Jan. 12, 1969

- Gordie Howe vs. Chicago, Feb. 6, 1969
 Frank Mahovlich vs. Los Angeles, Feb. 9, 1969
 Gordie Howe vs. Los Angeles, Feb. 16, 1969
- 1969-70 — Gordie Howe vs. Pittsburgh, Nov. 2, 1969
 Frank Mahovlich vs. Montreal, Nov. 19, 1969
 Garry Unger vs. Oakland, Dec. 28, 1969
 Alex Delvecchio vs. Philadelphia, Jan. 3, 1970
- 1970-71 — NONE
- 1971-72 — Nick Libett vs. Buffalo, Jan. 27, 1972
 Mickey Redmond vs. California, Feb. 6, 1972
 Marcel Dionne vs. Montreal, March 19, 1972
- 1972-73 — Mickey Redmond vs. Vancouver, Jan. 12, 1973
 Marcel Dionne vs. Montreal, Feb. 22, 1973
- 1973-74 — Guy Charron vs. California, Oct. 21, 1973
 Guy Charron vs. Toronto, Nov. 11, 1973
 Red Berenson vs. Los Angeles, Jan. 12, 1974
 Mickey Redmond vs. N.Y. Islanders, Feb. 24, 1974
- 1974-75 — Mickey Redmond vs. Washington, Oct. 19, 1974
 Marcel Dionne vs. N.Y. Rangers, Nov. 20, 1974
 Marcel Dionne vs. Boston, Dec. 5, 1974
 Phil Roberto vs. Toronto, Feb. 9, 1975
 Danny Grant vs. Vancouver, Feb. 14, 1975
 Mickey Redmond vs. N.Y. Rangers, March 22, 1975
- 1975-76 — Michel Bergeron vs. Washington, Dec. 12, 1975
 Michel Bergeron (4) vs. St. Louis, March 18, 1976
- 1976-77 — Dan Maloney vs. Cleveland, Nov. 19, 1976
 Dennis Hextall vs. Atlanta, Dec. 18, 1976
- 1977-78 — Dale McCourt vs. Washington, Jan. 22, 1978
 Paul Woods vs. Vancouver, Feb. 12, 1978
 Dale McCourt vs. Atlanta, Feb. 16, 1978
 Dale McCourt vs. Atlanta, March 22, 1978
- 1978-79 — Vaclav Nedomansky vs. Chicago, Oct. 28, 1978
 Errol Thompson vs. Boston, Dec. 7, 1978
 Dale McCourt vs. Vancouver, Dec. 20, 1978
 Dale McCourt vs. Pittsburgh, Feb. 18, 1979
 Vaclav Nedomansky vs. Colorado, Feb. 25, 1979
 Andre St. Laurent vs. Colorado, Feb. 25, 1979
 Vaclav Nedomansky vs. St. Louis, Feb. 28, 1979
- 1979-80 — Vaclav Nedomansky vs. Winnipeg, Oct. 17, 1979
 Errol Thompson vs. Chicago, Dec. 16, 1979
 Mike Foligno vs. Québec, Jan. 27, 1980
 Mike Foligno vs. Pittsburgh, Jan. 31, 1980
- 1980-81 — Dale McCourt vs. Colorado, Dec. 20, 1980
 Reed Larson vs. Pittsburgh, Jan. 3, 1981
 Dale McCourt vs. N.Y. Rangers, Jan. 18, 1981
- 1981-82 — Mike Foligno vs. Calgary, Oct. 29, 1981
 John Ogrodnick vs. Calgary, Oct. 29, 1981
 John Ogrodnick vs. Los Angeles, Nov. 5, 1981
 Mark Osborne vs. St. Louis, Dec. 1, 1981
- 1982-83 — John Ogrodnick vs. Calgary, Dec. 12, 1982
 Reed Larson vs. Pittsburgh, Feb. 15, 1983
 Ivan Boldirev vs. Hartford, Feb. 20, 1983
- 1983-84 — Ron Duguay vs. Chicago, Nov. 3, 1983
 Steve Yzerman vs. Toronto, Dec. 23, 1983
 John Ogrodnick vs. Toronto, Dec. 23, 1983
 Ivan Boldirev vs. Toronto, Feb. 19, 1984
 Ivan Boldirev (4) vs. Los Angeles, March 24, 1984

-
- 1984-85 — John Ogrodnick vs. Toronto, Dec. 4, 1984
Lane Lambert vs. Calgary, Dec. 28, 1984
Ron Duguay vs. Chicago, Feb. 17, 1985
Danny Gare vs. Vancouver, Feb. 27, 1985
Reed Larson vs. Vancouver, Feb. 27, 1985
Ron Duguay vs. Minnesota, March 1, 1985
John Ogrodnick vs. Edmonton, March 13, 1985
Ron Duguay vs. Vancouver, March 15, 1985
Steve Yzerman vs. Toronto, March 30, 1985
- 1985-86 — Danny Gare vs. Pittsburgh, Oct. 30, 1985
Warren Young vs. St. Louis, Dec. 7, 1985
Petr Klima vs. Chicago, March 5, 1986
Petr Klima vs. Chicago, March 22, 1986
- 1986-87 — Shawn Burr vs. Philadelphia, Nov. 13, 1986
Petr Klima vs. Boston, March 2, 1987
- 1987-88 — Tim Higgins vs. Chicago, Dec. 4, 1987
Gerard Gallant vs. Minnesota, Dec. 18, 1987
Bob Probert vs. St. Louis, Dec. 31, 1987
Steve Yzerman vs. Winnipeg, Jan. 3, 1988
Steve Yzerman vs. Montreal, Feb. 6, 1988
Gerard Gallant vs. New Jersey, Feb. 12, 1988
Gerard Gallant vs. N.Y. Rangers, March 26, 1988
*Petr Klima vs. Toronto, April 7, 1988
*Petr Klima vs. St. Louis, April 21, 1988
- 1988-89 — Steve Yzerman vs. Philadelphia, Nov. 4, 1988
Steve Yzerman vs. Philadelphia, Nov. 12, 1988
Gerard Gallant vs. St. Louis, Jan. 4, 1989
Dave Barr vs. N.Y. Islanders, Feb. 21, 1989
*Steve Yzerman vs. Chicago, April 6, 1989
- 1989-90 — Steve Yzerman vs. Chicago, Dec. 15, 1989
Jimmy Carson vs. Toronto, Dec. 27, 1989
Shawn Burr vs. Minnesota, Jan. 9, 1990
Steve Yzerman (4) vs. Edmonton, Jan. 31, 1990
Steve Yzerman vs. Los Angeles, Feb. 14, 1990
- 1990-91 — Steve Yzerman vs. Toronto, Nov. 17, 1990
Johan Garpenlov (4) vs. St. Louis, Nov. 23, 1990
Steve Yzerman vs. Winnipeg, Dec. 22, 1990
Steve Yzerman vs. St. Louis, Jan. 26, 1991
Jimmy Carson vs. Québec, March 5, 1991
*Steve Yzerman vs. St. Louis, April 4, 1991
- 1991-92 — Ray Sheppard vs. Calgary, Nov. 12, 1991
Steve Yzerman vs. Calgary, Dec. 3, 1991
Paul Ysebaert vs. Toronto, Jan. 3, 1992
Steve Yzerman vs. Buffalo, Jan. 29, 1992
Kevin Miller vs. Buffalo, Feb. 12, 1992
Jimmy Carson vs. St. Louis, Feb. 15, 1992
Steve Yzerman vs. Minnesota, Apr. 14, 1992
*Ray Sheppard vs. Minnesota, Apr. 24, 1992
- 1992-93 — Steve Yzerman vs. St. Louis, Oct. 24, 1992
Jimmy Carson vs. Pittsburgh, Nov. 13, 1992
Steve Yzerman vs. Calgary, Jan. 26, 1993
Steve Yzerman vs. Chicago, Feb. 14, 1993
*Dino Ciccarelli vs. Toronto, Apr. 29, 1993
- 1993-94 — Shawn Burr vs. Buffalo, Oct. 18, 1993
Ray Sheppard vs. San Jose, Jan. 6, 1994
Vyacheslav Kozlov vs. San Jose, Jan. 6, 1994
Ray Sheppard vs. Winnipeg, Jan. 29, 1994
-

- Sergei Fedorov vs. Calgary, Mar. 1, 1994
 Dino Ciccarelli (4) vs. Vancouver, Apr. 5, 1994
 1995 — Ray Sheppard vs. Vancouver, Jan. 24, 1995
 Sergei Fedorov (4) vs. Los Angeles, Feb. 12, 1995
 *Dino Ciccarelli vs. Dallas, May 11, 1995
 1995-96 — Vyacheslav Kozlov (4) vs. Montreal, Dec. 2, 1995
 *Steve Yzerman vs. St. Louis, May 8, 1996
 1996-97 — Brendan Shanahan vs. Toronto, Nov. 27, 1996
 Sergei Fedorov (5) vs. Washington, Dec. 26, 1996
 Brendan Shanahan vs. Pittsburgh, Feb. 8, 1997
 Brendan Shanahan vs. San Jose, Feb. 12, 1997
 1997-98 — Doug Brown vs. New Jersey, Dec. 19, 1997
KIRK MALTBY vs. Toronto, Dec. 27, 1997
 1998-99 — Brendan Shanahan vs. St. Louis, Oct. 16, 1998
 Vyacheslav Kozlov vs. Buffalo, Feb. 21, 1999
 Brendan Shanahan vs. Phoenix, March 5, 1999
 *Steve Yzerman vs. Anaheim, Apr. 21, 1999
 1999-00 — Martin Lapointe vs. NY Rangers, March. 26, 2000
 *Martin Lapointe vs. Los Angeles Kings, Apr. 15, 2000
 2000-01 — Sergei Fedorov vs. Boston, Nov. 22, 2001
 Brendan Shanahan (4) vs. Calgary, March. 15, 2001
TOMAS HOLMSTROM vs. San Jose, March 18, 2001
 2001-02 — Brendan Shanahan vs. San Jose, October 4, 2001
 Brett Hull vs. St. Louis, January 26, 2002
 *Brett Hull vs. Vancouver, April 27, 2002
 *Darren McCarty vs. Colorado, May 18, 2002
 2002-03 — Sergei Fedorov vs. Pittsburgh, October 25, 2002
 Brendan Shanahan vs. Edmonton, February 20, 2003
 Brett Hull vs. Ottawa, March 16, 2003
 Brett Hull vs. St. Louis, March 29, 2003
 2003-04 — Brendan Shanahan vs. Nashville, March 14, 2004
 2005-06 — **JASON WILLIAMS vs. Columbus, October 22, 2005**
 Mathieu Schneider vs. San Jose, November 26, 2005
 Brendan Shanahan vs. Chicago, April 13, 2006
 2006-07 — Mathieu Schneider vs. Phoenix, October 11, 2006
DAN CLEARY vs. Columbus, December 28, 2006
TOMAS HOLMSTROM vs. Phoenix, January 11, 2007
HENRIK ZETTERBERG vs. Phoenix, February 17, 2007
TOMAS HOLMSTROM vs. Nashville, February 24, 2007
 2007-08 — **HENRIK ZETTERBERG vs. Minnesota, December 7, 2007**
HENRIK ZETTERBERG vs. Columbus, March 19, 2008
 *JOHAN FRANZEN vs. Colorado, April 26, 2008
 *JOHAN FRANZEN vs. Colorado, May 1, 2008
 *PAVEL DATSYUK vs. Dallas, May 12, 2008
 2008-09 - NONE

*-Playoffs

ACTIVE PLAYERS IN BOLD CAPITALS

	Regular Season	Playoffs	Combined
3-Goal Games	218	23	241
4-Goal Games	20	2	22
5-Goal Games	1	0	1
6-Goal Games	1	0	1
TOTAL HAT TRICKS	240	25	265

DETROIT GAME-BY-GAME STANLEY CUP PLAYOFFS RESULTS

1929

DETROIT VS. TORONTO

Date	W/L	Score	Home/Away
3/19	L	1-3	Home
3/21	L	1-4	Away

Toronto won series 7 goals to 2

1932

DETROIT VS. MONTREAL MAROONS

Date	W/L	Score	Home/Away
3/27	TIE	1-1	Home
3/29	L	0-2*	Away

*Shutout by Flat Walsh

Montreal won series 3 goals to 1

1933

DETROIT VS. MONTREAL MAROONS

Date	W/L	Score	Home/Away
3/25	W	2-0*	Away
3/28	W	3-2	Home

*Shutout by John Roach

Detroit won series 5 goals to 2

DETROIT VS. NEW YORK RANGERS

Date	W/L	Score	Home/Away
3/30	L	0-2*	Away
4/2	L	3-4	Home

*Shutout by Andy Aitkenhead

New York Rangers won series 6 goals to 3

1934

DETROIT VS. TORONTO

Date	W/L	Score	Home/Away
3/22	W	2-1(OT)#	Away
3/24	W	6-3	Away
3/26	L	1-3	Home
3/28	L	1-5	Home
3/30	W	1-0*	Home

*Shutout by Wilf Cude

Detroit won series 3 games to 2

DETROIT VS. CHICAGO (FINALS)

Date	W/L	Score	Home/Away
4/3	L	1-2	Home
4/5	L	1-4	Home
4/8	W	5-2	Away
4/10	L	0-1(OT)# *	Away

#Mush March Scored at 10:05 of 2ND OT

*Shutout by Chuck Gardiner

Chicago won series 3 games to 1

1936

DETROIT VS. MONTREAL MAROONS

Date	W/L	Score	Home/Away
3/24	W	1-0(OT)# *	Away
3/26	W	3-0*	Home
3/29	W	2-1	Home

#Mud Bruneteau scored at 16:30 of 6TH OT

*Shutouts by Norm Smith

Detroit won series 3 games to 0

STANLEY CUP FINALS

DETROIT VS. TORONTO

Date	W/L	Score	Home/Away
4/5	W	3-1	Home
4/7	W	9-4	Home
4/9	L	3-4(OT)#	Away
4/11	W	3-2	Away

#Buzz Boll Scored at :31 of OT

Detroit won series 3 games to 1

1935-36 Detroit Red Wings - John Sorrell, Syd Howe, Marty Barry, Herbie Lewis, Larry Aurie, Mud Bruneteau, Wally Kilrea, Hec Kilrea, Gord Pettinger, Bucko McDonald, Ralph Bowman, Pete Kelly, Doug Young (Captain), Ebbie Goodfellow, Normie Smith, Jack Adams (Manager/Coach), Honey Walker (Trainer).

1937

DETROIT VS. MONTREAL CANADIENS

Date	W/L	Score	Home/Away
3/23	W	4-0*	Home
3/25	W	5-1	Home
3/27	L	1-3	Away
3/30	L	2-3	Away
4/1	W	2-1(OT)#	Away

#Hec Kilrea scored at 11:49 of 3RD OT

*Shutout by Norm Smith

Detroit won series 3 games to 2

STANLEY CUP FINALS

DETROIT VS. NEW YORK RANGERS

Date	W/L	Score	Home/Away
4/6	L	1-5	Away
4/8	W	4-2	Home
4/11	L	0-1*	Home
4/13	W	1-0**	Home
4/15	W	3-0**	Home

*Shutout by Dave Kerr

**Shutouts by Earl Robertson

Detroit won series 3 games to 2

1939

DETROIT VS. MONTREAL

Date	W/L	Score	Home/Away
3/21	L	0-2*	Away
3/23	W	7-3+	Home
3/26	W	1-0(OT)#**	Home

+Hat trick by Syd Howe

*Shutout by Claude Bourque

**Shutout by Cecil Thompson

#Marty Barry scored at 7:47 of OT

Detroit won series 2 games to 1

DETROIT VS. TORONTO

Date	W/L	Score	Home/Away
3/28	L	1-4	Away
3/30	W	3-1	Home
4/1	L	4-5(OT)#	Away

#Gordie Drillon scored at 5:42 of OT

Toronto won series 2 games to 1

1940

DETROIT VS. NEW YORK AMERICANS

Date	W/L	Score	Home/Away
3/19	W	2-1(OT)#	Home
3/22	L	4-5	Away
3/24	W	3-1	Home

#Syd Howe scored at :25 of OT

Detroit won series 2 games to 1

DETROIT VS. TORONTO

Date	W/L	Score	Home/Away
3/26	L	1-2	Away
3/28	L	1-3	Home

Toronto won series 2 games to 0

1941**DETROIT VS. NEW YORK RANGERS**

Date	W/L	Score	Home/Away
3/20	W	2-1(OT)#	Home
3/23	L	1-3	Away
3/25	W	3-2	Home

#Syd Howe scored at 12:01 of OT

Detroit won series 2 games to 1

DETROIT VS. CHICAGO

Date	W/L	Score	Home/Away
3/27	W	3-1	Home
3/30	W	2-1(OT)#	Away

#Gus Giesebrecht scored at 9:15 of OT

Detroit won series 2 games to 0

STANLEY CUP FINALS**DETROIT VS. BOSTON**

Date	W/L	Score	Home/Away
4/6	L	2-3	Away
4/8	L	1-2	Away
4/10	L	2-4	Home
4/12	L	1-3	Home

Boston won series 4 games to 0

1942**DETROIT VS. MONTREAL**

Date	W/L	Score	Home/Away
3/22	W	2-1	Home
3/24	L	0-5*	Away
3/26	W	6-2	Home

*Shutout by Paul Bibeault

Detroit won series 2 games to 1

DETROIT VS. BOSTON

Date	W/L	Score	Home/Away
3/29	W	6-4	Away
3/31	W	3-1	Home

Detroit won series 2 games to 0

STANLEY CUP FINALS**DETROIT VS. TORONTO**

Date	W/L	Score	Home/Away
4/4	W	3-2	Away
4/7	W	4-2	Away
4/9	W	5-2	Home
4/12	L	3-4	Home
4/14	L	3-9	Away
4/16	L	3-0*	Home
4/18	L	1-3	Away

*Shutout by Turk Broda

Toronto won series 4 games to 3

1943**DETROIT VS. TORONTO**

Date	W/L	Score	Home/Away
3/21	W	4-2	Home
3/23	L	2-3 (OT)#	Home
3/25	W	4-2	Away
3/27	L	3-6	Away
3/28	W	4-2	Home
3/30	W	3-2 (OT)##	Away

#Jack McLean scored at 10:18 of 4th OT

##Adam Brown scored 9:21 of OT

Detroit won series 4 games to 2

STANLEY CUP FINALS**DETROIT VS. BOSTON (FINALS)**

Date	W/L	Score	Home/Away
4/1	W	6-2+	Home
4/4	W	4-3	Home
4/7	W	4-0++*	Away
4/8	W	2-0*	Away

+Hat trick by Mud Bruneteau

++Hat trick by Don Grosso

*Shutouts by John Mowers

Detroit won series 4 games to 0

1942-43 - Detroit Red Wings - Jack Stewart, Jimmy Orlando, Sid Abel, Alex Motter, Harry Watson, Joe Carveth, Mud Bruneteau, Eddie Wares, Johnny Mowers, Cully Simon, Don Grosso, Carl Liscombe, Adam Brown, Syd Howe, Les Douglas, Harold Jackson, Joe Fisher, Connie Brown, Jack Adams (Manager), Ebbie Goodfellow (Coach), Honey Walker (Trainer).

1944**DETROIT VS. CHICAGO**

Date	W/L	Score	Home/Away
3/21	L	1-2	Home
3/23	W	4-1	Home
3/26	L	0-2*	Away
3/28	L	1-7	Away
3/30	L	2-5	Home

*Shutout by Mike Karakas

Chicago won series 4 games to 1

1945**DETROIT VS. BOSTON**

Date	W/L	Score	Home/Away
3/20	L	3-4	Home
3/22	L	2-4	Home
3/25	W	3-2	Away
3/27	W	3-2	Away
3/29	W	3-2 (OT)#	Home
4/1	L	3-5	Away
4/3	W	5-3+	Home

#Mud Bruneteau scored at 17:12 of OT

+Hat trick by Carl Liscombe

Detroit won series 4 games to 3

STANLEY CUP FINALS**DETROIT VS. TORONTO**

Date	W/L	Score	Home/Away
4/6	L	0-1*	Home
4/8	L	0-2*	Home
4/12	L	0-1*	Away
4/14	W	5-3	Away
4/19	W	2-0**	Home
4/21	W	1-0(OT)***	Away
4/22	L	1-2	Home

*Shutouts by Frank McCool

**Shutouts by Harry Lumley

#Eddie Bruneteau scored at 14:16 of OT

Toronto won series 4 games to 3

1946**DETROIT VS. BOSTON**

Date	W/L	Score	Home/Away
3/19	L	1-3	Away
3/21	W	3-0*	Away
3/24	L	2-5	Home
3/26	L	1-4	Home
3/28	L	3-4 (OT)#	Away

*Shutout by Harry Lumley

#Don Gallinger scored at 9:05 of OT

Boston won series 4 games to 1

1947**DETROIT VS. TORONTO**

Date	W/L	Score	Home/Away
3/26	L	2-3(OT)#	Away
3/29	W	9-1	Away
4/1	L	1-4	Home
4/3	L	1-4	Home
4/5	L	1-6	Away

#Howie Meeker scored at 3:05 of OT
Toronto won series 4 games to 1

1948**DETROIT VS. NEW YORK RANGERS**

Date	W/L	Score	Home/Away
3/24	W	2-1	Home
3/26	W	5-2	Home
3/28	L	2-3	Away
3/30	L	1-3	Away
4/1	W	3-1	Home
4/4	W	4-2	Away

Detroit won series 4 games to 2

STANLEY CUP FINALS**DETROIT VS. TORONTO**

Date	W/L	Score	Home/Away
4/7	L	3-5	Away
4/10	L	2-4	Away
4/11	L	0-2*	Home
4/14	L	2-7	Home

*Shutout by Turk Broda

Toronto won series 4 games to 0

1949**DETROIT VS. MONTREAL**

Date	W/L	Score	Home/Away
3/22	W	2-1(OT)#	Home
3/24	L	3-4(OT)##	Home
3/26	L	2-3	Away
3/29	W	3-1	Away
3/31	W	3-1	Home
4/2	L	1-3	Away
4/5	W	3-1	Home

#Max McNab scored at 4:42 of 3rd OT

##Gerry Plamondon scored at 2:59 of OT

Detroit won series 4 games to 3

STANLEY CUP FINALS**DETROIT VS. TORONTO**

Date	W/L	Score	Home/Away
4/8	L	2-3(OT)#	Home
4/10	L	1-3	Home
4/13	L	1-3	Away
4/16	L	1-3	Away

#Joe Klukay scored at 17:31 of OT

Toronto won series 4 games to 0

1950**DETROIT VS. TORONTO**

Date	W/L	Score	Home/Away
3/28	L	0-5*	Home
3/30	W	3-1	Home
4/1	L	0-2*	Away
4/4	W	2-1(OT)#	Away
4/6	L	0-2*	Home
4/8	W	4-0**	Away
4/9	W	1-0(OT)# **	Home

*Shutouts by Turk Broda

**Shutouts by Harry Lumley

#Leo Reise scored at :38 of OT

##Leo Reise scored at 8:39 of OT

Detroit won series 4 games to 3

STANLEY CUP FINALS**DETROIT VS. NEW YORK RANGERS**

Date	W/L	Score	Home/Away
4/11	W	4-1	Home
4/13	L	1-3 -	Away
4/15	W	4-0* -	Away
4/17	L	3-4 (OT)#	Home
4/20	L	1-2 (OT)##	Home
4/22	W	5-4	Home
4/23	W	4-3 (OT)###	Home

-Games Played in Toronto

*Shutout by Harry Lumley

#Don Raleigh scored at 8:54 of OT

##Don Raleigh scored at 1:38 of OT

###Pete Babando scored at 8:31 of 2nd OT

Detroit won series 4 games to 3

1949-50 - Detroit Red Wings - Harry Lumley, Jack Stewart, Leo Reise Jr., Clare Martin, Al Dewsbury, Lee Fogolin, Marcel Pronovost, Red Kelly, Ted Lindsay, Sid Abel (Captain), Gordie Howe, George Gee, Jimmy Peters, Marty Pavelich, Jim McFadden, Pete Babando, Max McNab, Gerry Couture, Joe Carveth, Steve Black, Johnny Wilson, Larry Wilson, Doug McKay, Jack Adams (Manager), Tommy Ivan (Coach), Carl Mattson (Trainer).

1951**DETROIT VS. MONTREAL**

Date	W/L	Score	Home/Away
3/27	L	2-3 (OT)#	Home
3/29	L	0-1(OT)## *	Home
3/31	W	2-0**	Away
4/3	W	4-1	Away
4/5	L	2-5	Home
4/7	L	2-3	Away

#Maurice Richard scored at 1:09 of 4th OT

##Maurice Richard scored at 2:20 of 3rd OT

*Shutout by Terry Sawchuk

**Shutout by Gerry McNeil

Montreal won series 4 games to 2

1952**DETROIT VS. TORONTO**

Date	W/L	Score	Home/Away
3/25	W	3-0*	Home
3/27	W	1-0*	Home
3/29	W	6-2	Away
4/1	W	3-1	Away

*Shutouts by Terry Sawchuk

Detroit won series 4 games to 0

STANLEY CUP FINALS**DETROIT VS. MONTREAL**

Date	W/L	Score	Home/Away
4/10	W	3-1	Away
4/12	W	2-1	Away
4/13	W	3-0*	Home
4/15	W	3-0*	Home

*Shutouts by Terry Sawchuk

Detroit won series 4 games to 0

1951-52 - Detroit Red Wings - Terry Sawchuk, Bob Goldham, Benny Woit, Red Kelly, Leo Reise Jr., Marcel Pronovost, Ted Lindsay, Tony Leswick, Gordie Howe, Metro Prystai, Marty Pavelich, Sid Abel (Captain), Glen Skov, Alex Delvecchio, Johnny Wilson, Vic Stasiuk, Larry Zeidel, Glenn Hall, Jack Adams (Manager), Tommy Ivan (Coach), Carl Mattson (Trainer).

1953**DETROIT VS. BOSTON**

Date	W/L	Score	Home/Away
3/24	W	7-0*	Home
3/26	L	3-5	Home
3/29	L	1-2(OT)#	Away
3/31	L	2-6	Away
4/2	W	6-4	Home
4/5	L	2-4	Away

*Shutout by Terry Sawchuk

#Jack McIntyre scored at 12:29 of OT

Boston won series 4 games to 2

1954**DETROIT VS. TORONTO**

Date	W/L	Score	Home/Away
3/23	W	5-0*	Home
3/25	L	1-3	Home
3/27	W	3-1	Away
3/30	W	2-1	Away
4/1	W	4-3 (OT)#	Home

*Shutout by Terry Sawchuk

#Ted Lindsay scored at 1:01 of 2nd OT

Detroit won series 4 games to 1

STANLEY CUP FINALS**DETROIT VS. MONTREAL**

Date	W/L	Score	Home/Away
4/4	W	3-1	Home
4/6	L	1-3	Home
4/8	W	5-2	Away
4/10	W	2-0*	Away
4/11	L	0-1(OT)# **	Home
4/13	L	1-4	Away
4/16	W	2-1(OT)##	Home

*Shutout by Terry Sawchuk

**Shutout by Gerry McNeil

#Kenny Mosdell scored at 5:45 of OT

##Tony Leswick scored at 4:29 of OT

Detroit won series 4 games to 3

1953-54 - Detroit Red Wings - Terry Sawchuk, Red Kelly, Bob Goldham, Benny Woit, Marcel Pronovost, Al Arbour, Keith Allen, Ted Lindsay (Captain), Tony Leswick, Gordie Howe, Marty Pavelich, Alex Delvecchio, Metro Prystai, Glen Skov, Johnny Wilson, Bill Dineen, Jimmy Peters, Dutch Reibel, Gilles Dube, Dave Gatherum, Jack Adams (Manager), Tommy Ivan (Coach), Carl Mattson (Trainer).

1955**DETROIT VS. TORONTO**

Date	W/L	Score	Home/Away
3/22	W	7-4	Home
3/24	W	2-1	Home
3/26	W	2-1	Away
3/29	W	3-0*	Away

*Shutout by Terry Sawchuk

Detroit won series 4 games to 0

STANLEY CUP FINALS**DETROIT VS. MONTREAL**

Date	W/L	Score	Home/Away
4/3	W	4-2	Home
4/5	W	7-1+	Home
4/7	L	2-4	Away
4/9	L	3-5	Away
4/10	W	5-1++	Home
4/12	L	3-6	Away
4/14	W	3-1	Home

+4-Goal hat trick by Ted Lindsay

++Hat trick by Gordie Howe

Detroit won series 4 games to 3

1954-55 - Detroit Red Wings - Terry Sawchuk, Red Kelly, Bob Goldham, Marcel Pronovost, Benny Woit, Jim Hay, Larry Hillman, Ted Lindsay (Captain), Tony Leswick, Gordie Howe, Alex Delvecchio, Marty Pavelich, Glen Skov, Dutch Reibel, Johnny Wilson, Bill Dineen, Vic Stasiuk, Marcel Bonin, Jack Adams (Manager), Jimmy Skinner (Coach), Carl Mattson (Trainer).

1956**DETROIT VS. TORONTO**

Date	W/L	Score	Home/Away
3/20	W	3-2	Home
3/22	W	3-1	Home
3/24	W	5-4(OT)#	Away
3/27	L	0-2*	Away
3/29	W	3-1	Home

#Ted Lindsay scored at 4:22 of OT

*Shutout by Harry Lumley

Detroit won series 4 games to 1

STANLEY CUP FINALS**DETROIT VS. MONTREAL**

Date	W/L	Score	Home/Away
3/31	L	4-6	Away
4/3	L	1-5	Away
4/5	W	3-1	Home
4/8	L	0-3*	Home
4/10	L	1-3	Away

*Shutout by Jacques Plante

Montreal won series 4 games to 1

1957**DETROIT VS. BOSTON**

Date	W/L	Score	Home/Away
3/26	L	1-3	Home
3/28	W	7-2	Home
3/31	L	3-4	Away
4/2	L	0-2*	Away
4/4	L	3-4	Home

*Shutout by Don Simmons

Boston won series 4 games to 1

1958**DETROIT VS. MONTREAL**

Date	W/L	Score	Home/Away
3/25	L	1-8	Away
3/27	L	1-5	Away
3/30	L	1-2(OT)#	Home
4/1	L	3-4	Home

#Andre Pronovost scored at 11:52 of OT

Montreal won series 4 games to 0

1960**DETROIT VS. TORONTO**

Date	W/L	Score	Home/Away
3/23	W	2-1	Away
3/26	L	2-4	Away
3/27	L	4-5 (OT)#	Home
3/29	W	2-1(OT)##	Home
4/2	L	4-5	Away
4/3	L	2-4	Home

#Frank Mahovlich scored at 3:00 of 3rd OT

##Gerry Melnyk scored at 1:54 of OT

Toronto won series 4 games to 2

1961**DETROIT VS. TORONTO**

Date	W/L	Score	Home/Away
3/22	L	2-3(OT)#	Away
3/25	W	4-2	Away
3/26	W	2-0*	Home
3/28	W	4-1	Home
4/1	W	3-2	Away

#George Armstrong scored at 4:51 of 2nd OT

*Shutout by Terry Sawchuk

Detroit won series 4 games to 1

STANLEY CUP FINALS**DETROIT VS. CHICAGO**

Date	W/L	Score	Home/Away
4/6	L	2-3	Away
4/8	W	3-1	Home
4/10	L	1-3	Away
4/12	W	2-1	Home
4/14	L	3-6	Away
4/16	L	1-5	Home

Chicago won series 4 games to 2

1963**DETROIT VS. CHICAGO**

Date	W/L	Score	Home/Away
3/26	L	4-5	Away
3/28	L	2-5	Away
3/31	W	4-2	Home
4/2	W	4-1	Home
4/4	W	4-2	Away
4/7	W	7-4	Home

Detroit won series 4 games to 2

STANLEY CUP FINALS**DETROIT VS. TORONTO**

Date	W/L	Score	Home/Away
4/9	L	2-4	Away
4/11	L	2-4	Away
4/14	W	3-2	Home
4/16	L	2-4	Home
4/18	L	1-3	Away

Toronto won series 4 games to 1

1964**DETROIT VS. CHICAGO**

Date	W/L	Score	Home/Away
3/26	L	1-4	Away
3/29	W	5-4+	Away
3/31	W	3-0*	Home
4/2	L	2-3 (OT)#	Home
4/5	L	2-3	Away
4/7	W	7-2+	Home
4/9	W	4-2	Away

+Hat tricks by Norm Ullman

#Murray Balfour scored at 8:21 of OT

*Shutout by Terry Sawchuk

Detroit won series 4 games to 3

STANLEY CUP FINALS**DETROIT VS. TORONTO**

Date	W/L	Score	Home/Away
4/11	L	2-3	Away
4/14	W	4-3(OT)#	Away
4/16	W	4-3	Home
4/18	L	2-4	Home
4/21	W	2-1	Away
4/23	L	3-4(OT)##	Home
4/25	L	0-4*	Away

#Larry Jeffrey scored at 7:52 of OT

##Bobby Baun scored at 1:42 of OT

*Shutout by Johnny Bower

Toronto won series 4 games to 3

1965**DETROIT VS. CHICAGO**

Date	W/L	Score	Home/Away
4/1	W	4-3	Home
4/4	W	6-3	Home
4/6	L	2-5	Away
4/8	L	1-2	Away
4/11	W	4-2+	Home
4/13	L	0-4*	Away
4/15	L	2-4	Home

+Hat trick by Norm Ullman

*Shutout by Glenn Hall

Chicago won series 4 games to 3

1966**DETROIT VS. CHICAGO**

Date	W/L	Score	Home/Away
4/7	L	1-2	Away
4/10	W	7-0*	Away
4/12	L	1-2	Home
4/14	W	5-1	Home
4/17	W	5-3	Away
4/19	W	3-2	Home

*Shutout by Roger Crozier

Detroit won series 4 games to 2

STANLEY CUP FINALS**DETROIT VS. MONTREAL**

Date	W/L	Score	Home/Away
4/24	W	3-2	Away
4/26	W	5-2	Away
4/28	L	2-4	Home
5/1	L	1-2	Home
5/3	L	3-5	Away
5/5	L	2-3(OT)#	Home

#Henri Richard scored at 2:20 of OT

Montreal won series 4 games to 2

1970**DETROIT VS. CHICAGO**

Date	W/L	Score	Home/Away
4/8	L	2-4	Away
4/9	L	2-4	Away
4/11	L	2-4	Home
4/12	L	2-4	Home

Chicago won series 4 games to 0

1978**DETROIT VS. ATLANTA**

Date	W/L	Score	Home/Away
4/11	W	5-3	Away
4/13	W	3-2	Home

Detroit won series 2 games to 0

DETROIT VS. MONTREAL

Date	W/L	Score	Home/Away
4/17	L	2-6	Away
4/19	W	4-2	Away
4/21	L	2-4	Home
4/23	L	0-8*	Home
4/25	L	2-4	Away

*Shutout by Ken Dryden

Montreal won series 4 games to 1

1984**DETROIT VS. ST. LOUIS**

Date	W/L	Score	Home/Away
4/4	L	2-3	Away
4/5	W	5-3	Away
4/7	L	3-4(OT)##	Home
4/8	L	2-3(OT)##	Home

#Mark Reeds scored at 17:07 of 2nd OT

##Jorgen Pettersson scored at 2:42 of OT

St. Louis won series 3 games to 1

1985**DETROIT VS. CHICAGO**

Date	W/L	Score	Home/Away
4/10	L	5-9	Away
4/11	L	1-6	Away
4/13	L	2-8	Home

Chicago won series 3 games to 0

1987**DETROIT VS. CHICAGO**

Date	W/L	Score	Home/Away
4/8	W	3-1	Home
4/9	W	5-1	Home
4/11	W	4-3(OT)#	Away
4/12	W	3-1	Away

#Shawn Burr scored at 4:51 of OT

Detroit won series 4 games to 0

DETROIT VS. TORONTO

Date	W/L	Score	Home/Away
4/21	L	2-4	Home
4/23	L	2-7	Home
4/24	W	4-2	Away
4/27	L	2-3(OT)#	Away
4/29	W	3-0*	Home
5/1	W	4-2	Away
5/3	W	3-0*	Home

#Mike Allison scored at 9:31 of OT

*Shutouts by Glen Hanlon

Detroit won series 4 games to 3

DETROIT VS. EDMONTON

Date	W/L	Score	Home/Away
5/5	W	3-1	Away
5/7	L	1-4	Away
5/9	L	1-2	Home
5/11	L	2-3	Home
5/13	L	3-6	Away

Edmonton won series 4 games to 1

1988**DETROIT VS. TORONTO**

Date	W/L	Score	Home/Away
4/6	L	2-6	Home
4/7	W	6-2+	Home
4/9	W	6-3	Away
4/10	W	8-0*	Away
4/12	L	5-6(OT)#	Home
4/12	W	5-3	Away

+Hat trick by Peter Klima

#Ed Olczyk scored at :34 of OT

*Shutout by Glen Hanlon

Detroit won series 4 games to 2

DETROIT VS. ST. LOUIS

Date	W/L	Score	Home/Away
4/19	W	5-4	Home
4/21	W	6-0+*	Home
4/23	L	3-6	Away
4/25	W	3-1	Away
4/27	W	4-3	Home

*Shutout by Greg Stefan

+Hat trick by Peter Klima

Detroit won series 4 games to 1

DETROIT VS. EDMONTON

Date	W/L	Score	Home/Away
5/3	L	1-4	Away
5/5	L	3-5	Away
5/7	W	5-2	Home
5/9	L	3-4(OT)#	Home
5/11	L	4-8	Away

#Jari Kurri scored at 11:02 of OT

Edmonton won series 4 games to 1

1989**DETROIT VS. CHICAGO**

Date	W/L	Score	Home/Away
4/5	W	3-2	Home
4/6	L	4-5(OT)#+	Home
4/8	L	2-4	Away
4/10	L	2-3	Away
4/11	W	6-4	Home
4/13	L	1-7	Away

#Duane Sutter scored at 14:36 of OT

+Hat trick by Steve Yzerman

Chicago won series 4 games to 2

1991**DETROIT VS. ST. LOUIS**

Date	W/L	Score	Home/Away
4/4	W	6-3+	Away
4/6	L	2-4	Away
4/8	W	5-2	Home
4/10	W	4-3	Home
4/12	L	1-6	Away
4/14	L	0-3*	Home
4/16	L	2-3	Away

+Hat trick by Steve Yzerman

*Shutout by Vincent Riendeau

St. Louis won series 4 games to 3

1992**DETROIT VS. MINNESOTA**

Date	W/L	Score	Home/Away
4/18	L	3-4	Home
4/20	L	2-4	Home
4/22	W	5-4(OT)#	Away
4/24	L	4-5	Away
4/26	W	3-0*	Home
4/28	W	1-0(OT)##	Away
4/30	W	5-2	Home

#Yves Racine scored at 1:15 of OT

*Shutouts by Tim Cheveldae

##Sergei Federov scored at 16:13 of OT

Detroit won series 4 games to 3

DETROIT VS. CHICAGO

Date	W/L	Score	Home/Away
5/2	L	1-2	Home
5/4	L	1-3	Home
5/6	L	4-5	Away
5/8	L	0-1*	Away

*Shutout by Ed Belfour

Chicago won series 4 games to 0

1993**DETROIT VS. TORONTO**

Date	W/L	Score	Home/Away
4/19	W	6-3	Home
4/21	W	6-2	Home
4/23	L	3-4	Away
4/25	L	2-3	Away
4/27	L	4-5(OT)#	Home
4/29	W	7-3+	Away
5/1	L	3-4(OT)##	Home

#Mike Foligno scored at 2:05 of OT

+Hat trick by Dino Ciccarelli

##Nikolai Borschevsky scored at 2:35 of OT

Toronto won series 4 games to 3

1994**DETROIT VS. SAN JOSE**

Date	W/L	Score	Home/Away
4/18	L	4-5	Home
4/20	W	4-0*	Home
4/22	W	3-2	Away
4/23	L	3-4	Away
4/26	L	4-6	Away
4/28	W	7-1	Home
4/30	L	2-3	Home

*Shutout by Chris Osgood

San Jose won series 4 games to 3

1995**DETROIT VS. DALLAS**

Date	W/L	Score	Home/Away
5/7	W	4-3	Home
5/9	W	4-1	Home
5/11	W	5-1+	Away
5/14	L	1-4	Away
5/15	W	3-1	Home

+Hat trick by Dino Ciccarelli

Detroit won series 4 games to 1

DETROIT VS. SAN JOSE

Date	W/L	Score	Home/Away
5/21	W	6-0*	Home
5/23	W	6-2	Home
5/25	W	6-2	Away
5/27	W	6-2	Away

*Shutout by Mike Vernon

Detroit won series 4 games to 0

DETROIT VS. CHICAGO

Date	W/L	Score	Home/Away
6/1	W	2-1(OT)#	Home
6/4	W	3-2	Home
6/6	W	4-3(OT)##	Away
6/8	L	2-5	Away
6/11	W	2-1(OT)###	Home

#Nicklas Lidstrom scored at 1:01 of OT

##Vladimir Konstantinov scored at 10:35 of 2nd OT

###Vyacheslav Kozlov scored at 2:25 of 2nd OT

Detroit won series 4 games to 1

STANLEY CUP FINALS**DETROIT VS. NEW JERSEY**

Date	W/L	Score	Home/Away
6/17	L	1-2	Home
6/20	L	2-4	Home
6/22	L	2-5	Away
6/24	L	2-5	Away

New Jersey won series 4 games to 0

1996**DETROIT VS. WINNIPEG**

Date	W/L	Score	Home/Away
4/17	W	4-1	Home
4/19	W	4-0*	Home
4/21	L	1-4	Away
4/23	W	6-1	Away
4/26	L	1-3	Home
4/28	W	4-1	Away

*Shutout by Chris Osgood

Detroit won series 4 games to 2

DETROIT VS. ST. LOUIS

Date	W/L	Score	Home/Away
5/3	W	3-2	Home
5/5	W	8-3	Home
5/8	L	4-5(OT)#	Away
5/10	L	0-1*	Away
5/12	L	2-3	Home
5/14	W	4-2	Away
5/16	W	1-0(OT)##	Home

#Igor Kravchuk scored at 3:23 of OT

*Shutout by Jon Casey

##Steve Yzerman scored at 1:15 of 2nd OT

Detroit won series 4 games to 3

DETROIT VS. COLORADO

Date	W/L	Score	Home/Away
5/19	L	2-3(OT)#	Home
5/21	L	0-3*	Home
5/23	W	6-4	Away
5/25	L	2-4	Away
5/27	W	5-2	Home
5/29	L	1-4	Away

#Mike Keane scored at 17:31 of OT

*Shutout by Patrick Roy

Colorado won series 4 games to 2

1997**DETROIT VS. ST. LOUIS**

Date	W/L	Score	Home/Away
4/16	L	0-2*	Home
4/18	W	2-1	Home
4/20	W	3-2	Away
4/22	L	0-4*	Away
4/25	W	5-2	Home
4/27	W	3-1	Away

*Shutouts by Grant Fuhr

Detroit won series 4 games to 2

DETROIT VS. ANAHEIM

Date	W/L	Score	Home/Away
5/2	W	2-1(OT)#	Home
5/4	W	3-2(OT)##	Home
5/6	W	5-3	Away
5/8	W	3-2(OT)###	Away

#Martin Lapointe scored at :59 of OT

##Vyacheslav Kozlov scored at 1:31 of 3rd OT

###Brendan Shanahan scored at 17:03 of 2nd OT

Detroit won series 4 games to 0

DETROIT VS. COLORADO

Date	W/L	Score	Home/Away
5/15	L	1-2	Away
5/17	W	4-2	Away
5/19	W	2-1	Home
5/22	W	6-0*	Home
5/24	L	0-6**	Away
5/26	W	3-1	Home

*Shutout by Mike Vernon

**Shutout by Patrick Roy

Detroit won series 4 games to 2

STANLEY CUP FINALS**DETROIT VS. PHILADELPHIA**

Date	W/L	Score	Home/Away
5/31	W	4-2	Away
6/3	W	4-2	Away
6/5	W	6-1	Home
6/7	W	2-1	Home

Detroit won series 4 games to 0

1996-97- Detroit Red Wings - Steve Yzerman (Captain), Doug Brown, Mathieu Dandenault, Kris Draper, Sergei Fedorov, Viacheslav Fetisov, Kevin Hodson, Tomas Holmstrom, Joe Kocur, Vladimir Konstantinov, Vyacheslav Kozlov, Martin Lapointe, Igor Larionov, Nicklas Lidstrom, Kirk Maltby, Darren McCarty, Larry Murphy, Chris Osgood, Jamie Pushor, Bob Rouse, Tomas Sandstrom, Brendan Shanahan, Tim Taylor, Mike Vernon, Aaron Ward, Mike Ilitch (Owner/Chairman), Marian Ilitch (Owner), Atanas Ilitch, Christopher Ilitch (Vice Presidents), Denise Ilitch Lites, Ronald Ilitch, Michael Ilitch, Jr., Lisa Ilitch Murray, Carole Ilitch Trepeck, Jim Devellano (Senior Vice President), Scotty Bowman (Head Coach/ Director of Player Personnel), Ken Holland (Asst. General Manager) Barry Smith, Dave Lewis (Associate Coaches), Mike Krushelnyski (Assistant Coach), Jim Nill (Director of Player Development), Dan Belisle, Mark Howe, (Pro Scouts), Haken Andersson (Director of European Scouting), John Wharton (Athletic Trainer), Paul Boyer (Equipment Manager), Tim Abbott, (Asst. Equipment Manager), Sergei Mnatsakanov (Masseur).

1998**DETROIT VS. PHOENIX**

Date	W/L	Score	Home/Away
4/22	W	6-3	Home
4/24	L	4-7	Home
4/26	L	2-3	Away
4/28	W	4-2	Away
4/30	W	3-1	Home
5/3	W	5-2	Away

Detroit won series 4 games to 2

DETROIT VS. ST. LOUIS

Date	W/L	Score	Home/Away
5/8	L	2-4	Home
5/10	W	6-1	Home
5/12	W	3-2(OT)#	Away
5/14	W	5-2	Away
5/17	L	1-3	Home
5/19	W	6-1	Away

#Brendan Shanahan scored at 31:12 of OT

Detroit won series 4 games to 2

DETROIT VS. DALLAS

Date	W/L	Score	Home/Away
5/24	W	2-0*	Away
5/26	L	1-3	Away
5/29	W	5-3	Home
5/31	W	3-2	Home
6/3	L	2-3(OT)#	Away
6/5	W	2-0*	Home

*Shutout by Chris Osgood

#Jamie Langenbrunner scored at :46 of OT

Detroit won series 4 games to 2

STANLEY CUP FINALS**DETROIT VS. WASHINGTON**

Date	W/L	Score	Home/Away
6/9	W	2-1	Home
6/11	W	5-4(OT)#	Home
6/13	W	2-1	Away
6/16	W	4-1	Away

#Kris Draper scored at 15:24 of OT

Detroit won series 4 games to 0

1997-98 - Detroit Red Wings - Steve Yzerman (Captain), Doug Brown, Mathieu Dandenault, Kris Draper, Anders Eriksson, Sergei Fedorov, Viacheslav Fetisov, Brent Gilchrist, Kevin Hodson, Tomas Holmstrom, Mike Knuble, Joe Kocur, Vyacheslav Kozlov, Martin Lapointe, Igor Larionov, Nicklas Lidstrom, Jamie Macoun, Kirk Maltby, Darren McCarty, Dimitri Mironov, Larry Murphy, Chris Osgood, Bob Rouse, Brendan Shanahan, Aaron Ward, Mike Ilitch (Owner/Chairman), Marian Ilitch (Owner), Atanas Ilitch, Christopher Ilitch (Vice Presidents), Denise Ilitch, Ronald Ilitch, Michael Ilitch, Jr., Lisa Ilitch Murray, Carole Ilitch Trepeck, Jim Devellano (Senior Vice President), Scotty Bowman (Head Coach), Ken Holland (General Manager), Don Waddell (Asst. General Manager), Barry Smith, Dave Lewis (Associate Coaches), Jim Bedard (Goaltending Consultant), Jim Nill (Director of Player Development), Dan Belisle, Mark Howe (Pro Scouts), Haken Andersson (Director of European Scouting), Mark Leach (USA Scout), Joe McDonnell (Eastern Scout), Bruce Haralson (Western Scout), John Wharton (Athletic Trainer), Paul Boyer (Equipment Manager), Tim Abbott (Asst. Equipment Manager), Bob Huddleston (Masseur), Wally Crossman (Dressing Room Assistant).

1999**DETROIT VS. ANAHEIM**

Date	W/L	Score	Home/Away
4/21	W	5-3	Home
4/23	W	5-1	Home
4/25	W	4-2	Away
4/27	W	3-0*	Away

*Shutout by Chris Osgood

Detroit won series 4 games to 0

DETROIT VS. COLORADO

Date	W/L	Score	Home/Away
5/7	W	3-2(OT)#	Away
5/9	W	4-0*	Away
5/11	L	3-5	Home
5/13	L	2-6	Home
5/16	L	0-3**	Away
5/18	L	2-5	Home

#Kirk Maltby scored at 4:18 of OT

*Shutout by Bill Ranford

**Shutout by Patrick Roy

Colorado won series 4 games to 2

2000**DETROIT VS. LOS ANGELES**

Date	W/L	Score	Home/Away
4/13	W	2-0*	Home
4/15	W	8-5+	Home
4/17	W	2-1	Away
4/19	W	3-0*	Away

*Shutouts by Chris Osgood

+Hat trick by Martin Lapointe

Detroit won series 4 games to 0

DETROIT VS. COLORADO

Date	W/L	Score	Home/Away
4/27	L	0-2*	Away
4/29	L	1-3	Away
5/1	W	3-1	Home
5/3	L	2-3(OT)#	Home
5/5	L	2-4	Away

*Shutout by Patrick Roy

#Chris Drury scored at 10:21 of OT

Colorado won series 4 games to 1

2001**DETROIT VS. LOS ANGELES**

Date	W/L	Score	Home/Away
4/11	W	5-3	Home
4/14	W	4-0*	Home
4/15	L	1-2	Away
4/18	L	3-4(OT)#	Away
4/21	L	2-3	Home

4/23 L 2-3(OT)## Away

*Shutout by Chris Osgood

#Eric Belanger scored at 2:36 of OT

##Adam Deadmarsh scored at 4:48 of OT

Los Angeles won series 4 games to 2

2002**DETROIT VS. VANCOUVER**

Date	W/L	Score	Home/Away
4/17	L	3-4(OT)#	Home
4/19	L	2-5	Home
4/21	W	3-1	Away
4/23	W	4-2	Away
4/25	W	4-0*	Home
4/27	W	6-4+	Away

+Hat Trick by Brett Hull

*Shutout by Dominik Hasek

#Henrik Sedin scored at 13:59 of OT

Detroit won series 4 games to 2

DETROIT VS. ST. LOUIS

Date	W/L	Score	Home/Away
5/2	W	2-0*	Home
5/4	W	3-2	Home
5/7	L	1-6	Away
5/9	W	4-3	Away
5/11	W	4-0*	Home

*Shutouts by Dominik Hasek

Detroit won series 4 games to 1

DETROIT VS. COLORADO

Date	W/L	Score	Home/Away
5/18	W	5-3+	Home
5/20	L	3-4(OT)#	Home
5/22	W	2-1(OT)##	Away
5/25	L	2-3	Away
5/27	L	1-2(OT)###	Home
5/29	W	2-0*	Away
5/31	W	7-0*	Home

+Hat trick by Darren McCarty

#Chris Drury scored at 2:17 of OT

##Fredrik Olausson scored at 12:44 of OT

###Peter Forsberg scored at 6:24 of OT

*Shutouts by Dominik Hasek

Detroit won series 4 games to 3

STANLEY CUP FINALS**DETROIT VS. CAROLINA**

Date	W/L	Score	Home/Away
6/4	L	2-3(OT)#	Home
6/6	W	3-1	Home
6/8	W	3-2(OT)##	Away
6/10	W	3-0*	Away
6/13	W	3-1	Home

#Ron Francis scored at :58 of OT

##Igor Larionov scored at 54:47 of OT

*Shutout by Dominik Hasek

Detroit won series 4 games to 1

2001-02 - Detroit Red Wings - Steve Yzerman (Captain), Chris Chelios, Mathieu Dandenault, Pavel Datsyuk, Boyd Devereaux, Kris Draper, Steve Duchesne, Sergei Fedorov, Jiri Fischer, Dominik Hasek, Tomas Holmstrom, Brett Hull, Igor Larionov, Manny Legace, Nicklas Lidstrom, Kirk Maltby, Darren McCarty, Fredrik Olausson, Luc Robitaille, Brendan Shanahan, Jiri Slegr, Jason Williams, Mike Ilitch (Owner/Gov.), Marian Ilitch (Owner/Sec.-Tres.), Ronald Ilitch, Michael Ilitch, Jr., Lisa Ilitch Murray, Atanas Ilitch, Carole Ilitch-Trepeck, Jim Devellano (Sr. V.P.), Christopher Ilitch (V.P.), Denise Ilitch (Alt. Governor), Ken Holland (G.M.), Jim Nill (Asst. G.M.), Scotty Bowman (Head Coach), Jim Berard (Goaltending Consultant), Joe Kocur (Video Coord.), John Wharton (Trainer), Paul Boyer (Equipment Mgr.), Piet Van Zant (Asst. Trainer), Tim Abbott (Asst. Equipment Mgr.), Sergei Tchekmarev (Masseur), Dan Belisle, Mark Howe, Bob McCammon (Pro Scouts), Hakan Andersson (Dir. of European Scouting), Mark Leach, Bruce Haralson, Joe McDonnell, Glenn Merkosky (Scouts).

2003**DETROIT VS. ANAHEIM**

Date	W/L	Score	Home/Away
4/10	L	2-3(OT)#	Home
4/12	L	2-3	Home
4/14	L	1-2	Away
4/16	L	2-3(OT)##	Away

#Paul Kariya scored at 48:18 of OT

##Steve Ruchin scored at 6:53 of OT

Anaheim won series 4 games to 0

2004**DETROIT VS. NASHVILLE**

Date	W/L	Score	Home/Away
4/7	W	3-1	Home
4/10	W	2-1	Home
4/11	L	1-3	Away
4/13	L	0-3*	Away
4/15	W	4-1	Home
4/17	W	2-0**	Away

*Shutout by Tomas Vokoun

**Shutout by Curtis Joseph

Detroit won series 4 games to 2

DETROIT VS. CALGARY

Date	W/L	Score	Home/Away
4/22	L	1-2(OT)#	Home
4/24	W	5-2	Home
4/27	L	2-3	Away
4/29	W	4-2	Away
5/1	L	0-1*	Home
5/3	L	0-1(OT)# *	Away

*Shutouts by Miikka Kiprusoff

#Marcus Nilson scored at 2:39 of OT

##Martin Gelinas scored at 19:13 of OT

Calgary won series 4 games to 2

2006**DETROIT VS. EDMONTON**

Date	W/L	Score	Home/Away
4/21	W	3-2 (OT)#	Home
4/23	L	2-4	Home
4/25	L	3-4 (OT)#	Away
4/27	W	4-2	Away
4/29	L	2-3	Home
5/1	L	4-3	Away

#Kirk Maltby at 2:39 of OT

##Jarret Stoll at 8:44 of OT

Edmonton won series 4 games to 2

2007**DETROIT VS. CALGARY**

Date	W/L	Score	Home/Away
4/12	W	4-1	Home
4/15	W	3-1	Home
4/17	L	2-3	Away
4/19	L	2-3	Away
4/21	W	5-1	Home
4/23	W	2-1(OT)#	Away

#Johan Franzen scored at 4:23 of 2nd OT

Detroit won series 4 games to 2

DETROIT VS. SAN JOSE

Date	W/L	Score	Home/Away
4/26	L	0-2*	Home
4/28	W	3-2	Home
4/30	L	1-2	Away
5/2	W	3-2 (OT)#	Away
5/5	W	4-1	Home
5/7	W	2-0**	Away

*Shutout by Evgeni Nabokov

**Shutout by Dominik Hasek

#Mathieu Schneider scored at 16:04 of OT

Detroit won series 4 games to 2

DETROIT VS. ANAHEIM

Date	W/L	Score	Home/Away
5/11	W	2-1	Home
5/13	L	3-4(OT)#	Home
5/15	W	5-0*	Away
5/17	L	3-5	Away
5/20	L	1-2(OT)##	Home
5/22	L	3-4	Away

*Shutout by Dominik Hasek

#Scott Niedermayer scored at 14:17 of OT

##Temmu Selanne scored at 11:58 of OT

Anaheim won series 4 games to 2

2007**DETROIT VS. CALGARY**

Date	W/L	Score	Home/Away
4/12	W	4-1	Home
4/15	W	3-1	Home
4/17	L	2-3	Away
4/19	L	2-3	Away
4/21	W	5-1	Home
4/22	W	2-1 (2OT) #	Away

Johan Franzen scored at 4:23 of 2OT

Detroit won series 4 games to 2

DETROIT VS. SAN JOSE

Date	W/L	Score	Home/Away
4/26	L	0-2*	Home
4/28	W	3-2	Home
4/30	L	2-1	Away
5/2	W	3-2 (OT) #	Away
5/5	W	4-1	Home
5/7	W	2-0**	Away

* Shutout by Evgeni Nabokov

** Shutout by Dominik Hasek

Mathieu Schneider scored at 16:04 of OT

Detroit won series 4 games to 2

DETROIT VS. ANAHEIM

Date	W/L	Score	Home/Away
5/11	W	2-1	Home
5/13	L	3-4 (OT) #	Home
5/15	W	5-0*	Away
5/17	L	3-5	Away
5/20	L	1-2 (OT) ##	Home
5/22	L	3-4	Away

* Shutout by Dominik Hasek

Scott Niedermayer scored at 14:17 of OT

Teemu Selanne scored at 11:57 of OT

Anaheim won series 4 games to 2

2008**DETROIT VS. NASHVILLE**

Date	W/L	Score	Home/Away
4/10	W	3-1	Home
4/12	W	4-2	Home
4/14	L	3-5	Away
4/16	L	2-3	Away
4/18	W	2-1(OT)#	Home
4/20	W	3-0*	Away

*Shutout by Chris Osgood

#Johan Franzen scored at 1:48 of OT

Detroit won series 4 games to 2

DETROIT VS. COLORADO

Date	W/L	Score	Home/Away
4/24	W	4-3	Home
4/26	W	5-1+	Home
4/29	W	4-3	Away
5/1	W	8-2+	Away

+Hat tricks by Johan Franzen

Detroit won series 4 games to 0

DETROIT VS. DALLAS

Date	W/L	Score	Home/Away
5/8	W	4-1	Home
5/10	W	2-1	Home
5/12	W	5-2+	Away
5/14	L	1-3	Away
5/17	L	1-2	Home
5/19	W	4-1	Away

+Hat trick by Pavel Datsyuk

Detroit won series 4 games to 2

STANLEY CUP FINALS**DETROIT VS. PITTSBURGH**

Date	W/L	Score	Home/Away
5/24	W	4-0*	Home
5/26	W	3-0*	Home
5/28	L	2-3	Away
5/31	W	2-1	Away
6/2	L	3-4#	Home
6/4	W	3-2	Away

#Petr Sykora scored at 9:57 of 3rd OT

*Shutout by Chris Osgood

Detroit won series 4 games to 2

2007-08 – Detroit Red Wings – Nicklas Lidstrom (Captain), Chris Chelios, Dallas Drake, Daniel Cleary, Pavel Datsyuk, Kris Draper, Jiri Hudler, Johan Franzen, Tomas Holmstrom, Niklas Kronwall, Brian Rafalski, Brett Lebda, Valtteri Filppula, Andreas Lilja, Kirk Maltby, Aaron Downey, Chris Osgood, Mikael Samuelsson, Dominik Hasek, Tomas Kopecky, Henrik Zetterberg, Brad Stuart, Darren McCarty, Darren Helm, Derek Meech, Michael Ilitch (Owner-Gov.), Marian Ilitch (Owner/Sec.-Tres.), Christopher Ilitch (VP/Alt. Gov.), Denise Ilitch, Ronald Ilitch, Michael Ilitch, Jr., Lisa Ilitch Murray, Atanas Ilitch, Carole Ilitch, Jim Devellano (Sr. VP/Alt. Gov.), Ken Holland (GM/Alt. Gov./VP), Steve Yzerman (VP/Alt. Gov.), Jim Nill (Asst. GM/VP), Ryan Martin (Dir. Hockey Ops.), Scotty Bowman (Consultant), Mike Babcock (Head Coach), Todd McLellan (Associate Coach), Paul MacLean (Assistant Coach), Jim Bedard (Goaltending Consultant), Jay Woodcroft (Video Coordinator), Mark Howe (Dir. Pro Scouting), Joe McDonnell (Dir. Amateur Scouting), Hakan Andersson (Dir. Amateur Scouting Europe), Piet Van Zant (Trainer), Paul Boyer (Equip. Mgr.), Russ Baumann (Asst. Trainer), Christopher Scoppetto (Asst. Equip. Mgr.)

2009**DETROIT VS. COLUMBUS**

Date	W/L	Score	Home/Away
4/16	W	4-1	Home
4/18	W	4-0*	Home
4/21	W	4-1	Away
4/23	W	6-5	Away

* Shutout by Chris Osgood

Detroit won series 4 games to 0

DETROIT VS. ANAHEIM

Date	W/L	Score	Home/Away
5/1	W	3-2	Home
5/3	L	3-4#	Home
5/5	L	1-2	Away
5/7	W	6-3	Away
5/10	W	4-1	Home
5/12	L	1-2	Away
5/14	W	4-3	Home

Todd Marchant scored at 1:15 of 3OT

Detroit won series 4 games to 3

DETROIT VS. CHICAGO

Date	W/L	Score	Home/Away
5/17	W	5-2	Home
5/19	W	3-2#	Home
5/22	L	3-4##	Away
5/24	W	6-1	Away
5/27	W	2-1###	Home

Mikael Samuelsson scored at 5:14 of OT

Patrick Sharp scored at 1:52 of OT

Darren Helm scored at 3:58 of OT

Detroit won series 4 games to 1

STANLEY CUP FINALS**DETROIT VS. PITTSBURGH**

Date	W/L	Score	Home/Away
5/30	W	3-1	Home
5/31	W	3-1	Home
6/2	L	2-4	Away
6/4	L	2-4	Away
6/6	W	5-0*	Home
6/9	L	1-2	Away
6/12	L	1-2	Home

*Shutout by Chris Osgood

Pittsburgh won series 4 games to 3



RED WINGS' TEAM PLAYOFF RECORDS

MOST GOALS FOR, ONE PERIOD: 6

- at Toronto, Mar. 29, 1947, 3rd period, Detroit 9, Toronto 1;

MOST GOALS FOR, ONE GAME: 9

- vs. Toronto, Apr. 7, 1936, Detroit 9, Toronto 4;
- vs. Toronto, Mar. 29, 1947, Detroit 9, Toronto 1

MOST GOALS FOR, ONE YEAR: 76

- 2009 (18 vs. Columbus, 22 vs. Anaheim, 19 vs. Chicago, 17 vs. Pittsburgh)

MOST GOALS AGAINST, ONE YEAR: 57

- 1987 (20 vs. Chicago, 14 vs. Toronto, 23 vs. Edmonton)

MOST GOALS FOR, ONE SERIES: 32

- vs. Toronto, 1988

MOST GOALS AGAINST, ONE SERIES: 25

- vs. Toronto, 1942; Chicago, 1989

MOST GOALS FOR, ONE HOME GAME: 9

- vs. Toronto Apr. 7, 1936, Detroit 9, Toronto 4

MOST GOALS AGAINST, ONE HOME GAME: 8

- vs. Montréal, Apr. 23, 1978, Montréal 8, Detroit 0;
- vs. Chicago, April 13, 1985, Chicago 8, Detroit 2

MOST GOALS FOR, ONE ROAD GAME: 9

- vs. Toronto, Mar. 29, 1947, Detroit 9, Toronto 1

MOST GOALS AGAINST, ONE ROAD GAME: 9

- vs. Toronto, Apr. 14, 1942, Toronto 9, Detroit 3;
- vs. Chicago, April 10, 1985, Chicago 9, Detroit 5

FASTEST TWO GOALS: *5 seconds

- Apr. 11, 1965, second period vs. Chicago (both by Norm Ullman, 17:35, 17:40 against Glenn Hall), Detroit 4, Chicago 2

FASTEST THREE GOALS: 1:30

- Mar. 29, 1947, third period at Toronto (Jim Conacher, 17:30, Roy Conacher, 18:30; Ed Bruneteau, 19:00), Detroit 9, Toronto 1

FASTEST FOUR GOALS: 4:46

- Mar. 23, 1939, third period vs. Montréal Canadiens (Syd Howe, 13:44; Syd Howe, 14:39; Sid Abel, 17:02; Ed Wares, 18:30), Detroit 7, Montréal 3

MOST POWER-PLAY GOALS, ONE YEAR: 23

- 2009 vs. Columbus, Anaheim, Chicago, Dallas

MOST POWER-PLAY GOALS, ONE SERIES: 11

- vs. Toronto, 1988

MOST POWER-PLAY GOALS FOR, ONE GAME: 4

- vs. Montréal Canadiens Mar. 23, 1939, Detroit 7, Montréal 3;
- vs. Chicago Apr. 4, 1965, Detroit 6, Chicago 3;
- vs. Chicago Apr. 10, 1966, Detroit 7, Chicago 0;
- vs. Toronto, Apr. 29, 1993, Detroit 7, Toronto 3;
- vs. Winnipeg, Apr. 23, 1996, Detroit 6, Winnipeg 1
- vs. Phoenix, May 3, 1998, Detroit 5, Phoenix 2

MOST POWER-PLAY GOALS FOR, ONE PERIOD: 3

- vs. Atlanta Apr. 11, 1978, Detroit 5, Atlanta 3;
- vs. Winnipeg Apr. 23, 1996, Detroit 6, Winnipeg 1;
- vs. St. Louis May 5, 1996, Detroit 8, St. Louis 3
- vs. Phoenix, May 3, 1998, Detroit 5, Phoenix 2
- vs. Pittsburgh, June 6, 2009, Detroit 5, Pittsburgh 0

MOST POWER-PLAY GOALS AGAINST, ONE YEAR: 20

- 1988 vs. Toronto, St. Louis, Edmonton

MOST POWER-PLAY GOALS AGAINST, ONE SERIES:

- 10 vs. Chicago, 1989

MOST POWER-PLAY GOALS AGAINST, ONE GAME: 4

- vs. Chicago, Mar. 28, 1963, Chicago 5, Detroit 2

MOST SHORTHANDED GOALS FOR, ONE GAME: 2

- vs. Toronto, Apr. 5, 1936 (Syd Howe, Bucko McDonald), Detroit 3, Toronto 1;
- vs. Toronto, Apr. 29, 1993 (Steve Yzerman, Paul Ysebaert), Detroit 7, Toronto 3;

- vs. Winnipeg, Apr. 12, 1996 (Coffey, Brown), Detroit 4, St. Louis 0
- vs. Vancouver, Apr. 27, 2002 (LIDSTROM, Hull), Detroit 6, Vancouver 4
- vs. Calgary, Apr. 21, 2007 (CLEARY, Chelios) Detroit 5, Calgary 1

MOST SHORTHANDED GOALS, ONE PERIOD: 2

- vs. Toronto, Apr. 29, 1993 (Steve Yzerman, Paul Ysebaert), Detroit 7, Toronto 3
- vs. Vancouver, Apr. 27, 2002 (LIDSTROM, Hull), Detroit 6, Vancouver 4
- vs. Calgary, Apr. 21, 2007 (CLEARY, Chelios) Detroit 5, Calgary 1

MOST SHORTHANDED GOALS, ONE YEAR: 7

- 2002 vs. Vancouver, St. Louis, Colorado, Carolina

MOST SHORTHANDED GOALS AGAINST, ONE GAME: 2

- vs. Montréal, Apr. 23, 1978, Montréal 8, Detroit 0;
- vs. Chicago, Apr. 11, 1989, Detroit 6, Chicago 4
- vs. Phoenix, Apr. 24, 1998, Phoenix 7, Detroit 4

MOST SHORTHANDED GOALS AGAINST, ONE PERIOD: 2

- vs. Montréal, Apr. 23, 1978, Montréal 8, Detroit 0
- vs. Phoenix, Apr. 24, 1998, Phoenix 7, Detroit 4 (both SHG unassisted by Jeremy Roenick)

MOST SHORTHANDED GOALS AGAINST, ONE YEAR: 4

- vs. Chicago, 1989

MOST PENALTY MINUTES, ONE GAME: *152

- vs. St. Louis, Apr. 12, 1991

MOST PENALTY MINUTES, ONE PERIOD: 114

- vs. St. Louis, Apr. 12, 1991

MOST PENALTIES, ONE GAME: 33#

- vs. St. Louis, Apr. 12, 1991

MOST PENALTIES, ONE PERIOD: 20

- vs. St. Louis, Apr. 12, 1991

MOST CONSECUTIVE VICTORIES, ONE YEAR: 9

- 2008 vs. Nashville, Colorado and Dallas

MOST CONSECUTIVE VICTORIES: 11

- Final five games of 1998 (Dallas, Washington) and first six games of 1999 (Anaheim, Colorado)

MOST CONSECUTIVE DEFEATS: 8

- Final four games of 1966 Finals vs. Montréal; first four in '70 vs. Chicago

MOST CONSECUTIVE HOME VICTORIES: 11

- Apr. 16, 1954, vs. Montréal; Mar. 22-24, 1955, vs. Toronto; Apr. 3-5-10-14, 1955, vs. Montréal; Mar. 20-22-29, 1956, vs. Toronto; April 5, 1956, vs. Montréal

MOST CONSECUTIVE HOME DEFEATS: 5

- Apr. 22, 1945, vs. Toronto; Mar. 24-26, 1946, vs. Boston; Apr. 1-3, 1947, vs. Toronto; Apr. 28-May 1-5, 1966, vs. Montréal; Apr. 11-12, 1970, vs. Chicago; Apr. 21-23, 1978, vs. Montréal; Apr. 7-8, 1985, vs. St. Louis; Apr. 13, 1985, vs. Chicago

MOST CONSECUTIVE ROAD VICTORIES: 6 (twice)

- Apr. 28, 1998 vs. Phoenix; May 3, 1998 vs. Phoenix; May 12, 1998 vs. St. Louis; May 14, 1998 vs. St. Louis; May 19, 1998 vs. St. Louis; May 24, 1998 vs. Dallas
- June 13, 1998 vs. Washington; June 16, 1998 vs. Washington; Apr. 25, 1999 vs. Anaheim; Apr. 27, 1999 vs. Anaheim; May 7, 1999 vs. Colorado; May 9, 1999 vs. Colorado

MOST CONSECUTIVE ROAD DEFEATS: 8

- Mar. 27, 1956, vs. Toronto; Mar. 31, 1956, vs. Montréal; Apr. 3-10, 1956, vs. Montréal; Mar. 31-Apr. 10, 1957, vs. Boston; Mar. 25-27, 1958, vs. Montréal

MOST CONSECUTIVE SEASONS QUALIFYING FOR PLAYOFFS: 20

- 1939 through '58

MOST CONSECUTIVE SEASONS NOT QUALIFYING FOR PLAYOFFS: 7

- 1971 through '77

EARLIEST PLAYOFF DATE: Mar. 19

- 1929 vs. Toronto; 1940 vs. New York Americans;
- 1946 vs. Boston

LATEST PLAYOFF DATE: June 24 – 1995 vs. New Jersey

*-NHL record

#-Shares NHL record

ACTIVE PLAYERS IN CAPITALS

RED WINGS' INDIVIDUAL PLAYOFF RECORDS

MOST YEARS IN PLAYOFFS: 20 - Steve Yzerman

MOST CONSECUTIVE YEARS IN PLAYOFFS: 16 - NICKLAS LIDSTROM (1992-present)

MOST GAMES, CAREER: 235 – NICKLAS LIDSTROM

MOST POINTS, CAREER: 185 – Steve Yzerman

MOST GOALS, CAREER: 70 - Steve Yzerman

MOST ASSISTS, CAREER: 119 – NICKLAS LIDSTROM

MOST GAMES, ONE YEAR: 23 – 14 Players on 2002 team and 13 players on 2009 team

MOST POINTS, ONE YEAR: 27

– HENRIK ZETTERBERG, 13 goals, 14 assists, 2008, 22 games

MOST GOALS, ONE YEAR: 13

– JOHAN FRANZEN, 2008, 16 games

– HENRIK ZETTERBERG, 2008, 22 games

MOST ASSISTS, ONE YEAR: 18

– Sergei Fedorov, 1996, 19 games

– Steve Yzerman, 1998, 22 games

MOST POINTS, ONE GAME: 5

– Norm Ullman (twice), 2 goals, 3 assists Apr. 7, 1963, and 3 goals, 2 assists Apr. 7, 1964, both vs. Chicago;

– Steve Yzerman, 2 goals, 3 assists May 5, 1996 vs. St. Louis

MOST GOALS, ONE GAME: 4

– Carl Liscombe (Apr. 3, 1945, vs. Boston)

– Ted Lindsay (Apr. 5, 1955, vs. Montréal)

MOST ASSISTS, ONE GAME: 4

– Dutch Reibel, Apr. 5, 1955, vs. Montréal;

– Sergei Fedorov (twice), Apr. 23, 1996 vs. Winnipeg and May 23, 1996 vs. Colorado

– Chris Chelios, Apr. 27, 2002 at Vancouver

– NICKLAS LIDSTROM, Apr. 21, 2007 vs. Calgary

MOST POINTS BY ROOKIE: 9 – Shawn Burr, 1987

MOST GOALS BY ROOKIE: 7 – Shawn Burr, 1987

MOST ASSISTS BY ROOKIE: 5 – Paul Woods, 1978; Sergei Fedorov, 1991

LONGEST POINT STREAK: 12 games – Gordie Howe, 1964

LONGEST GOAL STREAK: 5 games – Gordie Howe, 1949, '64; Ted Lindsay, 1952,

JOHAN FRANZEN, 2008

MOST POINTS BY ONE LINE, ONE YEAR: 51

– 1955 vs. Toronto, Montréal, 11 games (Gordie Howe, 9-11-20; Dutch Reibel, 5-7-12; Ted Lindsay, 7-12-19)

MOST THREE-GOAL GAMES, CAREER: 4

– Steve Yzerman, 1 in 1989, 1 in 1991, 1 in 1996, 1 in 1999

MOST THREE-GOAL GAMES, ONE YEAR: 2 – Norm Ullman, 1964; Petr Klima, 1988,

JOHAN FRANZEN, 2008

MOST THREE-GOAL GAMES, ONE SERIES: 2 – Norm Ullman, 1964,

JOHAN FRANZEN, 2008

MOST POWER-PLAY GOALS, CAREER: 26 – Steve Yzerman

MOST POWER-PLAY GOALS, ONE YEAR: 6

– Andy Bathgate, 1966, 12 games;

– Dino Ciccarelli, 1995, 16 games;

– Dino Ciccarelli, 1996, 17 games

MOST POWER-PLAY GOALS, ONE SERIES: (5)

– Andy Bathgate, 1966, vs. Chicago, 6 games

MOST POWER-PLAY GOALS, ONE GAME: 3

– Syd Howe, Mar. 23, 1939, vs. Montréal;

– Dino Ciccarelli (twice), Apr. 29, 1993, at Toronto, May 11, 1995, at Dallas

MOST POWER-PLAY GOALS, ONE PERIOD: 2

– Syd Howe, Mar. 23, 1939, third period vs. Montréal;

– Floyd Smith, Apr. 10, 1966, first period at Chicago;

– Dino Ciccarelli, Apr. 29, 1993, second period at Toronto

MOST POINTS, ONE PERIOD: 3

– Ted Lindsay, 3 goals, Apr. 5, 1955, second period vs. Montréal;

– Alex Delvecchio, 3 assists, Apr. 14, 1966, third period vs. Chicago;

– Vyacheslav Kozlov, 3 assists, May 21, 1995 third period vs. San Jose;

- Steve Yzerman, 1 goal, 2 assists, May 5, 1996, first period vs. St. Louis
- Sergei Fedorov, 1 goal, 2 assists, May 3, 1998, second period at Phoenix
- Brendan Shanahan, 2 goals, 1 assists, Apr. 23, 1999 first period vs. Anaheim
- Chris Chelios, 3 assists, Apr. 27, 2002, second period at Vancouver
- Mikael Samuelsson, 3 assists, May 22, 2007 at Anaheim
- HENRIK ZETTERBERG, 2 goals, 1 assist, May 1, 2008 second period vs. Colorado

MOST GOALS, ONE PERIOD: 3 - Ted Lindsay, Apr. 5, 1955, second period vs. Montréal

MOST ASSISTS, ONE PERIOD: 3#

- Alex Delvecchio, Apr. 14, 1966, third period vs. Chicago
- Vyacheslav Kozlov, May 21, 1995 third period vs. San Jose
- Chris Chelios, Apr. 27, 2002 second period at Vancouver
- Mikael Samuelsson, May 22, 2007 at Anaheim

MOST POINTS BY DEFENSEMAN, ONE YEAR: 19

- NICKLAS LIDSTROM, 1998, 22 games

MOST POINTS BY DEFENSEMAN, ONE GAME: 5

- Eddie Bush, Apr. 9, 1942, at Toronto (1 goal, 4 assists)

MOST GOALS BY DEFENSEMAN, ONE YEAR: 6

- Paul Coffey, 1995, 18 games
- NICKLAS LIDSTROM, 1998, 22 games

MOST ASSISTS BY DEFENSEMAN, ONE YEAR: 15

- NICKLAS KRONWALL, 2008, 22 games

MOST ASSISTS BY DEFENSEMAN, ONE GAME: 4

- Eddie Bush, Apr. 9, 1942, at Toronto;
- Chris Chelios, Apr. 27, 2002 at Vancouver
- NICKLAS LIDSTROM, Apr. 21, 2007 vs. Calgary

MOST GAME-WINNING GOALS, CAREER: 12 – Vyacheslav Kozlov

MOST GAME-WINNING GOALS, ONE YEAR: 5

- JOHAN FRANZEN, 2008

MOST SHORTHANDED GOALS, CAREER: 5

- KIRK MALTBY

MOST SHORTHANDED GOALS, GAME: 1 (several times)

- Most recent KIRK MALTBY, May 13, 2007 vs. Anaheim

MOST OVERTIME GOALS, CAREER: 2

- Leo Reise, Mud Bruneteau, Syd Howe, Ted Lindsay, Vyacheslav Kozlov, Brendan Shanahan, JOHAN FRANZEN

MOST OVERTIME GOALS, ONE YEAR: 2 – Leo Reise, 1950

FASTEST GOAL FROM START OF GAME: 9 seconds

- Gordie Howe, Apr. 1, 1954, vs. Toronto against Harry Lumley

FASTEST TWO GOALS: *5 seconds

- Norm Ullman, Apr. 11, 1965, second period vs. Chicago, 17:35, 17:40 against Glenn Hall

MOST PENALTY MINUTES, CAREER: 218 – Gordie Howe

MOST PENALTY MINUTES, ONE YEAR: 71 – Joe Kocur, 1987, 16 games

MOST PENALTY MINUTES, ONE GAME: 29

- Randy McKay, Apr. 12, 1991, vs. St. Louis, 2 minors, 3 majors, game misconduct

MOST GAMES BY GOALTENDER, CAREER: 110 – CHRIS OSGOOD

MOST GAMES BY GOALTENDER, ONE YEAR: 23, Chris Osgood, 2008 and Dominik Hasek, 2002

MOST MINUTES BY GOALTENDER, ONE YEAR: 1455 – Dominik Hasek, 2002, 23 games

MOST SHUTOUTS, CAREER: 14 – CHRIS OSGOOD

MOST SHUTOUTS, ONE YEAR: 6

- DOMINIK HASEK, 2002 vs. Vancouver, St. Louis, Colorado, Carolina 23 games

LONGEST SHUTOUT SEQUENCE, ONE YEAR: 248 minutes, 32 seconds

- Norm Smith, 1936, vs. Montréal Maroons

LONGEST SHUTOUT SEQUENCE, ONE GAME: 176 minutes, 30 seconds

- Norm Smith, Mar. 24-25, 1936, at Montréal; Detroit 1, Montréal Maroons 0; winning goal by Mud Bruneteau

SHUTOUT BY DETROIT GOALIE IN PLAYOFF DEBUT:

- Norm Smith, Mar. 24-25, 1936, at Montréal; Detroit 1, Montréal Maroons 0, 6 OTs;
- Chris Osgood, Apr. 20, 1994, vs. San Jose; Detroit 4, San Jose 0

*-NHL record #Shares NHL record ACTIVE PLAYERS IN CAPITALS

RED WINGS' PLAYOFF SCORING LEADERS

	GP	G	A	PTS
Steve Yzerman	196	70	115	185
NICKLAS LIDSTROM	235	46	119	165
Sergei Fedorov	162	50	113	163
Gordie Howe	154	67	91	158
Alex Delvecchio	121	35	69	104
Ted Lindsay	123	44	44	88
TOMAS HOLMSTROM	152	38	43	81
Vyacheslav Kozlov	114	42	37	79
HENRIK ZETTERBERG	85	39	37	76
Norm Ullman	80	27	47	74
Brendan Shanahan	106	33	41	74
PAVEL DATSYUK	98	22	41	63
Igor Larionov	105	20	39	59
Sid Abel	96	28	30	58
Paul Coffey	49	14	36	50
Darren McCarty	167	21	26	57
JOHAN FRANZEN	63	29	22	51
KRIS DRAPER	194	24	21	45
Syd Howe	68	17	27	44
Bob Probert	63	14	29	43
Carl Liscombe	57	22	18	40
Gerard Gallant	58	18	21	39
Adam Oates	38	12	27	39
Martin Lapointe	86	17	22	39
Mud Bruneteau	77	23	14	37
Red Kelly	94	16	21	37
Doug Brown	71	16	19	35
Mikael Samuelsson	69	13	22	35
Larry Murphy	67	7	27	34
Joe Carveth	57	19	14	33
Shawn Burr	79	16	17	33
VALTERI FILPPULA	63	11	21	32
Dino Ciccarelli	47	24	8	32
KIRK MALTBY	169	16	15	31
DAN CLEARY	69	15	16	31
Marcel Pronovost	118	7	23	30
Don Grosso	44	15	14	29
Marty Pavelich	91	13	15	28
Chris Chelios	103	3	25	28
Jiri Hudler	51	9	19	28
NIKLAS KRONWALL	51	2	25	27
Petr Klima	31	13	14	27
BRIAN RAFALSKI	40	7	19	26
Steve Chiasson	46	12	14	26
Metro Prystai	43	12	14	26
Brent Ashton	32	11	14	25
Brett Hull	39	13	11	24
Robert Lang	36	9	14	23
Ray Sheppard	42	14	9	23
Herbie Lewis	38	13	10	23
Floyd Smith	44	12	11	23
Bruce MacGregor	55	9	14	23
Marty Berry	23	9	12	21
John Chabot	22	5	16	21
Viacheslav Fetisov	78	1	19	20
John Wilson	50	11	9	20
Vic Stasiuk	40	10	10	20
John Sorrell	31	8	12	20
Dutch Reibel	35	6	14	20
ACTIVE PLAYERS IN BOLD CAPITALS				

DETROIT GOALTENDERS' ALL-TIME PLAYOFF RECORDS

PLAYER	YRS	GP	W	L	T	GA	SO	AVG
CHRIS OSGOOD	11	110	67	37		221	14	2.02
Terry Sawchuk	10	84	47	37		209	11	2.51
Mike Vernon	3	42	30	12		88	2	2.08
Dominik Hasek	3	45	28	17		89	8	1.91
Harry Lumley	5	54	24	30		129	6	2.26
John Mowers	4	32	19	13		80	2	2.45
Greg Stefan	5	30	12	17		99	1	3.53
Tim Cheveldae	3	25	9	15		71	0	3.00
Roger Crozier	4	23	9	12		57	1	2.59
Glen Hanlon	3	18	9	6		42	3	2.58
Norm Smith	2	12	9	2		18	3	1.28
Glenn Hall	2	15	6	9		43	0	2.86
Cecil Thompson	2	11	5	6		27	1	2.32
Wilf Cude	1	9	4	5		21	1	2.21
Curtis Joseph	2	13	4	8		22	1	1.64
Manny Legace	3	11	4	6		27	0	2.54
Earl Robertson	1	6	3	2		8	2	1.71
John Ross Roach	1	4	2	2		8	1	2.00
Bill Ranford	1	4	2	2		10	1	3.28
Jim Rutherford	1	3	2	1		12	0	4.00
Ralph Almas	1	5	1	3		13	0	3.00
Hank Bassen	2	5	1	3		11	0	2.44
Bob Champoux	1	1	1	0		4	0	4.00
Connie Dion	1	5	1	4		17	0	3.40
Ron Low	1	4	1	3		17	0	4.25
Vincent Riendeau	1	2	1	0		4	0	3.29
Bob Essensa	1	4	0	2		9	0	4.95
Norm Maracle	2	2	0	0		3	0	3.10
Allan Bester	1	1	0	0		1	0	3.00
Alex Connell	1	2	0	1	1	3	0	1.50
Clarence Dolson	1	2	0	2		7	0	3.50
Roy Edwards	1	4	0	3		11	0	3.14
Jim Franks	1	1	0	1		2	0	3.00
Corrado Micallef	1	3	0	0		8	0	9.80
Eddie Mio	1	1	0	1		3	0	2.86
Sam St. Laurent	1	1	0	0		1	0	6.00
Kevin Hodson	4	1	0	0		0	0	0.00
Ty Conklin	1	1	0	0		0	0	0.00

ACTIVE PLAYERS IN BOLD CAPITALS

RED WINGS IN NHL ALL-STAR GAMES

SKATERS	GP	YEARS
* Gordie Howe	22	48, 49, 50, 51, 52, 53, 54, 55, 57, 58, 59, 60, 61, 62, 63, 64, 65, 67, 68, 69, 70, 71
* Alex Delvecchio	13	53, 54, 55, 56, 57, 58, 59, 61, 62, 63, 64, 65, 67
* NICKLAS LIDSTROM	11	96, 98, 99, 2000, 01, 02, 03, 04, 07, 08, 09
Ted Lindsay	10	57, 48, 49, 50, 51, 52, 53, 54, 55, 56
Steve Yzerman	10	84, 88, 89, 90, 91, 92, 93, 97, 99#, 2000
* Red Kelly	9	50, 51, 52, 53, 54, 55, 56, 57, 58
* Marcel Pronovost	9	50, 54, 55, 57, 58, 59, 60, 61, 63
* Norm Ullman	8	55, 60, 61, 62, 63, 64, 67, 68
John Ogradnick	5	81, 82, 84, 85, 86
Brendan Shanahan	5	97, 98, 99, 2000, 02
Sergei Fedorov	6	92, 94, 96, 01, 02, 03
PAVEL DATSYUK	4	2002, 04, 08, 09
* Marty Pavelich	4	50, 52, 54, 55
* Bob Goldham	4	50, 52, 54, 55
Jack Stewart	3	47, 48, 49
* Sid Abel	3	49, 50, 51
* Metro Prystai	3	50, 53, 54
Reed Larson	3	78, 80, 81
Paul Coffey	3	93, 94, 96
+ Ebbie Goodfellow	2	37, 39
Bill Quackenbush	2	47, 48
* Leo Reise	2	50, 51
* Tony Leswick	2	52, 54
Frank Mahovlich	2	69, 70
Red Berenson	2	72, 74
Viacheslav Fetisov	2	97, 98
Chris Chelios	2	2000, 02
+ Herbie Lewis	1	34
+ Syd Howe	1	39
+ Marty Barry	1	37
+ Larry Aurie	1	34
Bud Poile	1	48
Reg Sinclair	1	52
Bill Gadsby	1	65
Carl Brewer	1	70
Gary Bergman	1	72
Mickey Redmond	1	74
Marcel Dionne	1	75
Dan Maloney	1	76
Nick Libett	1	77
Willie Huber	1	83
Bob Probert	1	88
Steve Chiasson	1	93
Igor Larionov	1	98
Larry Murphy	1	99
<div style="border: 1px solid red; padding: 10px; margin-top: 10px;"> <p>#Did not play due to injury.</p> <p>*Includes games as member of defending Stanley Cup champions in '50, '54 or '55.</p> <p>+Appeared in Bailey ('34), Morenz ('37), Seibert ('39) benefit All-Star games.</p> <p>24 other Red Wings appeared in All-Star games, but only as members of defending Stanley Cup champions in '50, '54 or '55.</p> <p>ACTIVE PLAYERS IN BOLD CAPITALS</p> </div>		
GOALTENDERS	GP	YEARS
* Terry Sawchuk	7	50, 51, 52, 53, 54, 59, 63
* Glenn Hall	2	55, 56
CHRIS OSGOOD	2	96, 08
+ Norm Smith	1	37
Tim Cheveldae	1	92
Dominik Hasek	1	02
COACHES	GC	YEARS
* Tommy Ivan	4	48, 49, 50, 52
Sid Abel	4	61, 63, 64, 67
Scotty Bowman	3	96, 2000, 02
* Jimmy Skinner	2	54, 55
+ Jack Adams	1	37
Dave Lewis	1	04
MIKE BABCOCK	1	08

DETROIT CHAMPIONSHIPS, STANLEY CUP FINALS


STANLEY CUP: 1936, 37, 43, 50, 52, 54, 55, 97, 98, 2002, 2008

LEAGUE CHAMPIONS/BEST REGULAR-SEASON RECORD: 35-36, 36-37, 42-43, 48-49, 49-50, 50-51, 52-53, 53-54, 54-55, 56-57, 64-65, 95, 95-96, 01-02, 03-04, 05-06, 07-08

DIVISION CHAMPIONS (REGULAR SEASON): American Division: 1933-34, 1934-35, 35-36, 36-37; Norris Division: 87-88, 88-89, 91-92; Central Division: 93-94, 95, 95-96, 98-99, 2000-01, 2001-02, 2002-03, 2003-04, 2005-06, 2006-07, 2007-08, 2008-09

DIVISION CHAMPIONS (PLAYOFFS): Norris Division: 1987, 88

STANLEY CUP FINALISTS: 1934, 36, 37, 41, 42, 43, 45, 48, 49, 50, 52, 54, 55, 56, 61, 63, 64, 66, 95, 97, 98, 2002, 2008, 2009



RED WINGS' ENTRY DRAFT SELECTIONS

(Since Inception in 1963)

Round	Overall				
1963		3 Robbie Neale	43	14 Roland Cloutier	178
1 Pete Mahovlich	2	4 Mike Korney	59	15 Ed Hill	181
2 Bill Cosburn	8	5 Blair Stewart	75	16 Val James	184
1964		6 Glen Cikello	91	17 Grant Morin	185
1 Claude Gauthier	1	7 Brian Middleton	107	1978	
2 Brian Watts	7	8 Dennis Polonich	123	1 Willie Huber	9
3 Ralph Buchanan	13	9 Dennis O'Brien	135	1 Brent Peterson	12
4 Ronald LeClerc	19	9 Tom Newman	138	2 Glenn Hicks	28
1965		9 Ray Bibeau	139	2 Al Jensen	31
1 George Forge	3	10 Kevin Neville	151	3 Doug Derkson	53
2 Bob Birdsell	8	10 Ken Gibb	154	4 Bjorn Skaare	62
1966		10 Mitch Brandt	155	5 Ted Nolan	78
1 Steve Atkinson	6	1974		6 Sylvain Locas	95
2 Jim Whitaker	12	1 Bill Lothead	9	7 Wes George	112
3 Lee Carpenter	18	3 Dan Mandryk	44	8 John Barrett	129
4 Grant Cole	24	3 Bill Evo	45	9 Jim Malazdrewicz	146
1967		4 Michel Bergeron	63	10 Geoff Shaw	163
1 Ron Barkwell	9	5 John Taft	81	11 Carl VanHarrewyn	178
2 Alan Karlander	17	6 Don Dufek	99	12 Ladislav Svozil	194
1968		7 Jack Carlson	117	13 Tom Bailey	208
1 Steve Andrascik	11	8 Gregg Steele	134	14 Larry Lozinski	219
2 Herb Boxer	17	9 Glen McLeod	151	15 Randy Betty	224
1969		1975		16 Brian Crawley	226
1 Jim Rutherford	10	1 Rick Lapointe	5	17 Doug Feasby	228
2 Ron Garwasiuk	21	2 Jerry Rollins	23	1979	
3 Wayne Hawrysh	33	3 Al Cameron	37	1 Mike Foligno	3
4 Warren Chernecki	45	3 Blair Davidson	45	3 Jody Gage	45
5 Wally Olds	57	3 Clarke Hamilton	50	3 Boris Fistric	46
1970		4 Mike Wirachowski	59	4 John Ogrodnick	66
1 Serge Lajeunesse	12	5 Mike Wong	77	5 Joe Paterson	87
2 Bob Guindon	26	6 Mike Harazny	95	6 Carmine Cirella	108
3 Yvon Lambert	40	7 Jean-Luc Phaneuf	113	1980	
4 Tom Johnstone	54	8 Steve Carlson	131	1 Mike Blaisdell	11
5 Tom Mellor	68	9 Gary Vaughn	148	3 Mark Osborne	46
6 Bernard McNeil	82	10 Jean Thibodeau	164	5 Mike Corrigan	88
7 Ed Hays	95	11 Dave Hanson	176	6 Wayne Crawford	109
1971		11 Robin Larson	178	7 Mike Braun	130
1 Marcel Dionne	2	1976		8 John Beukeboom	151
2 Henry Boucha	16	1 Fred Williams	4	9 Dave Miles	172
3 Ralph Hostopiavouri	30	2 Reed Larson	22	10 Brian Rorabeck	193
4 George Hulme	44	3 Fred Berry	40	1981	
5 Earl Anderson	58	4 Kevin Schamehorn	58	2 Claude Loiselle	23
6 Charlie Shaw	72	5 Dwight Schofield	76	3 Corrado Micalef	44
7 Jim Nahrang	86	6 Tony Horvath	94	5 Larry Trader	86
8 Bob Boyd	100	7 Fern LeBlanc	111	6 Gerard Gallant	107
1972		8 Claude Legris	120	7 Greg Stefan	128
2 Pierre Guite	26	1977		8 Rick Zombo	149
3 Bob Kreiger	42	1 Dale McCourt	1	9 Don LeBlanc	170
4 Danny Gruen	68	3 Rick Vasko	37	10 Robert Nordmark	191
5 Dennis Johnson	74	4 John Hilworth	55	1982	
6 Bill Miller	90	5 Jim Korn	73	1 Murray Craven	17
7 Glen Seperich	106	6 Jim Baxter	91	2 Yves Courteau	23
8 Mike Ford	122	7 Randy Wilson	109	3 Carmine Vani	44
9 George Kuzmicz	138	8 Ray Roy	125	4 Craig Cox	66
12 Dave Arundel	150	9 Kip Churchill	141	5 Brad Shaw	86
1973		10 Lance Gatoni	155	6 Claude Vilgrain	107
1 Terry Richardson	11	11 Rob Plumb	163	7 Greg Hudas	128
3 Nelson Pyatt	39	12 Alan Belanger	170	8 Pat Lahey	149
		13 Dean Willers	175	9 Gary Cullen	170

10 Brent Meckling	191	6 Sean Clifford	116	7 Greg Scott	166
11 Mike Stern	212	7 Mike Goyer	137	8 Justin Krall	183
12 Shaun Reagan	233	8 Kevin Scott	158	8 C.J. Denomme	189
1983		9 Mikko Haapakoski	179	9 Jeff Walker	214
1 Steve Yzerman	4	10 Darin Bannister	200	10 Dan McGillis	238
2 Lane Lambert	25	11 Craig Quinlan	221	11 Ryan Bach	262
3 Bob Probert	46	12 Tomas Jansson	242	1993	
4 Dave Korol	70	1988		1 Anders Eriksson	22
5 Petr Klima	88	1 Kory Kocur	17	2 Jon Coleman	48
5 Joe Kocur	91	2 Serge Anglehart	38	3 Kevin Hilton	74
6 Chris Pusey	109	3 Guy Dupuis	47	4 John Jakopin	97
7 Bob Pierson	130	3 Petr Hrbek	59	4 Benoit Larose	100
8 Craig Butz	151	4 Sheldon Kennedy	80	5 Norm Maracle	126
9 Dave Sikorski	172	7 Kelly Hurd	143	6 Tim Spitzig	152
10 Stu Grimson	193	8 Brian McCormack	164	7 Yuri Yeresko	178
11 Jeff Frank	214	9 Jody Praznik	185	8 Viteslav Skuta	204
12 Chuck Chiatto	235	10 Glenn Goodall	206	9 Ryan Shanahan	230
1984		11 Darren Colbourne	227	10 Jim Kosecki	256
1 Shawn Burr	7	12 Don Stone	248	11 Gord Hunt	282
2 Doug Houda	28	1989		1994	
3 Milan Chalupa	49	1 Mike Sillinger	11	1 Yan Golubovsky	23
5 Mats Lundstrom	91	2 Bob Boughner	32	2 Mathieu Dandenault	49
6 Randy Hansch	112	3 Nicklas Lidstrom	53	3 Sean Gilliam	75
7 Stefan Larsson	133	4 Sergei Fedorov	74	5 Frederic Deschenes	114
8 Lars Karlsson	152	5 Shawn McCosh	95	5 Doug Battaglia	127
8 Urban Nordin	154	6 Dallas Drake	116	6 Pavel Agarkov	153
9 Bill Shibicky	175	7 Scott Zygluski	137	8 Jason Elliot	205
10 Jay Rose	195	8 Andy Suhy	158	9 Jeff Mikesch	231
11 Tim Kaiser	216	9 Bob Jones	179	10 Tomas Holmstrom	257
12 Tom Nickolau	236	10 Greg Bignell	200	11 Toivo Suursoo	283
1985		11 Rick Judson	204	1995	
1 Brent Fedyk	8	11 Vladimir Konstantinov	221	1 Maxim Kuznetsov	26
2 Jeff Sharples	29	12 Joseph Frederick	242	2 Philippe Audet	52
3 Steve Chiasson	50	12 Jason Glickman	246	3 Darryl Laplante	58
4 Mark Gowans	71	1990		4 Anatoly Ustugov	104
5 Chris Luongo	92	1 Keith Primeau	3	5 Chad Wilchynski	125
6 Randy McKay	113	3 Vyacheslav Kozlov	45	5 David Arsenault	126
7 Thomas Bjühr	134	4 Stewart Malgunas	66	6 Tyler Perry	156
8 Mike Luckraft	155	5 Tony Burns	87	7 Per Eklund	182
9 Rob Schenna	176	6 Claude Barthe	108	8 Andrei Samokvalov	208
10 Eerik Hamalainen	197	7 Jason York	129	9 David Engblom	234
11 Bo Svanberg	218	8 Wes McCauley	150	1996	
12 Mikael Lindman	239	9 Anthony Gruba	171	1 Jesse Wallin	26
1986		10 Travis Tucker	192	2 Aren Miller	52
1 Joe Murphy	1	11 Brett Larson	213	4 Johan Forsander	108
2 Adam Graves	22	12 John Hendry	234	5 Michal Podolka	135
3 Derek Mayer	43	1991		6 Magnus Nilsson	144
4 Tim Cheveldae	64	1 Martin Lapointe	10	6 Alexandre Jacques	162
5 Johan Garpenlov	85	2 Jamie Pushor	32	7 Colin Beardsmore	189
6 Jay Stark	106	3 Chris Osgood	54	8 Craig Stahl	215
7 Per Djoos	127	4 Michael Knuble	76	9 Eugeny Afanasiev	241
8 Dean Morton	148	5 Dimitri Motkov	98	1997	
9 Marc Potvin	169	7 Igor Malykhin	142	2 Yuri Butsayev	49
10 Scott King	190	9 Jim Birmingham	186	3 Petr Sykora	76
11 Tom Bissett	211	10 Jason Firth	208	4 Quintin Lang	102
12 Peter Ekroth	232	11 Bart Turner	230	5 John Wikstrom	129
1987		12 Andrew Miller	252	6 B.J. Young	157
1 Yves Racine	11	1992		7 Mike Lacey	186
2 Gord Kruppke	32	1 Curt Bowen	22	8 Steve Wilejto	213
3 Bob Wilkie	41	2 Darren McCarty	46	9 Greg Willers	239
3 Dennis Holland	52	3 Sylvain Cloutier	70		
4 Mark Reimer	74	5 Mike Sullivan	118		
5 Radomir Brazda	95	6 Jason MacDonald	142		

RED WINGS' ENTRY DRAFT SELECTIONS

(Continued)

1998

1 Jiri Fischer	25
2 Ryan Barnes	55
2 Tomek Valtonen	56
3 Jake McCracken	84
4 Brent Hobday	111
5 Calle Steen	142
6 Adam Deleeuw	151
6 Pavel Datsyuk	171
7 Jeremy Goetzinger	198
8 David Petrasek	226
9 Petja Pietilainen	256

1999

4 Jari Tolsa	120
5 Andrei Maximenko	149
6 Kent McDonell	181
7 Henrik Zetterberg	210
8 Anton Borodkin	238
9 Ken Davis	266

2000

1 Niklas Kronwall	29
2 Tomas Kopecky	38
4 Stefan Liv	102
4 Dmitri Semyenov	127
4 Alexander Seluyanov	128
4 Aaron Van Leusen	130
6 Per Backer	187
6 Paul Ballantyne	196
7 Jimmie Svensson	228
8 Todd Jackson	251
8 Evgeni Bumagin	260

2001

2 Igor Grigorenko	62
4 Drew MacIntyre	121
4 Miroslav Blatak	129
5 Andreas Jamtin	157
6 Nick Pannoni	195
8 Dmitri Bykov	258
9 Francois Senez	288

2002

2 Jiri Hudler	58
2 Tomas Fleischmann	63
3 Valtteri Filppula	95
4 Johan Berggren	131
5 Logan Koopmans	166
6 James Cuddihy	197
7 Derek Meech	229
8 Pierre-Olivier Beaulieu	260
9 Christian Soderstrom	262
9 Jonathan Ericsson	291

2003

2 James Howard	64
4 Kyle Quincey	132
5 Ryan Oulahan	164
6 Andreas Sundin	170
6 Stefan Blom	194
7 Tomas Kollar	226
8 Vladimir Kutny	258
9 Mikael Johansson	289

2004

3 Johan Franzen	97
4 Evan McGrath	128
5 Siarhei Kolasau	151
5 Tyler Haskins	162
6 Anton Axelsson	192
7 Steven Covington	226
8 Gennady Stolyarov	257
9 Nils Backstrom	290

2005

1 Jakub Kindl	19
2 Justin Abdelkader	42
3 Christofer Lofberg	80
4 Mattias Ritola	103
5 Darren Helm	132
5 Johan Ryno	137
5 Jeff May	151
6 Juho Mielonen	175
7 Bretton Stamler	214

2006

2 Cory Emmerton	41
2 Shawn Matthias	47
2 Dick Axelsson	62
3 Daniel Larsson	92
6 Jan Mursak	182
7 Nick Oslund	191
7 Logan Pyett	212

2007

1 Brendan Smith	27
3 Joakim Andersson	88
5 Randy Cameron	148
6 Zack Torquato	178
7 Bryan Rufenach	208

2008



1 Thomas McCollum	30
3 Max Nicastro	91
4 Gustav Nyquist	121
5 Julien Cayer	151
6 Stephen Johnston	181
7 Jesper Samuelsson	211

2009

2 Landon Ferraro	32
2 Tomas Tatar	60
3 Andrej Nestrasil	75
3 Gleason Fournier	90
5 Nick Jensen	150
6 Mitchell Callahan	180
7 Adam Amlqvist	210

SUPPLEMENTAL DRAFT

1987 — Mike LaMoine	
1988 — Gary Shuchuk	
1989 — Brad Kreick	
1990 — Mike Casselman; Don Oliver	
1991 — Kelly Sorensen	



RED WINGS' ALL-TIME PLAYER TRANSACTIONS

1926-27 SEASON THROUGH 1929

ACQUIRED:

- 1927 DUKE KEATS and ARCHIE BRIDEN from Boston for Frank Frederickson and Harry Meeking.
1927 RUSS OATMAN sold to Montréal Maroons for \$9,500
1927 PETE BELLEFEUILLE from Toronto for Slim Halderson
1927 GEORGE HAY and PERCY TRAUB from Chicago for \$15,000
1927 BILL BRYDGE from Toronto for Art Duncan
1927 CARSON COOPER from Boston for Fred Gordon
1927 REG NOBLE from Montréal Maroons for \$7,500
1927 STAN BROWN from New York Rangers for Archie Briden
1927 LARRY AURIE from London (Canadian Pro League) for cash
1927 GORD FRASER from Chicago for Duke Keats
1928 JIM HERBERTS from Toronto for Jack Arbour and \$12,500
1928 BOB CONNORS and rights to EBBIE GOODFELLOW from New York Americans for John Sheppard
1928 HERB LEWIS from Duluth (U.S. Hockey League) for \$5,000
1928 CLARENCE "DOLLY" DOLSON from London (Canadian Pro League) for cash
1929 HAROLD HICKS from Montréal Maroons for cash
1929 BILL BEVERIDGE from Ottawa Senators on loan

1930s

- 1930 JOHN SORRELL from London (International League) for cash
1931 LEROY GOLDSWORTHY from London (International League) for Harold Hicks
1931 ALEX CONNELL, HEC KILREA, ALEX SMITH, DANNY COX and ART GAGNE on loan from Ottawa, which folded after 31-32 season
1931 DOUG YOUNG from Cleveland (International League) in inter-league draft
1931 FRANK CARSON and HAP EMMS from New York Americans for Bert McInenly and Tom Filmore
1932 JOHN ROSS ROACH from New York Rangers for \$11,000
1932 CARL VOSS from New York Rangers for \$5,500
1933 GORD PETTINGER from New York Rangers for cash
1933 FRED ROBERTSON from Toronto for \$6,500
1933 COONEY WEILAND from Ottawa for Carl Voss
1934 TED GRAHAM from Montréal Maroons for Stu Evans
1934 WILF CUDE from Montréal Canadiens on loan for season
1934 LLOYD GROSS from Boston for \$2,500
1934 TOM ANDERSON and YANK BOYD from Philadelphia (Canadian-American League) for cash
1934 WALLY KILREA from Montréal Maroons for Gus Marker
1934 GEORGE PATTERSON from Boston for Gene Carrigan
1934 NORMIE SMITH from St. Louis Eagles for Burr Williams
1935 BUCKO McDONALD, DESSE ROCHE and EARL ROCHE from Buffalo (International League) for George Patterson and Lloyd Gross
1935 SYD HOWE and SCOTTY BOWMAN from St. Louis Eagles for Ted Graham and \$50,000
1935 MARTY BARRY and ART GIROUX from Boston for Cooney Weiland and Walt Buswell
1935 HEC KILREA from Toronto for \$7,500
1935 PETE KELLY from St. Louis Eagles in dispersal draft
1937 KEN DORATY from Cleveland (International League) for cash
1937 RED BEATTIE from Boston for Gord Pettinger
1937 ALEX MOTTER from Boston for Clarence Drouillard
1938 EDDIE WARES from New York Rangers for John Sherf and \$12,500
1938 JOE LAMB from New York Americans for Red Beattie
1938 CHARLIE CONACHER from Toronto for \$16,000
1938 CHARLIE MASON from New York Rangers for cash
1938 CECIL THOMPSON from Boston for Jim Franks and \$15,000

- 1938 BILL THOMSON and \$10,000 from Toronto for Bucko McDonald
- 1939 PHIL BESLER from Chicago for Charlie Mason
- 1939 CECIL DILLON from New York Rangers for cash

1940s

- 1940 HAROLD JACKSON from Providence (American League) for Cecil Dillon and Eddie Bush
- 1941 DUTCH HILLER from New York Rangers for \$5,000
- 1942 PAT McREAVY from Boston for Dutch Hiller
- 1942 EDDIE BUSH from Providence (American League) for Bob Whitelaw and Buck Jones
- 1942 PAT EGAN, MURRAY ARMSTRONG and HARRY WATSON from New York Americans for \$35,000 after that club folded
- 1944 BILL HOLLETT from Boston for Pat Egan
- 1945 EARL SIEBERT from Chicago for Don Grosso, Byron McDonald and Cully Simon
- 1945 FERN GAUTHIER and ROLLIE ROSSINGNOL from Montréal Canadiens for Billy Reay
- 1946 BILLY TAYLOR from Toronto for Harry Watson.
- 1946 DOUG BALDWIN and RAY POWELL from Toronto for Gerry Brown
- 1946 ROY CONACHER from Boston for Joe Carvath
- 1946 PETE HORECK and LEO REISE from Chicago for Adam Brown and Ray Powell
- 1947 JIM McFADDEN from Buffalo (American League) for Les Douglas and Hal Jackson
- 1947 BEP GUIDOLIN from Boston for Billy Taylor
- 1948 GEORGE GEE and BUD POILE from Chicago for Jim Conacher, Bep Guidolin and Doug McCaig
- 1949 STEVE BLACK from St. Louis (American League) for cash
- 1949 PETE BABANDO, PETE DURHAM, CLARE MARTIN and JIM PETERS from Boston for Pete Horeck and Bill Quackenbush
- 1949 JOE CARVETH from Montréal for Calum Mackay and cash

1950s

- 1950 BOB GOLDDHAM, JIM HENRY, METRO PRYSTAI and GAYE STEWART from Chicago for Pete Babando, Al Dewsbury, Harry Lumley, Don Morrison and Jack Stewart
- 1950 BERT OLMSTEAD and VIC STASIUK from Chicago for Lee Fogolin and Steve Black
- 1950 LEO GRAVELLE and cash from Montréal for Bert Olmstead
- 1951 TONY LESWICK from New York for Gaye Stewart
- 1951 \$75,000 from Chicago for George Gee, Clare Martin, Jim McFadden, Max McNab, Jim Peters and Clare Raglan
- 1952 RED SINCLAIR from New York for Leo Reise
- 1954 LORNE DAVIS and cash from Chicago for Metro Prystai
- 1955 DAVE CREIGHTON, BUCKY HOLLINGWORTH and JERRY TOPPAZZINI from Chicago for Tony Leswick, Glen Skov, Johnny Wilson and Benny Woit
- 1955 BILLY DEA and DOLPH KUKOLOWICZ from New York for Dave Creighton and Bronco Horvath
- 1955 GILLES BOISVERT, REAL CHEVREFILS, NORM CORCORAN, WARREN GODFREY and ED SANFORD from Boston for Marcel Bonin, Lorne Davis, Terry Sawchuk and Vic Stasiuk
- 1955 MURRAY COSTELLO and LORNE FERGUSON from Boston for Real Chevrefils and Jerry Toppazzini
- 1955 METRO PRYSTAI from Chicago for Ed Sanford
- 1957 TERRY SAWCHUK from Boston for John Bucyk and cash
- 1957 HANK BASSEN, FORBES KENNEDY, BILL PRESTON and JOHNNY WILSON from Chicago for Glenn Hall and Ted Lindsay
- 1957 BOB BAILEY, HEC LALANDE, JACK McINTYRE and NICK MICKOSKI from Chicago for Billy Dea, Bill Dineen, Lorne Ferguson and Dutch Reibel
- 1959 BARRY CULLEN from Toronto for Johnny Wilson
- 1959 JIM MORRISON from Boston for Nick Mickoski

1960s

- 1960 MARC REAUME from Toronto for Red Kelly
- 1960 HOWIE GLOVER from Chicago for Jim Morrison

- 1960 ALLAN JOHNSON from Montréal for cash
 1960 PETE CONACHER from Buffalo (American League) for Barry Cullen
 1961 HOWIE YOUNG from Hershey (American League) for Marc Reaume
 1961 LEO LABINE and VIC STASIUK from Boston for Gary Aldcorn, Tom McCarthy and Murray Oliver
 1961 BILL GADSBY from New York for Les Hunt and cash
 1961 ED LITZENBERGER from Chicago for Gerry Melnyk and Brian Smith
 1961 NOEL PRICE from New York for Pete Goegan and cash
 1962 DOUG BARKLEY from Chicago for Len Lunde and John McKenzie
 1962 PETE GOEGAN from New York for Noel Price
 1962 ANDRE PRONOVOST from Boston for Forbes Kennedy
 1963 ROGER CROZIER and RON INGRAM from Chicago for Howie Young
 1963 WARREN GODFREY from Boston for Gerry Odrowski
 1964 AL LANGLOIS from New York for Ron Ingram
 1964 AUTRY ERICKSON and RON MURPHY from Chicago for Ian Cushenan, John Miszuk and Art Stratton
 1965 ANDY BATHGATE, BILLY HARRIS and GARRY JARRETT from Toronto for Autry Erickson, Larry Jeffrey, Eddie Joyal, Lowell MacDonald and Marcel Pronovost
 1965 BOB McCORD, AB McDONALD and KEN STEPHANSON from Boston for Bob Dillabough, Ron Harris, Al Langlois and Parker MacDonald
 1965 PARKER MacDONALD from Boston for Pit Martin
 1966 LEO BOIVIN and DEAN PRENTICE from Boston for Gary Doak, Ron Murphy, Bill Lesuk and Rick Smith
 1966 HOWIE YOUNG from Chicago for Murray Hall, Al LeBrun and Rick Morris
 1967 JOHN BRENNEMAN from St.Louis for Craig Cameron, Don Giesebrecht and Larry Hornung
 1967 JEAN GUY TALBOT and DAVE RICHARDSON from Minnesota for Duke Harris and Bob McCord
 1968 KENT DOUGLAS from Oakland for John Brenneman, Ted Hampson and Bert Marshall
 1968 CARL BREWER, PETE STEMKOWSKI, FRANK MAHOVLICH and GARRY UNGER from Toronto for Floyd Smith, Norm Ullman and Paul Henderson
 1968 BOB BAUN and RON HARRIS from Oakland for Gary Jarrett, Doug Roberts, Chris Worthy and Howie Young
 1968 TERRY SAWCHUK from Los Angeles for Jimmy Peters Jr.
 1968 POUL POPIEL from Los Angeles for Ron Anderson
 1969 WAYNE CONNELLY from Minnesota for Danny Lawson
 1969 GARRY MONAHAN and DOUG PIPER from Montréal for Bart Crashley and Pete Mahovich
 1969 LARRY JEFFREY from New York for Terry Sawchuk and Sandy Snow
 1969 BILLY DEA from Pittsburgh for Mike McMahon

1970s

- 1970 DALE ROLFE, GARY CROTEAU and LARRY JOHNSTON from Los Angeles for Garry Monahan, Matt Ravlich and Brian Gibbons
 1970 TOM WEBSTER from Buffalo for Roger Crozier
 1970 LARRY BROWN and DON LUCE from New York for Pete Stemkowski and Steve Andrascik
 1970 \$30,000 waiver price from Buffalo for Bob Baun
 1971 BILL COLLINS, GUY CHARRON and MICKEY REDMOND from Montréal for Frank Mahovich
 1971 ARNIE BROWN, MIKE ROBITAILLE and TOM MILLER from New York for Larry Brown and Bruce MacGregor
 1971 RED BERENSON and TIM ECCLESTONE from St. Louis for Garry Unger and Wayne Connelly
 1971 JOE DALEY from Buffalo for Mike Robitaille and Don Luce
 1971 LEON ROCHEFORT from Montréal for Kerry Ketter
 1971 AB McDONALD, BOB WALL and MIKE LOWE from St. Louis for Carl Brewer
 1971 RON STACKHOUSE from California for Tom Webster
 1971 ART STRATTON from Seattle (Western League) for cash
 1971 BILL SUTHERLAND from St. Louis for cash
 1971 BOB COOK from Vancouver for cash

1971 JIM KRULICKI from NYRangers for Dale Rolfe
 1972 RALPH STEWART from Vancouver for Jim Niekamp
 1972 RICK NEWELL and GARY DOAK from New York Rangers for first-round pick in 1972 Entry Draft
 1972 DENIS DeJORDY and DONN McLAUGHLIN from New York Islanders for Arnie Brown and Gerry Gray
 1973 ROY EDWARDS from Pittsburgh for second-round pick in 1973 and '74 entry drafts
 1973 BILL HOGABOAM from Atlanta for Leon Rochefort
 1973 BRIAN LAVENDER and KEN MURRAY from New York Islanders for Ralph Stewart and Bob Cook
 1973 Third-round pick in 1973 Entry Draft and cash from Pittsburgh for Andy Brown
 1973 ACE BAILEY and MURRAY WING from Boston for Gary Daok
 1973 RICK FOLEY from Philadelphia for Serge Lajeunesse
 1973 BRENT HUGHES from St. Louis for cash
 1973 TED HARRIS from Minnesota for Gary Bergman
 1973 DOUG ROBERTS from Boston for cash
 1973 PIERRE JARRY from Toronto for Tim Ecclestone
 1973 MIKE JAKUBO from St. Louis for Dan McPherson
 1974 JIM RUTHERFORD and JACK LYNCH from Pittsburgh for Ron Stackhouse
 1974 BRYAN WATSON, CHRIS EVANS and JEAN HAMEL from St. Louis for Billy Collins, Ace Bailey and Ted Harris
 1974 CLAUDE HOUDE from NY Rangers for Brian Lavender
 1974 HENRY NOWAK and third-round pick in 1974 Entry Draft from Pittsburgh for Nelson DeBenedet
 1974 DANNY GRANT from Minnesota for Henry Boucha
 1974 BRIAN MURPHY from Baltimore (American League) for cash
 1974 TED SNELL, BART CRASHLEY and LARRY GIROUX from Kansas City for Guy Charron and Claude Houde
 1974 PHIL ROBERTO and third-round pick in 1975 Entry Draft from St. Louis for Red Berenson.
 1975 DAVE KRYSKOW from Washington for Jack Lynch.
 1975 WALT McKECHNIE from Boston for Earl Anderson, Hank Nowak and third-round pick in 1975 Entry Draft
 1975 MIKE BLOOM from Washington for Blair Stewart
 1975 Third-round pick in 1975 Entry Draft from Washington for Nelson Pyatt
 1975 DAN MALONEY, TERRY HARPER and second round amateur 1976 NHL draft choice from Los Angeles for Marcel Dionne and Bart Crashley
 1975 BRYAN HEXTALL from Atlanta for Dave Kryskow
 1975 PETER McDUFFE and GLEN BURDON from Kansas City for Gary Bergman and Bill McKenzie
 1975 ED GIACOMIN from New York Rangers on waivers
 1975 J.P. LeBLANC from Denver (WHA) for cash and second-round pick in 1977 Entry Draft (to Chicago for his rights)
 1975 RICK CHINNICK from Minnesota for Bryan Hextall
 1975 DON MARTINEAU from Minnesota for Pierre Jarry
 1976 BUSTER HARVEY from Kansas City for Phil Roberto
 1976 DENNIS HEXTALL from Minnesota for Bill Hogaboam and second-round pick in 1976 Entry Draft
 1976 RICK WILSON from St. Louis for Doug Grant
 1976 GREG JOLY from Washington for Bryan Watson
 1977 TERRY MURRAY, STEVE COATES, BOB RITCHIE and DAVE KELLY from Philadelphia for Mike Korney and Rick Lapointe
 1977 RICK BOWNESS from Atlanta for cash
 1977 RON LOW from Washington for Walt McKechnie and future considerations
 1977 ANDRE ST.LAURENT from New York Islanders for Michel Bergeron
 1977 TIM SHEEHY and VACLAV NEDOMANKSY from Birmingham (WHA) for Dave Hanson, Steve Durbano and future considerations

- 1977 DENNIS HULL from Chicago for future considerations
- 1978 Third-round pick in 1978 Entry Draft and future considerations from Los Angeles for Danny Grant
- 1978 ERROL THOMPSON with first-round 1978 and '80 entry drafts, and second-round pick in '78 draft from Toronto for Dan Maloney and second-round draft pick in '80.
- 1978 ROGIE VACHON from Los Angeles as free agent (Dale McCourt to Los Angeles as equalization)
- 1979 DALE MCCOURT from Los Angeles for Andre St. Laurent and first-round picks in 1980 and '81 entry drafts
- 1979 GREG CARROLL from Washington on waivers
- 1979 BILL HOGABOAM from Minnesota on waivers
- 1979 BARRY LONG from Washington reclaimed prior to 1979 expansion draft
- 1979 PETE MAHOVLICH from Pittsburgh for Nick Libett
- 1979 DENNIS SOBCHUK from Philadelphia for third or fourth-round choice in 1981 Entry Draft

1980s

- 1980 GILLES GILBERT from Boston for Rogie Vachon
- 1980 Cash from Winnipeg for Barry Long
- 1980 RICK SMITH from Boston on waivers
- 1980 MARK KIRTON from Toronto for Jim Rutherford
- 1981 GARY McADAM from Pittsburgh for Errol Thompson
- 1981 EARL INGARFIELD from Calgary for Dan Labraaten
- 1981 BRAD SMITH from Calgary for Rick Vasko
- 1981 MARK LOFTHOUSE from Washington for Al Jensen
- 1981 WALT McKECHNIE from Colorado as a free agent
- 1981 DON MURDOCH, GREG SMITH and first-round pick in 1982 Entry Draft from Minnesota for Detroit's first-round pick in '82
- 1981 ERIC VAIL from Calgary for Gary McAdam and fourth-round picks in 1982 and '83 entry drafts
- 1981 DEREK SMITH, DANNY GARE and JIM SCHOENFELD from Buffalo for Dale McCourt, Mike Foligno and Brent Peterson
- 1981 BOB SAUVE from Buffalo for future considerations
- 1982 CRAIG COXE, a fourth-round pick in 1982 Entry Draft and fifth-round pick in '83 draft from Toronto for Jim Korn
- 1982 REGGIE LEACH from Philadelphia as free agent
- 1982 COLIN CAMPBELL from Vancouver as free agent
- 1982 TOM ROWE from Vancouver as free agent
- 1982 STAN WEIR from Edmonton for cash
- 1982 DWIGHT FOSTER from New Jersey for cash
- 1982 BOBBY FRANCIS from Calgary for Yves Courteau
- 1983 IVAN BOLDIREV from Vancouver for Mark Kirton
- 1983 KEN SOLHEIM from Minnesota for player to be named later
- 1983 ED JOHNSTONE, ED MIO and RON DUGUAY from New York Rangers for Mark Osborne, Mike Blaisdell and Willie Huber
- 1983 BARRY MELROSE from Toronto as free agent
- 1983 BOB MANNO from Toronto as free agent
- 1983 BRAD PARK from Boston as free agent
- 1983 ANDRE ST. LAURENT from Pittsburgh for future considerations
- 1983 BLAKE DUNLOP from St. Louis as free agent
- 1984 RICK MacLEISH from Philadelphia for future considerations
- 1984 PIERRE AUBRY from Québec for cash
- 1984 ROB McCLANAHAN from NY Rangers for future considerations
- 1984 DAVE "TIGER" WILLIAMS from Vancouver for Rob McClanahan
- 1984 FRANTISEK CERNIK from Québec as free agent
- 1984 DARRYL SITTLER from Philadelphia for Murray Craven and Joe Paterson
- 1984 TODD BIDNER from Edmonton for Rejean Cloutier
- 1984 DAVE SILK from Boston on waivers

1985 WARREN YOUNG from Pittsburgh as free agent
 1985 MIKE McEWEN from Washington as free agent
 1985 HAROLD SNEPSTS from Minnesota as free agent
 1985 STEVE RICHMOND from New York Rangers for Mike McEwen
 1985 BILLY CARROLL from Edmonton for Bruce Eakin
 1986 DARREN VEITCH from Washington for Greg Smith and John Barrett
 1986 MIKE O'CONNELL from Boston for Reed Larson
 1986 DOUG SHEDDEN from Pittsburgh for Ron Duguay
 1986 DAVE DONNELLY from Boston for Dwight Foster
 1986 TIM HIGGINS from New Jersey for Claude Loiselle
 1986 DAVE LEWIS from New Jersey as free agent
 1986 GLEN HANLON and third-round picks in 1987 and '88 entry drafts from New York Rangers for Kelly Kisio, Lane Lambert, Jim Leavins and fifth-round pick in '88 draft
 1986 LEE NORWOOD from St. Louis for Larry Trader
 1986 SAM ST. LAURENT from New Jersey for Steve Richmond
 1986 DOUG HALWARD from Vancouver for future considerations
 1987 DAVE BARR from Hartford for Randy Ladouceur
 1987 BRENT ASHTON, GILBERT DELORME and MARK KUMPEL from Québec for John Ogradnick, Basil McRae and Doug Shedden
 1987 MEL BRIDGMAN from New Jersey for Chris Cichocki and third-round pick in 1987 Entry Draft
 1987 Second-round pick in 1987 Entry Draft from Philadelphia for Mark Laforest
 1987 JOHN CHABOT from Pittsburgh as free agent
 1987 DARREN ELIOT from Los Angeles as free agent
 1988 JIM NILL from Winnipeg for Mark Kumpel
 1988 JIM PAVESE from New York Rangers for a fourth-round pick in 1989 Entry Draft
 1988 PAUL MacLEAN from Winnipeg for Brent Aston
 1988 MIROSLAV FRYCER from Toronto for Darren Veitch
 1988 JOHN BLUM from Boston as free agent
 1988 BRUCE BELL from Québec claimed on waivers
 1989 Tenth-round pick in the 1989 Entry Draft from Edmonton for Miroslav Frycer
 1989 Twelfth-round pick in the 1989 Entry Draft from Edmonton for Doug Halward
 1989 TORRIE ROBERTSON from Hartford for Jim Pavese
 1989 MARK HABSCHIED from Minnesota as free agent
 1989 BORJE SALMING from Toronto as free agent
 1989 BERNIE FEDERKO and TONY McKEGNEY from St. Louis for Adam Oates and Paul MacLean
 1989 CHRIS KOTSOPOULOS from Toronto as free agent
 1989 JIMMY CARSON, KEVIN McCLELLAND and fifth-round pick in the 1991 Entry Draft from Edmonton for Petr Klima, Joe Murphy, Adam Graves and Jeff Sharples
 1989 ROBERT PICARD and GREG ADAMS from Québec for Tony McKegney

1990s

1990 RICK GREEN from Montréal for fifth-round pick in the 1991 Entry Draft
 1990 BRAD McCRIMMON from Calgary for second-round pick in the 1990 Entry Draft
 1990 PAUL YSEBAERT from New Jersey for Lee Norwood
 1991 BRAD MARSH from Toronto for eighth-round pick in the 1991 Entry Draft
 1991 DOUG CROSSMAN from Hartford for Doug Houda
 1991 ALLAN BESTER from Toronto for sixth-round pick in 1991 Entry Draft
 1991 DENNIS VIAL, JIM CUMMINS and KEVIN MILLER from NY Rangers for Joe Kocur and Per Djoos
 1991 ALAN KERR from NY Islanders for Rick Green
 1991 BRIAN MacLELLAN from Calgary for Marc Habscheid
 1991 RAY SHEPPARD from NY Rangers as free agent
 1991 TROY CROWDER from New Jersey as free agent (Dave Barr and Randy McKay as compensation)
 1991 VINCENT RIENDEAU from St. Louis for Rick Zombo

- 1992 GREG MILLEN from NY Rangers for future consideration.
- 1992 CHRIS TANCILL from Hartford for Daniel Shank
- 1992 BOB MCGILL from San Jose for Johan Garpenlov
- 1992 DINO CICCARELLI from Washington for Kevin Miller
- 1992 Future considerations from Québec for Dennis Vial and Doug Crossman
- 1992 MARK HOWE from Philadelphia as free agent
- 1992 DENNIS VIAL from Québec for future consideration
- 1992 Fourth-round pick in 1993 Entry Draft from Philadelphia for Brent Fedyk
- 1993 PAUL COFFEY, JIM HILLER and SYLVAIN COUTURIER from Los Angeles for Jimmy Carson, Mark Potvin and Gary Shuchuk
- 1993 Future considerations from Philadelphia for Bob Wilkie
- 1993 STEVE KONROYD from Hartford for sixth-round pick in 1993 Entry Draft
- 1993 Sixth-round selection in 1993 Entry Draft (Detroit's) from Hartford for Brad McCrimmon
- 1993 STEVE MALTAIS from Tampa Bay for Dennis Vial
- 1993 AARON WARD and a fourth-round pick in 1993 Entry Draft from Winnipeg for Paul Ysebaert
- 1993 GREG JOHNSON and future considerations from Philadelphia for Jim Cummins and fourth-round pick (Philadelphia's) in 1993 Entry Draft
- 1993 KRIS DRAPER from Winnipeg for future considerations
- 1993 MARK PEDERSON from San Jose as free agent
- 1993 BOB HALKIDIS from Toronto as free agent
- 1993 PETER ING from Edmonton for future consideration
- 1993 TERRY CARKNER from Philadelphia for Yves Racine
- 1993 Future considerations from Boston for Vincent Riendeau
- 1994 BOB ESSENSA and SERGEI BAUTIN from Winnipeg for Tim Cheveldae and Dallas Drake
- 1994 Future consideration from Ottawa for Steve Konroyd
- 1994 Third-round selection from Winnipeg in 1995 NHL Entry Draft for Sheldon Kennedy
- 1994 MIKE VERNON from Calgary for Steve Chiasson
- 1994 MIKE KRUSHELNYSKI from Toronto as free agent
- 1994 MIKE RAMSEY from Pittsburgh as free agent
- 1994 BOB ROUSE from Toronto as free agent
- 1995 BOB ERREY from San Jose for fifth-round pick in 1995 Entry Draft
- 1995 VIACHESLAV FETISOV from New Jersey for third-round pick in 1995 Entry Draft
- 1995 STU GRIMSON, MARK FERNER and sixth-round pick in 1996 Entry Draft from Anaheim for Mike Sillinger and Jason York
- 1995 MARC BERGEVIN, BEN HANKINSON from Tampa Bay for Shawn Burr and third-round pick in 1996 Entry Draft
- 1995 WES WALZ from Calgary as free agent
- 1995 IGOR LARIONOV from San Jose for Ray Sheppard
- 1996 KIRK MALTBY from Edmonton for Dan McGillis
- 1996 Conditional Draft pick from Tampa Bay for Dino Ciccarelli
- 1996 BRENDAN SHANAHAN and BRIAN GLYNN from Hartford for Keith Primeau, Paul Coffey and first-round pick in 1997 Entry Draft
- 1996 Future consideration from Hartford for Stu Grimson
- 1996 JOE KOCUR signed as free agent
- 1997 TOMAS SANDSTROM from Pittsburgh for Greg Johnson
- 1997 Future considerations from San Jose for Bob Errey
- 1997 LARRY MURPHY from Toronto for future considerations
- 1998 DMITRI MIRONOV from Anaheim for Jamie Pushor and fourth-round 1998 draft pick
- 1998 JAMIE MACOUN from Toronto for Tampa Bay's fourth-round pick in 1998 (previously acquired)
- 1998 DOUG BROWN acquired by Nashville in NHL Expansion Draft
- 1998 UWE KRUPP signed as a free agent from Nashville
- 1998 DOUG BROWN reacquired from Nashville for Petr Sykora, a 1999 third-round draft pick and future considerations
- 1998 Third-round selection from New York Rangers in 2000 Entry Draft for Mike Knuble
- 1998 BRENT GILCHRIST selected by Tampa Bay in NHL Waiver Draft

1998 BRENT GILCHRIST reacquired by Detroit in exchange for sixth-round pick in 1999 Entry Draft
 1998 TODD GILL claimed off waivers from St. Louis
 1999 WENDEL CLARK and sixth-round pick in 1999 Entry Draft from Tampa Bay for Kevin Hodson and second-round pick in 1999 Entry Draft
 1999 BILL RANFORD for a conditional draft pick
 1999 CHRIS CHELIOS from Chicago for Anders Eriksson and first-round pick in 1999 Entry Draft and first-round pick in 2001 Entry Draft
 1999 ULF SAMUELSSON and future considerations from New York Rangers for second-round pick in 1999 Entry Draft and third-round pick in 2000 Entry Draft
 1999 KEN WREGGET signed as a free agent.
 1999 MANNY LEGACE signed as a free agent.
 1999 STEVE DUCHESNE signed as a free agent.
 1999 PAT VERBEEK signed as a free agent.
 1999 SEAN AVERY signed as a free agent.

2000s

2000 TODD GILL from Phoenix for Philippe Audet.
 2000 BOYD DEVEREAUX signed as a free agent.
 2000 JASON WILLIAMS signed as a free agent.
 2000 IGOR LARIONOV from Florida for Yan Golubovsky.
 2001 FREDRIK OLAUSSON signed as a free agent.
 2001 DOMINIK HASEK from Buffalo for Vlacheslav Kozlov and 2002 first round draft pick.
 2001 LUC ROBITAILLE signed as a free agent.
 2001 Traded Aaron Ward to Carolina for a second round draft pick.
 2001 BRETT HULL signed as a free agent.
 2002 JIRI SLEGR from Atlanta for Yuri Butsayev and third round draft pick.
 2002 CURTIS JOSEPH signed as a free agent.
 2002 MARK MOWERS signed as a free agent.
 2002 JASON WOOLLEY signed as a free agent.
 2003 MATHIEU SCHNEIDER from LA for Sean Avery, Maxim Kuznetsov, 2003 first round draft pick (Jeff Tambellini) and a 2004 second round draft pick.
 2003 DERIAN HATCHER signed as a free agent.
 2003 RAY WHITNEY signed as a free agent.
 2003 JAMIE RIVERS signed as a free agent.
 2003 STEVE THOMAS signed as a free agent.
 2004 ROBERT LANG from Washington for Tomas Fleischmann, a 2004 first-round pick and a 2006 fourth-round pick.
 2005 CHRIS OSGOOD signed as a free agent
 2005 ANDY DELMORE signed as a free agent
 2005 DONALD MACLEAN signed as a free agent
 2005 ANDREAS LILJA signed as a free agent
 2005 BRETT LEBDA signed as a free agent
 2005 MIKAEL SAMUELSSON signed as free agent
 2006 DAN CLEARY signed as free agent
 2006 CORY CROSS from Pittsburgh for 2007 4th-round pick
 2006 Jamie Rivers to Phoenix for 7th-round pick in 2006
 2006 MATT HUSSEY signed as a free agent.
 2006 KRYN KOLANOS signed as a free agent.
 2006 DAN SMITH signed as free agent.
 2006 BRENDAN BROOKS signed as a free agent.
 2006 DOMINIK HASEK signed as a free agent.
 2006 DANNY MARKOV signed as a free agent.
 2006 GREG JOHNSON signed as a free agent.
 2007 Jason Williams to Chicago for KYLE CALDER.
 2007 Conditional draft pick to Florida for TODD BERTUZZI.
 2007 RYAN GELCH, BRETT ENGELHARDT, MARK CULLEN, CARL CORAZZINI, MARK HARTIGAN, BRAD FERENC signed as free agents.

2007 BRIAN RAFALSKI signed as free agent.
2007 DALLAS DRAKE signed as free agent.
2007 AARON DOWNEY signed as a free agent.
2008 DARREN McCARTY signed as a free agent.
2008 BRAD STUART from Los Angeles for 2008 2nd round pick and 2009 4th round pick.
2008 TY CONKLIN signed as a free agent.
2008 MARIAN HOSSA signed as a free agent.
2008 JAMIE TARDIF signed as a free agent
2008 VILLE LEINO signed as a free agent
2008 BRENT RAEDEKE, BRIAN LASHOFF signed as free agents
2009 JORDAN PEARCE signed as a free agent
2009 KRIS NEWBURY, JEREMY WILLIAMS, TRAVIS EHRHARDT signed as free agents
2009 DOUG JANIK signed as a free agent
2009 ANDY DELMORE signed as a free agent
2009 PATRICK EAVES signed as a free agent
2009 JASON WILLIAMS signed as a free agent

WEARERS OF THE WING

A

JUSTIN ABDELKADER, LW .2007-08 to present

Gerry Abel, C	1966-67
Sid Abel, C-LW	1938-39 to 42-43; 45-46 to 51-52
Gene Achtymichuk, C	1957-58
Greg C. Adams, LW	1989-90
Micah Aivazoff, LW	1993-94
Gary Aldcorn, LW	1959-60 to 60-61
Keith Allen, D	1953-54 to 54-55
Ralph Almas, G	1946-47; 52-53
Dave Amadio, D	1957-58
Dale Anderson, D	1956-57
Earl Anderson, RW	1974-75
Ron Anderson, RW	1967-68 to 68-69
Tom Anderson, C	1934-35
Al Arbour, D	1953-54; 55-56 to 57-58
Jack Arbour, D-LW	1926-27
Murray Armstrong, C	1943-44 to 45-46
Brent Ashton, LW	1986-87 to 87-88
Ossie Asmundson, RW	1934-35
Pierre Aubry, C-LW	1983-84 to 84-85
Phillipe Audet, LW	1998-99
Larry Aurie, RW	1927-28 to 38-39
Sean Avery, C	2001-02 to 2002-03

B

Pete Babando, LW	1949-50
Ace Bailey, LW	1972-73 to 73-74
Bob Bailey, RW	1956-57 to 57-58
Doug Baldwin, D	1946-47
Doug Barkley, D	1962-63 to 65-66
Ryan Barnes, LW	2003-04
David Barr, RW	1986-87 to 90-91
John Barrett, D	1980-81 to 85-86
Marty Barry, C	1935-36 to 38-39
Hank Bassen, G	1960-61 to 63-64; 65-66 to 66-67
Frank Bathe, D	1974-75 to 75-76
Andy Bathgate, C-RW	1965-66 to 66-67
Bob Baun, D	1968-69 to 70-71
Sergei Bautin, D	1993-94
Red Beattie, LW	1937-38
Clarence Behling, D	1940-41 to 42-43
Pete Bellefeuille, RW	1926-27; 28-29 to 29-30
Frank Bennett, C	1943-44
Red Berenson, C	1970-71 to 74-75
Michel Bergeron, RW	1974-75 to 77-78
Marc Bergevin, D	1995-96
Gary Bergman, D	1964-65 to 74-75
Thommie Bergman, D	1972-73 to 74-75; 77-78 to 79-80
Fred Berry, C	1976-77
Todd Bertuzzi, RW	2006-07
Phil Besler, RW	1938-39
Pete Bessone, D	1937-38
Allan Bester, G	1990-91 to 91-92
Bill Beveridge, G	1929-30
Tim Bissett, C	1990-91
Steve Black, LW	1949-50 to 50-51
Tom Bladon, D	1980-81
Mike Blaisdell, RW	1980-81 to 82-83
Mike Bloom, LW	1974-75 to 76-77
John Blum, D	1988-89
Marc Boileau, C	1961-62
Patrick Boileau	2002-03

Gilles Boisvert, G	1959-60
Leo Boivin, D	1965-66 to 66-67
Ivan Boldirev, C-LW	1982-83 to 84-85
Dan Bolduc, RW	1978-79 to 79-80
Marcel Bonin, LW	1952-53 to 54-55
Darryl Bootland, RW	2003-04 to 2006-07
Henry Boucha, LW	1971-72 to 73-74
Claude Bourque, G	1939-40
Ralph "Scotty" Bowman, D	1934-35 to 39-40
Rick Bowness, RW	1977-78
Yank Boyd, RW	1934-35
John Brenneman, LW	1967-68
Carl Brewer, D	1969-70
Archie Briden, LW	1926-27
Mel Bridgman, LW-C	1987-88 to 87-88
Bernie Brophy, C	1928-29 to 29-30
Adam Brown, LW	1941-42 to 43-44; 45-46 to 46-47

Andy Brown, G	1971-72 to 72-73
Arnie Brown, D	1970-71 to 71-72
Connie Brown, C	1938-39 to 42-43
Doug Brown, RW/LW	1995 to 2000-01
Gerry Brown, LW	1941-42; 45-46
Larry Brown, D	1970-71
Stan Brown, D	1927-28
Jeff Brubaker, C	1988-89
Ed Bruneteau, RW	1941-42; 43-44 to 48-49
Mud Bruneteau, RW	1935-36 to 45-46
Bill Brydge, D	1928-29
John Bucyk, LW	1955-56 to 56-57
Tony Bukovich, LW	1943-44 to 44-45
Hy Buller, D	1943-44 to 44-45
Charlie Burns, C	1958-59
Shawn Burr, C	1984-85 to 95
Cummy Burton, LW	1955-56; 57-58 to 58-59
Eddie Bush, D	1938-39; 41-42
Walter Buswell, D	1932-33 to 34-35
Yuri Butsayev, C	1999-2000 to 2000-01
Dmitri Bykov	2002-03

C

Kyle Calder, LW	2006-07
Al Cameron, D	1975-76 to 78-79
Craig Cameron, RW	1966-67
Colin Campbell, D	1982-83 to 84-85
Terry Carkner, D	1993-94 to 95
Gene Carrigan, C	1932-33 to 33-34
Billy Carroll, C	1985-86 to 86-87
Greg Carroll, C	1978-79
Dwight Carruthers, D	1965-66
Frank Carson, RW	1931-32 to 33-34
Jimmy Carson, C	1989-90 to 92-93
Joe Carveth, RW-C	1940-41 to 45-46; 49-50 to 50-51
Bart Crashley, D	1965-66 to 68-69; 74-75
Frank Cernik, LW	1984-85
John Chabot, C	1987-88 to 90-91
Milan Chalupa, D	1984-85
Bob Champoux, G	1963-64
Guy Charron, C-LW	1970-71 to 74-75
Lude Check, LW	1943-44
Chris Chelios, D	1998-99 to 2008-09
Real Chevrefils, LW	1955-56
Tim Cheveldae, G	1988-89 to 93-94

Alain Chevrier, G 1990-91
 Steve Chiasson, D 1987-88 to 93-94
 Dino Ciccarelli, RW 1992-93 to 95-96
 Chris Cichocki, RW 1985-86 to 86-87
 Wendel Clark, LW 1998-99

DAN CLEARY, RW ... 2005-06 to present

Rejean Cloutier, D 1979-80 to 81-82
 Roland Cloutier, C 1977-78 to 78-79
 Steve Coates, RW 1976-77
 Paul Coffey, D 1992-93 to 95-96
 Bill Collins, RW 1970-71 to 73-74
 Brian Conacher, C 1971-72
 Charlie Conacher, RW 1938-39
 Jim Conacher, LW 1945-46 to 48-49
 Roy Conacher, LW 1946-47
 Ty Conklin, G 2008-09
 Alex Connell, G 1931-32
 Wayne Connelly, RW 1968-69 to 70-71
 Bob Connors, C 1928-29 to 29-30
 Bob Cook, RW 1972-73
 Carson Cooper, RW 1927-28 to 31-32
 Norm Corcoran, RW 1955-56
 Murray Costello, C 1955-56 to 56-57
 Gerry Couture, RW 1944-45 to 50-51
 Abbie Cox, G 1933-34
 Danny Cox, LW 1931-32
 Murray Craven, LW-C ... 1982-83 to 83-84
 Bobby Crawford, C 1982-83
 Jim Creighton, C 1930-31 to 31-32
 Cory Cross, D 2005-06
 Doug Crossman, D 1990-91 to 91-92
 Gary Croteau, LW 1969-70
 Troy Crowder, RW 1991-92
 Roger Crozier, G 1963-64 to 69-70
 Wilf Cude, G 1933-34
 Barry Cullen, RW 1959-60
 Ray Cullen, C 1966-67
 Jim Cummins, LW 1991-92 to 92-93
 Ian Cushenan, D 1963-64

D

Frank Daley, D-LW 1928-29
 Joe Daley, G 1971-72
 Mathieu Dandenault, RW-D ... 1995-96 to 2003-04

PAVEL DATSYUK, C ... 2001-2002 to present

Lorne Davis, RW 1954-55
 Bob Davis, D 1932-33
 Mal Davis, RW 1978-79 to 80-81
 Billy Dea, LW 1956-57 to 57-58;
 69-70 to 70-71
 Don Deacon, C ... 1936-37; 38-39 to 39-40
 Nelson DeBenedet, LW 1973-74
 Denis Dejordy, G 1972-73 to 73-74
 Gilbert Delorme, D 1987-88 to 88-89
 Alex Delvecchio, C-LW ... 1950-51 to 73-74
 Boyd Devereaux, C ... 2000-01 to 2003-04
 Al Dewsbury, D ... 1946-47 to 47-48; 49-50
 Per Djoos, D 1990-91
 Ed Diachuk, LW 1960-61
 Bob Dillabough, LW 1961-62 to 64-65
 Cecil Dillon, RW 1939-40
 Bill Dineen, RW 1953-54 to 57-58
 Peter Dineen, D 1989-90
 Connie Dion, G 1943-44 to 44-45
 Marcel Dionne, C 1971-72 to 74-75
 Gary Doak, D 1965-66; 1972-73
 Dolly Dolson, G 1928-29 to 30-31
 Bobby Dollas, D 1990-91 to 92-93

Lloyd Doran, C 1946-47
 Red Doran, D 1937-38
 Ken Doraty, RW 1937-38
 Kent Douglas, D 1967-68 to 68-69
 Les Douglas, C 1940-41; 42-43; 46-47
 Aaron Downey, RW 2007-08 to 2008-09
 Dallas Drake, C-LW 1992-93 to 93-94;
 2007-08

KRIS DRAPER, C 1993-94 to present

Rene Drolet, RW 1974-75
 Clarence Drouillard, C 1937-38
 Gilles Dube, LW 1953-54
 Steve Duchesne, D ... 1999-00 to 2001-02
 Ron Duguay, RW-C 1983-84 to 85-86
 Lorne Duguid, LW 1934-35 to 35-36
 Art Duncan, D 1926-27
 Blake Dunlop, C 1983-84

E

Bruce Eakin, C 1985-86
 Murray Eaves, C 1987-88; 1989-90
 Tim Ecclestone, RW 1970-71 to 73-74
 Roy Edwards, G 1967-68 to 70-71;
 72-73 to 73-74
 Pat Egan, D 1943-44
 Gerry Ehman, RW 1958-59
 Bo Elik, LW 1962-63
 Darren Eliot, G 1987-88
 Matt Ellis, LW 2006-07
 Hap Emms, LW 1931-32 to 33-34
JONATHAN ERICSSON, D ... 2007-08 to present
 Anders Eriksson, D 1995-96 to 98-99
 Bob Errey, LW 1995-96 to 96-97
 Bob Essensa, G 1993-94
 Chris Evans, D 1973-74
 Stu Evans, D 1930-31; 32-33 to 33-34

F

Bob Falkenberg, D 1966-67 to 68-69;
 70-71 to 71-72
 Alex Faulkner, C 1962-63 to 63-64
 Bernie Federko, C 1989-90
 Lorne Ferguson, LW 1955-56 to 57-58
 Sergei Fedorov, C 1990-91 to 2002-03
 Brent Fedyk, D 1987-88 to 91-92
 Mark Ferner, D 1995
 Viacheslav Fetisov, D 1995 to 97-98
 Guyle Fielder, C 1952-53; 57-58
 Tom Filmore, RW 1930-31 to 31-32
VALTERI FILPPULA, C 2005-present
 Jiri Fischer, D 1999-2000 to 2006-07
 Dunc Fisher, RW 1958-59
 Joe Fisher, RW 1939-40 to 42-43
 Lee Fogolin, D 1947-48 to 50-51
 Rick Foley, D 1973-74
 Mike Foligno, RW 1979-80 to 81-82
 Bill Folk, D 1951-52 to 52-53
 Len Fontaine, RW 1972-73 to 73-74
 Val Fonteyne, C-LW 1959-60 to 62-63;
 64-65 to 66-67
 Dwight Foster, C 1982-83 to 85-86
 Yip Foster, D 1933-34 to 34-35
 Frank Foyston, C 1926-27 to 27-28
 Bobby Francis, C 1982-83
 Jimmy Franks, G ... 1936-37 to 37-38; 43-44
 Gord Fraser, D 1927-28 to 28-29
JOHAN FRANZEN, C 2005-06 to present
 Frank Frederickson, C 1926-27; 30-31

Tim Friday, D 1985-86
 Miroslav Frycer, RW 1988-89
 Robbie Ftorek, C 1972-73 to 73-74
G
 Bill Gadsby, D 1961-62 to 65-66
 Jody Gage, RW 1980-81 to 81-82; 83-84
 Art Gagne, RW 1931-32
 Johnny Gallagher, D 1932-33; 36-37
 Gerard Gallant, LW 1984-85 to 92-93
 Dave Gagner, G 1990-91
 George Gardner, G 1965-66 to 67-68
 Danny Gare, RW 1981-82 to 85-86
 Johan Garpenlov, LW 1990-91 to 91-92
 Dave Gauthier, G 1953-54
 Fern Gauthier, RW 1945-46 to 48-49
 George Gee, C 1948-49 to 50-51
 Ed Giacomin, G 1975-76 to 77-78
 Gus Giesebrecht, C 1938-39 to 41-42
 Gilles Gilbert, G 1980-81 to 82-83
 Brent Gilchrist, C 1997-98 to 2001-02
 Todd Gill, D 1998-99; 1999-2000 to 2000-01
 Art Giroux, RW 1935-36
 Larry Giroux, D 1974-75 to 77-78
 Lorry Gloeckner, D 1978-79
 Fred Glover, RW 1948-49 to 51-52
 Howie Glover, RW 1960-61 to 61-62
 Warren Godfrey, D 1955-56 to 61-62;
 63-64 to 67-68
 Pete Goegan, D 1957-58 to 66-67
 Bob Goldham, D 1950-51 to 55-56
 Leroy Goldsworthy, RW 1930-31; 32-33
 Yan Golubovskiy, D 1997-98 to 1999-2000
 Ebbie Goodfollow, C-D 1929-30 to 42-43
 Fred Gordon, RW 1926-27
 Ted Graham, D 1933-34 to 34-35
 Danny Grant, LW 1974-75 to 77-78
 Doug Grant, G 1973-74 to 75-76
 Leo Gravelle, RW 1950-51
 Adam Graves, C 1987-88 to 89-90
 Gerry Gray, G 1970-71
 Harrison Gray, G 1963-64
 Red Green, LW 1928-29
 Rick Green, D 1990-91
 Stu Grimson, LW 1995 to 96-97
 Lloyd Gross, LW 1933-34 to 34-35
 Don Grosso, C 1938-39; 44-45
 Danny Gruen, LW 1972-73 to 73-74
 Bep Guidolin, LW 1947-48 to 48-49
H
 Marc Habscheid, C/RW 1989-90 to 90-91
 Lloyd Haddon, D 1959-60
 Gord Haidy, RW 1949-50
 Slim Halderson, D 1926-27
 Len Haley, RW 1959-60 to 60-61
 Bob Halkidis, D 1993-94 to 95
 Glenn Hall, G 1952-53; 54-55 to 56-57
 Murray Hall, C 1964-65 to 66-67
 Doug Halward, D 1986-87 to 88-89
 Jean Hamel, D 1973-74 to 80-81
 Ted Hampson, C 1963-64 to 64-65;
 66-67 to 67-68
 Glen Hanlon, G 1986-87 to 90-91
 Dave Hanson, D 1978-79
 Emil Hanson, D 1932-33
 Terry Harper, D 1975-76 to 78-79
 Billy Harris, C 1965-66
 Ron Harris, D 1962-63 to 63-64;

68-69 to 71-72
 Ted Harris, D 1973-74
 Gerry Hart, D 1968-69 to 71-72
 Harold Hart, LW 1926-27
 Mark Hartigan, C 2007-08
 Buster Harvey, RW 1975-76 to 76-77
 Doug Harvey, D 1966-67
 Dominik Hasek, G 2001-2002; 2003-2004,
 2006-07 to 2007-08
 Derian Hatcher, D 2003-04
 Ed Hatom, RW 1968-69 to 69-70
 George Hay, C-LW 1927-28 to 30-31; 32-33
 Jim Hay, D 1952-53 to 54-55
 Galen Head, RW 1967-68
 Rich Healey, D 1960-61
DARREN HELM, C 2007-08 to present
 Paul Henderson, LW 1962-63 to 67-68
 Jack Hendrickson, D 1957-58 to 58-59; 61-62
 Jim Herberts, C 1928-29 to 29-30
 Art Herchenratter, C 1940-41
 Bryan Hextall, C 1975-76
 Dennis Hextall, C 1975-76 to 78-79
 Glenn Hicks, LW 1979-80 to 80-81
 Harold Hicks, D 1929-30 to 30-31
 Tim Higgins, RW 1986-88 to 88-89
 Dutch Hiller, LW 1941-42
 Jim Hiller, LW 1992-93
 Larry Hillman, D 1954-55 to 56-57
 John Hilworth, D 1977-78 to 79-80
 Kevin Hodson, G 1995-96 to 98-99
 Bill Hogaboam, C 1972-73 to 75-76;
 78-79 to 79-80
 Ken Holland, G 1983-84
 Flash Hollett, D 1943-44 to 45-46
 Bucky Hollingworth, D 1955-56 to 57-58
 Chuck Holmes, RW 1958-59; 61-62
 Hap Holmes, G 1926-27 to 27-28
TOMAS HOLMSTROM, LW 1996-97 to present
 John Holota, C 1942-43; 45-46
 Pete Horeck, RW-LW 1946-47 to 48-49
 Marian Hossa, RW 2008-09
 Doug Houda, D 1985-86; 1987-88 to 90-91;
 1998-99
JIMMY HOWARD, G 2005-06 to present
 Gordie Howe, RW 1946-47 to 70-71
 Mark Howe, D 1992-93 to 95
 Syd Howe, C-LW 1934-35 to 45-46
 Steve Hrymna, D 1952-53
 Willie Huber, D 1978-79 to 82-83
 Jiri Hudler, C 2003-04 to 2008-09
 Ron Hudson, RW 1937-38; 39-40
 Brent Hughes, D 1973-74
 Rusty Hughes, D 1929-30
 Brett Hull, RW 2001-2002 to 2003-04
 Dennis Hull, LW 1977-78
 Matt Hussey, C 2006-07
I
 Miroslav Ihnacak, LW 1988-89
 Peter Ing, G 1993-94
 Earl Ingarfield, C-LW 1980-81
 Ron Ingram, D 1963-64
J
 Hal Jackson, D 1940-41; 42-43 to 46-47
 Lou Jankowski, RW 1950-51; 52-53
 Gary Jarrett, LW 1966-67 to 67-68

Pierre Jarry, LW 1973-74 to 74-75
 Larry Jeffrey, LW 1961-62 to 64-65
 Bill Jennings, RW 1940-41 to 43-44
 Al Jensen, G 1980-81
 Al Johnson, RW 1960-61 to 62-63
 Brian Johnson, RW 1983-84
 Danny Johnson, C 1971-72
 Earl Johnson, C 1953-54
 Greg Johnson, C 1993-94 to 96-97
 Larry Johnston, D 1971-72 to 73-74
 Ed Johnstone, RW 1983-84; 85-86 to 85-87
 Greg Joly, D 1976-77 to 82-83
 Buck Jones, D 1938-39 to 39-40; 41-42
 Curtis Joseph 2002-03 to 2003-04
 Ed Joyal, C 1962-63 to 64-65

K

Red Kane, D 1943-44
 Al Karlander, C-LW 1969-70 to 72-73
 Jack Keating, LW 1938-39 to 39-40
 Duke Keats, C 1926-27 to 27-28
 Dave Kelly, RW 1976-77
 Pete Kelly, RW 1935-36 to 38-39
 Red Kelly, D 1947-48 to 59-60
 Forbes Kennedy, C 1957-58 to 59-60; 61-62
 Sheldon Kennedy, RW 1989-90 to 93-94
 Alan Kerr, RW 1991-92
 Brian Kilrea, LW 1957-58
 Hec Kilrea, LW 1931-32; 35-36 to 39-40
 Ken Kilrea, C-LW 1939-40 to 41-42; 43-44
 Wally Kilrea, C 1934-35 to 37-38
 Kris King, RW 1987-88 to 88-89
 Scott King, G 1990-91 to 91-92
 Mark Kirton, C 1980-81 to 82-83
 Kelly Kisio, C 1982-83 to 85-86
 Hobie Kitchen, D 1926-27
 Petr Klima, LW-RW 1985-86 to 89-90;
 1998-99
 Mike Knuble, RW 1996-97 to 1997-98
 Joe Kocur, RW 1984-85 to 90-91; 96-97 to
 1999-2000
 Ladislav Kohn, RW 2001-2002
 Steve Konroyd, D 1992-93 to 93-94
 Vladimir Konstantinov, D 1991-92 to 96-97
 Tomas Kopecky, RW 2005-06 to 2008-09
 Jim Korn, D 1979-80 to 81-82
 Mike Korney, RW 1973-74 to 75-76
 Chris Kotsopoulos, D 1989-90
 Vyacheslav Kozlov, C 1991-92 to 2000-01
 Dale Krentz, LW 1986-87 to 88-89
NIKLAS KRONWALL, D 2003-04 to present
 Jim Krulicki, LW 1970-71
 Gord Kruppke, D 1990-91; 92-93 to 93-94
 Uwe Krupp, D 1998-99 to 2001-02
 Mike Krushelnyski, LW/C 1995
 Dave Kryskow, LW 1974-75
 Mark Kumpel, RW 1986-87 to 87-88
 Maxim Kuznetsov, D 2000-01 to 2001-02

L

Leo Labine, RW 1960-61 to 61-62
 Dan Labraaten, LW 1978-79 to 80-81
 Randy Ladouceur, D 1982-83 to 86-87
 Mark Laforest, G 1985-86 to 86-87
 Claude Laforge, LW 1958-59;
 60-61 to 61-62; 63-64 to 64-65
 Roger Lafreniere, D 1962-63
 Serge Lajeunesse, D 1970-71 to 72-73
 Hec Lalande, C 1957-58

Joe Lamb, LW 1937-38
 Mark Lamb, C 1986-87
 Lane Lambert, RW 1983-84 to 85-86
 Marc Lamothe, G 2003-04
 Robert Lang, C 2003-04 to 2006-07
 Josh Langfield, RW 2006-07
 Al Langlois, D 1963-64 to 64-65
 Darryl Laplante, C 1997-98 to 1999-2000
 Rick Lapointe, D 1975-76 to 76-77
 Martin Lapointe, RW 1991-92 to 2000-01
 Igor Larionov, C 1995-96 to 1999-2000;
 2000-01 to 2002-03

Reed Larson, D 1976-77 to 85-86
 Brian Lavender, LW 1972-73 to 73-74
 Dan Lawson, RW 1967-68 to 68-69
 Reggie Leach, RW 1982-83
 Jim Leavins, D 1985-86

BRETT LEBDA, D 2005-06 to present

Fernand Leblanc, RW 1976-77 to 78-79
 J.P. Leblanc, C 1975-76 to 78-79
 Rene Leclerc, RW 1968-69; 70-71
 Manny Legace, G 1999-2000 to 2005-06
 Claude Legris, G 1980-81 to 81-82

VILLE LEINO 2008-09-present

Real Lemieux, LW 1966-67
 Tony Leswick, RW 1951-52 to 54-55; 57-58
 Dave Lewis, D 1986-87 to 87-88
 Herb Lewis, LW 1928-29 to 38-39
 Nick Libett, LW 1967-68 to 78-79
 Tony Licari, RW 1946-47

NICKLAS LIDSTROM, D 1991-92 to present

ANDREAS LILJA, D 2005-06 to present
 Ted Lindsay, LW 1944-45 to 56-57; 64-65
 Carl Liscombe, LW 1937-38 to 45-46
 Ed Litzenberger, RW 1961-62
 Bill Lochead, RW 1974-75 to 78-79
 Mark Lofthouse, RW 1981-82 to 82-83
 Claude Loiselle, C 1981-82 to 85-86
 Barry Long, D 1979-80
 Clem Loughlin, D 1926-27 to 27-28
 Ron Low, G 1977-78
 Larry Lozinski, G 1980-81
 Dave Lucas, D 1962-63
 Don Luce, C 1970-71
 Harry Lumley, G 1943-44 to 49-50
 Len Lunde, C-RW 1958-59 to 61-62
 Tord Lundstrom, LW 1973-74
 Pat Lundy, C 1945-46 to 48-49
 Chris Luongo, D 1990-91
 George Lylo, LW 1979-80 to 81-82
 Jack Lynch, D 1973-74 to 74-75
 Vic Lynn, D 1943-44

M

Joey MacDonald, G 2006-07
 Lowell MacDonald, RW 1961-62 to 64-65
 Parker MacDonald, LW 1960-61 to 66-67
 Bruce MacGregor, RW 1960-61 to 70-71
 Calum MacKay, LW 1946-47; 48-49
 Howard Mackie, RW 1936-37 to 37-38
 Don MacLean, 2005-06
 Paul MacLean, RW 1988-89
 Rick MacLeish, LW 1983-84
 Brian MacLellan, LW 1991-92
 John MacMillan, LW 1963-64 to 64-65
 Jamie Macoun, D 1997-98 to 1998-99
 Frank Mahovlich, LW 1967-68 to 70-71

Pete Mahovich, C 1965-66 to 68-69;
79-80 to 80-81
Steve Maltais, LW 1979-81, 1993-94
KIRK MALTBY, LW 1995-96 to present
Dan Maloney, LW 1975-76 to 77-78
Randy Manery, D 1970-71 to 71-72
Ken Mann, RW 1975-76
Bob Manno, LW-D 1983-84 to 84-85
Norm Maracle, G 1997-98 to 1998-99
Lou Marcon, D 1958-59 to 59-60; 62-63
Gus Marker, RW 1932-33 to 33-34
Danny Markov 2006-07
Brad Marsh, D 1990-91 to 91-92
Gary Marsh, LW 1967-68
Bert Marshall, D 1965-66 to 67-68
Clare Martin, D 1949-50 to 50-51
Pit Martin, C 1961-62; 63-64 to 65-66
Don Martineau, RW 1975-76 to 76-77
Steve Martinson, D 1987-88
Charlie Mason, RW 1938-39
Roland Matte, D 1929-30
Gary McAdam, RW 1980-81
Jud McAtee, LW 1943-44 to 44-45
Stan McCabe, LW 1929-30 to 30-31
Doug McCaig, D 1941-42; 45-46 to 47-48
Rick McCann, C 1967-68 to 71-72; 74-75
Tom McCarthy, LW 1956-57 to 58-59
Darren McCarty, LW 1993-94 to 2003-04;
2007-08 to 2008-09
Kevin McClelland, RW 1989-90 to 90-91
Bob McCord, D 1965-66 to 67-68
Dale McCourt, C 1977-78 to 81-82
Bill McCreary, LW 1957-58
Brad McCrimmon, D 1990-91 to 92-93
Brian McCutcheon, LW 1974-75 to 76-77
Ab McDonald, LW 1965-66 to 66-67; 71-72
Bucko McDonald, D 1934-35 to 38-39
Byron McDonald, LW 1939-40; 44-45
Al McDonough, RW 1977-78
Bill McDougall, C 1990-91
Pete McDuffe, G 1975-76
Mike McEwen, D 1985-86
Jim McFadden, C 1946-47 to 50-51
Bob McGill, D 1991-92
Tom McGratton, G 1947-48
Bert McNenly, LW 1930-31 to 31-32
Jack McIntyre, LW 1957-58 to 59-60
Doug McKay, LW 1949-50
Randy McKay, RW 1988-89 to 90-91
Walt McKechnie, C 1974-75 to 76-77;
81-82 to 82-83
Tony McKegney, RW 1989-90
Don McKenney, LW 1965-66
Bill McKenzie, G 1973-74 to 74-75
John McKenzie, RW 1959-60 to 60-61
Andrew McKim, C 1995
Rollie McLenahan, D 1945-46
Al McLeod, D 1973-74
Don McLeod, G 1970-71
Mike McMahon, D 1969-70
Max McNab, C 1947-48 to 50-51
Billy McNeill, RW 1956-57 to 59-60;
62-63 to 63-64
Stu McNeill, C 1957-58 to 59-60
Basil McRae, LW 1985-86 to 86-87
Chris McRae, LW 1989-90

Pat McReavy, LW 1941-42
DEREK MEECH, D 2006-07 to present
Harry Meeking, LW 1926-27
Tom Mellor, D 1973-74 to 74-75
Gerry Melnyk, C 1955-56; 59-60 to 60-61
Barry Melrose, D 1983-84; 85-86
Howie Menard, C 1963-64
Glenn Merkosky, LW 1985-86; 89-90
Corrado Micallef, G 1981-82 to 85-86
Nick Mickoski, LW 1957-58 to 58-59
Hugh Millar, D 1946-47
Greg Millen, G 1991-92
Kevin Miller, RW 1990-91 to 91-92; 2003-04
Perry Miller, D 1977-78 to 80-81
Tom Miller, C 1970-71
Eddie Mio, G 1983-84 to 85-86
Dmitri Mironov, D 1997-98
John Miszuk, D 1963-64
Bill Mitchell, D 1963-64
John Mokosak, D 1988-89 to 89-90
Ron Moffatt, RW 1932-33 to 34-35
Garry Monahan, LW 1969-70
Hank Montieth, LW 1968-69 to 70-71
Alfie Moore, G 1939-40
Don Morrison, C 1947-48 to 48-49
Jim Morrison, D 1959-60
Rod Morrison, RW 1947-48
Dean Morton, D 1989-90
Gus Mortson, D 1958-59
Alex Motter, D 1937-38 to 42-43
John Mowers, G 1940-41 to 42-43; 46-47
Mark Mowers, RW 2003-04 to 2005-06
Wayne Muloin, D 1963-64
Don Murdoch, RW 1981-82
Brian Murphy, C 1974-75
Joe Murphy, C-RW 1986-87 to 89-90
Larry Murphy, D 1996-97 to 2000-01
Ron Murphy, LW 1964-65 to 65-66
Ken Murray, D 1972-73
Terry Murray, D 1976-77
Anders Myrvold, D 2003-04

N

Jim Nahrgang, D 1974-75 to 76-77
Vaclav Nedomansky, C-RW 1977-78 to 81-82
Rick Newell, D 1972-73 to 73-74
John Newman, C 1930-31
Eddie Nicholson, D 1947-48
Jim Niekamp, D 1970-71 to 71-72
Jim Nill, RW 1987-88 to 89-90
Reg Noble, D 1927-28 to 32-33
Ted Nolan, LW 1981-82; 83-84
Brad Norton, D 2006-07
Lee Norwood, D 1986-87 to 90-91
Hank Nowak, LW 1974-75

O

Adam Oates, C 1985-86 to 88-89
Russ Oatman, LW 1926-27
Mike O'Connell, D 1985-86 to 89-90
Gerry Odrovski, D 1960-61 to 62-63
John Ogradnick, LW 1979-80 to 86-87; 92-93
Fredrik Olausson, D 2001-2002
Murray Oliver, C 1957-58; 59-60 to 60-61
Dennis Olson, LW 1957-58
Jimmy Orlando, D 1936-37 to 37-38;
39-40 to 42-43
Mark Osborne, LW 1981-82 to 82-83
**CHRIS OSGOOD, G 1993-94 to 2000-01;
2005-06 to present**

P
 Pete Palangio, LW 1927-28
 Brad Park, D 1983-84 to 84-85
 Joe Paterson, LW 1980-81 to 83-84
 George Patterson, RW 1934-35
 Butch Paul, C 1964-65
 Marty Pavelich, LW 1947-48 to 56-57
 Jim Pavese, D 1987-88 to 88-89
 Mark Pederson, LW 1993-94
 Bert Peer, RW 1939-40
 Bob Perreault, G 1958-59
 Jim Peters, Jr., C 1964-65 to 67-68
 Jim Peters, Sr., RW 1949-50 to 50-51; 53-54
 Brent Peterson, C 1978-79 to 81-82
 Gord Pettinger, C 1933-34 to 37-38
 Robert Picard, D 1989-90
 Alex Pirus, RW 1979-80
 Rob Plumb, LW 1977-78 to 78-79
 Nellie Podolsky, LW 1948-49
 Bud Poile, RW 1948-49
 Don Poile, C-RW 1954-55; 57-58
 Dennis Polonich, RW 1974-75 to 80-81; 82-83
 Poul Popiel, D 1968-69 to 69-70
 Marc Potvin, LW 1990-91 to 91-92
 Dean Prentice, LW 1965-66 to 68-69
 Noel Price, D 1961-62
 Keith Primeau, C/LW 1990-91 to 95-96
 Bob Probert, LW-RW 1985-86 to 93-94
 Andre Pronovost, LW 1962-63 to 64-65
 Marcel Pronovost, D 1949-50 to 64-65
 Metro Prystai, RW-C 1950-51 to 57-58
 Cliff Purpur, RW 1944-45
 Chris Pusey, G 1985-86
 Jamie Pushor, D 1995-96 to 97-98
 Nelson Pyatt, C 1973-74 to 74-75

Q
 Bill Quackenbush, D 1942-43 to 48-49
 Kyle Quincey, D 2005-06 to 2007-08

R
 Yves Racine, D 1989-90 to 92-93
BRIAN RAFALSKI, D . 2007-08 to present
 Clare Raglan, D 1950-51
 Mike Ramsey, D 1995-96; 96-97
 Bill Ranford, G 1998-99
 Matt Ravlich, D 1969-70
 Marc Reaume, D 1959-60 to 60-61
 Billy Reay, C 1943-44 to 44-45
 Mickey Redmond, RW 1970-71 to 75-76
 Dutch Reibel, C 1953-54 to 57-58
 Gerry Reid, C 1948-49
 Leo Reise, D 1946-47 to 51-52
 Dave Richardson, LW 1967-68
 Terry Richardson, G 1973-74 to 76-77
 Steve Richmond, D 1985-86
 Vincent Riendeau, G 1991-92 to 93-94
 Dennis Riggins, G 1959-60; 62-63
 Jim Riley, RW 1926-27
 Bob Ritchie, LW 1976-77 to 77-78
MATTIAS RITOLA, C . 2007-08 to present
 Jamie Rivers, D 2003-04 to 2005-06
 Wayne Rivers, RW 1961-62
 John Ross Roach, G 1932-33 to 34-35
 Phil Roberto, RW 1974-75 to 75-76
 Doug Roberts, RW 1965-66 to 67-68;
 73-74 to 74-75
 Earl Robertson, G 1936-37
 Fred Robertson, D 1933-34

Torrie Robertson, LW 1988-89 to 89-90
 Nathan Robinson, LW 2003-04
 Luc Robitaille, LW 2001-2002 to 2002-2003
 Mike Robitaille, D 1970-71
 Desse Roche, RW 1934-35
 Earl Roche, LW 1934-35
 Dave Rochefort, C 1966-67
 Leon Rochefort, RW 1971-72 to 72-73
 Harvey Rockburn, D 1929-30 to 30-31
 Marc Rodgers, RW 1999-2000
 Stacy Roest, C 1998-99 to 1999-2000
 Dale Rolfe, D 1969-70 to 70-71
 Rollie Rossignol, LW 1943-44; 45-46
 Rolly Roulston, D 1936-37
 Bob Rouse, D 1995 to 97-98
 Tom Rowe, RW 1982-83
 Bernie Ruelle, LW 1943-44
 Pat Rupp, G 1963-64
 Jimmy Rutherford, G 1970-71;
 73-74 to 80-81; 82-83

S
 Andre St. Laurent, C 1977-78 to 78-79;
 83-84
 Sam St. Laurent, G 1986-87 to 89-90
 Borje Salming, D 1989-90
 Barry Salovaara, D 1974-75 to 75-76
 Mikael Samuelsson, RW 2005-06
 to 2008-09
 Ulf Samuelsson, D 1998-99
 Tomas Sandstrom, RW-LW 1996-97
 Ed Sanford, C 1955-56
 Bob Sauve, G 1981-82
 Terry Sawchuk, G 1949-50 to 54-55;
 57-58 to 63-64; 68-69
 Kevin Schamehorn, RW 1976-77; 79-80
 Mathieu Schneider, D 2002-03 to present
 Jim Schoenfeld, D 1981-82 to 82-83
 Dwight Schofield, D 1976-77
 Enio Scisizzi, LW 1946-47 to 49-50; 51-52
 Earl Selbert, D 1944-45 to 45-46
 Ric Seiling, RW 1986-87
 Brendan Shanahan 1996-97 to 2005-06
 Daniel Shank, RW 1989-90 to 90-91
 Jeff Sharples, D 1986-87 to 88-89
 Doug Sheden, RW 1985-86 to 86-87
 Bobby Sheehan, C 1976-77
 Tim Sheehy, RW 1977-78
 Frank Sheppard, C 1927-28
 John Sheppard, LW 1926-27 to 27-28
 Ray Sheppard, RW 1991-92 to 95
 Gord Sherritt, D 1943-44
 John Sherf, LW 1935-36 to 38-39; 43-44
 Jim Shires, LW 1970-71
 Steve Short, D 1978-79
 Gary Shuchuk, RW 1990-91
 Dave Silk, RW 1984-85
 Mike Sillinger, C 1990-91 to 95
 Cully Simon, D 1942-43 to 44-45
 Thain Simon, D 1946-47
 Cliff Simpson, C 1946-47 to 47-48
 Reg Sinclair, RW 1952-53
 Darryl Sittler, C-LW 1984-85
 Bjorne Skaare, C 1978-79
 Glen Skov, C 1949-50 to 54-55
 Jiri Slegr, D 2001-02
 Al Smith, G 1971-72
 Alex Smith, D 1931-32

Brad Smith, RW 1980-81 to 84-85
 Brian Smith, LW 1957-58; 60-61
 Carl Smith, LW 1943-44
 Derek Smith, C 1981-82 to 82-83
 Floyd Smith, RW 1962-63 to 67-68
 Greg Smith, D 1981-82 to 85-86
 Nakina Dalton Smith, LW 1943-44
 Normie Smith, G 1934-35; 38-39;
 43-44 to 44-45

Rick Smith, D 1980-81
 Ted Snell, RW 1974-75
 Harold Snepsts, D 1985-86 to 87-88
 Sandy Snow, RW 1968-69
 Dennis Sobchuk, C 1979-80
 Ken Solheim, LW 1982-83
 Bob Solinger, LW 1959-60
 John Sorrell, LW 1930-31 to 37-38
 Fred Speck, C 1968-69 to 69-70
 Ted Speers, RW 1985-86
 Irv Spencer, D-LW 1963-64 to 65-66; 67-68
 Ron Stackhouse, D 1971-72 to 73-74
 Garrett Stafford, D 2007-08
 Ed Stankiewicz, LW 1953-54; 55-56
 Wilf Starr, C 1933-34 to 35-36
 Vic Stasiuk, RW-LW 1950-51 to 54-55;
 60-61 to 62-63

Ray Staszak, RW 1985-86
 Frank Steele, LW 1930-31
 Greg Stefan, G 1981-82 to 89-90
 Pete Stelmowski, C 1967-68 to 70-71
 Blair Stewart, LW 1973-74 to 74-75
 Gaye Stewart, LW 1950-51
 Jack Stewart, D 1938-39 to 42-43;
 45-46 to 49-50

Gord Strate, D 1956-57 to 58-59
 Art Stratton, C 1963-64

BRAD STUART, D 2007-08 to present
 Herb Stuart, G 1926-27
 Barry Sullivan, RW 1947-48
 Bill Sutherland, LW 1971-72

T
 John Taft, D 1978-79
 Jean-Guy Talbot, D 1967-68
 Chris Tancil, C 1991-92 to 92-93
 Billy Taylor, C 1946-47
 Ted Taylor, LW 1966-67
 Tim Taylor, LW 1993-94 to 96-97
 Harvey Teno, G 1938-39
 Larry Thibeault, LW 1944-45
 Steve Thomas, RW 2003-04
 Billy Thomson, RW 1938-39; 43-44
 Cecil Thompson, G 1938-39 to 39-40
 Errol Thompson, LW 1977-78 to 80-81
 Jerry Toppazzini, RW 1955-56
 Larry Trader, D 1982-83; 84-85
 Percy Traub, D 1927-28 to 28-29
 Dave Trottier, LW 1938-39
 Joe Turner, G 1941-42

U
 Norm Ullman, C 1955-56 to 67-78
 Garry Unger, C 1967-68 to 70-71

V
 Rogie Vachon, G 1978-79 to 79-80
 Eric Vail, LW 1981-82
 Rick Vasko, D 1979-80 to 80-81
 Darren Veitch, D 1985-86 to 87-88
 Pat Verbeek, RW 1999-2000 to 2000-01

Mike Vernon, G 1995 to 96-97
 Dennis Vial, D 1990-91 to 92-93
 Doug Volmer, RW 1969-70 to 71-72
 Carl Voss, C 1932-33

W
 Jack Walker, LW 1926-27 to 27-28
 Bob Wall, D 1964-64 to 66-67; 71-72
 Jesse Wallin, D 1999-2000;
 2000-01 to 2002-03

Wes Walz, C 1995-96
 Aaron Ward, D 1993-94 to 2000-01
 Eddie Wares, RW 1937-38 to 42-43
 Bryan Watson, D 1965-66 to 66-67;
 73-74 to 76-77

Harry Watson, LW 1942-43; 45-46
 Jim Watson, D 1963-64 to 65-66;
 67-68 to 69-70

Brian Watts, LW 1975-76
 Tom Webster, RW 1970-71 to 71-72;
 79-80

Cooney Weiland, C 1933-34 to 34-35
 Stan Weir, C 1982-83
 Carl Wetzel, G 1964-65
 Bob Whitelaw, D 1940-41 to 41-42
 Ray Whitney, LW 2003-04
 Archie Wilder, LW 1940-41
 Bob Wilkie, D 1990-91
 Burr Williams, D 1933-34; 36-37
 Carl Williams, D 1931-32
 Dave "Tiger" Williams, LW 1984-85
 Fred Williams, C 1976-77
 Jason Williams, C 2000-01 to 2003-04
 John Wilson, LW 1949-50 to 54-55;
 57-58 to 58-59

Larry Wilson, C 1949-50; 51-52 to 52-53
 Ross "Lefty" Wilson, G 1953-54
 Rick Wilson, D 1976-77
 Murray Wing, D 1973-74
 Eddie Wiseman, RW 1932-33 to 35-36
 Steve Wochoy, C-RW 1944-45; 46-47
 Benny Woit, D 1950-51 to 54-55
 Mike Wong, C 1975-76
 Paul Woods, LW 1977-78 to 83-84
 Jason Woolley 2002-03 to 2005-06
 Ken Wregget, G 1999-2000
 Larry Wright, RW-C 1977-78

Y
 Jason York, D 1992-93 to 95
 B. J. Young, R 1999-2000
 Doug Young, D 1931-32 to 38-39
 Howie Young, D 1960-61 to 62-63;
 66-67 to 67-68

Warren Young, LW 1985-86
 Paul Ysebaert, LW 1990-91 to 92-93
 Steve Yzerman, C 1983-84 to 2005-06

Z
 Larry Zeidel, D 1951-52 to 52-53
 Ed Zeniuk, D 1954-55
HENRIK ZETTERBERG, LW 2002-03 to present

Rick Zombo, D 1984-85 to 91-92
 Rudy Zurich, D 1943-44

DETROIT RED WINGS ALL-TIME NUMBERS

No. 1

Harry Holmes	1926-27 to 27-28
Dolly Dolson	1928-29 to 30-31
Bill Beveridge	1929-30
Alex Connell	1931-32
John Ross Roach	1932-33 to 34-35
Abbie Cox	1933-34
Wilf Cude	1933-34
Norm Smith	1934-35 to 38-39, 43-44 to 44-45
Earl Robertson	1936-37
Jim Franks	1936-37 to 37-38, 43-44
Harvey Teno	1938-39
Cecil Thompson	1938-39 to 39-40
Alf Moore	1939-40
Claude Bourque	1939-40
John Mowers	1940-41 to 42-43
Joe Turner	1941-42
Connie Dior	1943-44 to 44-45
Harry Lumley	1943-44 to 49-50
Ralph Adams	1946-47
Terry Sawchuk	1949-50 to 54-55, 57-58 to 63-64

(Retired Mar. 6, 1994)

Dave Gatherum	1953-54
Lefty Wilson	1953-54
Glenn Hall	1954-55 to 56-57
Bob Perrault	1958-59
Dennis Riggins	1959-60, 62-63
Gilles Boisvert	1959-60
Hank Bassen	1960-61 to 62-63
Roger Crozier	1964-65 to 69-70
Roy Edwards	1967-68, 72-73 to 73-74
Jim Rutherford	1970-71, 74-75 to 80-81
Don McLeod	1970-71
Joe Daley	1971-72
Terry Richardson	1973-74, 75-76
Bill McKenzie	1973-74
Gilles Gilbert	1980-81 to 82-83
Corrado Micallef	1983-84 to 85-86
Glen Hanlon	1986-87 to 90-91

No. 2

Clem Loughlin	1926-27 to 27-28
Percy Traub	1928-29
Harvey Rockburn	1929-30 to 30-31
Alex Smith	1931-32
Doug Young	1932-33 to 38-39
Burr Williams	1936-37
Rolly Roulston	1936-37
John Gallagher	1936-37
Jack Stewart	1939-40 to 42-43, 45-46 to 49-50
Buck Jones	1941-42
Clarence Behling	1942-43
Cully Simon	1943-44 to 44-45
Gerry Couture	1944-45
Bob Goldham	1950-51 to 55-56
Larry Hillman	1956-57
Al Arbour	1956-57 to 57-58
Pete Goegon	1958-59 to 61-62, 65-66
Jim Morrison	1959-60
Noel Price	1961-62
Jack Hendrickson	1961-62
Howie Young	1962-63

Ron Ingram	1963-64
Al Langlois	1963-64 to 64-65
Jim Watson	1963-64
Bob McCord	1965-66
Dwight Carruthers	1965-66
Warren Godfrey	1965-66
Gary Bergman	1966-67 to 74-75
Mike Korney	1973-74
Al McLeod	1973-74
Terry Harper	1975-76 to 78-79
Barry Long	1979-80
Rick Smith	1980-81
John Barrett	1980-81
Jim Schoenfeld	1981-82 to 82-83
Larry Trader	1984-85
Barry Melrose	1985-86
Mike O'Connell	1985-86 to 89-90
Brad McCrimmon	1990-91 to 92-93
Terry Carnher	1993-94 to 95
Viacheslav Fetisov	1995-96 to 97-98
Ulf Samuelsson	1998-99
Jiri Fischer	1999-2000 to 2002-03
Derian Hatcher	2003-04

No. 3

Slim Halderson	1926-27
Pete Bellefeuille	1926-27
Reg Noble	1927-28 to 32-33
Emil Hanson	1932-33
Carl Voss	1932-33
John Gallagher	1932-33
Stu Evans	1933-34
Ted Graham	1933-34 to 34-35
Bucko McDonald	1934-35 to 38-39
Jack Stewart	1938-39
Scotty Bowman	1938-39 to 39-40
Don Deacon	1939-40
Alex Motter	1939-40 to 42-43
Buck Jones	1941-42
Gordie Sherriitt	1943-44
Vic Lynn	1943-44
Murray Armstrong	1943-44 to 45-46
Bill Quackenbush	1946-47 to 48-49
Clare Martin	1949-50 to 50-51
Ben Woit	1951-52
Marcel Pronovost	1952-53 to 64-65
Bill Mitchell	1963-64
Gary Bergman	1965-66
Bert Marshall	1965-66 to 66-67
Bob McCord	1967-68
Jean Guy Talbot	1967-68
Warren Godfrey	1967-68
Bob Falkenberg	1967-68 to 68-69, 71-72
Paul Popeil	1968-69 to 69-70
Jim Watson	1969-70
Gerry Hart	1969-70
Dale Rolfe	1970-71
Jim Niekamp	1971-72
Larry Johnston	1971-72 to 73-74
Murray Wing	1973-74
Jack Lynch	1974-75
Jim Nahrang	1974-75, 76-77
Larry Giroux	1975-76 to 76-77
Perry Miller	1977-78 to 80-81
Rick Vasko	1979-80

John Barrett 1981-82 to 85-86
 Steve Chiasson 1986-87 to 93-94
 Bob Rouse 1995 to 97-98
 Doug Houda 1998-99
 Jesse Wallin 1999-2000 to 2002-03
ANDREAS LILJA 2005-06 to present

No. 4

Harry Meeking 1926-27
 Archie Briden 1926-27
 George Hay 1927-28 to 30-31
 Herb Lewis 1931-32 to 38-39
 John Sorrell 1937-38
 Gus Giesebrecht 1939-40
 Sid Abel 1939-40
 Jim Orlando 1940-41 to 42-43
 Harold Jackson 1943-44 to 46-47
 Jim McFadden 1946-47
 Doug McCaig 1947-48 to 48-49
 Al Dewsbury 1947-48
 Len "Red" Kelly 1948-49 to 59-60
 Marc Reaume 1959-60 to 60-61
 Howie Young 1960-61
 Bill Gadsby 1961-62 to 65-66
 Ron Harris 1963-64
 Bob Wall 1964-65
 Leo Boivin 1966-67
 Howie Young 1967-68
 Bob Baun 1968-69 to 70-71
 Larry Brown 1970-71
 Arnie Brown 1970-71 to 71-72
 Thommie Bergman 1972-73 to 74-75,
 77-78 to 79-80
 Bart Crashley 1974-75
 Rick Lapointe 1975-76 to 76-77
 Terry Murray 1976-77
 Larry Giroux 1977-78
 John Hilworth 1977-78
 Rick Vasko 1977-78, 80-81
 Tom Bladen 1980-81
 Rejean Cloutier 1981-82
 Colin Campbell 1982-83 to 84-85
 Tim Friday 1985-86
 Jim Leavins 1985-86
 Jeff Sharples 1986-87
 Rick Zombo 1986-87 to 91-92
 Bob McGill 1991-92
 Mark Howe 1992-93 to 1995
 Jamie Pushor 1995-96 to 97-98
 Uwe Krupp 1998-99 to 2001-02
 Jamie Rivers 2003-04 to 2005-06
 Cory Cross 2005-06
 Kyle Quincey 2007-08

No. 5

Frank Frederickson 1926-27
 Duke Keats 1926-27 to 27-28
 Gord Fraser 1927-28 to 28-29
 Bill Brydge 1928-29
 Bob Connors 1929-30
 Ebbie Goodfellow 1930-31 to 42-43
 Pete Bessone 1937-38
 John Doran 1937-38
 Jim Orlando 1937-38
 Buck Jones 1938-39, 41-42
 Eddie Bush 1941-42
 Doug McCaig 1941-42
 Clarence Behling 1942-43
 Hal Jackson 1942-43

Pat Egan 1943-44
 Bill "Flash" Hollett 1943-44 to 45-46
 Hugh Millar 1946-47
 Al Dewsbury 1946-47
 Leo Reise 1946-47 to 51-52
 Ben Voit 1952-53 to 54-55
 Warren Godfrey 1955-56 to 61-62
 Al Arbour 1955-56
 Rich Healey 1960-61
 Doug Barkley 1962-63 to 65-66
 John Misuk 1963-64
 Bob Wall 1966-67
 Doug Harvey 1966-67
 Bob Falkenberg 1966-67
 Bert Marshall 1967-68
 Kent Douglas 1967-68 to 68-69
 Carl Brewer 1969-70
 Serje Lajeunesse 1970-71
 Marcel Dionne 1971-72 to 73-74
 Jean Hamel 1974-75 to 80-81
 Greg Smith 1981-82 to 85-86
 Darren Veitch 1985-86 to 87-88
 John Mokosak 1988-89
 Dean Morton 1989-90
 Peter Dineen 1989-90
 Chris McRae 1989-90
 Rick Green 1990-91
NICKLAS LIDSTROM 1991-92 to present

No. 6

Jack Walker 1926-27 to 27-28
 Larry Aurie 1928-29 to 38-39
 Cumming Burton 1957-58 to 58-59

No. 7

Russ Oatman 1926-27
 Stan Brown 1927-28
 Pete Palangio 1927-28
 Jim Herberts 1928-29
 Herb Lewis 1929-30 to 30-31
 Hec Kilrea 1931-32
 Art Gagne 1931-32
 Leroy Goldsworthy 1932-33
 George Hay 1932-33
 Carl Voss 1933-34
 Cooney Weiland 1933-34 to 34-35
 Marty Barry 1935-36 to 38-39
 Alex Motter 1939-40
 Don Deacon 1939-40
 Sid Abel 1939-40
 Ken Kilrea 1940-41
 Carl Liscombe 1940-41 to 45-46
 Ted Lindsay 1946-47 to 56-57

(Retired Nov. 10, 1991)

Billy Dea 1957-58
 Hec Lalande 1957-58
 Murray Oliver 1957-58
 Brian Kilrea 1957-58
 Norm Ullman 1958-59 to 67-68
 Garry Unger 1968-69 to 70-71
 Red Berenson 1970-71 to 74-75
 Dave Kryskow 1974-75
 Dan Maloney 1975-76 to 77-78
 Willie Huber 1978-79 to 82-83
 Joe Paterson 1983-84
 Milan Chalupa 1984-85
 Mike McEwen 1985-86
 Steve Richmond 1985-86
 Eddie Johnstone 1986-87

Doug Halward 1986-87 to 88-89
 Brent Fedyk 1988-89
 Tony McKegney 1989-90
 Robert Picard 1989-90
 Tom Bissett 1990-91

No. 8

Art Duncan 1926-27
 Carson Cooper 1927-28 to 29-30
 Stu Evans 1930-31
 Danny Cox 1931-32
 Eddie Wiseman 1932-33 to 34-35
 Yip Foster 1934-35
 Syd Howe 1934-35 to 45-46
 Don Deacon 1936-37
 Billy Rea 1944-45
 Cliff Purpur 1944-45
 Pat Lundy 1945-46 to 48-49
 George Gee 1948-49 to 50-51
 Tony Leswick 1951-52 to 54-55
 Dutch Reibel 1955-56 to 57-58
 John Wilson 1957-58 to 58-59
 Barry Cullen 1959-60
 Murray Oliver 1960-61
 Leo Labine 1960-61 to 61-62
 Forbes Kennedy 1961-62
 Lowell MacDonald 1961-62 to 63-64
 Floyd Smith 1962-63
 Art Stratton 1963-64
 Claude Laforce 1963-64
 Pat Martin 1963-64 to 64-65
 Val Fonteyne 1966-67
 Gary Jarrett 1966-67 to 67-68
 Bart Crashley 1968-69
 Rick McCann 1968-69 to 69-70
 Rene Leclerc 1968-69
 Fred Speck 1969-70
 Tom Webster 1970-71
 Bill Sutherland 1971-72
 Dan Johnson 1971-72
 Guy Charron 1972-73 to 74-75
 Ted Snell 1974-75
 Brian McCutcheon 1974-75
 Dennis Polonich 1975-76 to 80-81, 82-83
 Claude Loiselle 1981-82
 Joe Paterson 1982-83
 Tom Rowe 1982-83
 Ted Nolan 1983-84
 Dave Silk 1984-85
 Ray Staszak 1985-86
 Mark Lamb 1986-87
 Jim Nill 1987-88 to 89-90
 Bobby Dollas 1990-91 to 91-92
 Gord Kruppke 1992-93
 Steve Konroyd 1993-94
 Aaron Ward 1995
 Igor Larionov 1995-96 to 2002-03
 JIRI FISCHER 2003-04 to 2006-07
 Matt Ellis, C 2006-07 to 2007-08
JUSTIN ABDELKADER 2007-08 to present

No. 9

John Sheppard 1926-27 to 27-28
 Herb Lewis 1928-29
 Harold Hicks 1929-30
 Roalnd Matte 1929-30
 Bert McInenly 1930-31 to 31-32
 Frank Carson 1931-32 to 33-34
 Tom Anderson 1934-35

Ed Wiseman 1934-35
 Wally Kilrea 1935-36 to 36-37
 Pete Kelly 1937-38
 Mud Bruneteau 1937-38 to 45-46
 John Sorrell 1937-38
 Joe Lamb 1937-38
 John Sherf 1938-39
 Connie Brown 1938-39
 Ken Kilrea 1938-39
 Ed Bruneteau 1943-44
 Billy Thompson 1943-44
 Sid Abel 1945-46
 Roy Conacher 1946-47
 Gordie Howe 1947-48 to 70-71

(Retired Mar. 12, 1992)

No. 10

Frank Foyston 1926-27 to 27-28
 Frank Sheppard 1927-28
 Bob Connors 1928-29
 Ebbie Goodfellow 1929-30
 Carson Cooper 1930-31 to 31-32
 John Sorrell 1932-33 to 37-38
 Clarence Drouliard 1937-38
 Carl Liscombe 1937-38 to 39-40
 Don Grosso 1939-40 to 44-45
 Bill Jennings 1943-44
 Billy Reay 1943-44 to 44-45
 Cliff Purpur 1944-45
 Steve Wochy 1944-45
 Fern Gauthier 1945-46 to 47-48
 Gerry Brown 1945-46
 Gerry Couture 1946-47 to 47-48

Max McNab 1948-49
 Ed Bruneteau 1948-49
 Jim Peters 1949-50 to 50-51
 Metro Prystai 1951-52 to 54-55
 Alex Delvecchio 1954-55 to 73-74

(Retired Nov. 10, 1991)

Dale McCourt 1977-78 to 81-82
 Mark Lofthouse 1981-82
 Claude Loiselle 1982-83
 Ron Duguay 1983-84 to 85-86
 Joe Murphy 1986-87 to 89-90
 Jimmy Carson 1989-90 to 91-92

No. 11

Hobie Kitchen 1926-27
 Jim Riley 1926-27
 Bernie Brophy 1928-29 to 29-30
 Jim Herberts 1929-30
 Tom Filmore 1930-31 to 31-32
 Frank Steele 1930-31
 Art Gagne 1931-32
 Carl Williams 1931-32
 Hap Emms 1931-32 to 33-34
 Gord Pettinger 1934-35 to 37-38
 Earl Roche 1934-35
 Scotty Bowman 1934-35
 Wally Kilrea 1934-35
 Red Beattie 1937-38
 Ken Doraty 1937-38
 Eddie Wares 1937-38 to 42-43
 Billy Thompson 1938-39
 Sid Abel 1939-40
 Adam Brown 1943-44, 45-46 to 46-47
 Jud McAtee 1944-45
 Byron McDonald 1944-45

Pete Horeck	1946-47 to 48-49
Barry Sullivan	1947-48
Max McNab	1949-50
Gaye Stewart	1950-51
Marty Pavelich	1951-52 to 56-57
John Wilson	1957-58
Nick Mickowski	1957-58 to 58-59
Gary Aldcorn	1959-60 to 60-61
Vic Stasiuk	1960-61 to 62-63
Warren Godfrey	1963-64
Irv Spencer	1963-64 to 64-65
Lowell MacDonald	1964-65
John MacMillan	1964-65
Bob Dillabough	1964-65
Jim Watson	1964-65
Val Fonteyne	1964-65 to 65-66
Pete Mahovich	1966-67, 68-69
Jim Peters Jr.	1966-67 to 67-68
Gerry Abel	1966-67
Gary Monahan	1969-70
Gary Croteau	1969-70
Hank Monteith	1969-70 to 70-71
Don Luce	1970-71
Leon Rochefort	1971-72 to 72-73
Brian Lavender	1972-73
Len Fontaine	1973-74
Chris Evans	1973-74
Hank Nowak	1974-75
Walt McKechnie	1974-75 to 76-77, 81-82 to 82-83
Rick Bowness	1977-78
John Taft	1978-79
Lorry Gloeckner	1978-79
Pete Mahovich	1979-80 to 80-81
Murray Craven	1983-84
Blake Dunlop	1983-84
Brad Smith	1984-85
Rick Zombo	1984-85
Ted Speers	1985-86
Shawn Burr	1984-85 to 85-86
Mathieu Dandenault	1995-96 to 2003-04
DAN CLEARY	2005-06 to present

No. 12

Fred Gordon	1926-27
Larry Aurie	1927-28
Pete Bellefeuille	1928-29
Red Green	1928-29
Jim Herberts	1929-30
Stan McCabe	1929-30
John Sorrell	1930-31 to 31-32
Walt Buswell	1932-33 to 34-35
Hec Kilrea	1935-36 to 39-40
Byron McDonald	1939-40
Sid Abel	1940-41 to 42-43, 46-47 to 51-52

(Retired Apr. 29, 1995)

Joe Carveth	1943-44 to 45-46
Glen Skov	1952-53 to 54-55
Ed Sanford	1955-56
Metro Prystai	1955-56 to 57-58
Bill Dineen	1957-58
Tony Leswick	1957-58
Dunc Fisher	1958-59
Gene Achtymichuk	1958-59
Stu McNeill	1958-59
Chuck Holmes	1958-59
Val Fonteyne	1959-60 to 61-62

Alex Faulkner	1962-63 to 63-64
Pit Martin	1963-64
John MacMillan	1963-64
Bob Dillabough	1963-64
Ron Murphy	1964-65 to 65-66
Bruce MacGregor	1965-66 to 70-71
Tom Miller	1970-71
Ab McDonald	1971-72
Henry Boucha	1971-72
Randy Manery	1971-72
Bob Cook	1972-73
Garnet Bailey	1972-73 to 73-74
Dan Gruen	1973-74
Marcel Dionne	1974-75
Bryan Hextall	1975-76
J.P. Leblanc	1975-76 to 77-78
Fern Leblanc	1977-78
Errol Thompson	1977-78 to 80-81
Brent Peterson	1980-81 to 81-82
Tom Rowe	1982-83
Ivan Boldirev	1982-83 to 84-85
Adam Oates	1985-86
Billy Carroll	1985-86 to 86-87
Adam Graves	1987-88 to 89-90
Sheldon Kennedy	1989-90 to 90-91
Jimmy Carson	1991-92 to 92-93
Mile Sillinger	1993-94 to 95
Bob Errey	1995 to 96-97

No. 13

Harold Hart	1926-27
Vyacheslav Kozlov	1991-92 to 2000-01
PAVEL DATSYUK	2001-02 to present

No. 14

Herb Stuart	1926-27
Percy Traub	1927-28
Frank Daley	1928-29
Rusty Hughes	1929-30
Stan McCabe	1930-31
Doug Young	1931-32
Stu Evans	1932-33
Fred Robertson	1933-34
Lloyd Gross	1933-34
Gus Marker	1933-34
Desse Roche	1934-35
Lorne Duguid	1934-35
Wilf Starr	1935-36
Mud Bruneteau	1935-36 to 37-38
Hal Mackie	1936-37 to 37-38
Alex Motter	1937-38 to 38-39
Sid Abel	1938-39
Gus Giesebrecht	1939-40 to 41-42
Ken Kilrea	1939-40
Joe Fisher	1939-40
Gerry Brown	1941-42
Joe Carveth	1942-43
Bernie Ruelle	1943-44
Bill Jennings	1943-44
Ted Lindsay	1944-45 to 46-47
Bep Guidolin	1947-48 to 48-49
Bud Poile	1948-49
Pete Babando	1949-50
Metro Prystai	1950-51
Glen Skov	1950-51 to 51-52
Reg Sinclair	1952-53
Dutch Reibel	1953-54 to 54-55
Real Chevrefils	1955-56
Lorne Ferguson	1955-56 to 57-58

Jack McIntyre	1957-58 to 58-59
Claude Laforge	1958-59
Gerry Melnyk	1959-60 to 60-61
Ed Litzenberger	1961-62
Len Lunde	1961-62
Bill McNeill	1962-63
Larry Jeffrey	1962-63 to 64-65
Butch Paul	1964-65
Billy Harris	1965-66
Parker MacDonald	1965-66 to 66-67
Murray Hall	1966-67
Doug Roberts	1966-67 to 67-68
Real Lemieux	1966-67
Craig Cameron	1966-67
Gary Marsh	1967-68
Nick Libett	1967-68 to 78-79
Dennis Sobchuk	1979-80
Alex Pirus	1979-80
Mike Blaisdell	1980-81
Mal Davis	1980-81
Don Murdoch	1981-82
Stan Weir	1982-83
Lane Lambert	1983-84 to 85-86
Doug Shedden	1985-86 to 86-87
Brent Ashton	1986-87 to 87-88
Miroslav Frycer	1988-89
Randy McKay	1988-89
Torrie Robertson	1988-89 to 89-90
Brent Fedyk	1990-91 to 91-92
Jim Hiller	1992-93
Andrew McKim	1995
Aaron Ward	1996-97
Brendan Shanahan	1996-97 to 2005-06

DEREK MEECH 2007-08 to present

No. 15

Jack Arbour	1926-27
Frank Sheppard	1927-28
Pete Bellefeuille	1929-30
Roland Matte	1929-30
Jim Creighton	1930-31 to 31-32
John Newman	1930-31
Hec Kilrea	1931-32
Gus Marken	1932-33
Ron Moffatt	1932-33
Gord Pettinger	1933-34
Gene Carrigan	1933-34
George Patterson	1934-35
Lloyd Gross	1934-35
Wilf Starr	1934-35
Pete Kelly	1935-36 to 36-37
John Sherf	1937-38 to 38-39
Clarence Drouillard	1937-38
Carl Liscombe	1937-38
Ron Hudson	1937-38
Don Deacon	1938-39
Dave Trottier	1938-39
Phil Besler	1938-39
Eddie Bush	1938-39
Buck Jones	1938-39
Jack Keating	1939-40
Connie Brown	1939-40, 41-42
Archie Wilder	1940-41
Ed Bruneteau	1940-41, 44-45 to 47-48
Ken Kilrea	1941-42, 42-43
Bill Quackenbush	1942-43
Cully Simon	1942-43

Frank Bennett	1943-44
Dalton Smith	1943-44
Billy Reay	1943-44
Lude Check	1943-44
Larry Thibeault	1944-45
Enio Scisizzi	1947-48
Fern Gauthier	1948-49
Nelson Podolsky	1948-49
Marty Pavelich	1949-50 to 50-51
Larry Wilson	1951-52
Alex Delvecchio	1951-52 to 54-55
Lorne Davis	1954-55
Larry Hillman	1954-55 to 55-56
Billy Dea	1956-57 to 57-58
Metro Prystai	1957-58
Dennis Olson	1957-58
Don Poile	1957-58
Billy McNeill	1958-59 to 59-60
Jack McIntyre	1959-60
Howie Glover	1960-61 to 61-62
Charlie Holmes	1961-62
Wayne Rivers	1961-62
Pit Martin	1961-62
Allan Johnson	1962-63
Andre Pronovost	1962-63 to 63-64
Ted Lindsay	1964-65
Irv Spencer	1965-66
Gary Jarrett	1966-67
Ray Cullen	1966-67
Bart Crashley	1967-68
Galen Head	1967-68
Ron Anderson	1968-69
Fred Speck	1968-69
Sandy Snow	1968-69
Hank Monteith	1968-69 to 69-70
Al Karlander	1969-70 to 72-73
Rene Leclerc	1970-71
Robbie Fforek	1973-74
Bill Hogaboam	1973-74 to 75-76
Brian Watts	1975-76
Fred Williams	1976-77
Paul Woods	1977-78 to 83-84
Claude Loiselle	1984-85
Chris Cichocki	1985-86 to 86-87
Mel Bridgman	1986-87 to 87-88
Paul MacLean	1988-89
Brent Fedyk	1989-90
Johan Garpenlov	1990-91 to 91-92
Sheldon Kennedy	1992-93 to 93-94
Mike Ramsey	1995-96
Tomas Holmstrom	1996-97 to 1997-98
Dmitri Mironov	1997-98
Todd Gill	1998-99
Yan Golubovsky	1999-2000
Pat Verbeek	1999-2000 to 2000-01
Ladislav Kohn	2001-02
Jason Woolley	2002-03 to 2003-04
Josh Langfeld	2006-07

No. 16

Harold Hicks	1930-31
Leroy Goldsworthy	1930-31
Emil Hanson	1932-33
Carl Voss	1932-33
Gus Marker	1933-34
Harry Foster	1933-34
Wilf Starr	1933-34
Ron Moffatt	1933-34

Yank Boyd	1934-35
Scotty Bowman	1935-36 to 38-39
John Gallagher	1936-37
Rollie Roulston	1936-37 to 37-38
Buck Jones	1938-39
Jack Stewart	1938-39
Jim Orlando	1939-40
Les Douglas	1940-41
Clarence Behling	1940-41
Bill Jennings	1940-41 to 42-43
Joe Fisher	1941-42 to 42-43
Adam Brown	1941-42 to 42-43
Connie Brown	1942-43
Bill Quackenbush	1943-44 to 45-46
Rollie Rossignol	1943-44
Steve Wochy	1946-47
Gerry Couture	1946-47
Lloyd Doran	1946-47
Calum MacKay	1946-47
Jim McFadden	1947-48 to 50-51
John Wilson	1951-52 to 54-55
Fred Glover	1951-52
Enio Scisizzi	1951-52
Norm Ullman	1955-56 to 57-58
Jack Hendrickson	1958-59
Jake McIntyre	1958-59 to 59-60
Brian Smith	1959-60 to 60-61
Claude Laforge	1960-61
Ed Diachuk	1960-61
Bruce MacGregor	1960-61 to 65-66
Bob Wall	1965-66
Ted Hampson	1966-67 to 67-68
Garry Unger	1967-68
Ron Harris	1968-69 to 71-72
Henry Boucha	1972-73 to 73-74
Earl Anderson	1974-75
Michel Bergeron	1974-75 to 77-78
Andre St. Laurent	1977-78 to 78-79
Tom Webster	1979-80
Rejean Cloutier	1979-80
Jody Gage	1980-81
Mark Kirtou	1981-82 to 82-83
Bobby Francis	1982-83
Kelly Kisio	1982-83 to 85-86
Ric Seiling	1986-87
John Chabot	1987-88 to 90-91
Vladimir Konstantinov	1991-92 to 96-97

No. 17

Frank Frederickson	1930-31
Leroy Goldsworthy	1932-33
Ron Moffatt	1933-34 to 34-35
Burr Williams	1933-34
Gene Carrigan	1933-34
Ed Wiseman	1935-36
Wally Kilrea	1935-36, 37-38
Art Giroux	1935-36
John Sherf	1935-36
Don Deacon	1936-37
Hal Mackie	1936-37
John Gallagher	1936-37
Jim Orlando	1936-37 to 37-38
Carl Liscombe	1937-38
Ron Hudson	1937-38
Pete Bessone	1937-38
Ken Doraty	1937-38
John Doran	1937-38
John Sorrell	1937-38

Mud Bruneteau	1937-38
Charlie Conacher	1938-39
Cecil Dillion	1939-40
Bert Peer	1939-40
Joe Carveth	1940-41 to 41-42
Joe Fisher	1940-41
Bob Whitelaw	1941-42
Harry Watson	1942-43
John Sherf	1943-44
Frank Kane	1943-44
Jud McAtee	1943-44
Ken Kilrea	1943-44
Hy Buller	1943-44
Tony Bukovich	1943-44
Billy Thompson	1943-44
Steve Wochy	1944-45
Earl Siebert	1944-45 to 45-46
Doug McCaig	1945-46
Gordie Howe	1946-47 to 47-48
Don Morrison	1947-48 to 48-49
Pat Lundy	1948-49
Fred Glover	1949-50, 51-52
Joe Carveth	1949-50 to 50-51
Metro Prystai	1950-51
Alex Delvecchio	1950-51
John Wilson	1951-52
Red Almas	1952-53
Larry Wilson	1952-53
Marcel Bonin	1952-53 to 53-54
Bill Dineen	1953-54 to 56-57
Forbes Kennedy	1957-58 to 59-60
Murray Oliver	1959-60
Allan Johnson	1960-61
Claude Laforge	1961-62
Bo Elik	1962-63
Roger Lafreniere	1962-63
Floyd Smith	1962-63 to 67-68
Ted Hampson	1964-65
Wayne Connelly	1968-69 to 70-71
Tim Ecclestone	1970-71 to 73-74
Pierre Jarry	1973-74 to 74-75
Brian Murphy	1974-75
Ken Mann	1975-76
Bobby Sheehan	1976-77
Steve Coates	1976-77
Al McDonough	1977-78
Dave Hanson	1978-79
Rob Plumb	1978-79
Mike Foligno	1979-80 to 81-82
Jody Gage	1981-82
Mark Lofthouse	1982-83
Bob Crawford	1982-83
Brad Smith	1982-83
Ed Johnstone	1983-84
Gerald Gallant	1984-85 to 92-93
Doug Brown	1995 to 2000-01
Brett Hull	2001-2002 to 2003-04
Brad Norton	2006-07
Kyle Calder	2006-07
Dallas Drake	2007-08

No. 18

Bob Davis	1932-33
Ron Moffatt	1933-34
Rollie Roulston	1935-36
John Sherf	1936-37
Charlie Mason	1938-39
Jack Stewart	1938-39

Connie Brown 1938-39, 40-41
 Pete Kelly 1938-39
 Don Grosso 1939-40
 Hec Kilrea 1939-40
 Dutch Hiller 1941-42
 Pat McReavy 1941-42
 Doug McCaig 1941-42
 Cully Simon 1942-43
 John Holota 1942-43, 45-46
 Les Douglas 1942-43
 Jud McAtee 1942-43
 Bernie Ruelle 1943-44
 Ed Bruneteau 1943-44 to 44-45
 Hy Buller 1943-44
 Gerry Brown 1945-46
 Rollie Rossignol 1945-46
 Jim Conacher 1945-46 to 48-49
 Doug Baldwin 1946-47
 Gerry Couture 1948-49 to 50-51
 Marcel Pronovost 1951-52
 Larry Ziedel 1952-53
 Bill Folk 1952-53
 Jim Hay 1952-53, 54-55
 Al Arbour 1953-54
 Ed Zeniuk 1954-55
 Keith Allen 1954-55
 Bucky Hollingworth 1955-56 to 56-57
 Dale Anderson 1956-57
 Gord Strate 1957-58
 Pete Goegon 1957-58, 62-63 to 64-65
 Gus Morton 1958-59
 Jim Morrison 1959-60
 Lloyd Haddon 1959-60
 Gerry Odrowski 1960-61 to 61-62
 Ron Harris 1962-63
 Dave Lucas 1962-63
 Ian Cushman 1963-64
 John Miszuk 1963-64
 Gary Bergman 1964-65
 Bryan Watson 1965-66 to 66-67
 Ted Taylor 1966-67
 Warren Godfrey 1966-67
 Jim Watson 1967-68
 Dan Lawson 1968-69
 Ed Hatoum 1968-69
 Matt Ravlich 1969-70
 Dale Rolfe 1969-70
 Gerry Hart 1970-71 to 71-72
 Bill Sutherland 1971-72
 Rick McCann 1971-72
 Len Fontaine 1972-73
 Blair Stewart 1973-74
 Brian Lavender 1973-74
 Bryan Watson 1973-74 to 76-77
 Kevin Schamehorn 1976-77
 Rob Plumb 1977-78
 Fern Leblanc 1978-79
 J.P. Leblanc 1978-79
 Mal Davis 1978-79
 George Lyle 1979-80 to 81-82
 Danny Gare 1981-82 to 85-86
 Basil McRae 1986-87
 Mark Kumpel 1986-87 to 87-88
 Kris King 1988-89
 Kevin McClelland 1989-90 to 90-91
 Alan Kerr 1991-92

John Ogradnick 1992-93
 Chris Tancill 1992-93
 Mark Pederson 1993-94
 Mike Krushelnyski 1995-95

KIRK MALTBY 1995-96 to present
No. 19

Jack Stewart 1938-39
 Sid Abel 1938-39
 Gus Giesebrecht 1938-39
 Ron Hudson 1939-40
 Art Herchenratter 1940-41
 Hal Jackson 1940-41
 Harry Watson 1945-46
 Cliff Simpson 1946-47
 Les Douglas 1946-47
 Tony Licari 1946-47
 Hugh Millar 1946-47
 Max McNab 1947-48
 Marty Pavelich 1947-48 to 48-49
 Steve Black 1949-50 to 50-51
 Vic Stasiuk 1950-51, 52-53 to 54-55
 Larry Ziedel 1951-52 to 52-53
 Bill Folk 1951-52
 Larry Jankowski 1952-53
 Steve Hrymnak 1952-53
 Keith Allen 1953-54
 Don Poile 1954-55
 Jerry Toppazini 1955-56
 Murray Costello 1955-56 to 56-57
 Billy McNeill 1956-57, 63-64
 Tom McCarthy 1957-58 to 58-59
 Brian Smith 1957-58
 Dave Amadio 1957-58
 Bucky Hollingworth 1957-58
 Gerry Ehman 1958-59
 Gord Strate 1958-59
 Lou Marcon 1958-59 to 59-60
 Pete Goegon 1959-60
 Parker MacDonald 1960-61
 Marc Roileau 1961-62
 Bob Dillabough 1961-62
 Val Fonteyne 1962-63
 Wayne Muloin 1963-64
 John MacMillan 1963-64
 Paul Henderson 1963-64 to 67-68
 Pete Stelmowski 1968-69 to 70-71
 Hank Monteith 1970-71
 Doug Volmar 1970-71
 Jim Krulicki 1970-71
 Bob Wall 1971-72
 Gary Doak 1972-73
 Rick Foley 1973-74
 Ted Harris 1973-74
 Jean Hamel 1973-74
 Mike Korney 1974-75 to 75-76
 Barry Salovaara 1974-75
 Mike Wong 1975-76
 Rick Wilson 1976-77
 John Hillworth 1977-78
 Dennis Hull 1977-78
 Roland Cloutier 1978-79
 Dan Bolduc 1978-79 to 79-80
 Mal Davis 1980-81
 Gary MacAdam 1980-81
 Eric Vail 1981-82
 Ivan Boldirev 1982-83

Randy Ladouceur 1982-83
 Steve Yzerman 1983-84 to 2005-06

(retired Jan. 2, 2007)

No. 20

Sid Abel 1938-39
 Jack Keating 1938-39
 Bob Whitelaw 1940-41
 Rudy Zurich 1943-44
 Tony Bukovich 1944-45
 Gerry Couture 1945-46
 John Mowers 1946-47
 Red Kelly 1947-48 to 48-49
 Enio Scisizzi 1948-49 to 49-50
 Larry Wilson 1949-50
 Glen Skov 1949-50
 Gord Haidy 1949-50
 Leo Gravelle 1950-51
 Max McNab 1950-51
 Jim Hay 1953-54
 Jim Peeters 1953-54
 Marcel Bonin 1954-55
 John Bucyk 1955-56 to 56-57
 Don Poile 1957-58
 Bob Bailey 1957-58
 Len Lunde 1958-59 to 61-62
 Bob Solinger 1959-60
 Howie Young 1961-62
 Parker MacDonald 1961-62 to 64-65
 Don McKenzie 1965-66
 Murray Hall 1965-66
 Dean Prentice 1965-66 to 68-69
 Ed Hatoum 1969-70
 Jim Niekamp 1970-71
 Mickey Redmond 1970-71 to 75-76
 Dwight Schofield 1976-77
 Don Martineau 1976-77
 Vaclav Nedomansky 1977-78 to 81-82
 Dwight Foster 1982-83 to 85-86
 Tim Higgins 1986-87 to 88-89
 Greg C. Adams 1989-90
 Marc Potvin 1990-91
 Brad Marsh 1990-91 to 91-92
 Martin Lapointe 1992-93 to 2000-01
 Luc Robitaille 2001-2002 to 2002-03
 Mark Mowers 2003-04
 Robert Lang 2003-04 to 2006-07
 Aaron Downey 2007-08 to 2008-09

No. 21

Pete Kelly 1938-39
 Ken Kilrea 1938-39, 40-41
 Carl Smith 1943-44
 Doug McCaig 1945-46
 Rollie McLenahan 1945-46
 Thain Simon 1946-47
 Al Dewsberry 1946-47
 Enio Scisizzi 1947-48
 Rod Morrison 1947-48
 Lee Fogolin 1948-49
 Marcel Pronovost 1950-51
 Guyle Fielder 1952-53
 Bill Dineen 1953-54
 Earl Johnson 1953-54
 Gilles Dube 1953-54
 Norm Corcoran 1955-56
 Ed Stankiewicz 1955-56
 Cummy Burton 1955-56
 Gerry Melnyk 1955-56

Gord Strate 1956-57
 Tom McCarthy 1956-57
 Bob Bailey 1956-57
 Bucky Hollingworth 1957-58
 Jack Hendrickson 1957-58
 Billy McNeill 1957-58
 Charlie Burns 1958-59
 John McKenzie 1959-60 to 60-61
 Lou Marcon 1960-61, 62-63
 Larry Jeffrey 1961-62 to 62-63
 Eddie Joyal 1962-63 to 64-65
 Ted Hampson 1963-64
 Val Fonteyne 1964-65
 Andre Pronovost 1964-65
 Claude Laforge 1964-65
 Jim Peters Jr. 1964-65
 Andy Bathgate 1965-66 to 66-67
 Warren Godfrey 1967-68
 John Brennaman 1967-68
 Irv Spencer 1967-68
 Pete Mahovich 1967-68
 Jim Watson 1968-69
 Gerry Hart 1968-69
 Mike McMahon 1969-70
 Billy Dea 1969-70 to 70-71
 Mike Robitaille 1970-71
 Serge Lajeunesse 1971-72
 Ron Stackhouse 1971-72 to 73-74
 Jack Lynch 1973-74
 Danny Grant 1974-75 to 77-78
 Roland Cloutier 1977-78
 J.P. Leblanc 1977-78
 Dan Labraaten 1978-79 to 80-81
 Earl Ingarfield 1980-81
 Mike Blaisdell 1981-82 to 82-83
 Claude Loiselle 1983-84, 85-86
 Brad Smith 1983-84
 Jody Gage 1983-84
 Frank Cernik 1984-85
 Adam Oates 1986-87 to 88-89
 Borje Salming 1989-90
 Paul Ysebaert 1990-91 to 92-93
 Bob Halkididis 1993-94 to 1995
 Mark Ferner 1995
 Bob Errey 1995-96 to 96-97
 Darryl Laplante 1997-98 to 1999-2000
 Boyd Devereaux 2000-01 to 2003-04
VILLE LEINO 2008-09 to present

No. 22

Don Deacon 1938-39
 Hy Buller 1944-45
 Les Douglas 1945-46
 Doug McCaig 1946-47
 Ed Bruneteau 1947-48
 Fred Glover 1948-49
 Al Dewsbury 1949-50
 Marcel Pronovost 1949-50
 Clare Raglan 1950-51
 Ben Woit 1950-51
 Vic Stasiuk 1951-52
 Glenn Hall 1952-53
 Len Haley 1959-60 to 60-61
 Stu McNeill 1959-60
 Paul Henderson 1962-63
 Gerry Odrowski 1962-63
 Bob Dillabough 1962-63
 Roger Crozier 1963-64

Harrison Gray	1963-64
Pat Rupp	1963-64
Bob Champoux	1963-64
Carl Wetzel	1964-65
Butch Paul	1964-65
Pete Goegan	1964-65
Ab McDonald	1965-66 to 66-67
Howie Young	1966-67
Dan Lawson	1967-68
Nick Libett	1967-68
Ron Anderson	1967-68
Bob Falkenberg	1970-71
Rick McCann	1970-71
Bill Collins	1970-71 to 73-74
Blair Stewart	1973-74
Nelson Pyatt	1974-75
Dennis Polonich	1974-75
Larry Giroux	1974-75
Mike Wong	1975-76
Dennis Hextall	1975-76 to 78-79
Bill Hogaboam	1978-79 to 79-80
Glen Hicks	1980-81
Greg Joly	1981-82 to 82-83
Murray Craven	1982-83
Brad Park	1983-84 to 84-85
Doug Houda	1985-86
Glenn Merkosky	1985-86
Dave Barr	1986-87 to 90-91
Martin Lapointe	1991-92
Dino Ciccarelli	1992-93 to 95-96
Mike Knuble	1996-97 to 1997-98
Phillipe Audet	1998-99
Yuri Butsayev	1999-2000 to 2000-01
Anders Myrvold	2003-04
BRETT LEBDA	2005-06 to present

No. 23

Enio Schlisizzi	1946-47
Ed Nicholson	1947-48
John Wilson	1949-50 to 50-51
Marcel Pronovost	1950-51
Warren Godfrey	1964-65
Bob Wall	1964-65
Gary Bergman	1965-66
Pete Goegan	1966-67
Dave Rochefort	1966-67
Pete Stenkowski	1967-68
Doug Volmar	1969-70
Jim Shires	1970-71
Guy Charron	1970-71
Robbie Ftorek	1972-73
Rick Newell	1972-73
Bill Hogaboam	1972-73
Dan Gruen	1972-73
Tord Lundstrom	1973-74
Nelson Pyatt	1973-74
Nelson DeBenedet	1973-74
Bill Lothead	1974-75 to 78-79
Roland Cloutier	1978-79
Glen Hicks	1979-80
Mark Kirton	1980-81
Mark Osborne	1981-82 to 82-83
Bob Manno	1983-84 to 84-85
Rick MacLeish	1983-84
Basil McRae	1985-86
Rick Zombo	1985-86
Lee Norwood	1986-87 to 90-91
Kevin Miller	1990-91 to 91-92

Mike Sillinger	1992-93
Greg Johnson	1993-94 to 96-97
Mike Ramsey	1996-97
Stacy Roest	1999-2000; 2002-03
Todd Gill	1999-2000 to 2000-01
Mathieu Schneider	2002-03 to 2006-07
BRAD STUART	2007-08 to present

No. 24

Calum MacKay	1948-49
Gerry Reid	1948-49
Al Dewsbury	1949-50
Fred Glover	1950-51
Bob Dillabough	1964-65
Bart Crashley	1965-66 to 66-67
Gary Doak	1965-66
Pete Mahovlich	1965-66
Jim Watson	1965-66
Leo Boivin	1965-66
Bob McCord	1966-67
Randy Manery	1970-71
Brian Conacher	1971-72
Ken Murray	1972-73
Brent Hughes	1973-74
Rick McCann	1974-75
Tom Mellor	1974-75
Rene Drolet	1974-75
Frank Bathe	1974-75 to 75-76
Jim Nahrang	1975-76
Greg Joly	1976-77 to 80-81
Derek Smith	1981-82 to 82-83
Brian Johnson	1983-84
Murray Craven	1983-84
Larry Trader	1984-85
Pierre Aubry	1984-85
Bob Probert	1985-86 to 93-94
Chris Chelios	1998-99 to 2008-09

No. 25

Don Grosso	1938-39
Fern Gauthier	1946-47
Cliff Simpson	1946-47
Tom Gratton	1947-48
Leo Fogolin	1947-48
Ed Stankiewicz	1953-54
Hank Bassen	1963-64
Murray Hall	1964-65 to 65-66
Warren Godfrey	1965-66
Jim Peters	1965-66
Doug Roberts	1965-66
Bob McCord	1965-66
George Gardner	1965-66
Serje Lajeunesse	1972-73
Tom Mellor	1973-74
Rick Newell	1973-74
Blair Stewart	1974-75
Mike Bloom	1974-75 to 76-77
Dave Kelly	1976-77
Larry Wright	1977-78
Bjorn Skaare	1978-79
Greg Carroll	1979-80
Kevin Schamehorn	1979-80
John Ogradnick	1979-80 to 86-87, 92-93
Dave Lewis	1986-87 to 87-88
Jim Pavese	1987-88 to 88-89
Randy McKay	1988-89
Mark Habscheid	1989-90 to 90-91
Troy Crowder	1991-92

Darren McCarty 1993-94 to 2003-04;
2007-08 to 2008-09

No. 26

Nelson Pyatt 1973-74
Doug Roberts 1973-74 to 74-75
Al Cameron 1975-76 to 78-79
Steve Short 1978-79
Jim Korn 1979-80 to 81-82
Larry Trader 1982-83
Ken Solheim 1982-83
Barry Melrose 1983-84
Ray Sheppard 1991-92 to 95
Wes Walz 1995-96
Anders Eriksson 1996-97
Joe Kocur 1984-85 to 90-91,
96-97 to 1999-2000
Jiri Hudler 2003-04 to 2008-09

No. 27

Max McNab 1947-48
Doug McKay 1949-50
Frank Mahovlich 1967-68 to 70-71
Doug Volmar 1971-72
Denis Dejordy 1973-74
Jim Rutherford 1973-74
Brian McCutcheon 1974-75
Phil Roberto 1974-75 to 75-76
Buster Harvey 1975-76 to 76-77
Bob Ritchie 1976-77 to 77-78
Brent Peterson 1978-79 to 80-81
Brad Smith 1980-81 to 81-82, 83-84
Reg Leach 1982-83
Pierre Aubry 1983-84
Darryl Sittler 1984-85
Harold Snepsts 1985-86 to 87-88
Doug Houda 1988-89 to 90-91
Brian MacLellan 1991-92
Jim Cummins 1992-93
Micah Aivazoff 1993-94
Jason York 1995
Mark Ferner 1995
Marc Bergevin 1995-96
Aaron Ward 1996-97 to 2000-01
Fredrik Olausson 2001-2002
Patrick Boileau 2002-03
Darryl Bootland 2003-04 to 2006-07

No. 28

Barry Salovaara 1975-76
Reed Larson 1976-77 to 85-86
Dale Krentz 1986-87; 1988-89
Brent Fedyk 1987-88
Bob Wilkie 1990-91
Sheldon Kennedy 1991-92
Dallas Drake 1992-93 to 93-94
Tomas Sandstrom 1996-97
Yan Golubovskiy 1997-98 to 1998-99
Steve Duchesne 1999-2000 to 2001-02
Kevin Miller 2003-04
Tomas Kopecky, RW 2005-06 to 06-07
BRIAN RAFALSKI 2007-08 to present

No. 29

Terry Sawchuk 1968-69
Don Martineau 1975-76
Brian McCutcheon 1975-76 to 76-77
Fred Berry 1976-77
Tim Sheehy 1977-78
John Hilworth 1978-79 to 79-80

Joe Paterson 1980-81 to 81-82
Greg Stefan 1981-82
Ted Nolan 1981-82
Jim Rutherford 1983-84 to 86-87
Randy Ladouceur 1983-84 to 86-87
Gilbert Delorme 1986-87 to 88-89
Chris Kotsopoulos 1989-90
Randy McKay 1989-90 to 90-91
Doug Crossman 1991-92
Dennis Vial 1992-93
Aaron Ward 1993-94
Sergei Bautin 1993-94
Mike Vernon 1994-95 to 96-97
Todd Gill 1999-2000
Jason Williams 2000-01 to 2006-07
Ty Conklin 2008-09

No. 30

Hank Bassen 1965-66 to 66-67
George Gardner 1966-67 to 67-68
Roger Crozier 1967-68
Roy Edwards 1968-69 to 70-71
Jim Rutherford 1970-71
Gerry Gray 1970-71
Don McLeod 1970-71
Al Smith 1971-72
Denis Dejordy 1972-73
Doug Grant 1973-74
Bill McKenzie 1974-75
Terry Richardson 1974-75, 76-77
Pete McDuffe 1975-76
Ron Low 1977-78
Rogie Vachon 1978-79 to 79-80
Gilles Gilbert 1980-81
Corrado Micallef 1981-82
Greg Stefan 1982-83 to 89-90
CHRIS OSGOOD 1993-94 to present

No. 31

Andy Brown 1971-72 to 72-73
Doug Grant 1974-75 to 75-76
Ed Giacomin 1975-76 to 77-78
Larry Lozinski 1980-81
Claude Legris 1980-81 to 81-82
Al Jensen 1980-81
Bob Sauve 1981-82
Corrado Micallef 1982-83
Chris Pusey 1985-86
Mark Laforest 1985-86 to 86-87
Darren Eliot 1987-88
Tim Cheveldae 1988-89
Alain Chevrier 1990-91
Scott King 1991-92
Peter Ing 1993-94
Kevin Hodson 1995-96 to 98-99
Ken Wregget 1999-2000
Curtis Joseph 2002-03 to 2003-04
Joey MacDonald 2006-07

No. 32

Bruce Eakin 1985-86
Jeff Sharples 1986-87
Sam St. Laurent 1987-88
Tim Cheveldae 1989-90 to 93-94
Stu Grimson 1995 to 1996-97
Maxim Kuznetsov 2000-01 to 2001-02
Steve Thomas 2003-04
Tomas Kopecky 2005-06

No. 33

Bob Manno 1983-84 to 84-85

Brent Ashton 1986-87
 Doug Houda 1987-88
 John Blum 1988-89
 Yves Racine 1989-90 to 92-93
KRIS DRAPER 1993-94 to present

No. 34

Andre St. Laurent 1983-84
 Ed Johnstone 1985-86
 Sam St. Laurent 1986-87
 Jeff Sharples 1987-88 to 88-89
 Daniel Shank 1989-90 to 90-91
 Greg Millen 1991-92
 Steve Maltais 1993-94
 Anders Eriksson 1995-96
 Norm Maracle 1997-98
 Jamie Macoun 1997-98 to 1998-99
 Manny Legace 1999-2000 to 2005-06

No. 35

Ken Holland 1983-84
 Warren Young 1985-86
 Gilbert Delorme 1986-87
 Miroslav Ihnacak 1988-89
 Sam St. Laurent 1988-89 to 89-90
 Dave Gagnon 1990-91
 Allan Bester 1990-91 to 91-92
 Bob Essensa 1993-94
 Marc Lamothe 2003-04
JIMMY HOWARD 2005-06 to present

No. 36

Steve Martinson 1987-88
 Per Djoos 1990-91
 Dennis Vial 1990-91 to 91-92
 B. J. Young 1999-2000
 Derek Meech 2006-07
 Garrett Stafford 2007-08

No. 37

Kris King 1987-88
 John Mocosak 1989-90
 Chris Luongo 1990-91
 Vincent Riendeau 1991-92 to 93-94
 Tim Taylor 1995 to 1996-97
 Kevin Hodson 1998-99
 Marc Rodgers 1999-2000
 Mikael Samuelsson 2005-06
 to 2008-09

No. 38

Murray Eaves 1987-88
 Jeff Brubaker 1988-89
 Scott King 1990-91
 Jason York 1992-93
 Bobby Dollas 1992-93
 Jason York 1993-94
 Tim Taylor 1993-94
 Norm Maracle 1998-99
 Nathan Robinson 2003-04

No. 39

Dale Krentz 1987-88
 Brent Fedyk 1988-89
 Doug Crossman 1990-91
 Aaron Ward 1996-97
 Stacy Roest 1999-2000
 Johan Franzen 2005-06
 Dominik Hasek 2001-2002; 2003-04;
 2006-07 to 2007-08

No. 40

Rogie Vachon 1978-79
 Gord Kruppke 1990-91
 Jason York 1995

Mark Major 1996-97
 Bill Ranford 1998-99
HENRIK ZETTERBERG 2002-03 to present

No. 41

Ed Mio 1983-84 to 85-86
 Brent Gilchrist 1997-98 to 2001-02
 Ray Whitney 2003-04
 Valtteri Filppula 2005-06

No. 42

Bernie Federko 1989-90
 Sean Avery 2001-2002
 Don MacLean 2005-06
MATTIAS RITOLA 2007-08 to present

No. 43

Murray Eaves 1989-90
 Bill McDougall 1990-91
 Matt Hussey 2006-07
DARREN HELM 2007-08 to present

No. 44

Glenn Merkosky 1989-90
 Gord Kruppke 1993-94
 Viacheslav Fetisov 1995
 Anders Eriksson 1997-98 to 1998-99
 Yan Golubovsky 1999-2000
 Mark Mowers 2003-04 to 2005-06
 Todd Bertuzzi 2006-07
 Mark Hartigan 2007-08
 Aaron Downey 2008-09

No. 45

Kyle Quincey 2005-06

No. 46

Marc Potvin 1990-91 to 91-92

No. 47

Jim Cummins 1991-92

No. 48

Gary Shuchuk 1990-91
 Chris Tancill 1991-92

No. 51

Dmitri Mironov 1997-98
VALTERI FILPPULA 2006-07 to present

No. 52

Dave Lewis 1986-87
 Ryan Barnes 2003-04
JONATHAN ERICSSON 2007-08 to present

No. 55

Dave "Tiger" Williams 1984-85
 Keith Primeau 1990-91 to 95-96
 Larry Murphy 1996-97 to 2000-01
 Dmitri Bykov 2002-03
NIKLAS KRONWALL 2003-04 to present

No. 71

Wendel Clark 1998-99
 Jiri Slegr 2001-02

No. 72

Brad Smith 1984-85

No. 77

Paul Coffey 1992-93 to 95-96

No. 81

Marian Hossa 2008-09

No. 82

Tomas Kopecky 2007-08 to 2008-09

No. 85

Petr Klima 1985-86 to 89-90; 1998-99

No. 91

Sergei Fedorov 1990-91 to 2002-03

No. 93

JOHAN FRANZEN 2006-07 to present

No. 95

Danny Markov 2006-07

No. 96

TOMAS HOLMSTROM 1997-98 to present



Detroit Red Wings ALUMNI ASSOCIATION

RED WINGS ALUMNI CELEBRATE GOLDEN ANNIVERSARY BY GIVING BACK

by: Dave Goetze

Since 1959 the Red Wings Alumni have been “skating for a cause.” During our 50th Anniversary season, we have had the good fortune to be a part of many fund raising efforts for various charitable organizations in Michigan, Canada, and throughout North America.

Some of the highlights of the season include having the Stanley Cup as part of our Pro Stars Tour that was featured at a charity game in Port Huron, Michigan. The snow was deep, the traffic was snarled, but the glory of the Lord Stanley shown upon the faces of fans young and old as many waited in line for up to five hours to get their picture with the Cup and their favorite Red Wing hero of yesterday. Former Red Wing legends were on hand including Ted Lindsay, Alex Delvecchio, Bill Gadsby, Dave Lewis, Joey Kocur, Dino Ciccarelli, Bob Probert, and Mickey Redmond to name a few.

The crowd was also graced by the female presence of the Voice of the Red Wings, Karen Newman, and the only female goal tender in the National Hockey League, Manon Rheume, formerly of the Tampa Bay Lightning. Title Sponsor, Datapak Services Corporation, and Presenting Sponsor, Carhartt, provided the financial backing to make this game and the entire Pro Stars Tour series a huge success.

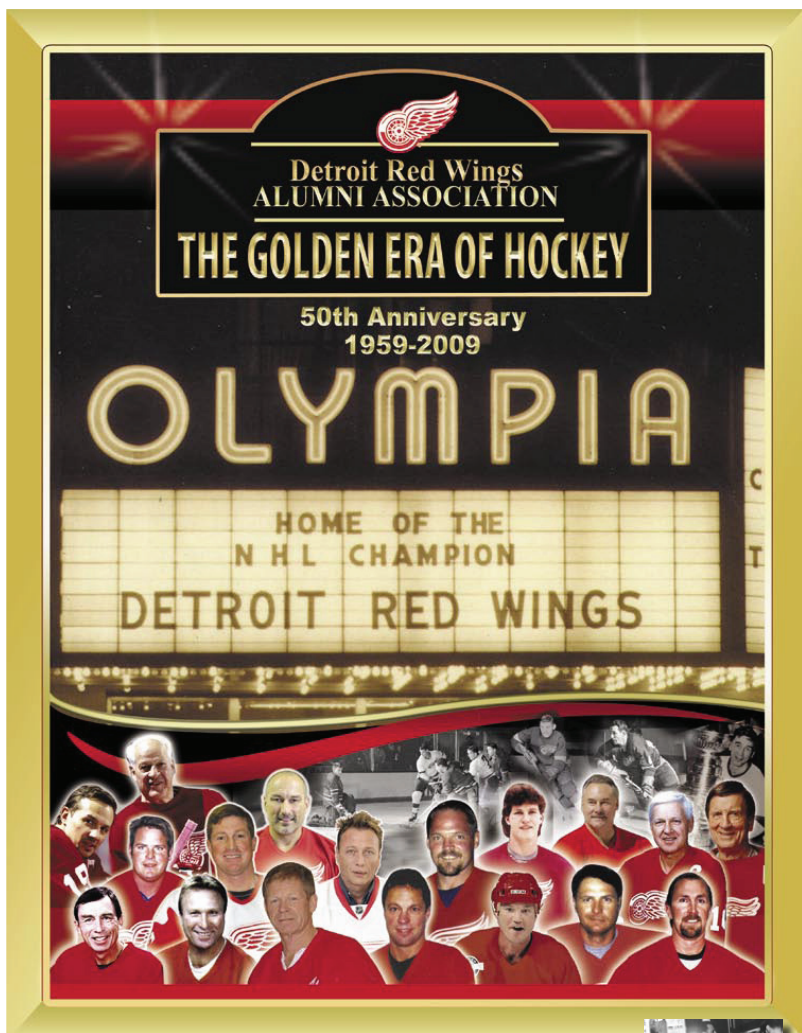
The Alumni traveled to Kalamazoo, Muskegon, Fort Wayne, Flint, as well as, Port Huron on an International Hockey League Pro Stars Tour. These charity exhibition games were played before each IHL contest with fans staying for two great hockey games and with an added personal touch of receiving an autograph from a hockey legend. Current Red Wings Alumni President, Dennis Hextall, commented, “the fans energize all of our players. By remembering us, they provide former NHL players like myself the chance to reflect back on times gone by. Our hockey careers were special times in all of our lives.” Former Red Wing Captain, 50 goal scorer and current Fox Sports Analyst, Mickey Redmond, shared, “there is nothing better for me than to see a young boy or girl’s face light up as they experience the joy of a hockey game. As you know, it’s the greatest game there is.”

In all, the former Winged Wheel veterans played in twenty-five charity hockey games raising over a million dollars for worthy causes this past season. Vice President, John Ogradnick, shared, “on a number of levels the experience of playing for the Alumni has been very gratifying to me. Sometimes you don’t realize what you’re doing and how it helps until someone walks in the alumni room and thanks us for our charitable donation. Words can’t describe how good that makes you feel as a human being.”

During our 50th Anniversary Golf and Dinner Benefit, the Alumni honored the memory of former Red Wing defenseman, Gary Bergman, by presenting his wife with the 2009 Humanitarian Award in recognition for his dedicated service. Also recognized at the event were long time Alumni members, John Rea, who was presented with the Iron Man Award for his 40 years of charitable service, and Tom Shaw, Team Trainer for the Alumni since 1968. All of these men are at the heart of the membership, exemplary men who give of their time and talents for the good of others who are less fortunate.

Finally, we closed our 50th Anniversary celebration with the “Captain’s Edition” DVD produced in cooperation with Keepsake Video. Former Wings Captains, Yzerman, Redmond, Hextall, Lindsay, and Delvecchio summarized their thoughts on the Golden Years with the Red Wings and working with the Ilitch family. Stevie Y’s closing comments on the DVD summarized the Alumni experience best, “it is a privilege to be part of a legacy like the Detroit Red Wings organization and the Alumni. It’s all about giving back and making a positive difference in someone’s life.” Winning remarks from

the longest serving Captain in NHL history, what a blessing it is to be part of the greatest alumni with the greatest franchise in professional sports history. It's all about serving others which drives the former Winged Wheel Warriors to continue "skating for a cause!" You can purchase this DVD on-line by going to www.redwingalumni.com. 50th Anniversary Red Wings Alumni books can also be purchased at this site with all funds raised going to charity.



I.H.L. Pro Stars Tour Game Dates

Saturday, January 10 at 4:30 p.m. vs. Flint Generals Alumni
 Saturday, January 17 at 4:30 p.m. vs. Port Huron Flags Alumni -

Stanley Cup in Port Huron

Saturday, March 7 at 4:30 p.m. vs. Muskegon Lumberjacks Alumni
 Saturday, March 14 at 5:00 p.m. vs. Fort Wayne Komets Alumni
 Saturday, March 21 at 4:30 p.m. vs. Kalamazoo Wings Alumni

For ticket information contact your local arena or purchase tickets online at www.ihl-hockey.com just click on the team in your area.



Carhartt
 Hard at work since 1889

Datapak Services Corporation
 fulfilling the NEEDS of business

meijer

Tim Hortons

RCD
 RCD Engineering, Inc.

ADVANCED CARE
 PHARMACY & MEDICAL SUPPLIES

MEDIA INFORMATION & GUIDELINES

Public Relations Department

John Hahn, Senior Director of Communications

Todd Beam, Media Relations Manager

Lisa Hickok, Public Relations Coordinator

Kelli Kearly, Community Relations Coordinator

Phone: (313) 396-7544 — Fax (313) 567-0296

Media Hotline: (313) 396-7599

Community Relations Hotline: (313) 396-7524

Website: www.detroitredwings.com

CREDENTIALS: Access to Detroit Red Wings' home games and practices is available to accredited media specifically assigned to cover each event. Season credentials are granted to media covering ALL Red Wing home games.

Single-game credentials must be requested in writing, on letterhead, at least 24 hours in advance of each contest. **Only previously approved media** without season credentials should call the Media Hotline (313) 396-7599 at least 24 hours in advance and leave a message requesting a single-game credential as well as seating and/or photographer positions if necessary.

Single-game credentials may be picked up at the Security Desk inside the West Gate of Joe Louis Arena beginning two hours prior to game time.

SEATING: Credentials permit access to the press room and to both team's post-game locker rooms. Every effort will be made to accommodate all media with seating in the press box. However, due to space limitations, seating in the press room may be required. The Joe Louis Arena press room is located street level of the building near the East Gate and is available for all Red Wing home games.

All media attending games are asked to phone the Media Hotline (313) 396-7599 at least 24 hours in advance to request press box seating.

PRACTICE SCHEDULES: The Media Hotline will be updated daily with upcoming practice times and event information. When available the visiting team's practice times in Detroit will be included in the message as well.

PHOTOGRAPHERS: Photo credentials will be issued on a single-game basis. Only those photographers on assignment from approved media outlets will be permitted access to Red Wings' games and practices. **Photo Editors** must call the Media Hotline prior to 2:00 pm on game days with the names of photographers who will be shooting the game.

Credentialed Photo runners are not permitted to stand on or near any shooting positions on the arena concourse or inside the bowl at any time during the game. Failure to comply with this policy will result in immediate removal from Joe Louis Arena along with confiscation of that individual's game credential.

FREELANCE PHOTOGRAPHERS WILL NOT BE ISSUED CREDENTIALS.

Photographers must shoot from designated photo areas only. Photo positions are assigned by the Red Wings' PR office and posted in the press room approximately two hours prior to game time. Photographers requesting specific shooting locations must phone the Media Hotline (313) 396-7599 no later than 2 p. m. for evening games and 10 a. m. for matinees.

Photographers desiring to rent or use their own strobes must contact the Detroit Red Wings Public Relations Department at least 48 hours in advance of each contest.

TELEVISION COVERAGE: All local television stations are prohibited from shooting and distributing footage inside the Joe Louis Arena bowl beginning 30 minutes prior to each contest and until all broadcast television rightsholders have signed off the air. Footage from the arena property and outer mezzanine area is permitted as long as the ice surface does not appear in any way in the shot.

Television cameras in the bowl are limited to natural arena light whenever players are on the ice surface.

All local television stations desiring to shoot inside Joe Louis Arena must request to do so in advance through the Detroit Red Wings Public Relations Department.

RADIO COVERAGE: All non-rightsholder radio stations are not permitted to broadcast live from inside Joe Louis Arena beginning 30 minutes prior to each contest and until all rightsholders have signed off the air.

PRESS ROOM: A press room for pre-game meals and working is available between the East Gate and the locker rooms. A pre-game meal will be served 90 minutes prior to each contest. There is a minimal charge for the media. A work area with electrical outlets, credit card pay phones and televisions is available in the press room.

PARKING: Limited parking for credentialed media by pass list is available at no charge in the media section of the city-owned Joe Louis Arena Garage. Please include your parking requests when making credential requests to the Red Wings Public Relations Department.

Media parking is extremely limited and **NOT GUARANTEED.**

TICKETS: A limited number of single-game tickets to Red Wings home games are available for purchase by members of the media only. Please contact the Senior Director of Communications John Hahn for ticket requests well in advance of the desired game.

2009-10 DETROIT SPORTS BROADCASTERS ASSOCIATION ACTIVE MEMBERS

WXYT-AM, WXYT-FM & WWJ-AM: George Blaha, Jim Brandstatter, Mark Champion,
Dan Dickerson, Sonny Eliot, Terry Foster, Ken Kal, Dan Miller

WJR-AM: Frank Beckmann, George Blaha, Gus Ganakas, Tom Mazawey, Will Tieman

WDFN-AM: Ron Cameron, Denny Kapp

WTKA-AM: Al Fellhauer, Jim Hunt

WPON-AM: Ron Cameron

WONN-AM: Jim Hendrick

WMIC-AM, WTVG-AM, WMIC-FM: George Benko, Robert Benko

WOMC-FM: Frank Beckmann, Jim Brandstatter, Tom Mazawey

WKAR-FM: Earle Robinson

WPKR-FM: Robert Williams

WPHS-FM: Jennifer Stanczyk, Matthew Pocket

WSDP-FM: Bill Keith

WYBR-FM: Paul Cicchini

WXOU-FM: Kyle Bauer, Neal Ruhl

MCW Communications: Terry Moore

Westwood One: Mark Champion, Buck Jerzy

FOX Sports Net Detroit: Rod Allen, George Blaha, Ken Daniels, Jason Dizik, Mario Impemba,

Fred Pletsch, Shireen Saski, Trevor Thompson

WDIV-TV: Bernie Smilovitz, Rob Parker

WJBK-TV: Dan Miller, Ryan Ermanni, Bob Wojnowski

ESPN/ESPN2: John Cwikla

HBO: Emanuel Steward

Big Ten Network: Josh Hakala, Shireen Saski

TV-10: Rich Kincaide, Thomas Watson

WCS-TV: Candise Watts, Matthew Pocket

LCPS-TV: Steve Miller

MNN-TV: Jennifer Issso

NDTV: Ronnie Kadykowski

OTHERS: Mike Alberts, Ron Angel, Todd Cameron, Paul Carey, Toby Cunningham, Richard Curbelo,
Dennis Davidson, Butch Davis, Dave Diles, Robert Dorogi, George Eichorn, Bill Eisner,
Ben Eriksson, Roger Faulkner, Vicki Foley, John Fountain, Dave Frisco, Frank Garza,
Dan Graschuck, Ernie Harwell, Jim Hindy, Don Kremer, Ray Lane, Budd Lynch,
Nick Martines, Bruce Martyn, Dominic Menzo, Scott Morganroth, Jim Ramsey, Tom Ryan,
Eddie Sachs Jr., Bob Tripi, Dana Wakiji, Carol Yerby, Jon Yinger, Dan York

DSBA OFFICERS: President Rich Kincaide

Vice President James Rein

Secretary Sherrie Handrinos

Treasurer Bill Wischman

Sergeant-at-Arms & Marketing Director Bill Harrington

Executive Director George Eichorn

RED WINGS IN THE COMMUNITY

The Red Wings organization is committed to making a difference in the lives of those less fortunate in the Metropolitan Detroit area. Players and staff members embrace the opportunity to be leaders in our community and volunteer tremendous amounts of their time to numerous local charitable groups.



Detroit Red Wings Foundation

Created in 2005, The Detroit Red Wings Foundation invests in the future of our community by providing funds and resources to worthy causes that contribute to the growth of the sport of hockey.

The Red Wings players and staff participate in several major fundraising events throughout the season including the annual Toast of Hockeytown winetasting, Motor

City Casino Red Wings Texas Hold'em Tournament, Training Camp Golf Tournament and Dinner and the Red Wings Wish Club partnership with Children's Hospital of Michigan. Through these events and several other fundraising activities throughout the year, the Red Wings raise over \$400,000 annually.

Among the organizations benefiting from grants and donations in 2008-09 were the Salvation Army STRIVE Hockey Program, the Macomb-Oakland Regional Center Adaptive Hockey Program, the Variety FAR Conservatory of Therapeutic and Performing Arts Adaptive Hockey program, the Michigan Amateur Hockey Association and the Detroit Hockey Association.



For the second year, the Detroit Red Wings Foundation will open its doors to local nonprofit organizations through the charity 50/50 raffle program. At every home game this season, volunteers will sell 50/50 raffle tickets to fans along the Joe Louis Arena concourse. The total amount raised each night is divided between the raffle winner, the Detroit Red Wings Foundation and the participating nonprofit group. Nearly \$11,000 was donated back to charitable organizations last season over the course of 12 games.



The premier team fundraising event is the Toast of Hockeytown, a wine tasting event to benefit the Detroit Red Wings Foundation. The event has raised approximately \$1 Million in its nine-year history. Held on the ice at Joe Louis Arena, guests at this annual fundraiser enjoy over 70 varieties of wine, fine food and the opportunity to mingle with the entire team, coaching staff and alumni.

Patrons can also bid on a wide variety of items in the silent and live auctions including unique autographed hockey memorabilia, jewelry, spa packages and even a road trip for two with the team on Red Bird II.



The Red Wings Foundation also awards monetary grants to deserving local organizations which fit into the foundation mission and focus areas of youth hockey development and growth; education and recreation. Past grant recipients include: Camp Quality of Michigan, Children's Hospital of Michigan, The Detroit Hockey Association, Hockey In The Hood, Make-A-Wish Foundation of Michigan, Gladwin Area Hockey Association, Macomb-Oakland Regional Center, The Variety FAR Conservatory of Therapeutic and Performing Arts, Michigan Amateur Hockey Association, The Salvation Army's STRIVE hockey program, and the YMCA.



The Red Wings Foundation is an affiliate of Ilitch Charities, a non-profit organization that invests in our community's future by supporting innovative and measurable programs in the areas of community development, human services, education and recreation through contributions from the Ilitch companies, their colleagues and the generosity of others.

This past August, several current players, staff and alumni joined local and national sports, media and entertainment celebrities in the second-annual Ilitch Charities Celebrity Golf

Classic held at the prestigious Oakland Hills Country Club. Proceeds from the event have been used to benefit The Detroit Symphony Orchestra, Focus: HOPE, Mosaic Youth Theatre and 2-1-1 on the Go!



Detroit Red Wings Community Relations

The Detroit Red Wings Community Relations department coordinates fund raising efforts for local charities by organizing player appearances and full team events, as well as fulfilling over 3000 donation requests annually for local fundraising events. Players and staff members also serve as team spokesmen for local organizations, lending their name, time and money to various causes.

The Red Wings raise funds for specific health-related issues as well. For the third consecutive year, the Red Wings will hold a breast cancer awareness night in October. The past two events raised more than \$64,000 for the same cause. In addition to the team efforts which benefit the Detroit Red Wings

Foundation, the team also participates in charitable efforts including the Training Camp Golf Outing to benefit the Friends of Centre I.C.E. in Traverse City, MI, site of the team's annual training camp. Currently in its 11th year, the event has raised over \$1 Million for charity.



Many players and staff are committed to select charities on a personal level. Head Coach Mike Babcock is focused on research for pediatric brain tumors. Babcock became closely involved with this cause after the son of a former neighbor succumbed to a brain tumor in 2004. The leading cause of cancer related deaths in children, there are more than 120 types of brain tumors that can affect children. As part of his involvement, Babcock appears at a variety of events to raise awareness for pediatric brain tumors and works with Children's Hospital of Michigan to fund research for the treatment and prevention of the disease. He also donates two tickets to each home game to a child fighting cancer. Babcock personally meets with the child and a parent prior to each game – often establishing long lasting friendships with the families.

Every season, the Red Wings host hundreds of special guests at team practices and games. Most often, sick or disadvantaged children and adults are invited to meet their favorite players through the Make-A-Wish Foundation or similar wish-granting organizations.



During the season, the team visits Children's Hospital of Michigan to brighten the spirits of young patients. Many players make individual trips throughout the year, and the entire team makes an annual holiday visit, meeting with hundreds of children and their families for one special day each winter. This tradition has been in place for more than two decades.

Each winter the Detroit Red Wings and Joe Louis Arena host High School Journalists Day. This event gives aspiring journalists the opportunity to experience a day in the life as a professional journalist. Students from across the state are invited to Joe Louis Arena to watch the team practice, treated to lunch and then participate in a press conference style question and answer session with a panel of professional media members as well as Red Wings players. After the event, students are encouraged to submit their stories to a writing contest with prizes ranging from tickets to a Wings home game and the grand prize winner having his or her story printed in an issue of the Wings official magazine, Inside Hockeytown.



The Red Wings and Children's Hospital also team up for the Red Wings Wish Club. For a small donation to Children's Hospital of Michigan, fans can have a special message displayed on the Joe Louis Arena Jumbotron at Wings home games. Thanks to the success of this program and the generosity of Red Wings fans, proceeds from this project have been dedicated to select areas within the hospital. A family waiting area in the Pediatric Intensive Care Unit was the first area renovated and named the Hockeytown Kids' Wing – a Red Wings-themed section that features memorabilia, murals and other Wings friendly attractions. The main

lobby of the hospital features the Red Wings Play Zone, a hockey rink themed sitting area with a Zamboni, interactive games and features very similar to Joe Louis Arena.

The waiting room of the Hematology/Oncology Clinic further showcases the tremendous partnership between the Red Wings and Children's Hospital. Welcoming patients as they enter the waiting area is an octopus encouraging them to participate in a variety of interactive games and Wings-themed furniture help make children more comfortable as they wait for treatments. The presence in this area marks an emotional tie to many of the special children Detroit Red Wings team members have met over the years. For more information on the Red Wings Wish Club, or to schedule a wish, call Children's Hospital of Michigan at (313) 745-5024.

The Red Wings and their fans join forces with local non-profit organizations to collect a variety of items and funds to help some of the less fortunate in the Detroit area.



In October, the team hosts collections of smoke detectors as part of Fire Prevention Month in the metro Detroit area. Fans are asked to bring a new smoke detector with batteries to games in exchange for the chance to win an autographed item from a Wings player. Forward Henrik Zetterberg serves as the spokesman for this program and generously matches the amount of detectors donated during the initiative. Working with local fire departments and agencies throughout the state, the collected detectors are donated to low income residents throughout the Metro Detroit area.

The Wings also hold clothing drives to collect winter wear items for the annual Motor City Mitten Madness Campaign. This year will mark the 15th anniversary of the program as the team continues its partnership with the Detroit Medical Center's Detroit Receiving Hospital's Burn Center to benefit Detroit's adult homeless population with donations being distributed to local shelters to prevent frostbite. The initiative collects thousands of items each year.

Annual toy collections are a fan favorite during the holiday season. Teaming up with the U.S. Marine Corps Reserve and The Salvation



Army, the team hosts collections at select games near the holidays to collect new, unwrapped toys to be given to less fortunate children.

For the fourth consecutive year, the team will host The Salvation Army's Red Kettles at select home games in December. Executive Vice President and General Manager Ken Holland serves as

the honorary chairman of the annual Red Kettle campaign, and assisted The Salvation Army in meeting its goal of \$8.5 Million for last years campaign.

To contact the Detroit Red Wings Foundation or Community Relations department, please write or call:

Detroit Red Wings Foundation/Community Relations
19 Steve Yzerman Drive • Detroit, MI 48226
(313) 396-7524 • (313) 567-0296 fax



RED WINGS' ATTENDANCE RECORDS

SEASON TOTALS (last 15 seasons)

814,474 – 2008-09 Season – 19,865 average for 41 games
773,696 – 2007-08 Season – 18,871 average for 41 games
±822,706 – 2006-07 Season – 20,066 average for 41 games
±822,706 – 2005-06 Season – 20,066 average for 41 games
±822,706 – 2003-04 Season – 20,066 average for 41 games
±822,378 – 2002-03 Season – 20,058 average for 41 games
±822,378 – 2001-2002 Season – 20,058 average for 41 games
±819,303 – 2000-2001 Season – 19,983 average for 41 games
±819,303 – 1999-2000 Season – 19,983 average for 41 games
±819,303 – 1998-99 Season – 19,983 average for 41 games
±819,303 – 1997-98 Season – 19,983 average for 41 games
819,107 – 1996-97 Season – 19,978 average for 41 games
817,125 – 1995-96 Season – 19,930 average for 41 games
**474,714 – 1995 Season – 19,780 average for 24 games
812,640 – 1993-94 Season – 19,820 average for 41 games

HOME OPENER

20,066 – Oct. 9, 2008 Toronto 3, Detroit 2

TOP FIVE TOTALS (Regular Season)

Edmonton – 20,794 – Feb. 9, 1985 (Edmonton 6, DETROIT 5)
Philadelphia – 20,339 – Feb. 14, 1981 (Philadelphia 3, DETROIT 1)
Pittsburgh – 21,019 – Nov. 25, 1983 (DETROIT 7, Pittsburgh 4)
Toronto – 20,328 – Nov. 23, 1984 (DETROIT 6, Toronto 5)
20,066 – several opponents, numerous times

ALL-STAR GAME

21,002 – Feb. 5, 1980 (Wales Conference 6, Campbell Conference 3)

REGULAR-SEASON GAME

21,019 – Nov. 25, 1983 (DETROIT 7, Pittsburgh 4)

PLAYOFF GAME

20,090 – Apr. 7, 1984 (St. Louis 4, DETROIT 3, 2 OTs)

LAST GAME AT OLYMPIA STADIUM

Dec. 15, 1979 – DETROIT 4, Québec 4 – 15,609

FIRST GAME AT JOE LOUIS ARENA

Dec. 27, 1979 – St. Louis 3, DETROIT 2 – 19,742

SELLOUT STREAK

Dec. 10, 1996 – April 7, 2007, 452 consecutive games including playoffs

+ - Formerly Québec

‡ - Most recent game

± - Sold out season

** - 48-Game season

JOE LOUIS ARENA

Olympia Entertainment, Inc., part of Ilitch Holdings, is among the industry's most diverse sports and entertainment companies. Olympia Entertainment operates Detroit's Fox Theatre, Cobo Arena and Joe Louis Arena – home of the 1997, 1998, 2002 and 2008 Stanley Cup Champion Detroit Red Wings.

Other operations include The City Theatre in Detroit, and various restaurant and retail establishments. Olympia Entertainment is also a promoter and producer of major live events, including concerts and Broadway shows.

Affiliated companies include the Detroit Red Wings, the Detroit Tigers, Lakeland Tigers, Comerica Park and Little Caesars Enterprises.

BUILT: 1977-79, completed 19 days ahead of schedule

CAPACITY (including suites & standing room): 20,066

NUMBER OF SUITES: 67 (62 suites and 5 super suites)

FIRST EVENT: December 12, 1979, basketball game between the University of Detroit and the University of Michigan.

FIRST HOCKEY GAME: December 27, 1979, Detroit Red Wings vs. St. Louis Blues (St. Louis 3, Detroit 2); attendance 19,742

FIRST GOAL AT JLA Brian Sutter (St. Louis Blues), assisted by Bernie Federko.

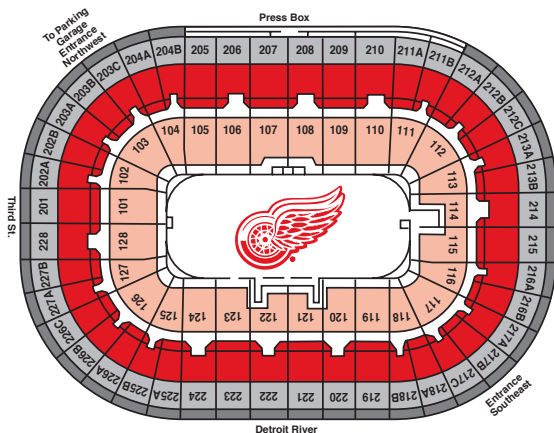
FIRST DETROIT GOAL AT JLA: Dennis Sobchuk from Mike Foligno and Reed Larson.

LAST GAME AT OLYMPIA: December 15, 1979, Detroit Red Wings vs. Quebec Nordiques (Detroit 4, Quebec 4); attendance 15,609

LAST GOAL AT OLYMPIA: Greg Joly (Detroit), assisted by Paul Woods (Game tying goal).

HOCKEY ICE SURFACE: 200 feet by 85 feet

DETROIT RED WINGS RECORD AT JOE LOUIS ARENA (regular season):
724-384-130-111



HOW TO FIGURE...

**** NOTE:** *No individual skater/goaltender statistics apply for the shootout*

Assist: An assist is awarded to the player or players (maximum of two) who touched the puck prior to the goal, provided no defender plays or possesses the puck in between.

Game Played: A player receives credit for playing in a game if: i) he steps on the ice during time played or; ii) serves any penalty.

Game-Winning Goal: After the final score has been determined, the goal which leaves the winning Club one goal ahead of its opponent is the game-winning goal (example: if Team A beats Team B 8-3, the player scoring the fourth goal for Team A receives credit for the game-winning goal).

Goal: A goal is awarded to the last player on the scoring Club to touch the puck prior to the puck entering the net.

Goals-Against Average: Multiply goals allowed (GA) by 60 and divide by minutes played (MINS).

Goaltender: A goaltender receives a "W" for a win in regulation, overtime or shootout; an "L" for a loss in regulation; or an "OT" for a loss in overtime or shootout.

Penalty-Killing Pct.: Subtract total number of power-play goals allowed from total number of shorthanded situations to get total number of power-plays killed. Divide the total number of power-plays killed by the total number of shorthanded situations.

Plus-Minus: A player receives a "plus" if he is on the ice when his Club scores an even-strength or shorthand goal. He receives a "minus" if he is on the ice for an even-strength or shorthand goal scored by the opposing Club. The difference in these numbers is considered the player's plus-minus statistic.

Power-Play Goal: A goal scored by a Club while it has a manpower advantage due to an opponent's penalty. Following are some examples of what is and is not considered a power-play goal:

- if a Club has an advantage on a minor penalty starting at 2:02 of the period and it scores at 4:02, the goal is not a power-play goal.
- if a Club scores on a delayed penalty, the goal is not a power-play goal.
- if a Club has an advantage due to a five-minute major or match penalty, that Club is always credited with having one more advantage than the number of power-play goals it scores during that advantage, because the penalty does not expire. A new advantage begins after each power-play goal. For example, if Team A scores three goals during a major penalty, it is credited with four advantages.
- if a Club is on a power-play for any length of time, it is considered to have had an advantage.
- if a minor penalty is incurred by a Club on a power-play due to a major penalty, a new advantage is given to that Club when its minor penalty expires, provided the opponent's major penalty is still in effect.

Power-Play Percentage: Total number of power-play goals divided by total number of power-play opportunities.

Save Percentage: Subtract goals allowed (GA) from shots against (SA) to determine saves. Then divide saves by shots-against.

Shooting Percentage: Divide the number of goals scored by the number of shots taken.

Shorthand Goal: A goal scored by a Club while it is at a manpower disadvantage. The same cases apply for shorthand as for power-play goals, but in the opposite manner.

Shot on Goal: If a player shoots the puck with the intention of scoring and if that shot would have gone in the net had the goaltender not stopped it, the shot is recorded as a "shot on goal".

Shutout: If two goaltenders combine for a shutout, neither receives credit for the shutout. Instead it is recorded as a Club shutout.

Tenths of a Second: If a penalty or goal occurs in the last minute, the time is rounded off to the previous second (ex: if a penalty is called with 12.4 seconds left in a period, the time is indicated as 19:47 and not 19:48.)

Coaches Record: A coach receives a "W" for a win in regulation, overtime or shootout; an "L" for a loss in regulation; or an "OT" for a loss in overtime or shootout.



New York

1185 Avenue of the Americas, New York, NY 10036
212-789-2000, Fax: 212-789-2020, Communications Fax: 212-789-2080

Montréal

1800 McGill College Avenue, Suite 2600, Montréal, Québec, H3A 3J6
514-841-9220, Fax: 514-841-1070

Toronto

50 Bay Street, 11th Floor, Toronto, Ontario, M5J 2X8
416-359-7900, Fax: 416-359-7900, Communications Fax: 416-981-2769

EXECUTIVE



Commissioner • Gary B. Bettman



Deputy Commissioner • William Daly

Chief Operating Officer • John Collins
Senior Executive Vice President of Hockey Operations • Colin Campbell

COMMUNICATIONS

Senior Vice President, Public Relations & Media (Toronto) • Gary Meagher
Senior Vice President, Corporate Communications • Bernadette Mansur
Group Vice President, Public Relations • Frank Brown
Vice President, Public Relations & Player Development • Jamey Horan
Statistician and Information Officer (Toronto) • Benny Ercolani
Senior Director, News Services • Greg Inglis
Director, Media Relations • John Dellapina
Director, Public Relations (Toronto) • Julie Young
Senior Publicist, Corporate Communications • Kerry McGovern
Senior Manager, Public Relations (Toronto) • David Keon
Manager, Public Relations • Schuyler Baehman
Manager, Public Relations (Toronto) • Jennifer Raimondi
Assistant, Public Relations • Celeste Velasco

2009-10 NHL ON-ICE OFFICIALS

REFEREES

Name	Sweater Number
AUGER, Stephane	15
*BANFIELD, David	44
*CHARRON, Frances	46
*CIAMAGA, Chris	41
DEVORSKI, Paul	10
DWYER, Gord	19
FRASER, Kerry	2
FURLATT, Eric	27
HASENFRATZ, Mike	30
*HEBERT, Ghislain	49
JACKSON, Dave	8
JOANNETTE, Marc	25
KIMMERLY, Greg	18
KOWAL, Tom	32
KOZARI, Steve	40
*L'ECUYER, Frederick	48
LARUE, Dennis	14
LEE, Chris	28
LEGGO, Mike	3
MARQUELLI, Dan	6
MARTELL, Rob	26
MCCAULEY, Wes	4
McCREARY, Bill	7
MEIER, Brad	34
MORTON, Dean	36
O'HALLORAN, Dan	13
O'ROURKE, Dan	9
PEEL, Tim	20
POCHMARA, Brian	43
POLLOCK, Kevin	33
*REHMAN, Kyle	37
ROONEY, Chris	5
ST. LAURENT, Francois	38
ST. PIERRE, Justin	45
SUTHERLAND, Kelly	11
VAN MASSENHOVEN, Don	21
WALSH, Ian	29
WATSON, Brad	23

LINESMEN

Name	Sweater Number
AMELL, Derek	75
BARTON, Steve	59
BRISEBOIS, David	96
CAMERON, Lonnie	74
CHAMPOUX, Pierre	67
CHERREY, Scott	50
CORMIER, Michel	76
CVIK, Mike	88
DEVORSKI, Greg	54
DRISCOLL, Scott	68
GALLOWAY, Ryan	82
GIBBS, Darren	66
HENDERSON, Don	91
HEYER, Shane	55
KOVACHIK, Brad	71
LAZAROWICH, Brad	86
MACH, Brian	78
McELMAN, Andy	90
MILLER, Steve	89
MORIN, Jean	97
MURPHY, Brian	93
MURRAY, Jonny	95
NANSEN, Derek	70
NELSON, Thor	80
NOWAK, Tim	77
*PANCICH, Bryan	94
PARÉ, Mark	79
RACICOT, Pierre	65
RODY, Vaughan	73
SCHACHTE, Dan	52
SEITZ, Lyle	61
SERICOLO, Anthony	84
SHARRERS, Jay	57
SHEWCHYK, Mark	92
WHELER, Mark	56

* minor league official



2009-2010 CRITICAL DATES

(Subject to change – as of August 19, 2009.)

SEPTEMBER

- 5 Opening Day of Rookie Camp
- 12 Opening Day of NHL Training Camps
- 14 Pre-season schedule begins
- 14 Kraft Hockeyville Game - NY Islanders vs. Vancouver Canucks (Terrace, B.C.)
- 28 Victoria Cup - Chicago Blackhawks vs. HC Davos (Zurich, Switzerland)
- 28 NHL Premiere Challenge (pre-season) Florida Panthers vs. Tappara Tampere (Tampere, Finland)
- 29 Victoria Cup - Chicago Blackhawks vs. Zurich Lions (Zurich, Switzerland)
- 29 NHL Premiere Challenge (pre-season) St. Louis Blues vs. Linköping (Linköping, Sweden)
- 30 NHL Premiere Challenge (pre-season) Detroit Red Wings vs. Farjestad (Karlstad, Sweden)
- 30 NHL Premiere Challenge (pre-season) Florida Panthers vs. Jokerit (Helsinki, Finland)
- 30 Opening Day Playing Rosters set (3:00 p.m. ET)

OCTOBER

- 1 Hockey Fights Cancer Awareness Month
- 1 Opening Night - 92nd NHL Regular Season begins
- 1 San Jose @ Colorado - Joe Sakic's number #19 retired
- 2 NY Rangers at Pittsburgh (Stanley Cup Banner raised)
- 2 NHL Premiere - Chicago Blackhawks vs. Florida Panthers (Helsinki, Finland)
- 2 NHL Premiere - Detroit Red Wings vs. St. Louis Blues (Stockholm, Sweden)
- 3 NHL Premiere - Chicago Blackhawks vs. Florida Panthers (Helsinki, Finland)
- 3 NHL Premiere - Detroit Red Wings vs. St. Louis Blues (Stockholm, Sweden)
- 3 All 30 teams in action
- 24 All 30 teams in action

NOVEMBER

- 4-7 U20 4 Nations Cup
- 7 Hockey Hall of Fame Game (Detroit Red Wings at Toronto Maple Leafs)
- 8 Hockey Hall of Fame Legends Game (Canada vs. World)
- 9 Hockey Hall of Fame Induction Ceremony (Toronto, ON)
Inductees: Brett Hull, Brian Leetch, Luc Robitaille, Steve Yzerman
(Player category); Lou Lamoriello (Builder category)

DECEMBER

- 1 Signing deadline for Group 2 free agents
- 19-27 Holiday Roster Freeze in effect. For all players on an NHL active roster,

injured reserve, or players with non-roster and injured non-roster status as of midnight, local time, December 19, a roster freeze shall apply through midnight local time December 27, with respect to waivers, trades and loans, subject to the exceptions provided for in CBA Article 16.10.

24-25 No scheduled practices - dressing rooms closed

26-Jan.5 IIHF World U20 Championship (Saskatoon & Regina, Canada)

JANUARY

1 2010 Bridgestone NHL Winter Classic - Philadelphia at Boston
(Fenway Park, Boston)

17 NHL on NBC (game of the week coverage begins)

29-31 Hockey Weekend Across America (USA Hockey)

30 CBC's Hockey Day in Canada (Host: Stratford, ON)

Montreal at Ottawa, Vancouver at Toronto, Edmonton at Calgary

FEBRUARY

1 Hockey is for Everyone Month

14 Last NHL games before Olympic break

15-23 2010 Winter Olympic Break: No scheduled practices - dressing rooms closed

16 Olympic Hockey tournament begins (Vancouver, Canada)

22 30th Anniversary of 'Miracle on Ice' game (1980)

26 Olympic Bronze medal game

28 Olympic Gold medal game

MARCH

1 NHL Regular season resumes after Olympic break

3 Trade deadline (3:00 p.m. ET)

APRIL

8-10 NCAA Frozen Four (Ford Field, Detroit)

11 Last day of 2009-2010 regular season

13-23 IIHF U18 World Championship (Mogilev & Bobruisk, Belarus)

14 Stanley Cup Playoffs begin

MAY

1-9 2010 Royal Bank Cup (Dauphin, MB)

7-23 IIHF World Championship (Mannheim & Gelsenkirchen, Germany)

14-23 2010 Mastercard Memorial Cup (Brandon, MB)

24-29 NHL Combine (Toronto, ON)

JUNE

18 Last possible day for 2009 Stanley Cup Final

TBA Deadline for first club-elected salary arbitration (later of June 15 or 48 hours
after the conclusion of the Stanley Cup Final, 5:00 p.m. ET)

TBA 2010 NHL Awards (Las Vegas, Nevada)

TBA NHL Entry Draft (Location: TBA)

JULY

1 Free Agency period begins

5 Deadline for player-elected salary arbitration notification (5:00 p.m. ET)

6 Deadline for club-elected salary arbitration notification (5:00 p.m. ET)

20-Aug.4 Salary arbitration hearings held

AUGUST

6 Deadline for salary arbitration decision



HOCKEY OPERATIONS

ORDER OF SELECTION FOR 2010 ENTRY DRAFT

The NHL's annual Draft Drawing is a weighted lottery system to determine the order of selection for the first 14 picks of the 2010 Entry Draft.

The 14 teams that did not qualify for the Stanley Cup Playoffs, or clubs that acquired those clubs' 2010 first-round draft picks, participate in the Drawing.

The Club selected in the drawing may not move up more than four positions in the draft order, thus only the five Clubs with the fewest regular-season points have the opportunity to receive the first overall selection.

No Club can move down more than one position as a result of the

DRAFT DRAWING.

In the first round of the 2010 Entry Draft, the order of selection is as follows:

- The first 14 selections, as determined by the Draft Drawing (see above)
- Clubs eliminated in the first two rounds of the 2010 Stanley Cup Playoffs, regular-season division winners excluded, in inverse order of points
- Regular-season division winning clubs eliminated in the first two rounds of the 2010 Stanley Cup Playoffs, in inverse order of points
- Clubs eliminated in the 2010 Conference Finals, in inverse order of points
- Stanley Cup finalist
- Stanley Cup champion

In the second and subsequent rounds the order of selection is as follows:

- Non-playoff clubs in inverse order of points;
- Clubs eliminated in the first two rounds of the 2010 Stanley Cup Playoffs, regular-season division winners excluded, in inverse order of points
- Regular-season division winning clubs eliminated in the first two rounds of the 2010 Stanley Cup Playoffs, in inverse order of points
- Clubs eliminated in the 2010 Conference Finals, in inverse order of points
- Stanley Cup finalist
- Stanley Cup champion

ELIGIBILITY FOR CLAIM

All Players age 18 or older are eligible for claim in the Entry Draft, except:

- Player on the Reserve List of a Club, other than as a try-out;
- Player who has been claimed in two prior Entry Drafts;
- Player who previously played in the League and became a Free Agent pursuant to this Agreement;
- Player age 21 or older who: (A) has not been selected in a previous Entry Draft and (B) played hockey for at least one season in North America when he was age

18, 19, or 20 and shall be eligible to enter the League as an Unrestricted Free Agent pursuant to Article 10.1(d); and 18

- Player age 22 or older who has not been selected in a previous Entry Draft and shall be eligible to enter the League as an Unrestricted Free Agent pursuant to Article 10.1(d).

UNSIGNED DRAFT CHOICES

A player aged 18 or 19 who was selected in the first three rounds of the Entry Draft and who was not signed by his NHL Club may not be retained by the Club and must be returned to his junior Club no later than the day prior to the opening of the NHL regular season.

A player aged 18 or 19 who was selected in the fourth or subsequent rounds who has not been signed by his NHL Club may not be retained by his Club and must be returned to his junior Club no later than the fourth day prior to the opening of the NHL regular season.

ENTRY LEVEL PLAYERS

Players 18 through 21 years of age when signing their first contract must remain in the entry-level system for a period of three years; players age 22 and 23 when signing their first contract are in the entry level system for two years; while those age 24 when signing their first contract are in the entry level system for one year. Age is defined as the player's age on September 15 of the calendar year in which he signs the contract, regardless of his actual age on the date he signs such contract.

In the event that a signed 18 or 19-year-old player does not play a minimum of 10 NHL games (regular season and/or playoffs) in his first season under contract, the term of his player contract and his number of years in the entry level system will be extended for a period of one year. The exception to this is a 19-year-old player who turns 20 years of age between September 16 and December 31 in his first contract year.

In the event that a player signs his first contract at age 18 and has had his Player Contract extended for one season already, and such player does not play at least 10 NHL games (regular season and/or playoffs) in the second season under that player's Player Contract, then the term of his Player Contract and his number of years in the Entry Level System shall be extended for one additional year.

23-MAN ROSTER

There may be a maximum of 23 players on each Club's playing roster at any one time from the commencement of the NHL regular season through the trade deadline. Prior to the start of the season, each Club must submit to the NHL its "Opening Day Playing Roster" which shall be comprised of not more than 23 players. Each Club must have a roster of at least 20 players, composed of 18 skaters and two goaltenders. Players on Injured Reserve do not count in the 23-Man Roster limit.

INJURED RESERVE LIST

In the event that a player is injured and a Club wishes to place him on the Injured Reserve List, the Club must follow these procedures.

A Club may place a player on the injured reserve list if such player is injured, disabled or ill and unable to perform his duties as a hockey player after having passed the Club's initial physical examination in that season.

A player who has an injury that renders him physically unable to play for a minimum of seven days after that date of the injury can be placed on the Club's Injured Reserve List. Once a

player is placed on the injured reserve, the Club may replace said player on its NHL roster with another player. All determinations that a player has suffered an injury warranting injured reserve status must be made by the Club's medical staff and in accordance with the Club's medical standards.

A player placed on Injured Reserve is ineligible to compete in NHL games for a period of not less than seven days from the date of injury.

Players on Injured Reserve may attend Club meetings and meals, travel with the Club and participate in practice sessions.

Players on Injured Reserve are prohibited from appearing in games, participating in pre-game warm-ups with their Clubs, or dressing in game uniforms on game days.

REGULAR SEASON WAIVERS

For purposes of Regular Waivers and Re-Entry Waivers, the five (5) year exemption for an 18 year old skater and the four (4) year exemption for a 19 year old skater shall both be reduced to three (3) years commencing the first season that the 18 or 19 year old skater plays in eleven (11) NHL Games or more. The next two (2) seasons, regardless of whether the skater plays any NHL Games in either season, shall count as the second and third years toward satisfying the exemption. For purposes of Regular Waivers and Re-Entry Waivers, the six (6) year exemption for an 18 year old goalie and the five (5) year exemption for a 19 year old goalie shall both be reduced to four (4) years commencing the first season that the 18 or 19 year old goalie plays in eleven (11) NHL Games or more. The next three (3) seasons, regardless of whether the goalie plays any NHL Games in any of those three (3) seasons, shall count as the next three (3) years toward satisfying the exemption.

The first season in which a Player who is age 20 or older plays in one (1) or more Professional Games shall constitute the first year for calculating the number of years he is exempt from Regular Waivers and Re-Entry Waivers.

A Player 25 years old or older who plays in one (1) or more Professional Games in any season shall be exempt from Regular Waivers and Re-Entry Waivers for the remainder of that season.

TIE-BREAKING PROCEDURES

At the conclusion of the regular season, the standing of the teams in each Conference shall be determined in accordance with the following priorities in the order listed:

- First place in each of the three (3) divisions seeded 1, 2, and 3.
- The higher number of points earned by the Club.
- The greater number of games won by the Club.
- The higher number of points earned in games against each other among two (2) or more Clubs having equal standing under priority (b) and (c) **
- The greater differential between goals scored for and against by Clubs having equal standing under priority (d).

** NOTE: For the purpose of determining standing under priority (d) for two or more tied Clubs that have not played an even number of games with one or more of the other tied Clubs, the first game played in the city that has the extra game (the "odd game") shall not be included. When more than two Clubs are tied, the percentage of available points earned in games among each other (and not including any "odd games") shall be used to determine standing.

HOCKEY OPERATIONS CRITICAL DATES

SEPTEMBER

- 27** 18 and 19 year old unsigned draft choices claimed in fourth or subsequent rounds of the NHL Entry Draft and unclaimed unsigned players must be returned to their Junior clubs
- 30** Opening Day Playing Rosters set (3:00 p.m. ET)
- 30** 18 and 19 year old unsigned draft choices claimed in the first three (3) rounds of the NHL Entry Draft must be returned to their Junior clubs

DECEMBER

- 1** Signing deadline for Group 2 free agents (5:00 p.m. ET)
- 19-27** Holiday Roster Freeze in effect. For all players on an NHL active roster, injured reserve, or players with non-roster and injured non-roster status as of midnight, local time, December 19, a roster freeze shall apply through midnight local time December 27, with respect to waivers, trades and loans, subject to the exceptions provided for in CBA Article 16.10.
- 24-25** No scheduled practices - dressing rooms closed

FEBRUARY

- 15-23** Olympic Break - No scheduled practices or mandatory team events – dressing rooms closed

MARCH

- 3** Trade deadline (3:00 p.m. ET)

JUNE

- 1** Deadline for making Bona Fide Offers to prior year's NHL Entry Draft picks (5:00 p.m. ET)
- TBA** Deadline for first club-elected salary arbitration (later of June 15 or 48 hours after the conclusion of the Stanley Cup Final, 5:00 p.m. ET)

JULY

- 1** Free Agency period begins
- 5** Deadline for player-elected salary arbitration (5:00 p.m. ET)
- 6** Deadline for club-elected salary arbitration (5:00 p.m. ET)
- 15** Qualifying offers expire automatically (5:00 pm. ET)
- 20-AUG.4** Salary arbitration hearings held

AUGUST

- 6** Deadline for salary arbitration decisions to be rendered

2009-10 SEASON SCHEDULE

	S	M	T	W	T	F	S
OCTOBER					1	2 STL 3:00	3 STL 3:00
	4	5	6	7	8 CHI 7:30	9	10 WASH 7:00
	11	12	13 BUF 7:00	14	15 LA 7:30	16	17 COL 7:00
	18	19	20	21	22 PHX 10:00	23	24 COL 9:00
	25	26	27 VAN 10:00	28	29 EDM 9:30	30	31 CAL 10:00

	S	M	T	W	T	F	S
FEBRUARY		1	2 SJ 10:30	3 ANA 10:00	4	5	6 LA 4:00
	7	8	9 STL 8:00	10	11 SJ 7:30	12	13 OTT 7:00
	14	15	16	17	18	19	20
	21	22	23	24	25	26	27
	28						

	S	M	T	W	T	F	S
NOVEMBER	1	2	3 BOS 7:00	4	5 SJ 7:30	6	7 TOR 7:00
	8	9	10	11 CBS 7:00	12 VAN 7:30	13	14 ANA 7:00
	15	16	17	18 DAL 7:30	19	20 FLO 7:00	21 MON 10:00
	22	23 NSH 7:00	24	25 ATL 7:30	26	27 CAL 7:00	28 STL 8:00
	29	30 DAL 7:30					

	S	M	T	W	T	F	S
MARCH		1 COL 9:00	2	3 VAN 7:30	4	5 NSH 7:30	6
	7 CHI 7:00	8	9 CAL 7:00	10	11 MIN 7:30	12	13 BUF 7:00
	14	15 CAL 9:30	16	17	18	19 EDM 9:30	20 VAN 10:00
	21	22 PIT 7:00	23	24 STL 7:30	25	26 MIN 7:30	27 NSH 8:00
	28	29	30 EDM 7:30	31			

	S	M	T	W	T	F	S
DECEMBER			1	2	3 EDM 7:00	4	5 NJ 7:00
	6 NYR 7:00	7	8	9 STL 7:30	10	11 ANA 7:30	12 NSH 8:00
	13	14 PHX 7:30	15	16	17 TAM 7:30	18	19 DAL 3:00
	20 CHI 7:00	21	22	23 CHI 7:30	24	25	26 CBS 7:00
	27	28 CBS 7:00	29	30	31 COL 7:00		

	S	M	T	W	T	F	S
APRIL					1 CBS 7:30	2	3 NSH 2:00
	4 PHI 3:00	5	6	7 CBS 7:30	8	9 CBS 7:30	10
	11 CHI 3:00	12	13	14	15	16	17
	18	19	20	21	22	23	24
	25	26	27	28	29	30	

	S	M	T	W	T	F	S
JANUARY						1	2 PHX 8:00
	3	4	5 ANA 10:00	6	7 LA 10:30	8	9 SJ 10:30
	10	11	12 NY 7:00	13	14 CAR 7:30	15	16 DAL 2:00
	17 CHI 3:00	18	19 WSH 7:00	20	21 MIN 8:00	22	23 LA 7:00
	24	25	26 PHX 7:00	27 MIN 8:00	28	29 NSH 7:30	30
	31 PIT 3:00						



Detroit Red Wings®

AWAY GAMES HOME GAMES



ALL TIMES EASTERN

www.detroitredwings.com

How to pay homage to a hat trick.



Step one: Wait until a player scores three goals in one game.

Step two: Remove hat from head. Grasp brim firmly in throwing hand.



Step three: Launch your offering with a flick of the wrist.

How to make sure you're at the game – because throwing your hat at the TV just isn't the same.

Step one: Go to Ticketmaster.com where they've got more ways to get you into the game, including buying and selling seats from season ticket holders and other fans.



Step two: Get ready. (Odds of witnessing a hat trick are 1 in 18.)

ticketmaster[®]

More ways in.[™]

Buy and sell Red Wings tickets at

DetroitRedWings.com/TicketExchange



ticketexchange

Ticketmaster is the official fan resale partner of the NHL.