[illegible][illegible]

TABLE OF CONTENTS

Red Wings Directory & General Information	2
Red Wings Ownership/Management/Coaching Staff	4-15
Red Wings Player Profiles	21-93
Red Wings Prospects	95-114
Grand Rapids Griffins Team Directory/Stats	115-117
Toledo Walleye Team Directory/Stats	118-120
Red Wings 2019-20 Roster	121-122
2018-19 NHL Final Standings	123
2018-19 NHL Statistics – Regular Season Scoring & Goaltending Leaders	124-125
2018-19 NHL Trophy Winners	126-127
2019 Stanley Cup Playoff Results	128-131
2019 Playoff Scoring & Goaltending Leaders	132
Red Wings 2018-19 Regular Season Statistics	133
Red Wings 2018-19 Game-by-Game Results	134-137
Red Wings 2018-19 Home & Road Results	138-139
Red Wings 2018-19 Team-by-Team Records	141-170
Red Wings 2018-19 Comparative Records	172-174
Red Wings 2018-19 Power Plays Goals & Penalty Killing	175-176
Red Wings 2018-19 Record by Quarters	176-177
Red Wings 2018-19 Multiple-Goal Games & Shorthanded Goals	177-178
Detroit Red Wings History	180-191
All-Time Season, Home & Away Records	193-196
All-Time Team-by-Team, Home & Away Records	197-199
All-Time Holiday Records	200-202
All Time Coaches/General Managers/Captains	203-204
Team & Individual Records	205-208
Career Scoring Leaders	209-211
All-Time Season Leaders	212-213
Top-Scoring Seasons	214-217
Detroit Goalies' All-Time Records	218-221
Red Wings All-Stars	222
Red Wings NHL Trophy Winners	223
Hockey & Red Wings Hall of Fame	224
Red Wings Biggest Victories & Defeats	225
All-Time Shootout Results	226-228
Penalty Shots Involving Red Wings	229-232
All-Time Hat Tricks	233-235
Red Wings Game-by-Game Stanley Cup Playoff Results	236-247
Red Wings Team & Individual Playoff Records	248-250
Red Wings All-Time Playoff Scoring and Goaltending Leaders	251-252
Red Wings in NHL All-Stars Games	253
Red Wings Championships & Stanley Cup Finals	254
Red Wings Entry Draft Selections	255-259
Transactions Through the Years	260-271
Wearers of the Winged Wheel	272-279
All-Time Numbers	280-291
Media Information & Guidelines	293-294
Detroit Sports Media Association	295
Red Wings in the Community	296-301
Red Wings Attendance Records	302
Little Caesars Arena	303
How to Figure Various Statistics	305
NHL Management	306-307
2019-20 NHL Officials	308
2019-20 NHL Key Dates Calendar	309-310

EDITORS: Todd Beam, Kyle Kujawa, Alex DiFilippo **STATISTICIANS/RESEARCH:** Greg Innis, NHL Statistics & Information

CREATIVE SERVICES: Bryan Durren, Jim Ruffner **CONTRIBUTORS:** Luke Johns, Kevin Brown

COVER DESIGN: Jim Ruffner **PHOTOGRAPHY:** Dave Reginek/Getty Images, Dan Mannes, Mark Newman/GR Griffins



DETROIT RED WINGS, INC.

Little Caesars Arena
2645 Woodward Avenue • Detroit, MI 48201
Capacity: 19,515

Phone: (313) 471-7000
Media Hotline: (313) 471-7599
DetroitRedWings.com

In Memoriam.....	MIKE ILITCH (1929-2017)
Owner/Secretary.....	MARIAN ILITCH
Governor, President and CEO.....	CHRISTOPHER ILITCH
Senior Vice President and Alternate Governor.....	JIM DEVELLANO
Executive Vice President and General Manager.....	STEVE YZERMAN
Assistant General Managers.....	RYAN MARTIN, PAT VERBEEK
Director of Hockey Administration.....	BRYAN CAMPBELL
Associate Director of Player Personnel.....	JIRI FISCHER
Director of Player Development/Assistant Director of Player Personnel.....	SHAWN HORCOFF
Assistant Director of Player Development.....	DAN CLEARY
Player Development Consultant.....	BRANDON NAURATO
Advisor to the General Manager.....	NIKLAS KRONWALL
Vice President of Finance.....	PAUL MacDONALD
Executive Assistant and Immigration Manager.....	KIM BRODIE
Team Travel Coordinator.....	LISA WRIGHT
Group President, Sports and Entertainment.....	CHRIS GRANGER
Senior Vice President, Olympia Entertainment/General Counsel Red Wings.....	ROBERT E. CARR
Head Coach.....	JEFF BLASHILL
Assistant Coaches.....	DAN BYLSMA, DOUG HOUDA, ADAM NIGHTINGALE
Goaltending Coach.....	JEFF SALAJKO
Video Coach.....	LJ SCARPACE
Assistant Video Coach.....	JEFF WEINTRAUB
Director of Pro Scouting.....	MARK HOWE
Pro Scouts.....	BRUCE HARALSON, KIRK MALTBY, KYLE MacKINNON, CHRIS YZERMAN
Director of Amateur Scouting.....	KRIS DRAPER
Chief Amateur Scouts.....	RYAN REZMIERSKI, JESSE WALLIN
Amateur Scouts.....	KELLY HARPER, BRENDAN FLEMMING, MARK MULLEN, ROSS YATES, ROB RASSEY, BRYCE THOMA, KEVIN GIBSON, MARTY STEIN
Head of Goaltender Scouting and Development.....	PHIL OSAER
Director of European Scouting.....	HAKAN ANDERSSON
European Scouts.....	VLADIMIR HAVLUJ, ANTONIN ROUTA, NIKOLAI VAKOUROV, THOMAS CARLSSON
Director of Sports Science and Human Performance.....	MIKE BARWIS
Head Athletic Therapist.....	PIET VAN ZANT
Assistant Athletic Therapist.....	RUSS BAUMANN
Team Masseurs.....	SERGEI TCHEKMAREV
Massage Therapist.....	INAR TREIGUTS
Team Dietitian.....	LISA McDOWELL
Team Medical Director.....	DR. TONY COLUCCI
Team Physicians.....	DR. DOUG PLAGENS, DR. DONALD WEAVER
Team Dentists.....	DR. JEFFREY BOOGREN, DR. RANDY FREIJ
Team Chiropractor.....	DR. MARC GRAY
Head Equipment Manager.....	PAUL BOYER
Assistant Equipment Managers.....	JOHN REMEJES, BRADY MUNGER
Director of Public Relations.....	TODD BEAM
Communications Professionals.....	KYLE KUJAWA, ALEX DIFILIPPO
Director of Community Relations & DRW Foundation.....	KEVIN BROWN
Community Relations Manager.....	ANNE BOWLBY
Community Relations Coordinator.....	MERIDETH GOKEY
Detroit Red Wings Foundation Coordinator.....	KELSEY STEWART
Team Photographer.....	DAVE REGINEK
Radio Announcers, 97.1 The Ticket.....	KEN KAL, PAUL WOODS
Television Announcers, FOX Sports Detroit.....	KEN DANIELS, MICKEY REDMOND



MEMORABLE BEGINNINGS

The Red Wings made unique history in their season-opening game against the Columbus Blue Jackets on Oct. 4, 2018 when five rookies – forwards Christoffer Ehn and Michael Rasmussen and defensemen Dennis Cholowski, Filip Hronek and Libor Sulak – all made their NHL debuts. It marked the first time since 1985-86 (which was also Detroit) an NHL team had five-or-more players debut in the same game.



MARIAN ILITCH

Owner /Secretary-Treasurer

Marian Ilitch is a leading entrepreneur in the food, sports and entertainment industries and is widely recognized as one of the most successful businesswomen in the country.

Working hand-in-hand, Marian and her husband and lifetime business partner, Mike Ilitch (1929-2017), grew a single Little Caesars pizza store into the third largest pizza chain in the world with stores in more than 20 countries and territories worldwide, including in each of the 50 U.S. states.

Avid hockey fans, the couple expanded their business interests when they purchased the Detroit Red Wings in 1982. Under their ownership, the Red Wings have won 16 divisional championships, six President's Trophies, six Campbell Bowls and four Stanley Cups.

Through the years, the Ilitch-owned businesses have grown to also include Blue Line Distribution, Olympia Entertainment, the Detroit Tigers, Olympia Development of Michigan, Little Caesars Pizza Kit Fundraising Program, Ilitch Holdings, Inc. and Champion Foods. Additionally, the organization has a joint venture interest in 313 Presents. Marian also owns MotorCity Casino Hotel.

Today, the Ilitch organization is developing The District Detroit, a dynamic urban destination that provides a dense neighborhood experience featuring a variety of developments alongside Detroit's premier sports and entertainment venues. This includes the new highly innovative and state-of-the-art Little Caesars Arena, home of the Detroit Red Wings and Detroit Pistons, and the recipient of the 2018 Sports Facility of the Year award, presented by Sports Business Journal.

Giving back to the community has been one of Marian's trademarks since her early days in business. As the parents of children who played hockey, Marian and Mike established the Little Caesars Amateur Hockey Program in 1968, and it has provided opportunities for tens of thousands of young people to play hockey. Additional programs to better the community include the Little Caesars Love Kitchen, Ilitch Charities and its affiliates, the Detroit Red Wings Foundation and the Detroit Tigers Foundation, and the Little Caesars Veterans Program.

Since 2000, grants and giving from Marian and Mike, the Ilitch companies and its charitable affiliates have totaled \$190 million. This includes Marian and Mike's personal gifts of nearly \$50 million to Detroit's Wayne State University – \$8 million to the Department of Surgery and \$40 million to build a new home for the Mike Ilitch School of Business, prominently located on Woodward Avenue.



CHRISTOPHER ILITCH

President & CEO, Ilitch Holdings, Inc.

Governor, President and CEO, Detroit Red Wings

Christopher Ilitch leads and provides oversight to the Ilitch companies – the businesses that were founded or purchased by Detroit entrepreneurs Mike (1929-2017) and/or Marian Ilitch. These businesses include: Little Caesars Pizza, Blue Line Distribution, the Detroit Red Wings, Olympia Entertainment, the Detroit Tigers, Olympia Development of Michigan, Little Caesars Pizza Kit Fundraising Program, Champion Foods, and MotorCity Casino Hotel. The organization also has a joint venture interest in 313 Presents. Together, these companies have grown to over \$3.8 billion in revenue and employ 24,000 colleagues.

Christopher has held a variety of roles throughout the organization over the past 32 years. Currently, in addition to his leadership of Ilitch Holdings, he serves as the governor, president and CEO of the Detroit Red Wings, as well as the chairman and CEO of the Detroit Tigers. Christopher is also actively engaged in the community and numerous charitable causes as Chairman of Ilitch Charities, a nonprofit organization that promotes charitable purposes aimed at developing communities and enhancing lives. The Ilitch organization and its foundations have given \$190 million in grants and giving since 2000.

As governor, president and CEO of the Red Wings, Christopher oversees both business and hockey operations decisions for the organization. Following the 2018-19 season, Christopher welcomed Steve Yzerman back to the Red Wings as executive vice president and general manager, tabbing Detroit's former captain as the 11th general manager in franchise history. Under Ilitch ownership, the Red Wings have won four Stanley Cup championships and qualified for the playoffs in 25-consecutive seasons from 1991-2016.

Christopher is currently overseeing the development of a sports and entertainment district centered in heart of downtown Detroit that created 20,000 construction and construction related jobs and 3,000 permanent new jobs

for Detroiters and Michiganders. This dynamic sports and entertainment district is comprised of eight world-class theatres, the new Mike Ilitch School of Business, four professional sports teams and three multi-use sports facilities, including Comerica Park and the new, state-of-the-art, award-winning Little Caesars Arena – home of the Detroit Red Wings, the Detroit Pistons and world-class entertainment and community events. This long-term, transformational work continues the Ilitch's long-standing commitment to improving and investing in its hometown of Detroit. The District Detroit will continue to evolve with future and current development work to include commercial, retail, and residential projects that will bring even more vibrancy and density to the area and will include work with women-owned and minority-owned developers and retailers.

Beyond his work at the Ilitch companies, Christopher is an active business leader across the state of Michigan and in the City of Detroit. He serves on the board, executive committee and nominating committee for Business Leaders for Michigan and the board and executive committee for the Downtown Detroit Partnership. He is also a member of the board of directors for the Detroit Economic Club. Christopher is also a member of the Harvard Kennedy School Taubman Center for State and Local Government Advisory Board.

Christopher has served on host/hospitality committees for several large-scale sporting events in Detroit, including the 2010 NCAA Men's Frozen Four Hockey Championship (co-chair), the 2009 NCAA Final Four Men's Basketball Tournament, Super Bowl XL and the 2005 Major League Baseball All-Star game (chair).

An avid baseball and hockey player in his youth, Christopher is an alumnus of Little Caesars Amateur Hockey and as co-captain won a state championship in high school at Cranbrook Kingswood in 1983.

Christopher holds a bachelor's degree in business administration from the University of Michigan in Ann Arbor. He and his wife Kelle have three children and reside in metro Detroit.



JIM DEVELLANO

Senior Vice President/Alternate Governor

Jim Devellano enters his 38th season with the Detroit Red Wings and celebrates his 53rd season overall in the National Hockey League in 2019-20. His tenure with the Red Wings makes him the longest-serving hockey employee in the history of the team. Devellano

continues to be a driving force behind Detroit's success, as well as a strong influence in the evolution and improvement of the league itself. Devellano can be credited with carefully building Detroit's 1997, 1998, 2002 and 2008 Stanley Cup Championship teams through the Entry Draft, savvy trades and aggressive free agent acquisitions.

He choreographed the Red Wings' steady rise into the powerful club that has reached the Stanley Cup Final six times and lifted the coveted Cup in triumph four times, giving Devellano his fourth, fifth, sixth and seventh Stanley Cup rings (three with New York Islanders and four with Detroit).

Devellano was the first individual hired by owners Mike and Marian Ilitch after purchasing the Red Wings in June, 1982. He was the team's general manager for eight seasons before ascending to his current position as senior vice-president on July 13, 1990. An excellent judge of talent throughout his 52 years in the NHL, Devellano believes that building a solid foundation begins with a capable scouting staff and strong Entry Draft selections. Evidence of the wisdom in this plan can be seen in Devellano's first draft as Red Wings general manager when he tabbed future Hall-of-Famer Steve Yzerman in the 1983 Entry Draft to be the cornerstone of the franchise.

Devellano was one of the first NHL general managers to assemble a strong European scouting staff back in 1984, a progressive move that has produced several Red Wings standouts including Russians Sergei Fedorov, Slava Kozlov, Vladimir Konstantinov and Pavel Datsyuk, and Swedes Nicklas Lidstrom, Tomas Holmstrom, Henrik Zetterberg, Johan Franzen and Niklas Kronwall.

Through the course of Devellano's tenure with the Red Wings, Detroit has participated in 10 conference finals (1987, '88, '95, '96, '97, '98, '02, '07, '08, '09) and six Stanley Cup Finals (1995, '97, '98, '02, '08, '09), collected six Presidents' Trophies (1995, '96, '02, '04, '06, '08), eight regular-season Western Conference championships (1994, '95, '96, '02, '04, '06, '07, '08) and 16 division championships (1988, '89, '92, '94, '95, '96, '99, '01, '02, '03, '04, '06, '07, '08, '09, '11).

Devellano is the proud owner of 17 championship rings. His impressive collection includes: seven Stanley Cup rings (N.Y. Islanders 1980, 1981, 1982 and Detroit 1997, 1998, 2002 and 2008), five Calder Cup championship rings in the American Hockey League with Adirondack (1986, 1989 and 1992) and Grand Rapids (2013 and 2017), two Adams Cup championship rings in the Central Hockey League (Fort Worth 1978 and Indianapolis 1982), and one Riley Cup championship ring in the East Coast Hockey League (Toledo 1994). Devellano also added a pair of Major League Baseball American League championship rings in 2006 and 2012 while serving as senior vice-president of the Detroit Tigers.

In addition to his duties as senior vice-president, Devellano serves

as the team's alternate on the NHL's Board of Governors.

His litany of accomplishments while in Detroit earned him induction into the Michigan Sports Hall of Fame in 2006.

He has been instrumental in many historical decisions in the National Hockey League. In 1980, it was Devellano who campaigned to have the annual NHL Entry Draft moved from a hotel ballroom into various NHL arenas, transforming the draft into an exciting fan-friendly event for fans of all NHL teams to witness what occurs with each team as the draft takes place. Devellano was also responsible for bringing the Entry Draft to the United States for the very first time on June 13, 1987, at Joe Louis Arena. Additionally, it was at Devellano's suggestion that the NHL instituted a new overtime format beginning with the 1999-00 season that included skating four aside as well as one point for each team following a five-minute overtime and an additional point if a team is victorious in overtime.

Having served as a teacher and mentor to numerous front office personnel over the years, Devellano's influence has reached several NHL clubs. Currently, there are four NHL general managers who have succeeded under Devellano's tutelage - Detroit General Manager Steve Yzerman, Ken Holland of the Edmonton Oilers, Jim Nill of the Dallas Stars and Don Waddell of the Carolina Hurricanes.

Devellano, 76, did not play professional hockey, but rose through the ranks in various capacities in his native Toronto. Joining former Red Wings coach Scotty Bowman, he became a scout with the St. Louis Blues in 1967 when the NHL expanded from six to 12 teams. Also, it was Devellano's strong recommendation to owner Mike Ilitch that led to Scotty Bowman's hiring by the Wings.

Joining the New York Islanders as a scout when that club was founded in 1972, Devellano's scouting skills helped build a team that won four consecutive Stanley Cup titles (1980-83). It was Devellano who highly recommended that Islanders GM, Bill Torrey, hire Al Arbour to coach the club. Arbour was captain of the St. Louis Blues when Devellano scouted for the franchise. The recommendation turned out better than expected as Arbour guided the Islanders to four consecutive Stanley Cup championships. In 1979-80, he became general manager of the Islanders' Indianapolis (IHL) farm club and was named Minor League Executive of the Year by The Hockey News. He returned to New York in 1981 as the Islanders' assistant general manager.

Devellano's extraordinary contributions to the cities of St. Louis, Indianapolis, New York and Detroit helped earn him the Lester Patrick Award in October, 2009, for his outstanding service to the sport of hockey in the United States. Devellano also reached the pinnacle of his profession when he was inducted into the Hockey Hall of Fame in the Builder Category on November 8, 2010, in Toronto.

Devellano is currently a member of the International Society of Hockey Research and is part owner of the Indianapolis Indians (AAA) baseball team. He authored a book in 2008, "The Road To Hockeytown", that chronicles his more than 40 incredible years in the game of hockey.

On a personal level, in 2003 Devellano set up two private foundations supporting mostly children's charities in the United States and Canada.

Devellano resides in Detroit and Sarasota, Florida.



STEVE YZERMAN

Executive Vice President/General Manager

Steve Yzerman returned to the Red Wings on April 19, 2019 after he was named executive vice president and general manager, rejoining the organization after spending 27 seasons with the organization as a player (1983-06) and within the hockey operations department (2006-10). Yzerman is just the 11th individual to serve as general manager of the team, assuming the role after spending the previous nine seasons with the Tampa Bay Lightning as the team's general manager (2010-18) and as a senior advisor to the general manager (2018-19).

As general manager of the Lightning, Yzerman built Tampa Bay as a Stanley Cup contender through drafting and development. Yzerman drafted or signed a core of players which includes Tyler Johnson, Alex Killorn, Nikita Kucherov, Ondrej Palat, Brayden Point and Andrei Vasilevskiy and secured the likes of Victor Hedman, Steven Stamkos and Kucherov with long-term contracts. Yzerman also bolstered the team with several trades, including Ryan McDonagh, J.T. Miller and Mikhail Sergachev. Yzerman stepped down as general manager to become a senior advisor prior to the 2018-19 campaign, a season in which the Lightning tied the NHL record for wins in a season (62), matched by only the 1995-96 Red Wings team.

From 2014-19, no team won more games (300) or scored more goals (1,554) than the Lightning, and the franchise ranked fifth overall in victories during Yzerman's time in Tampa Bay, compiling a 402-238-64 mark over that span. Tampa Bay qualified for the playoffs in six-of-nine seasons since Yzerman joined the organization, highlighted by a trip to the 2015 Stanley Cup Final. Additionally, Yzerman won the 2015 NHL General Manager of the Year Award. The Lightning made four appearances in the Eastern Conference Final since 2010-11, including three times in a four-season span (2014-15 to 2017-18). Tampa Bay logged 82 playoff games with Yzerman as general manager (2010-18), and their 47-35 mark in those games is fourth-best in the league over that stretch.

Prior to his time with Tampa Bay, Yzerman spent four seasons as Vice President/Hockey with the Red Wings, working alongside senior vice president Jim Devellano and then-general manager Ken Holland. Yzerman won his first Stanley Cup (2008) as a member of the management team after leading Detroit to three as a player (1997, 1998, 2002). Yzerman has also worked extensively with Hockey Canada, first serving as General Manager for Canada at the 2007 IIHF World Championship (gold) and the 2008 IIHF World Championship (silver). He also helped Canada capture back-to-back gold medals at the 2010 and 2014 Winter Olympics, under the leadership of Yzerman as Executive Director and Holland as Associate Director.



RYAN MARTIN

Assistant General Manager

Ryan Martin enters his 10th season as assistant general manager and his 15th overall as a member of Detroit's front office team. Martin is primarily responsible for collective bargaining agreement administration and compliance, salary cap management, player contract research and analysis, and salary arbitration preparation. He is also involved extensively in all facets of player contract negotiations, strategic planning and player evaluations at both the professional and amateur levels. In addition, Martin is currently in his seventh season serving as general manager of the American Hockey League's Grand Rapids Griffins, who captured two Calder Cup championships over a five-year span under his watch (2013 and 2017). He oversees all aspects of hockey operations for the Griffins including player personnel decisions, player development, contract negotiations and

player movement.

Prior to joining the Red Wings in 2005, Martin practiced law from 1998-1999 in Denver, Colorado with the firm of Messner & Reeves, LLC, specializing in corporate, commercial transactional, and taxation law. From 1999-2003 he worked in Denver as an attorney and NHLPA certified player agent with Kurt Overhardt, PC and KO Sports, Inc., representing professional hockey players in all facets of their careers. From 2003-2005, Martin served as the in-house corporate counsel for a group of closely held businesses in Massachusetts and also worked as a part-time scout for the Omaha Lancers (USHL).

A native of Connecticut, Martin graduated from Trinity College in 1992 with a Bachelor of Arts degree in Economics and Legal Studies. He went on to earn a law degree from the University of Denver, College of Law in 1997 and an LL.M. in taxation from the University of Denver, College of Law in 1998.

Ryan and his wife, Candace, reside in suburban Detroit with their daughter, Ava, and son, Cam.



PAT VERBEEK

Assistant General Manager

Pat Verbeek returns to the Red Wings in 2019-20 as an assistant general manager after he was officially hired on May 6, 2019. Verbeek will work alongside fellow assistant general manager Ryan Martin in the Red Wings' front office and will focus on player personnel decisions, reporting directly to executive vice president and general manager Steve Yzerman.

Verbeek, 55, brings 13 years of front-office experience to the Red Wings. He began his post-playing career as a professional scout for the Red Wings, working four seasons in the position from 2006-10, including the team's Stanley Cup championship in 2008. Verbeek joined the Lightning shortly after Yzerman was hired in Tampa Bay, originally as director of professional scouting, a position he held for two seasons prior to being promoted to assistant general manager and director of player personnel. The Sarnia, Ontario, native held that position for the last

seven seasons (2012-19) and was responsible for oversight of the team's professional scouting operations, player recruiting and contract negotiations and overall support to Tampa Bay's hockey operations department and general manager.

Verbeek also worked as director of player personnel for Team North America at the 2016 World Cup of Hockey, and previously had international management experience for Hockey Canada at the 2015 IIHF World Championship, in which Canada won the gold medal. As a player, Verbeek logged 1,063 points (521-541-1,063) and 2,905 penalty minutes over a 1,424-game NHL career, spent with the New Jersey Devils (1982-89), Hartford Whalers (1989-95), New York Rangers (1994-96), Dallas Stars (1996-99; 01-02) and Red Wings (1999-01). In 135 games with Detroit, Verbeek notched 78 points (37-41-78). His career accomplishments include two appearances at the NHL All-Star Game (1991, 1996), gold (1994) and silver (1989) medals for Canada at the IIHF World Championship and a 1999 Stanley Cup championship with Dallas.



BRYAN CAMPBELL

Director of Statistical Analysis and Hockey Administration

Bryan Campbell begins his fifth season as director of statistical analysis and hockey administration. Joining the organization in the summer of 2015, Campbell works closely with Executive Vice President and General Manager Steve Yzerman and Assistant General Managers Ryan Martin and Pat Verbeek, focusing on advanced statistical analysis and analytics in the areas of salary trends, contract valuations, free agent market acquisitions, trades and other areas, as well as comparative research

for contract negotiations and salary arbitrations, collective bargaining agreement administration and compliance and coordinating player transactions. He also scouts games locally at the professional, collegiate and junior levels.

A 2006 graduate of Union College with a degree in mechanical engineering, Campbell played college hockey and skated in 100 games with the Dutchmen from 2002-06. He went on to earn a master's degree in business administration at York University. Before his time with the Red Wings, Campbell worked in finance in New York.

Campbell is originally from Glanbrook, Ontario, and currently resides in Birmingham.



JIRI FISCHER

Associate Director of Player Personnel

Jiri Fischer enters his 13th season working in the Red Wings front office and first as the team's associate director of player personnel, having previously served as director of player development (nine seasons) and director of player evaluation (three seasons) since transitioning to the team's front office in 2007-08. In his current role, Fischer splits his time between North America and Europe to scout potential free agent acquisitions playing in the college hockey ranks and high European professional leagues. He also aids the team's amateur scouting operation in identifying draft-eligible players for the annual NHL Entry Draft.

Additionally, Fischer has gained experience on the international circuit. He has served as a scout for the Czech Republic at several IIHF World Championships, including teams

that captured back-to-back bronze medals in 2011 and 2012, and led the Czechs as the team's general manager for the 2018 IIHF World Championship. He previously served as an assistant coach for his country at the 2011 and 2012 IIHF World Junior Championships.

Fischer, 39, was by selected by Detroit in the first round (25th overall) of the 1998 NHL Entry Draft. An imposing figure on defense at 6-5 and 235-lbs., he patrolled the blue line for Detroit from 1999-00 through 2005-06. In 305 career games, the Horovice, Czech Republic, native scored 11 goals and collected 60 points. He also amassed 295 career penalty minutes. Fischer won the Stanley Cup as a player with Detroit in 2002 and was selected as the Red Wings' Rookie of the Year by the Detroit Sports Broadcasters Association following the 1999-00 season.

Jiri has two children, Braidan and Lukas, and resides in suburban Detroit during the season.



SHAWN HORCOFF

Director of Player Development/
Assistant Director of Player Personnel

NHL career. The 41-year-old oversees and evaluates Detroit's prospects playing at the junior or collegiate level or in Europe. He is also tasked with running the team's Development Camp, which is held at the BELFOR Training Center inside Little Caesars Arena in late June following the NHL Entry Draft. During the annual five-day camp, a group of recent Red Wings draft picks, free agent signings and undrafted invites receive daily on-ice instruction and skill development from Horcoff and a team of coaches within the organization, take part in off-ice workouts and attend classes designed to help players make smooth transitions to the life of a

professional hockey player.

As a player, Horcoff was originally a fourth-round pick (99th overall) of the Edmonton Oilers in the 1998 NHL Entry Draft and went on to skate in the NHL from 2000-16, logging 511 points (186-325-511) and 624 penalty minutes. An NHL All-Star in 2008, Horcoff spent most of his NHL career with Edmonton (2000-13), serving as team captain from 2010-13 and producing a career-high 73 points (22-51-73) in 2005-06, while helping the Oilers reach the Stanley Cup Final. Horcoff also spent two seasons with the Dallas Stars (2013-15) and spent his final NHL campaign with the Anaheim Ducks in 2015-16.

Horcoff has ties to the state of Michigan, having racked up 152 points (50-102-152) in 155 games with the Michigan State Spartans from 1996-00. The Spartans were two-time CCHA champions (1998 and 2000) during Horcoff's collegiate career, which he capped off by winning the CCHA Player of the Year in 1999-00.



DAN CLEARY

Assistant Director of Player Development

Dan Cleary begins his third season in Detroit's front-office after transitioning to a player development role prior to the 2017-18 season following a 19-year professional hockey career. As assistant director of player development, Cleary works closely

with director of player development Shawn Horcoff to evaluate, coach and mentor Detroit's prospects playing in major junior leagues and collegiate teams throughout North America, as well as Europe and the Red Wings' developmental affiliates in Grand Rapids (AHL) and Toledo (ECHL).

Cleary, 40, has been with the Red Wings organization since 2005-06. Formerly a first-round pick (13th overall) of the Chicago Blackhawks in the

1997 NHL Entry Draft, Cleary spent the first eight years of his professional career between the Blackhawks, Edmonton Oilers and Phoenix Coyotes, as well as the AHL's Portland Pirates and Hamilton Bulldogs, IHL's Indianapolis Ice and one season with Mora IK in the Swedish Elite League. After coming to Red Wings training camp as a professional trout, Cleary earned a contract and spent the next 10 seasons with the Red Wings, highlighted by three 20-goal seasons and a Stanley Cup championship in 2008.

After spending two seasons with the Grand Rapids Griffins from 2015-17, Cleary ended his playing career with 387 points (165-222-387) and 492 penalty minutes in 938 NHL games, in addition to 119 points (36-83-119) and 203 penalty minutes in 136 career AHL and IHL games. Cleary resides in Birmingham with wife, Jelena, and daughters, Elle and Lola.



NIKLAS KRONWALL

Advisor to the General Manager

of Detroit's hockey operations staff, offering insight an analysis gained through his decorated 15-season NHL career.

Kronwall, 38, played all of his 953 NHL games with the Red Wings since making his NHL debut in 2003-04. He finished his career third in franchise history in games played by a defenseman (and ninth overall) and fourth

in points, trailing only Niklas Lidstrom, Reed Larson and Red Kelly. Since his first full-time NHL campaign in 2006-07, Kronwall never finished lower than third in points by a Red Wings defenseman, and he led the team's blueliners in scoring on five occasions.

Kronwall's on-ice accolades are highlighted by a 2008 Stanley Cup championship, in which he most frequently paired with Brad Stuart as part of a formidable top-four which included Lidstrom and Brian Rafalski. The Stockholm, Sweden, native also joined the exclusive "Triple Gold Club" with the championship in 2008, to go along with gold medals at the 2006 Olympics and IIHF World Championship. Kronwall and his wife make their home in Metro Detroit and have two sons.



MARK HOWE

Director of Pro Scouting

Mark Howe enters his 25th year as part of Detroit's front office and his 28th season overall with the organization. After ending his professional hockey career on September 28, 1995, Howe joined the Red Wings front office as an assistant to the hockey operations department. In that capacity he began scouting the International Hockey League and American Hockey League. His energies, however, were primarily focused on preparing promising young defensemen within the organization for the National Hockey League at the club's minor-league affiliates.

Howe has his name engraved on the Stanley Cup four times. He was a pro scout for Detroit's championship runs in 1997, '98 and '02 and was in his current role as the club's director of pro scouting for the Wings' last title in 2008. Mark has repeated Howe family history as his father, Gordie, won a total of four Stanley Cup titles during his playing career with the Red Wings (1950, '52, '54 and '55).

Playing first in the World Hockey Association and then in the NHL,

Howe finished his career as the second-highest scoring defenseman in professional hockey with 1,246 points (1976-545A-742P in 929 NHL games; 208G-296A-504P in 426 WHA games). Howe played three seasons with the Hartford Whalers and 10 with the Philadelphia Flyers, before returning to his hometown Detroit, inking a free-agent deal with the Red Wings on July 8, 1992. He finished his playing career in the Motor City, appearing in 122 regular-season games and collecting eight goals and 64 points.

Howe was a First Team NHL All-Star defenseman in 1983, '86 and '87. In 1985-86, he led the league with a +85 rating, and followed with a +57 rating to pace all NHL defensemen in 1986-87. He was runner-up for the Norris Trophy in both 1986 and 1987, and was selected to five NHL All-Star Games (1981, '83, '85, '86 and '88). For all of his incredible achievements on the ice, Mark was inducted into the National Hockey League Hall of Fame in the player category on November 14, 2011, in Toronto.

Mark currently resides in New Jersey and has three children: Travis, Nolan and Azia.



KRIS DRAPER

Director of Amateur Scouting

Kris Draper enters his ninth season in the Red Wings' front office and his 26th year overall with the organization. Draper was named Detroit's director of amateur scouting prior to the 2019-20 season after working the previous eight seasons as assistant to the general manager. Draper's expanded role will see him organize the franchise's amateur scouting department, run the NHL Entry Draft and assist the Red Wings' management team in various hockey operations decisions.

Since retiring after the 2010-11 season, Draper began working closely with Detroit's hockey operations department as assistant to the general manager, in which he provided player evaluations at both the professional and amateur levels and input regarding potential trades and free agent signings.

Draper announced his retirement as a player in July 2011 after 20 seasons in the National Hockey League. He was originally a third-round pick (62nd overall) of the Winnipeg Jets in the 1989 NHL Entry Draft. Draper played 20 games over three seasons in Winnipeg before the Jets dealt him to Detroit on June 30, 1993, in exchange for future considerations.

Draper spent the next 17 seasons in the Motor City. He became a fixture in Detroit's lineup during the 1993-94 season and played center on what became known as the 'Grind Line' with Kirk Maltby,

and at different times, Darren McCarty and Joe Kocur. They formed one of the most revered lines in Red Wings history and played an integral role in helping Detroit end a 42-year drought by capturing the 1997 Stanley Cup with a sweep of the Philadelphia Flyers. Draper was also part of championship runs by the Red Wings in 1998, 2002 and 2008. He joined Nicklas Lidstrom, Tomas Holmstrom, Kirk Maltby and Darren McCarty as the only players to hoist the Cup in each of Detroit's last four championship seasons.

The Toronto, Ontario, native enjoyed his best statistical season in 2003-04. He registered career-highs with 24 goals, 40 points and five shorthanded goals in just 67 games. Despite the jump in his offensive production, Draper's defensive responsibilities never wavered and he was rewarded with the 2004 Frank J. Selke Trophy as the NHL's top defensive forward.

Recognized throughout his career as one of the top penalty killers and face-off men in the NHL, Draper also played a vital role by checking the top lines of opponents and wearing down opposing defenses with his speed and tenacity. He became the fifth player in team history to play 1,000 games in a Red Wings sweater, joining Gordie Howe, Alex Delvecchio, Steve Yzerman and Nicklas Lidstrom. Draper never missed the playoffs during his 17 seasons in Detroit and appeared in 220 postseason games for the Red Wings, second in club history behind only Nicklas Lidstrom (263).

Kris and his wife, Julie, have two daughters, Kennedy and Kamryn, and a son, Kienan. The Drapers reside in Bloomfield Hills.



JEFF BLASHILL

Head Coach

Jeff Blashill enters his fifth season as head coach of the Red Wings. The 45-year-old has accumulated eight seasons with the organization, spending the 2011-12 campaign as an assistant coach for Detroit

before serving as head coach of the Grand Rapids Griffins, Detroit's American Hockey League affiliate, from 2012-15. After leading the Griffins to three of the most successful campaigns in the franchise's history, he ascended to his current role on June 9, 2015.

Over his first four seasons as head coach for Detroit, Blashill has overseen a transitional period for the organization, and his previous accolades at the college and minor-league level has aided the Red Wings in developing high draft picks into everyday NHL players. Among the players who have worked their way up the depth chart during Blashill's tenure are Dylan Larkin, Andreas Athanasiou, Anthony Mantha and Tyler Bertuzzi, all of whom scored 20-or-more goals during the 2018-19 campaign to make the Red Wings one of just four teams in the NHL to have at least four 20-goal scorers under the game of 25, along with Calgary, Toronto and Winnipeg.

In his first season with the Red Wings, Blashill guided the club to its 25th consecutive postseason appearance, extending a streak that finished as the third-longest in NHL history. Blashill posted the sixth-best winning percentage (0.567) of any first-year head coach in Red Wings history. Through four seasons with the team, Blashill's head coaching record stands at 136-145-47.

Following each of the last three seasons, Blashill has been tabbed as head coach of the United States at the IIHF World Championship. At the 2017 event, jointly held in Paris, France, and Cologne, Germany, Blashill guided a roster that included current Red Wings Dylan Larkin, Danny DeKeyser and Jimmy Howard to a 6-1 record through group play, though the team fell to Finland in the quarterfinals. The following year, the United States was again 6-1 in group play and defeated Canada for the second time in the tournament during the bronze medal game, marking just the fifth time in the history of the tournament that Team USA has come away with a medal.

Blashill previously had experience with USA Hockey at the 2006 Ivan Hlinka Memorial Tournament (silver medal), 2009 World Junior A Challenge (gold medal) and 2009 IIHF World Junior Championship (fifth place).

Blashill is the 27th coach in franchise history, the first American to lead the Red Wings and just the third Michigan native to coach any major Detroit sports team, joining Steve Mariucci (Detroit Lions, 2003-05) and Dave DeBusschere (Detroit Pistons, 1964-67).

Blashill's time in Grand Rapids was highlighted by a 2012-13 campaign that saw Grand Rapids capture a regular-season Midwest Division title and eventually the first Calder Cup championship in the franchise's 17-year history. In 2014-15, the Griffins won the Midwest

Division after reaching 100 points for the first time during Blashill's tenure with a 46-22-6-2 (W-L-OTL-SOL) record over the AHL's 76-game slate. The club advanced to the Western Conference Final for the second time in three seasons before falling to the Utica Comets in six games. In the 80-year history of the American Hockey League, no team played more playoff games (50) than the Griffins did during Blashill's run as head coach.

Born in Detroit and raised in Sault Ste. Marie, Mich., Blashill won the Louis A. R. Pieri Memorial Award as the AHL's most outstanding coach in 2013-14 and was named head coach for the 2014 AHL All-Star Classic. In his three seasons with Grand Rapids, he compiled a 134-71-12-11 regular-season record and a 29-21 mark in the postseason, winning seven of nine total playoff series. He was the first coach in Griffins history to qualify for the playoffs in three consecutive seasons, leading the team to 92 points or better each year. Not including players who went to Grand Rapids on conditioning stints, 35 players who skated for the Griffins over his three seasons went on to play at least one NHL game.

Blashill joined the Red Wings' organization after one season as the head coach at Western Michigan University in 2010-11, where he doubled the Broncos win total from the previous season and led the school to its first appearance in the CCHA Championship game since 1986. He finished as a finalist for CCHA Coach of the Year, and was named National Coach of the Year by College Hockey News, Inside College Hockey and USCHO.com. Blashill made his head coaching debut with the United States Hockey League's Indiana Ice, compiling a 72-43-5 mark as head coach and general manager from 2008-10. The Ice earned a franchise-record 39 wins in 2008-09 and won the Clark Cup as champions of the USHL. He also developed nine players that played in the NHL or were selected in the NHL Entry Draft.

He began his coaching career with four seasons as an assistant coach for Ferris State University from 1998-02, followed by six seasons in the same role with Miami University in which the RedHawks qualified for the NCAA tournament four times. While overseeing the RedHawks' recruiting efforts, he brought in three Hobey Baker Finalists, six NCAA All-Americans and 11 first- or second-team All-CCHA players.

A goaltender in his playing days, Blashill spent his collegiate career at Ferris State and was the Bulldogs' Rookie of the Year in 1994-95, earned a spot on the CCHA All-Academic Team in 1996-97 and won FSU's President's Award in three consecutive years for having the highest grade-point-average on the Bulldogs. In 78 games over his four seasons in Big Rapids, he held a 27-36-5 record with two shutouts. He previously spent three seasons with the USHL's Des Moines Buccaneers, helping the team to a Clark Cup championship in 1992. He is one of two people in league history to win the Clark Cup as both a player and head coach.

Jeff and his wife, Erica, reside in Plymouth with three children: Teddy, Josie and Owen.



DAN BYLSMA

Assistant Coach

Dan Bylsma begins his second season with the Red Wings, joining the coaching staff after working as an assistant coach alongside head coach Jeff Blashill on the United States' coaching staff at the 2018 IIHF World Championship in Copenhagen and Herning, Denmark, where the Americans

took home a bronze medal. Bylsma is a 2009 Stanley Cup champion and 2011 Jack Adams Award recipient.

Bylsma's previous coaching experience came most recently with the Buffalo Sabres, where he spent two seasons as head coach from 2015-17. In Bylsma's first year in western New York, he helped the Sabres better their win total from 23 to 35, increase their goals for from 161 to 201, decrease their goals against from 274 to 222 and improve power play and penalty kill which each ranked last in the NHL in 2014-15 to 12th and ninth, respectively, in 2015-16. After parting ways with the Sabres, he spent the 2017-18 season away from coaching until his stint with USA Hockey but was a regular contributor on NHL Network.

Prior to his time in Buffalo, Bylsma served as head coach of the Pittsburgh Penguins from 2008-14, compiling a 252-117-32 mark over 401 regular-season games and a 43-35 record in 78 NHL playoff games. After taking over as Pittsburgh's head coach during the 2008-09, earning a promotion from the AHL's Wilkes-Barre/Scranton Penguins, Bylsma guided the club to an 18-3-4 regular-season finish en route to defeating the Red Wings in the

2009 Stanley Cup Final. Pittsburgh won three division championships under Bylsma, reaching 100-or-more regular-season points each season (except for the NHL's shortened 48-game season in 2012-13). In 2011, Bylsma won the Jack Adams Award as the NHL's top coach. In total, the 49-year-old is 320-190-55 as an NHL head coach.

The Grand Haven, Mich., native started his coaching career in 2004-05 as an assistant coach for the AHL's Cincinnati Mighty Ducks, prior to moving on to work in the same role with the New York Islanders in 2005-06. Bylsma joined the Pittsburgh organization in 2006-07, serving two seasons as an assistant with Wilkes-Barre/Scranton (2006-08) before he was elevated to head coach to begin the 2008-09 season. He also has additional international experience with USA Hockey, serving as head coach for the 2014 Winter Olympics in Sochi, Russia, and winning his first bronze medal at the 2015 IIHF World Championship in Prague and Ostrava, Czech Republic.

As a player, Bylsma appeared in 429 NHL games with the Los Angeles Kings and Anaheim Mighty Ducks between 1995-04, picking up 62 points (19-43-62) and 184 penalty minutes. He logged 840 games as a professional, including his 95 games in the AHL with the Rochester Americans, Albany River Rats, Moncton Hawks, Lowell Lock Monsters and Cincinnati Mighty Ducks; 85 games in the ECHL for the Greensboro Monarchs; and 231 games in the International Hockey League with the Phoenix Roadrunners and Long Beach Ice Dogs, in a playing career that spanned 1992-04. Bylsma graduated from Bowling Green State University in 1992 with a degree in accounting and played four seasons on the hockey team, where he was a two-time CCHA All-Academic Team member.

Bylsma and his wife, Mary Beth, have one son, Bryan.



DOUG HOUDA

Assistant Coach

Doug Houda is in his fourth season on the Detroit Red Wings bench, joining the organization as an assistant coach following 10 seasons in the same role with the Boston Bruins. A former defenseman for the Red Wings from 1985-91 and 1998-99, Houda officially joined the team's coaching staff on May 10, 2016.

Houda, 52, helped the Bruins make the playoffs in seven consecutive seasons (2007-14) and win four division titles (2009, 2011 and 2012 Northeast, 2014 Atlantic), two regular-season Eastern Conference championships (2009 and 2014) and one Presidents' Trophy after accumulating 117 points (54-19-9) during the 2013-14 campaign. The Bruins also won the Prince of Wales Trophy as Eastern Conference champions in 2011 and 2013 and captured the organization's sixth Stanley Cup championship in 2011.

During Houda's tenure with the club, the Bruins compiled a 428-264-94 record, seventh-best in the NHL over that span. Boston's 57 playoff wins over the same duration are fourth-most in the league, trailing only Chicago (76), Detroit (66) and Pittsburgh (66). Houda also spent three seasons as an assistant coach in the American Hockey League with the Rochester Americans from 2003-06. The Amers compiled a 125-86-16-13 record in the span and held the league's best record in 2004-05 at 51-19-4-6 (112 points).

A native of Blairmore, Alberta, Houda was originally drafted by the Red Wings in the second round (28th overall) of the 1984 NHL Entry Draft. The

former defenseman spent his junior career with the Western Hockey League's Calgary Wranglers and Medicine Hat Tigers, accumulating 184 points (44-140-184) and 618 penalty minutes in 259 games played from 1981-86. Houda made his professional debut in 1984-85 after skating in seven postseason games with the International Hockey League's Kalamazoo Wings and made his NHL debut the following season by appearing in six games for the Red Wings.

Houda spent parts of six NHL seasons in Detroit, totaling 31 points (5-26-31) and 251 penalty minutes in 172 games with the team from 1985-91 and in 1998-99 after being reacquired by the Red Wings from Anaheim. Houda played 561 NHL games with the Red Wings, Hartford Whalers, Los Angeles Kings, Buffalo Sabres, New York Islanders and Anaheim Mighty Ducks between 1985-03, recording 82 points (19-63-82) and 1,104 penalty minutes. He also appeared in 18 NHL playoff games, including six with the Red Wings, picking up three points (0-3-3) and 21 penalty minutes.

Houda logged more than 1,000 professional games during his 17-season playing career, as he also skated in 553 American Hockey League and International Hockey League games with the Adirondack Red Wings, Rochester Americans and Utah Grizzlies, notching 238 points (55-183-238) and 1,191 penalty minutes. An AHL First-Team All-Star with Adirondack in 1987-88, Houda also captured a Calder Cup championship during his time in the AHL with Rochester in 1995-96. He spent his final four seasons in Rochester from 1999-03 before moving to an assistant coaching role in 2003-04.

Houda and his wife, Shelly, have two children: son Kris and daughter Toni.



ADAM NIGHTINGALE

Assistant Coach

Adam Nightingale begins his third season on the Red Wings coaching staff in a new role, transitioning from an assistant coach/video role he held for two seasons (2017-19) to an assistant coach, where he will work alongside head coach Jeff Blashill on the bench during games.

Nightingale, 39, joined the organization in May 2017 after spending one year as video coach for the Buffalo Sabres, where he worked under fellow Red Wings assistant coach Dan Bylsma. In addition to working with the Sabres in 2016-17, Nightingale has worked Blashill's Team USA staff at each of the last three IIHF World Championships, helping the Americans capture just their fifth medal in tournament history when they took home bronze in 2018.

Prior to his time with the Sabres, Nightingale served as head

coach of the prestigious Shattuck St. Mary's bantam team in Minnesota for two seasons (2014-16), winning a national championship in 2016. He also worked as a video coordinator for the United States at the 2015 IIHF World Junior Championship in Toronto and Montreal.

Nightingale, a native of Cheboygan, Mich., played hockey collegiately at Lake Superior State University (2000-02) and Michigan State University (2003-05), totaling 37 points (18-19-37) and 160 penalty minutes in 118 games with the Lakers and Spartans. Nightingale spent parts of four seasons playing professionally in the ECHL, recording 27 points (10-17-27) and 171 penalty minutes in 78 games for the Gwinnett Gladiators, Greenville Grrrowl and Charlotte Checkers from 2004-08. After hanging up his skates, Nightingale served as the director of hockey operations at Michigan state for four seasons (2010-14) before becoming a coach at Shattuck St. Mary's.

Nightingale resides in Canton during the season and has three children with his wife, Kristin: Trevor, Emmerson and Keeton.



JEFF SALAJKO

Goaltending Coach

Jeff Salajko is in his fourth season as the Detroit Red Wings' goaltending coach. Salajko was promoted prior his current position after spending three seasons as the goaltending development coach for the American Hockey League's Grand Rapids Griffins from 2013-16.

Salajko, 44, joined the Griffins during the 2013-14 campaign. Under his watch, the Griffins had one of the AHL's top goaltending tandems in 2015-16, with two goaltenders finishing top-10 in both goals-against average (Tom McCollum, 9th; Jared Coreau, 10th) and save percentage (McCollum, 3rd; Coreau, T4th). Prior to his time in Grand Rapids, Salajko spent three seasons as an assistant coach at Ohio State University (2008-11), focusing on goaltender

development, one season as an assistant coach for the Ohio Blue Jackets' junior teams (2011-12) and one season as goaltending coach for Ohio State's women's ice hockey club (2013-14).

The Kitchener, Ontario, native was originally a 10th-round pick (236th overall) of the San Jose Sharks in the 1993 NHL Entry Draft and enjoyed an eight-season professional playing career, seeing action with 11 different teams in four leagues. Salajko suited up for the AHL's Portland Pirates and Manitoba Moose (who he also represented in the IHL), the IHL's Indianapolis Ice and Kansas City Blades, the ECHL's Columbus Chill, Arkansas RiverBlades, Reading Royals, Peoria Rivermen and Charlotte Checkers, and he had brief stints with the CHL's Wichita Thunder and ACHL's Jacksonville Barracudas before retiring prior to the 2003-04 season. He compiled a 148-125-31 record and 12 shutouts over his 323-game pro career.



LJ SCAPACE

Video Coach

LJ Scarpace joins the Red Wings in 2019-20 as video coach after working two seasons in the same role from 2017-19 with the Carolina Hurricanes, who enjoyed a run to the Eastern Conference Final in 2019-20. As video coach, Scarpace is responsible for categorizing game film into clips used by the coaching staff for team meetings, pre-game scouting reports and practices and communicates with the bench coaches from the coaches' office during games regarding in-game adjustments or potential video reviews.

Scarpace, 43, previously worked 13 seasons at the University of Michigan from 2004-17 under longtime head coach Red Berenson. Scarpace served as the team's video coordinator from 2004-14 and spent his last three seasons with the school as director of player development from 2014-17. A native of Dearborn, Mich., Scarpace also played for the Wolverines as a goaltender, posting a 6-2-0 record and 1.94 goals-against average in 15 appearances for the university from 1999-01.

Prior to his time in Ann Arbor, Scarpace logged two seasons in the United States Hockey League with the Omaha Lancers and Fargo-Moorhead Bears and attended Western Michigan University from 1996-98.



JEFF WEINTRAUB

Assistant Video Coach

Jeff Weintraub is in his third season with the Red Wings in 2019-20, working with the coaching staff as assistant video coach. In his role, Weintraub works closely with LJ Scarpace, the Red Wings' video coach whom he also worked alongside at the University of Michigan, and is responsible for editing game film

used by the coaching staff, recording practices and organizing practice plans. He also logs clips during games and operates the team's video review system.

The Ann Arbor, Mich., resident joins the Red Wings after serving as the Green Bay Gamblers video coach in 2015-16 and 2016-17. He previously worked in a similar capacity with the University of Michigan during the 2014-15 season. He also attended the school and graduated in 2012 with a double major in political science and history.

DETROIT RED WINGS SCOUTING STAFF

PRO SCOUTS



MARK HOWE
Director of
Pro Scouting



BRUCE HARALSON
Pro Scout



KIRK MALTBY
Pro Scout



KYLE MacKINNON
Pro Scout



CHRIS YZERMAN
Pro Scout

AMATEUR SCOUTS



KRIS DRAPER
Director of
Amateur Scouting



RYAN REZMIERSKI
Chief Amateur Scout



JESSE WALLIN
Chief Amateur Scout



KELLY HARPER
Amateur Scout



BRENDAN FLEMMING
Amateur Scout



MARK MULLEN
Amateur Scout



ROSS YATES
Amateur Scout



ROB RASSEY
Amateur Scout



BYRCE THOMA
Amateur Scout



KEVIN GIBSON
Amateur Scout



MARTY STEIN
Amateur Scout



PHIL OSAER
Head of Goaltender
Scouting and Development

EUROPEAN SCOUTS



HAKAN ANDERSSON
Director of
European Scouting



VLADIMIR HAVLUJ
European Scout



NIKOLAI VAKOUROV
European Scout



ANTONIN ROUTA
European Scout



THOMAS CARLSSON
European Scout

TRAINING, EQUIPMENT & MEDICAL STAFF



MIKE BARWIS
Director of Sports
Science and Human
Performance



PIET VAN ZANT
Athletic Trainer



RUSS BAUMANN
Assistant
Athletic Trainer



**SERGEI
TCHEKMAREV**
Team Masseuse



**AINARS
TREIGUTS**
Massage Therapist



**LISA
MCDOWELL**
Team Dietitian



**TONY
COLUCCI, D.O.**
Team Medical
Director



**DOUGLAS G.
PLAGENS, M.D.**
Team Physician



**DONALD W.
WEAVER, M.D.**
Team Physician



**DR. JEFFREY
BOOGREN**
Team Dentist



DR. RANDY FREIJ
Team Dentist



MARC GRAY
Team Chiropractor



PAUL BOYER
Equipment
Manager



JOHN REMEJES
Assistant
Equipment Manager



BRADY MUNGER
Assistant
Equipment Manager

MIKE BARWIS is the director of sports science and human performance for the Detroit Red Wings. The founder and CEO of the BARWIS companies and charities, Mike also serves as the senior advisor of sports performance for the New York Mets. Mike has been recognized as one of the most influential strength coaches of all time, having worked with professional and Olympic athletes in over 40 sporting events. Prior to BARWIS, Mike was the director of strength and conditioning for both the University of Michigan and West Virginia University and was the star of Discovery Channel's international-hit reality show American Muscle. He's been featured in hundreds of journals, magazines, and news channels and has also advised Fortune 100, federal-, and state-government organizations on various topics such as health and nutrition, strength and conditioning, sports science and physiology. He wrote and taught the graduate curriculum on physiology as an adjunct professor at West Virginia.

PIET VAN ZANT is entering his 18th season as head athletic trainer and 26th overall with the organization. He joined the Red Wings' staff as an assistant athletic trainer for the 1999-00 season after spending six years with Detroit's AHL franchise in Glens Falls, N.Y. Van Zant was selected to work the 2019 NHL All-Star Game in San Jose and also worked the 2019 IIHF World Championship. Van Zant received a bachelor's degree in athletic training from Central Michigan University in 1993. Piet and his wife, Missy, reside in suburban Detroit with their four children Jared, Dylan, Mikayla and McKenna.

RUSS BAUMANN enters his 18th season with the Red Wings as the club's assistant athletic therapist. The Livonia native graduated from Central Michigan University with a bachelor's degree in athletic training in 1993 and his Master's in physical therapy from Wayne State University in 1999. Russ and his wife, Jennifer, reside in suburban Detroit with their son, Blake, and daughter, Hailey.

PAUL BOYER enters his 26th season as equipment manager after joining the Wings for the 1994-95 season following one season with the New Jersey Devils. A native of Sault Ste. Marie, Ontario, Boyer earned a bachelor of science degree from Lake Superior State University, then spent five years as the school's hockey trainer before heading to the National Hockey League. Boyer was selected to work the 2002 NHL All-Star Game in Los Angeles. He served seven years as president of the Society of Professional Hockey Equipment Managers (SPHEM). Prior to being named president of SPEHM, Boyer was secretary for four terms. Paul and his wife, Helen, have three children and reside in Grosse Pointe.

JOHN REMEJES enters his 11th season as an assistant equipment manager of the Red Wings. The Mt. Clemens native was part of the game night staff for 14 years, beginning as a stick boy for visiting teams at age 16, prior to his first year as a full-time assistant equipment manager in 2008-09. John attended Central Michigan University and Alma College.

BRADY MUNGER begins his fourth season as an assistant equipment manager for the Red Wings, joining the organization from Major League Baseball's Detroit Tigers, where he served in a similar capacity for parts of four seasons in addition to working with the Tigers' minor-league affiliates. Brady was a sport management major at Bowling Green State University and worked as an equipment manager for the men's hockey team for three seasons. He currently resides in metro Detroit with wife Marissa.

The Red Wings' team dietitian is **LISA MCDOWELL, MS, RD, CSSD** (9th season). The Red Wings' medical staff consists of the club's medical director, **TONY COLUCCI, D.O.** (29th year), team physicians **DOUGLAS G. PLAGENS, M.D.** (15th year) and **DONALD W. WEAVER, M.D.** (15th year) and team dentists **JEFFREY BOOGREN, D.D.S.** (11th year) and **RANDY FREIJ, D.D.S.** (11th year).



FOX SPORTS DETROIT

All 82 Detroit Red Wings regular-season games will be carried live on both radio and television. FOX Sports Detroit continues to be the television partner of the Red Wings by airing 74 regular-season contests and all first round playoff contests not designated as exclusive national broadcasts. Detroit will be featured exclusively on NBCSN broadcasts eight times in 2019-20.

Ken Daniels and former Red Wings forward, Mickey Redmond, return as the Red Wings' TV announce crew with former Red Wings goaltender and three-time Stanley Cup champion Chris Osgood or Larry Murphy rotating in for Redmond during select road games.

KEN DANIELS enters his 23rd season as the Red Wings' television play-by-play announcer, joining the team from Hockey Night in Canada, where he handled play-by-play duties and hosted segments with Don Cherry on Coach's Corner.

While working for CBC, Daniels' diverse sports experience included hosting stints for CBC Sports Weekend and the Indy Car World Series, as well as Formula One Grand Prix coverage and Toronto Blue Jays baseball. Daniels' broadcast resume also includes two Olympic Games (1996 Atlanta and 1988 Seoul) where he covered a wide range of sports including cycling, baseball, canoeing, kayaking, tennis and judo. In addition to his numerous television assignments for CBC, Daniels was also the voice of morning sports for Toronto's all-sports radio station, The Fan 590, for eight years.

Ken won a Michigan Emmy in 2006 when he called a Red Wings-Ottawa Senators game from between the benches at Joe Louis Arena. In 2011, he was named the winner of the Detroit Sports Broadcasters Association's Ty Tyson Award for broadcast excellence. In 2017, Ken became an author, telling his life and

broadcasting story in "If These Walls Could Talk - Detroit Red Wings."

Ken's son Jamie had often joked, that dad needed a "summer job." Unfortunately, he gave him one. Ken is co-founder of the Jamie Daniels Foundation, (www.jamiedanielsfoundation.org), dedicated to ending the shame and stigma that surrounds drug addiction, and building a long-term safe sober living home in southeast Michigan.

Ken is working in tandem with 'The Children's Foundation', in his awareness efforts and recently the Jamie Daniels Foundation wrote a \$30,000 grant to MSJ to aid their recovery housing effort. Jamie died in Florida at 23, on December 7, 2016. The family, including Jamie's sister Arlyn contends, "it's not the years in the life, but the life in the years."

MICKEY REDMOND has 41 years of broadcasting experience and serves as color analyst on Red Wings television broadcasts. Redmond is a highly-regarded analyst whose broadcast resume includes work on nationally-televised games for FOX Sports, ESPN (including ESPN International broadcasts of the 1997 and 1998 Stanley Cup Finals) and CBC's Hockey Night In Canada. During the 2001 Stanley Cup Playoffs, Redmond worked with ABC as the rinkside reporter for the Detroit broadcasts.

Mickey twice was a 50-goal scorer in five full seasons with Detroit after being acquired from Montréal with Guy Charron and Bill Collins for Frank Mahovlich in January, 1971. He scored 52 goals and made the NHL's First All-Star Team in 1973, then netted 51 the next season to earn a Second-Team berth. He had 233 goals and 195 assists in 538 regular-season games in nine NHL seasons with Montréal and Detroit.

97.1 FM THE TICKET

97.1 FM The Ticket (along with WXYT AM 1270) begins its 19th year as the flagship radio station of the Red Wings and will broadcast all of Detroit's regular-season and playoff games.

The radio team of play-by-play announcer Ken Kal and analyst Paul Woods return for their 25th season together behind the microphone of the Wings' flagship station.

KEN KAL begins his 25th season as the radio play-by-play man for the Red Wings. Prior to joining the Detroit organization, Kal handled the play-by-play duties for University of Michigan hockey for 11 years on Ann Arbor AM stations - seven on WTKA after the first four on WAAM, during which time he also covered the Red Wings as a reporter. Born and raised in the city of Detroit, Kal began his radio career immediately following graduation from Wayne State University in 1979 with his first job at WAAM, handling sports and working as an on-air personality.

In addition to his broadcast duties, Kal represents the Red Wings in the community by visiting schools or business groups and hosting a variety of team events. Rounding out his admin-

istrative duties, Ken also works with the broadcast department to expand the Red Wings radio network and maintain affiliate relations. Kal received the DSB's Ty Tyson Award for broadcast excellence in 2007 and has been honored by Hour Detroit Magazine in 2015 and 2016 for best play-by-play in Detroit. He is also a board member of the National Polish-American Sports Hall of Fame. Ken and his wife, Darlene, reside in St. Clair Shores and enjoy boating and traveling.

PAUL WOODS is back for his 33rd season as color analyst for the Red Wings, a career which began shortly after the conclusion of his playing days in the NHL. A native of Hespeler, Ontario, Woods was drafted by Montréal in 1975. He never played for the Canadiens, but was obtained by Detroit in the 1977 waiver draft. His seven-year stint with the Red Wings began in 1977-78 and ended after the 1983-84 season. A former captain for Detroit, he finished his NHL career with 72 goals and 124 assists in 501 regular-season games.

RED WINGS ON THE AIR (RADIO & TV)



PAUL WOODS & KEN KAL
97.1 FM Analyst and 97.1 FM Play-by-Play



MICKY REDMOND & KEN DANIELS
Television Analyst and Television Play-by-Play



CHRIS OSGOOD
Television Analyst



JOHN KEATING
Pre-Game Host/
Reporter



TREVOR THOMPSON
Post-Game Host/
Reporter



JIMMY POWERS
Program Director
97.1 The Ticket-WXYT



JEFF BYLE
Executive Producer
FOX Sports Detroit

DETROIT RED WINGS NETWORK AFFILIATES

Covering the entire state of Michigan and beyond...

CITY	STATION	FREQUENCY	CITY	STATION	FREQUENCY
DETROIT	WXYT	97.1 FM / 1270 FM	Lansing	WVFN	730 AM
Alpena	WRGZ	96.7 FM	London, ONT	CJBK	1290 AM
Ann Arbor	WTKA	1050 AM	Ludington	WWKR	94.1 FM
Big Rapids	WBRN	95.1 FM / 107.7 FM / 1460 AM	Mackinaw City	WYPV	94.5 FM
Cadillac	WWMN	106.3 FM	Manistee	WMLQ	97.7 FM
Charlevoix	WYPV	94.5 FM	Marquette	WUPZ	94.9 FM
Cheboygan	WCBY	1240 AM	Muskegon	WMRR	101.7 FM
Escanaba	WCHT	600 AM	Muskegon	WMAX	96.1 FM*
Grand Rapids	WTKG	1230 AM	Newberry	WNBY	1450 AM
Grand Rapids	WMAX	96.1 FM*	Petoskey	WJML	1110 AM
Grayling	WGRY	101.1 FM	Port Huron	WPHM	1380 AM
Holland	WHTC	1450 AM	Rogers City	WRGZ	96.7 FM
Houghton	WCCY	1400 AM	Saginaw	WSGW	790 AM
Houghton	WCCY	99.3 FM	Sault Ste. Marie	WSOO	1230 AM
Jackson	WKHM	970 AM	St. Ignace	WZ64CF	100.7 FM
Kalamazoo	WQLR	1660 AM	Traverse City	WWMN	106.3 FM

*WHEN NO OTHER SPORTS CONFLICTS | AFFILIATE STATIONS ARE SUBJECT TO CHANGE



GAME STAFF

Public Address Announcer	ERICH FREINY
Vice President of Broadcasting	PETER SKORICH
Broadcast Facilities.....	ERIC ANGOTT
Broadcast Crewing.....	JAMIE BARTLETT
Minister of Statistics and Research	GREG INNIS
Game Night Staff Coordinator.....	GARY HINDS
Press Box Volunteers	JASON BLADES, LARRY KOSIBA, ADAM MITCHELL, CHIP MOLITOR, JIM OMILIAN, MATT PAVELICH, MARK PERNAK, PAUL VOCKLER
Red Wings' Dressing Room Attendants	RICK SZUBER, DYLAN VAN ZANT
Visitors' Dressing Room Attendants	BRADY MUNGER, TBD
Public Relations Assistant.....	LUKE JOHNS
PR Game Night Staff.....	SIDNEY BINGER, KARA KEATING, JULIA PAINE

NHL OFF-ICE OFFICIALS

Supervisor & Penalty Timekeeper	MIKE HARGRAVES
Scoring System Manager	RON HAYES
Game Timekeeper	PHIL BLAIN
Official Scorer	BOB DALLOS
Penalty Box Attendants	DOUG FLEES, STEVE HOSMER, JACK MACROBERT
H.I.T.S. Scoring Officials	STEVE BERRIMAN, MIKE BLAIR, DAN HALL, GREG HAMES, PAUL KOLINSKI, TOM MALLON, MARK REVESZ, BILL WILLIAMS
Official Scorer Video Replay Officials	KEVIN HALL, DENNIS PARISH
Commercial Coordinators	CHIP MOLITOR, JOHN VIECELI
Video Replay Technicians	REGAN PALLAS, ROB RANCOUR
Arena Technical Coordinators	CHUCK FEEDMAN, TIM HALL, GERI HAMES, JASON KING, KEN OLARI
In Arena League Spotter	KEITH JUNGQUIST, MIKE MONDALEK



EST. 1926

2019-20 PLAYER ROSTER



8 JUSTIN ABDELKADER

6-2 • 213 lbs. • Left Wing • Shoots Left

Born: Muskegon, Michigan – February 25, 1987

Last Amateur Club: Michigan State University
(Central Collegiate Hockey Association – NCAA)

BECAME A RED WING: Second round (42nd overall) in 2005 NHL Entry Draft.

CAREER STATS VS. NHL

TEAM	GP	G	A	PTS	PIM
ANA	21	4	4	8	14
ARI	24	2	4	6	20
BOS	28	4	5	9	8
BUF	26	3	14	17	19
CGY	23	7	6	13	23
CAR	16	2	2	4	14
CHI	29	1	5	6	23
COL	24	7	7	14	21
CBJ	36	4	7	11	23
DAL	24	3	3	6	9
DET	0	0	0	0	0
EDM	24	5	11	16	24
FLA	25	0	9	9	37
L.A.	23	1	6	7	20
MIN	23	1	5	6	21
MTL	26	3	2	5	35
NSH	30	8	4	12	23
NJ	20	3	6	9	16
NYI	18	4	3	7	32
NYR	19	3	3	6	14
OTT	26	1	3	4	20
PHI	19	1	1	2	14
PIT	17	3	5	8	16
SJ	22	3	3	6	13
STL	33	6	6	12	20
TB	27	6	5	11	39
TOR	22	5	2	7	21
VAN	25	8	4	12	34
VOK	3	0	2	2	2
WSH	23	4	3	7	4
WPG	14	4	3	7	4
TOTAL	690	106	143	249	583

CAREER

Entering his 12th year as a professional and 11th full season in Detroit.... Signed a seven-year contract extension on November 12, 2015....Named an alternate captain for Detroit prior to 2016-17 season....Helped the Michigan State Spartans capture the 2007 NCAA Division I title, scoring game-winning goal in championship game vs. Boston College....Named 2007 NCAA Tournament MVP and Frozen Four Most Outstanding Player....Competed for the United States at the 2012 and 2014 IIHF World Championship and at the 2016 World Cup of Hockey.... Won a bronze medal with Team USA at 2007 IIHF World Junior Championship.... Won 2005 Clark Cup championship with Cedar Rapids.

BY SEASON

2018-19: Skated in 71 games for the Red Wings and recorded 19 points (6-13-19) and 38 penalty minutes....Placed among Detroit leaders with 71 games played (7th), 38 penalty minutes (T4th) and 185 hits (2nd)....Notched four goals in a six-game span, 10/28-11/9....Registered a team season-high nine hits on 11/24 vs. Buffalo....Played his 650th NHL game on 12/10 vs. Los Angeles.... Tied his career best with two assists on 2/24 vs. San Jose....Missed the final 11 games of the season due to a foot injury....Entered the top 20 of franchise history in games played, passing Marty Pavelich, Shawn Burr, Darren McCarty and Bruce MacGregor during the season.

2017-18: Appeared in 75 games for Detroit and produced 35 points (13-22-35) and 78 penalty minutes....Led the team in penalty minutes and hits (174) and ranked among leaders with 13 goals (T7th), 22 assists (6th), 35 points (5th), four power-play goals (T4th) and nine power-play points (T6th)....Reached 200 NHL points on 10/26 at Tampa Bay....Matched career-best with two assists on 11/6 at Vancouver....Produced three-straight multi-point games for first time in career, 11/17-11/22, which was part of a stretch in which he logged 10 points (2-8-10) in seven games (11/5-11/22)....Played 600th career game on 2/28 at St. Louis.... Scored his 100th career goal in the team's season finale on 4/7 at NY Islanders.

2016-17: Registered 21 points (7-14-21) in 64 games for the Red Wings.... Placed among team leaders with 21 points (10th), 50 penalty minutes (5th), five power-play goals (T1st, seven power-play points (T7th) and 104 shots (10th)....Also finished second on the team with 144 hits....Missed 18 games due to injury from 10/22-10/25 and 12/1-1/7....Matched a career best with two assists on 11/25 at New Jersey and 3/3 at Calgary....Skated in his 500th NHL game on 11/26 vs. Montreal....Tallied his 100th NHL assist on 1/20 at Buffalo....Scored the overtime-winning goal on 2/28 at Vancouver....Represented the United States at

8 JUSTIN ABDELKADER

CONTINUED

the World Cup of Hockey in Montreal in Toronto and scored one goal in three games.

2015-16: One of three Red Wings to skate in all 82 games, along with Gustav Nyquist and Henrik Zetterberg... Notched 42 points (19-23-42) and led Detroit with 120 penalty minutes... Was first Red Wings player to eclipse 100 penalty minutes since Aaron Downey in 116 (2007-08)... Ranked among team leaders with 19 goals (3rd), six power-play goals (4th) and four game-winning goals (T2nd)... Recorded his second-career hat trick – Detroit's only hat trick of the season – in the team's season-opener on 10/9 vs. Toronto... Logged his 400th NHL game on 10/10 at Carolina... Was named the NHL's First Star of the Week on 10/12 after recording five points (4-1-5) and two game-winning goals in the team's first two games of the season... Posted three, three-game point streaks during the regular season, one shy of his personal-career best... Matched a career best with two assists on five occasions... Posted a pair of three-point games (10/9 vs. Toronto and 12/1 vs. Buffalo)... Set a career high with 19 penalty minutes on 3/29 at Montreal... Had one goal and 35 penalty minutes in five postseason games.

2014-15: Enjoyed a career season and more than doubled his previous career-best (10) with 23 goals among 44 points in 71 games... Led Detroit with two overtime goals (10/23 vs. Pittsburgh and 3/22 vs. St. Louis) and 153 hits... Placed among Red Wings leaders with 23 goals (4th), 21 assists (8th), 44 points (T5th), 72 penalty minutes (2nd), eight power-play goals (T3rd), five game-winning goals (T2nd), 154 shots (6th) and a 14.9 shooting percentage (2nd)... Averaged 17:54 TOI, ranking third among Detroit's forwards... Ranked among the NHL's best in overtime goals (T6th) and shooting percentage (T29th)... Recorded four points (2-2-4) in the first four games of the season from 10/9-10/17... Posted the first of two season-high three-point games (2-1-3) on 10/29 at Washington... Established a new career high with assists in three straight games from 10/29-11/2, matching that feat on 1/18-1/27... Bested his personal goal streak with a three-game run from 3/9-3/14 and surpassed that with a four-game stretch from 3/22-3/28, part of a longer span where he notched 10 goals over 13 games from 3/4-3/28... Notched his 100th career point on 11/20 at Winnipeg and scored his 50th goal on 2/5 at Colorado... Added two assists in five postseason games.

2013-14: Set a new career high with 28 points (10-



18-28) in 70 regular-season games... Lost 12 games due to injury... Ranked among team leaders with three game-winning goals (T4th), 147 shots (6th) and 21 takeaways (9th)... Led Detroit in hits for the second-straight season (172)... Averaged 15:17 TOI... Established a career best with a four-game point streak (1-3-4) from 11/24-12/1... Skated in his 300th NHL game on 1/18 vs. Los Angeles... Had a pair of two-goal games and scored game-winning goal on 2/3 vs. Vancouver and 4/13 at St. Louis... Captained the United States at the 2014 IIHF World Championship in Minsk, Belarus, notching four points (3-1-4) in six games.

2012-13: One of four Red Wings to skate in all 48 regular season games... Set a new career best with 10 goals... Ranked fifth on the club in goals and led the team with 120 hits... Finished fifth on the team with 96 shots... Averaged a career-high 14:48 TOI during the regular season... Recorded his first career hat trick and a career-high four points on 3/22 at Anaheim... Registered three points (2-1-3) in 12 postseason appearances... Led Detroit with 33 penalty minutes in the playoffs and tied for the team lead with a +4 rating... Tied for 10th in the NHL and led Detroit with 61 hits in the playoffs... Missed two playoff games due to suspension... Averaged 16:57 TOI in the postseason, fourth-

8 JUSTIN ABDELKADER

CONTINUED

best among Detroit forwards.

2011-12: Appeared in a career-high 81 games for Detroit...Missed one game with the flu...Registered career-highs in goals (8), assists (14), points (22) and PIM (62)...Led Detroit forwards and finished second on the team with 148 hits...Won 52.9% of his face-offs taken, second-best on the team...Recorded six fighting majors...Played in his 200th career game on 3/19 vs. Washington...Averaged 12:18 TOI during the regular season...Appeared in all five postseason games...Averaged 12:31 TOI during the post-season...Finished third among Detroit forwards with nine hits in the playoffs...Did not register a postseason point for the second consecutive year.

2010-11: Appeared in a career-high 74 games for the Red Wings... Led all Detroit players with 188 hits...Registered career-highs with seven goals, 12 assists, 19 points, 61 PIM and 129 shots on goal...Led Detroit with a +15 rating...Scored first career game-winning goal 11/3 at Calgary...Tied for team lead with three fighting majors...Won 52.8% of face-offs taken in 2010-11...Played in his 100th career game 2/9 vs. Nashville...Averaged 12:18 of ice time per game during regular season...Appeared in all 11 postseason games for Detroit...Did not register a postseason point...Finished playoffs with a -4 rating and 22 PIM.

2009-10: Appeared in a career-high 50 games for Detroit...Registered career highs with three goals, three assists, six points and 35 PIM...Notched his first career regular season point 10/15 vs. Los Angeles (assist)...Scored his first career regular season goal 10/17 vs. Colorado...Had his first career multi-goal game 11/11 at Columbus...Finished third on Detroit with 152 hits despite appearing in just 50 games...Dressed for 11 of Detroit's 12 postseason games in the 2010 Stanley Cup Playoffs...Finished with two postseason points (1-1-2) and 36 PIM...Appeared in 33 games for the Grand Rapids Griffins (AHL), finishing with 24 points (11-13-24), 86 PIM, one PPG, one SHG and a +6 rating...Served as an alternate captain in Grand Rapids.

2008-09: Appeared in two regular season games with Detroit...Did not register a point in two regular season games...Recalled to Detroit 5/8 and played in 10 postseason games for the Red Wings, recording 32 hits...Played in his first career NHL postseason game in Game 5 vs. Anaheim on 5/10, registering his first career postseason point (assist)...Scored his first two career postseason



goals in Games 1 and 2 vs. Pittsburgh, becoming the first player in NHL history to score goals in the first two games of a Stanley Cup Final having never previously scored a goal in the NHL (regular season or playoffs)...Made his AHL debut with the Grand Rapids Griffins...Appeared in 76 games, finishing second in team scoring with 52 points, tied for second in goals (24), and fifth in assists (28)...Led team with 102 penalty minutes...Tied for third in goals among AHL rookies...Recorded team-best six goals in 10 games during AHL postseason...Named to the AHL's All-Rookie Team and a finalist for the rookie of the year award, equaling the franchise record for most goals by a rookie (24) and recording the second-most points by a Griffins' rookie.

2007-08: Signed to an amateur tryout by Detroit 4/3, forgoing his final collegiate season...Made his NHL debut vs. Columbus on 4/3, playing 11:20 and recording three shots and three hits...Played two regular season games for the Wings...Was a Black Ace during the 2008 Stanley Cup Playoffs...Appeared in 42 games for Michigan State...Named alternate captain as a junior...Finished second on team in points (40), game-winning goals (5), plus-minus

8 JUSTIN ABDELKADER

CONTINUED

(+15), shots (137), and finished third in assists (21) and goals (19)...Led team with 107 PIM...MSU owned an 18-4-0 record when Abdelkader registered a point...Named to NCAA West Regional All-Tournament Team...CCHA's Best Defensive Forward.

2006-07: Appeared in 38 games for Michigan State... Helped MSU capture the 2007 NCAA Championship, scoring the game-winning goal in the championship game vs. Boston College with 18.9 seconds remaining – the latest a game winner has ever been scored in a NCAA title game... Named 2007 NCAA Championship Tournament MVP and 2007 Frozen Four Most Outstanding Player...Finished third on the team in scoring with 33 points and tied for third on the squad with 18 assists...Led team with 91 penalty minutes.



CAREER HIGHLIGHTS

FIRSTS

FIRST GP: 04/03/2008 DET 3 VS CBJ 2
FIRST ASST: 10/15/2009 DET 5 VS LA 2
FIRST GOAL: 10/17/2009 DET 3 VS COL 4

MOSTS:

GOALS: 3 (2X) 10/09/2015 DET 4 VS TOR 0
ASSISTS: 2 (15X) 02/24/2019 DET 3 VS SJ 5
POINTS: 4 (1X) 03/22/2013 DET 5 AT ANA 1 (3G-1A)

MOST RECENTLY

SOG: 7 (3X) 02/18/2016 DET 3 AT PIT 6
PIM: 19 (1X) 03/29/2016 DET 3 AT MTL 4
HAT TRICKS: 2 10/09/2015 DET 4 VS TOR 0
MULTI-PT GAMES: 38 02/24/2019 DET 3 VS SJ 5 (0G-2A)

LONGEST PERSONAL STREAKS:

GOALS: 4 (1X) 03/22/2015 3/28/2015 (4G)
ASSISTS: 3 (3X) 11/17/2017 11/22/2017 (3A)
PTS: 4 (3X) 11/15/2017 11/22/2017 (2G-5A)

CAREER STATS

REGULAR SEASON

PLAYOFFS (BOLD)

SEASON	CLUB	LEAGUE	GP	G	A	P	PM	GP	G	A	P	PM
2007-08	DETROIT	NHL	2	0	0	0	0	0	0	0	0	0
2008-09	DETROIT	NHL	2	0	0	0	0	10	2	1	3	0
2009-10	DETROIT	NHL	50	3	3	6	35	11	1	1	2	36
2010-11	DETROIT	NHL	74	7	12	19	61	11	0	0	0	22
2011-12	DETROIT	NHL	81	8	14	22	62	5	0	0	0	2
2012-13	DETROIT	NHL	48	10	3	13	34	12	2	1	3	33
2013-14	DETROIT	NHL	70	10	18	28	31	5	0	2	2	6
2014-15	DETROIT	NHL	71	23	21	44	72	5	0	2	2	6
2015-16	DETROIT	NHL	82	19	23	42	120	5	1	0	1	35
2016-17	DETROIT	NHL	64	7	14	21	50	0	0	0	0	0
2017-18	DETROIT	NHL	75	13	22	35	78	0	0	0	0	0
2018-19	DETROIT	NHL	71	6	13	19	38	0	0	0	0	0
DETROIT TOTALS			690	106	143	249	583	64	6	7	13	140
NHL TOTALS			690	106	143	249	583	64	6	7	13	140



CAREER STATS VS. NHL

TEAM	GP	G	A	PTS	PTM
ANA	5	0	1	1	0
ARI	5	2	4	6	4
BOS	15	5	3	8	6
BUF	11	1	3	4	0
CGY	5	3	2	5	4
CAR	8	4	4	8	0
CHI	8	4	2	6	4
COL	8	2	1	3	2
CBJ	11	3	1	4	5
DAL	6	3	1	4	0
DET	0	0	0	0	0
EDM	5	0	2	2	0
FLA	12	3	3	6	6
L.A.	6	1	4	5	2
MIN	6	2	0	2	0
MTL	12	5	2	7	0
NSH	5	3	1	4	0
NJ	6	1	2	3	0
NYI	10	2	3	5	4
NYR	12	6	2	8	0
OTT	14	6	1	7	6
PHI	11	4	1	5	2
PIT	10	3	3	6	12
SJ	7	3	1	4	2
STL	6	2	0	2	2
TB	10	0	2	2	14
TOR	12	0	3	3	2
VAN	4	0	1	1	0
VOK	3	0	2	2	0
WSH	9	4	1	5	4
WPG	6	1	2	2	4
TOTAL	248	73	57	130	87

72 ANDREAS ATHANASIOU

6-2 • 188 lbs. • Center • Shoots Left
 Born: London, Ontario – August 6, 1994
 Last Amateur Club: Barrie Colts (OHL)

BECAME A RED WING: Fourth round (110th overall) of the 2012 NHL Entry Draft.

CAREER

Entering his fifth NHL season...Made his NHL debut on November 8, 2015 vs. Dallas and scored his first NHL goal in his second career game, November 10, 2015 vs. Washington...2012 OHL champion with the London Knights...2012 CHL Top Prospects Game...2011 Under-17 World Hockey Challenge gold medalist with Canada...2011 OHL All-Rookie Team.

BY SEASON

2018-19: Enjoyed a breakout season and set new career highs with 30 goals, 24 assists and 54 points in 76 games with the Red Wings...Ranked among Detroit leaders with 76 games played (T3rd), 30 goals (2nd), 24 assists (T5th), 54 points (2nd), 11 power-play points (T3rd), four game-winning goals (T1st), 216 shots (2nd) and 17 multi-point games (T1st)...Picked up his first two goals of the season on 10/15 at Montreal...Posted three-straight multi-point games from 11/9-11/13...Notched his 50th NHL goal on 11/13 vs. Arizona...Scored twice, including an overtime winner, on 11/21 vs. Boston...Racked up nine goals over a 13-game stretch from 10/22-11/28...Appeared in his 200th NHL game on 12/11 at Washington...Logged his 100th career point on 1/2 vs. Calgary...Scored six goals over a seven-game stretch from 12/27-1/8...Posted back-to-back two-goal games from 3/16-3/19...Joined Dylan Larkin as Detroit's first 30-goal scorers since the 2008-09 campaign.

2017-18: Established career bests in games played (71), assists (17) and points (33) in his second full NHL season...Ranked among Detroit's leaders with 16 goals (T3rd), 17 assists (T9th), 33 points (T6th), 170 shots (5th) and 38 takeaways (T4th)...Missed the first 10 games of the season due to a contract dispute...Made his season debut on 10/26 at Tampa Bay and scored in his second game of the year on 10/28 at Florida...Equalled his personal single-game highs with two goals and three points on 11/15 vs. Calgary...Posted points in a season-best four-straight games from 11/11-11/19...Tied an NHL record by scoring six seconds into overtime on 1/3 vs. Ottawa (and became the first to do so during the three-on-three overtime format) during a two-goal performance...Also scored 42 seconds into the game following his record-matching OT winner on 1/5 vs. Florida...Picked up back-to-back multi-point games from 1/14-1/16.

2016-17: Logged 29 points (18-11-29) and 28 penalty minutes in 64 games during his first full NHL campaign...Finished among Red Wings leaders with 18 goals (2nd), 11 assists (T10th), 32 points (8th), three game-winning goals (T2nd), two overtime goals (T1st), 120 shots (8th) and a 15.0 shooting percentage (3rd)...Set a career high with three points (1-2-3) on 1/5 at Los Angeles, sparking a career-best three-game goal streak from 1/5-1/10...Logged second career two-

72 ANDREAS ATHANASIOU

CONTINUED



goal game on 2/9 at Washington...Posted second career two-assist game on 3/16 at Arizona...Scored the overtime winner on back-to-back games, 3/26 vs. Minnesota and 3/27 at Carolina, becoming the second player in NHL history to score first two overtime winners in consecutive games...Missed 15 games due to injury.

2015-16: Skated in 37 games with the Red Wings in his first NHL season...Made his NHL debut on 11/8 vs. Dallas and scored his first NHL goal on 11/10 vs. Washington (Braden Holtby), scoring the game-winning goal in a 1-0 win against the Capitals...Logged first NHL assist on 2/6 vs. NY Islanders...Recorded points in back-to-back games, 2/18-2/20...Registered his first multi-point game with a two-goal effort on 2/29 at Dallas...Had his first NHL fight on 3/8 at Columbus (Matt Calvert)...Scored in back-to-back games for the first time, 4/6-4/7...Scored his first-ever NHL playoff goal and skated in all five Red Wings playoff games...Also appeared in 26 games with the Griffins, notching 16 points (8-8-16).

2014-15: Spent his first professional season in Grand Rapids and recorded 32 points (16-16-32) and a plus-17

rating while being limited to 55 games due to a broken jaw... Still ranked among Griffins leaders with 16 goals (T4th), a plus-17 rating (T6th) and a 13.7 shooting percentage (5th)...Contributed nine points (5-4-9) in 16 AHL postseason games, including an overtime game-winning goal on 5/29 vs. Utica.

2013-14: Racked up 95 points (49-46-95) in 66 games for the Barrie Colts, tying for fifth in league scoring during his final season of major junior...Posted a four-goal game on Jan. 18 vs. Niagara and followed up with seven points (5-2-7) on 2/13 at Niagara...Collected 12 points (3-9-12) in 11 playoff games...Turned pro following OHL playoffs and logged an assist in his professional debut with Grand Rapids on 4/18 vs. Lake Erie...Scored his first professional goal on 4/9 at Lake Erie.

2012-13: Traded from London to Barrie during the off-season...Collected 67 points (29-38-67) in 66 games for Barrie...Helped lead the Colts to the OHL Championship, where they fell in seven games to the London Knights...Placed third on Barrie with 25 points in 22 playoff games.

72 ANDREAS ATHANASIOU

CONTINUED



2011-12: Contributed 37 points (22-15-37) in 63 regular-season games for London and five points (1-4-5) in 11 OHL Playoff games to help the Knights win the league championship...Picked a goal and an assist during the CHL's Memorial Cup, where London fell in the final game to the QMJHL's Shawinigan Cataractes.

2010-11: Accumulated 22 points (11-11-22) in 57 games for London and earned a spot on the OHL Second All-Rookie Team...Won gold with Canada Ontario at the Under-17 World Hockey Challenge and was named to the tournament all-star team after contributing five points (2-3-5) in five games.

CAREER HIGHLIGHTS

FIRSTS

FIRST GP: 11/08/2015 DET 1 VS DAL 4
FIRST GOAL: 11/10/2015 DET 1 VS WSH 0
FIRST ASST: 02/06/2016 DET 5 VS NYI 1

MOSTS:

GOALS: 2 (11X) 03/19/2019 DET 3 AT NYR 2
ASSISTS: 3 (1X) 02/01/2019 DET 3 VS TOR 2
POINTS: 3 (3X) 02/01/2019 DET 3 VS TOR 2 (OG-3A)

MOST RECENTLY

SOG: 8 (1X) 04/07/2018 DET 4 VS NYI 4
PIM: 12 (1X) 04/04/2019 DET 1 AT PIT 4
HAT TRICKS: NONE
MULTI-PT GAMES: 31 03/23/2019 DET 3 AT VGK 2 (OG-2A)

LONGEST PERSONAL STREAKS:

GOALS: 3 (3X) 12/31/2018 01/04/2019 (3G)
ASSISTS: 3 (1X) 11/09/2018 11/13/2018 (3A)
PTS: 4 (1X) 11/11/2017 11/19/2017 (4G-2A)

CAREER STATS

REGULAR SEASON

PLAYOFFS (BOLD)

SEASON	CLUB	LEAGUE	GP	G	A	P	PM	GP	G	A	P	PM
2015-16	DETROIT	NHL	37	9	5	14	5	5	1	0	1	0
2016-17	DETROIT	NHL	64	18	11	29	28	0	0	0	0	0
2017-18	DETROIT	NHL	71	16	17	33	16	0	0	0	0	0
2018-19	DETROIT	NHL	76	30	24	54	38	0	0	0	0	0
DETROIT TOTALS			248	73	57	130	87	5	1	0	1	0
NHL TOTALS			248	73	57	130	87	5	1	0	1	0



45 JONATHAN BERNIER

6-0 • 185 lbs. • Goaltender • Catches Left
Born: Laval, Quebec – August 7, 1988
Last Amateur Club: Lewiston MAINEiacs (QMJHL)

BECAME A RED WING: Signed as a free agent on July 1, 2018

CAREER

Entering his 10th full NHL season and second with the Red Wings...2012 Stanley Cup champion with the Los Angeles Kings...2010 Aldege (Baz) Bastien Memorial Award as AHL's top goaltender...2010 AHL First-Team All-Star...2010 AHL All-Star...2007 QMJHL champion and Playoff Most Valuable Player (Guy Lafleur Trophy) with the Lewiston MAINEiacs...2007 CHL Second All-Star Team and QMJHL Second All-Star Team...2006 CHL Top Prospect Game...2013 Spengler Cup champion with Canada...2008 IIHF World Junior Championship gold medal and 2006 IIHF World Under-18 Championship All-Star Team...Totaled 288 NHL games with Los Angeles, Toronto, Anaheim and Colorado prior to signing with Detroit...Originally a first-round pick (11th overall) of the Kings in the 2006 NHL Entry Draft.

BY SEASON

2018-19: Appeared in 35 games in his first season with the Red Wings...Logged a 9-18-5 record, 3.16 goals-against average. 0.904 save percentage and one shutout...Made his Red Wings debut against one of his former clubs, 10/8 at Los Angeles...Earned his first win with Detroit behind a 28-save per-



CAREER STATS VS. NHL

TEAM	GP	W	L	OTL	SA	GA	SV	SV%	GAA	MIN	SO
ANA	12	8	2	2	357	23	334	.936	1.93	716	1
ARI	9	5	3	0	248	15	233	.940	1.99	451	2
BOS	12	5	6	0	394	43	351	.891	3.74	691	0
BUF	11	4	4	2	287	26	261	.909	2.52	620	1
CGY	10	7	3	0	283	25	258	.912	2.51	598	0
CAR	10	6	4	0	333	23	310	.931	2.46	561	0
CHI	8	3	3	1	231	17	214	.926	2.53	404	1
COL	6	1	2	2	173	15	158	.913	2.61	345	0
CBJ	10	5	3	0	230	17	213	.926	2.03	502	1
DAL	15	8	5	1	405	31	374	.923	2.36	789	2
DET	14	6	3	2	362	31	331	.914	2.58	720	1
EDM	8	5	3	0	233	24	209	.897	3.37	428	1
FLA	9	3	5	0	271	22	249	.919	2.83	466	0
L.A.	9	2	5	0	192	20	172	.896	2.61	460	1
MIN	13	4	5	4	362	24	338	.934	1.85	780	3
MTL	17	1	11	3	507	53	454	.895	3.32	957	0
NSH	14	9	4	0	360	30	330	.917	2.37	758	2
NJ	9	5	3	1	274	20	254	.927	2.24	536	0
NYI	14	5	5	4	457	43	414	.906	3.10	831	0
NYR	11	4	4	2	326	29	297	.911	2.91	598	0
OTT	8	4	3	0	231	16	215	.931	2.26	424	1
PHI	12	4	4	1	313	34	279	.891	4.01	508	0
PIT	11	2	6	2	376	30	346	.920	2.93	615	0
SJ	16	7	6	1	482	44	438	.909	3.10	852	0
STL	15	5	9	0	410	40	370	.902	3.15	762	0
TB	10	4	4	2	319	27	292	.915	2.71	598	0
TOR	4	3	0	1	125	13	112	.896	3.20	244	0
VAN	8	4	3	1	262	19	243	.927	2.40	476	0
VGK	0	0	0	0	0	0	0	.000	0.00	0	0
WSH	10	4	6	0	250	30	220	.880	3.21	560	0
WPG	9	4	2	3	235	21	214	.911	2.67	471	0
TOTAL	324	137	126	35	9288	805	8483	.913	2.73	17722	17

45 JONATHAN BERNIER

CONTINUED

formance on 10/28 vs. Dallas...Stopped a career-high and Red Wings season-high 49 shots in a win on 11/10 at Carolina...Made 38-or-more saves in three-straight starts, 11/3-11/10...Won his 300th NHL appearance on 12/6 at Toronto...Posted his first shutout with Detroit on 2/2 at Ottawa (35 saves)...Stopped 41-of-42 shots on 3/16 vs. NY Islanders...Later shared a shutout with Jimmy Howard on 3/29 vs. New Jersey...Missed the final four games of the season due to injury.

2017-18: Signed with the Avalanche as a free agent and appeared in 37 games with Colorado, stringing together a 19-13-3 record, 2.85 goals-against average, 0.913 save percentage and two shutouts...Debuted for the Avalanche on 10/7 at New Jersey and earned his first win of the season on 10/13 vs. Anaheim...Set a new career-high with a nine-game winning streak from 12/31-1/22, which was the second-longest in Colorado franchise history (Patrick Roy won 11-straight in 1998-99)...Started 11-straight games from 1/4-2/1, a career high...Set a franchise record with 10-straight home wins from 12/31-4/7...Made four appearances in Colorado's first-round playoff series loss to Nashville, with a 1-3 record, 3.87 goals-against average and 0.883 save percentage...Picked up his first career playoff win as a starter in Game 3 on 4/16 vs. Nashville.

2016-17: Joined his third NHL organization after an offseason trade from Toronto to Anaheim in exchange for a conditional 2017 draft pick (conditions not met)...Appeared in 38 games for the Ducks and owned a 21-7-4 record, 2.51 goals-against average and 0.915 save percentage, serving as the backup to John Gibson...Ranked fourth in the NHL with a 71.9 winning percentage, trailing only Pittsburgh's Matt Murray (73.9%), Washington's Braden Holtby (73.8%) and Chicago's Scott Darling (73.2%)...Made his Anaheim debut on 10/15 at Pittsburgh and picked up his first win on 11/6 vs. Calgary...Helped the Ducks reach the postseason by posting a 12-1-2 record over his final 15 starts, including a career-best 13-game stretch in which he did not lose in regulation (11-0-2) from 3/7-4/9...Named the NHL's Second Star of the Week (March 6-12) after winning all three of his starts with a 1.62 goals-against average, 0.948 save percentage and one shutout...Set a personal best with a 125:41 scoreless streak from 3/7-3/12...Won his 100th NHL game on 3/9 at Chicago and matched a career best for saves in a shutout win (43, also done on 12/23/14 at Dallas)...Rattled off a career-best five-straight wins from



3/18-3/28...Appeared in four playoff games for Anaheim...Won his first NHL playoff game on 4/17 at Calgary in Game 3 of the First Round (16 saves in relief)...Made his first postseason start on 5/22 at Nashville in Game 6 of the Western Conference Final.

2015-16: Owned a 12-21-3 record, 2.88 goals-against average, 0.908 save percentage and three shutouts, which matched his career high (2010-11), in 38 games for Toronto...Lost his first 10 starts (0-9-1) of the season and battled injury in November...Began a conditioning stint with the AHL's Toronto Marlies on 12/2 and recorded three shutouts in four games, with a 3-0-1 record, 1.25 goals-against average and 0.948 save percentage...Returned to Toronto and won six-of-eight starts (6-2-0) from 12/19-1/6, with two shutouts in that span.

2014-15: Appeared in a career-high 58 games in his second season with the Maple Leafs and sported a 21-28-7 record, 2.87 goals-against average, 0.908 save percentage and two shutouts...Saw 40-or-more shots in 13 games and was 6-6-1 in such contests, although he was 3-1 when facing 45-or-more shots...Ran off four-straight wins from 12/6-12/16...Made a season-high 47 saves on 2/26 vs. Philadelphia, one save shy of his career best.

2013-14: Was traded from Los Angeles to Toronto in the offseason in exchange for forward Matt Frattin, goaltender Ben Scrivens and a second-round pick in the 2015 NHL Entry Draft (later re-acquired by Toronto - Travis Dermott)...Appeared in 55 NHL games with the Maple Leafs in his first season as a starting goaltender, setting a career-high in wins with a 26-19-7 record, 2.70 goals-against average, 0.922 save percentage and one shutout...Ranked eighth

45 JONATHAN BERNIER

CONTINUED

in the NHL in save percentage...Won four of his first five starts in Toronto, 10/2-10/12...Made a career-high 48 saves on 12/5 vs. Dallas...Saw 40-or-more shots on 13 occasions and was 8-3-2 in such instances...Ran a season-high four-game win streak from 1/12-1/20 and seven-of-eight starts from 1/12-2/1 (7-1-0)...Reached 100 NHL games on 1/25 at Winnipeg...Missed five games (3/16-3/23) due to a groin injury and the team's final four games due to a knee injury.

2012-13: Played in 14 games with Los Angeles during the NHL's shortened 48-game season, earning a 9-3-1 record, 1.88 goals-against average and 0.922 save percentage, establishing career highs in the latter two categories...Did not lose a game in which he started until the final two games of the season, posting a 9-2-0 record from 2/2-4/4 in which his only two losses came in relief efforts...In the 12 games he started, he posted a 10-1-1 record with a 1.66 goals-against average and 0.930 save percentage...Made his NHL playoff debut by making nine saves in a relief effort on 6/2 at Chicago, during Game 2 of the Western Conference Final...Earned the Kings' nomination for the Bill Masterton Trophy for dedication to hockey...Also played 13 games for the Heilbronn Falcons in second-tier Germany during the NHL lockout, posting a 6-7 record, 2.57 goals-against average and one shutout.

2011-12: Won a Stanley Cup with the Kings in his second NHL season, again serving as backup to Jonathan Quick...Played in 16 regular-season games with a 5-6-2 record, 2.36 goals-against average, 0.908 save percentage and one shutout...Dressed for all 20 postseason games but did not see game action as the Kings won the franchise's first Stanley Cup championship.

2010-11: Made 22 starts and appeared in 25 games in his first full NHL season, serving as backup to Jonathan Quick with the Los Angeles Kings...Posted an 11-8-3 record, 2.48 goals-against average, 0.913 save percentage and three shutouts...Did not suffer a regulation loss in his final nine decisions of the season, a 6-0-3 run which included three shutouts from 2/1-3/29.

2009-10: Bested his first-year pro totals in all goal-tending categories in his second season with Manchester, posting a 30-21-6 record, 2.03 goals-against average, 0.936 save percentage and nine shutouts in 58 games to win the Aldege "Baz" Bastin Memorial Award as the AHL's most outstanding goaltender...Was also named an AHL All-Star and to the AHL First All-Star Team...Paced the league in shutouts



and save percentage and ranked second in goals-against average and third in wins...Also appeared in three NHL games with the Kings and posted a 3-0 record, 1.30 goals-against average and 0.957 save percentage...Registered his first NHL shutout with 34 saves on 3/30 at Nashville...Returned to the Monarchs for an extended postseason run in which he led AHL goaltenders in goals-against average (1.81), save percentage (0.939) and shutouts (3), alongside a 10-6 postseason record.

2008-09: Earned the starting job with Manchester as a first-year pro and posted a 23-24-4 record, 2.40 goals-against average, 0.914 save percentage and five shutouts in 54 games...Ranked among the AHL's goaltending leaders in games played (9th), goals-against average (9th), saves (1,311 - 9th) and shutouts (3rd)...Earned his first professional shutout on 11/22 at Lake Erie (27 saves).

2007-08: Saw action with four teams over four competitions, beginning the season in the NHL with the Los Angeles Kings before being returned to the QMJHL for a final season with Lewiston, appearing for Canada at the IIHF World Junior Championship and seeing game action with the AHL's Manchester Monarchs at the conclusion of the season...Started the Kings' season opener against the Anaheim Ducks in London, England, on 9/29 and made 25 saves in a 4-1 win...Totalled four NHL games with a 1-3 record, 4.03 goals-against average and 0.864 save percentage before he was loaned to Lewiston...Compiled an 18-12-3 record, 2.73 goals-against average and 0.908 save percentage with the MAINEiacs, also appearing in six postseason games...Appeared in two games with the gold-medal winning Canadians at the WJC in Slovakia, posting a 2.00 goals-

45 JONATHAN BERNIER

CONTINUED

against average and 0.947 save percentage...Joined the Kings' AHL affiliate in Manchester following his major-junior season and made 27 saves in his AHL debut on 4/5 vs. Worcester...Totalled three regular-season appearances for the Monarchs, posting a 1-1 record, 1.63 goals-against average and 0.946 save percentage in addition to three Calder Cup playoff appearances with an 0-3 record, 2.76 goals-against average and 0.908 save percentage.

2006-07: Was among the most decorated goaltenders in major-junior hockey after guiding Lewiston to a QMJHL President's Cup championship...Ranked among the top statistical netminders in the QMJHL with 26 wins (9th), a 2.58 goals-against average (2nd), 0.905 save percentage (4th) and two shutouts (T5th)...Finished second in the QMJHL playoffs in goals-against average (2.34) and save percentage (0.919)...Was unbeaten in regulation during the QMJHL postseason, sporting a 16-1 record with the only blemish coming in overtime...Won the QMJHL's Guy Lafleur Trophy as the Most Valuable Player in the Playoffs...Was also named to the QMJHL Second All-Star Team and CHL

Second All-Star Team...Finished with a 1-2-1 record, 2.07 goals-against average and 0.940 save percentage in four games at the CHL Memorial Cup.

2005-06: Assumed the starting duties in his second QMJHL season with Lewiston and appeared in 54-of-70 games, sporting a 27-26-0 record, 2.70 goals-against average, 0.908 save percentage and two shutouts...Ranked among league leaders in wins (T6th), goals-against average (5th), save percentage (T4th) and shutouts (T8th)...Accrued a 2.84 goals-against average and 0.914 save percentage in six playoff games with the MAINEiacs...Represented Canada at the IIHF World Under-18 Championship in the Czech Republic and posted a 1.71 goals-against average and 0.942 save percentage, making the tournament all-star team.

2004-05: Debuted in major-junior hockey with the Lewiston MAINEiacs, posting a 7-12-3 record, 2.97 goals-against average and 0.909 save percentage in 23 games, serving as the backup to fellow future NHL netminder Jaroslav Halak...Represented his country internationally by appearing in five games for Canada Quebec at the World Under-17 Hockey Challenge.

CAREER HIGHLIGHTS

FIRSTS

FIRST GP:09/29/2007 LA 4 VS ANA 1
FIRST WIN:09/29/2007 LA 4 VS ANA 1
FIRST SHUTOUT:03/30/2010 LA 2 AT NSH 0

MOSTS:

SHOTS FACED: 52 (1X)11/10/2018 DET 4 AT CAR 3
SAVES: 49 (1X)11/10/2018 DET 4 AT CAR 3
GA: 8 (2X)10/13/2018 DET 2 AT BOS 8

CAREER SHUTOUTS: 1702/02/2019 DET 2 AT OTT 0

LONGEST PERSONAL STREAKS:


LONGEST WIN STREAK: 9 (1X) 12/31/2017-01/22/2018
STREAK W/OUT REG LOSS: 9 (1X) 12/31/2017-01/22/2018
LONGEST LOSING STREAK: 6 (1X) 03/14/2015-03/26/2015
LONGEST WINLESS STREAK: 6(1X) 03/14/2015-03/26/2015 (0-6-0)
LONGEST SHUTOUT SEQUENCE: 125:41 03/07/2017-03/12/2017

CAREER STATS

REGULAR SEASON

PLAYOFFS (BOLD)

SEASON	CLUB	LEAGUE	GP	W	L	OT	SHO	GA	GAA	GP	W	L	SHO	GA	GAA
2007-08	LOS ANGELES	NHL	4	1	3	0	0	16	4.03	0	0	0	0	0	-
2009-10	LOS ANGELES	NHL	3	3	0	0	1	4	1.30	0	0	0	0	0	-
2010-11	LOS ANGELES	NHL	25	11	8	3	3	57	2.48	0	0	0	0	0	-
2011-12	LOS ANGELES	NHL	16	5	6	2	1	35	2.36	0	0	0	0	0	-
2012-13	LOS ANGELES	NHL	14	9	3	1	1	24	1.87	1	0	0	0	0	0.00
2013-14	TORONTO	NHL	55	26	19	7	1	139	2.70	0	0	0	0	0	-
2014-15	TORONTO	NHL	58	21	28	7	2	152	2.87	0	0	0	0	0	-
2015-16	TORONTO	NHL	38	12	21	3	3	103	2.88	0	0	0	0	0	-
2016-17	ANAHEIM	NHL	39	21	7	4	2	83	2.50	4	1	2	0	10	3.29
2017-18	COLORADO	NHL	37	19	13	3	2	95	2.85	4	1	3	0	14	3.87
2018-19	DETROIT	NHL	35	9	18	5	1	98	3.16	0	0	0	0	0	-
DETROIT TOTALS			35	9	18	5	1	98	3.16	0	0	0	0	0	-
NHL TOTALS			324	137	126	35	17	806	2.73	9	2	5	0	24	3.35



59 TYLER BERTUZZI

6-1 • 199 lbs., Left Wing, Shoots Left
Born: Sudbury, Ontario – February 24, 1995
Last Amateur Club: Guelph Storm (OHL)

BECAME A RED WING: Second round (58th overall) in the 2013 NHL Entry Draft

CAREER STATS VS. NHL

TEAM	GP	G	A	PTS	PIM
ANA	4	1	0	1	4
ARI	2	0	1	1	0
BOS	7	2	6	8	2
BUF	6	2	2	4	0
CGY	2	0	2	2	0
CAR	6	0	1	1	0
CHI	3	1	1	2	0
COL	3	0	0	0	5
CBJ	5	4	0	4	2
DAL	3	1	2	3	0
DET	0	0	0	0	0
EDM	2	1	1	2	0
FLA	6	0	1	1	5
L.A.	3	0	0	0	8
MIN	3	4	0	4	0
MTL	8	2	2	4	19
NSH	3	1	0	1	2
NJ	6	2	5	7	0
NYI	5	0	3	3	10
NYR	5	1	0	1	2
OTT	4	0	1	1	0
PHI	6	1	1	2	0
PIT	6	2	3	5	8
SJ	4	0	5	5	0
STL	4	2	1	3	2
TB	5	0	2	2	2
TOR	4	1	2	3	2
VAN	3	0	0	0	0
VGK	2	0	0	0	0
WSH	5	0	0	0	0
WPG	3	0	1	1	2
TOTAL	128	28	43	71	75

CAREER

Entering fourth season with the Red Wings and second full NHL campaign... Debuted for the Red Wings by playing in seven games in 2016-17 (NHL debut: 11/8/16 at Philadelphia) and picked up his first NHL goal on 1/14/18 at Chicago...2017 AHL Calder Cup champion with the Grand Rapids Griffins and won the Jack A. Butterfield Trophy as Playoff most-valuable player...2015 OHL Second-Team All-Star...2014 OHL Champion (J. Ross Robertson Trophy) with the Guelph Storm...Represented Canada at 2019 IIHF World Championship

BY SEASON

2018-19: Skated in his first full NHL season and ranked among team leaders with 73 games played (5th), 21 goals (4th), 26 assists (3rd), 47 points (5th), a plus-11 rating (1st), 36 penalty minutes (6th), four game-winning goals (T1st), 131 shots (5th), a 16.0 shooting percentage (1st) and 34 takeaways (3rd)... Scored twice on his bobblehead giveaway night, 11/28 vs. St. Louis, marking his second career multi-goal game...Missed two games due to a suspension, 12/4-12/6...Recorded first career hat trick in 100th NHL game on 1/12 at Minnesota...Named NHL's Second Star of the Week on 4/1 after racking up 10 points (3-7-10) in four games...Set a Red Wings franchise record by becoming the first player to record four-straight three-point games, 3/28-4/2, becoming the first NHL player to do so since 2005-06 (Keith Tkachuk)...Tied for second in the league in points, behind teammate Anthony Mantha, from 3/23 to the end of the regular season (5-8-13 in eight games)...Made his first international appearance for Canada at the IIHF World Championship, skating in five games during the tournament in Slovakia.

2017-18: Produced 24 points (7-17-24) in 48 games with the Red Wings in his first taste of extended NHL action, which ranked fifth on the team in points-per-game (0.50)...Battled through injury in training camp and started the season with the Griffins...Racked up 14 points (7-7-14) in 16 games in Grand Rapids before earning his full-time NHL promotion...Recorded his first NHL point with an assist on 12/27 at New Jersey...Picked up his first career multi-point game (0-2-2) on 12/31 vs. Pittsburgh...Scored his first NHL goal (Jeff Glass) during a two-point game (1-1-2) on 1/14 at Chicago and followed that up with a second-consecutive two-point (0-2-2) performance on 1/16 vs. Dallas...Set a personal best with three points (0-3-3) on 3/12 at San Jose...Posted his first career two-goal game on 4/3 at Columbus.

2016-17: Played in Grand Rapids for the majority of his second-professional season and improved on his offensive totals with 37 points (12-25-37) in 48 games, while reducing his penalty minute total from 133 to 37...Also played

59 TYLER BERTUZZI

CONTINUED



in seven games for the Red Wings, making his NHL debut on 11/8 at Philadelphia...Finished ninth on the Griffins in points despite an injury-shortened campaign, while tying for second on the team with a plus-15 rating...Improved his point-per-game average from the regular season to the playoffs for the third straight season, totaling 19 points (9-10-19) in 19 games as the Griffins captured the AHL's Calder Cup championship...Awarded the Jack A. Butterfield Trophy as the league's Most Valuable Player in the Calder Cup Playoffs...Tied for sixth in the AHL and for third on the team in postseason scoring...Tied a Griffins franchise record and led the AHL with 50 postseason penalty minutes...Set a Griffins franchise record for playoff goals with his 23rd career tally in Game 6 of the Calder Cup Finals...Also extended his lead on the franchise record for career playoff game-winning goals with the eighth of his career in Game 3 of the division finals on 5/6 vs. Chicago.

2015-16: Spent his first professional season with the Grand Rapids Griffins and logged 30 points (12-18-30), a plus-seven rating and 133 penalty minutes in 71 games...Placed third among AHL rookies in penalty minutes...Led the team in postseason goals with seven among his eight points in nine games...Also tied for the team lead with a plus-seven rating...Registered the eighth playoff hat trick

in Grand Rapids franchise history in Game 5 of the team's second-round series on 5/14 at Lake Erie.

2014-15: Set major-junior highs in all offensive categories in his final OHL season with Guelph, racking up 98 points (43-55-98), a plus-26 rating and 91 penalty minutes in 68 games...Was named to the OHL's Second All-Star Team...Led the Storm in goals, assists, points, penalty minutes and plus-minus...Produced a career-high seven points (2-5-7) on 11/9 vs. London...Tied for the team lead in the postseason with eight points (6-2-8) in nine games...Joined the AHL's Grand Rapids Griffins on a tryout following the end of his junior career and scored a goal in his AHL debut on 4/16 at Lake Erie...Racked up 12 points (7-5-12) in 14 AHL postseason games to rank third in Grand Rapids...Scored both goals the Griffins' 2-1 overtime victory in Game 4 of the second round against Rockford.

2013-14: Endured a second-straight injury-shortened season but scored above a point-per-game pace with 35 points (10-25-35) in 29 games for the OHL-champion Guelph Storm...Ranked sixth on Guelph and 13th in the OHL in postseason scoring after racking up 17 points (10-7-17) in 18 games to help Guelph capture the J. Ross Robertson Cup...Helped the Storm to the CHL Memorial Cup Final,

59 TYLER BERTUZZI

CONTINUED



where they lost to the WHL's Edmonton Oil Kings...Led all players with five goals in four games at the Memorial Cup.

2012-13: Was limited to 43 games played with Guelph due to injury and chipped in 22 points (13-9-22) and 68 penalty minutes...Logged 14 penalty minutes in five postseason games.

2011-12: Debuted in the OHL with the Guelph Storm and chipped in 17 points (6-11-17) and 117 penalty minutes in 61 games...Ranked second on the team and T20th in the OHL in penalty minutes...Scored his first OHL goal on 10/28 at Sudbury...Added two assists and seven penalty minutes in six playoff games.

CAREER HIGHLIGHTS

FIRSTS

FIRST GP:.....11/06/2016 DET 3 AT PHI 2
 FIRST ASST:.....12/27/2017 DET 1 AT NJ 3
 FIRST GOAL:.....01/14/2018 DET 4 AT CHI 0

MOSTS:

GOALS: 3 (1X).....01/12/2019 DET 5 AT MIN 2
 ASSISTS: 3 (2X).....03/31/2019 DET 6 VS BOS 3
 POINTS: 3 (6X).....04/02/2019 DET 4 VS PIT 1 (2G-1A)

MOST RECENTLY

SOG: 5 (4X).....04/02/2019 DET 4 VS PIT 1
 PIM: 12 (1X).....03/26/2018 DET 2 AT MTL 4
 HAT TRICKS: 1.....01/12/2019 DET 5 AT MIN 2
 MULTI-PT GAMES: 16...04/02/2019 DET 4 VS PIT 1 (2G-1A)

LONGEST PERSONAL STREAKS:

GOALS: 2 (5X).....03/28/2019 03/29/2019 (3G)
 ASSISTS: 5 (1X).....03/25/2019 04/02/2019 (8A)
 PTS: 5 (1X).....03/25/2019 04/02/2019 (5G-8A)

CAREER STATS

REGULAR SEASON

PLAYOFFS (BOLD)

SEASON	CLUB	LEAGUE	GP	G	A	P	PM	GP	G	A	P	PM
2016-17	DETROIT	NHL	7	0	0	0	0	0	0	0	0	0
2017-18	DETROIT	NHL	48	7	17	24	39	0	0	0	0	0
2018-19	DETROIT	NHL	73	21	26	47	36	0	0	0	0	0
DETROIT TOTALS			128	28	43	71	75	0	0	0	0	0
NHL TOTALS			128	28	43	71	75	0	0	0	0	0



74 MADISON BOWEY

6-2 • 202 lbs., Defense, Shoots Right
Born: Winnipeg, Manitoba – April 22, 1995
Last Amateur Club: Kelowna Rockets (WHL)

BECAME A RED WING: Acquired in a trade with Washington on February 22, 2019

CAREER STATS VS. NHL

TEAM	GP	G	A	PTS	PIM
ANA	2	0	0	0	0
ARI	3	0	1	1	0
BOS	5	0	1	1	7
BUF	5	0	1	1	2
CGY	3	0	0	0	2
CAR	5	0	0	0	4
CHI	4	0	0	0	2
COL	5	0	2	2	2
CBJ	5	0	0	0	0
DAL	2	0	0	0	0
DET	4	0	0	0	4
EDM	3	0	3	3	0
FLA	3	0	1	1	6
L.A.	1	0	0	0	0
MIN	2	0	0	0	4
MTL	4	0	1	1	2
NSH	2	0	0	0	0
NJ	3	0	0	0	6
NYI	4	0	2	2	0
NYR	4	0	1	1	4
OTT	2	1	0	1	9
PHI	3	0	1	1	0
PIT	7	0	0	0	6
SJ	2	0	0	0	2
STL	4	0	2	2	0
TB	3	1	0	1	0
TOR	3	0	0	0	0
VAN	2	0	2	2	0
VOK	4	0	1	1	4
WSH	0	0	0	0	0
WPG	2	0	1	1	4
TOTAL	101	2	20	22	70

CAREER

Entering his second season with the Red Wings and third NHL campaign... Joined the Red Wings through a trade with Washington on 2/22/19...2018 Stanley Cup champion with Washington...2015 WHL champion with Kelowna...2015 WHL First-Team All-Star and 2014 WHL Second-Team All-Star...Three-time gold medalist with Canada in international play: 2015 IIHF World Junior Championship, 2013 IIHF World Under-18 Championship and 2012 Ivan Hlinka Memorial Tournament.

BY SEASON

2018-19: Split the season between the Washington Capitals and Red Wings, totaling 10 points (2-8-10) in 50 games...Picked up six points (1-5-6) and 38 penalty minutes in 33 games with Washington to begin the season...Scored his first NHL goal on 12/29 at Ottawa (Marcus Hogberg)...Traded from Washington with a second-round pick in the 2019 NHL Entry Draft to Detroit for Nick Jensen and a fifth-round pick in the 2020 NHL Entry Draft on 2/22...Made his Red Wings debut on 2/26 vs. Montreal...Recorded his first point with the Red Wings with an assist on 3/7 vs. NY Rangers...Scored his second career goal and first with Detroit on 3/14 vs. Tampa Bay...Appeared in his 100th NHL game on 4/4 at Pittsburgh.

2017-18: Won a Stanley Cup in his first NHL season, picking up 12 points (0-12-12) and 24 penalty minutes in 51 regular-season games with Washington...Made his NHL debut on 10/14 at Philadelphia...Picked up his first NHL point with an assist on 10/26 at Vancouver...Logged his first career multi-point night (0-2-2) the following game, 10/28 at Edmonton...Also notched a two-assist game on 12/12 vs. Colorado...Served as a 'Black Ace' during Washington's Stanley Cup run...Saw action in nine AHL games with the Hershey Bears and racked up eight points (2-6-8) and six penalty minutes.

2016-17: Appeared in 34 AHL games with the Hershey Bears and totaled 14 points (3-11-14) and 28 penalty minutes...Also skated in 10 postseason games and contributed four points (2-2-4) and six penalty minutes...Scored an overtime-winning goal in the second round of the AHL playoffs on 5/14 at Providence.

2015-16: Skated in 70 games with the AHL's Hershey Bears in his first professional campaign...Led Hershey defensemen with 29 points (4-25-29) and led the team with a plus-22 rating...Recorded his first professional point (10/24 vs. Hartford) and first professional goal (10/25 vs. Hartford) on back-to-back nights...Posted a three-assist game on 1/2 vs. Binghamton...Helped Hershey

74 MADISON BOWEY

CONTINUED

reach the AHL Calder Cup Finals with six points (0-6-6) in 21 postseason games.

2014-15: Capped off a decorated major-junior career with a WHL championship with the Kelowna Rockets and spot on the WHL First All-Star Team...Served as team captain...Racked up 60 points (17-43-60) in 58 regular-season games...Ranked among the top WHL defensemen in goals (3rd), assists (T5th) and points (5th)...Finished among Kelowna's leaders with 17 goals (T7th), 43 assists (2nd), 60 points (4th), a plus-38 rating (2nd), 66 penalty minutes (8th), six power-play goals (T6th), 25 power-play assists (2nd) and two shorthanded goals (T3rd)...Posted a five-point game (2-3-5) on 10/11/14 vs. Vancouver en route to racking up 10 points (2-8-10) in his first three games... Scored at a point-per-game pace in the WHL playoffs with 19 points (7-12-19) in 19 games...Finished fifth in postseason scoring en route to winning the Ed Chynoweth Cup as WHL champions...Racked up six points (1-5-6) in five games at the Canadian Hockey League Memorial Cup...Named to Memorial Cup All-Star Team...Won gold with Canada at the IIHF World Junior Championship...Contributed four points (1-3-4) in seven games.

2013-14: Ranked among the top WHL defenseman with 21 goals (4th) and 60 points (T8th) in 72 games as captain of the Kelowna Rockets...Tied for eighth in the WHL with a plus-44 rating...Ranked among team leaders with 21 goals (6th), 39 assists (2nd), 60 points (4th), a plus-44 rating (3rd), 93 penalty minutes (2nd), six power-play goals (5th)



and five game-winning goals (3rd)...Posted 14 points (5-9-14) in 14 WHL playoff games.

2012-13: Appeared in 69 games with the WHL's Kelowna Rockets, notching 30 points (12-18-30), a plus-41 rating and 75 penalty minutes...Tied for second in points by the team's defensemen...Added four assists and 14 penalty minutes in 11 playoff games...Served as an alternate captain with Canada as the team captured gold at the IIHF World Under-18 Championship...Contributed in four points (2-2-4) in seven games...Also won gold at the Ivan Hlinka Memorial Tournament.

2011-12: Skated in 57 WHL games as a rookie with the Kelowna Rockets...Picked up 21 points (8-13-21) and 39 penalty minutes...Represented Canada at the IIHF World Under-17 Hockey Challenge and scored one goal in five games.

CAREER HIGHLIGHTS

FIRSTS

FIRST GP: 10/14/17 WSH 2 AT PHI 8
FIRST ASST: 10/26/17 WSH 2 AT VAN 6
FIRST GOAL: 12/29/2018 WSH 3 AT OTT 2

MOSTS:

GOALS: 1 (2X) 03/14/2019 DET 4 VS TBL 5
ASSISTS: 2 (2X) 12/12/17 WSH 5 VS COL 2
POINTS: 2 (2X) 12/12/17 WSH 5 VS COL 2 (OG-2A)

MOST RECENTLY

SOG: 4 (1X) 11/16/17 WSH 2 AT COL 6
PIM: 9 (1X) 12/29/2018 WSH 3 AT OTT 2
HAT TRICKS: NONE
MULTI-PT GAMES: 2 12/12/17 WSH 5 VS COL 2 (OG-2A)

LONGEST PERSONAL STREAKS:

GOALS: 1 (2X) 03/14/2019 DET 4 VS TBL 5 (1G)
ASSISTS: 2 (3X) 01/25/2018 01/31/2018 (2A)
PTS: 2 (3X) 01/25/2018 01/31/2018 (OG-2A)

CAREER STATS

REGULAR SEASON

PLAYOFFS (BOLD)

SEASON	CLUB	LEAGUE	GP	G	A	P	PM	GP	G	A	P	PM
2017-18	WASHINGTON	NHL	51	0	12	12	24	0	0	0	0	0
2018-19	WASHINGTON	NHL	33	1	5	6	38	0	0	0	0	0
2018-19	DETROIT	NHL	17	1	3	4	8	0	0	0	0	0
DETROIT TOTALS			17	1	3	4	8	0	0	0	0	0
NHL TOTALS			101	2	20	22	70	0	0	0	0	0



CAREER STATS VS. NHL

TEAM	GP	G	A	PTS	PIM
ANA	2	0	0	0	0
ARI	1	1	0	1	0
BOS	2	0	0	0	4
BUF	2	0	0	0	0
CGY	2	0	0	0	0
CAR	3	0	0	0	0
CHI	1	0	0	0	0
COL	1	0	0	0	0
CBJ	3	2	2	4	4
DAL	2	0	0	0	0
DET	0	0	0	0	0
EDM	1	0	0	0	0
FLA	3	1	1	2	2
L.A.	2	1	2	3	0
MIN	1	0	0	0	0
MTL	2	0	0	0	2
NSH	1	0	1	1	2
NJ	2	0	2	2	0
NYI	2	0	0	0	2
NYR	1	0	0	0	0
OTT	3	0	0	0	0
PHI	1	1	0	1	0
PIT	1	0	0	0	0
SJ	0	0	0	0	0
STL	1	0	0	0	0
TB	2	0	0	0	0
TOR	3	0	0	0	0
VAN	1	0	0	0	0
VGK	1	0	0	0	0
WSH	3	0	0	0	0
WPG	2	1	1	2	0
TOTAL	52	7	9	16	16

21 DENNIS CHOLOWSKI

6-2 • 197 lbs., Defense, Shoots Left

Born: Langley, British Columbia – February 15, 1998

Last Amateur Club: Portland Winterhawks (WHL)

BECAME A RED WING: First round (20th overall) in 2016 NHL Entry Draft

CAREER

Beginning his second NHL season...Scored in his NHL debut, 10/4/18 vs. Columbus, after making Detroit out of training camp as a first-year pro... Developed in both major junior (WHL's Prince George Cougars and Portland Winterhawks in 2017-18) and college (NCHC's St. Cloud State Huskies in 2016-17) after he was drafted...2016 BCHL Second-Team All-Star with Chilliwack Chiefs...Won gold medal with Canada West at 2015 World Junior A Challenge.

BY SEASON

2018-19: Made Red Wings out of training camp as a first-year pro and was one of five players to make his NHL debut for Detroit on 10/4 vs. Columbus...Led Red Wings defensemen in goals (8) and was tied for fourth among all NHL rookies with four power-play goals...Scored a goal in his NHL debut (Sergei Bobrovsky) to become the 45th player in franchise history to score in his NHL debut and just the sixth defenseman (first since Brian Lashoff on 1/21/13 at Columbus)...Added his first two career assists in his second NHL game on 10/7 at Los Angeles... Skated a season-high 24:50 time on ice on 10/7 at Los Angeles and 10/22 vs. Carolina... Posted his second-career multi-point game on 10/20 at Florida (1-1-2)...Picked up three assists in a four-game span from 10/26-11/1...Netted his first career game-winning goal on 11/13 vs. Arizona...Also appeared in 25 AHL games with the Griffins and posted 12 points (0-12-12) and 12 penalty minutes, marking the second-best points-per-game average for a Griffins defenseman behind only Filip Hronek...Picked up two assists in five postseason games for Grand Rapids.

2017-18: Split his lone Western Hockey League season between the Prince George Cougars and Portland Winterhawks...Totaled 66 points (14-52-66), a plus-29 rating and 32 penalty minutes in 69 games between Prince George and Portland...Ranked among the top WHL defenseman with 14 goals (T6th), 52 assists (8th) and 66 points (8th)...Led Portland in postseason goals with five among his seven points (5-2-7)...Joined Grand Rapids following his WHL season and made his professional playoff debut on 4/25 vs. Manitoba.

2016-17: Skated in 36 games at St. Cloud State University and posted 12 points (1-11-12) and 14 penalty minutes...Ranked fourth in points across the NCAA by a 1998-born defenseman...Scored his first collegiate goal on 12/9 vs. Nebraska-Omaha...Made his professional debut with the Griffins by appearing in the team's regular-season finale on 4/15 at Milwaukee.

2015-16: Appeared in 50 games for the British Columbia Hockey League's Chilliwack Chiefs...Led Chilliwack defensemen with 40 points (12-28-40) in 50 regular-season games...Paced all BCHL blueliners in postseason scoring

21 DENNIS CHOLOWSKI

CONTINUED



with 15 points (4-11-15) in 20 games as he helped the Chiefs to the BCHL Finals...Named to BCHL Second All-Star Team...Was Chilliwack's Academic Player of the Year for the second-straight season...Represented Canada at the World Junior A Challenge and captured a gold medal...Picked up two assists in four games at the tournament.

2014-15: Made junior debut with BCHL's Chilliwack Chiefs and recorded 27 points (4-23-27) and four penalty minutes in 55 games...Ranked second among his team's defensemen in points...Named his team's Rookie of the Year and Academic Player of the Year.

CAREER HIGHLIGHTS

FIRSTS

FIRST GP: 10/04/18 DET 2 VS CBJ 3
FIRST ASST: 10/07/2018 DET 2 AT LAK 4
FIRST GOAL: 10/04/18 DET 2 VS CBJ 3

MOSTS:

GOALS: 1 (7X) 01/11/2019 DET 2 AT WPG 4
ASSISTS: 2 (1X) 10/07/2018 DET 2 AT LAK 4
POINTS: 2 (3X) 11/26/2018 DET 5 VS CBJ 7 (1G-1A)

MOST RECENTLY

SOG: 5 (1X) 10/20/2018 DET 4 AT FLA 3
PIM: 4 (1X) 12/01/2018 DET 4 AT BOS 2
HAT TRICKS: NONE
MULTI-PT GAMES: 3 11/26/2018 DET 5 VS CBJ 7 (1G-1A)

LONGEST PERSONAL STREAKS:

GOALS: 1 (7X) 01/11/2019 DET 2 AT WPG 4 (1G)
ASSISTS: 2 (1X) 10/30/2018 11/01/2018 (2A)
PTS: 2 (2X) 10/30/2018 11/01/2018 (2A)

CAREER STATS

REGULAR SEASON

PLAYOFFS (BOLD)

SEASON	CLUB	LEAGUE	GP	G	A	P	PM	GP	G	A	P	PM
2018-19	DETROIT	NHL	52	7	9	16	16	0	0	0	0	0
DETROIT TOTALS			52	7	9	16	16	0	0	0	0	0
NHL TOTALS			52	7	9	16	16	0	0	0	0	0



83 TREVOR DALEY

5-11 • 199 lbs. • Defense • Shoots Left
Born: Toronto, Ontario – October 9, 1983
Last Amateur Club: Sault Ste. Marie Greyhounds (OHL)

BECAME A RED WING: Signed as a free agent on July 1, 2017

CAREER STATS VS. NHL

TEAM	GP	G	A	PTS	PIM
ANA	66	4	14	18	53
ARI	64	4	7	11	50
BOS	21	3	5	8	6
BUF	17	2	2	4	8
CGY	43	1	10	11	20
CAR	25	4	4	8	18
CHI	43	3	11	14	25
COL	43	3	7	10	31
CBJ	45	4	9	13	23
DAL	5	1	1	2	0
DET	38	3	14	17	12
EDM	43	3	11	14	22
FLA	22	1	6	7	6
L.A.	65	5	11	16	24
MIN	48	4	11	15	28
MTL	18	0	3	3	12
NSH	45	6	11	17	37
NJ	25	2	2	4	25
NYI	23	3	4	7	10
NYR	23	2	3	5	10
OTT	21	5	3	8	16
PHI	21	4	6	10	4
PIT	14	0	5	5	10
SJ	63	6	12	18	67
STL	44	4	12	16	12
TB	23	2	2	4	11
TOR	18	2	2	4	4
VAN	44	2	12	14	40
VGK	2	0	1	1	0
WSH	20	2	9	11	12
WPG	23	4	3	7	32
TOTAL	1015	89	213	302	628

CAREER

Entering his 16th NHL season and his third with the Red Wings...Signed to a three-year contract by the Red Wings on July 1, 2017...Won back-to-back Stanley Cup championships with the Pittsburgh Penguins in 2016 and 2017...Represented Canada at the 2006 IIHF World Championship...Participated in 2002 CHL Top Prospects Game...Played for Canada Ontario at the World Under-17 Hockey Challenge...Has appeared in over 1,000 NHL games between Dallas (756), Chicago (29), Pittsburgh (109) and Detroit (121)...Originally drafted in the second round (43rd overall) of the 2002 NHL Entry Draft by the Dallas Stars.

BY SEASON

2018-19: Limited to just 44 games played after missing time due to injury on six occasions...Registered eight points (2-6-8) with the Red Wings...Missed four games from 10/8-10/15, five games from 12/1-12/8, 16 games from 12/31-2/10, two games from 2/26-3/2 and 11 games from 3/16-4/6...Scored his first goal of the season, a game-winner on 11/1 vs. New Jersey...Appeared in his 100th game from Detroit on 12/11 at Washington...Notched his 300th NHL point on 12/15 at New Jersey...Became the 330th player in NHL history to reach 1,000 games, reaching the milestone in his hometown of Toronto on 12/23.

2017-18: Debuted for Detroit by skating in 77 games...Produced 16 points, including nine goals which matched his second-highest NHL career total...Led Red Wings defensemen in goals and ranked among team leaders with 77 games played (9th), four shorthanded points (1st), four game-winning goals (T1st, and T4th among all NHL defensemen), 20:41 average time on ice (2nd) and 125 blocked shots (T1st)...Made his Red Wings debut on 10/5 vs. Minnesota...Skated in his 900th NHL game on 10/16 vs. Tampa Bay...Registered a four-game point streak from 12/11-12/19...Scored his first goal with Detroit on 12/15 vs. Toronto, the first of back-to-back game winning goals from 12/15-12/19...Notched three goals in a four-game span, 1/16-2/2.

2016-17 Captured a second-straight Stanley Cup championship with Pittsburgh, who became the first team to repeat as champions since the Red Wings in 1997 and 1998...Totaled 19 points (5-14-19), a plus-seven rating and 37 penalty minutes in 56 regular-season games...Recorded a season-best three assists on 1/16 vs. Washington...Made 21 postseason appearances for the Penguins and contributed five points (1-4-5) and 24 penalty minutes.

2015-16: Won the Stanley Cup with the Pittsburgh Penguins, joining the team after a midseason trade from the Chicago Blackhawks...Combined for 28 points (6-22-28), a plus-nine rating and 34 penalty minutes in 82 games between

83 TREVOR DALEY

CONTINUED



Chicago and Pittsburgh...Was originally acquired by Chicago from Dallas before the season along with Ryan Garbutt in exchange for Patrick Sharp and Stephen Johns...Appeared in six games for the Blackhawks, recording six points (0-6-6) and eight penalty minutes in 29 games...Acquired by the Penguins on 12/14 in exchange for Rob Scuderi...Scored his first goal as a Penguin in his season game, 12/18 vs. Boston, sparking a three-game point streak from 12/18-12/21... Scored three goals in a four-game span from 1/15-1/21... Posted a season-high three points (1-2-3) on 3/20 vs. Washington...Contributed six points (1-5-6) in 15 postseason games with Pittsburgh prior to breaking his ankle during the Eastern Conference Final...Was the first player handed the Stanley Cup after it was presented to Penguins captain Sidney Crosby.

2014-15: Shattered his career highs in goals (16) and points (38) during his 11th season with the Stars...Finished fifth among NHL defensemen in goals...Led the team's defensemen in goals and finished second in points...Tied for 7th among all NHL defensemen with six power-play goals...Tied for the NHL lead by defensemen with two short-handed goals...Skated in his 700th NHL game on 11/4 vs. Los Angeles...Matched a career best with three points (1-2-3), including his first career shorthanded goal on 1/29 at Ottawa.

2013-14: Established a new career high with nine goals in 67 games for Dallas...Totaled 25 points (9-16-25), a career-

best plus-10 rating and 38 penalty minutes...Sat second among Stars defensemen in scoring and second overall on the team with a 21:08 average time on ice...Set a career high with a plus-five rating during a two-point outing (1-1-2) on 3/28 vs. Nashville...Helped Dallas reach the playoffs for the first time in six seasons and picked up two points (1-1-2) in their playoff berth-clinching win on 4/11 vs. St. Louis... Led the team's defensemen with five points (2-3-5) in six postseason games...Had a three-point game (2-1-3) in Game 6 of Dallas' first-round series against Anaheim on 4/27.

2012-13: Appeared in 44 regular-season games for Dallas but produced 13 points (4-9-13)...Finished third on the club with 21:24 time on ice...Reached 600 NHL games on 3/13 vs. Nashville.

2011-12: Appeared in 79 games during his eighth NHL season...Finished second among Stars defensemen with 25 points (4-21-25), alongside 42 penalty minutes...Led the team with 115 blocked shots and sat third with 21:38 average time on ice...Hit the 500-game milestone on 10/8 at Chicago...Registered his 100th NHL assist on 11/12 at Detroit...Set a personal best with three points (1-2-3) on 12/31 vs. Boston...Recorded points in five straight games from 2/21-2/29, a career best.

2010-11: Set career highs in goals (8), points (27) and plus-minus (plus-7) while skating in all 82 games for the

83 TREVOR DALEY

CONTINUED



second time in his career...Placed among team leaders in time on ice (22:29, 3rd), blocked shots (124, 3rd) and takeaways (34, 1st among defensemen)...Registered his first career two-goal game on 1/15 vs. St. Louis.

2009-10: Made 77 appearances with Dallas in his sixth NHL campaign...Ranked second on the team in time on ice at 22:11 per game...Reached 400 NHL games on 3/10 at Buffalo...Registered his 100th NHL point on 3/23 at Nashville.

2008-09: Topped his previous season's offensive output with 25 points (7-18-25) and added 73 penalty minutes in 75 games...Finished third on the team with 21:59 time on ice...Blocked 98 shots, the fourth-highest total on the team...Skated in his 300th NHL game on 12/31 vs. New Jersey.

2007-08: Skated in all 82 regular-season games for the first time in his NHL career...Bested his offensive totals from his first three NHL seasons with 24 points (5-19-24)...Led the team's defensemen with 85 penalty minutes...Made his 200th NHL appearance on 11/14 vs. San Jose...Notched one goal and 20 penalty minutes in 18 postseason games.

2006-07: Appeared in 74 games with the Stars, recording 12 points (4-8-12) and 63 penalty minutes...Ranked fourth on the team with 99 blocked shots...Skated in seven playoff games and scored one goal along with four penalty minutes.

2005-06: Registered 14 points (3-11-14) and 87 penalty

minutes in his first full NHL season...His 87 penalty minutes represent his highest career NHL total, including a career single-game high of 22 on 3/13 vs. Vancouver...Reached 100 NHL games on 4/1 vs. Los Angeles...Notched first career game-winning goal on 4/15 vs. Minnesota.

2004-05: Spent the season with the AHL's Hamilton Bulldogs...Was the team's top-scoring blueliner with 34 points (7-27-34) in 78 regular-season games...Tied for third on the team with 27 assists, and ranked sixth in points (34) and penalty minutes (109).

2003-04: Split his first professional season between the Dallas Stars and AHL's Utah Grizzlies...Posted six points (1-5-6) in 27 games for Dallas...Made his NHL debut on 10/25 at Columbus, picking up four shots on goal...Registered his first NHL point against the Red Wings (assist) on 11/12 at Joe Louis Arena...Scored his first NHL goal on 12/10 at Phoenix...Also made his NHL playoff debut in Game 2 of the team's first-round series at Colorado on 4/9...Totaled 40 AHL games with Utah, logging 14 points (8-6-14) and 76 penalty minutes.

2002-03: Captained the Sault Ste. Marie Greyhounds in his final season of major junior and racked up 53 points (20-33-53) in 57 games...Ranked fourth on the team in points and third in penalty minutes (128)...Ranked second among OHL defensemen in goals and fifth in points.

83 TREVOR DALEY

CONTINUED

2001-02: Scored just above a point-per-game pace in his third season of major junior hockey with 48 points (9-39-48) in 47 games for the Greyhounds...Led the team's defensemen in scoring for the third-straight season and finished second on the team in assists and fifth in points...Posted the second-best plus/minus rating on the team at plus-17...Posted four points (2-2-4) in six games in the playoffs.

2000-01: Finished second on Sault Ste. Marie with 41 points (14-27-41) in 58 games...Led the team in assists and finished fourth with 105 penalty minutes.

1999-00: Racked up 46 points (16-30-46) in 54 games as an OHL rookie with the Sault Ste. Greyhounds...Led the team's defensemen in points and ranked among team leaders with 16 goals (7th), 30 assists (6th), 46 points (6th) and 77 penalty minutes (7th)...Also led the team with a plus-28 rating...Picked up 10 points (3-7-10) in 15 postseason games alongside 12 penalty minutes and a plus-six rating...Captained Canada Ontario at the World Under-17 Hockey Challenge and recorded eight points (5-3-8) in six games.



CAREER HIGHLIGHTS

FIRSTS

FIRST GP: 10/25/2003 DAL 3 AT CBJ 2
FIRST ASST: 11/12/2003 DAL 2 VS DET 6
FIRST GOAL: 12/10/2003 DAL 1 AT PHX 2

MOSTS:

GOALS: 2 (2X) 10/18/2014 DAL 5 VS PHI 6
ASSISTS: 3 (1X) 01/16/2017 PIT 8 VS WSH 7
POINTS: 3 (4X) 01/16/2017 PIT 8 VS WSH 7 (OG-3A)

MOST RECENTLY

SOG: 6 (2X) 01/15/2011 DAL 6 VS ATL 1
PIM: 22 (1X) 03/13/2006 DAL 4 VS VAN 2
HAT TRICKS: NONE
MULTI-PT GAMES: 27 03/12/2018 DET 3 AT SJ 5 (1G-1A)

LONGEST PERSONAL STREAKS:

GOALS: 3 (1X) 04/09/2014 10/09/2014 (3G)
ASSISTS: 5 (1X) 02/21/2012 02/29/2012 (5A)
PTS: 5 (1X) 02/21/2012 02/29/2012 (OG-5A)

CAREER STATS

REGULAR SEASON

PLAYOFFS (BOLD)

SEASON	CLUB	LEAGUE	GP	G	A	P	PM	GP	G	A	P	PM
2003-04	DALLAS	NHL	27	1	5	6	14	1	0	0	0	0
2005-06	DALLAS	NHL	81	3	11	14	87	3	0	0	0	0
2006-07	DALLAS	NHL	74	4	8	12	63	7	1	0	1	4
2007-08	DALLAS	NHL	82	5	19	24	85	18	1	0	1	20
2008-09	DALLAS	NHL	75	7	18	25	73	0	0	0	0	0
2009-10	DALLAS	NHL	77	6	16	22	25	0	0	0	0	0
2010-11	DALLAS	NHL	82	8	19	27	34	0	0	0	0	0
2011-12	DALLAS	NHL	79	4	21	25	42	0	0	0	0	0
2012-13	DALLAS	NHL	44	4	9	13	14	0	0	0	0	0
2013-14	DALLAS	NHL	67	9	16	25	38	6	3	2	5	16
2014-15	DALLAS	NHL	68	16	22	38	34	0	0	0	0	0
2015-16	CHICAGO	NHL	29	0	6	6	8	0	0	0	0	0
2015-16	PITTSBURGH	NHL	53	6	16	22	26	15	1	5	6	10
2016-17	PITTSBURGH	NHL	56	5	14	19	37	21	1	4	5	24
2017-18	DETROIT	NHL	77	9	7	16	36	0	0	0	0	0
2018-19	DETROIT	NHL	44	2	6	8	12	0	0	0	0	0
DETROIT TOTALS			121	11	13	24	48	0	0	0	0	0
NHL TOTALS			1015	89	213	302	628	71	6	12	18	74



CAREER STATS VS. NHL

TEAM	GP	G	A	PTS	PIM
ANA	5	0	0	0	2
ARI	5	0	1	1	4
BOS	7	0	0	0	4
BUF	10	0	1	1	0
CGY	5	1	0	1	4
CAR	4	0	0	0	5
CHI	3	0	0	0	0
COL	4	0	1	1	0
CBJ	8	2	0	2	2
DAL	5	0	1	1	0
DET	8	1	3	4	6
EDM	4	1	1	2	0
FLA	10	1	1	2	2
L.A.	4	0	1	1	2
MIN	4	0	0	0	0
MTL	3	0	0	0	4
NSH	5	0	0	0	2
NJ	7	2	0	2	2
NYI	8	0	2	2	2
NYR	4	0	1	1	4
OTT	6	0	0	0	2
PHI	7	1	0	1	2
PIT	5	1	0	1	0
SJ	4	0	0	0	2
STL	5	0	1	1	0
TB	10	0	0	0	10
TOR	11	1	1	2	2
VAN	3	0	1	1	0
VOK	1	0	0	0	0
WSH	9	0	1	1	2
WPG	5	0	0	0	2
TOTAL	179	11	17	28	67

61 JACOB DE LA ROSE

6-3 • 215 lbs., Center, Shoots Left

Born: Arvika, Sweden – May 20, 1995

Last Amateur Club: Leksand (Sweden)

BECAME A RED WING: Claimed off waivers from Montreal on Oct. 17, 2018

CAREER

Beginning his second season with the Red Wings and sixth NHL season... Claimed off waivers by Detroit from Montreal on 10/17/18...2018 IIHF World Championship gold medalist with Sweden...Has also represented his country at the 2013 (silver), 2014 (silver) and 2015 IIHF World Junior Championships, 2012 (silver) and 2013 IIHF Under-18 Championship and 2011 World Under-17 Hockey Challenge...Skated in 119 games with Montreal prior to joining Detroit.

BY SEASON

2018-19: Joined Red Wings in the first month of the season after being claimed off waivers from the Montreal Canadiens on 10/17...Logged nine points (3-6-9) and 16 penalty minutes in 60 games for Detroit...Made his Red Wings debut on 10/26 vs. Winnipeg...Scored his first goal with the Red Wings on 11/3 vs. Edmonton...Notched his first career assist the following game on 11/6 vs. Vancouver...Missed three games due to injury, 11/10-11/15...Played his 150th NHL game on 1/4 vs. Nashville...Missed the final nine games of the season due to an irregular heart beat.

2017-18: Skated in 55 games for the Montreal Canadiens in his first full NHL season, tallying 12 points (4-8-12) and 29 penalty minutes...Notched a career-best three points (1-2-3) on 12/2 vs. Detroit...Appeared in his 100th NHL game on 2/28 vs. NY Islanders...Registered his second career two-goal game on 3/6 at New Jersey...Logged a three-game point streak from 3/21-3/24...Went on to win gold at the IIHF World Championship in Denmark, picking up one goal and one assist in 10 games.

2016-17: Split the campaign between the Montreal Canadiens and AHL's St. John's IceCaps...Appeared in nine NHL games with Montreal, registering four penalty minutes...Added 31 points (14-17-31) and 38 penalty minutes in 62 AHL games, serving as an alternate captain for St. John's...Tied for fourth in team scoring...Added three points (1-2-3) in four AHL Calder Cup Playoff games.

2015-16: Logged 22 games for Montreal, notching one assist and six penalty minutes...Also appeared in 34 games with the AHL's St. John's IceCaps, contributing 14 points (7-7-14) and 18 penalty minutes...Also served as an alternate captain for St. John's.

2014-15: Spent his first season in North America between the Montreal Canadiens and AHL's Hamilton Bulldogs...Totalled six points (4-2-6) and 12 penalty minutes in 33 games for the Canadiens...Made his NHL debut on 2/3 vs. Buffalo...Registered his first NHL assist on 2/12 vs. Edmonton...Picked up his first two NHL goals on 2/26 at Columbus (Curtis McElhinney)...Skated in

61 JACOB DE LA ROSE

CONTINUED

12 NHL playoff games with Montreal...Also chipped in 11 points (6-5-11) and 11 penalty minutes in 37 games with Hamilton...Captained Sweden at the IIHF World Junior Championship, making his third-consecutive appearance at the tournament...Named a top-three player on Sweden at the WJC after picking up four points (2-2-4) in seven games.

2013-14: Skated in 49 games for Leksands IF in the Swedish Hockey League, logging 13 points (7-6-13) and 18 penalty minutes...Appeared for the second-straight year with Sweden at the IIHF World Junior Championship, earning a silver medal...Racked up six point (3-3-6) in seven WJC games.

2012-13: Spent a majority of the season playing professionally, tallying 12 points (6-6-12) in 38 games with Leksands IF in second-tier Sweden and helping the team earn a promotion to the SHL for the following season...Also chipped in five points (1-4-5) in four games for Leksand's under-20 club...Represented Sweden at three international tournaments throughout the year, recording four points (2-2-4) and 20 penalty minutes in five games at the Ivan Hlinka Tournament, captaining Sweden at the IIHF World Under-18 Championship with three points (1-2-3) and 29 penalty minutes and earning silver at the IIHF World Junior Championship.



2011-12: Logged time in three different leagues with Leksands IF...Made his professional debut by scoring two goals in 14 games for Leksand in second-tier Sweden...Also recorded 13 points (4-9-13) in 28 games at the under-18 level and six points (3-3-6) in four games on the under-18 circuit...Played in four tournaments with Sweden: the Hlinka Gretzky Cup, World Junior A Challenge, World Under-17 Hockey Challenge and World Under-18 Championship (capturing silver).

CAREER HIGHLIGHTS

FIRSTS

FIRST GP: 02/03/2015 MTL 2 VS BUF 3
FIRST ASST: 02/12/2015 MTL 3 VS EDM 4
FIRST GOAL: 02/26/2015 MTL 5 AT CBJ 2

MOSTS:

GOALS: 2 (2X) 03/06/2018 MTL 4 AT NJ 6
ASSISTS: 2 (1X) 12/02/2017 MTL 10 VS DET 1
POINTS: 3 (1X) 12/02/2017 MTL 10 VS DET 1 (1G-2A)

MOST RECENTLY

SOG: 4 (6X) 01/15/2019 DET 3 VS ANA 1
PIM: 5 (1X) 01/25/2018 MTL 5 VS CAR 6
HAT TRICKS: NONE
MULTI-PT GAMES: 4 03/06/2018 MTL 4 AT NJ 6 (2G-0A)

LONGEST PERSONAL STREAKS:


GOALS: 1 (11X) 01/02/2019 DET 3 VS CGY 5 (1G)
ASSISTS: 2 (3X) 03/23/2018 03/24/2018 (2A)
PTS: 3 (1X) 03/21/2018 03/24/2018 (1G-2A)

CAREER STATS

REGULAR SEASON

PLAYOFFS (BOLD)

SEASON	CLUB	LEAGUE	GP	G	A	P	PM	GP	G	A	P	PM
2014-15	MONTREAL	NHL	33	4	2	6	12	12	0	0	0	4
2015-16	MONTREAL	NHL	22	0	1	1	6	0	0	0	0	0
2016-17	MONTREAL	NHL	9	0	0	0	4	0	0	0	0	0
2017-18	MONTREAL	NHL	55	4	8	12	29	0	0	0	0	0
2018-19	DETROIT	NHL	60	3	6	9	16	0	0	0	0	0
DETROIT TOTALS			60	3	6	9	16	0	0	0	0	0
NHL TOTALS			179	11	17	28	67	12	0	0	0	4



CAREER STATS VS. NHL

TEAM	GP	G	A	PTS	PIM
ANA	11	1	4	5	8
ARI	11	2	2	4	4
BOS	24	1	7	8	14
BUF	21	2	9	11	8
CGY	9	0	3	3	4
CAR	13	2	2	4	6
CHI	13	0	1	1	2
COL	13	1	2	3	10
CBJ	16	1	2	3	6
DAL	10	0	0	0	4
DET	0	0	0	0	0
EDM	11	1	0	1	8
FLA	18	2	1	3	4
L.A.	12	0	0	0	6
MIN	11	0	1	1	4
MTL	23	0	5	5	16
NSH	13	0	2	2	10
NJ	16	1	2	3	2
NYI	15	3	6	9	4
NYR	18	0	5	5	6
OTT	21	3	5	8	4
PHI	16	0	4	4	22
PIT	14	0	6	6	10
SJ	13	1	4	5	4
STL	12	0	1	1	0
TB	20	2	3	5	10
TOR	20	2	3	5	15
VAN	11	1	4	5	6
VOK	3	0	0	0	0
WSH	15	2	2	4	19
WPG	10	1	4	5	2
TOTAL	433	29	90	119	218

65 DANNY DeKEYSER

6-3 • 190 lbs. • Defense • Shoots Left
Born: Detroit, Michigan – March 7, 1990
Last Amateur Team: Western Michigan (NCAA)

BECAME A RED WING: Signed as a free agent, March 29, 2013.

CAREER

Entering his eighth NHL season...Re-signed to a six-year contract on July 26, 2016...Made his NHL debut on April 5, 2013 at Colorado after joining the team as a free agent on March 29, 2013...Won 2013 Calder Cup championship with the Grand Rapids Griffins...Named CCHA Best Defensive Defenseman in 2012 and 2013...Named to the 2013 CCHA First All-Star Team and NCAA West Second All-American Team...Won 2012 CCHA Championship...Named to the 2012 CCHA Second All-Star Team and NCAA West Second All-American Team...Named to 2011 CCHA All-Rookie Team...Played for the Western Michigan Broncos (NCAA/CCHA) from 2010-13...Named 2013-14 DSHA Red Wings Rookie of the Year.

BY SEASON

2018-19: Appeared in 52 games with the Red Wings and logged 20 points (5-15-20) and 39 penalty minutes...Led the Red Wings in TOI (21:58) and ranked among team leaders with three game-winning goals (5th), 79 hits (77th) and 94 blocked shots (3rd) despite missing 30 games due to injury...Notched his 100th NHL point with his first assist of the season on 10/8 at Anaheim...Logged three assists in a four-game span, 11/21-11/26...Played his 400th NHL game on 12/2 vs. Colorado...Returned from a 19-game injury layoff to register two assists on 1/15 vs. Anaheim...Moved to third in franchise history in overtime goals by a defenseman when he netted his third career OT winner on 2/1 vs. Toronto.

2017-18: Totaled 12 points (6-6-12) and 28 penalty minutes in 65 games for the Red Wings...Missed 17 early-season games due to a lower body injury...Ranked among Detroit's leaders with 20:19 average time on ice (3rd), 76 hits (79th) and 125 blocked shots (11st), marking the third-straight season he has led or tied for the team lead in blocked shots...Scored a goal on 12/15 vs. Toronto for his first point of the season...Blocked a team season-high eight shots on 12/20 at Philadelphia...Played a season-high 25:25 on 12/23 at Boston...Registered his first career two-goal game on 2/3 at Florida and scored in back-to-back games, 2/2-2/3.

2016-17: One of only three Red Wings to play in all 82 games...Ranked among team leaders with two game-winning goals (T4th), 21:57 average TOI (2nd), 170 blocked shots (1st) and 100 hits (4th)...His 170 blocked shots ranked 7th in the NHL...Finished T3rd among Detroit defensemen in points with 12 (4-8-12)...Set new career highs in average TOI (21:57), hits (100) and blocked shots (170)...Played in his 300th NHL game on 3/10 vs. Chicago...Scored his second career OT winner on 12/4 vs. NY Islanders...

65 DANNY DEKEYSER

CONTINUED



Scored in his season debut on 10/17 vs. Ottawa... Appeared in eight games for the United States at the IIHF World Championship in Cologne, Germany, and Paris, France, logging six penalty minutes and a plus-five rating.

2015-16: Doubled his career-best goal output among his 20 points (8-12-20) in 78 games with Detroit... Led Red Wings blueliners in goals and placed third in points... Also ranked among team leaders with 78 games played (8th), 44 penalty minutes (5th), two game-winning goals (T4th), a 11.1 shooting percentage (4th), 21:48 TOI (2nd) and 107 blocked shots (1st)... Missed the first four games of the season due to a leg injury but played in the remaining 78 games... Scored his first goal of the season during the first of four multi-point games (1-1-2) on 10/31 at Ottawa... Netted his first career overtime winner on 1/14 at Arizona... Scored in back-to-back games for the first time in his career from 1/23-1/25 and matched his career-best with a three-game point streak from 1/22-1/25... Reached 200 NHL games on 1/25 at NY Islanders...

Produced one assist in five postseason games.

2014-15: Bested his rookie season totals and produced 31 points (2-29-31) in 80 games for Detroit... Was the Red Wings' second-highest scoring defenseman and finished ninth on the team overall... Tied for sixth on the team with 80 games played and ranked among team leaders with 29 assists (4th), a plus-11 rating (4th), 41 penalty minutes (5th), 88 blocked shots (3rd) and 20:55 TOI (2nd)... Set a career high with a three-game assist streak from 11/16-11/20... Matched his personal game point total with two points on five occasions... Played in his 100th NHL game on 11/30 vs. Vancouver and notched his 50th point on 3/26 vs. San Jose... Registered his first NHL playoff goal and point on 4/25 at Tampa Bay.

2013-14: Logged 23 points (4-19-23) and 30 penalty minutes in 65 games during his first full NHL season, ranking second among Red Wing blueliners in scoring... Ranked among team leaders with 23 points (10th), a +10 rating (4th), one shorthanded goal (2nd) and 116 blocked shots (2nd)... Finished eighth among NHL rookie

65 DANNY DEKEYSER

CONTINUED

defensemen in points and was second among all rookies in TOI (21:38)...Scored his first NHL goal on 11/4 at Winnipeg (Al Montoya)...Posted a pair of three-game point streaks, 10/26-11/1 and 2/8-2/27...Recorded his first multi-point game on 11/15 vs. Washington (1-1-2) and his first multi-assist game on 3/20 vs. Pittsburgh (0-2-2)...Averaged 23:11 TOI in five postseason games... Made his international debut for the United States at the 2014 World Championship in Minsk, Belarus, notching two assists and 16 penalty minutes in eight games.

2012-13: Appeared in 11 regular season games for Detroit after finishing his junior year at Western Michigan...Played in his first NHL game on 4/5 at Colorado...Recorded his first NHL point (assist) on 4/14 at Nashville...Credited with two penalty minutes, nine hits, nine blocked shots, five takeaways and 15 shots... Averaged 18:02 TOI...Skated in two postseason games with Detroit before breaking his thumb...Also appeared in six games for the Calder Cup-champion Grand Rapids Griffins during the Calder Cup Finals...Registered one assist and eight penalty minutes...Skated in 32 games for Western Michigan...Contributed 15 points (2-13-15)...Became the third player in CCHA history to receive the Best Defensive Defenseman award in back-to-back seasons and the first since Mike Weaver (1999 and 2000)...Named to the CCHA First All-Star Team and



NCAA West Second All-American Team.

2011-12: Skated in 41 games for Western Michigan... Helped his school capture its first-ever CCHA championship...Contributed 17 points (5-12-17)...First Bronco in school history to win CCHA Best Defensive Defenseman...Named to the CCHA Second All-Star Team and NCAA West Second All-American Team.

2010-11: Appeared in 42 games as a freshman with Western Michigan...Finished as the second-highest scoring defenseman on the team with 17 points (5-12-17)...Named to the CCHA All-Rookie Team.

CAREER HIGHLIGHTS

FIRSTS

FIRST GP: 04/05/2013 DET 3 AT COL 2
FIRST ASST: 04/14/2013 DET 3 AT NSH 0
FIRST GOAL: 11/04/2013 DET 2 AT WPG 4

MOSTS:

GOALS: 2 (1X) 02/03/2018 DET 2 AT FLA 3
ASSISTS: 2 (9X) 03/16/2019 DET 2 VS NYI 1
POINTS: 2 (15X) 03/29/2019 DET 4 VS NJD 0 (1G-1A)

MOST RECENTLY

SOG: 7 (1X) 03/07/2019 DET 3 VS NYR 2
PIM: 9 (1X) 10/11/2018 DET 3 VS TOR 5
HAT TRICKS: NONE
MULTI-PT GAMES: 15 03/29/2019 DET 4 VS NJD 0 (1G-1A)

LONGEST PERSONAL STREAKS:

GOALS: 2 (3X) 02/01/2019 02/02/2019 (2G)
ASSISTS: 3 (3X) 11/16/2014 11/20/2014 (3A)
PTS: 3 (5X) 12/03/2016 12/06/2016 (1G-2A)

CAREER STATS

REGULAR SEASON

PLAYOFFS (BOLD)

SEASON	CLUB	LEAGUE	GP	G	A	P	PM	GP	G	A	P	PM
2012-13	DETROIT	NHL	11	0	1	1	2	2	0	0	0	0
2013-14	DETROIT	NHL	65	4	19	23	30	5	0	0	0	6
2014-15	DETROIT	NHL	80	2	29	31	42	7	1	0	1	12
2015-16	DETROIT	NHL	78	8	12	20	44	5	0	1	1	4
2016-17	DETROIT	NHL	82	4	8	12	33	0	0	0	0	0
2017-18	DETROIT	NHL	65	6	6	12	28	0	0	0	0	0
2018-19	DETROIT	NHL	52	5	15	20	39	0	0	0	0	0
DETROIT TOTALS			433	29	90	119	218	19	1	1	2	22
NHL TOTALS			433	29	90	119	218	19	1	1	2	22



70 CHRISTOFFER EHN

6-3 • 195 lbs., Center, Shoots Left

Born: Skara, Sweden – April 5, 1996

Last Amateur Club: Frolunda (Sweden)

BECAME A RED WING: Fourth round (106th overall) in 2014 NHL Entry Draft

CAREER STATS VS. NHL

TEAM	GP	G	A	PTS	PIM
ANA	2	0	0	0	0
ARI	0	0	0	0	0
BOS	2	0	0	0	4
BUF	4	0	0	0	0
CGY	2	0	0	0	0
CAR	2	0	0	0	0
CHI	2	1	0	1	0
COL	0	0	0	0	0
CBJ	1	0	0	0	0
DAL	1	0	0	0	0
DET	0	0	0	0	0
EDM	1	0	0	0	0
FLA	4	0	0	0	0
L.A.	2	0	1	1	0
MIN	1	0	0	0	0
MTL	3	0	0	0	0
NSH	1	0	1	1	0
NJ	1	0	0	0	0
NYI	3	0	0	0	0
NYR	2	0	0	0	0
OTT	3	0	0	0	0
PHI	3	0	2	2	0
PIT	3	0	0	0	0
SJ	1	1	0	1	0
STL	1	0	0	0	0
TB	4	0	1	1	2
TOR	4	1	1	2	0
VAN	2	0	0	0	0
VGK	2	0	0	0	0
WSH	2	0	0	0	0
WPG	1	0	0	0	0
TOTAL	60	3	6	9	6

CAREER

Beginning his second NHL season and fifth-year pro...Made Red Wings out of training camp in first North American season in 2018-19...2016 Swedish Hockey League champion with Frolunda...Captured 2016 and 2017 Champions Hockey League championships with Frolunda...Represented Sweden at the 2015 and 2016 IIHF World Junior Championships...Named 2015 Swedish Junior League Best Forward.

BY SEASON

2018-19: Made the Red Wings out of training camp in his first North American season and totaled nine points (3-6-9) in 60 games...Became one-of-five players to make NHL debut for Detroit on 10/4 vs. Columbus...Notched first career point with an assist on 10/11 vs. Toronto...Scored his first NHL goal on 12/23 at Toronto (Garret Sparks)...Scored his second NHL goal on 2/10 at Chicago and picked up points in back-to-back games for the first time from 2/10-2/12...Scored his first shorthanded goal and game-winning goal on 3/25 at San Jose...Also appeared in 17 games with the AHL's Grand Rapids Griffins...Picked up seven points (2-5-7) and eight penalty minutes in 17 regular-season games and two points (0-2-2) in five AHL postseason games.

2017-18: Totaled 17 points (7-10-17), a plus-two rating and 24 penalty minutes in 50 games with Frolunda in the Swedish Hockey League, tying for 10th on the team in points...Skated in six postseason games.

2016-17: Spent his first full season at the professional level, notching 13 points (4-9-13) and 10 penalty minutes in 52 games with Frolunda...Won a second-straight Champions League championship, picking up two points (1-1-2) in 13 games during tournament play with Frolunda...Also chipped in two points (1-1-2) in 14 postseason games with Frolunda.

2015-16: Won a championship with Frolunda in his first professional season, skating in 37 regular-season games and logging two assists...Also posted one assist in 16 playoff games...Helped Frolunda to a Champions League title by skating in eight tournament games...Loaned to BIK Karlskoga in second-tier Sweden and tallied five points (2-3-5) and eight penalty minutes in 13 games...Racked up 16 points (9-7-16) in 14 games for Frolunda's under-20 club...Represented Sweden at the IIHF World Junior Championship, notching two points (1-1-2) in seven games in his second-straight appearance at the tournament.

2014-15: Split his season between three clubs: Frolunda in the Swedish Hockey League, IK Oskarshamn in second-tier Sweden and Frolunda in the

70 CHRISTOFFER EHN

CONTINUED



top Swedish junior league...Named the Swedish Junior League's best forward with 36 points (12-24-36) in 40 games as captain of Frolunda's under-20 club...Appeared in six regular season games with Frolunda's men's team and went on to appear in 10 postseason games for the team...Was also loaned to second-tier Oskarshamn for four games...Recorded two assists in seven games for Sweden at the IIHF World Junior Championship.

2013-14: Saw time with Frolunda's senior, under-20

and under-18 teams...Logged 18 points (8-10-18) and four penalty minutes in 15 regular-season games with the under-18 club and four points (1-3-4) in five playoff contests...Registered 11 points (4-7-11) and 14 penalty minutes in 45 regular-season appearances with the junior team and scored three goals in three playoff games... Made his professional debut by skating in two games with Frolunda...Represented Sweden at the IIHF World Under-18 Championship and chipped in three assists in seven games.

CAREER HIGHLIGHTS

FIRSTS

FIRST GP:.....10/04/2018 DET 2 VS CBJ 3
 FIRST ASST:.....10/11/2018 DET 3 VS TOR 5
 FIRST GOAL:.....12/23/2018 DET 4 AT TOR 5

MOSTS:

GOALS: 1 (3X).....03/25/2019 DET 3 AT SJ 2
 ASSISTS: 1 (6X).....03/14/2019 DET 4 VS TB 5
 POINTS: 1 (9X).....03/25/2019 DET 3 AT SJ 2 (1G-0A)

MOST RECENTLY

SOG: 5 (1X).....03/29/2019 DET 4 VS NJ 0
 PIM: 2 (3X).....03/31/2019 DET 6 VS BOS 3
 HAT TRICKS:.....NONE
 MULTI-PT GAMES:.....NONE

LONGEST PERSONAL STREAKS:

GOALS: 1 (3X).....03/25/2019 DET 3 AT SJ 2 (1G)
 ASSISTS: 1 (6X).....03/14/2019 DET 4 VS TB 5 (1A)
 PTS: 2 (1X).....02/10/2019 02/12/2019 (1G-1A)

CAREER STATS

REGULAR SEASON

PLAYOFFS (BOLD)

SEASON	CLUB	LEAGUE	GP	G	A	P	PM	GP	G	A	P	PM
2018-19	DETROIT	NHL	60	3	6	9	6	0	0	0	0	0
DETROIT TOTALS			60	3	6	9	6	0	0	0	0	0
NHL TOTALS			60	3	6	9	6	0	0	0	0	0



CAREER STATS VS. NHL

TEAM	GP	G	A	PTS	PIM
ANA	22	0	3	3	32
ARI	22	1	4	5	4
BOS	22	0	1	1	13
BUF	26	1	3	4	17
CGY	24	0	3	3	14
CAR	16	1	3	4	10
CHI	30	0	7	7	32
COL	24	1	3	4	23
CBJ	32	1	3	4	33
DAL	22	2	1	3	22
DET	0	0	0	0	0
EDM	26	3	2	5	25
FLA	27	0	4	4	20
L.A.	21	3	5	8	12
MIN	20	2	6	8	10
MTL	23	0	3	3	10
NSH	32	0	4	4	18
NJ	18	0	3	3	21
NYI	18	1	5	6	12
NYR	14	0	2	2	6
OTT	23	1	1	2	42
PHI	20	1	4	5	15
PIT	17	0	1	1	16
SJ	23	0	5	5	25
STL	35	2	8	10	20
TB	22	1	3	4	29
TOR	23	3	3	6	14
VAN	25	1	6	7	14
VOK	3	0	0	0	2
WSH	20	1	0	1	10
WPG	12	1	2	3	10
TOTAL	662	27	98	125	531

52 JONATHAN ERICSSON

6-4 • 218 lbs. • Defense • Shoots Left
Born: Karlskrona, Sweden – March 2, 1984
Last Amateur Club: Sodertalje (SEL)

BECAME A RED WING: Ninth round (291st overall) in the 2002 NHL Entry Draft

CAREER

Entering his 14th professional season and his 12th in Detroit...Final player chosen in the 2002 NHL Entry Draft (291st overall)...Selected as the 2008-09 Detroit Red Wings Rookie of the Year by the Detroit Sports Broadcasters Association...Represented Sweden at the 2012 IIHF World Championship and won a bronze medal with Team Sweden at the 2010 IIHF World Championship...Named to the PlanetUSA AHL All-Star Team in 2008...Signed to a six-year contract extension on November 27, 2013.

BY SEASON

2018-19: Limited to 52 games due to various injuries...Produced five points (3-2-5) and 35 penalty minutes...Matched his second-highest career goal total...Scored his first goal of the season on 10/28 vs. Dallas, which marked his third career game-winning goal...Missed time due to injury, 10/4-10/18, 11/3-11/23, 3/14-3/23 and 3/29-4/6...Moved to 22nd in Detroit history in games played throughout the season, passing Mathieu Dandenault, Marty Pavelich, Shawn Burr and Darren McCarty.

2017-18: Appeared in all but one of Detroit's 82 games, his second-highest career total...Ranked among the team's leaders with 81 games played (T4th), 47 penalty minutes (5th), 19:18 average time on ice (6th), 133 hits (3rd) and 84 blocked shots (5th)...Scored his first goal of the season on 10/18 at Toronto...Posted assists in back-to-back games on two occasions: 12/5-12/7 and 12/15-12/19...Logged a season-high 24:13 time on ice on 2/13 vs. Anaheim...Skated in his 600th NHL game on 3/18 at Colorado.

2016-17: Played in 51 games for Detroit, tallying nine points (1-8-9)...Missed the final 28 games of the season due to injury...Ranked among team leaders with 86 hits (6th), 63 penalty minutes (T1st) and 19:13 average TOI (5th)...Scored in Detroit's outdoor game at Toronto on 1/1...Picked up assists in back-to-back games from 10/21-10/22...Tallied a season single game-high 17 penalty minutes in the season-opener vs. Tampa Bay (10/13)...Logged 25:00 of ice time on 11/26 vs. Montreal, an individual season-high.

2015-16: Skated in 71 games for Detroit and matched his career-best offensive totals for the second-consecutive season, logging 15 points (3-12-15)...Ranked among Red Wings leaders with 121 hits (3rd), 48 blocked shots (7th) and 18:32 TOI (7th)...Played a season-high 24:47 on 10/23 vs. Calgary...Produced points in three-straight games, matching his longest personal streak, from 12/1-12/5...Picked up one assist in five playoff games

2014-15: Was one of five players to skate in all 82 regular-season games for Detroit...Matched his career-best offensive totals with 15 points (3-12-15)...

52 JONATHAN ERICSSON

CONTINUED

Ranked among team leaders with 70 penalty minutes (3rd), one shorthanded point (T2nd), 19:34 TOI (3rd), 114 hits (5th) and 55 blocked shots (7th)...Played his 400th NHL game on 3/29 at NY Islanders...Set a career best with a four-game point streak from 1/20-1/31, also matching the longest of the season by a Red Wings defenseman...Tied for second on the Red Wings in postseason scoring with a pair of two-assist games, marking the second and third multi-assist games of his NHL career.

2013-14: Limited to 48 games for Detroit due to injury...Registered 11 points (1-10-11) and ranked seventh on the team with 34 penalty minutes...Also ranked among team leaders with a 21:14 TOI average (3rd), 91 hits (5th) and 46 blocked shots (7th)...Scored his first goal of the season on 10/10 vs. Phoenix...Tallied assists in back-to-back games from 11/27-11/29...Skated in his 300th NHL game on 12/12 at Tampa Bay...Played a season-high 27:08 on 12/21 at Toronto...Represented Sweden at the 2014 Winter Olympics, recording one assist in six games...Suffered a finger injury on 3/18 vs. Toronto and did not return for the postseason.

2012-13: Skated in 45 games for Detroit...Contributed 13 points (3-10-13), tying for second among Red Wings defensemen...Tied for fifth on the team with a +6 rating...Led Red Wings defensemen with 67 hits...Finished second on the team with an average of 21:19 TOI...Posted two multi-point games, 2/1 vs. St. Louis (1-1-2) and 2/24 vs. Vancouver (0-2-2), which was his first-ever two-assist game...Appeared in all 14 playoff games for Detroit...Recorded three points, all assists...Averaged 22:32 TOI in the playoffs...Finished second on the team with 30 hits in the postseason...Also played in four games for Sodertälje in second-tier Sweden, recording one assist, and three games with Vita Hasten in third-tier Sweden, notching three assists.

2011-12: Appeared in 69 games for Detroit...Missed 13 games with a broken wrist from 2/28-3/26...Finished the season with 11 points (1-10-11)...Notched a career-high +16 rating...Skated in his 200th career NHL game on 12/30 at Chicago...Tied a career-high with two points (1-1-2) on 11/30 vs. Tampa Bay...Finished fourth on team with 128 hits...Registered 47 PIM and 63 shots on goal...Averaged 17:05 TOI during the regular season...Appeared in all five postseason games...Did not register a point in the playoffs and finished with a -1 rating...Dished out 10 hits and averaged 19:49 TOI in the postseason.



2010-11: Appeared in a career-high 74 games for Detroit...Registered career-highs in points (15), assists (12), PIM (87), shots (89) and plus-minus rating (+8)...Led Detroit with three fighting majors and 87 PIM...Tied a career-high with two points (1-1-2) on 1/15 vs. Columbus...Played in the 100th game of his career on 11/24 at Atlanta...Averaged 18:50 of ice time during the regular season...Scored one power play goal (11/6 at Vancouver)...Played in all 11 postseason games...Registered three points (1-2-3) in the playoffs...Collected 4 PIM and was -2 in the postseason...Averaged 18:47 of ice time in the postseason.

2009-10: Appeared in a career-high 62 games...Registered career-highs with four goals, nine assists, 13 points and 44 PIM...Averaged 16:42 of ice time during the regular season...Missed 12 games from 12/17-1/12 with a knee injury...Recorded three multi-point games (10/15 vs. Los Angeles, 10/29 at Edmonton and 3/26 vs. Minnesota)...Recorded his first career shorthanded goal on 3/26 vs. Minnesota...Appeared in all 12 postseason games...Recorded two assists, a +1 rating and 8 PIM during the 2010 Stanley Cup Playoffs...Averaged 14:17 of ice time during the postseason.

2008-09: Appeared in 19 games for Detroit...Finished season with four points (1-3-4)...Averaged 17:40 of ice time in 2008-09 regular season...Set career highs with 3 assists, 4 points and 15 PIM...Appeared in 22 postseason games for Detroit...Missed Game 5 vs. Chicago in Western Conference Finals due to emergency appendectomy...

52 JONATHAN ERICSSON

CONTINUED

Finished 2009 postseason with eight points (4-4-8)...Scored the game-winning goal in his NHL postseason debut 4/16 vs. Columbus...Averaged 18:43 of ice time in 2009 postseason...Appeared in 40 games for Grand Rapids (AHL)...Registered 15 points (2-13-15) and was +12 for the Griffins.

2007-08: Recalled to Detroit on 2/20....Appeared in eight games for the Red Wings....Made his NHL debut at Calgary on 2/22, playing 22:39 and finishing 'even'....Scored his first NHL goal at Edmonton on 2/26 (Garon)....Season-high five shots on goal 3/5 vs. St. Louis....Recalled to Detroit 4/5 and was a Black Ace during the 2008 playoffs....Appeared in 69 games for Grand Rapids....Established AHL career highs in goals (10) and points (34).

2006-07: Made his AHL and North American debut with the Grand Rapids Griffins....Appeared in 67 games....Led Grand Rapids defensemen with 24 assists and 29 points....Finished third on the Griffins with 102 penalty minutes....Tied a Griffins franchise record by scoring two power play goals in one period 11/24 vs. Chicago (2nd period)....Recalled to Detroit on 5/3 and was a Black Ace during the 2007 Stanley Cup Playoffs.



2005-06: Spent majority of the season with Sodertälje of the Swedish Elite League, seeing action as both a defenseman and a center.

CAREER HIGHLIGHTS

FIRSTS

FIRST GP:.....02/22/2008 DET 0 AT CGY 1
FIRST ASST:.....02/26/2008 DET 3 AT EDM 4
FIRST GOAL:.....03/03/2009 DET 5 AT STL 0

MOSTS:

GOALS: 1 (27X).....12/20/2018 DET 4 AT CAR 1
ASSISTS: 2 (2X).....01/12/2019 DET 5 AT MIN 2
POINTS: 2 (8X).....01/12/2019 DET 5 AT MIN 2 (OG-2A)

MOST RECENTLY

SOG: 5 (4X).....03/10/2019 DET 1 AT FLA 6
PIM: 17 (2X).....10/13/2016 DET 4 AT TB 6
HAT TRICKS:.....NONE
MULTI-PT GAMES: 8.....01/12/2019 DET 5 AT MIN 2 (OG-2A)

LONGEST PERSONAL STREAKS:

GOALS: 1 (27X).....12/20/2018 DET 4 AT CAR 1 (1G)
ASSISTS: 3 (2X).....12/01/2015 12/05/2015 (3A)
PTS: 4 (1X).....01/20/2015 01/31/2015 (2G-2A)

CAREER STATS

REGULAR SEASON

PLAYOFFS (BOLD)

SEASON	CLUB	LEAGUE	GP	G	A	P	PM	GP	G	A	P	PM
2007-08	DETROIT	NHL	8	1	0	1	4	0	0	0	0	0
2008-09	DETROIT	NHL	19	1	3	4	15	22	4	4	8	25
2009-10	DETROIT	NHL	62	4	9	13	44	12	0	2	2	8
2010-11	DETROIT	NHL	74	3	12	15	87	11	1	2	3	4
2011-12	DETROIT	NHL	69	1	10	11	47	5	0	0	0	6
2012-13	DETROIT	NHL	45	3	10	13	29	14	0	3	3	2
2013-14	DETROIT	NHL	48	1	10	11	34	0	0	0	0	0
2014-15	DETROIT	NHL	82	3	12	15	70	7	0	4	4	8
2015-16	DETROIT	NHL	71	3	12	15	56	5	0	1	1	2
2016-17	DETROIT	NHL	51	1	8	9	63	0	0	0	0	0
2017-18	DETROIT	NHL	81	3	10	13	47	0	0	0	0	0
2018-19	DETROIT	NHL	52	3	2	5	35	0	0	0	0	0
DETROIT TOTALS			662	27	98	125	531	76	5	16	21	55
NHL TOTALS			662	27	98	125	531	76	5	16	21	55



73 ADAM ERNE

6-1 • 212 lbs., Left Wing, Shoots Left

Born: New Haven, Conn. – April 20, 1995

Last Amateur Club: Quebec Remparts (QMJHL)

BECAME A RED WING: Acquired in a trade with Tampa Bay on August 14, 2019

CAREER STATS VS. NHL

TEAM	GP	G	A	PTS	PIM
ANA	2	0	0	0	0
ARI	4	1	0	1	2
BOS	6	0	0	0	5
BUF	7	0	0	0	2
CGY	2	0	1	1	0
CAR	3	0	1	1	4
CHI	2	0	0	0	0
COL	0	0	0	0	0
CBJ	3	0	0	0	0
DAL	3	2	0	2	2
DET	4	0	0	0	7
EDM	2	0	0	0	0
FLA	5	1	0	1	4
L.A.	3	0	0	0	0
MIN	2	0	0	0	0
MTL	8	2	2	4	4
NSH	3	0	0	0	0
NJ	4	0	1	1	0
NYI	4	0	0	0	0
NYR	5	1	0	1	2
OTT	7	0	2	2	9
PHI	5	1	3	4	4
PIT	5	1	0	1	17
SJ	2	0	0	0	0
STL	2	0	0	0	0
TB	0	0	0	0	0
TOR	9	1	1	2	0
VAN	3	2	1	3	0
VOK	1	0	0	0	0
WSH	5	0	1	1	0
WPG	3	1	1	2	0
TOTAL	114	13	14	27	62

CAREER

Beginning his first season with the Red Wings and fourth NHL season... Acquired via trade by Detroit from Tampa Bay on Aug. 14, 2019... Skated in 114 games for Tampa Bay over parts of three seasons before being traded to Detroit, including 65 GP in 2018-19... Represented Team USA at the 2012 Hlinka Gretzky Cup and the 2015 IIHF World Junior Championship... 2015 Guy Lafleur Trophy winner, awarded to the QMJHL Playoffs Most Valuable Player... Spent the entire 2018-19 season at the NHL level, logging a career-best 20 points (7-13-20) along with 40 penalty minutes.

BY SEASON

2018-19: Suited up for 65 games with Tampa Bay, recording career highs in both goals (7) and assists (13)... Also set career highs in game-winning goals (3), hits (159) and blocked shots (26)... Compiled a point in three consecutive outings (1-2-3) from 10/16-10/30... Notched four multi-point outings, twice logging three in a game (11/17 at Philadelphia, 12/29 vs. Montreal)... Tallied two goals on 12/29 vs. Montreal... Registered a goal and an assist on 12/18 at Vancouver and 3/5 vs. Winnipeg... Played in his 100th career NHL game on 3/2 vs. Ottawa... Made his playoff debut in game one of the Eastern Conference Quarterfinals (April 10), seeing action in three games total... Missed seven games due to an illness, 11/29-12/10.

2017-18: Appeared in 23 games for Tampa Bay, notching three goals and an assist... Scored his first career game-winning goal in his first NHL appearance of the season on 2/8 vs. Vancouver... Tallied his first career assist on 3/20 vs. Toronto... Missed the final six games of the season due to a lower-body injury... Split the season with the AHL's Syracuse Crunch, posting 26 points (12-14-26) in 41 games played.

2016-17: Saw action in 26 games for Tampa Bay, making his NHL debut on 1/3 vs. Winnipeg... Registered three goals and 11 penalty minutes in his first season with an NHL club... Notched his first career goal on 3/3 at Pittsburgh... Found the back of the net twice on 4/2 vs. Dallas... Played 42 games for AHL's Syracuse Crunch, finishing sixth on the team in goals (14) while adding 15 assists... Skated in 22 Calder Cup Playoff games, finishing with 10 points (3-7-10).

2015-16: Logged 59 games for the AHL's Syracuse Crunch... First full professional season consisted of 14 goals, 15 assists and 74 penalty minutes... Led Crunch rookies in goals... Registered six power-play goals to rank fourth on the team.

2014-15: Skated in 60 games with the QMJHL's Quebec Remparts, pacing the

73 ADAM ERNE

CONTINUED

club in goals (41) while finishing second in assists (45), points (86) and penalty minutes (102)...Suited up in all 22 of the Remparts' playoff games, posting a team-high 30 points and 21 goals...His 21 goals led all players through the playoff run, and his 30 points trailed only Nikolaj Ehlers (31) en route to capturing the Guy Lafleur Trophy as playoff MVP

2013-14: Made first professional appearance on 4/4 to begin an eight-game stint with the AHL's Syracuse Crunch...Tallied four points (1-3-4) in that stretch...Played the bulk of the season with the Remparts, collecting 62 points (21-41-62) in 48 games, finishing second on the team in assists and points...Represented Team USA at the IIHF World Junior Championship, skating in five games and notching an assist.

2012-13: Played in 68 games with the Remparts, the highest total in his junior career...Posted a team-high 72 points (28-44-72)...Also led the club in assists (44) and penalty minutes (67)...Skated in 11 playoff games and tallied five goals and five assists for 10 points to tie for second on the team.

2011-12: Kick-started his major junior career with a 55-point season with the Remparts (28-27-55) in 64 games played...Ranked third on the team in goals...Finished second among the club's rookies for goals and points...Registered six points (2-4-6) in 11 playoff games.



2010-11: Saw his USHL debut with the Indiana Ice... Contributed 18 points (10-8-18) with 49 penalty minutes in 45 games...Pitched in one assist in three playoff games.

CAREER HIGHLIGHTS

FIRSTS

FIRST GP: 01/03/2017 TB 4 VS WPG 6
FIRST ASST: 03/20/2018 TB 4 VS TOR 3
FIRST GOAL: 03/03/2017 TB 2 AT PIT 5

MOSTS:

GOALS: 2 (2X) 12/29/2018 TB 6 VS MTL 5
ASSISTS: 2 (1X) 11/17/2018 TB 6 AT PHI 5
POINTS: 3 (2X) 12/29/2018 TB 6 VS MTL 5 (2G-1A)

MOST RECENTLY

SOG: 6 (1X) 03/06/2017 TB 0 VS NYR 1
PIM: 15 (1X) 02/09/2019 TB 5 VS PIT 4
HAT TRICKS: NONE
MULTI-PT GAMES: 5 03/05/2019 TB 5 VS WPG 2 (1G-1A)

LONGEST PERSONAL STREAKS:


GOALS: 1 (13X) 03/05/2019 TB 5 VS WPG 2 (1G)
ASSISTS: 2 (2X) 03/02/2019 03/05/2019 (2A)
PTS: 2 (2X) 03/02/2019 03/05/2019 (1G-2A)

CAREER STATS

REGULAR SEASON

PLAYOFFS (BOLD)

SEASON	CLUB	LEAGUE	GP	G	A	P	PM	GP	G	A	P	PM
2016-17	TAMPA BAY	NHL	26	3	0	3	11	0	0	0	0	0
2017-18	TAMPA BAY	NHL	23	3	1	4	11	0	0	0	0	0
2018-19	TAMPA BAY	NHL	65	7	13	20	40	3	0	0	0	2
DETROIT TOTALS			0	0	0	0	0	0	0	0	0	0
NHL TOTALS			114	13	14	27	62	3	0	0	0	2



51 VALTTERI FILPPULA

6-0 • 189 lbs., Center, Shoots Left
Born: Vantaa, Finland – March 20, 1984
Last Amateur Team: Jokerit (Finland)

BECAME A RED WING: Third round (95th overall) of the 2002 NHL Entry Draft...
 Re-acquired as a free agent on 7/1/19

CAREER STATS VS. NHL

TEAM	GP	G	A	PTS	PIM
ANA	36	7	9	16	16
ARI	34	7	11	18	12
BOS	26	4	3	7	2
BUF	29	5	12	17	10
CGY	35	8	12	20	10
CAR	26	4	12	16	10
CHI	49	9	14	23	26
COL	36	11	13	24	20
CBJ	61	9	16	25	26
DAL	33	4	13	17	10
DET	20	2	3	5	6
EDM	37	12	11	23	10
FLA	24	6	11	17	20
L.A.	37	9	10	19	10
MIN	38	5	14	19	10
MTL	23	3	7	10	6
NSH	51	10	17	27	10
NJ	28	4	10	14	6
NYI	21	6	6	12	2
NYR	23	4	17	21	10
OTT	28	7	6	13	10
PHI	20	3	12	15	4
PIT	28	7	10	17	4
SJ	35	4	12	16	16
STL	52	14	13	27	10
TB	10	1	3	4	4
TOR	25	4	5	9	10
VAN	36	8	18	26	8
VOK	4	0	0	0	0
WSH	26	6	6	12	8
WPG	17	2	3	5	4
TOTAL	948	185	309	494	310

CAREER

Beginning his second tour with Detroit, marking his ninth season with the Red Wings and his 16th NHL campaign...Signed a two-year contract with Detroit on July 1, 2019...2008 Stanley Cup champion with the Red Wings...The first Finnish-born player in franchise history...Represented Finland at the 2012 and 2017 IIHF World Championship and the 2016 World Cup of Hockey...Won a bronze medal with Finland at the 2010 Olympic Winter Games in Vancouver...Named a 2004 IIHF World Junior Championship tournament all-star...Approaching 1,000 NHL games, entering the 2018-19 campaign with 948 total between Detroit (483), Tampa Bay (292), Philadelphia (101) and NY Islanders (72).

BY SEASON

2018-19: Signed with the New York Islanders as a free agent and logged 72 games played, chipping in 31 points (17-14-31)...Ranked among New York's leaders with 17 goals (7th), 31 points (8th), a career-best plus-19 rating (6th), one shorthanded goal (T2nd), four game-winning goals (T3rd) and a 21.8 shooting percentage (1st)...Posted the NHL's best shooting percentage among players with more than 60 shots...Scored in each of his first two games with the Islanders (10/4 at Carolina and 10/6 vs. Nashville) and totaled six points (4-2-6) in his first six games with the team from 10/4-10/18...Posted a season-best three assists on 11/15 vs. NY Rangers, including his 300th NHL assist...Skated in his 900th NHL game on 11/29 at Boston...Netted his first career overtime winner on 1/15 vs. St. Louis...Notched a pair of two-goal games among his final eight games of the season, 3/7 at Ottawa and 4/6 at Washington...Skated in all eight postseason games for New York and tied for fifth on the club with four points (0-4-4).

2017-18: Appeared in 81 games for Philadelphia in his first full campaign with the Flyers...Notched 33 points (11-22-33)...Placed among team leaders with 22 assists (7th), 33 points (8th) and four game-winning goals (4th)...Picked up a two-goal game on 10/10 at Nashville to begin a three-game goal streak from 10/10-10/17...Played his 800th NHL game on 10/14 vs. Washington...Totaled five multi-point games...Appeared in six postseason games with the Flyers, tying for second on the team with three points (1-2-3).

2016-17: Split the season between the Tampa Bay Lightning and Philadelphia Flyers, combining for 42 points (12-30-42) and 26 penalty minutes in 79 games...Scored in each of his first two games for Tampa Bay, 10/13-10/15, with five points (3-2-5) in his first five games of the season...Logged six assists in a six-game span from 11/15-11/25...Reached 400 NHL points on 11/17 at

51 VALTTERI FILPPULA

CONTINUED



Buffalo...Matched a personal best with three assists on 12/14 at Calgary...Notched a season-best five-game point streak from 1/8-1/17, part of a stretch of eight assists in eight games from 1/8-1/24...Traded with a fourth-round pick in the 2017 NHL Entry Draft and a conditional seventh-round pick in the 2017 NHL Entry Draft by Tampa Bay to Philadelphia in exchange for Mark Streit on 3/1...Scored in his Flyers debut on 3/2 vs. Florida...Netted four goals in a five-game span, 3/26-4/2...Represented Finland on two occasions: scoring one goal in three games at the World Cup of Hockey and notching five points (2-3-5) at the IIHF World Championship, serving in each tournament as an alternate captain.

2015-16: Skated in 76 games in his third season with Tampa Bay and produced 31 points (8-23-31)...Ranked ninth on the team in points and sat first in faceoff percentage (52.0)...Began the season with points in three game (1-2-3) from 10/8-10/12...Authored a four-game point streak (1-4-5) from 12/28-1/5...Notched a three-point game (1-2-3) on 1/15 vs. Pittsburgh...Skated in his 700th NHL contest on 2/23 vs. Arizona...Appeared in all 17 of Tampa Bay's postseason games and contributed seven points (1-6-7)...Led the Lightning during the playoffs in faceoff percentage (52.2) and average TOI by a forward (20:45).

2014-15: Appeared in all 82 games for the first time in his NHL career...Ranked among Tampa Bay leaders with 12 goals (T8th), 36 assists (T3rd), 48 points (6th), 17 power-play points (T2nd), 19:01 average TOI (2nd among forwards) and a 52.4 faceoff percentage (1st)...Posted points in three-straight games to begin the season, 10/9-10/13...Tied a career best with three assists on 10/30 vs. Philadelphia...Skated in his 600th NHL game on 1/6 at Montreal...Logged three points (1-2-3) on 2/8 vs. Anaheim to begin a four-game point streak (1-5-6 from 2/8-2/15)...Made his second career appearance in the Stanley Cup Final as Chicago defeated Tampa Bay...Notched 14 points (4-10-14) in 26 playoff games to tie for sixth in Lightning postseason scoring.

2013-14: Established a career-high in goals (25) in his first season with Tampa Bay and posted the second-best point total of his NHL career (58)...Tied for second on the team in goals and ranked among team leaders with 33 assists (3rd), 58 points (3rd), six power-play goals (3rd), 20 power-play points (1st), a 19.1 shooting percentage (2nd), a 52.3 faceoff percentage (1st) and 19:59 average time on ice (6th, 4th among forwards)...Scored in his Tampa Bay debut on 10/3 at Boston...Posted four goals in his first five games with the team, including a two-goal game on 10/10 vs. Florida...Appeared in his 500th NHL

51 VALTTERI FILPPULA

CONTINUED

game on 11/11 at Boston...Racked up 16 points (5-11-16) during a Lightning season-best 12-game point streak from 3/8-3/30...Reached 300 NHL points on 3/17 vs. Vancouver...Tallied one assist in four postseason games.

2012-13: Appeared in 41 games with the Red Wings, tallying 17 points (9-8-17)...Posted a season-best four-game point streak from 2/24-3/16...Reached 250 NHL points on 4/22 vs. Phoenix...Scored his 100th NHL goal on 4/25 vs. Nashville...Logged 14 postseason games and registered six points (2-4-6)...Scored the game-winning goal in Game 7 of Detroit's second-round series, 5/12 vs. Anaheim...Skated for Jokerit Helsinki during the NHL lockout, posting 15 points (6-9-15) in 16 games.

2011-12: Skated in a then career-high 81 games for Detroit...Set then career-highs in goals (23), assists (43) and points (66)...His 66 points ranked third on the team behind only Henrik Zetterberg (69) and Pavel Datsyuk (67)...Finished with a career-high plus-18 rating...Skated in his 400th career NHL game on 1/7 at Toronto...Collected his 200th career NHL point (assist) on 1/3 at Dallas...Registered a career-high four points (1-3-4) on 1/21 vs. Columbus...Averaged 18:15 TOI in the regular season...Won 51.7% of his face-offs taken (193W-180L)...Scored one of Detroit's two shorthanded goals in 2011-12...Appeared in all five postseason games...Finished with two points (0-2-2) in the playoffs...Averaged 19:20 TOI in the playoffs.

2010-11: Played in 71 games for Detroit...Missed two games on 1/7 and 1/8 with a groin injury and 8 games from 2/9-2/24 with a lower body injury...Registered 39 points (16-23-39) and 22 penalty minutes...Notched career highs with four power-play goals and five game-winning goals...Played in his 300th career game on 11/3 at Calgary...Collected his 100th career assist on 4/10 at Chicago...Averaged 16:43 of ice time per game in the regular season...Won 51.5% of his 928 face-offs taken...Appeared in all 11 postseason games for Detroit...Tied for second on team in postseason scoring with eight points (2-6-8)...Registered six PIM and a plus-5 rating in the playoffs...Scored two postseason game-winning goals (Round One Game Three vs. Phoenix and Round Two Game Six vs. San Jose)...Averaged 17:47 of ice time in the postseason...Won 47.9% of face-offs taken in the playoffs.

2009-10: Finished the season with 11 goals and 24 assists for 35 points in 55 games...Missed 26 games from



10/31-12/23 due to a broken wrist...Averaged 18:14 of ice time during the regular season...Won 51.7% of his face-offs taken...Notched his 100th career NHL point when he assisted on Darren Helm's goal on 10/29 vs. Edmonton...Tied a career high when he tallied three points (2-1-3) on 3/24 vs. St. Louis...Fired a career-high seven shots on goal on 2/3 at Anaheim...Appeared in all 12 postseason games for Detroit...Finished with 9 points (4-5-9) during the 2010 Stanley Cup Playoffs...Averaged 18:34 of ice time during the postseason...Registered two postseason power-play goals...Played for his native Finland at the 2010 Winter Olympics in Vancouver and took home a bronze medal.

2008-09: Appeared in a career high 80 games...Established new career highs in assists (28), points (40), PIM (42) and shots on goal (129)...Played in his 200th career game on 1/17 at SJ...Averaged 16:06 of ice time in regular season...Had six multi-point games...Appeared in all 23 postseason games for Detroit...Tied for third on team in postseason scoring with 16 points (3-13-16)...Averaged 17:37 of ice time in postseason.

2007-08: Skated in 78 games for Detroit...Established career highs in goals (19), assists (17) and points (36)...Became the first Red Wing to attempt, and score on, two penalty shots in the same season since Steve Yzerman in

51 VALTTERI FILPPULA

CONTINUED

1992 (vs. Nashville on 12/10 and vs. Florida on 12/15)... Appeared in all 22 postseason games for Detroit... Registered 11 points (5-6-11) during the 2008 playoffs en route to winning his first career Stanley Cup championship.

2006-07: Appeared in 73 games in his rookie season... Led Detroit rookies in time on ice per game, averaging 11:15 per game... Scored his first NHL goal on 10/28 at St. Louis... Tallied his first goal at Joe Louis Arena on 12/31 vs. Los Angeles... Appeared in all 18 of Detroit's postseason games... Three goals and two assists in the postseason led Detroit rookies.

2005-06: Made his NHL debut 12/15 at Florida... Recorded his first NHL point (assist) 12/15 at Florida... Played his first season as a pro in North America with the Grand Rapids Griffins... Ranked fifth in scoring on the Griffins with 70 points (20-50-70)... Led the Griffins with seven goals in 16 playoff games... Among the AHL's leaders in assists (50)... Played for PlanetUSA in the 2006 AHL All-Star Classic.



2004-05: Played for Finland's Jokerit Helsinki and ranked third on the team in assists (20) and tied for fourth in points with 30.

2003-04: Played his first pro season in Finland with Jokerit Helsinki... Led Finland to a bronze medal at the IIHF World Junior Championship in Finland.

CAREER HIGHLIGHTS

FIRSTS

FIRST GP: 12/15/2005 DET 2 AT FLA 3
FIRST ASST: 12/15/2005 DET 2 AT FLA 3
FIRST GOAL: 10/28/2006 DET 3 AT STL 2

MOSTS:

GOALS: 2 (16X) 04/06/2019 NYI 3 AT WSH 0
ASSISTS: 3 (7X) 11/15/2018 NYI 7 VS NYR 5
POINTS: 4 (1X) 10/21/2011 DET 5 VS CBJ 2 (1G-3A)

MOST RECENTLY

SOG: 7 (1X) 02/03/2010 DET 1 AT ANA 3
PIM: 4 (12X) 11/01/2017 PHI 0 AT CHI 3
HAT TRICKS: NONE
MULTI-PT GAMES: 93 04/06/2019 NYI 3 AT WSH 0 (2G-0A)

LONGEST PERSONAL STREAKS:

GOALS: 3 (4X) 10/10/2017 10/17/2017 (4G)
ASSISTS: 4 (3X) 01/08/2017 01/16/2017 (4A)
PTS: 12 (1X) 03/08/2014 03/20/2014 (5G-11A)

CAREER STATS

REGULAR SEASON

PLAYOFFS (BOLD)

SEASON	CLUB	LEAGUE	GP	G	A	P	PM	GP	G	A	P	PM
2005-06	DETROIT	NHL	4	0	1	1	2	0	0	0	0	0
2006-07	DETROIT	NHL	73	10	7	17	20	18	3	2	5	2
2007-08	DETROIT	NHL	78	19	17	36	28	22	5	6	11	2
2008-09	DETROIT	NHL	80	12	28	40	42	23	3	13	16	8
2009-10	DETROIT	NHL	55	11	24	35	24	12	4	5	9	6
2010-11	DETROIT	NHL	71	16	23	39	22	11	2	6	8	6
2011-12	DETROIT	NHL	81	23	43	66	14	5	0	2	2	2
2012-13	DETROIT	NHL	41	9	8	17	6	14	2	4	6	4
2013-14	TAMPA BAY	NHL	75	25	33	58	20	4	0	1	1	0
2014-15	TAMPA BAY	NHL	82	12	36	48	24	26	4	10	14	4
2015-16	TAMPA BAY	NHL	76	8	23	31	46	17	1	6	7	0
2016-17	TAMPA BAY	NHL	59	7	27	34	24	0	0	0	0	0
2016-17	PHILADELPHIA	NHL	20	5	3	8	2	0	0	0	0	0
2017-18	PHILADELPHIA	NHL	81	11	22	33	20	6	1	2	3	2
2018-19	NY ISLANDERS	NHL	72	17	14	31	16	8	0	4	4	2
DETROIT TOTALS			483	100	151	251	158	105	19	38	57	30
NHL TOTALS			948	185	309	494	310	166	25	61	86	38



CAREER STATS VS. NHL

TEAM	GP	G	A	PTS	PM
ANA	12	1	2	3	6
ARI	10	4	0	4	0
BOS	21	2	0	2	2
BUF	22	3	4	7	4
CGY	11	1	0	1	2
CAR	14	0	4	4	2
CHI	11	1	2	3	6
COL	12	1	3	4	2
CBJ	18	1	1	2	8
DAL	10	0	3	3	6
DET	0	0	0	0	0
EDM	11	3	1	4	6
FLA	22	3	0	3	7
L.A.	12	0	2	2	4
MIN	11	0	0	0	2
MTL	22	3	5	8	12
NSH	10	2	2	4	4
NJ	14	1	2	3	13
NYI	17	3	1	4	6
NYR	16	1	2	3	4
OTT	19	1	5	6	10
PHI	17	1	2	3	4
PIT	14	3	2	5	6
SJ	11	1	3	4	8
STL	12	1	3	4	4
TB	23	2	2	4	10
TOR	24	1	3	4	6
VAN	12	0	1	1	6
VOK	4	2	0	2	0
WSH	17	1	2	3	8
WPG	11	2	0	2	2
TOTAL	440	45	57	102	160

41 LUKE GLENDENING

5-11 • 191 lbs. • Center • Shoots Right
Born: Grand Rapids, MI – April 28, 1989
Last Amateur Team: Michigan Wolverines (CCHA)

BECAME A RED WING: Signed as a free agent on July 5, 2013

CAREER

Entering his seventh NHL season and eighth professional season...Made men's national team debut with United States at 2019 IIHF World Championship...Signed to a four-year contract extension on July 14, 2016...2013 Calder Cup champion with the Grand Rapids Griffins...2012 CCHA Best Defensive Forward...2010 CCHA champion with the Michigan Wolverines...Attended East Grand Rapids High School in Grand Rapids, Mich...Made his NHL debut on October 12, 2013...Scored his first NHL goal on April 5, 2014.

BY SEASON

2018-19: Set a new career high in points with 23 (10-13-23) and committing a career-low 15 penalty minutes in 78 games with Red Wings...Reached double-digit goals for the second-straight season and third time in his career...Ranked among Detroit's leaders with 78 games played (2nd), 10 goals (T7th), 23 points (T10th), three shorthanded points (T2nd), 102 shots (9th), a 54.5 faceoff percentage (1st), 198 hits (1st) and 102 blocked shots (1st)...Scored twice in a three-game span, 11/13-11/17...Recorded his 50th career assist on 11/28 vs. St. Louis...Skated in his 400th NHL game on 12/23 at Toronto...Netted his third-career two-goal game on 1/22 at Edmonton...Reached 100 NHL points on 3/14 vs. Tampa Bay...Missed the final four games of the season due to injury...Made his national team debut with the United States at the IIHF World Championship in Slovakia, chipping in two assists in eight games.

2017-18: Posted his second-highest career point total (19) while establishing a career-low in penalty minutes (17) while appearing in 69 games for Detroit...Led the Red Wings and tied for fifth in the NHL with a 58.0 faceoff percentage...Ranked among the team's leaders with 10 goals (T9th), two shorthanded goals (T1st), three shorthanded points (T2nd), two game-winning goals (T5th), a 12.5 shooting percentage (2nd), 137 hits (2nd) and 83 blocked shots (6th)...Skated in his 300th NHL game on 10/18 at Toronto...Missed 12 games due to a lower body injury, 12/27-1/22...Logged his first-career multi-assist game, 1/23 vs. Philadelphia...Registered his second-career multi-goal game and reached double-digit goals for the second time in his career, 3/27 vs. Pittsburgh.

2016-17: Skated in 74 games with the Red Wings and registered 14 points (3-11-14) and 26 penalty minutes...Ranked among team leaders with 74 games played (8th), 11 assists (T10th), 150 hits (1st), 62 blocked shots (5th) and 19 takeaways (9th)...Established a new career best with a three-game assist streak from 10/17-10/21...Recorded his 50th career point on 10/26 vs. Carolina...Posted assists in back-to-back games from 12/15-12/17 and 1/7-1/10...Suffered an ankle injury on 3/27 at Carolina and missed the team's final seven games.

41 LUKE GLENDENING

CONTINUED



2015-16: Bested his offensive totals from 2014-15 and contributed 21 points (8-13-21) in 81 games for Detroit... Was Detroit's top faceoff winner (54.6%) and ranked second in hits (143) and tied for fourth in blocked shots (71)...Tied for fourth on the team with three game-winning goals...Matched a personal best with a two-game assist streak from 12/8-12/10 and again from 2/27-2/29...Missed one game due to illness on 12/28 at Minnesota, the first NHL game he had ever missed due to injury or illness... Picked up his third career multi-point game on 1/22 at Buffalo (1-1-2)...Reached 200 NHL games on 2/29 at Dallas...Scored in back-to-back games for the first time in his career from 3/17-3/19...Picked up one assist in five postseason games...Selected to represent his country for the first time at the 2016 IIHF World Championship in Russia but returned home prior to the start of the tournament due to an injury.

2014-15: Was one of five Red Wings to skate in all 82 regular-season games...More than doubled his rookie-season offensive totals with 18 points, including 12 goals after just one in 2013-14...Averaged the most shorthanded ice time of any NHL forward, and ranked second in the league in that category...Finished among Detroit's leaders with 12 goals (8th), a plus-five rating (17th), 34 penalty minutes (7th), 104 shots (8th), a 11.5 shooting percentage (5th), 147 hits (2nd), 73 blocked shots (5th), 26 takeaways

(5th) and a 51.9 faceoff percentage (3rd)...Posted his first NHL multi-point game on 11/14 vs. Chicago (1-1-2)... Skated in his 100th NHL game on 1/15 at St. Louis...Notched his first NHL two-goal game, including his first-ever game-winning goal, on 1/27 at Florida...Tied for fourth on the team in the postseason with three points (2-1-3) in seven first-round games.

2013-14: Skated in 56 games for Detroit as a rookie... Contributed seven points (1-6-7) and 22 penalty minutes... Finished fourth on the Red Wings with 92 hits and was second among forwards with 38 blocked shots...Made his NHL debut on 10/12 vs. Philadelphia...Recorded his first NHL point with an assist on 12/17 vs. Anaheim...Tallied assists in back-to-back games for the first time from 1/9-1/11... Scored his first NHL goal on 4/5 at Montreal (Carey Price)... Appeared in all five of Detroit's postseason games, scoring a goal and averaging 14:11 TOL...Also had 12 points (5-7-12) in 18 games with the Grand Rapids Griffins.

2012-13: Won the AHL's Calder Cup with the Grand Rapids Griffins, notching 26 points (8-18-26) in 50 regular-season games and 16 points (6-10-16) in 24 postseason games...Started the season with ECHL Toledo, tallying 21 points (14-7-21) in 27 games and earning a selection to the ECHL All-Star Game...Became the first-ever Greater Grand Rapids native to play for the Griffins and scored his

41 LUKE GLENDENING

CONTINUED

first goal on his first shot during his first game on 12/19 vs. Rochester...Shared the AHL postseason rookie scoring title with teammate Riley Sheahan and tied for sixth overall in playoff scoring.

2011-12: Recorded 21 points (10-11-21) in 41 games with the CCHA's Michigan Wolverines as a senior...Became the eighth player to ever captain Michigan in back-to-back seasons...Named the CCHA Best Defensive Forward...Registered his first collegiate hat trick on 10/13 vs. St. Lawrence...Signed a tryout with AHL Providence and made his professional debut on 4/13 vs. Bridgeport.

2010-11: Led Michigan to a CCHA regular-season championship and an appearance in the NCAA championship game, where it fell in overtime to Minnesota-Duluth...Recorded 18 points (8-10-18) in 44 games...Named MVP at the Great Lakes Invitational at Joe Louis Arena after scoring three goals during the tournament.

2009-10: Scored a collegiate career-high 21 points (7-14-21) in 45 games as a sophomore...Named an alternate captain for the Wolverines during the season.



2008-09: Made the Michigan Wolverines as a walk-on and contributed 10 points (6-4-10) in 35 games...Named CCHA Rookie of the Week on 2/14...Won Michigan's Alton D. Simms Award as team's most-improved player.

CAREER HIGHLIGHTS

FIRSTS

FIRST GP:.....10/12/2013 DET 5 VS PHI 2
FIRST ASST:.....12/17/2013 DET 2 VS ANA 5
FIRST GOAL:.....04/05/2014 DET 3 AT MTL 5

MOSTS:

GOALS: 2 (3X).....01/22/2019 DET 3 AT EDM 2
ASSISTS: 2 (1X).....01/23/2018 DET 2 VS PHI 3
POINTS: 2 (7X).....02/12/2019 DET 3 AT NSH 2 (1G-1A)

MOST RECENTLY

SOG: 6 (1X).....10/21/2016 DET 5 VS NSH 3
PIM: 5 (1X).....11/01/2018 DET 4 VS NJ 3
HAT TRICKS:.....NONE
MULTI-PT GAMES: 7.....02/12/2019 DET 3 AT NSH 2 (1G-1A)

LONGEST PERSONAL STREAKS:

GOALS: 2 (1X).....03/17/2016 03/19/2016 (2G)
ASSISTS: 3 (1X).....10/17/2016 10/21/2016 (3A)
PTS: 3 (1X).....10/17/2016 10/21/2016 (0G-3A)

CAREER STATS

REGULAR SEASON

PLAYOFFS (BOLD)

SEASON	CLUB	LEAGUE	GP	G	A	P	PM	GP	G	A	P	PM
2013-14	DETROIT	NHL	56	1	6	7	22	5	1	0	1	0
2014-15	DETROIT	NHL	82	12	6	18	34	7	2	1	3	8
2015-16	DETROIT	NHL	81	8	13	21	46	5	0	1	1	0
2016-17	DETROIT	NHL	74	3	11	14	26	0	0	0	0	0
2017-18	DETROIT	NHL	69	11	8	19	17	0	0	0	0	0
2018-19	DETROIT	NHL	78	10	13	23	15	0	0	0	0	0
DETROIT TOTALS			440	45	57	102	160	17	3	2	5	8
NHL TOTALS			440	45	57	102	160	17	3	2	5	8



25 MIKE GREEN

6-1 • 210 lbs. • Defense • Shoots Right
Born: Calgary, Alberta – October 12, 1985
Last Amateur Club: Saskatoon Blades (WHL)

BECAME A RED WING: Signed as a free agent on July 1, 2015

CAREER STATS VS. NHL

TEAM	GP	G	A	PTS	PIM
ANA	13	2	6	8	10
ARI	15	2	10	12	2
BOS	37	8	14	22	24
BUF	39	7	16	23	24
CGY	17	2	12	14	14
CAR	52	15	12	27	30
CHI	15	1	8	9	10
COL	15	1	1	2	8
CBJ	23	2	12	14	10
DAL	15	0	11	11	10
DET	9	4	6	10	10
EDM	16	3	6	9	18
FLA	51	6	17	23	48
L.A.	14	5	2	7	14
MIN	17	4	7	11	14
MTL	38	4	19	23	20
NSH	13	2	9	11	4
NJ	38	9	12	21	21
NYI	36	9	12	21	20
NYR	34	6	12	18	31
OTT	42	10	21	31	42
PHI	47	9	22	31	20
PIT	35	5	16	21	16
SJ	13	2	4	6	4
STL	12	2	8	10	8
TB	56	12	21	33	58
TOR	41	5	20	25	30
VAN	15	2	5	7	16
VOK	3	0	1	1	4
WSH	9	0	1	1	4
WPG	50	8	20	28	18
TOTAL	830	147	343	490	560

CAREER

Entering his 15th NHL season and fifth with the Red Wings...Two-time NHL First-Team All-Star and two time Norris Trophy runner-up (in 2008-09 and 2009-10)...2011 and 2018 NHL All-Star...2007 NHL YoungStars Game...2006 AHL Calder Cup champion with Hershey and All-Rookie Team...Won a silver medal in 2008 at the IIHF World Championship...Won a gold medal in 2003 at the IIHF World Under-18 Championship...Is the NHL's ninth-highest scoring defenseman since the 2007-08 season and one-of-three active defenseman to post 75-or-more points in one season (along with Brent Burns and Erik Karlsson).

BY SEASON

2018-19: Led Red Wings defensemen in scoring with 26 points (5-21-26) in 43 games, despite missing a team-high 39 games due to a virus...Also ranked among team leaders with 21 assists (8th), 26 points (9th), 21:41 average TOI (3rd) and 56 blocked shots (5th)...Registered assists in three-straight games from 10/28-11/1...Skated in his 800th NHL game on 11/23 at Washington...Registered his 20th career three-point game on 11/13 vs. Arizona (1-2-3)...Racked up 10 points (2-8-10) in an nine-game span from 11/13-11/28...Played his 250th game with Detroit on 2/17 vs. Philadelphia...Posted six multi-point games.

2017-18: Appeared in 66 games for Detroit and notched 33 points (8-25-33) to lead the team's defensemen in scoring for a third-straight year...Also placed among team leaders with 25 assists (3rd), 33 points (T6th), 13 power-play points (3rd), 132 shots (9th), 22:04 average time on ice (1st), 78 hits (7th) and 74 blocked shots (7th)...Became the first Red Wings defenseman to have a four-assist game since Niklas Kronwall (12/19/07 vs. Los Angeles), which included his 300th career assist on 10/5 vs. Minnesota...Recorded three multi-point games in his first four games of the season, 10/5-10/12...Reached 450 points on 12/19 at NY Islanders...Represented the Red Wings at the 2018 All-Star Game in Tampa, Fla., his second-career all-star appearance...Missed Detroit's final nine games due to neck surgery.

2016-17: Led Red Wings defensemen in points for the second-consecutive season with 36 (14-22-36) in 72 games...Ranked among team leaders with 14 goals (8th), 22 assists (5th), 36 points (6th), 40 penalty minutes (6th), two game-winning goals (3rd), 23:33 average TOI (1st) and 92 blocks (2nd)...Led all Red Wings defensemen in goals, assists, points, shots (125) and power-play points (10)...Played in his 700th NHL game on 2/18 at Vancouver...Recorded his first NHL hat trick on 10/17 vs. Ottawa...Named the NHL's 3rd star of the week on 10/24 after tallying five points (3-2-5) in four games...Scored his ninth career OT winner on 11/25 at New Jersey...Had six multi-point games.

25 MIKE GREEN

CONTINUED



2015-16: Led Red Wings defensemen in points in his first season with the team, tallying 35 points (7-28-35) in 74 games...Ranked third on the team with 28 assists, seventh with 35 points, sixth with 38 penalty minutes, fifth with five power-play goals, tied for second with 20 power-play points, 10th with 124 shots and third with 19:46 TOI...Picked up an assist in his Red Wings debut on 10/9 vs. Toronto...Scored his first goal with Detroit on 11/20 vs. Los Angeles...Scored in back-to-back games on 2/4-2/6...Had a season-high three assists on 3/8 at Columbus...Missed eight games due to injury...Produced six multi-point games...Recorded two points (1-1-2) in five postseason games.

2014-15: Hit the 10-goal plateau and produced 45 points (10-35-45) in 72 regular-season games with the Capitals...Finished fifth on the Capitals in scoring and was second among the team's defenseman...Led the team with a plus-15 rating...Racked up five points (2-3-5) in the Capitals' first five games...Produced 14 multi-point games...Became Washington's fifth-highest scoring defenseman on 2/1 vs. St. Louis, passing Larry Murphy with his 345th career point...Suited up in all of Washington's 14 playoff games and picked up two points (0-2-2) and 14 penalty minutes.

2013-14: Led Washington defensemen in points (38), ranked third among Capitals skaters in assists (29) and ranked second on the team in time on ice per game (22:43)

in 70 games for the club...Earned an assist and played in his 500th NHL game on 3/30 at Nashville...Recorded his second career three-assist game 3/2 vs. Philadelphia...Registered three points (2-1-3) and scored his 100th NHL goal as well as the overtime-winner on 1/28 at Buffalo...Tallied two assists, including his 200th NHL assist and 300th NHL point on 1/9 at Tampa Bay.

2012-13: Led NHL defensemen in goals (12) while producing 26 points (12-14-26) in 36 games with the Capitals...Ranked fourth on the Capitals in goals...Led Washington in TOI (24:51)...Scored a goal in four straight games through the 4/4 contest vs. NY Islanders...Had a two-goal game on 4/2 at Carolina...Led the team during four postseason games with two goals, 25:31 TOI and four points (tied)...Scored the overtime-winner in Game 2 of their first-round series vs. the NY Rangers.

2011-12: Missed 47 games due to injury and recorded seven points (3-4-7) in 32 games with the Capitals...Tied a career high with four points (2-2-4) on 10/22 vs. Detroit...Moved to second in Washington history with six overtime goals after scoring the game-winner on 10/8 vs. Carolina...Tied for the Capitals defenseman lead with four points (2-2-4) during 14 postseason games...Finished third on Washington in postseason TOI (23:45).

25 MIKE GREEN

CONTINUED

2010-11: Finished third on the Capitals with 24 points (8-16-24) from the blueline despite missing 33 games due to injury...Led the team in TOI (25:11)...Ranked sixth on the club with 100 hits...Served as an alternate captain at the NHL All-Star Game and recorded a pair of assists...Led the team in ice time in 38-of-49 games and played more than 30 minutes on six occasions...Began the playoffs with a five-game point streak (1-4-5)...Tallied six points (1-5-6) in eight playoff games.

2009-10: Runner-up for the Norris Trophy for the second year in a row after amassing 76 points (19-57-76) in 75 games...Named to the NHL First-All-Star Team, becoming the first player (along with Alex Ovechkin) to be an NHL First-Team All-Star since Wayne Gretzky and Paul Coffey did so in 1985 and 1986...One of three finalists for the NHL Foundation Award for community service efforts...Became the 13th defenseman (third active) with consecutive 70-point seasons and the seventh to do it before turning 25...Led NHL defensemen with 76 points, 56 assists, and 19 goals (career highs in points and assists)...His point total was the most by Capitals defenseman since 1992-93 (Kevin Hatcher, 79 points, 34g-45a)...Ranked second among NHL defensemen (trailing only Jeff Schultz) and third in the league at plus-39, the third-highest plus/minus rating in team history...Led NHL defensemen with 35 power-play points, 25 power-play assists, and 10 power-play goals...Registered career-high nine-game point streak from 10/12-11/1, recording 11 points (2-9-11)...Recorded his second nine-game point streak from 1/2-1/19, recording 12 points (3-9-12).

2008-09: Became the first defenseman to score 30 goals in a season since fellow Capital Kevin Hatcher scored 34 in 1992-93 with a 31-goal, 73-point season in 68 games played...Finished second in the voting for the Norris Trophy and was the top vote-getter among defensemen on the NHL First All-Star Team...Placed on the team in goals (31) and fourth in points (73) and assists (42)...Led all defensemen and ranked seventh in the NHL (minimum 20 GP) with 1.07 points per game...Offensive output ranked fourth in Capitals history for a defenseman...Became the seventh defenseman in NHL history to score 30 goals in a season and was the first to do it while playing fewer than 70 games...At 23, the youngest defenseman with 30 goals since Paul Coffey in 1983-84...His eight-game goal streak from 1/27-2/14 set an NHL record for a defenseman and matched the longest streak in the NHL since 1997-98 (Teemu Selanne,



11 games)...Finished 2nd on the team with a +24 rating...Led the team and ranked 7th in the league in ice time (25:45)...Placed fourth in the league with 18 power-play goals, setting the Capitals record (and finishing one shy of the NHL record) for power-play goals by a defenseman...Voted the league's top defenseman by a panel of reporters assembled by USA Today...Named to the Sporting News' All-NHL team by a vote of league coaches and executives...Finished second among all NHL players in February scoring (20 points in 13 GP) and was named the NHL's Second Star of the Month.

2007-08: Was one of four Capitals to play in every game...Led Capitals defensemen and finished third on the team and seventh among NHL defensemen in scoring with 56 points (18-38-56)...Paced NHL defensemen and ranked fourth on the team with 18 goals...Became the youngest defenseman to lead the NHL in goals in 25 years, since Paul Coffey, at age 22...With Alex Ovechkin, part of the first pair of teammates to lead the NHL in overall goals and goals by a defenseman since Mario Lemieux and Coffey in 1988-89...Named a Sporting News First-Team All-Star in a vote of his peers...Placed second on the team and third among NHL defensemen with 234 shots...Averaged team-high 23:38 TOI, including leading the team in ice time in 33 of the team's final 53 games...Tied for second with four game-winning goals...Established the Caps single-season record for OT goals (3) and the Caps career record for OT goals by a defenseman (3)...Shared the league lead in goals and points by a defenseman in the first round of the playoffs...Totaled seven points (3-4-7) in seven games during his first NHL postsea-

25 MIKE GREEN

CONTINUED

son...Represented Canada in the 2008 World Championship and led the tournament in scoring by a defenseman with 12 points (4-8-12)...Helped guide Canada to a second-place finish...Was named to the all-tournament team.

2006-07: Skated in 70 games during his first full NHL season and totaled 12 points (2-10-2)...Was the lone rookie defenseman on the Eastern Conference NHL YoungStars Team.

2005-06: Made his NHL debut on his 20th birthday, 10/12 at Carolina...Recorded his first career goal on 2/3 vs. Toronto...Named to the AHL All-Rookie Team for his efforts in Hershey, the first Capitals prospect ever to earn that honor...Led AHL rookie defensemen and ranked 11th among all AHL defensemen with 43 points (9-34-43) in 56 games Finished 7th on Hershey in scoring...Played all 21 games in Hershey's run to the Calder Cup...Recorded 18 points in the playoffs (3-15-18), which ranked 11th among AHL players, second among rookies and second among defensemen... Led Hershey defensemen in playoff scoring and was 4th on the team.



2004-05: Led all defensemen and finished in a 19th-place tie in the WHL in scoring with 66 points (15-52-66) for the Saskatoon Blades...Made the WHL East First All-Star Team... His 52 assists were tied for third in the league and his plus/minus rating of plus-36 was tied for fourth in the league.

CAREER HIGHLIGHTS

FIRSTS

FIRST GP: 10/12/2005 WSH 2 AT CAR 7
FIRST ASST: 03/04/2006 WSH 2 AT ATL 3
FIRST GOAL: 02/03/2006 WSH 4 VS TOR 1

MOSTS:

GOALS: 3 (1X) 10/17/2016 DET 5 VS OTT 1
ASSISTS: 4 (1X) 10/05/2017 DET 4 VS MIN 2
POINTS: 4 (4X) 10/05/2017 DET 4 VS MIN 2 (OG-4A)

MOST RECENTLY

SOG: 10 (1X) 03/24/2009 WSH 2 AT TOR 3
PIM: 18 (1X) 12/10/2013 WSH 6 VS TB 5
HAT TRICKS: 1 10/17/2016 DET 5 VS OTT 1 (3G)
MULTI-PT GAMES: 116 02/24/2019 DET 3 AT SJ 5 (1G-1A)

LONGEST PERSONAL STREAKS:

GOALS: 8 (1X) 01/27/2009 02/14/2009 (10G)
ASSISTS: 8 (1X) 10/15/2009 11/01/2009 (9A)
PTS: 9 (3X) 01/27/2010 03/04/2010 (3G-10A)

CAREER STATS

REGULAR SEASON

PLAYOFFS (BOLD)

SEASON	CLUB	LEAGUE	GP	G	A	P	PM	GP	G	A	P	PM
2005-06	WASHINGTON	NHL	22	1	2	3	18	0	0	0	0	0
2006-07	WASHINGTON	NHL	70	2	10	12	36	0	0	0	0	0
2007-08	WASHINGTON	NHL	82	18	38	56	62	7	3	4	7	15
2008-09	WASHINGTON	NHL	68	31	42	73	68	14	1	8	9	12
2009-10	WASHINGTON	NHL	75	19	57	76	54	7	0	3	3	12
2010-11	WASHINGTON	NHL	49	8	16	24	48	8	1	5	6	8
2011-12	WASHINGTON	NHL	32	3	4	7	12	14	2	2	4	10
2012-13	WASHINGTON	NHL	34	12	14	26	20	7	2	2	4	4
2013-14	WASHINGTON	NHL	70	9	29	38	64	0	0	0	0	0
2014-15	WASHINGTON	NHL	72	10	35	45	34	14	0	2	2	14
2015-16	DETROIT	NHL	74	7	28	35	38	5	1	1	2	10
2016-17	DETROIT	NHL	72	14	22	36	40	0	0	0	0	0
2017-18	DETROIT	NHL	66	8	25	33	38	0	0	0	0	0
2018-19	DETROIT	NHL	43	5	21	26	28	0	0	0	0	0
DETROIT TOTALS			255	34	96	130	144	5	1	1	2	10
NHL TOTALS			830	147	343	490	560	76	10	27	37	85



CAREER STATS VS. NHL

TEAM	GP	G	A	PTS	PIM
ANA	21	4	0	4	4
ARI	21	6	7	13	16
BOS	23	2	6	8	14
BUF	25	7	3	10	12
CGY	19	3	5	8	8
CAR	15	2	7	9	2
CHI	24	1	3	4	4
COL	22	4	6	10	6
CBJ	33	6	6	12	14
DAL	19	4	3	7	8
DET	0	0	0	0	0
EDM	23	4	7	11	2
FLA	20	1	4	5	14
L.A.	20	4	6	10	6
MIN	26	3	1	4	8
MTL	26	4	4	8	2
NSH	34	4	5	9	4
NJ	17	3	5	8	4
NYI	17	5	5	10	8
NYR	17	4	0	4	6
OTT	25	5	6	11	12
PHI	17	3	4	7	6
PIT	18	1	7	8	0
SJ	22	3	2	5	4
STL	25	2	6	8	4
TB	22	6	3	9	6
TOR	19	3	4	7	11
VAN	23	2	5	7	2
VGK	4	0	1	1	0
WSH	18	2	2	4	2
WPG	14	2	4	6	2
TOTAL	629	100	127	227	191

43 DARREN HELM

6-0 • 192 lbs. • Left Wing • Shoots Left

Born: St. Andrews, Manitoba – January 21, 1987

Last Amateur Club: Medicine Hat (WHL)

BECAME A RED WING: Fifth Round (132nd overall) in the 2005 NHL Entry Draft

CAREER

Entering his 13th professional season and 11th season with Detroit...Won his first Stanley Cup championship in 2008...Won a gold medal with Team Canada at the 2007 IIHF World Junior Championships...Won a WHL title with Medicine Hat in 2007...Named to the 2007 Memorial Cup All-Star Team...Has recorded 32 career multi-point games.

BY SEASON

2018-19: Recorded 17 points (7-10-17) in 61 games in his 10th full NHL campaign...Ranked among Detroit's statistical leaders with seven goals (T10th), one shorthanded goal (T2nd), four shorthanded points (1st), 107 shots (8th) and 33 takeaways (4th)...Tallied his first goal of the season on 10/8 at Anaheim...Missed 21 games due to a shoulder injury, 11/21-12/31...Scored in his return from injury on 1/2 vs. Calgary...Registered a goal in his 600th NHL game on 2/2 at Ottawa...Reached 100 NHL goals on 3/14 vs. Tampa Bay.

2017-18: Logged 75 games with Detroit and contributed 31 points (13-18-31), his third-highest career point total...Ranked among the Red Wings' leaders with 13 goals (T7th), 18 assists (8th), 31 points (9th), 39 penalty minutes (T6th), two shorthanded goals (T1st), four shorthanded points (T1st), 141 shots (6th), 131 hits (4th) and 38 takeaways (T4th)...Recorded his 100th NHL assist on 10/12 at Arizona...Appeared in his 500th NHL game on 10/18 at Toronto...Became Detroit's active career leader in shorthanded goals after becoming the 13th player in franchise history to reach double-digit shorthanded goals on 10/20 vs. Washington...Set a Red Wings season-high with 10 hits on 12/2 at Montreal...Matched a career single-game best with three points (1-2-3) on 2/2 at Carolina during a stretch of five points (1-4-5) in two games, 2/2-2/3...Reached 200 points on 2/17 at Nashville.

2016-17: Appeared in 50 games for the Red Wings, tallying 17 points (8-9-17) and 20 penalty minutes...Picked up four points (3-1-4) in his first three games of the season, 10/13-10/17...Tallied two goals, including the game-winning goal, during the team's home opener on 10/17 vs. Ottawa...Missed 32 games due to injury from 11/15-1/18 and 3/20-3/26.

2015-16: Skated in 77 games for Detroit and notched 26 points (13-13-26) and 32 penalty minutes...Ranked among team leaders with 77 games played (9th), 13 goals (T7th), 26 points (T9th), 165 shots (T4th) and 115 hits (4th)...Missed the first four games of the season due to injury...Scored his first goal of the season during the first of six multi-point games on 12/3 vs. Arizona...Notched two goals, including the game-winner, on 12/10 vs. Montreal...Skated in

43 DARREN HELM

CONTINUED



his 400th NHL game on 12/31 vs. Pittsburgh...Set a career best for shots on goal with nine on 2/12 vs. Colorado...Also scored twice on 2/14 vs. Boston and 3/12 vs. NY Rangers... Scored once in five postseason games with Detroit.

2014-15: Enjoyed a career-best season, setting new highs in goals (15) and points (33) while missing just seven games after missing 87 games due to injury over the past two seasons...Scored two of Detroit's three short-handed goals, tying for 14th in the NHL in that category... Ranked among team leaders with 15 goals (6th), 18 assists (9th), 33 points (8th), a +7 rating (4th), three power-play goals (T10th), 160 shots (5th), 132 hits (3rd), 33 takeaways (4th) and a 53.0 faceoff percentage (2nd)...Skated in his 300th NHL game on 10/19 at Washington...Notched a pair of two-goal games on 12/4 vs. Dallas and 12/31 vs. New Jersey...Scored his 50th career goal on 12/31 vs. New Jersey...Ended the season on a four-game point streak from 4/5-4/11, matching the longest of his career...Tallied three assists in Detroit's first-round playoff series against Tampa Bay.

2013-14: Matched a career high with 12 goals and produced 20 points despite being limited to 42 regular season games...Scored two of Detroit's three shorthanded goals...

Tied for fourth on the team with three game-winning goals and ranked sixth with 147 shots on goal...Placed eighth on the club with 73 hits...Tallied the game-winning goal in his season debut on 11/2 at Edmonton...Scored in three-straight games from 11/21-11/24 and notched six goals over a seven-game span from 11/16-11/29...Was a season-best +4 and scored twice, including the game-winning goal, on 11/29 at NY Islanders...Notched first-ever professional hat trick on 3/29 at Toronto...Matched a personal best with a three-game point streak from 3/27-3/30...Recorded one assist in five playoff games.

2012-13: Limited to just one game for Detroit due to a back injury...Logged 12:27 TOI and recorded two penalty minutes in his season debut on 1/25 vs. Minnesota...Did not return for the postseason.

2011-12: Skated in 68 games for Detroit...Missed four games with a lower body injury (12/30-1/7)...Missed the final 10 games of regular season with a knee injury suffered 3/17 at San Jose...Finished the season with 26 points (9-17-26)...Appeared in his 200th career game on 11/23 vs. Calgary...Notched a career-high three points (1-2-3) on 2/23 vs. Vancouver...Dished out a season-high six hits on 1/23 vs. St. Louis...Finished second among Detroit

43 DARREN HELM

CONTINUED



forwards with 97 hits...Won 51.9% of face-offs taken (403W-374L)...Returned from his knee injury for Detroit's first round playoff series vs. Nashville but played just 3:08 in Game One before suffering a season-ending laceration to his right forearm.

2010-11: Appeared in all 82 games for Detroit, a career high, and just one of two players to do so (Lidstrom)...Registered career highs in goals (12), assists (20), points (32), plus-minus (+9) and shots (177)...Averaged 13:18 of ice time per game during the regular season...Finished third among Detroit forwards with 128 hits...Won 52.6% of his 938 face-offs taken...Played in his 100th career game 10/9 at Chicago...Named the Red Wings' Carhartt Hardest Working Player of the Month for March...Appeared in all 11 postseason games...Registered six playoff points (3-3-6)...Scored the game-winning goal in Round Two Game Four vs. San Jose...Averaged 13:28 of ice time in the postseason...Finished the playoffs with a +1 rating...Tied for the team lead with 28 postseason hits.

2009-10: Appeared in a career-high 75 games for Detroit...Registered career highs with 11 goals, 13 assists, 24 points and 18 PIM...Led Detroit with three shorthanded goals...Notched two shorthanded goals on 12/31 vs. Colorado, his first career multi-goal game...Led all

Detroit forward with 187 hits...Scored his first career regular season goal on 10/29 at Edmonton...Three of his 11 goals were game-winning goals...Won 51.1% of his face-offs taken during the regular season...Averaged 14:29 of ice time during the regular season...Appeared in all 12 postseason games for Detroit...Registered his only point of the postseason when he scored in Round One Game Six vs. Phoenix...Averaged 13:56 of ice time during the postseason.

2008-09: Appeared in a career-high 16 regular season games for Detroit...Recorded his first career NHL regular season point (assist) on 2/15 vs. Colorado...Averaged 12:25 of ice time in regular season...Appeared in all 23 postseason games for Detroit...Recorded five points (4-1-5) during 2009 postseason...Scored series-clinching OT goal vs. Chicago in Game Five of the Western Conference Finals...Averaged 12:05 of ice time during postseason...Led Detroit and the NHL with 118 postseason hits...Appeared in 55 games for Grand Rapids (AHL)...Registered 37 points (13-24-37) for the Griffins...Notched four power-play goals and three shorthanded goals in Grand Rapids.

2007-08: Appeared in seven regular season games with Detroit...Made his NHL debut vs. Dallas 3/13, playing 7:00 and finishing 'even'...Did not register a point in seven regu-

43 DARREN HELM

CONTINUED

lar season games...Suffered SC sprain early in Red Wings' training camp and missed entire preseason...Appeared in 18 postseason games for Detroit...Made his NHL postseason debut in Round One Game Five vs. Nashville after being a healthy scratch for the first four games...Notched his first career postseason point (assist) in Round 1 Game 6 vs. Nashville...Finished the postseason with 2 goals, 2 assists and a +2 rating...Averaged 7:30 time on ice per postseason game...Won his first Stanley Cup championship...Appeared in 67 AHL games with Grand Rapids, registering 16-15-31...Finished third on the Griffins with 181 shots on goal.

2006-07: Appeared in 59 games for the Medicine Hat Tigers of the Western Hockey League...Finished with 64 points on 25 goals and a career-high 39 assists....Led the Tigers in postseason scoring with 10 goals and 22 points (finished second in WHL)....Selected to Memorial Cup All-Star Team....Won a gold medal with Team Canada at the 2007 World Junior Championship in Sweden.



CAREER HIGHLIGHTS

FIRSTS

FIRST GP: 03/13/2008 DET 5 VS DAL 3
FIRST ASST: 02/15/2009 DET 5 VS COL 6
FIRST GOAL: 10/29/2009 DET 5 AT EDM 6

MOSTS:

GOALS: 3 (1X) 03/29/2014 DET 4 AT TOR 2
ASSISTS: 2 (9X) 03/27/2018 DET 5 VS PIT 2
POINTS: 3 (4X) 03/27/2018 DET 5 VS PIT 2 (1G-2A)

MOST RECENTLY

SOG: 9 (1X) 02/12/2016 DET 2 VS COL 3
PIM: 7 (1X) 03/24/2018 DET 3 AT TOR 4
HAT TRICKS: 1 03/29/2014 DET 4 AT TOR 2 (3G)
MULTI-PT GAMES: 32 03/27/2018 DET 5 VS PIT 2 (1G-2A)

LONGEST PERSONAL STREAKS:

GOALS: 3 (1X) 11/21/2013 11/24/2013 (3G)
ASSISTS: 4 (1X) 01/25/2012 02/04/2012 (4A)
PTS: 4 (2X) 04/05/2015 04/11/2015 (2G-2A)

CAREER STATS

REGULAR SEASON

PLAYOFFS (BOLD)

SEASON	CLUB	LEAGUE	GP	G	A	P	PM	GP	G	A	P	PM
2007-08	DETROIT	NHL	7	0	0	0	2	18	2	2	4	2
2008-09	DETROIT	NHL	16	0	1	1	4	23	4	1	5	4
2009-10	DETROIT	NHL	75	11	13	24	18	12	1	0	1	4
2010-11	DETROIT	NHL	82	12	20	32	16	11	3	3	6	8
2011-12	DETROIT	NHL	68	9	17	26	12	1	0	0	0	0
2012-13	DETROIT	NHL	1	0	0	0	2	0	0	0	0	0
2013-14	DETROIT	NHL	42	12	8	20	14	5	0	1	1	0
2014-15	DETROIT	NHL	75	15	18	33	12	7	0	3	3	4
2015-16	DETROIT	NHL	77	13	13	26	32	5	1	0	1	6
2016-17	DETROIT	NHL	50	8	9	17	20	0	0	0	0	0
2017-18	DETROIT	NHL	75	13	18	31	39	0	0	0	0	0
2018-19	DETROIT	NHL	61	7	10	17	20	0	0	0	0	0
DETROIT TOTALS			629	100	127	227	191	82	11	10	21	28
NHL TOTALS			629	100	127	227	191	82	11	10	21	28



35 JIMMY HOWARD

6-1 • 218 lbs. • Goaltender • Catches Left

Born: Syracuse, NY – March 26, 1984

Last Amateur Club: University of Maine
(Hockey East – NCAA)

BECAME A RED WING: Second round (64th overall) in 2003 NHL Entry Draft.



CAREER

Entering his 15th professional season and his 11th full season with Detroit...Three-time NHL All-Star, playing in 2012 and 2019 and missing due to injury in 2014...First Red Wings goaltender in franchise history to win 35-or-more game in his first three full seasons with the team...Finalist for the 2010 Calder Trophy as the NHL's Rookie of the Year...Selected to the NHL All-Rookie Team in 2009-10...Named the 2009-10 Detroit Red Wings Rookie of the Year by the Detroit Sports Broadcasters Association...Member of the American Hockey League All-Rookie Team in 2005-06 while playing for the Grand Rapids Griffins...Holds the University of Maine school records for best single-season and career goals-against average and save percentage...Won a Gold Medal with Team USA at the 2002 IIHF World U-18 Championship in Slovakia...Represented the United States at the 2012 and 2017 IIHF World Championships and at the 2014 Olympics...Signed a six-year contract extension on April 16, 2013.

CAREER STATS VS. NHL

TEAM	GP	W	L	OTL	SA	GA	SV	SV%	GAA	MIN	SO
ANA	20	11	6	3	595	44	551	.926	2.20	1202	3
ARI	20	12	5	3	635	50	585	.921	2.46	1221	1
BOS	18	8	6	3	554	42	512	.924	2.52	1000	0
BUF	18	11	3	3	475	36	439	.924	2.09	1035	1
CGY	19	9	9	1	532	56	476	.895	2.95	1138	0
CAR	10	4	6	0	311	25	286	.920	2.52	595	0
CHI	24	7	9	5	627	63	564	.900	2.92	1294	0
COL	15	8	3	3	402	37	365	.908	2.56	866	0
CBJ	29	13	6	6	771	58	713	.925	2.16	1612	3
DAL	19	9	7	2	548	47	501	.914	2.52	1119	1
DET	0	0	0	0	0	0	0	.000	0.00	0	0
EDM	19	14	3	2	514	40	474	.922	2.12	1134	2
FLA	15	6	4	4	453	39	414	.914	2.61	895	0
L.A.	20	11	9	0	652	49	603	.925	2.46	1196	0
MIN	22	15	4	3	541	49	492	.909	2.19	1343	1
MTL	17	4	10	2	408	58	350	.858	4.03	864	0
NSH	22	11	8	1	586	49	537	.916	2.38	1234	3
NJ	13	5	3	2	250	24	226	.904	2.39	603	0
NYI	7	1	4	1	157	15	142	.904	2.72	330	1
NYR	16	10	3	3	561	29	532	.948	1.77	984	0
OTT	18	10	8	0	547	41	506	.925	2.38	1033	1
PHI	12	5	5	1	343	36	307	.895	3.23	669	1
PIT	15	7	3	1	431	33	398	.923	2.60	761	0
SJ	18	5	8	4	496	47	449	.905	2.79	1010	2
STL	25	14	9	2	718	64	654	.911	2.66	1445	1
TB	17	5	8	3	498	43	455	.914	2.72	950	1
TOR	16	7	5	2	388	38	350	.902	2.51	908	1
VAN	25	15	7	3	746	61	685	.918	2.48	1474	1
VGK	3	1	2	0	94	10	84	.894	3.37	178	0
WSH	13	4	4	3	334	33	301	.901	2.80	707	0
WPG	11	2	6	2	329	31	298	.906	3.21	579	0
TOTAL	516	244	173	68	14496	1247	13249	.914	2.55	29383	24

35 JIMMY HOWARD

CONTINUED



BY SEASON

2018-19: Logged 55 games with Detroit, marking his seventh season of 50-or-more appearances...Posted a 23-22-5 record, 3.07 goals-against average and 0.909 save percentage...Authored two five-game win streaks (10/30-11/13 and 3/19-4/2), marking his longest consecutive-win streak since 2013...Posted six games with 40-or-more saves...Suffered just one regulation loss over a 10-game span from 10/30-11/28 (7-1-1)...Became the 71 goaltender in NHL history to reach 500 games played in a 40-save victory on 2/14 vs. Ottawa...Shared a shutout with Jonathan Bernier on 3/29 vs. New Jersey...Stopped a season-high 43 saves on 4/4 at Pittsburgh...Represented Detroit at the 2019 NHL All-Star Game, marking his second All-Star appearance and third selection...Jumped from ninth to seventh in games played by an American netminder during the season, passing Guy Hebert and Frank Brimsek.

2017-18: Played in 60 games for the Red Wings, marking his third season with 60-or-more games played and first since 2010-11...Won his season debut and the first-ever game at Little Caesars Arena on 10/5 vs. Minnesota, which was his 200th career win...Earned victories in each of his first three starts from 10/5-10/12...Made a season-high 44 saves in a shootout win on 10/28 at Florida...Won four straight games from 12/29-1/5 and registered at least 37 saves in three of those four appearances...Played in his 450th NHL game on 3/4 at Minnesota...Posted his first

shutout of the season on 3/31 vs. Ottawa (31 saves)...Moved from 12th to 9th all-time in games played by an American-born goaltender throughout the season, passing Chris Terreri, Jon Casey and Tim Thomas, and also passed Thomas in wins to move into eight among American netminders in wins (221).

2016-17: Appeared in 26 games with the Red Wings and posted a 10-11-1 record, 2.10 goals-against average, 0.927 save percentage and one shutout...Finished third in the NHL in goals-against average and second in save percentage, among qualifying netminders...Posted a 30-save shutout on 10/22 vs. San Jose...Recorded a season-high 36 saves on 10/29 vs. Boston...Did not surrender more than two goals in his first six starts (10/19-11/10)...Moved into 12th place in NHL history in games played by an American-born goalie on 3/18 vs. Colorado...Missed 37 games due to injury from 11/26-12/6 and 12/23-3/8...Reached 400 NHL games on 4/4 at Ottawa.

2015-16: Made 37 appearances for Detroit with a 14-14-5 record, 2.80 goals-against average, 0.906 save percentage and two shutouts...Posted a shutout in Detroit's season opener, making 22 saves on 10/9 vs. Toronto...Won a season-best four consecutive appearances from 11/16-12/3...Appeared in his 350th NHL game on 12/3 vs. Arizona...Made a season-high 39 saves on 2/29 vs. Dallas...Blanked Philadelphia with 30 saves on 4/6...Won four straight starts from 3/28-4/6 to help Detroit secure its 25th

35 JIMMY HOWARD

CONTINUED



consecutive postseason berth...Started Detroit's first two playoff games, owning a 3.59 goals-against average and a 0.891 save percentage.

2014-15: Started 50 games for Detroit and appeared in 53 total games, sporting a 23-13-11 record, a 2.44 goals-against average, a 0.910 save percentage and two shutouts...Was Detroit's lone selection to the NHL All-Star Game, but did not play due to a groin injury...Ranked 22nd in the league with 23 wins and 24th with a 2.44 goals-against average...Did not suffer a regulation loss over a seven-game stretch from 10/15-11/2...Became the sixth Red Wings goalie to play in 300 games on 11/18 at Columbus, recording a 28-save shutout...Made a season-high 40 saves on 12/29 at Boston...Stopped 39-of-40 shots in a 2-1 win on 3/4 vs. NY Rangers...Missed a month due to injury after suffering a groin injury on 1/10 at Washington.

2013-14: Appeared in 51 games for Detroit, posting a 21-19-11 record, a 2.66 goals against average, a .910 save percentage and two shutouts...Posted a 27-save shutout on 10/21 vs. San Jose and a 29-save shutout on 11/29 at NY Islanders...Saw 45+ shots in three-of-four starts from 1/4-1/16...Made a season-high 47 saves on 1/16 at NY Rangers...Shared a shutout with Jonas Gustavsson on 2/3 vs. Vancouver (16 saves)...Recorded his 150th NHL win on 4/2 vs. Boston...Finished the season with a 4-1 record, a 2.00 goals against average and a .924 save percentage in his last five regular-season games...Started three

postseason games for Detroit, sporting a 2.02 goals against average and a .931 save percentage...Recorded his third career playoff shutout with 25 saves on 4/18 at Boston...Represented the United States at the 2014 Olympic Games in Sochi, Russia, but did not see game action.

2012-13: Started 42 of Detroit's 48 games...Posted a 21-13-7 record with a 2.13 goals against average and a .923 save percentage...Ranked among the NHL's top goaltenders with 42 games played (5th), 21 wins (T-7th), 1,042 saves (T-5th), a 2.13 goals against average (9th), a .923 save percentage (T-9th) and five shutouts (T-1st)...Tied a career best with a 2.13 goals against average...Stopped a league-high three penalty shots...Made his 200th appearance with Detroit on 2/2 at Columbus...Posted his second-highest career shutout total (5) despite a shortened season...Helped Detroit clinch a playoff berth by winning his final four regular-season starts, 4/22-4/27 (two shutouts)...Started all 14 playoff games for Detroit...Finished the postseason with a 7-7-2, a 2.44 goals against average and a .924 save percentage...Earned his second career postseason shutout with 28 saves in Game 4 of the Western Conference Semifinals vs. Chicago.

2011-12: Started 57 games for Detroit...Missed 15 games due to a broken finger and groin injuries...Finished the season with a 35-17-4 record...Became the first Red Wings goaltender in franchise history to win 35-or-more games in his first three full seasons with the team...Posted

35 JIMMY HOWARD

CONTINUED

a career-best 2.13 goals-against average and a .920 save percentage...Appeared in his first NHL All-Star Game, starting for Team Chara on January 29 at Scotiabank Place in Ottawa...Notched the 100th victory of his career on 1/12 vs. Phoenix...Started all five postseason games for the Red Wings...Finished with a 1-4 record, 2.64 goals-against average and .888 save percentage.

2010-11: Started 63 games for Detroit...Missed five games due to injury: 10/28 and 10/30 – back, 1/15 – knee, 3/28 and 3/30 – shoulder...Finished with a 37-17-5 record (37 wins tied for third NHL and tied a career-high)...Posted a 2.79 goals-against average and a .908 save percentage...Made a season-high 45 saves in a 3-2 win over the NY Rangers on 2/7 ...Faced 1,830 shots on goal (allowed 168 goals)...Recorded two shutouts on 10/8 vs. Anaheim and 12/3 at Anaheim... Re-signed to a new two-year deal on 2/28...Starred all 11 postseason games for Detroit...Finished with a 7-4 record, a 2.50 goals-against average (ninth NHL) and a .923 save percentage (eighth NHL).

2009-10: Appeared in 63 games for Detroit and started 61...Finished with a 37-15-10 record (37 wins tied for eighth NHL)...Finished fifth in the NHL with a 2.26 goals-against average...His .924 save percentage ranked fourth in the NHL...Nominated for the Calder Trophy as the NHL's Rookie of the Year...Recorded his first career shutout on 12/17 vs. Tampa Bay...Finished the season with three shutouts...Made a career high 51 saves 1/7 at Los Angeles (2-1 win)...Became just the fourth goaltender in Red Wings history to win 30-or-more games in his rookie season (Sawchuk, Crazier, Hall)...Started 25 consecutive games from 1/29 through 4/4, the longest streak by a Detroit goaltender since Tim Cheveldae (29) in 1991-92 and longest by a rookie Detroit goaltender since Connie Dion (26) in 1943-44...Named the NHL's Second Star of the Week from 3/22-3/28 posting a 4-0-0 record, 1.22 GAA, .958 SV% and one shutout...Named by Detroit's coaching staff as the 'Carhartt Hardest Working Player of the Month' for the month of March posting a 12-2-1 record, 2.24 GAA, .923 SV% and one shutout...Named the NHL's Second Star of the month for March...Named the NHL's Rookie of the Month for the month of March...Started all 12 postseason games for Detroit...Finished with a 5-7 record in the postseason, a 2.75 GAA, .915 SV% and one shutout.

2008-09: Appeared in one game for the Red Wings, stopping 24 shots in a loss at Minnesota 2/21...Recalled



on 5/8 and was a Black Ace during the 2009 playoffs... Played in 45 games with the Grand Rapids Griffins, posting a 21-18-4 record with a 2.54 GAA, a .916 SV%, and four shutouts...Appeared in 10 games during the 2009 Calder Cup playoffs, sporting a 4-6-0 record with a 2.41 GAA and .900 SV%...Grand Rapids Griffins' recipient of the AHL's Man of the Year award.

2007-08: Played in four games with the Red Wings in February...Posted a 0-2-0 record with a 2.13 GAA and .926 SV%...Recalled on 4/12 and was a Black Ace during the 2008 NHL playoffs...Played 54 games in Grand Rapids, earning a 21-28-2 record with a 2.83 GAA, .907 SV%, and two shutouts...Named AHL Goaltender of the Month (Dec.)... AHL PlanetUSA All-Star Team...Grand Rapids Griffins' recipient of the AHL's Man of the Year award.

2006-07: Appeared in 49 games with the Griffins... Posted a 21-21-3 record with a 2.70 GAA and .911 SV%, matching a franchise record six shutouts...Played in seven playoff games, earning a 3-4 record...Finished fifth among AHL goaltenders in save percentage (.927) and fourth in goals-against average (1.93) in the 2007 Calder Cup playoffs.

2005-06: Played in four games with the Red Wings... Made his NHL debut 11/28 vs. Los Angeles, stopping a penalty shot among a total of 22 shots to earn his first career victory...Became the only NHL netminder to face a penalty shot in each of his first two career NHL games... Posted a 1-2 record with a 2.99 GAA and .904 SV%...Made

35 JIMMY HOWARD

CONTINUED

his AHL debut...Played in 38 games for the Griffins, sporting a 27-6-2 record...Registered a personal 12-game winning streak (2/25-3/31)...Recorded a 2.58 GAA, .910 SV%, and two shutouts...Appeared in 13 games during the AHL playoffs...Posted a 5-7 record with a 3.46 GAA and .885 SV%...Named to AHL All-Rookie Team, becoming the first Griffin player to do so...AHL PlanetUSA All-Star Team...AHL Goaltender of the Month (March).

2004-05: Appeared in 39 games for the University of Maine...Posted a 19-13-7 record with a 1.92 GAA, six shutouts, and .924 save percentage...Named University of Maine MVP...Hockey East all-conference honorable mention.

2003-04: Played in 23 games with the Maine Black Bears...Posted a 14-4-3 record, setting a school record with six shutouts...Set NCAA record for save percentage (.956) and goals-against average (1.19)...Made 63 saves in 2-1 triple-overtime win over Massachusetts in Hockey East championship...Named Hockey East First-Team All-



Star...NCAA East Second-Team All-American...Hockey East Championship Tournament MVP.

CAREER HIGHLIGHTS

FIRSTS

FIRST GP: 11/28/2005 DET 5 AT LA 2
FIRST WIN: 11/28/2005 DET 5 AT LA 2
FIRST SHUTOUT: 12/17/2009 DET 3 VS TB 0

MOSTS:

SHOTS FACED: 52 (1X) 01/07/2010 DET 2 AT LA 1
SAVES: 51 (1X) 01/07/2010 DET 2 AT LA 1
GA: 7 (1X) 03/31/2018 DET 2 AT PHI 7
CAREER SHUTOUTS: 24 03/31/2018 DET 2 VS OTT 0

MOST RECENTLY

LONGEST PERSONAL STREAKS:


LONGEST WIN STREAK: 7 (2X) 11/19/2011-12/02/2011
STREAK W/OUT REG LOSS: 22 (1X) 03/11/2010-11/05/2010 (19-0-3)
LONGEST LOSING STREAK: 7 (1X) 12/01/2005-10/27/2009
LONGEST WINLESS STREAK: 9 (1X) 12/08/2015-02/21/2016 (0-5-4)

CAREER STATS

REGULAR SEASON

PLAYOFFS (BOLD)

SEASON	CLUB	LEAGUE	GP	W	L	OT	SHO	GA	GAA	GP	W	L	SHO	GA	GAA
2005-06	DETROIT	NHL	4	1	2	0	0	10	2.99	0	0	0	0	0	-
2007-08	DETROIT	NHL	4	0	2	0	0	7	2.13	0	0	0	0	0	-
2008-09	DETROIT	NHL	1	0	1	0	0	4	4.07	0	0	0	0	0	-
2009-10	DETROIT	NHL	63	37	15	10	3	141	2.26	12	5	7	1	33	2.75
2010-11	DETROIT	NHL	63	37	17	5	2	168	2.79	11	7	4	0	28	2.50
2011-12	DETROIT	NHL	57	35	17	4	6	119	2.13	5	1	4	0	13	2.64
2012-13	DETROIT	NHL	42	21	13	7	5	87	2.13	14	7	7	1	35	2.44
2013-14	DETROIT	NHL	51	21	19	11	2	133	2.66	3	1	2	1	6	2.02
2014-15	DETROIT	NHL	53	23	13	11	2	121	2.44	1	0	0	0	1	2.44
2015-16	DETROIT	NHL	37	14	14	3	2	92	2.80	2	0	2	0	7	3.59
2016-17	DETROIT	NHL	26	10	11	1	1	49	2.10	0	0	0	0	0	-
2017-18	DETROIT	NHL	60	22	27	9	1	160	2.85	0	0	0	0	0	-
2018-19	DETROIT	NHL	55	23	22	5	0	156	3.07	0	0	0	0	0	-
DETROIT TOTALS			516	244	173	68	24	1,247	2.55	48	21	26	3	123	2.58
NHL TOTALS			516	244	173	68	24	1,247	2.55	48	21	26	3	123	2.58



CAREER STATS VS. NHL

TEAM	GP	G	A	PTS	PIM
ANA	1	0	0	0	0
ARI	1	0	0	0	0
BOS	2	2	1	3	0
BUF	2	1	2	3	0
CGY	1	0	0	0	2
CAR	1	0	0	0	0
CHI	1	0	1	1	0
COL	1	0	1	1	0
CBJ	1	0	0	0	2
DAL	1	0	0	0	0
DET	0	0	0	0	0
EDM	1	0	1	1	0
FLA	3	0	0	0	2
L.A.	1	0	0	0	14
MIN	2	0	3	3	0
MTL	4	0	2	2	4
NSH	1	0	2	2	0
NJ	1	0	0	0	0
NYI	2	0	0	0	0
NYR	2	0	0	0	0
OTT	1	0	0	0	0
PHI	2	0	0	0	0
PIT	3	0	2	2	2
SJ	2	0	0	0	0
STL	1	0	0	0	0
TB	2	0	1	1	2
TOR	2	1	1	2	2
VAN	1	0	0	0	0
VGK	1	0	0	0	0
WSH	1	1	0	1	0
WPG	1	0	1	1	0
TOTAL	46	5	18	23	30

17 FILIP HRONEK

6-0 • 183 lbs., Defense, Shoots Right

Born: Hradec Kralove, Czech Republic – Nov. 2, 1997

Last Amateur Club: Saginaw Spirit (OHL)

BECAME A RED WING: Second round (53rd overall) in 2016 NHL Entry Draft

CAREER

Entering his second NHL season...2018 AHL All-Rookie Team with Grand Rapids...Played two playoff games during Griffins' 2017 Calder Cup championship...2017 OHL Third All-Star Team with Saginaw...Named Best Defenseman at the 2019 IIHF World Championship...Also appeared for Czech Republic at 2018 IIHF World Championship and 2016 and 2017 IIHF World Junior Championships...Named 2018-19 Detroit Sports Media Red Wings Rookie of the Year.

BY SEASON

2018-19: Split his second professional season between Detroit and Grand Rapids...In 46 games with the Red Wings, he notched 23 points (5-18-23) and 30 penalty minutes...Led Detroit rookies in points and placed among team leaders with 18 assists (10th), 30 penalty minutes (T8th) and 19:58 average TOI (5th) despite playing in just over half of Detroit's games...Was one of five Red Wings to make his NHL debut on 10/4 vs. Columbus...Registered his first NHL assist on 10/11 vs. Toronto and scored his first NHL goal the following game, 10/13 at Boston (Tuukka Rask)...Produced points in three-straight games from 10/11-10/15...Logged his first career multi-point game on 1/4 vs. Nashville (0-2-2)...Became the first Red Wings rookie defenseman to have a four-game point streak since 1991-92 (Nicklas Lidstrom and Vladimir Konstantinov) by picking up points in his last four games, 3/31-4/6...Also racked up 24 points (7-17-24) and 45 penalty minutes in 31 games with Grand Rapids...Set a Griffins franchise record with an eight-game assist streak, 11/23-12/7...Also picked up three assists and 28 penalty minutes in five AHL postseason games...Starred for Czech Republic at 2019 IIHF World Championship in Slovakia, finishing fifth on team with 11 points (3-8-11) in 10 games...Led all defensemen in tournament scoring en route to capturing Best Defenseman honors and a spot on the World Championship All-Star Team.

2017-18: Logged 67 games for Grand Rapids in first professional campaign and registered 39 points (11-28-39)...Led Griffins defensemen in points and placed among team leaders with 11 goals (7th), 28 assists (4th), 39 points (5th), a plus-24 rating (1st) and 18 power-play points (T4th)...Matched Grand Rapids franchise record for points by a rookie defenseman (tying Robbie Russo, 2015-16)...Ranked second in AHL rookie defenseman scoring and was named to AHL All-Rookie Team...Debuted for Czech Republic men's national team and picked up three points (1-2-3) in eight games at 2018 IIHF World Championship in Denmark.

2016-17: Spent majority of the season with Ontario Hockey League's Saginaw Spirit in his first season playing in North America...Ranked second on team and tied for fourth among all OHL defensemen with 61 points (14-47-61) in

17 FILIP HRONEK

CONTINUED

59 games...Was named Saginaw's team MVP and led the club in assists, plus-minus (plus-15), and power-play points (21)...Made AHL debut following conclusion of his OHL season by skating in 10 games with Griffins, notching two points (1-1-2)...Skated in his first AHL game on 3/24 vs. Rockford and scored his first AHL and professional goal on 3/29 vs. Milwaukee (Marek Mazanec)...Captured a 2017 Calder Cup championship with Grand Rapids after skating in two postseason games with the team...Served as captain of the Czech Republic at the 2017 IIHF World Junior Championship, tying for the team lead with four points (2-2-4) in five games.

2015-16: Played a majority of the season for HK Hradec Kralove in the Czech ExtraLiga, the highest professional league in the Czech Republic...Notched four points (0-4-4) and 22 penalty minutes in 40 games...Also racked up 16 points (4-12-16) in 13 regular-season games and nine points (4-5-9) in 10 playoff games for Hradec Kralove's under-20 club...Loaned to HC Stadion Litomerice in second-tier Czech Republic and tallied four points (2-2-4) and 18 penalty minutes in 12 games...Represented the Czech Republic at the 2016 IIHF World Junior Championship, logging two assists in five games.

2014-15: Split the season between the under-18 and under-18 Czech junior leagues for HK Hradec Kralove...Picked up 24 points (5-19-24) and 108 penalty minutes in



33 games at the under-18 level and 17 points (4-13-17) and 20 penalty minutes in 19 games on the under-20 circuit... Also made his professional debut by playing one game for Hradec Kralove's men's team in the Czech ExtraLiga... Registered three assists in five games for the Czech Republic at the IIHF World Under-18 Championship.

CAREER HIGHLIGHTS

FIRSTS

FIRST GP: 10/04/2018 DET 2 VS CBJ 3
FIRST ASST: 10/11/2018 DET 3 VS TOR 5
FIRST GOAL: 10/13/2018 DET 2 AT BOS 8

MOSTS:

GOALS: 1 (5X) 03/31/2019 DET 6 VS BOS 3
ASSISTS: 2 (2X) 02/22/2019 DET 2 VS MIN 3
POINTS: 2 (4X) 03/31/2019 DET 6 VS BOS 3 (1G-1A)

MOST RECENTLY

SOG: 6 (1X) 10/13/2018 DET 2 AT BOS 8
PIM: 14 (1X) 10/07/2018 DET 2 AT LA 4
HAT TRICKS: NONE
MULTI-PT GAMES: 4 03/31/2019 DET 6 VS BOS 3 (1G-1A)

LONGEST PERSONAL STREAKS:


GOALS: 1 (5X) 03/31/2019 DET 6 VS BOS 3 (1G)
ASSISTS: 4 (1X) 03/31/2019 04/06/2019 (4A)
PTS: 4 (1X) 03/31/2019 04/06/2019 (1G-4A)

CAREER STATS

REGULAR SEASON

PLAYOFFS (BOLD)

SEASON	CLUB	LEAGUE	GP	G	A	P	PM	GP	G	A	P	PM
2018-19	DETROIT	NHL	46	5	18	23	30	0	0	0	0	0
DETROIT TOTALS			46	5	18	23	30	0	0	0	0	0
NHL TOTALS			46	5	18	23	30	0	0	0	0	0



71 DYLAN LARKIN

6-1 • 198 lbs., Center, Shoots Left

Born: Waterford, Michigan – July 30, 1996

Last Amateur Club: University of Michigan (Big Ten – NCAA)

BECAME A RED WING: First round (15th overall) of the 2014 NHL Entry Draft.

CAREER

Entering his fifth NHL season...Signed a new five-year contract on Aug. 10, 2018...First teenager to make the Red Wings' season-opening lineup since Mike Sillinger in 1990-91...2016 NHL All-Star...Five-time representative at the IIHF World Championship (2015-19)...Also represented the United States at the 2013 Under-17 World Hockey Challenge (bronze), 2014 IIHF World Under-18 Championship (gold) and 2015 IIHF World Junior Championship...2015 Big Ten Rookie of the Year, All-Rookie Team and First All-Star Team at Michigan...Skated for Team North America at the 2016 World Cup of Hockey...Broke 20-year-old Mike Gartner record at the Fastest Skater event at the 2016 NHL All-Star Skills Competition.

BY SEASON

2018-19: Skated in 76 games with the Red Wings, doubling his previous season's goal total (16 to 32) and setting a career high with 73 points (32-41-73)...Named an alternate captain (home games) prior to the season...Became the second player in franchise history to lead the team in goals, assists, points and penalty minutes (75), joining John Sheppard, who did so for the Detroit Cougars in the franchise's first season (1926-27)...Also became the third player to lead the club in points and penalty minutes, joining Sheppard (21 points and 60 penalty minutes in 1926-27) and Ted Lindsay (54 points and 98 penalty minutes in 1949-50)...Also led the Red Wings in power-play goals (7), power-play points (15), shorthanded goals (2), game-winning goals (tied with 4), overtime goals (4, which tied for NHL lead), shots (287), takeaways (69) and multi-point games (tied with 17)...Reached 150 NHL points on 10/30 vs. Columbus...Scored his first career overtime goal on 11/9 vs. NY Rangers and went on to set Detroit's single-season record by also notching OT winners on 11/17 at New Jersey, 12/6 at Toronto and 1/4 vs. Nashville, making him the 20th player in NHL history to record four-or-more OT goals...Registered his 100th assist on 12/8 vs. NY Islanders...Racked up a career-best 14-game point streak (totaling 7-10-17 from 12/4-12/31), which marked the third-longest in the NHL during the season and longest for Detroit since 2006-07 (17 games by Henrik Zetterberg)...Skated in his 300th NHL game on 2/17 vs. Philadelphia...Notched his 200th NHL point on 2/22 vs. Minnesota...Became Detroit's first 30-goal scorer since 2008-09 with a two-goal game on 3/28 at Buffalo...Posted a Red Wings season-best four-game goal streak from 3/25-3/31...Served as an alternate captain for the United States at the IIHF World Championship, posting five points (3-2-5) in seven games.

2017-18: Enjoyed a breakout third NHL campaign in which he nearly doubled his point total (32 to 63)...Led the Red Wings in scoring for the first time in his

CAREER STATS VS. NHL

TEAM	GP	G	A	PTS	PIM
ANA	8	2	3	5	0
ARI	8	3	6	9	6
BOS	15	5	5	10	10
BUF	17	8	4	12	12
CGY	8	4	4	8	6
CAR	12	3	6	9	16
CHI	8	3	3	6	4
COL	8	1	3	4	2
CBJ	12	3	7	10	8
DAL	8	2	3	5	6
DET	0	0	0	0	0
EDM	8	3	3	6	4
FLA	15	6	8	14	4
L.A.	8	3	0	3	0
MIN	8	2	6	8	0
MTL	16	3	3	6	20
NSH	7	3	2	5	7
NJ	12	6	7	13	14
NYI	12	2	9	11	15
NYR	11	1	2	3	12
OTT	15	5	4	9	12
PHI	12	3	5	8	2
PIT	12	4	6	10	4
SJ	8	1	3	4	10
STL	8	1	0	1	2
TB	15	1	5	6	15
TOR	15	6	7	13	2
VAN	8	1	1	2	0
VGK	4	0	4	4	6
WSH	12	2	5	7	6
WPG	8	1	1	2	2
TOTAL	318	88	125	213	207

71 DYLAN LARKIN

CONTINUED



career and became the fifth-youngest player to ever do so at 21 years and eight months, trailing only Steve Yzerman (1983-84), Mark Osborne (1981-82), Marcel Dionne (1971-72) and Dale McCourt (1977-78)...Led or tied for the team lead in games played (82), assists (47), points (63), shorthanded goals (2), game-winning goals (4), shots (232), takeaways (56) and multi-point games (13)...Also placed among team leaders with 16 goals (T3rd), 61 penalty minutes (3rd), eight power-play points (T8th), three shorthanded points (T2nd) and 19:50 average time on ice (4th and 1st among forwards)...Began the season with a five game point streak from 10/5-10/13 and totaled nine points (1-8-9) in his first eight games from 10/5-10/20...Registered his first career three-point game on 11/15 vs. Calgary (1-2-3)...Reached 100 career points on 12/2 at Montreal...Skated in his 200th NHL game on 1/5 vs. Florida...Ended the season on a team-best six-game point streak and racked up 13 points (7-6-13) in his final 10 games from 3/20-4/7...Represented the United States at the IIHF World Championship for the fourth-straight season, earning a bronze medal...Tied for fourth on the

team and for 13th in the tournament with nine points (3-6-9) in 10 games.

2016-17: Played in 80 games (T4th most on the team) in his second full NHL season...Ranked among team leaders with 17 goals (T3rd), 32 points (8th), five power-play goals (T1st), 46 takeaways (1st) and 178 shots (2nd)...Tallied his first career shorthanded goal on 4/3 vs. Ottawa...Played in his 100th career NHL game on 11/23 at Buffalo...Had his second career two-goal game on 10/25 vs. Carolina...Recorded four multi-goal games...Totalled eight points in eight games from 3/4-3/18...Recorded his first career fighting major on 10/21 vs. Nashville (Yannick Weber)...Represented Team North America at the 2016 World Cup of Hockey, picking up a point in two games...Was named a top three player for the United States at the IIHF World Championship in Cologne, Germany, and Paris, France, after finishing second on the team with 10 points (2-8-10) in eight games, also serving as an alternate captain.

2015-16: Led Detroit with 23 goals as a rookie to become the first rookie to lead the Red Wings in goals

71 DYLAN LARKIN

CONTINUED



since Mike Foligno in 1979-80...Ranked among team leaders with 80 games played (7th), 22 assists (8th), 45 points (T8rd), a plus-11 rating (1st), 34 penalty minutes (T8th), four power-play goals (T6th), five game-winning goals (1st), 221 shots (1st) and a 10.4 shooting percentage (8th)...Among NHL rookies, he was tied for third in goals and for fifth in plus-minus and stood 11th in assists, sixth in points and second in shots on goal...Became the first teenager to play for the Red Wings since Jiri Hudler in 2003-04, the first to make the opening night roster since Jiri Fischer in 1999-00 and the first to play on opening night since Mike Sillinger in 1990-91...Picked up an assist early in his NHL debut on 10/9 vs. Toronto and scored later in the game against Jonathan Bernier for his first NHL goal...Set a franchise rookie record by having a point in five-straight games to start the season...Scored in back-to-back games for the first time from 10/31-11/3...Had a season-best four-game goal streak from 11/16-11/21...Matched his season-best with a five-game point streak from 12/31-1/10...Recorded his first two-goal game on 2/4 at Florida...Became the third Red Wings rookie to be selected to an All-Star Game, joining Steve Yzerman (1984)

and Reed Larson (1978) and broke a skills-competition record that stood since before he was born, besting Mike Gartner's 1996 record with a 13.172 lap time...Scored his first career postseason goal in Detroit's first-round series against Tampa Bay...Represented the United States at the 2016 IIHF World Championship in Russia and with Auston Matthews for the team lead with nine points (2-7-9 in 10 games).

2014-15: Led all Big Ten freshman and finished second on the Wolverines with 47 points (15-32-47) in his first and only season at the University of Michigan...Posted the most points by a Michigan freshman since Brendan Morrison recorded 48 in 1993-94...Named Big Ten Freshman of the year and earned Second Team NCAA All-American and First Team All-Big Ten...Represented the United States at the 2015 IIHF World Junior Championship, leading the tournament with five goals and being named a top-three player on the team...Totaled seven points (5-2-7) in five games for the United States...Turned pro at the conclusion of his collegiate season and made his debut on the men's national team, picking up one assist in 10 games at the

71 DYLAN LARKIN

CONTINUED

2015 IIHF World Championship...Also skated in five games for the Grand Rapids Griffins during the AHL's Western Conference Final, registering five points (3-2-5)...Scored his first two professional goals in his second career pro game, beating Jacob Markstrom twice in a 4-2 Griffins win at Utica on 5/25.

2013-14: Spent the season with the U.S. National Team Development Program's under-18 team and picked up 26 points (17-9-26) in 26 games in USHL play and 56 points (31-25-56) over the duration of the NTDP's schedule...Served as an alternate captain for the United States at the 2014 Under-18 World Championship, winning a gold medal after producing four points (2-2-4) in six games.

2012-13: Totaled 27 points (13-14-27) in 55 games with the U.S. National Team Development Program's under-17 team, including 14 points (7-7-14) in 37 games against USHL competition...Won bronze at the 2013 Under-17 World Hockey Challenge and notched seven points (2-5-7) in six games.



CAREER HIGHLIGHTS

FIRSTS

FIRST GP:.....10/09/2015 DET 4 VS TOR 0
FIRST ASST:.....10/09/2015 DET 4 VS TOR 0
FIRST GOAL:.....10/09/2015 DET 4 VS TOR 0

MOSTS:

GOALS: 2 (7X).....03/28/2019 DET 5 AT BUF 4
ASSISTS: 3 (3X).....04/02/2019 DET 4 VS PIT 1
POINTS: 3 (7X).....04/02/2019 DET 4 VS PIT 1 (0G-3A)

MOST RECENTLY

SOG: 12 (1X).....03/28/2019 DET 5 AT BUF 4
PIM: 12 (1X).....02/26/2019 DET 1 VS MTL 8
HAT TRICKS:.....NONE
MULTI-PT GAMES: 41 ...04/02/2019 DET 4 VS PIT 1 (0G-3A)

LONGEST PERSONAL STREAKS:

GOALS: 4 (2X).....03/25/2019 03/31/2019 (5G)
ASSISTS: 4 (3X).....10/28/2018 11/03/2018 (6A)
PTS: 14 (1X).....12/04/2018 12/31/2018 (7G-10A)

CAREER STATS

REGULAR SEASON

PLAYOFFS (BOLD)

SEASON	CLUB	LEAGUE	GP	G	A	P	PM	GP	G	A	P	PM
2015-16	DETROIT	NHL	80	23	22	45	34	5	1	0	1	18
2016-17	DETROIT	NHL	80	17	15	32	37	0	0	0	0	0
2017-18	DETROIT	NHL	82	16	47	63	61	0	0	0	0	0
2018-19	DETROIT	NHL	76	32	41	73	75	0	0	0	0	0
DETROIT TOTALS			318	88	125	213	207	5	1	0	1	18
NHL TOTALS			318	88	125	213	207	5	1	0	1	18



CAREER STATS VS. NHL

TEAM	GP	G	A	PTS	PIM
ANA	6	1	3	4	5
ARI	6	2	1	3	9
BOS	11	5	4	9	4
BUF	13	3	6	9	7
CGY	5	5	4	9	27
CAR	7	4	0	4	4
CHI	5	2	5	7	0
COL	6	0	0	0	9
CBJ	10	3	2	5	7
DAL	5	3	1	4	2
DET	0	0	0	0	0
EDM	5	2	1	3	0
FLA	9	2	1	3	0
L.A.	5	2	1	3	0
MIN	7	3	4	7	4
MTL	14	5	3	8	4
NSH	5	0	3	3	2
NJ	8	2	4	6	0
NYI	7	4	2	6	2
NYR	6	0	0	0	0
OTT	8	2	3	5	4
PHI	7	2	2	4	5
PIT	8	2	4	6	4
SJ	5	1	2	3	0
STL	5	0	0	0	0
TB	12	2	3	5	30
TOR	10	3	3	6	2
VAN	5	1	1	2	0
VGK	4	3	2	5	0
WSH	8	2	2	4	4
WPG	5	2	0	2	2
TOTAL	217	68	67	135	137

39 ANTHONY MANTHA

6-5 • 234 lbs., Right Wing, Shoots Left
Born: Longueuil, Quebec – **September 16, 1994**
Last Amateur Club: Val-d'Or Foreurs (QMJHL)

BECAME A RED WING: First round (20th overall) in 2013 NHL Entry Draft

CAREER

Entering his fifth season with the Red Wings...Led Canada in points at 2019 IIHF World Championship...2014 Canadian Hockey League Player of the Year...2014 QMJHL champion with the Val-d'Or Foreurs...2014 QMJHL First All-Star Team, Most Valuable Player (Michele Briere Trophy), Leading Scorer (Jean Beliveau Trophy)...2014 IIHF World Junior Championship All-Star Team for Canada...2013 QMJHL Second All-Star Team...2013 CHL Top Prospects Game...2012 IIHF World Under-18 Championship bronze medal.

BY SEASON

2018-19: Matched his career-best point total from 2017-18 despite playing in 13 fewer games...Totaled 48 points (25-23-48) and 30 penalty minutes in 67 games...Ranked among Red Wings leaders with 25 goals (3rd), 23 assists (7th), 48 points (4th), a 0.72 points-per-game average (3rd), four power-play goals (T1st), 13 power-play points (2nd), 198 shots (3rd) and a 12.6 shooting percentage (5th)...Recorded his 100th career point on 11/26 vs. Columbus...Missed 15 games with a hand injury, 12/4-1/2...Picked up a career-high four assists on 2/20 vs. Chicago, which kicked off a five-game point streak (2-5-7 from 2/20-3/2)...Appeared in his 200th NHL game on 3/2 at Arizona...Posted his first career hat trick and five-point game on 3/31 vs. Boston, which marked the first five-point game by any Red Wings player since Henrik Zetterberg (2/1/13 vs. St. Louis)...Matched a career best with a six-game point streak from 3/23-4/2, totaling 14 points (7-7-14)...Finished the season as the NHL's highest scoring player from 3/23 to the end of the regular season, racking up 15 points (8-7-15) in that span...Kept up his torrid scoring pace at the IIHF World Championship in Slovakia, totaling 14 points (7-7-14) in nine games to tie for Canada's scoring lead (with Mark Stone) and tie for fifth overall in tournament scoring...Captured a silver medal and was named a top-three player on the team.

2017-18: Led Detroit in goals in his third season with the Red Wings and first full campaign in the NHL...Ranked first on the team with 24 goals and nine power-play goals and placed among team leaders with 80 games played (T6th), 24 assists (4th), 48 points (4th), 52 penalty minutes (4th), 12 power-play points (4th), two game-winning goals (T5th), 190 shots (3rd), a 12.6 shooting percentage (1st) and 17:17 average time on ice (9th and 4th among forwards)...Scored the first-ever goal at Little Caesars Arena during a three-point night (1-2-3) in the team's 4-2 win vs. Minnesota on 10/5...Recorded the second of his five three-or-more point games on 10/13 at Vegas...Scored in three-straight games from 10/31-11/5...Recorded his first "Gordie Howe Hat Trick" on 11/15 vs. Calgary, totaling 2-1-3 and 25 penalty minutes...Played in his 100th NHL game

39 ANTHONY MANTHA

CONTINUED



on 12/11 vs. Florida...Posted a career-high four points (2-2-4) on 3/6 at Boston...Produced five points (1-4-5) in his last five games of the season from 3/29-4/7.

2016-17: Played 60 games with the Red Wings, ranking among the team leaders with 17 goals (T3rd), 19 assists (7th), 36 points (7th), three game-winning goals (2nd) and plus-minus at +10 (2nd)...Missed the final five games of the season with a finger injury...Finished 12th in the NHL in rookie scoring and T9th in overtime goals with two...Registered his first career overtime goal on 12/19 vs. Ottawa and added his second on 3/21 at Montreal...Tallied a personal-best three points (2-1-3) including first career multi-goal game at Toronto on 1/1 at the NHL's Centennial Classic at Exhibition Stadium in Toronto...Had his second career two-goal game on 3/27 vs. Carolina...Picked up seven goals and 10 points in eight games from 12/20-1/7...Recorded eight multi-point games, with his first career one coming 11/25 at New Jersey...Began the season in the AHL and racked up eight goals in 10 games with Grand Rapids, leading the league at the time of his call-up.

2015-16: Totaled three points (2-1-3) in 10 games during his first-ever NHL stint in Detroit...Made his NHL debut on 3/15 at Philadelphia, logging 14:45 TOI and four

shots on goal...Picked up an assist for his first NHL point on 3/22 at Tampa Bay...Scored his first NHL goal on 3/24 vs. Montreal (Ben Scrivens) and added his second career goal against the same team on 3/29, scoring at the Bell Centre, located minutes from his hometown...Spent most of the season in Grand Rapids, totaling 45 points (21-25-45) in 60 games...Ranked fourth on the Griffins in points, third in goals and tied for fifth with a plus-13 rating...Racked up 11 points (4-7-11) in nine AHL playoff games.

2014-15: Produced 33 points (15-18-33) in 62 regular-season games in his first professional season...Suffered a leg injury in training camp which delayed his professional debut to 11/14 vs. Texas...Notched his first professional goal on 11/15 vs. Texas (Jussi Rynnäs)...Contributed four points (2-2-4) in 16 postseason games.

2013-14: Enjoyed a historic season in his last year of major junior, racking up 120 points (57-63-120) in 57 games with Val d'Or and totaling 82 goals in 82 games between the regular season and playoffs...Named the Canadian Hockey League Player of the Year...Was also the QMJHL's Most Valuable Player (Michele Briere Memorial Trophy), was named a QMJHL First-Team All-Star, led the QMJHL in goals for a second-straight season and won

39 ANTHONY MANTHA

CONTINUED

the Jean Beliveau Trophy as the league's top scorer... Helped Val d'Or capture the QMJHL President's Cup as league champion and totaled 38 points (24-14-38) in 24 postseason games... Scored the cup-clinching goal with 51 seconds left in regulation of Game 7 of the QMJHL Finals... Guided the team to the semifinal round of the CHL Memorial Cup, where the team fell to the eventual Memorial Cup-champion Edmonton Oil Kings in triple overtime... Represented Canada at the IIHF World Junior Championship and led the team with 11 points (5-6-11)... Named to the WJC All-Star Team.

2012-13: Compiled 89 points (50-39-89) in 67 games for Val d'Or... Was the only draft-eligible major-junior player to score 50 goals... Led the QMJHL in goals and earned a spot on the Second All-Star Team... Produced 12 points (5-7-12) in nine playoff games... Skated at the CHL Top Prospect Game.

2011-12: Banked 51 points (22-29-51) to rank 11th among QMJHL rookies... Totaled 63 games played for Val d'Or... Scored at a point-per-game pace in the playoffs (2-2-4 in 4 games played)... Won a bronze medal with Canada at the IIHF World Under-18 Championship.



CAREER HIGHLIGHTS

FIRSTS

FIRST GP: 03/15/2016 DET 3 AT PHI 4
FIRST ASST: 03/22/2016 DET 2 AT TB 6
FIRST GOAL: 03/24/2016 DET 4 VS MTL 3

MOSTS:

GOALS: 3 (1X) 03/31/2019 DET 6 VS BOS 3
ASSISTS: 4 (1X) 02/20/2019 DET 4 VS CHI 5
POINTS: 5 (1X) 03/31/2019 DET 6 VS BOS 3 (3G-2A)

MOST RECENTLY

SOG: 10 (1X) 11/26/2018 DET 5 VS CBJ 7
PIM: 25 (1X) 11/15/2017 DET 8 VS CGY 2
HAT TRICKS: 1 03/31/2019 DET 6 VS BOS 3 (3G)
MULTI-PT GAMES: 27 04/02/2019 DET 4 VS PIT 1 (2G-0A)

LONGEST PERSONAL STREAKS:

GOALS: 3 (1X) 10/31/2017 11/05/2017 (3G)
ASSISTS: 4 (1X) 03/25/2019 03/31/2019 (7A)
PTS: 6 (2X) 03/25/2019 04/02/2019 (7G-7A)

CAREER STATS

REGULAR SEASON

PLAYOFFS (BOLD)

SEASON	CLUB	LEAGUE	GP	G	A	P	PM	GP	G	A	P	PM
2015-16	DETROIT	NHL	10	2	1	3	0	0	0	0	0	0
2016-17	DETROIT	NHL	60	17	19	36	53	0	0	0	0	0
2017-18	DETROIT	NHL	80	24	24	48	52	0	0	0	0	0
2018-19	DETROIT	NHL	67	25	23	48	30	0	0	0	0	0
DETROIT TOTALS			217	68	67	135	137	0	0	0	0	0
NHL TOTALS			217	68	67	135	137	0	0	0	0	0



CAREER STATS VS. NHL

TEAM	GP	G	A	PTS	PIM
ANA	9	0	1	1	4
ARI	10	0	1	1	4
BOS	4	0	2	2	0
BUF	4	0	1	1	0
CGY	8	0	1	1	2
CAR	8	1	1	2	6
CHI	18	0	5	5	12
COL	4	0	2	2	4
CBJ	7	0	0	0	2
DAL	6	0	1	1	9
DET	4	0	0	0	9
EDM	10	0	0	0	4
FLA	8	0	3	3	6
L.A.	10	1	1	2	4
MIN	12	1	4	5	10
MTL	5	0	0	0	0
NSH	12	0	0	0	4
NJ	5	0	0	0	0
NYI	7	1	1	2	0
NYR	5	0	1	1	12
OTT	4	0	0	0	0
PHI	5	0	1	1	4
PIT	7	0	0	0	4
SJ	10	0	1	1	6
STL	15	0	1	1	8
TB	9	0	0	0	2
TOR	5	0	0	0	2
VAN	10	0	2	2	0
VGK	6	0	0	0	4
WSH	8	0	4	4	4
WPG	15	0	1	1	8
TOTAL	250	4	35	39	134

22 PATRIK NEMETH

6-3 • 228 lbs., Defense, Shoots Left

Born: Stockholm, Sweden – February 8, 1992

Last Amateur Club: AIK (Sweden)

BECAME A RED WING: Signed as a free agent on July 1, 2019

CAREER

Entering his first season with the Red Wings and seventh NHL campaign... Signed a two-year contract with Detroit on July 1, 2019...2014 Calder Cup champion with Texas Stars...Represented Sweden at 2011 and 2012 IIHF World Junior Championships, winning gold in 2012...Won silver at 2010 IIHF Under-18 World Championship...Played 250 NHL games with Dallas (2013-17) and Colorado (2017-19) prior to signing with Detroit.

BY SEASON

2018-19: Appeared in a career-high 74 games with Colorado, recording 10 points (1-9-10), a plus-five rating and 53 penalty minutes...Ranked second on the Avalanche in hits (137) and third in blocked shots (131)...Scored his lone goal of the season on 11/21 at Los Angeles...Made his 200th NHL appearance on 12/6 at Florida and skated in his 250th game on 4/6 at San Jose...Skated in seven postseason games with the Avalanche.

2017-18: Joined Colorado just prior to the regular season after the Avalanche claimed him off waivers from Dallas on 10/3...Posted career-best offensive totals with Colorado, logging 15 points (3-12-15) in 68 games...Also added 41 penalty minutes and a plus-27 rating, which ranked fourth in the NHL...His plus-27 rating marked the highest mark in Colorado history since 2003-04 (Alex Tanguay was plus-30)...Led Colorado with 185 blocked shots...Had an assist in his Colorado debut, 10/5 at NY Rangers, and had three assists in his first four games...Scored his first NHL goal during a two-point game (1-1-2) on 11/2 vs. Carolina (Cam Ward)...Set a career high with 11 blocked shots on 12/23 at Arizona...Also established a career high with a plus-four rating on 3/2 vs. Minnesota...Appeared in six playoff games with Colorado, leading the team in average ice time (23:42) and hits (20)...Picked up his first career NHL postseason point (assist) on 4/16 vs. Nashville.

2016-17: Skated in a then-career high 40 games with Dallas, contributing three points (0-3-3) and 14 penalty minutes...Chipped in two assists in a three-game span from 1/21-2/1...Skated a season-high 20:33 TOI on 3/14 at Edmonton...Appeared in his 100th NHL game on 3/16 at Vancouver...Set a career best with eight shots on goal on 4/8 vs. Colorado...Registered three points (1-2-3) in a four-game conditioning stint with the AHL's Texas Stars.

2015-16: Appeared in 38 games with Dallas, earning eight assists and 14 penalty minutes...Picked up his first career multi-point game on 2/4 at Colorado (0-2-2), duplicating the performance again on 2/13 vs. Washington...Logged one assist in eight games with the AHL's Texas Stars.

22 PATRIK NEMETH

CONTINUED



2014-15: Limited to just 22 NHL games with Dallas due to an arm laceration which sidelined him for 52 games... Notched three assists and six penalty minutes with the Stars...Picked up his first NHL point with an assist on 3/13 at Washington...Earned assists in back-to-back games, 3/23-3/25...Chipped in two assists in eight regular-season games and one point in three playoff games for the AHL's Texas Stars.

2013-14: Split his second season in North America between the AHL's Texas Stars and the Dallas Stars...Made his NHL debut on 4/1 at Washington and went on to skate in Dallas' final regular-season games...Also saw postseason action with Dallas, recording five games played...Also appeared in 37 games with Texas, registering 10 points (3-7-10), a plus-19 rating and 32 penalty minutes...Won a Calder Cup championship with Texas and chipped in five

points (1-4-5) in 18 AHL playoff games...Ranked second among Texas defensemen in playoff scoring...Scored the Calder Cup-clinching goal in Game 5 of the Calder Cup Final on 6/17 at St. John's.

2012-13: Made 47 appearances with the AHL's Texas Stars in his first season in North America...Contributed 12 points (1-11-12), a plus-11 rating and 40 penalty minutes for Texas.

2011-12: Saw action in 46 games with AIK in the Swedish Hockey League, chipping in three assists, a plus-three rating and 55 penalty minutes...Also appeared in 11 playoff games and picked up one assist in eight penalty minutes...Captured a gold medal with Sweden at the IIHF World Junior Championship...Led all defensemen in tournament scoring with five points (0-5-5) in six games.

22 PATRIK NEMETH

CONTINUED

2010-11: Spent his first full professional season with AIK, as the club was promoted to the Swedish Hockey League from second-tier Sweden...Posted seven points (1-6-7) and 18 penalty minutes in 38 games for AIK, also skating in seven postseason games...Represented Sweden at the IIHF World Junior Championship and picked up one assist in six games.

2009-10: Saw playing time in three different leagues in AIK's system, posting 20 points (11-19-20) and 120 penalty minutes in 38 games at the under-20 level, recording three assists and eight penalty minutes in 16 games for the men's team in second-tier Sweden and adding one assist in three games on the under-18 circuit...Also earned a silver medal for Sweden at the IIHF World Under-18 Championship with two points (0-2-2) in six games.



CAREER HIGHLIGHTS

FIRSTS

FIRST GP:.....04/01/2014 DAL 5 AT WSH 0
FIRST ASST:.....03/13/2015 DAL 4 AT WSH 2
FIRST GOAL:.....11/02/2017 COL 5 VS CAR 3

MOSTS:

GOALS: 1 (4X).....11/21/2018 COL 7 AT LA 3
ASSISTS: 2 (4X).....02/22/2019 COL 5 AT CHI 3
POINTS: 2 (5X).....02/22/2019 COL 5 AT CHI 3 (0G-2A)

MOST RECENTLY

SOG: 8 (1X).....04/08/2017 COL 3 AT DAL 4
PIM: 10 (1X).....01/04/2019 COL 6 VS NYR 1
HAT TRICKS:.....NONE
MULTI-PT GAMES: 5.....02/22/2019 COL 5 AT CHI 3 (0G-2A)

LONGEST PERSONAL STREAKS:

GOALS: 1 (5X).....11/21/2018 COL 7 AT LA 3 (1G)
ASSISTS: 2 (1X).....11/02/2017 11/04/2017 (2A)
PTS: 2 (6X).....11/18/2018 11/21/2018 (1G-1A)

CAREER STATS

REGULAR SEASON

PLAYOFFS (BOLD)

SEASON	CLUB	LEAGUE	GP	G	A	P	PM	GP	G	A	P	PM
2013-14	DALLAS	NHL	8	0	0	0	6	5	0	0	0	12
2014-15	DALLAS	NHL	22	0	3	3	6	0	0	0	0	0
2015-16	DALLAS	NHL	38	0	8	8	14	0	0	0	0	0
2016-17	DALLAS	NHL	40	0	3	3	14	0	0	0	0	0
2017-18	COLORADO	NHL	68	3	12	15	41	6	0	1	1	4
2018-19	COLORADO	NHL	74	1	9	10	53	7	0	0	0	4
DETROIT TOTALS			0	0	0	0	0	0	0	0	0	0
NHL TOTALS			250	4	35	39	134	18	0	1	1	20



CAREER STATS VS. NHL

TEAM	GP	G	A	PTS	PIM
ANA	18	5	5	10	2
ARI	16	4	7	11	8
BOS	38	10	11	21	6
BUF	35	7	13	20	10
CGY	15	3	6	9	2
CAR	40	9	12	21	4
CHI	16	1	3	4	0
COL	16	0	6	6	4
CBJ	23	3	12	15	4
DAL	17	4	6	10	2
DET	13	2	3	5	2
EDM	13	2	5	7	4
FLA	39	2	21	23	2
L.A.	17	3	3	6	6
MIN	18	4	4	8	0
MTL	42	8	16	24	4
NSH	14	1	5	6	4
NJ	51	10	17	27	16
NYI	9	0	4	4	4
NYR	53	11	17	28	10
OTT	36	5	10	15	4
PHI	49	10	8	18	16
PIT	47	12	19	31	4
SJ	14	2	7	9	2
STL	17	4	7	11	8
TB	42	11	18	29	12
TOR	40	10	8	18	2
VAN	14	5	8	13	4
VGK	3	1	1	2	4
WSH	39	8	18	26	6
WPG	32	5	16	21	2
TOTAL	836	162	296	458	158

81 FRANS NIELSEN

6-1 • 186 lbs., Center, Shoots Left

Born: Herning, Denmark – April 24, 1984

Last Amateur Club: Malmo Redhawks (Swe-Jr.)

BECAME A RED WING: Signed as a free agent on July 1, 2016

CAREER

Entering his 12th full NHL season and his 18th season as a pro...Signed a six-year contract with Detroit on July 1, 2016...First Danish citizen to make the NHL and is the league's all-time scoring leader among Danish-born players...Is also the NHL's leader in shootout goals (48)...Has extensive international experience at the IIHF World Championship in 2003, 2004, 2005, 2006, 2007, 2010, 2012 and 2018...2001 Danish League Rookie of the Year and Danish League champion with Herning Blue Fox.

BY SEASON

2018-19: Named an alternate captain (road games) for Detroit prior to the season...Logged 35 points (10-25-35) and 14 penalty minutes in 72 games during his third season with the Red Wings...Ranked among team leaders with 72 games played (6th), 10 goals (T7th), 25 assists (4th), 35 points (7th), four game-winning goals (T1st) and 120 shots (6th)...Missed four games due to injury, 10/30-11/6...Returned from injury to record a three-game assist streak (0-4-4) from 11/9-11/13...Picked up his second career hat trick on 12/4 vs. Tampa Bay...Skated in his 800th NHL game on 12/29 at Dallas...Played his 200th game with Detroit on 1/11 at Winnipeg and later posted his 100th point with the Red Wings on 1/18 at Calgary...Hit 450 career NHL points on 1/20 at Vancouver.

2017-18: Appeared in 79 games for the Red Wings and notched 33 points (16-17-33)...Placed among Detroit leaders with 79 games played (T7th), 16 goals (T3rd), 17 assists (T9th), 33 points (T7th), four power-play goals (T4th), two shorthanded goals (T1st), three shorthanded points (T2nd), three game-winning goals (T3rd) and 134 shots (8th)...Potted two shorthanded goals (10/26 at Tampa Bay and 12/23 vs. Boston) to rank fifth among active NHL players in that category by season's end (19)...Registered a two-goal game on 10/26 at Tampa Bay...Skated in his 700th NHL game on 11/5 at Edmonton...Collected his 400th career point on 12/28 vs. Los Angeles...Ran a five-game point streak from 2/3-2/13, totaling seven points (2-5-7)...Scored his 150th NHL goal on 3/6 at Boston...Represented Denmark at the IIHF World Championship, which was held in Denmark in Copenhagen and his hometown of Herning...Led his country with six points (3-3-6) in seven games at the tournament.

2016-17: Played in 79 games in his first season with the Red Wings...Ranked among team leaders with 79 games played (6th), 17 goals (T3rd), 24 assists (3rd), 41 points (4th), 15 power-play points (1st), 162 shots (5th) and a 53.8 faceoff percentage (2nd among centers)...Finished T14th in the NHL in short-handed goals with two...Represented Detroit at the 2017 NHL All-Star Game in Los Angeles...Had two game-deciding shootout goals, moving into T1st in the

81 FRANS NIELSEN

CONTINUED



category all-time with 19...Tallied his 250th career assist on 3/26 vs. Minnesota...Had a goal and an assist in his Red Wings debut on 10/13 vs. Tampa Bay...Picked up three separate three-game assist streaks: 11/23-11/29, 1/5-1/10 and 3/21-3/26...Matched a career-best with three points (2-1-3) on 11/25 at New Jersey...Set a new career high in faceoff percentage (53.8%) and hits (64)...Closed out the regular season with seven points (3-4-7) in six games.

2015-16: Appeared in 81 games for the NY Islanders and finished third on the team with 52 points (20-32-52)...Also ranked among team leaders with 20 goals (4th), 32 assists (4th), seven power-play goals (T2nd), two shorthanded goals (T1st) and 181 shots (4th)...Enjoyed a milestone night on 10/17 vs. San Jose, recording his 100th NHL goal, 200th NHL assist and 300th NHL point...Picked up six points (4-2-6) during a four-game point streak from 10/24-10/31...Recorded three-straight two-point games from 3/3-3/8...Appeared in his 600th NHL game on 3/29 vs. Carolina...Recorded six assists (3-3-6) in 11 games during the Stanley Cup Playoffs.

2014-15: Recorded 43 points (14-29-43) in 78 games for the Islanders...Ranked among team leaders with 43 points (4th), 29 assists (4th), four game-winning goals (3rd) and 18 power-play points (3rd)...Recorded his first NHL hat trick on 10/25 vs. Dallas...Held a season-long five-

game point streak from 1/13-1/27...Suited up in his 500th NHL game on 2/8 at Buffalo...Racked up three-straight multi-point games from 2/14-2/17...Had seven multi-point games overall...Logged seven playoff games and recorded his first NHL playoff goal on 4/27 at Washington.

2013-14: Enjoyed a breakout season and posted career highs in all offensive categories with 58 points (25-33-58) in 80 games for NY Islanders...Placed among team leaders with 25 goals (2nd), 33 assists (3rd), 58 points (3rd), 20 power-play points (2nd) and eight shootout goals (1st)...Picked up his 200th NHL point on 10/8 vs. Phoenix...Logged consecutive three-point games on 10/22 vs. Vancouver and 10/25 at Pittsburgh...Racked up eight points (4-4-8) during a four-game point streak from 10/19-10/26...Skated in his 400th NHL game on 12/12 at Phoenix...Reached 20 goals for the first time in his career on 3/10 at Vancouver...Ranked second in the NHL with eight shootout goals and was 8-for-15 on the season, with four deciding goals...Picked up 10 multi-point games...Whistled for only eight penalty minutes on the season.

2012-13: Appeared in all 48 games for the Islanders and tallied 29 points (6-23-29)...Ranked fourth on the club in points...Had an early-season five-game assist streak from 1/28-1/31...Logged a four-game point streak from 4/1-4/6...Reached 20 assists for the fifth consecutive

81 FRANS NIELSEN

CONTINUED



season, 4/11 at Boston...Spent the lockout in Finland's SM-liiga and recorded 24 points (4-20-24) in 27 games for Lukko Rauma...Made his NHL postseason debut on 5/1 at Pittsburgh and totaled two assists in six games during New York's first-round series.

2011-12: Skated in all 82 games and notched 47 points (17-30-47)...Ranked sixth on the Islanders in points...Tied for fourth in the NHL with seven shootout goals, converting 63.6 percent of his 11 attempts...Reached 100 NHL assists in his 300th NHL game on 2/28...Logged a season-high five game point streak from 3/25-3/31...Recorded eight multi-point games...Represented Denmark at the IIHF World Championship and chipped in three assists.

2010-11: Made 71 appearances for the NY Islanders and chipped in 44 points (13-31-44)...Scored a career-high seven shorthanded goals, leading the NHL in that category...Converted two shorthanded penalty shots on the season, first on 10/30 at Philadelphia and again on 12/9 at Boston...Racked up five assists during a four-game assist streak from 11/21-12/2...Reached 100 NHL points on 2/10 at Montreal...Logged three assists on 2/13 at Buffalo and 3/2 vs. Minnesota...Tied the Islanders single-season record for shorthanded goals with his seventh on 3/30 at New Jersey...Recorded 10 multi-point games.

2009-10: Placed among NY Islanders leaders with 38 points (5th) and 26 assists (4th)...Registered his first career two-goal game on 10/30 at Washington...Played in his 100th NHL game on 11/6 at New Jersey...Tallied an overtime winner on 12/12 vs. Boston...Recorded his first career three-assist game on 1/2 at Atlanta...Picked up five points (2-3-5) in seven games at the IIHF World Championship for Denmark.

2008-09: Logged 59 games in his first full NHL season and placed third on the Islanders with 33 points (9-24-33)...Recorded his first career power-play goal on 3/12 at Montreal and first career shorthanded goal on 3/27 at Detroit...Picked up three multi-point games.

2007-08: Spent a majority of his second season in North America with the AHL's Bridgeport Sound Tigers, recording 38 points (10-28-38) in 48 games...Also picked up three points (2-1-3) in 16 games with the Islanders during his second NHL stint.

2006-07: Debuted in North America with 44 points (20-24-44) in 54 games with the AHL's Bridgeport Sound Tigers...Made his NHL debut on 1/6 at Carolina, becoming the first Danish-born or raised citizen to play in the NHL...Recorded his first NHL point (assist) and goal (which turned

81 FRANS NIELSEN

CONTINUED

out to be the game-winning goal) on 2/24 vs. Montreal... Recorded three assists in six games at the IIHF World Championship.

2005-06: Skated for Timra in the Swedish Hockey League and picked up 18 points (5-13-18).

2004-05: Appeared in 49 games for Malmo during his third full professional season, contributing 15 points (8-7-15)...Scored three goals for Denmark at the IIHF World Championship.

2003-04: Collected 16 points (9-7-16) in 50 games for Malmo in the Swedish Hockey League...Notched three assists in six games at the IIHF World Championship for Denmark.

2002-03: Logged nine points (3-6-9) in 47 games for the Malmo Redhawks in his first full professional season.

2001-02: Made his professional debut at age 17 by skating in 20 games with Malmo in the Swedish Hockey League, recording one assist...Also racked up 42 points (15-27-42) in 29 games for Malmo at the Swedish junior level.



2000-01: Scored at a near-point-per-game pace in Denmark's top professional league, recording 37 points (18-19-37) in 38 games for Herning Blue Fox at age 16.

CAREER HIGHLIGHTS

FIRSTS

FIRST GP: 01/06/2007 NYI 2 AT CAR 4
FIRST ASST: 02/24/2007 NYI 3 VS MTL 2
FIRST GOAL: 02/24/2007 NYI 3 VS MTL 2

MOSTS:

GOALS: 3 (2X) 12/04/2018 DET 5 VS TB 6
ASSISTS: 3 (4X) 10/08/2013 NYI 6 VS PHX 1
POINTS: 3 (13X) 12/04/2018 DET 5 VS TB 6 (3G-0A)

MOST RECENTLY

SOG: 8 (2X) 04/08/2014 NYI 1 VS OTT 4
PIM: 10 (2X) 03/12/2011 NYI 2 AT NJ 3
HAT TRICKS: 2 12/04/2018 DET 5 VS TB 6 (3G)
MULTI-PT GAMES: 90 01/20/2019 DET 2 AT VAN 3 (1G-1A)

LONGEST PERSONAL STREAKS:


GOALS: 4 (1X) 10/19/2013 10/26/2013 (4G)
ASSISTS: 6 (1X) 01/14/2014 01/23/2014 (6A)
PTS: 6 (1X) 01/14/2014 01/23/2014 (1G-6A)

CAREER STATS

REGULAR SEASON

PLAYOFFS (BOLD)

SEASON	CLUB	LEAGUE	GP	G	A	P	PM	GP	G	A	P	PM
2006-07	NY ISLANDERS	NHL	15	1	1	2	0	0	0	0	0	0
2007-08	NY ISLANDERS	NHL	16	2	1	3	0	0	0	0	0	0
2008-09	NY ISLANDERS	NHL	59	9	24	33	18	0	0	0	0	0
2009-10	NY ISLANDERS	NHL	76	12	26	38	6	0	0	0	0	0
2010-11	NY ISLANDERS	NHL	71	13	31	44	38	0	0	0	0	0
2011-12	NY ISLANDERS	NHL	82	17	30	47	6	0	0	0	0	0
2012-13	NY ISLANDERS	NHL	48	6	23	29	12	6	0	2	2	0
2013-14	NY ISLANDERS	NHL	80	25	33	58	8	0	0	0	0	0
2014-15	NY ISLANDERS	NHL	78	14	29	43	12	7	1	1	2	0
2015-16	NY ISLANDERS	NHL	81	20	32	52	12	11	3	3	6	2
2016-17	DETROIT	NHL	79	17	24	41	18	0	0	0	0	0
2017-18	DETROIT	NHL	79	16	17	33	14	0	0	0	0	0
2018-19	DETROIT	NHL	72	10	25	35	14	0	0	0	0	0
DETROIT TOTALS			230	43	66	109	46	0	0	0	0	0
NHL TOTALS			836	162	296	458	158	24	4	6	10	2



27 MICHAEL RASMUSSEN

6-6 • 229 lbs., Center, Shoots Left

Born: Surrey, British Columbia – April 17, 1999

Last Amateur Club: Tri-City Americans (WHL)

BECAME A RED WING: First round (9th overall) of the 2017 NHL Entry Draft

CAREER

Entering his second NHL season...One of five Red Wings to make NHL debut on opening night in 2018-19, 10/4/18 vs. Columbus...Scored his first NHL goal on 10/30 at Columbus...Was Detroit's first top-10 draft pick since 1991 (Martin Lapointe) at the 2017 NHL Entry Draft...Represented Canada at the 2016 Ivan Hlinka Tournament and Canada Black at the 2015 World Under-17 Hockey Challenge.

BY SEASON

2018-19: Made the Red Wings' roster at the age of 19 and appeared in 62 games with the team...Ranked among Detroit's leaders with eight goals (9th), four power-play goals (T3rd), a 10.8% shooting percentage (6th) and 84 hits (T4th)...Made his NHL debut on 10/4 vs. Columbus...Picked up his first career point (assist) on 10/8 at Anaheim...Scored his first NHL goal on 10/30 at Columbus (Sergei Bobrovsky)...Had goals in back-to-back games from 10/30-11/1...Became the sixth teenager in franchise history to score in three-straight games, 11/3-11/17...Logged his first NHL fighting major on 12/14 vs. Ottawa (Ben Harpur)...Registered his first NHL multi-point game on 2/7 vs. Vegas (1-1-2)...Also logged a two-point game (1-1-2) on 3/14 vs. Tampa Bay... Scored two goals during a three-game conditioning stint with the AHL's Grand Rapids Griffins.

2017-18: Played his third full season for the Western Hockey League's Tri-City Americans and served as the team's captain...Limited to 47 regular-season games due to injury but ranked among team leaders with 31 goals (2nd), 28 assists (7th), 59 points (4th), a plus-17 rating (1st) and 17 power-play goals (1st)...Tied for fifth in the WHL in power-play goals...Had six multi-goal games... Racked up a team-best 33 points (16-17-33) in just 14 playoff games...Helped Tri-City to back-to-back series sweeps over the top two seeded teams in post-season play to reach WHL Conference Finals...Had multiple points in each of his first seven WHL playoff games, including three three-point games and three four-point games...Logged a playoff hat trick on 4/7 at Victoria...Had points in 11 of his first 12 playoff games...Finished second overall in WHL postseason scoring despite Tri-City falling in the Conference Finals...Represented the WHL All-Stars at the Canada-Russia series and notched two assists in two games.

CAREER STATS VS. NHL

TEAM	GP	G	A	PTS	PIM
ANA	1	0	1	1	0
ARI	2	1	0	1	2
BOS	3	0	1	1	0
BUF	2	0	0	0	2
CGY	1	0	1	1	0
CAR	3	0	0	0	2
CHI	2	0	0	0	2
COL	2	0	0	0	2
CBJ	3	1	0	1	4
DAL	2	0	0	0	0
DET	0	0	0	0	0
EDM	1	0	1	1	0
FLA	4	0	0	0	4
L.A.	2	0	0	0	0
MIN	1	0	0	0	0
MTL	2	0	0	0	0
NSH	2	0	0	0	0
NJ	2	2	0	2	0
NYI	3	0	0	0	0
NYR	3	0	1	1	2
OTT	3	1	1	2	7
PHI	3	0	0	0	2
PIT	1	0	1	1	0
SJ	1	0	0	0	0
STL	2	0	1	1	0
TB	4	1	1	2	0
TOR	3	1	0	1	0
VAN	1	0	0	0	0
VGK	1	1	1	2	0
WSH	2	0	0	0	0
WPG	0	0	0	0	0
TOTAL	62	8	10	18	29

27 MICHAEL RASMUSSEN

CONTINUED



2016-17: Appeared in 50 games for the WHL's Tri-City Americans and totaled 55 points (32-23-55)...Placed among Tri-City's leaders with 32 goals (2nd), 23 assists (9th), 55 points (7th), 15 power-play goals (1st), 29 power-play points (T2nd) and five game-winning goals (T1st)...His 15 power-play goals tied for sixth overall in the league...Had a four-goal game in the season-opener on 9/24 vs. Spokane...Ran a nine-game point streak from 10/28-

11/19, netting 17 points (9-8-17)...Skated for Canada at the Hlinka-Gretzky Cup and logged four points (1-3-4) in four games.

2015-16: Posted 43 points (18-25-43) and 37 penalty minutes in 63 games for the Tri-City Americans in his rookie major-junior campaign...Finished 14th in WHL rookie scoring.

CAREER HIGHLIGHTS

FIRSTS

FIRST GP:.....10/04/2018 DET 2 VS CBJ 3
FIRST ASST:.....10/08/2018 DET 2 AT ANA 3
FIRST GOAL:.....10/30/2018 DET 5 AT CBJ 3

MOSTS:

GOALS: 1 (8X).....03/14/2019 DET 4 VS TB 5
ASSISTS: 1 (10X).....03/19/2019 DET 3 AT NYR 2
POINTS: 2 (2X).....03/14/2019 DET 4 VS TB 5 (1G-1A)

MOST RECENTLY

SOG: 7 (1X).....02/07/2019 DET 3 VS VGK 4
PIM: 5 (1X).....12/14/2018 DET 2 VS OTT 4
HAT TRICKS: NONE
MULTI-PT GAMES: 2.....03/14/2019 DET 4 VS TB 5 (1G-1A)

LONGEST PERSONAL STREAKS:

GOALS: 3 (1X).....11/13/2018 11/17/2018 (3G)
ASSISTS: 2 (1X).....11/28/2018 12/01/2018 (2A)
PTS: 3 (2X).....11/13/2018 11/17/2018 (3G-0A)

CAREER STATS

REGULAR SEASON

PLAYOFFS (BOLD)

SEASON	CLUB	LEAGUE	GP	G	A	P	PM	GP	G	A	P	PM
2018-19	DETROIT	NHL	62	8	10	18	29	0	0	0	0	0
DETROIT TOTALS			62	8	10	18	29	0	0	0	0	0
NHL TOTALS			62	8	10	18	29	0	0	0	0	0



HOWIE DOES IT

Jimmy Howard again saw the bulk of the action in net for the Red Wings, surpassing 50 appearances for the seventh time in his 10 full NHL seasons. Howard, who was Detroit's representative at the 2019 NHL All-Star Game, made history by becoming the 71st goaltender in NHL history to reach 500 career NHL games on Feb. 14, 2019 vs. Ottawa, joining Chris Osgood and Terry Sawchuk as the only three goaltenders to play 500 games with the Red Wings.




JACK ADAMS • RIGHT WING

BORN FEBRUARY 5, 1997 – BOXFORD, MASSACHUSETTS

HEIGHT 6.06 – WEIGHT 210 – SHOOTS RIGHT

Selected by Detroit in the sixth round (162nd overall) of the 2017 NHL Entry Draft

Season	Team	Lge	REGULAR SEASON					PIM	PLAYOFFS				
			GP	G	A	Pts			GP	G	A	Pts	PIM
2012-13	Malden Catholic High	USHS-MA	20	1	1	2	--	--	--	--	--	--	--
2013-14	Malden Catholic High	USHS-MA	15	4	3	7	--	--	--	--	--	--	--
2014-15	Malden Catholic High	USHS-MA	21	12	7	19	--	--	--	--	--	--	--
2015-16	Fargo Force	USHL	54	8	16	24	42	--	--	--	--	--	--
2016-17	Fargo Force	USHL	56	37	23	60	55	--	--	--	--	--	--
2017-18	Union Dutchmen	ECAC	28	4	9	13	10	--	--	--	--	--	--
2018-19	Union Dutchmen	ECAC	38	10	12	22	29	--	--	--	--	--	--




SETH BARTON • DEFENSE

BORN AUGUST 18, 1999 – KELOWNA, BRITISH COLUMBIA

HEIGHT 6.03 – WEIGHT 185 – SHOOTS RIGHT

Selected by Detroit in the third round (81st overall) of the 2018 NHL Entry Draft

Season	Team	Lge	REGULAR SEASON					PIM	PLAYOFFS				
			GP	G	A	Pts			GP	G	A	Pts	PIM
2015-16	Okanagan Rockets	BCMML	37	1	11	12	62	5	0	2	2	4	4
2016-17	Okanagan Rockets	BCMML	35	11	27	38	33	2	0	0	0	0	4
	Nanaimo Clippers	BCHL	2	0	0	0	2	--	--	--	--	--	--
2017-18	Trail Smoke Eaters	BCHL	49	6	27	33	32	16	3	8	11	8	8
2018-19	UMass-Lowell River Hawks	HE	33	2	8	10	25	--	--	--	--	--	--




JONATAN BERGGREN • RIGHT WING

BORN JULY 16, 2000 – UPPSALA, SWEDEN

HEIGHT 5.10 – WEIGHT 181 – SHOOTS LEFT

Selected by Detroit in the second round (33rd overall) of the 2018 NHL Entry Draft

Season	Team	Lge	REGULAR SEASON					PIM	PLAYOFFS				
			GP	G	A	Pts			GP	G	A	Pts	PIM
2013-14	Enkoping SK	Swe-U16	23	30	36	66	8	--	--	--	--	--	--
	Enkoping SK	Swe-U18	33	21	12	33	14	--	--	--	--	--	--
2014-15	Enkoping SK	Swe-U16	2	1	0	1	0	--	--	--	--	--	--
	Enkoping SK	Swe-U18	26	22	28	50	12	6	4	7	11	6	6
2015-16	Skelleftea AIK	Swe-U16	6	6	7	13	6	--	--	--	--	--	--
	Skelleftea AIK	Swe-U18	34	16	21	37	10	2	0	0	0	0	0
2016-17	Skelleftea AIK	Swe-U18	15	8	11	19	57	6	6	3	9	4	4
	Skelleftea AIK	Swe-U20	29	6	6	12	8	--	--	--	--	--	--
2017-18	Skelleftea AIK	Swe-U18	1	0	1	1	0	--	--	--	--	--	--
	Skelleftea AIK	Swe-U20	38	18	39	57	34	3	1	4	5	4	4
2018-19	Skelleftea AIK	SHL	10	0	0	0	0	--	--	--	--	--	--
	Skelleftea AIK	SHL	16	0	3	3	4	--	--	--	--	--	--
PRO TOTALS			26	0	3	3	4	0	0	0	0	0	0



GUSTAV BERGLUND • DEFENSE

BORN JANUARY 8, 2001 – HUSKVARNA, SWEDEN

HEIGHT 6.02 – WEIGHT 200 – SHOOTS RIGHT

Selected by Detroit in the sixth round (177th overall) of the 2019 NHL Entry Draft

Season	Team	Lge	REGULAR SEASON					PLAYOFFS				
			GP	G	A	Pts	PIM	GP	G	A	Pts	PIM
2015-16	HV71	Swe-U16	8	1	2	3	2	1	0	0	0	0
2016-17	HV71	Swe-U16	21	7	11	18	22	6	3	8	11	4
	HV71	Swe-U18	11	1	1	2	2	--	--	--	--	--
	Frolunda HC	Swe-U18	28	3	12	15	20	7	0	4	4	--
2018-19	Frolunda HC	Swe-U18	28	13	16	29	20	7	1	0	1	0
	Frolunda HC	Swe-U20	9	0	0	0	2	--	--	--	--	--



VICTOR BRATTSTROM • GOALTENDER

BORN MARCH 22, 1997 – GOTHENBURG, SWEDEN

HEIGHT 6.04 – WEIGHT 198 – CATCHES LEFT

Selected by Detroit in the sixth round (160th overall) of the 2018 NHL Entry Draft

Season	Team	League	REGULAR SEASON					PLAYOFFS					
			GP	W	L	T/SOL	GAA	SO	GP	W	L	GAA	SO
2012-13	Frolunda HC	Swe-U16	28	22	6	0	2.35	2	--	--	--	--	--
2013-14	Frolunda HC	Swe-U18	20	15	5	0	2.05	4	3	2	1	3.19	0
2014-15	Frolunda HC	Swe-U18	20	14	6	0	2.30	1	4	2	2	3.22	1
	Frolunda HC	Swe-U20	1	0	0	0	0.00	0	--	--	--	--	--
2015-16	Frolunda HC	Swe-U20	27	18	9	0	2.26	4	3	2	0	2.93	0
	Trollhattans HC	Swe-4	3	2	1	0	3.43	0	--	--	--	--	--
2016-17	Timrå IK	Swe-U20	31	18	11	0	2.29	2	4	2	2	2.03	1
2017-18	Timrå IK	Swe-U20	2	0	2	0	2.40	0	--	--	--	--	--
	Timrå IK	Swe-2	15	10	5	0	1.93	3	--	--	--	--	--
2018-19	Timrå IK	SHL	23	5	14	0	2.81	0	--	--	--	--	--
	PRO TOTALS		38	15	19	0	2.42	3	0	0	0	0.00	0



MATTIAS ELFSTROM • LEFT WING

BORN JANUARY 8, 1997 – STOCKHOLM, SWEDEN

HEIGHT 6.04 – WEIGHT 194 – SHOOTS LEFT

Selected by Detroit in the seventh round (197th overall) of the 2016 NHL Entry Draft

Season	Team	Lge	REGULAR SEASON					PLAYOFFS				
			GP	G	A	Pts	PIM	GP	G	A	Pts	PIM
2012-13	Boras HC	Swe-U18	31	7	11	18	12	--	--	--	--	--
2013-14	Malmo Redhawks	Swe-U18	36	10	15	25	12	--	--	--	--	--
	Malmo Redhawks	Swe-U20	--	--	--	--	--	1	0	0	0	0
	Malmo Redhawks	Swe-U18	20	8	5	13	4	1	0	0	0	0
2014-15	Malmo Redhawks	Swe-U20	32	3	2	5	4	1	0	0	0	0
	Malmo Redhawks	Swe-U20	43	11	20	31	16	3	1	3	4	0
	Malmo Redhawks	SHL	5	0	0	0	2	--	--	--	--	--
2015-16	Tyringe SoSS	Swe-3	2	1	1	2	0	--	--	--	--	--
	Malmo Redhawks	Swe-U20	36	18	25	43	16	2	0	1	1	0
	Malmo Redhawks	SHL	4	0	0	0	0	--	--	--	--	--
2016-17	IK Pantern	Swe-2	22	1	3	4	6	--	--	--	--	--
	Vasterviks IK	Swe-2	49	5	4	9	10	8	1	2	3	2
	Nybro Vikings IF	Swe-3	1	0	0	0	2	--	--	--	--	--
2018-19	Hanhals IF	Swe-3	35	13	22	35	22	2	0	0	0	0
PRO TOTALS			80	6	7	13	18	8	1	2	3	0



JESPER ELIASSON • GOALTENDER

BORN MARCH 21, 2000 – EKSJO, SWEDEN

HEIGHT 6.03 – WEIGHT 209 – CATCHES LEFT

Selected by Detroit in the third round (84th overall) of the 2018 NHL Entry Draft

Season	Team	League	REGULAR SEASON					PLAYOFFS					
			GP	W	L	T/SOL	GAA	SO	GP	W	L	GAA	SO
2015-16	Boro/Vetlanda	Swe-U18	4	2	1	0	3.55	0	--	--	--	--	--
	Boro/Vetlanda	Swe-U20	6	3	2	0	5.06	0	--	--	--	--	--
2016-17	IF Troja-Ljungby	Swe-U18	28	14	14	0	3.07	2	2	0	2	2.53	0
	IF Troja-Ljungby	Swe-U20	16	12	4	0	1.71	2	2	1	1	3.00	0
2017-18	IF Troja-Ljungby	Swe-3	1	1	0	0	2.10	0	--	--	--	--	--
	IF Troja-Ljungby	Swe-U18	30	21	9	0	2.35	3	2	0	2	2.57	0
	IF Troja-Ljungby	Swe-U20	19	12	7	0	1.93	4	--	--	--	--	--
2018-19	Vaxjo Lakers	Swe-U20	33	19	11	0	2.43	2	2	0	2	2.17	0




TURNER ELSON • LEFT WING

BORN SEPTEMBER 13, 1992 – NEW WESTMINSTER, B.C.

HEIGHT 6.00 – WEIGHT 181 – SHOOTS LEFT

Signed by Detroit as a free agent on February 5, 2019

			REGULAR SEASON					PLAYOFFS				
Season	Team	Lge	GP	G	A	Pts	PIM	GP	G	A	Pts	PIM
2008-09	St. Albert Raiders AAA	AMHL	33	11	12	23	77	2	0	0	0	4
2009-10	Red Deer Rebels	WHL	66	9	8	17	94	4	0	0	0	4
2010-11	Red Deer Rebels	WHL	68	16	15	31	124	9	0	4	4	23
2011-12	Red Deer Rebels	WHL	55	21	25	46	59	--	--	--	--	--
2012-13	Abbotsford Heat	AHL	1	0	0	0	2	--	--	--	--	--
	Red Deer Rebels	WHL	64	26	31	57	60	9	5	4	9	6
2013-14	Abbotsford Heat	AHL	2	0	0	0	0	--	--	--	--	--
	Abbotsford Heat	AHL	37	2	1	3	19	--	--	--	--	--
	Alaska Aces	ECHL	18	5	10	15	18	21	7	4	11	16
2014-15	Adirondack Flames	AHL	59	17	13	30	52	--	--	--	--	--
2015-16	Stockton Heat	AHL	63	14	16	30	59	--	--	--	--	--
	Calgary Flames	NHL	1	0	1	1	0	--	--	--	--	--
2016-17	San Antonio Rampage	AHL	13	1	2	3	12	--	--	--	--	--
2017-18	Grand Rapids Griffins	AHL	57	9	12	21	49	5	2	0	2	0
2018-19	Grand Rapids Griffins	AHL	72	18	21	39	80	5	2	2	4	0
NHL TOTALS			1	0	1	1	0	0	0	0	0	0
PRO TOTALS			323	66	76	142	291	31	11	6	17	16



KADEN FULCHER • GOALTENDER

BORN SEPTEMBER 23, 1998 – BRIGDEN, ONTARIO

HEIGHT 6.03 – WEIGHT 201 – CATCHES LEFT

Signed by Detroit as a free agent on October 3, 2017

Season	Team	League	REGULAR SEASON					SO	PLAYOFFS				
			GP	W	L	T/SOL	GAA		GP	W	L	GAA	SO
2013-14	Lambton Jr. Sting	AHMMPL	15	--	--	--	2.76	--	5	--	--	3.55	--
2014-15	The Hill Academy	CAHS	36	23	9	4	1.75	--	--	--	--	--	--
2015-16	The Hill Academy	ECEL	2	--	--	--	1.44	--	--	--	--	--	--
	Sarnia Sting	OHL	3	2	0	1	3.30	0	--	--	--	--	--
	Hamilton Bulldogs	OHL	14	4	10	0	4.48	0	--	--	--	--	--
2016-17	Hamilton Bulldogs	OHL	43	19	17	3	3.21	2	1	0	0	3.00	0
2017-18	Hamilton Bulldogs	OHL	55	32	17	2	2.86	3	21	16	5	2.70	0
2018-19	Toledo Walleye	ECHL	28	15	7	6	3.00	1	--	--	--	--	--
	Detroit Red Wings	NHL	1	0	0	0	4.41	0	--	--	--	--	--
NHL TOTALS			1	0	0	0	4.41	0	0	0	0	0.00	0
PRO TOTALS			29	15	7	6	3.02	1	0	0	0	0.00	0




ALBIN GREWE • RIGHT WING

BORN MARCH 22, 2001 – MARSTA, SWEDEN

HEIGHT 6.00 – WEIGHT 187 – SHOOTS LEFT

Selected by Detroit in the third round (66th overall) of the 2019 NHL Entry Draft

			REGULAR SEASON					PLAYOFFS				
Season	Team	Lge	GP	G	A	Pts	PIM	GP	G	A	Pts	PIM
2014-15	IFK Taby	Swe-U16	14	4	7	11	6	--	--	--	--	--
	IFK Taby	Swe-U18	1	0	0	0	2	--	--	--	--	--
2015-16	IFK Taby	Swe-U16	17	13	15	28	34	4	3	3	6	0
	IFK Taby	Swe-U18	22	9	13	22	20	1	0	0	0	0
	IFK Taby	Swe-U20	6	1	1	2	6	1	0	0	0	0
	Djurgardens IF	Swe-U16	3	4	4	8	6	--	--	--	--	--
2016-17	Djurgardens IF	Swe-U18	30	21	24	45	61	--	--	--	--	--
	Djurgardens IF	Swe-U18	2	1	4	5	4	5	3	6	9	18
2017-18	Djurgardens IF	Swe-U20	36	10	17	27	54	3	0	1	1	8
	Djurgardens IF	Swe-18	--	--	--	--	--	3	1	1	2	6
2018-19	Djurgardens IF	Swe-U20	25	13	21	34	102	8	2	4	6	2
	Djurgardens IF	SHL	15	0	0	0	16	1	0	0	0	0
PRO TOTALS			15	0	0	0	16	1	0	0	0	0



CARTER GYLANDER • GOALTENDER

BORN JUNE 5, 2001 – BEAUMONT, ALBERTA

HEIGHT 6.04 – WEIGHT 170 – CATCHES LEFT

Selected by Detroit in the seventh round (191st overall) of the 2019 NHL Entry Draft

Season	Team	League	REGULAR SEASON					PLAYOFFS					
			GP	W	L	T/SOL	GAA	SO	GP	W	L	GAA	SO
2015-16	Leduc Oil Kings	AMBHL	22	--	--	--	3.96	--	--	--	--	--	--
2016-17	Leduc Oil Kings	AMMHL	21	--	--	--	3.59	--	2	--	--	2.61	--
2017-18	Leduc Oil Kings	AMHL	22	--	--	--	3.71	--	--	--	--	--	--
2018-19	Sherwood Park Crusaders	AJHL	2	1	0	0	3.53	0	--	--	--	--	--
	Sherwood Park Crusaders	AJHL	22	16	4	0	2.43	3	1	--	--	1.95	--




JOE HICKETTS • DEFENSE

BORN MAY 4, 1996 – KAMLOOPS, BRITISH COLUMBIA

HEIGHT 5.08 – WEIGHT 180 – SHOOTS LEFT

Signed by Detroit as a free agent on September 24, 2014

Season	Team	Lge	REGULAR SEASON					PLAYOFFS				
			GP	G	A	Pts	PIM	GP	G	A	Pts	PIM
2011-12	Okanagan Academy AAA	OMAHA	51	17	37	54	44	--	--	--	--	--
	Okanagan Academy AAA	CSSHL	12	6	6	12	14	2	0	0	0	0
2012-13	Victoria Royals	WHL	67	6	8	24	45	4	0	1	1	2
2013-14	Victoria Royals	WHL	36	6	18	24	12	9	0	2	2	9
2014-15	Victoria Royals	WHL	62	12	52	64	48	10	0	5	5	10
2015-16	Victoria Royals	WHL	59	8	53	61	44	6	1	6	7	8
2016-17	Grand Rapids Griffins	AHL	73	7	27	34	40	19	1	7	8	8
2017-18	Grand Rapids Griffins	AHL	67	3	9	12	32	5	0	2	2	2
	Detroit Red Wings	NHL	5	0	3	3	2	--	--	--	--	--
2018-19	Detroit Red Wings	NHL	11	0	0	0	0	--	--	--	--	--
	Grand Rapids Griffins	AHL	64	3	24	27	67	5	0	1	1	8
NHL TOTALS			16	0	3	3	2	0	0	0	0	0
PRO TOTALS			220	13	63	76	141	29	1	10	11	18




TARO HIROSE • LEFT WING

BORN JUNE 30, 1996 – CALGARY, ALBERTA

HEIGHT 5.10 – WEIGHT 162 – SHOOTS LEFT

Signed by Detroit as a free agent on March 12, 2019

Season	Team	Lge	REGULAR SEASON					PLAYOFFS				
			GP	G	A	Pts	PIM	GP	G	A	Pts	PIM
2010-11	Calgary Northstar Sabres	AMBHL	33	14	26	40	12	--	--	--	--	--
	CNHA Blazers	AMMHL	3	1	0	1	0	--	--	--	--	--
2011-12	Edge School Maroon	CSSVHL	24	23	14	37	27	1	1	0	1	0
	Edge School Maroon	NAMHL	17	15	16	31	21	--	--	--	--	--
2012-13	Edge School	CSSHL	12	6	13	19	14	2	0	2	2	0
	Edge School	MPHL	13	7	10	17	2	3	1	0	1	0
2013-14	Edge School	CSSHL	27	21	22	43	6	3	4	2	6	0
	Edge School	MPHL	13	8	8	16	2	3	2	2	4	0
2014-15	Salmon Arm Silverbacks	BCHL	58	18	32	50	12	--	--	--	--	--
2015-16	Salmon Arm Silverbacks	BCHL	58	15	56	71	18	6	1	4	5	0
2016-17	Michigan State Spartans	B10	34	6	18	24	23	--	--	--	--	--
2017-18	Michigan State Spartans	B10	36	12	30	42	4	--	--	--	--	--
2018-19	Michigan State Spartans	B10	36	15	35	50	12	--	--	--	--	--
	Detroit Red Wings	NHL	10	1	6	7	2	--	--	--	--	--
NHL/PRO TOTALS			10	1	6	7	2	0	0	0	0	0




PATRICK HOLWAY • DEFENSE

BORN OCTOBER 1, 1996 – COHASSET, MASSACHUSETTS

HEIGHT 6.05 – WEIGHT 220 – SHOOTS RIGHT

Selected by Detroit in the sixth round (170th overall) of the 2015 NHL Entry Draft

Season	Team	Lge	REGULAR SEASON					PLAYOFFS				
			GP	G	A	Pts	PIM	GP	G	A	Pts	PIM
2010-11	Boston Advantage U16	T1EHL	5	0	0	0	0	--	--	--	--	--
2011-12	Boston Advantage U16	T1EHL	40	2	6	8	18	--	--	--	--	--
2012-13	Boston Advantage U16	T1EHL	41	4	15	19	43	--	--	--	--	--
	Boston Advantage U18	T1EHL	1	0	0	0	0	--	--	--	--	--
2013-14	Boston Advantage U18	T1EHL	34	8	11	19	51	--	--	--	--	--
2014-15	Boston Advantage U18	T1EHL	28	8	17	25	34	4	0	0	0	4
2015-16	Dubuque Fighting Saints	USHL	37	1	6	7	32	--	--	--	--	--
	Sioux City Musketeers	USHL	7	0	1	1	35	--	--	--	--	--
2016-17	Maine Black Bears	HE	33	4	9	13	16	--	--	--	--	--
2017-18	Maine Black Bears	HE	33	6	13	19	36	--	--	--	--	--
2018-19	NCAA Transfer Year	--- Did Not Play ---										



ALBERT JOHANSSON • DEFENSE

BORN JANUARY 4, 2001 – KARLSTAD, SWEDEN

HEIGHT 6.00 – WEIGHT 168 – SHOOTS LEFT

Selected by Detroit in the second round (60th overall) of the 2019 NHL Entry Draft

Season	Team	Lge	REGULAR SEASON					PLAYOFFS				
			GP	G	A	Pts	PIM	GP	G	A	Pts	PIM
2014-15	Farjestad BK	Swe-U16	6	2	2	4	6	--	--	--	--	--
2015-16	Farjestad BK	Swe-U16	22	5	6	11	10	--	--	--	--	--
2016-17	Farjestad BK	Swe-U16	38	4	7	11	66	--	--	--	--	--
	Farjestad BK	Swe-U18	10	1	1	2	0	--	--	--	--	--
2017-18	Farjestad BK	Swe-U18	35	11	25	36	14	5	0	3	3	10
	Farjestad BK	Swe-U20	9	1	3	4	2	--	--	--	--	--
2018-19	Farjestad BK	Swe-U18	5	3	3	6	0	6	2	3	5	2
	Farjestad BK	Swe-U20	40	5	24	29	63	2	0	0	0	0
	Farjestad BK	SHL	3	0	0	0	0	--	--	--	--	--
PRO TOTALS			3	0	0	0	0	0	0	0	0	0



OLIVER KASKI • DEFENSE

BORN SEPTEMBER 14, 1995 – PORI, FINLAND

HEIGHT 6.03 – WEIGHT 190 – SHOOTS RIGHT

Signed by Detroit as a free agent on May 28, 2019

Season	Team	Lge	REGULAR SEASON					PLAYOFFS				
			GP	G	A	Pts	PIM	GP	G	A	Pts	PIM
2010-11	Assat	Fin-U16	15	0	0	0	0	--	--	--	--	--
2011-12	KJK	Fin-U17	4	4	2	6	2	--	--	--	--	--
	Assat	Fin-U17	13	12	12	24	6	--	--	--	--	--
	Dallas Penguins AA	Minor-TX	1	0	0	0	0	--	--	--	--	--
2012-13	Assat	Fin-U18	37	14	10	24	6	--	--	--	--	--
2013-14	Assat	Fin-U20	37	10	7	17	10	7	1	1	2	0
2014-15	Assat	Fin-U20	48	10	27	37	12	4	0	1	1	0
2015-16	Western Michigan Broncos	NCHC	31	4	8	12	4	--	--	--	--	--
2016-17	Western Michigan Broncos	NCHC	1	0	0	0	0	--	--	--	--	--
	Kiekko-Vantaa	Fin-2	3	0	1	2	2	--	--	--	--	--
	HIFK	Fin-U20	3	3	2	5	2	--	--	--	--	--
	HIFK	SM-Liiga	36	2	4	6	0	12	1	1	2	0
2017-18	HIFK	SM-Liiga	49	9	7	16	10	13	3	4	7	0
2018-19	Pelicans	SM-Liiga	59	19	32	51	10	6	2	2	4	0
PRO TOTALS			147	30	44	74	22	31	6	7	13	0



OTTO KIVENMAKI • CENTER

BORN MARCH 24, 2000 – PORI, FINLAND

HEIGHT 5.08 – WEIGHT 154 – SHOOTS LEFT

Selected by Detroit in the seventh round (191st overall) of the 2018 NHL Entry Draft

Season	Team	Lge	REGULAR SEASON					PLAYOFFS				
			GP	G	A	Pts	PIM	GP	G	A	Pts	PIM
2014-15	Assat	Fin-U16	22	6	16	22	2	--	--	--	--	--
2015-16	Assat	Fin-U16	32	17	45	62	14	--	--	--	--	--
	Assat	Fin-U18	12	6	7	13	4	--	--	--	--	--
	Assat	Fin-U18	14	9	9	18	6	--	--	--	--	--
2016-17	Assat	Fin-U20	29	3	6	9	35	7	1	1	2	2
	Assat	Fin-U18	2	2	3	5	2	--	--	--	--	--
	Assat	Fin-U20	37	11	26	37	10	2	0	0	0	2
2018-19	Assat	Fin-U20	23	11	24	35	2	--	--	--	--	--
	Assat	SM-Liiga	34	2	14	16	8	--	--	--	--	--
PRO TOTALS			34	2	14	16	8	0	0	0	0	0




KASPER KOTKANSALO • DEFENSE

BORN NOVEMBER 16, 1998 – HELSINKI, FINLAND

HEIGHT 6.03 – WEIGHT 205 – SHOOTS LEFT

Selected by Detroit in the third round (71st overall) of the 2017 NHL Entry Draft

Season	Team	Lge	REGULAR SEASON					PLAYOFFS				
			GP	G	A	Pts	PIM	GP	G	A	Pts	PIM
2012-13	Espoo Blues II	Fin-U16	20	1	14	15	0	--	--	--	--	--
	Espoo Blues	Fin-U16	17	2	1	3	2	11	1	1	2	0
2013-14	Espoo Blues	Fin-U16	20	10	21	31	26	7	2	7	9	24
	Espoo Blues II	Fin-U18	4	1	1	2	0	--	--	--	--	--
	Espoo Blues	Fin-U18	--	--	--	--	--	2	0	0	0	0
	Espoo Blues	Fin-U18	17	4	10	14	10	9	0	4	4	6
2015-16	Espoo Blues	Fin-U20	48	4	15	19	36	6	0	3	3	4
2016-17	Sioux Falls Stampede	USHL	47	1	11	12	43	--	--	--	--	--
2017-18	Boston University Terriers	HE	40	2	4	6	22	--	--	--	--	--
2018-19	Boston University Terriers	HE	38	0	11	11	16	--	--	--	--	--



RYAN KUFFNER • RIGHT WING

BORN JUNE 12, 1996 – OTTAWA, ONTARIO

HEIGHT 6.01 – WEIGHT 186 – SHOOTS LEFT

Signed by Detroit as a free agent on March 12, 2019

			REGULAR SEASON					PLAYOFFS				
Season	Team	Lge	GP	G	A	Pts	PIM	GP	G	A	Pts	PIM
2009-10	Ottawa Jr. 67s	OEMBHL	27	9	20	29	2	11	9	10	19	6
2010-11	Ottawa Jr. 67s	OEBHL	23	12	26	38	8	11	7	8	15	2
2011-12	Ottawa Jr. 67s	OEMMHL	24	11	20	31	8	9	1	10	11	2
2012-13	Ottawa Jr. 67s	OEMHL	28	27	36	63	4	12	9	9	18	2
	Gloucester Rangers	CCHL	3	0	0	0	0	--	--	--	--	--
2013-14	Gloucester Rangers	CCHL	49	22	23	45	8	--	--	--	--	--
2014-15	Gloucester Rangers	CCHL	49	33	37	70	16	--	--	--	--	--
2015-16	Princeton Tigers	ECAC	31	5	15	20	4	--	--	--	--	--
2016-17	Princeton Tigers	ECAC	34	19	17	36	2	--	--	--	--	--
2017-18	Princeton Tigers	ECAC	36	29	23	52	6	--	--	--	--	--
2018-19	Princeton Tigers	ECAC	31	22	22	44	8	--	--	--	--	--
	Detroit Red Wings	NHL	10	0	0	0	0	--	--	--	--	--
NHL/PRO TOTALS			10	0	0	0	0	0	0	0	0	0




FILIP LARSSON • GOALTENDER

BORN AUGUST 17, 1998 – STOCKHOLM, SWEDEN

HEIGHT 6.02 – WEIGHT 194 – CATCHES LEFT

Selected by Detroit in the sixth round (167th overall) of the 2016 NHL Entry Draft

Season	Team	League	REGULAR SEASON						PLAYOFFS					
			GP	W	L	T/SOL	GAA	SO	GP	W	L	GAA	SO	
2013-14	Boo HC	Swe-U16	17	--	--	--	2.63	--	--	--	--	--	--	
2014-15	Djurgardens IF	Swe-U18	34	21	13	0	2.28	3	5	3	2	1.80	2	
	Djurgardens IF	Swe-U20	1	0	1	0	3.69	0	--	--	--	--	--	
2015-16	Djurgardens IF	Swe-U18	4	2	2	0	3.21	0	4	2	2	2.56	0	
	Djurgardens IF	Swe-U20	19	9	10	0	3.86	0	--	--	--	--	--	
2016-17	Djurgardens IF	Swe-U20	31	17	14	0	2.24	2	2	0	2	2.06	0	
2017-18	Tri-City Storm	USHL	30	18	10	0	1.65	7	--	--	--	--	--	
2018-19	Denver Pioneers	NCHC	22	13	6	3	1.95	4	--	--	--	--	--	



BRIAN LASHOFF • DEFENSE

BORN JULY 16, 1990 – ALBANY, NEW YORK

HEIGHT 6.03 – WEIGHT 213 – SHOOTS LEFT

Signed by Detroit as a free agent on October 1, 2008

Season	Team	Lge	REGULAR SEASON					PLAYOFFS				
			GP	G	A	Pts	PIM	GP	G	A	Pts	PIM
2006-07	Barrie Colts	OHL	47	2	10	12	20	5	0	1	1	2
2007-08	Barrie Colts	OHL	50	5	15	20	44	8	0	1	1	4
2008-09	Barrie Colts	OHL	25	1	12	13	19	--	--	--	--	--
	Kingston Frontenacs	OHL	35	6	13	19	32	--	--	--	--	--
	Grand Rapids Griffins	AHL	6	1	4	5	0	8	1	4	5	2
2009-10	Kingston Frontenacs	OHL	58	6	21	27	71	7	0	0	0	12
	Grand Rapids Griffins	AHL	6	0	2	2	2	--	--	--	--	--
2010-11	Grand Rapids Griffins	AHL	37	0	3	3	25	--	--	--	--	--
	Toledo Walleye	ECHL	3	0	1	1	0	--	--	--	--	--
2011-12	Grand Rapids Griffins	AHL	76	8	11	19	41	--	--	--	--	--
2012-13	Grand Rapids Griffins	AHL	37	2	4	6	23	18	0	1	1	10
	Detroit Red Wings	NHL	31	1	4	5	15	3	0	0	0	0
2013-14	Detroit Red Wings	NHL	75	1	5	6	36	5	0	0	0	0
2014-15	Detroit Red Wings	NHL	11	0	2	2	6	--	--	--	--	--
	Grand Rapids Griffins	AHL	32	1	6	7	12	16	0	3	3	8
2015-16	Grand Rapids Griffins	AHL	74	1	15	16	30	9	2	1	3	0
2016-17	Grand Rapids Griffins	AHL	62	3	8	11	32	17	1	3	4	12
	Detroit Red Wings	NHL	5	0	0	0	0	--	--	--	--	--
2017-18	Grand Rapids Griffins	AHL	70	5	10	15	29	5	1	2	3	2
	Detroit Red Wings	NHL	1	0	0	0	0	--	--	--	--	--
2018-19	Grand Rapids Griffins	AHL	53	1	13	14	33	2	0	1	1	0
	Detroit Red Wings	NHL	4	0	1	1	2	--	--	--	--	--
NHL TOTALS			127	2	12	14	59	8	0	0	0	0
PRO TOTALS			583	24	89	113	286	83	5	15	20	34



GUSTAV LINDSTROM • DEFENSE

BORN OCTOBER 20, 1998 – OSTERVALA, SWEDEN

HEIGHT 6.02 – WEIGHT 190 – SHOOTS RIGHT

Selected by Detroit in the second round (38th overall) of the 2017 NHL Entry Draft

Season	Team	Lge	REGULAR SEASON					PLAYOFFS				
			GP	G	A	Pts	PIM	GP	G	A	Pts	PIM
2014-15	Almtuna IS	Swe-U16	1	4	5	9	4	--	--	--	--	--
	Almtuna IS	Swe-U18	39	7	19	25	50	--	--	--	--	--
	Almtuna IS	Swe-U20	--	--	--	--	--	4	1	1	2	6
2015-16	Almtuna IS	Swe-U18	20	13	10	23	18	3	0	3	3	4
	Almtuna IS	Swe-U20	3	0	4	4	2	1	0	0	0	0
2016-17	Almtuna IS	Swe-U20	6	6	4	10	10	--	--	--	--	--
	Almtuna IS	Swe-2	48	2	7	9	26	--	--	--	--	--
2017-18	Almtuna IS	Swe-2	39	6	8	14	34	2	0	0	0	2
2018-19	Frolunda HC	SHL	40	3	3	6	50	6	0	0	0	0
PRO TOTALS			127	11	18	29	110	8	0	0	0	2



ALFONS MALMSTROM • DEFENSE

BORN JUNE 12, 1998 – LULEA, SWEDEN

HEIGHT 6.02 – WEIGHT 190 – SHOOTS LEFT

Selected by Detroit in the fourth round (107th overall) of the 2016 NHL Entry Draft

Season	Team	Lge	REGULAR SEASON					PLAYOFFS				
			GP	G	A	Pts	PIM	GP	G	A	Pts	PIM
2012-13	Overtornea HF	Swe-4	11	0	2	2	2	--	--	--	--	--
2013-14	Lulea HF	Swe-U18	32	3	14	17	8	--	--	--	--	--
2014-15	Lulea HF	Swe-U18	35	3	15	18	8	--	--	--	--	--
	Lulea HF	Swe-U20	2	0	0	0	0	--	--	--	--	--
2015-16	Orebro HK	Swe-U18	6	3	1	4	10	2	1	0	1	2
	Orebro HK	Swe-U20	41	2	6	8	36	--	--	--	--	--
2016-17	Orebro HK	Swe-U20	38	2	3	5	18	5	0	2	2	0
2017-18	HV71	Swe-U20	34	2	10	12	40	6	0	1	1	2
2018-19	Bodens HF	Swe-3	37	1	4	5	32	12	1	0	1	6


ROBERT MASTROSIMONE • CENTER

BORN JANUARY 24, 2001 – EAST ISLIP, NEW YORK

HEIGHT 5.10 – WEIGHT 170 – SHOOTS LEFT

Selected by Detroit in the second round (54th overall) of the 2019 NHL Entry Draft

Season	Team	Lge	REGULAR SEASON					PLAYOFFS				
			GP	G	A	Pts	PIM	GP	G	A	Pts	PIM
2014-15	Long Island Royals	AYBHL	36	34	35	69	24	4	1	1	2	4
2015-16	Shattuck St. Mary's	USHS-MN	61	53	58	111	28	--	--	--	--	--
2016-17	Shattuck St. Mary's	USHS-MN	41	23	21	44	14	--	--	--	--	--
2017-18	Chicago Steel	USHL	60	16	29	45	44	7	2	2	4	6
2018-19	Chicago Steel	USHL	54	31	29	60	28	11	7	8	15	4




DYLAN McILRATH • DEFENSE

BORN APRIL 20, 1992 – WINNIPEG, MANITOBA

HEIGHT 6.05 – WEIGHT 231 – SHOOTS RIGHT

Acquired by Detroit in a trade with Florida on March 1, 2017

Season	Team	Lge	REGULAR SEASON					PLAYOFFS				
			GP	G	A	Pts	PIM	GP	G	A	Pts	PIM
2007-08	Winnipeg Warriors	WCML	34	5	17	22	68	--	--	--	--	--
2008-09	Moose Jaw Warriors	WHL	53	1	3	4	102	--	--	--	--	--
2009-10	Moose Jaw Warriors	WHL	65	7	17	24	169	7	0	1	1	21
2010-11	Moose Jaw Warriors	WHL	62	5	18	23	153	6	0	0	0	15
	Connecticut Whale	AHL	2	0	0	0	7	--	--	--	--	--
2011-12	Moose Jaw Warriors	WHL	52	3	20	23	127	14	0	6	6	12
	Connecticut Whale	AHL	--	--	--	--	--	5	0	0	0	9
2012-13	Connecticut Whale	AHL	45	0	5	5	125	--	--	--	--	--
2013-14	Hartford Wolf Pack	AHL	62	6	11	17	165	--	--	--	--	--
	New York Rangers	NHL	2	0	0	0	7	--	--	--	--	--
2014-15	Hartford Wolf Pack	AHL	73	6	11	17	165	15	0	2	2	23
	New York Rangers	NHL	1	0	0	0	9	--	--	--	--	--
2015-16	New York Rangers	NHL	34	2	2	4	64	1	0	0	0	0
2016-17	New York Rangers	NHL	1	0	0	0	4	--	--	--	--	--
	Hartford Wolf Pack	AHL	4	0	0	0	11	--	--	--	--	--
	Florida Panthers	NHL	5	1	0	1	10	--	--	--	--	--
	Springfield Thunderbirds	AHL	18	1	3	4	28	--	--	--	--	--
	Grand Rapids Griffins	AHL	21	0	4	4	42	19	0	5	5	25
2017-18	Grand Rapids Griffins	AHL	76	7	10	17	119	5	0	0	0	4
2018-19	Grand Rapids Griffins	AHL	52	1	9	10	98	4	0	0	0	10
	Detroit Red Wings	NHL	7	0	0	0	4	--	--	--	--	--
NHL TOTALS			50	3	2	5	98	1	0	0	0	0
PRO TOTALS			403	24	55	79	858	49	0	7	7	71




JARED McISAAC • DEFENSE

BORN MARCH 27, 2000 – TRURO, NOVA SCOTIA

HEIGHT 6.01 – WEIGHT 196 – SHOOTS LEFT

Selected by Detroit in the second round (36th overall) of the 2018 NHL Entry Draft

Season	Team	Lge	REGULAR SEASON					PLAYOFFS				
			GP	G	A	Pts	PIM	GP	G	A	Pts	PIM
2013-14	Dartmouth Whalers	NSMBHL	32	12	22	34	30	--	--	--	--	--
2014-15	Cole Harbour Midget Major	NSMMHL	32	10	19	29	50	7	2	5	7	6
2015-16	Cole Harbour Midget Major	NSMMHL	33	14	22	36	44	9	3	6	9	32
2016-17	Halifax Mooseheads	QMJHL	59	4	28	32	60	5	0	0	0	2
2017-18	Halifax Mooseheads	QMJHL	65	9	38	47	86	9	0	4	4	8
2018-19	Halifax Mooseheads	QMJHL	53	16	46	62	56	22	2	14	16	38


COOPER MOORE • DEFENSE

BORN FEBRUARY 16, 2001 – COS COB, CONNECTICUT
 HEIGHT 6.01 – WEIGHT 181 – SHOOTS LEFT

Selected by Detroit in the fifth round (128th overall) of the 2019 NHL Entry Draft

Season	Team	Lge	REGULAR SEASON					PLAYOFFS				
			GP	G	A	Pts	PIM	GP	G	A	Pts	PIM
2016-17	Brunswick School	USHS-CT	32	3	15	18	--	--	--	--	--	--
2017-18	Brunswick School	USHS-CT	33	7	14	21	--	--	--	--	--	--
2018-19	Brunswick School	USHS-CT	28	13	18	31	--	--	--	--	--	--
	Mid-Fairfield Rangers	Minor-CT	7	2	1	3	4	--	--	--	--	--


RYAN O'REILLY • RIGHT WING

BORN MARCH 21, 2000 – SOUTHLAKE, TEXAS
 HEIGHT 6.02 – WEIGHT 212 – SHOOTS RIGHT

Selected by Detroit in the fourth round (98th overall) of the 2018 NHL Entry Draft

Season	Team	Lge	REGULAR SEASON					PLAYOFFS				
			GP	G	A	Pts	PIM	GP	G	A	Pts	PIM
2013-14	Little Caesars U14	HPMBHL	3	0	0	0	0	--	--	--	--	--
2014-15	Dallas Stars U14	T1EBHL	5	2	1	3	0	--	--	--	--	--
2015-16	Dallas Stars U16	T1EHL	30	14	8	22	0	4	3	2	5	2
2016-17	Dallas Stars U16	T1EHL	26	23	8	31	8	2	0	0	0	0
	Madison Capitols	USHL	7	0	1	1	4	--	--	--	--	--
2017-18	Madison Capitols	USHL	45	21	13	34	8	--	--	--	--	--
2018-19	Fargo Force	USHL	41	11	9	20	8	--	--	--	--	--
	Green Bay Gamblers	USHL	16	3	8	11	4	--	--	--	--	--


CHASE PEARSON • CENTER

BORN AUGUST 23, 1997 – ALPHARETTA, GEORGIA
 HEIGHT 6.02 – WEIGHT 200 – SHOOTS LEFT

Selected by Detroit in the fifth round (140th overall) of the 2015 NHL Entry Draft

Season	Team	Lge	REGULAR SEASON					PLAYOFFS				
			GP	G	A	Pts	PIM	GP	G	A	Pts	PIM
2012-13	Atlanta Fire U16	NAPHL	22	11	13	24	50	4	4	6	10	10
2013-14	Cornwall Colts	CCHL	39	8	15	23	18	5	0	1	1	2
	Youngstown Phantoms	USHL	2	0	0	0	0	--	--	--	--	--
2014-15	Youngstown Phantoms	USHL	57	12	14	26	96	4	0	2	2	0
2015-16	Youngstown Phantoms	USHL	55	12	38	50	61	--	--	--	--	--
2016-17	Maine Black Bears	HE	36	14	8	22	56	--	--	--	--	--
2017-18	Maine Black Bears	HE	37	7	20	27	42	--	--	--	--	--
2018-19	Maine Black Bears	HE	34	16	13	29	34	--	--	--	--	--
	Grand Rapids Griffins	AHL	10	2	0	2	2	--	--	--	--	--
PRO TOTALS			10	2	0	2	2	0	0	0	0	0


KEITH PETRUZZELLI • GOALTENDER

BORN FEBRUARY 9, 1999 – WILBRAHAM, MASSACHUSETTS

HEIGHT 6.05 – WEIGHT 185 – CATCHES RIGHT

Selected by Detroit in the third round (88th overall) of the 2017 NHL Entry Draft

Season	Team	REGULAR SEASON					PLAYOFFS						
		Lge	GP	W	L	T/SOL	GAA	SO	GP	W	L	GAA	SO
2013-14	Springfield Cathedral High	USHS-MA	9	--	--	--	1.54	--	--	--	--	--	--
	Boston Jr. Bruins	USPHL-16	11	--	--	--	1.31	--	--	--	--	--	--
2014-15	Springfield Cathedral High	USHS-MA	22	--	--	--	0.99	--	--	--	--	--	--
	Springfield Rifles	MHSL-16	3	--	--	--	1.31	--	--	--	--	--	--
2015-16	Selects Hockey Academy	USPHL-18	22	21	1	0	1.13	9	3	3	0	1.59	1
2016-17	Muskegon Lumberjacks	USHL	35	22	10	1	2.40	2	2	0	1	2.61	0
2017-18	Quinnipiac Bobcats	ECAC	17	5	6	2	2.88	0	--	--	--	--	--
2018-19	Quinnipiac Bobcats	ECAC	14	8	3	0	2.42	3	--	--	--	--	--


ETHAN PHILLIPS • CENTER

BORN MAY 7, 2001 – DARTMOUTH, NOVA SCOTIA

HEIGHT 5.09 – WEIGHT 155 – SHOOTS RIGHT

Selected by Detroit in the fourth round (97th overall) of the 2019 NHL Entry Draft

Season	Team	Lge	REGULAR SEASON					PLAYOFFS				
			GP	G	A	Pts	PIM	GP	G	A	Pts	PIM
2014-15	Dartmouth Whalers	NSMBHL	28	9	13	22	10	2	1	0	1	0
2015-16	Halifax ACCEL Hawks	NSMBHL	33	23	33	56	12	2	3	1	4	0
2016-17	South Kent School	USHS-CT	47	30	31	61	--	--	--	--	--	--
2017-18	South Kent School	USHS-CT	45	31	37	68	--	--	--	--	--	--
	South Kent School	USPHL-16	5	6	4	10	0	4	3	4	7	0
2018-19	South Kent School	USHS-CT	21	9	10	19	8	--	--	--	--	--
	Sioux Falls Stampede	USHL	50	16	27	43	16	6	1	4	5	2



CALVIN PICKARD • GOALTENDER

BORN APRIL 15, 1992 – MONCTON, NEW BRUNSWICK

HEIGHT 6.01 – WEIGHT 210 – CATCHES LEFT

Selected by Detroit as a free agent on July 1, 2019

		REGULAR SEASON					PLAYOFFS						
Season	Team	Lge	GP	W	L	T/SOL	GAA	SO	GP	W	L	GAA	SO
2005-06	Winnipeg Monarchs	WBAAA	15	--	--	--	2.04	--	--	--	--	--	--
2006-07	Winnipeg Monarchs	WBAAA	15	--	--	--	2.50	--	--	--	--	--	--
2007-08	Winnipeg Wild	MMHL	40	--	--	--	1.91	--	4	--	--	2.75	--
2008-09	Seattle Thunderbirds	WHL	47	23	16	5	3.05	3	5	1	4	3.03	0
2009-10	Seattle Thunderbirds	WHL	62	16	34	12	3.09	3	--	--	--	--	--
2010-11	Seattle Thunderbirds	WHL	68	27	33	8	3.36	1	--	--	--	--	--
2011-12	Seattle Thunderbirds	WHL	64	25	37	2	3.59	5	--	--	--	--	--
	Lake Erie Monsters	AHL	2	1	0	0	3.12	0	--	--	--	--	--
2012-13	Lake Erie Monsters	AHL	47	20	19	5	2.47	5	--	--	--	--	--
2013-14	Lake Erie Monsters	AHL	43	16	18	7	2.85	2	--	--	--	--	--
2014-15	Lake Erie Monsters	AHL	50	23	17	9	2.61	3	--	--	--	--	--
	Colorado Avalanche	NHL	16	6	7	3	2.35	0	--	--	--	--	--
2015-16	San Antonio Rampage	AHL	21	9	8	4	2.75	1	--	--	--	--	--
	Colorado Avalanche	NHL	20	7	6	1	2.56	1	--	--	--	--	--
2016-17	Colorado Avalanche	NHL	50	15	31	2	2.98	2	--	--	--	--	--
2017-18	Toronto Marlies	AHL	33	21	9	1	2.31	1	3	1	0	1.00	0
	Toronto Maple Leafs	NHL	1	0	0	1	2.83	0	--	--	--	--	--
2018-19	Philadelphia Flyers	NHL	11	4	2	2	4.01	1	--	--	--	--	--
	Arizona Coyotes	NHL	6	0	4	0	3.61	0	--	--	--	--	--
	Tucson Roadrunners	AHL	4	3	0	0	3.47	0	--	--	--	--	--
NHL TOTALS			104	32	50	9	2.93	4	0	0	0	0.00	0
PRO TOTALS			304	125	121	24	2.71	16	3	1	0	1.00	0




DAVID POPE • LEFT WING

BORN SEPTEMBER 27, 1994 – EDMONTON, ALBERTA

HEIGHT 6.03 – WEIGHT 199 – SHOOTS LEFT

Selected by Detroit in the fourth round (109th overall) of the 2013 NHL Entry Draft

Season	Team	Lge	REGULAR SEASON				PLAYOFFS			
			GP	G	A	Pts	GP	G	A	Pts
2009-10	Knights of Columbus	AMHL	27	2	8	10	12	--	--	--
2010-11	Pursuit of Excellence	CSSHL	10	8	8	16	2	5	4	8
2011-12	Cowichan Valley Capitals	BCHL	24	2	5	7	12	--	--	--
	Westside Warriors	BCHL	20	6	12	18	19	--	--	--
2012-13	West Kelowna Warriors	BCHL	42	17	22	39	20	7	4	1
2013-14	West Kelowna Warriors	BCHL	45	27	23	50	20	6	2	4
2014-15	Omaha Mavericks	NCHC	33	8	6	14	6	--	--	--
2015-16	Omaha Mavericks	NCHC	31	4	4	8	8	--	--	--
2016-17	Omaha Mavericks	NCHC	34	13	18	31	14	--	--	--
2017-18	Omaha Mavericks	NCHC	35	20	21	41	13	--	--	--
2018-19	Grand Rapids Griffins	AHL	28	2	1	3	12	--	--	--
	Toledo Walleye	ECHL	7	3	1	4	0	20	4	9
PRO TOTALS			35	5	2	7	12	20	4	9



MATT PUEMPEL • LEFT WING

BORN JANUARY 24, 1993 – WINDSOR, ONTARIO

HEIGHT 6.01 – WEIGHT 201 – SHOOTS LEFT

Acquired by Detroit in a trade with NY Rangers on October 21, 2017

Season	Team	Lge	REGULAR SEASON					PLAYOFFS				
			GP	G	A	Pts	PIM	GP	G	A	Pts	PIM
2007-08	Sun County Panthers U14	AHBPL	61	46	44	90	38	--	--	--	--	--
2008-09	Sun County Panthers U16	AHMMPL	32	37	25	62	16	19	23	13	36	36
	Windsor Jr. Spitfires U16	AHMPPL	--	--	--	--	--	1	0	0	0	0
2009-10	Peterborough Petes	OHL	59	33	31	64	43	4	1	1	2	6
2010-11	Peterborough Petes	OHL	55	34	35	69	49	--	--	--	--	--
2011-12	Peterborough Petes	OHL	30	17	16	33	31	--	--	--	--	--
	Binghamton Senators	AHL	9	1	0	1	2	--	--	--	--	--
2012-13	Kitchener Rangers	OHL	51	35	12	47	43	10	3	4	7	10
	Binghamton Senators	AHL	2	0	0	0	0	3	2	0	2	0
2013-14	Binghamton Senators	AHL	74	30	18	48	94	1	0	0	0	0
2014-15	Binghamton Senators	AHL	51	12	20	32	31	--	--	--	--	--
	Ottawa Senators	NHL	13	2	1	3	8	--	--	--	--	--
2015-16	Binghamton Senators	AHL	34	17	13	30	15	--	--	--	--	--
	Ottawa Senators	NHL	26	2	1	3	9	--	--	--	--	--
2016-17	Ottawa Senators	NHL	13	0	0	0	7	--	--	--	--	--
	New York Rangers	NHL	27	6	3	9	4	--	--	--	--	--
2017-18	Hartford Wolf Pack	AHL	5	1	2	3	0	--	--	--	--	--
	Grand Rapids Griffins	AHL	57	22	32	54	21	5	1	3	4	0
2018-19	Grand Rapids Griffins	AHL	62	24	26	50	38	5	2	2	4	16
	Detroit Red Wings	NHL	8	1	0	1	2	--	--	--	--	--
NHL TOTALS			87	11	5	16	30	0	0	0	0	0
PRO TOTALS			381	118	116	234	232	14	5	5	10	16



ALEC REGULA • DEFENSE

BORN AUGUST 6, 2000 – WEST BLOOMFIELD, MICHIGAN

HEIGHT 6.03 – WEIGHT 208 – SHOOTS RIGHT

Selected by Detroit in the third round (67th overall) of the 2018 NHL Entry Draft

Season	Team	Lge	REGULAR SEASON					PLAYOFFS				
			GP	G	A	Pts	PIM	GP	G	A	Pts	PIM
2013-14	Honeybaked U14	HPMBHL	17	6	6	12	0	--	--	--	--	--
2014-15	Compuware U14	HPBHL	6	1	0	1	6	--	--	--	--	--
	Cranbrook-Kingswood Cranes	USHS-MI	30	3	9	12	8	--	--	--	--	--
2015-16	Cranbrook-Kingswood Cranes	USHS-MI	24	3	16	19	6	--	--	--	--	--
2016-17	Chicago Steel	USHL	53	1	4	5	8	5	0	1	1	0
2017-18	London Knights	OHL	67	7	18	25	22	4	0	0	0	0
2018-19	London Knights	OHL	66	11	29	39	41	11	2	4	6	2


VILI SAARIJARVI • DEFENSE

BORN MAY 15, 1997 – ROVANIEMI, FINLAND

HEIGHT 5.10 – WEIGHT 182 – SHOTS RIGHT

Selected by Detroit in the third round (73rd overall) of the 2015 NHL Entry Draft

Season	Team	Lge	REGULAR SEASON					PLAYOFFS				
			GP	G	A	Pts	PIM	GP	G	A	Pts	PIM
2010-11	RoKi	Fin-U16	3	1	1	2	0	--	--	--	--	--
2011-12	RoKi	Fin-U16	33	8	16	24	51	--	--	--	--	--
2012-13	Karpat	Fin-U16	10	4	7	11	8	9	5	9	14	10
	Karpat	Fin-U18	38	5	25	30	24	3	0	1	1	2
	Karpat	Fin-U20	3	0	1	1	0	2	0	0	0	4
2013-14	Karpat	Fin-U18	8	3	7	10	2	--	--	--	--	--
	Karpat	Fin-U20	40	7	21	28	10	12	1	0	1	6
2014-15	Green Bay Gamblers	USHL	57	6	17	23	14	--	--	--	--	--
2015-16	Flint Firebirds	OHL	59	12	31	43	32	--	--	--	--	--
	Toledo Walleye	ECHL	5	1	3	4	0	--	--	--	--	--
2016-17	Mississauga Steelheads	OHL	34	11	20	31	14	20	5	10	15	8
2017-18	Toledo Walleye	ECHL	10	2	4	6	2	--	--	--	--	--
	Grand Rapids Griffins	AHL	42	0	11	11	10	1	0	0	0	0
2018-19	Grand Rapids Griffins	AHL	70	2	14	16	20	1	1	0	1	0
PRO TOTALS			127	5	32	37	32	2	1	0	1	0



MORITZ SEIDER • DEFENSE

BORN APRIL 6, 2001 – ZELL, GERMANY

HEIGHT 6.04 – WEIGHT 203 – SHOTS RIGHT

Selected by Detroit in the first round (6th overall) of the 2019 NHL Entry Draft

Season	Team	Lge	REGULAR SEASON					PLAYOFFS				
			GP	G	A	Pts	PIM	GP	G	A	Pts	PIM
2013-14	EHC Erfurt	Ger-U16	21	12	11	23	16	--	--	--	--	--
2014-15	EHC Erfurt	Ger-U16	32	24	28	52	14	--	--	--	--	--
2015-16	Jungadler Mannheim	Ger-U16	32	13	13	26	10	5	0	1	1	14
2016-17	Jungadler Mannheim	Ger-U16	11	6	7	13	10	--	--	--	--	--
	Jungadler Mannheim	Ger-U19	22	4	8	12	18	4	0	1	1	0
2017-18	Jungadler Mannheim	Ger-U19	26	10	17	27	4	--	--	--	--	--
	Adler Mannheim	DEL	4	0	0	0	0	--	--	--	--	--
2018-19	Adler Mannheim	DEL	29	2	4	6	8	14	0	5	5	0
PRO TOTALS			33	2	4	6	8	14	0	5	5	0



MALTE SETKOV • DEFENSE

BORN JANUARY 14, 1999 – RODOVRE, DENMARK

HEIGHT 6.07 – WEIGHT 205 – SHOOTS LEFT

Selected by Detroit in the fourth round (100th overall) of the 2017 NHL Entry Draft

Season	Team	Lge	REGULAR SEASON					PLAYOFFS				
			GP	G	A	Pts	PIM	GP	G	A	Pts	PIM
2013-14	Rodovre	Den-U17	12	0	1	1	6	8	0	0	0	2
	Rodovre	Den-U18	9	1	1	2	10	--	--	--	--	--
2014-15	Malmo Redhawks	Swe-U16	20	4	4	8	16	--	--	--	--	--
	Malmo Redhawks	Swe-U18	2	0	0	0	2	--	--	--	--	--
2015-16	Malmo Redhawks	Swe-U18	32	1	8	9	10	--	--	--	--	--
	Malmo Redhawks	Swe-U20	2	0	0	0	0	--	--	--	--	--
2016-17	Malmo Redhawks	Swe-U18	10	4	5	9	10	4	0	0	0	2
	Malmo Redhawks	Swe-U20	38	2	10	12	18	2	0	0	0	0
2017-18	Malmo Redhawks	Swe-U20	14	1	5	6	14	--	--	--	--	--
	Malmo Redhawks	SHL	1	0	0	0	0	3	0	0	0	0
2018-19	IK Pantern	Swe-2	26	0	2	2	8	3	0	2	2	4
	Malmo Redhawks	Swe-U20	13	2	8	10	2	2	0	0	0	4
	Malmo Redhawks	SHL	13	0	0	0	2	2	1	0	1	0
	IK Pantern	Swe-2	16	0	5	5	4	--	--	--	--	--
PRO TOTALS			56	0	7	7	14	5	1	2	3	4




GIVANI SMITH • RIGHT WING

BORN FEBRUARY 27, 1998 – TORONTO, ONTARIO

HEIGHT 6.02 – WEIGHT 210 – SHOOTS LEFT

Selected by Detroit in the second round (46th overall) of the 2016 NHL Entry Draft

Season	Team	Lge	REGULAR SEASON					PLAYOFFS				
			GP	G	A	Pts	PIM	GP	G	A	Pts	PIM
2013-14	Mississauga Senators	GTMMHL	26	9	8	17	71	7	4	4	8	4
2014-15	Barrie Colts	OHL	31	0	4	4	20	--	--	--	--	--
	Guelph Storm	OHL	30	7	8	15	56	9	2	3	5	10
2015-16	Guelph Storm	OHL	65	23	19	42	146	--	--	--	--	--
2016-17	Guelph Storm	OHL	64	26	18	44	139	--	--	--	--	--
	Grand Rapids Griffins	AHL	3	0	0	0	2	--	--	--	--	--
2017-18	Guelph Storm	OHL	19	8	3	11	14	--	--	--	--	--
	Kitchener Rangers	OHL	27	9	10	19	36	18	11	7	18	22
2018-19	Grand Rapids Griffins	AHL	64	6	7	13	86	4	0	2	2	9
PRO TOTALS			67	6	7	13	88	4	0	2	2	9




ELMER SODERBLOM • CENTER

BORN JULY 5, 2001 – GOTHENBURG, SWEDEN

HEIGHT 6.07 – WEIGHT 220 – SHOOTS LEFT

Selected by Detroit in the sixth round (159th overall) of the 2019 NHL Entry Draft

Season	Team	Lge	REGULAR SEASON					PLAYOFFS				
			GP	G	A	Pts	PIM	GP	G	A	Pts	PIM
2014-15	Frolunda HC	Swe-U16	12	9	1	10	10	--	--	--	--	--
2015-16	Frolunda HC	Swe-U16	34	23	9	31	29	--	--	--	--	--
2016-17	Frolunda HC	Swe-U16	32	30	21	51	10	--	--	--	--	--
	Frolunda HC	Swe-U18	14	0	5	5	2	--	--	--	--	--
2017-18	Frolunda HC	Swe-U18	33	23	19	42	10	7	4	1	5	2
	Frolunda HC	Swe-U20	3	0	0	0	0	--	--	--	--	--
2018-19	Frolunda HC	Swe-U18	11	3	3	6	2	7	4	2	6	0
	Frolunda HC	Swe-U20	44	9	8	17	12	6	4	0	4	2



EVGENY SVECHNIKOV • LEFT WING

BORN OCTOBER 13, 1996 – YUZHNO-SAKHALINSK, RUSSIA

HEIGHT 6.03 – WEIGHT 208 – SHOOTS LEFT

Selected by Detroit in the first round (19th overall) of the 2015 NHL Entry Draft

Season	Team	Lge	REGULAR SEASON					PLAYOFFS				
			GP	G	A	Pts	PIM	GP	G	A	Pts	PIM
2012-13	Bars Kazan	MHL	34	9	9	18	34	4	1	1	2	2
	Irbis Kazan	MHL-B	6	2	2	4	6	--	--	--	--	--
2013-14	Bars Kazan	MHL	29	14	13	27	68	6	4	1	5	14
	Ak Bars Kazan	KHL	3	0	0	0	0	--	--	--	--	--
2014-15	Cape Breton Screaming Eagles	QMJHL	55	32	46	78	70	7	1	6	7	14
2015-16	Cape Breton Screaming Eagles	QMJHL	50	32	47	79	97	13	4	11	15	8
	Grand Rapids Griffins	AHL	--	--	--	--	--	2	0	1	1	0
2016-17	Grand Rapids Griffins	AHL	74	20	31	51	62	19	5	7	12	20
	Detroit Red Wings	NHL	2	0	0	0	--	--	--	--	--	--
2017-18	Grand Rapids Griffins	AHL	57	7	16	23	58	5	1	0	1	4
	Detroit Red Wings	NHL	14	2	2	4	8	--	--	--	--	--
2018-19	Detroit Red Wings	NHL	DID NOT PLAY (injured)									
NHL TOTALS			16	2	2	4	8	0	0	0	0	0
PRO TOTALS			150	29	49	78	128	26	6	8	14	24




CHRIS TERRY • CENTER

BORN APRIL 7, 1989 – BRAMPTON, ONTARIO

HEIGHT 5.10 – WEIGHT 202 – SHOOTS LEFT

Signed by Detroit as a free agent on July 1, 2018


Season	Team	Lge	REGULAR SEASON					PLAYOFFS				
			GP	G	A	Pts	PIM	GP	G	A	Pts	PIM
2003-04	Markham Islanders	GTMMHL	66	39	50	89	--	--	--	--	--	--
2004-05	Markham Islanders	GTMMHL	60	42	53	95	113	9	0	9	9	14
2005-06	Plymouth Whalers	OHL	64	9	19	28	72	11	3	2	5	4
2006-07	Plymouth Whalers	OHL	68	22	44	66	98	20	8	10	18	21
2007-08	Plymouth Whalers	OHL	68	44	57	101	107	4	4	3	7	6
	Albany River Rats	AHL	1	0	0	0	0	--	--	--	--	--
2008-09	Plymouth Whalers	OHL	53	39	55	94	75	11	7	9	16	18
2009-10	Albany River Rats	AHL	80	17	30	47	47	8	2	4	6	0
2010-11	Charlotte Checkers	AHL	80	34	30	64	52	16	6	3	9	14
2011-12	Charlotte Checkers	AHL	74	16	43	59	67	--	--	--	--	--
2012-13	Charlotte Checkers	AHL	70	25	35	60	40	5	2	2	4	8
	Carolina Hurricanes	NHL	3	1	0	1	0	--	--	--	--	--
2013-14	Charlotte Checkers	AHL	70	28	41	69	62	--	--	--	--	--
	Carolina Hurricanes	NHL	10	0	2	2	0	--	--	--	--	--
2014-15	Carolina Hurricanes	NHL	57	11	9	20	14	--	--	--	--	--
	Charlotte Checkers	AHL	5	1	1	2	4	--	--	--	--	--
2015-16	Carolina Hurricanes	NHL	68	8	3	11	16	--	--	--	--	--
2016-17	St. John's IceCaps	AHL	58	30	38	68	36	4	1	0	1	4
	Montreal Canadiens	NHL	14	2	2	4	4	--	--	--	--	--
2017-18	Laval Rocket	AHL	62	32	39	71	45	--	--	--	--	--
2018-19	Grand Rapids Griffins	AHL	69	29	32	61	38	5	1	1	2	2
NHL TOTALS			152	22	16	38	34	0	0	0	0	0
PRO TOTALS			721	234	305	539	425	38	12	10	22	28


ANTTI TUOMISTO • DEFENSE

 BORN JANUARY 20, 2001 – PORI, FINLAND
 HEIGHT 6.04 – WEIGHT 194 – SHOOTS RIGHT

Selected by Detroit in the second round (35th overall) of the 2019 NHL Entry Draft


Season	Team	Lge	REGULAR SEASON					PLAYOFFS				
			GP	G	A	Pts	PIM	GP	G	A	Pts	PIM
2015-16	Assat	Fin-U16	37	4	22	26	39	--	--	--	--	--
2016-17	Assat	Fin-U16	22	3	20	23	6	--	--	--	--	--
	Assat	Fin-U18	18	3	5	8	8	--	--	--	--	--
2017-18	Assat	Fin-U17	1	0	0	0	4	--	--	--	--	--
	Assat	Fin-U18	28	9	40	49	70	--	--	--	--	--
	Assat	Fin-U20	18	1	2	3	6	--	--	--	--	--
2018-19	Assat	Fin-U18	2	1	0	1	2	5	1	1	2	6
	Assat	Fin-U20	45	9	26	35	49	--	--	--	--	--


DOMINIC TURGEON • CENTER

 BORN FEBRUARY 25, 1996 – CHERRY HILLS VILLAGE, COLORADO
 HEIGHT 6.02 – WEIGHT 199 – SHOOTS LEFT

Selected by Detroit in the third round (63rd overall) of the 2014 NHL Entry Draft

Season	Team	Lge	REGULAR SEASON					PLAYOFFS				
			GP	G	A	Pts	PIM	GP	G	A	Pts	PIM
2011-12	Colorado Thunderbirds	T1EHL	40	25	15	40	4	--	--	--	--	--
	Portland Winterhawks	WHL	1	0	0	0	0	--	--	--	--	--
2012-13	Portland Winterhawks	WHL	54	3	5	8	2	5	0	0	0	0
	Portland Winterhawks	WHL	65	10	21	31	31	21	2	6	8	18
2014-15	Portland Winterhawks	WHL	67	18	25	43	36	17	8	1	9	0
2015-16	Portland Winterhawks	WHL	72	36	34	70	22	2	0	1	1	0
2016-17	Grand Rapids Griffins	AHL	71	6	12	18	6	19	1	1	2	2
2017-18	Grand Rapids Griffins	AHL	69	14	18	32	23	--	--	--	--	--
	Detroit Red Wings	NHL	5	0	0	0	2	--	--	--	--	--
2018-19	Grand Rapids Griffins	AHL	72	6	14	20	41	3	1	2	3	0
	Detroit Red Wings	NHL	4	0	0	0	0	--	--	--	--	--
NHL TOTALS			9	0	0	0	2	0	0	0	0	0
PRO TOTALS			221	26	44	70	70	22	2	3	5	2


KIRILL TYUTYAYEV • LEFT WING

 BORN AUGUST 8, 2000 – YEKATERINBURG, RUSSIA
 HEIGHT 5.09 – WEIGHT 146 – SHOOTS LEFT

Selected by Detroit in the seventh round (190th overall) of the 2019 NHL Entry Draft

Season	Team	Lge	REGULAR SEASON					PLAYOFFS				
			GP	G	A	Pts	PIM	GP	G	A	Pts	PIM
2015-16	Spartakovets Yekaterinburg	Rus-U16	32	13	19	32	8	--	--	--	--	--
2016-17	Spartakovets Yekaterinburg	Rus-U17	36	17	42	59	10	--	--	--	--	--
2017-18	Spartakovets Yekaterinburg	Rus-U18	31	47	67	114	31	--	--	--	--	--
	Avto Yekaterinburg	MHL	2	1	0	1	0	--	--	--	--	--
2018-19	Avto Yekaterinburg	MHL	60	19	41	60	12	20	5	9	14	8



JOE VELENO • CENTER

BORN JANUARY 13, 2000 – MONTREAL, QUEBEC

HEIGHT 6.01 – WEIGHT 198 – SHOOTS LEFT

Selected by Detroit in the first round (30th overall) of the 2018 NHL Entry Draft

Season	Team	Lge	REGULAR SEASON					PLAYOFFS				
			GP	G	A	Pts	PIM	GP	G	A	Pts	PIM
2013-14	Lac St-Louis Lions	QBAAA	27	18	18	36	22	3	1	1	2	4
2014-15	Lac St-Louis Lions	QMAAA	41	16	36	52	57	12	2	2	4	12
2015-16	Saint John Sea Dogs	QMJHL	62	13	30	43	21	17	6	1	7	8
2016-17	Saint John Sea Dogs	QMJHL	45	13	27	40	18	18	8	3	11	4
2017-18	Saint John Sea Dogs	QMJHL	31	6	25	31	26	--	--	--	--	--
	Drummondville Voltigeurs	QMJHL	33	16	32	48	22	10	5	6	11	10
2018-19	Drummondville Voltigeurs	QMJHL	59	42	62	104	19	16	8	9	17	12


FILIP ZADINA • RIGHT WING

BORN NOVEMBER 27, 1999 – PARDUBICE, CZECH REPUBLIC

HEIGHT 6.00 – WEIGHT 189 – SHOOTS LEFT

Selected by Detroit in the first round (6th overall) of the 2018 NHL Entry Draft

Season	Team	Lge	REGULAR SEASON					PLAYOFFS				
			GP	G	A	Pts	PIM	GP	G	A	Pts	PIM
2012-13	HC Pardubice	CzR-U16	8	5	1	6	2	--	--	--	--	--
2013-14	HC Pardubice	CzR-U16	24	24	13	37	61	--	--	--	--	--
	HC Pardubice	CzR-U18	27	9	10	19	2	--	--	--	--	--
2014-15	HC Pardubice	CzR-U16	11	18	16	34	6	5	3	8	11	2
	HC Pardubice	CzR-U18	20	21	13	34	12	6	1	5	6	10
	HC Pardubice	CzR-U20	6	4	2	6	2	--	--	--	--	--
2015-16	HC Pardubice	CzR-U18	6	10	2	12	0	6	5	5	10	6
	HC Pardubice	CzR-U20	19	10	7	17	8	--	--	--	--	--
	HC Pardubice	Czech	2	0	0	0	0	--	--	--	--	--
2016-17	HC Pardubice	CzR-U20	20	9	9	18	18	--	--	--	--	--
	HC Dynamo Pardubice	Czech	25	1	1	2	4	4	1	1	2	0
2017-18	Halifax Mooseheads	QMJHL	57	44	38	82	36	9	5	7	12	0
2018-19	Grand Rapids Griffins	AHL	59	16	19	35	18	5	2	1	3	0
	Detroit Red Wings	NHL	9	1	2	3	0	--	--	--	--	--
NHL TOTALS			9	1	2	3	0	0	0	0	0	0
PRO TOTALS			95	18	22	40	54	9	3	2	5	0



GRAND RAPIDS GRIFFINS

CLUB DIRECTORY

130 West Fulton, Suite 111
Grand Rapids, MI 49503

Phone: (616) 774-4585 | (800) 2-HOCKEY • Fax: (616) 336-5464
Tickets: (616) 222-4000 | (800) 585-3737
Press Box: (616) 742-6410

griffinshockey.com | facebook.com/grgriffins | twitter.com/griffinshockey



TIM GORTSEMA
President



BEN SIMON
Head Coach

EXECUTIVES

Co-Owner/CEO/Governor	DAN DeVOS
Co-Owner & Chairman	DAVID VAN ANDEL
President & COO - DP Fox	DIANE MAHER
Alternate Governor - Griffins/Senior Vice President - DP Fox	SCOTT GORSLINE
President	TIM GORTSEMA
Vice President of Community Relations and Broadcasting	BOB KASER
Vice President of Corporate Sales	SEAN WRIGHT
Vice President of Ticket Sales	MATT BATCHELDER

HOCKEY OPERATIONS

General Manager	RYAN MARTIN
Head Coach	BEN SIMON
Assistant Coaches	MATT MACDONALD, TODD KRYGIER, MIKE KNUBLE
Goaltending Development Coach	BRIAN MAHONEY-WILSON
Video Coach	BILL LeROY
Athletic Trainer	JOSH CHAPMAN
Assistant Athletic Trainer	ANTHONY POLAZZO
Equipment Manager	BRAD THOMPSON
Assistant Equipment Manager	CHARLIE KASER
Strength and Conditioning Coordinator	MARCUS KINNEY
Executive Assistant	KELLY PAWLAK

PUBLIC & COMMUNITY RELATIONS

Senior Director of Public Relations	RANDY CLEVES
Public Relations Manager	JASON PEARSON
Graphic Designer	JESSICA ALBERT-HUYNH
Executive Director - Griffins Youth Foundation	LYNN RABAUT

SALES & MARKETING

Director of Digital Marketing	ASHLEY OOSTINDIE
Director of Game Operations	BRANDON NELSON
Director of Group Sales	JOHN HOFFA
Corporate Sales Account Managers	ADAM GRUMBIR, STEVE RITSEMA, TRAVIS ROPER
Season Ticket Sales Development Manager	JESSICA BOYER
Season Ticket Business Development Mgr.	PETER VAN DAME
Season Ticket Services Coordinator	JORDYN MOORE
Corporate Sales Fulfillment Coordinator	MITCHELL HOFFMAN
Group Sales Account Executives	BRENDAN COTTER, BRE'ONNA RAYMO, ANDREA STEENWYK
Graphic Designer/Photographer	SAM IANNAMICO
Digital Media Production Manager	PAIGE SLINEY
Digital Media Production Coordinator	BRITTNEY WHITEFIELD
Digital Marketing Assistant	ALLIE BENNER

FINANCE & ADMINISTRATION/

TICKET OPERATIONS

Director of Accounting and Tax	LISA VEDDER
Accounting Assistant	BETH DECKER
Director of Ticket Operations	CHAD ERWIN
Ticket Operations Manager	ZACH BUCK

GRIFF'S ICEHOUSE AT BELKNAP PARK

Facility Manager	TERRY MARSHALL
Assistant Facilities Mgrs.	MATT MARTINELLI, PETER PIATEK
Administrative Assistant	DEB HUYSER

GRIFF'S ICEHOUSE WEST

General Manager	JARED BROWN
Assistant Manager	SCOTT REDMAN
Operations Manager	KYLE GUPPY

GRIFF'S GEORGETOWN

Facility Manager	MIKE HATKOWSKI
Operations Manager	JEFF SCHMIDT





GRAND RAPIDS GRIFFINS

2018-19 REGULAR SEASON STATISTICS

NO.	PLAYER	POS	GP	G	A	PTS	+/-	PIM	PPG	SHG	GWG	SH
25	Chris Terry	RW	69	29	32	61	5	38	5	0	5	204
73	Matt Puempel	LW	62	24	26	50	2	38	8	0	1	225
19	Carter Camper	C	67	17	33	50	-1	24	2	0	4	141
15	Turner Elson	LW	72	18	21	39	12	80	3	3	1	139
22	Wade Megan	C	48	19	18	37	5	44	7	0	3	140
11	Filip Zadina	LW	59	16	19	35	-17	18	4	0	2	135
2	Joe Hicketts	D	64	3	24	27	2	67	0	0	1	109
10	Axel Holmstrom	C	65	12	13	25	3	6	4	0	3	60
55	Matthew Ford	RW	61	11	13	24	-6	49	1	0	1	110
13	Filip Hronek	D	31	7	17	24	0	45	4	0	3	80
23	Dominic Turgeon	C	72	6	14	20	1	41	0	0	1	115
45	Colin Campbell	RW	63	8	11	19	0	24	1	1	2	99
9	Vili Saarijarvi	D	70	2	14	16	19	20	2	0	1	121
27	Jake Chelios	D	61	1	14	15	18	28	0	0	0	61
91	Martin Frk	RW	13	5	9	14	12	6	1	0	0	37
4	Libor Sulak	D	61	5	9	14	-7	42	0	0	0	95
18	Brian Lashoff	D	53	1	13	14	5	33	0	0	0	70
54	Givani Smith	LW	64	6	7	13	2	86	0	0	0	59
44	Dennis Cholowski	D	25	0	12	12	0	12	0	0	0	43
65	Dominik Shine	RW	72	6	5	11	-3	53	0	0	2	87
52	Dylan McIlrath	D	52	1	9	10	13	98	0	0	1	65
26	Christoffer Ehn	C	17	2	5	7	4	8	0	0	0	11
39	Derek Hulak	LW	35	1	3	4	0	6	0	0	0	35
12	David Pope	LW	28	2	1	3	-1	12	1	0	0	29
14	Trevor Hamilton	D	17	1	2	3	-7	8	1	0	0	13
29	Harri Sateri	G	40	0	3	3	0	0	0	0	0	0
21	Michael Rasmussen	C	3	2	0	2	0	0	1	0	0	5
21	Chase Pearson	C	10	2	0	2	-2	2	0	0	0	17
16	Tyler Spezia	F	8	1	1	2	2	0	0	0	1	7
6	Matt Finn	D	4	1	0	1	-2	2	0	0	0	2
51	Troy Loggins	LW	4	1	0	1	-2	0	0	0	0	2
28	Dylan Sadowy	LW	14	1	0	1	-3	9	0	0	0	19
38	Chris Carlisle	D	2	0	1	1	0	7	0	0	0	0
35	Pat Nagle	G	1	0	0	0	0	0	0	0	0	0
32	Bryan Moore	LW	2	0	0	0	0	4	0	0	0	2
16	Eric Sweetman	D	2	0	0	0	-2	0	0	0	0	0
51	Trevor Yates	C	2	0	0	0	-1	4	0	0	0	1
5	Kevin Tansey	D	4	0	0	0	-2	2	0	0	0	4
5	Mackenze Stewart	D	4	0	0	0	-3	0	0	0	0	7
17	Marcus Crawford	D	8	0	0	0	-2	4	0	0	0	13
42	Patrik Rybar	G	37	0	0	0	0	0	0	0	0	0

NO.	PLAYER	GP	MIN	GAA	W	L	OTL	SO	GA	SVS	SPCT
42	Patrik Rybar	37	2,164:40	2.49	16	16	5	2	90	892	0.908
29	Harri Sateri	40	2,367:33	2.84	22	11	5	0	112	996	0.899
35	Pat Nagle	1	62:23	4.81	0	0	1	0	5	20	0.800



GRAND RAPIDS GRIFFINS

2019 PLAYOFF STATISTICS

NO.	PLAYER	POS	GP	G	A	PTS	+/-	PIM	PPG	SHG	GWG	SH
15	Turner Elson	LW	5	2	2	4	3	0	0	0	0	7
73	Matt Puempel	LW	5	2	2	4	-1	16	2	0	1	9
45	Colin Campbell	RW	5	3	0	3	5	2	0	0	0	9
11	Filip Zadina	LW	5	2	1	3	-2	0	0	0	0	7
91	Martin Frk	RW	3	1	2	3	-2	16	0	0	0	5
23	Dominic Turgeon	C	3	1	2	3	3	0	0	0	0	9
19	Carter Camper	C	5	0	3	3	1	0	0	0	0	7
13	Filip Hronek	D	5	0	3	3	0	28	0	0	0	17
22	Wade Megan	C	5	2	0	2	-3	16	1	0	1	13
39	Derek Hulak	LW	4	1	1	2	1	0	0	0	0	3
65	Dominik Shine	RW	5	1	1	2	1	2	0	0	0	9
25	Chris Terry	RW	5	1	1	2	1	2	0	0	0	12
54	Givani Smith	LW	4	0	2	2	1	9	0	0	0	2
4	Libor Sulak	D	4	0	2	2	4	4	0	0	0	4
44	Dennis Cholowski	D	5	0	2	2	1	2	0	0	0	8
26	Christoffer Ehn	C	5	0	2	2	3	2	0	0	0	4
9	Vili Saarijarvi	D	1	1	0	1	0	0	0	0	0	1
18	Brian Lashoff	D	2	0	1	1	2	0	0	0	0	1
2	Joe Hicketts	D	5	0	1	1	-1	8	0	0	0	7
29	Harri Sateri	G	5	0	1	1	0	0	0	0	0	0
37	Jarid Lukosevicius	F	1	0	0	0	0	0	0	0	0	0
27	Jake Chelios	D	4	0	0	0	1	7	0	0	0	5
52	Dylan McIlrath	D	4	0	0	0	1	10	0	0	0	8

NO.	PLAYER	GP	MIN	GAA	W	L	OTL	SO	GA	SVS	SPCT
29	Harri Sateri	5	292:13	2.67	2	3	0	0	13	133	0.911



TOLEDO WALLEYE

CLUB DIRECTORY

406 Washington Street
Toledo, Ohio 43604

Phone: (419) 725-9255

Arena Address: 500 Jefferson Ave., Toledo, OH 43604

toledowalleye.com | facebook.com/walleye | twitter.com/toledowalleye



JOE NAPOLI
President & CEO



DAN WATSON
Head Coach

FRONT OFFICE STAFF

President & CEO	JOE NAPOLI
Executive Vice President & General Manager, Toledo Walleye	NEIL NEUKAM
Executive Vice President & General Manager, Toledo Mud Hens	ERIK IBSEN
Chief Marketing Officer	KIM MCBROOM
Office Manager	CAROL HAMILTON
Executive Assistant to the President & CEO	BETH LOY
Executive Assistant to the Executive Vice Presidents and General Managers	PAM MIRANDA
Executive Assistant of Marketing & Communications	BRENDA LEE MURPHY

HOCKEY OPERATIONS

Head Coach	DAN WATSON
Assistant Coaches	ANDY DELMORE, ALDEN HIRSCHFELD
Athletic Trainer	BRAD FREDRICK
Equipment Manager	DAVE ALEO
Strength & Conditioning	DAN JONES
Team Physician	MATT ROTH, MD
Head Scout/Director of Player Personnel	ED BURKHOLDER

MARKETING & COMMUNICATIONS

Communications & Media Director	ANDI ROMAN
Creative Director	DAN ROYER
Director of Broadcast Services	GREG TYE
Digital Marketing Manager	NATHAN STEINMETZ
Community Relations & Com. Manager	ROB WIERCINSKI
Graphic Designers	TROY HESTER, WILL MELLON
Marketing Coordinator	TAMMY COLLINS
Social Media Coordinator	AMANDA JERZYKOWSKI
Video Production Coordinator	CORY MARSHALL

PROMOTIONS & SPECIAL EVENTS

Director, Strategic Planning & Projects	MICHAEL KEEDY
Manager of Events & Game Day Presentation	EMILY CROLL
Event & Entertainment Coordinator	NALANI PETRANGELO
Special Event & Game Day Presentation Coordinators	TYLER CLARK, CJ O'LEARY
Strategic Planning Coordinator	HEATHER BRUNSTING

CORPORATE PARTNERSHIPS

Director of Corporate Partnerships	ED SINTIC
Corporate Partnerships Consultant	ROB RICE
Partnerships Coordinator	ASHLEY LONSWAY

TICKET DEPARTMENT

Director of Ticket Sales and Service	BRIAN PERKINS
Director, Group Sales & Experiences	KYLE MOLL
Manager, Box Office Sales & Services	JENNIFER HILL
Asst. Mgr. Box Office Sales & Services	JESSICA MacFARLANE
Game Plan and Group Fun Consultants	LOGAN ANKNEY, PHIL BARGARDI, JOHN DOTSON, BECKY FITTS, ADAM HAMAN, STEVE SALENS, EDWARD WOLF
Theme Night Consultants	RITA NATTER, MATTHEW SNIDER, BRIAN WILSON
Service Team Manager	TROY HAMMERSMITH
Ticket Service Squad	HALEY DENNIS, SAMANTHA HOOT, TONI LARSICK

OPERATIONS / BROADCAST / TEAM STORE

Manager of Game Day Operations	GREG SETOLA
Manager of Team Operations / Broadcaster	MATT MELZAK
Director of Merchandise and Licensing	CRAIG KATZ
Fanware Store Manager	ADAM STONE

ACCOUNTING

Controller	BRIAN LEVERENZ
Accounting Manager	SHERI KELLY
Assistant Controller	TOM MITCHELL
Accounting Staff	SHELLY SOLIS



TOLEDO WALLEYE

2018-19 REGULAR SEASON STATISTICS

NO.	PLAYER	POS	GP	G	A	PTS	+/-	PIM	PPG	SHG	GWG	SH
10	Shane Berschbach	F	65	20	43	63	-4	18	12	0	3	119
17	TJ Hensick	F	47	17	41	58	5	10	2	1	3	148
86	Greg Wolfe	F	63	18	33	51	-6	28	3	0	6	177
15	Dylan Sadowy	F	43	23	23	46	8	48	7	1	3	149
43	Matt Register	D	62	12	34	46	-9	32	1	2	1	174
16	Bryan Moore	F	56	18	24	42	-3	246	3	0	4	139
7	Tyler Spezia	F	58	11	28	39	9	36	0	0	1	133
27	A.J. Jenks	F	47	19	18	37	0	59	12	0	3	166
12	Jordan Topping	F	58	17	14	31	-4	10	3	0	1	125
4	Marcus Crawford	D	48	3	23	26	6	26	1	0	1	88
6	Kevin Tansey	D	36	8	11	19	6	35	3	1	1	101
26	Daniel Leavens	F	30	4	15	19	-4	14	1	0	1	70
14	Ryan Obuchowski	D	69	6	12	18	-5	42	0	0	0	102
28	Justin Kea	F	39	7	10	17	-5	23	4	1	0	42
34	Hunter Smith	F	40	7	7	14	-7	37	0	0	2	66
11	Trevor Hamilton	D	28	5	9	14	3	20	2	0	1	50
22	Charlie O'Connor	F	36	8	5	13	9	24	0	0	1	44
19	Ben Storm	F	54	5	8	13	-1	103	0	3	0	74
8	Ben Danford	D	20	3	8	11	0	16	2	0	2	34
5	Brenden Kotyk	D	50	6	5	11	14	31	0	0	1	84
8	Samuel Thibault	D	38	0	8	8	-4	34	0	0	0	40
25	Trevor Yates	F	27	2	5	7	-7	8	0	0	0	34
23	Abbott Girduckis	F	7	3	2	5	0	4	0	0	0	10
26	Randy Gazzola	D	7	1	4	5	-1	6	1	0	0	9
9	Dan DeSalvo	F	7	1	4	5	-3	6	0	0	0	14
25	David Pope	F	7	3	1	4	-3	0	1	0	1	25
3	Connor Schmidt	D	27	2	2	4	6	38	0	0	0	33
11	Zach Gallant	F	4	1	3	4	2	0	1	0	0	11
24	Michael Moffat	D	10	0	4	4	0	6	0	0	0	11
9	Chris Crane	F	5	2	1	3	2	4	0	0	0	13
11	Sean Federow	D	8	1	1	2	-5	4	0	0	0	5
3	Mackenze Stewart	D	2	0	1	1	3	0	0	0	0	1
18	Felix Chamberland	F	5	0	1	1	-1	2	0	0	0	7
23	Shayne Morrissey	F	7	0	1	1	-3	0	0	0	0	8
24	Kevin Lohan	D	10	0	1	1	-1	6	0	0	0	4
24	Zach Urban	D	10	0	1	1	-3	2	0	0	0	4
18	Brett D'Andrea	F	1	0	0	0	0	0	0	0	0	5
1	Jeff Lerg	G	1	0	0	0	0	0	0	0	0	0
9	Joe McKeown	F	3	0	0	0	-1	0	0	0	0	2
25	Zach Schartz	D	4	0	0	0	0	0	0	0	0	0
17	Theo Calvas	D	4	0	0	0	-3	0	0	0	0	2
35	Trevor Gorsuch	G	4	0	0	0	0	0	0	0	0	0
33	Kaden Fulcher	G	28	0	0	0	0	0	0	0	0	0
30	Pat Nagle	G	41	0	0	0	0	2	0	0	0	0

NO.	PLAYER	GP	MIN	GAA	W	L	OTL	SO	GA	SVS	SPCT
35	Trevor Gorsuch	4	239	1.75	3	1	0	1	7	120	0.945
30	Pat Nagle	41	2,411	2.81	22	14	2	3	113	1,137	0.910
33	Kaden Fulcher	28	1,642	3.00	15	7	4	1	82	730	0.899
1	Jeff Lerg	1	60	6.00	0	1	0	0	6	35	0.854



TOLEDO WALLEYE

2019 PLAYOFF STATISTICS

NO.	PLAYER	POS	GP	G	A	PTS	+/-	PIM	PPG	SHG	GWG	SH
86	Greg Wolfe	F	24	10	11	21	8	12	2	0	5	60
10	Shane Berschbach	F	24	9	12	21	4	8	4	0	1	36
43	Matt Register	D	24	4	15	19	6	14	2	0	0	57
15	Dylan Sadowy	F	24	7	10	17	2	35	1	0	2	86
6	Kevin Tansey	D	24	3	11	14	10	20	0	0	0	66
25	David Pope	F	20	4	9	13	8	6	1	0	0	48
16	Bryan Moore	F	24	8	4	12	7	78	1	0	1	56
27	A.J. Jenks	F	23	6	6	12	5	40	2	1	2	53
17	Zach Gallant	F	24	6	6	12	4	8	1	0	0	47
7	Tyler Spezia	F	24	3	9	12	4	8	2	0	0	36
11	Trevor Hamilton	D	20	5	6	11	4	10	1	0	1	37
9	Chris Crane	F	21	3	7	10	7	16	0	0	2	59
19	Ben Storm	F	24	2	7	9	5	8	0	1	0	29
26	Randy Gazzola	D	24	1	7	8	4	4	1	0	0	35
14	Ryan Obuchowski	D	24	2	4	6	9	6	0	1	0	39
5	Brenden Kotyk	D	24	1	4	6	3	32	0	0	0	36
8	Ben Danford	D	4	2	1	3	4	2	0	0	0	7
34	Hunter Smith	F	4	1	1	2	0	2	0	0	0	4
12	Jordan Topping	F	4	0	0	0	-1	2	0	0	0	2
30	Pat Nagle	G	24	0	0	0	0	0	0	0	0	0

NO.	PLAYER	GP	MIN	GAA	W	L	OTL	SO	GA	SVS	SPCT
30	Pat Nagle	24	1,481	2.03	14	6	4	1	50	679	0.931



FORWARDS						
NO.	POS.	PLAYER	HT.	WT.	D.O.B.	BIRTHPLACE
8	LW	Justin Abdelkader	6-2	213	February 25, 1987	Muskegon, Michigan
27	C	Michael Rasmussen	6-6	229	April 17, 1999	Surrey, British Columbia
39	RW	Anthony Mantha	6-5	234	September 16, 1994	Longueuil, Quebec
41	C	Luke Glendening	5-11	191	April 28, 1989	Grand Rapids, Michigan
43	LW	Darren Helm	6-0	192	January 21, 1987	St. Andrews, Manitoba
51	C	Valtteri Filppula	6-0	189	March 20, 1984	Vantaa, Finland
59	LW	Tyler Bertuzzi	6-1	199	February 24, 1995	Sudbury, Ontario
61	C	Jacob de la Rose	6-3	215	May 20, 1995	Arvika, Sweden
70	C	Christoffer Ehn	6-3	195	April 5, 1996	Skara, Sweden
71	C	Dylan Larkin	6-1	198	July 30, 1996	Waterford, Michigan
72	C	Andreas Athanasiou	6-2	188	August 6, 1994	Woodbridge, Ontario
73	LW	Adam Erne	6-1	212	April 20, 1995	New Haven, Connecticut
81	C	Frans Nielsen	6-1	186	April 24, 1984	Herning, Denmark
DEFENSEMEN						
NO.	POS.	PLAYER	HT.	WT.	D.O.B.	BIRTHPLACE
17	D	Filip Hronek	6-0	183	November 2, 1997	Hradec Kralove, Czech Rep.
21	D	Dennis Cholowski	6-2	197	February 15, 1998	Langley, British Columbia
22	D	Patrik Nemeth	6-3	228	February 8, 1992	Stockholm, Sweden
25	D	Mike Green	6-1	210	October 12, 1985	Calgary, Alberta
52	D	Jonathan Ericsson	6-4	218	March 2, 1984	Karlskrona, Sweden
65	D	Danny DeKeyser	6-3	190	March 7, 1990	Detroit, Michigan
74	D	Madison Bowey	6-2	202	April 22, 1995	Winnipeg, Manitoba
83	D	Trevor Daley	5-11	199	October 9, 1983	Toronto, Ontario
GOALTENDERS						
NO.	POS.	PLAYER	HT.	WT.	D.O.B.	BIRTHPLACE
35	G	Jimmy Howard	6-1	218	March 26, 1984	Syracuse, New York
45	G	Jonathan Bernier	6-0	185	August 7, 1988	Laval, Quebec



FORWARDS							
NO.	POS.	PLAYER	2018-19 TEAM/LEAGUE	GP	G	A	PTS
8	LW	Justin Abdelkader	Detroit (NHL)	71	6	13	19
27	C	Michael Rasmussen	Detroit (NHL)	62	8	10	18
39	RW	Anthony Mantha	Detroit (NHL)	67	25	23	48
41	C	Luke Glendening	Detroit (NHL)	78	10	13	23
43	LW	Darren Helm	Detroit (NHL)	61	7	10	17
51	C	Valtteri Filppula	NY Islanders (NHL)	72	17	14	31
59	LW	Tyler Bertuzzi	Detroit (NHL)	73	21	26	47
61	C	Jacob de la Rose	Detroit (NHL)	60	3	6	9
70	C	Christoffer Ehn	Detroit (NHL)	60	3	6	9
71	C	Dylan Larkin	Detroit (NHL)	76	32	41	73
72	C	Andreas Athanasiou	Detroit (NHL)	76	30	24	54
73	LW	Adam Erne	Tampabay Bay (NHL)	65	7	13	20
81	C	Frans Nielsen	Detroit (NHL)	72	10	25	35
DEFENSEMEN							
NO.	POS.	PLAYER	2018-19 TEAM/LEAGUE	GP	G	A	PTS
17	D	Filip Hronek	Detroit (NHL)	46	5	18	23
21	D	Dennis Cholowski	Detroit (NHL)	52	7	9	16
22	D	Patrik Nemeth	Colorado (NHL)	74	1	9	10
25	D	Mike Green	Detroit (NHL)	43	5	21	26
52	D	Jonathan Ericsson	Detroit (NHL)	52	3	2	5
65	D	Danny DeKeyser	Detroit (NHL)	52	5	15	20
74	D	Madison Bowey	Washington/Detroit (NHL)	50	2	8	10
83	D	Trevor Daley	Detroit (NHL)	44	2	6	8
GOALIES							
NO.	POS.	PLAYER	2018-19 TEAM/LEAGUE	GP	W-L-OT	GAA	SV%
35	G	Jimmy Howard	Detroit (NHL)	55	23-22-5	2.85	0.909
45	G	Jonathan Bernier	Detroit (NHL)	35	9-18-5	3.16	0.904

2018-19 FINAL NHL STANDINGS



ATLANTIC DIVISION

	GP	W	L	OT	Pts	GF	GA	HOME / AWAY	
Tampa Bay Lightning	82	62	16	4	128	325	222	32-7-2	30-9-2
Boston Bruins	82	49	24	9	107	259	215	29-9-3	20-15-6
Toronto Maple Leafs	82	46	28	8	100	286	251	23-16-2	23-12-6
Montreal Canadiens	82	44	30	8	96	249	236	25-12-4	19-18-4
Florida Panthers	82	36	32	14	86	267	280	20-13-8	16-19-6
Buffalo Sabres	82	33	39	10	76	226	271	21-15-5	12-24-5
DETROIT RED WINGS	82	32	40	10	74	227	277	17-19-5	15-21-5
Ottawa Senators	82	29	47	6	64	242	302	18-19-4	11-28-2

METROPOLITAN DIVISION

	GP	W	L	OT	Pts	GF	GA	HOME / AWAY	
Washington Capitals	82	48	26	8	104	278	249	24-11-6	24-15-2
New York Islanders	82	48	27	7	103	228	196	24-13-4	24-14-3
Pittsburgh Penguins	82	44	26	12	100	273	241	23-14-4	21-12-8
Carolina Hurricanes	82	46	29	7	99	245	223	24-13-4	22-16-3
Columbus Blue Jackets	82	47	31	4	98	258	232	22-17-2	25-14-2
Philadelphia Flyers	82	37	37	8	82	244	281	19-18-4	18-19-4
New York Rangers	82	32	36	14	78	227	272	18-14-9	14-22-5
New Jersey Devils	82	31	41	10	72	222	275	20-14-7	11-27-3



CENTRAL DIVISION

	GP	W	L	OT	Pts	GF	GA	HOME / AWAY	
Nashville Predators	82	47	29	6	100	240	214	25-14-2	22-15-4
Winnipeg Jets	82	47	30	5	99	272	244	25-12-4	22-18-1
St. Louis Blues	82	45	28	9	99	247	223	24-15-2	21-13-7
Dallas Stars	82	43	32	7	93	210	202	24-14-3	19-18-4
Colorado Avalanche	82	38	30	14	90	260	246	21-14-6	17-16-8
Chicago Blackhawks	82	36	34	12	84	270	292	19-14-8	17-20-4
Minnesota Wild	82	37	36	9	83	211	237	16-18-7	21-18-2

PACIFIC DIVISION

	GP	W	L	OT	Pts	GF	GA	HOME / AWAY	
Calgary Flames	82	50	25	7	107	289	227	26-10-5	24-15-2
San Jose Sharks	82	46	27	9	101	289	261	25-11-5	21-16-4
Vegas Golden Knights	82	43	32	7	93	249	230	24-12-5	19-20-2
Arizona Coyotes	82	39	35	8	86	213	223	20-17-4	19-18-4
Vancouver Canucks	82	35	36	11	81	225	254	20-16-5	15-20-6
Anaheim Ducks	82	35	37	10	80	199	251	19-14-8	16-23-2
Edmonton Oilers	82	35	38	9	79	232	274	18-19-4	17-19-5
Los Angeles Kings	82	31	42	9	71	202	263	17-21-3	14-21-6

NHL STATISTICS

2018-19 NHL REGULAR SEASON SCORING LEADERS

	PLAYER	TEAM	POS	GP	G	A	P	+/-	PIM	PP	SH	GW	OT	S	S%	TOI
1	Nikita Kucherov	TBL	RW	82	41	87	128	24	62	15	0	8	0	246	16.7	19:58
2	Connor McDavid	EDM	C	78	41	75	116	3	20	9	1	9	3	240	17.1	22:50
3	Patrick Kane	CHI	RW	81	44	66	110	2	22	9	0	7	3	341	12.9	22:29
4	Leon Draisaitl	EDM	C	82	50	55	105	2	52	16	3	5	3	231	21.6	22:35
5	Brad Marchand	BOS	LW	79	36	64	100	15	96	10	3	9	3	231	15.6	19:37
6	Sidney Crosby	PIT	C	79	35	65	100	18	36	12	0	3	1	220	15.9	21:00
7	Nathan MacKinnon	COL	C	82	41	58	99	20	34	12	0	6	1	365	11.2	22:05
8	Johnny Gaudreau	CGY	LW	82	36	63	99	18	24	6	0	8	3	245	14.7	20:04
9	Steven Stamkos	TBL	C	82	45	53	98	4	37	19	2	6	0	234	19.2	18:18
10	Aleksander Barkov	FLA	C	82	35	61	96	-3	8	13	0	5	2	206	17.0	22:21
11	Mitchell Marner	TOR	RW	82	26	68	94	22	22	3	1	5	0	233	11.2	19:49
12	Brayden Point	TBL	C	79	41	51	92	27	28	20	0	7	2	191	21.5	18:55
13	Jonathan Huberdeau	FLA	LW	82	30	62	92	-14	40	11	0	5	0	226	13.3	18:51
14	Blake Wheeler	WPG	RW	82	20	71	91	0	60	2	2	3	0	231	8.6	20:43
15	Alex Ovechkin	WSH	LW	81	51	38	89	7	40	18	0	5	0	338	15.1	20:55
16	John Tavares	TOR	C	82	47	41	88	19	34	10	0	8	1	286	16.4	19:05
17	Mikko Rantanen	COL	RW	74	31	56	87	13	54	16	0	4	1	193	16.1	20:51
18	Artemi Panarin	CBJ	LW	79	28	59	87	14	23	6	0	8	4	191	14.6	19:51
19	Claude Giroux	PHI	C	82	22	63	85	9	24	2	1	4	1	229	9.6	21:27
20	Mark Scheifele	WPG	C	82	38	46	84	8	38	12	0	6	3	199	19.1	21:52
21	Sebastian Aho	CAR	C	82	30	53	83	25	26	3	4	7	3	243	12.3	20:09
22	Brent Burns	SJS	D	82	16	67	83	13	34	7	1	6	2	300	5.3	25:06
23	Sean Monahan	CGY	C	78	34	48	82	7	12	12	0	5	0	211	16.1	19:03
24	Jack Eichel	BUF	C	77	28	54	82	-11	26	8	0	2	2	303	9.2	20:26
25	Phil Kessel	PIT	RW	82	27	55	82	-19	28	12	0	10	2	215	12.6	17:59
26	David Pastrnak	BOS	RW	66	38	43	81	6	32	17	0	4	0	235	16.2	18:45
27	Jonathan Toews	CHI	C	82	35	46	81	2	40	9	1	5	2	235	14.9	21:00
28	Tyler Seguin	DAL	C	82	33	47	80	17	18	9	0	8	2	334	9.9	20:45
29	Patrice Bergeron	BOS	C	65	32	47	79	23	30	9	4	3	1	205	15.6	18:28
30	Elias Lindholm	CGY	C	81	27	51	78	30	20	9	1	5	0	182	14.8	20:02

NHL STATISTICS

2018-19 NHL GOALTENDING LEADERS WINS

	PLAYER	TEAM	GP	GS	SA	GA	GAA	W	L	OT	SV	SV%	SO	TOI
1	Andrei Vasilevskiy	TBL	53	53	1,713	128	2.40	39	10	4	1,585	.925	6	3,203:45
2	Sergei Bobrovsky	CBJ	62	61	1,756	153	2.58	37	24	1	1,603	.913	9	3,556:40
3	Martin Jones	SJS	62	62	1,699	176	2.94	36	19	5	1,523	.896	3	3,597:13
4	Frederik Andersen	TOR	60	60	1,958	162	2.77	36	16	7	1,796	.917	1	3,510:15
5	Marc-Andre Fleury	VGK	61	61	1,745	152	2.51	35	21	5	1,593	.913	8	3,635:08
6	Carey Price	MTL	66	64	1,952	161	2.49	35	24	6	1,791	.918	4	3,880:15
7	Connor Hellebuyck	WPG	63	62	2,051	179	2.90	34	23	3	1,872	.913	2	3,704:06
8	Braden Holtby	WSH	59	58	1,795	160	2.82	32	19	5	1,635	.911	3	3,406:34
9	Devan Dubnyk	MIN	67	66	1,877	163	2.54	31	28	6	1,714	.913	2	3,855:16
10	Pekka Rinne	NSH	56	55	1,581	130	2.42	30	19	4	1,451	.918	4	3,219:44
11	Matt Murray	PIT	50	50	1,594	129	2.69	29	14	6	1,465	.919	4	2,880:14
12	Jacob Markstrom	VAN	60	60	1,896	166	2.77	28	23	9	1,730	.912	1	3,599:01
13	Tuukka Rask	BOS	46	45	1,245	109	2.48	27	13	5	1,136	.912	4	2,635:09
14	Ben Bishop	DAL	46	45	1,323	87	1.98	27	15	2	1,236	.934	7	2,637:18
15	David Rittich	CGY	45	42	1,228	109	2.61	27	9	5	1,119	.911	1	2,503:20
16	Darcy Kuemper	ARI	55	55	1,677	126	2.33	27	20	8	1,551	.925	5	3,251:15
17	John Gibson	ANA	58	57	1,838	153	2.84	26	22	8	1,685	.917	2	3,233:02
18	Mikko Koskinen	EDM	55	51	1,551	146	2.93	25	21	6	1,405	.906	4	2,991:51
19	Robin Lehner	NYI	46	43	1,323	93	2.13	25	13	5	1,230	.930	6	2,615:49
20	Jordan Binnington	STL	32	30	807	59	1.89	24	5	1	748	.927	5	1,876:25
21	Petr Mrazek	CAR	40	40	1,104	95	2.39	23	14	3	1,009	.914	4	2,386:51
22	JIMMY HOWARD	DET	55	52	1,709	156	3.07	23	22	5	1,553	.909	0	3,052:33
23	Mike Smith	CGY	42	40	1,069	109	2.72	23	16	2	960	.898	2	2,400:19
24	Thomas Greiss	NYI	43	39	1,185	87	2.28	23	14	2	1,098	.927	5	2,293:42
25	Jaroslav Halak	BOS	40	37	1,158	90	2.34	22	11	4	1,068	.922	5	2,308:07
26	Louis Domingue	TBL	26	26	812	75	2.88	21	5	0	737	.908	0	1,560:37
27	Curtis McElhinney	CAR	33	33	968	85	2.58	20	11	2	883	.912	2	1,977:31
28	Semyon Varlamov	COL	49	49	1,496	136	2.87	20	19	9	1,360	.909	2	2,839:12
29	Jake Allen	STL	46	45	1,277	121	2.83	19	17	8	1,156	.905	3	2,567:57
30	Carter Hutton	BUF	50	48	1,541	142	3.00	18	25	5	1,399	.908	0	2,839:37

2018-19 NHL AWARD WINNERS



AWARDED JUNE 19, 2019
LAS VEGAS, NV

NIKITA KUCHEROV

Tampa Bay Lightning

Hart Memorial Trophy
(NHL League MVP)

Ted Lindsay Award
(NHLPA Outstanding Player)

Art Ross Trophy
(NHL Regular Season Points Leader)



ALEXANDER OVECHKIN

WASHINGTON CAPITALS


Maurice Richard Trophy
(NHL Goals Leader)



2018-19 NHL AWARD WINNERS



Andrei Vasilevsky
Tampa Bay Lightning
Vezina Trophy
(Top Goaltender)




**Robin Lehner
& Thomas Greiss**
New York Islanders
Jennings Trophy
(Fewest Goals Allowed)



Wayne Simmonds
Nashville Predators
Messier Leadership Award
(Leadership)



Mark Giordano
Calgary Flames
Norris Trophy
(Top Defenseman)



Alexander Barkov
Florida Panthers
Lady Byng Trophy
(Sportsmanship)




Ryan O'Reilly
St. Louis Blues
Frank J. Selke Trophy
(Top Defensive Forward)




Elias Pettersson
Vancouver Canucks
Calder Trophy
(Rookie)



Robin Lehner
New York Islanders
Masterton Trophy
(Perseverance)



Jason Zucker
Minnesota Wild
King Clancy Trophy
(Humanitarian Contributions)



Barry Trotz
New York City Youth Program
Jack Adams Trophy
(Outstanding Coach)



Don Sweeney
Boston Bruins
**NHL General Manager
of the Year**



Rico Phillips
Flint Inner City Youth Program
**Willie O'Ree
Community Hero Award**

2019 STANLEY CUP® PLAYOFF RESULTS



EASTERN CONFERENCE QUARTERFINALS (ALL BEST-OF-SEVEN SERIES)

SERIES 'A' (COLUMBUS BLUE JACKETS WIN SERIES 4-0)

Wed.	Apr. 10	Columbus	4	at	Tampa Bay	3
Fri.	Apr. 12	Columbus	5	at	Tampa Bay	1
Sun.	Apr. 14	Tampa Bay	1	at	Columbus	3
Tue.	Apr. 16	Tampa Bay	3	at	Columbus	7

SERIES 'B' (BOSTON BRUINS WIN SERIES 4-3)

Thu.	Apr. 11	Toronto	4	at	Boston	1
Sat.	Apr. 13	Toronto	1	at	Boston	4
Mon.	Apr. 15	Boston	2	at	Toronto	3
Wed.	Apr. 17	Boston	6	at	Toronto	4
Fri.	Apr. 19	Toronto	2	at	Boston	1
Sun.	Apr. 21	Boston	4	at	Toronto	2
Tue.	Apr. 23	Toronto	1	at	Boston	5

SERIES 'C' (CAROLINA HURRICANES WIN SERIES 4-3)

Thu.	Apr. 11	Carolina	2	at	Washington	4
Sat.	Apr. 13	Carolina	3	at	Washington	4*
Mon.	Apr. 15	Washington	0	at	Carolina	5
Thu.	Apr. 18	Washington	1	at	Carolina	2
Sat.	Apr. 20	Carolina	0	at	Washington	6
Mon.	Apr. 22	Washington	2	at	Carolina	5
Wed.	Apr. 24	Carolina	4**	at	Washington	3

*Brooks Orpik scored at 1:48 of OT

**Brock McGinn scored at 11:05 of 2nd OT

SERIES 'D' (NEW YORK ISLANDERS WIN SERIES 4-0)

Wed.	Apr. 10	Pittsburgh	3	at	NY Islanders	4*
Fri.	Apr. 12	Pittsburgh	1	at	NY Islanders	3
Sun.	Apr. 14	NY Islanders	4	at	Pittsburgh	1
Tue.	Apr. 16	NY Islanders	3	at	Pittsburgh	1

*Josh Bailey scored at 4:39 of OT

2019 STANLEY CUP® PLAYOFF RESULTS



WESTERN CONFERENCE QUARTERFINALS (ALL BEST-OF-SEVEN SERIES)

SERIES 'E' (DALLAS STARS WIN SERIES 4-2)

Wed.	Apr. 10	Dallas	3	at	Nashville	2
Sat.	Apr. 13	Dallas	1	at	Nashville	2*
Mon.	Apr. 15	Nashville	3	at	Dallas	2
Wed.	Apr. 17	Nashville	1	at	Dallas	5
Sat.	Apr. 20	Dallas	5	at	Nashville	3
Mon.	Apr. 22	Nashville	1	at	Dallas	2**

*Craig Smith scored at 5:00 of OT

**John Klingberg scored at 17:02 of OT

SERIES 'F' (ST. LOUIS BLUES WIN SERIES 4-2)

Wed.	Apr. 10	St. Louis	2	at	Winnipeg	1
Fri.	Apr. 12	St. Louis	4	at	Winnipeg	3
Sun.	Apr. 14	Winnipeg	6	at	St. Louis	3
Tue.	Apr. 16	Winnipeg	2*	at	St. Louis	1
Thu.	Apr. 18	St. Louis	3	at	Winnipeg	2
Sat.	Apr. 20	Winnipeg	2	at	St. Louis	3

*Kyle Connor scored at 6:02 of OT

SERIES 'G' (COLORADO AVALANCHE WIN SERIES 4-1)

Thu.	Apr. 11	Colorado	0	at	Calgary	4
Sat.	Apr. 13	Colorado	3*	at	Calgary	2
Mon.	Apr. 15	Calgary	2	at	Colorado	6
Wed.	Apr. 17	Calgary	2	at	Colorado	3**
Fri.	Apr. 19	Colorado	5	at	Calgary	1

*Nathan MacKinnon scored at 8:27 of OT

**Mikko Rantanen scored at 10:23 of OT

SERIES 'H' (SAN JOSE SHARKS WIN SERIES 4-3)

Wed.	Apr. 10	Vegas	2	at	San Jose	5
Fri.	Apr. 12	Vegas	5	at	San Jose	3
Sun.	Apr. 14	San Jose	3	at	Vegas	6
Tue.	Apr. 16	San Jose	0	at	Vegas	5
Thu.	Apr. 18	Vegas	2	at	San Jose	5
Sun.	Apr. 21	San Jose	2*	at	Vegas	1
Tue.	Apr. 23	Vegas	4	at	San Jose	5**

*Tomas Hertl scored at 11:17 of 2nd OT

**Barclay Goodrow scored at 18:19 of OT

2019 STANLEY CUP® PLAYOFF RESULTS



EASTERN CONFERENCE SEMIFINALS (ALL BEST-OF-SEVEN SERIES)

SERIES 'I' (BOSTON BRUINS WIN SERIES 4-2)

Thu.	Apr. 25	Columbus	2	at	Boston	3*
Sat.	Apr. 27	Columbus	3**		Boston	2
Tue.	Apr. 30	Boston	1	at	Columbus	2
Thu.	May 2	Boston	4	at	Columbus	1
Sat.	May 4	Columbus	1	at	Boston	4
Mon.	May 6	Boston	3	at	Columbus	0

*Charlie Coyle scored at 5:15 of OT

**Matt Duchene scored at 3:42 of 2nd OT

SERIES 'J' (CAROLINA HURRICANES WIN SERIES 4-0)

Fri.	Apr. 26	Carolina	1*	at	NY Islanders	0
Sun.	Apr. 28	Carolina	2	at	NY Islanders	1
Wed.	May 1	NY Islanders	2	at	Carolina	5
Fri.	May 3	NY Islanders	2	at	Carolina	5

*Jordan Staal scored at 4:04 of OT



WESTERN CONFERENCE SEMIFINALS (ALL BEST-OF-SEVEN SERIES)

SERIES 'K' (ST. LOUIS BLUES WIN SERIES 4-3)

Thu.	Apr. 25	Dallas	2	at	St. Louis	3
Sat.	Apr. 27	Dallas	4	at	St. Louis	2
Mon.	Apr. 29	St. Louis	4	at	Dallas	3
Wed.	May 1	St. Louis	2	at	Dallas	4
Fri.	May 3	Dallas	2	at	St. Louis	1
Sun.	May 5	St. Louis	4	at	Dallas	1
Tue.	May 7	Dallas	1	at	St. Louis	2*

*Pat Maroon scored at 5:50 of 2nd OT

SERIES 'L' (SAN JOSE SHARKS WIN SERIES 4-3)

Fri.	Apr. 26	Colorado	2	at	San Jose	5
Sun.	Apr. 28	Colorado	4	at	San Jose	3
Tue.	Apr. 30	San Jose	4	at	Colorado	2
Thu.	May 2	San Jose	0	at	Colorado	3
Sat.	May 4	Colorado	1	at	San Jose	2
Mon.	May 6	San Jose	3	at	Colorado	4*
Wed.	May 8	Colorado	2	at	San Jose	3

*Gabriel Landeskog scored at 2:32 of OT

2019 STANLEY CUP® PLAYOFF RESULTS



EASTERN CONFERENCE FINAL (BEST-OF-SEVEN SERIES)

SERIES 'M' (BOSTON BRUINS WIN SERIES 4-0)

Thu.	May 9	Carolina	2	at	Boston	5
Sun.	May 12	Carolina	2	at	Boston	6
Tue.	May 14	Boston	2	at	Carolina	1
Thu.	May 16	Boston	4	at	Carolina	0



WESTERN CONFERENCE FINAL (BEST-OF-SEVEN SERIES)

SERIES 'N' (ST. LOUIS BLUES WIN SERIES 4-2)

Sat.	May 11	St. Louis	3	at	San Jose	6
Mon.	May 13	St. Louis	4	at	San Jose	2
Wed.	May 15	San Jose	5*	at	St. Louis	4
Fri.	May 17	San Jose	1	at	St. Louis	2
Sun.	May 19	St. Louis	5	at	San Jose	0
Tue.	May 21	San Jose	1	at	St. Louis	5

*Erik Karlsson scored at 5:23 of OT



2019 STANLEY CUP® FINAL (BEST-OF-SEVEN SERIES)

SERIES 'O' (ST. LOUIS BLUES WIN SERIES 4-3)

Mon.	May 27	St. Louis	2	at	Boston	4
Wed.	May 29	St. Louis	3*	at	Boston	2
Sat.	June 1	Boston	7	at	St. Louis	2
Mon.	June 3	Boston	2	at	St. Louis	4
Thu.	June 6	St. Louis	2	at	Boston	1
Sun.	June 9	Boston	5	at	St. Louis	1
Wed.	June 12	St. Louis	4	at	Boston	1

*Carl Gunnarsson scored at 3:51 of OT

NHL PLAYOFFS STATISTICS



2019 STANLEY CUP® PLAYOFFS SCORING LEADERS

	PLAYER	TEAM	POS	GP	G	A	P	+/-	PIM	PP	SH	GW	OT	S	S%	TOI
1	Brad Marchand	BOS	LW	24	9	14	23	4	14	3	0	2	0	72	12.5	20:15
2	Ryan O'Reilly	STL	C	26	8	15	23	2	4	1	0	2	0	54	14.8	21:00
3	Logan Couture	SJS	C	20	14	6	20	3	6	3	1	1	0	67	20.9	20:09
4	Jaden Schwartz	STL	LW	26	12	8	20	9	2	2	0	2	0	63	19.0	17:28
5	David Pastrnak	BOS	RW	24	9	10	19	0	4	3	0	2	0	82	11.0	17:34
6	Alex Pietrangelo	STL	D	26	3	16	19	5	12	0	0	1	0	77	3.9	25:45
7	Torey Krug	BOS	D	24	2	16	18	4	10	2	0	0	0	55	3.6	22:21
8	Vladimir Tarasenko	STL	RW	26	11	6	17	-5	4	5	0	2	0	90	12.2	18:19
9	Patrice Bergeron	BOS	C	24	9	8	17	4	12	7	0	2	0	87	10.3	18:42
10	Charlie Coyle	BOS	C	24	9	7	16	8	12	2	0	1	1	39	23.1	15:28
11	David Perron	STL	LW	26	7	9	16	4	16	2	0	2	0	58	12.1	18:12
12	Brent Burns	SJS	D	20	5	11	16	2	6	1	0	0	0	57	8.8	28:25
13	David Krejci	BOS	C	24	4	12	16	5	8	0	0	1	0	32	12.5	16:56
14	Erik Karlsson	SJS	D	19	2	14	16	-3	8	0	0	1	1	51	3.9	24:45
15	Tomas Hertl	SJS	C	19	10	5	15	2	4	5	1	2	1	59	16.9	21:52
16	Timo Meier	SJS	RW	20	5	10	15	3	34	0	0	1	0	54	9.3	17:06
17	Mikko Rantanen	COL	RW	12	6	8	14	-1	4	2	0	2	1	34	17.6	21:39
18	Nathan MacKinnon	COL	C	12	6	7	13	-4	2	2	0	3	1	57	10.5	23:43
19	Tyler Bozak	STL	C	26	5	8	13	-2	8	1	0	2	0	33	15.2	14:08
20	Mark Stone	VGK	RW	7	6	6	12	2	2	2	0	1	0	16	37.5	21:34
21	Sebastian Aho	CAR	C	15	5	7	12	3	2	2	1	0	0	39	12.8	20:58
22	Brayden Schenn	STL	C	26	5	7	12	-2	14	1	0	0	0	57	8.8	18:43
23	Colton Parayko	STL	D	26	2	10	12	6	10	1	0	0	0	59	3.4	25:07
24	Max Pacioretty	VGK	LW	7	5	6	11	1	4	2	0	1	0	30	16.7	19:34
25	Artemi Panarin	CBJ	LW	10	5	6	11	0	0	1	0	0	0	27	18.5	21:44

2019 STANLEY CUP® PLAYOFFS GOALTENDING LEADERS

	PLAYER	TEAM	GP	GS	SA	GA	GAA	W	L	SV	SV%	SO	TOI
1	Jordan Binnington	STL	26	26	742	64	2.46	16	10	678	.914	1	1,559:30
2	Tuukka Rask	BOS	24	24	742	49	2.02	15	9	693	.934	2	1,458:50
3	Martin Jones	SJS	20	20	567	58	3.02	10	9	509	.898	0	1,153:40
4	Ben Bishop	DAL	13	13	448	30	2.22	7	6	418	.933	0	810:59
5	Philipp Grubauer	COL	12	12	373	28	2.30	7	5	345	.925	1	731:47
6	Sergei Bobrovsky	CBJ	10	10	333	25	2.41	6	4	308	.925	0	622:56
7	Petr Mrazek	CAR	11	11	282	30	2.73	5	5	252	.894	2	659:43
8	Robin Lehner	NYI	8	8	233	15	2.00	4	4	218	.936	0	449:00
9	Marc-Andre Fleury	VGK	7	7	230	21	2.70	3	4	209	.909	1	466:32
10	Frederik Andersen	TOR	7	7	244	19	2.75	3	4	225	.922	0	413:49

DETROIT RED WINGS STATISTICS

2018-19 RED WINGS REGULAR SEASON STATISTICS

	PLAYER	POS	GP	G	A	P	+/-	PIM	PP	SH	GW	OT	S	S%	TOI/G
1	Dylan Larkin	C	76	32	41	73	-6	75	7	2	4	4	287	11.1	21:51
2	Andreas Athanasiou	C	76	30	24	54	-9	38	3	0	4	1	216	13.9	16:58
3	Gustav Nyquist	RW	62	16	33	49	0	8	1	0	2	1	163	9.8	18:08
4	Anthony Mantha	RW	67	25	23	48	-8	30	7	0	1	1	198	12.6	17:50
5	Tyler Bertuzzi	LW	73	21	26	47	11	36	3	0	4	1	131	16.0	16:31
6	Thomas Vanek	LW	64	16	20	36	-12	26	4	0	1	0	108	14.8	14:07
7	Frans Nielsen	C	72	10	25	35	-7	14	0	0	4	0	120	8.3	16:41
8	Niklas Kronwall	D	79	3	24	27	-5	40	1	0	0	0	71	4.2	19:57
9	Mike Green	D	43	5	21	26	-1	28	0	0	0	0	92	5.4	21:41
10	Luke Glendening	C	78	10	13	23	2	15	0	1	1	0	102	9.8	15:47
11	Filip Hronek	D	46	5	18	23	-10	30	1	0	0	0	73	6.8	19:58
12	Danny DeKeyser	D	52	5	15	20	2	39	0	0	3	1	59	8.5	21:58
13	Justin Abdelkader	LW	71	6	13	19	-14	38	1	1	0	0	95	6.3	15:24
14	Michael Rasmussen	C	62	8	10	18	-8	29	4	0	0	0	74	10.8	12:05
15	Darren Helm	LW	61	7	10	17	-11	20	0	1	0	0	107	6.5	14:34
16	Dennis Cholowski	D	52	7	9	16	-20	16	4	0	1	0	71	9.8	18:15
17	Nick Jensen	D	60	2	13	15	1	17	0	0	0	0	66	3.0	20:48
18	Jacob de la Rose	C	60	3	6	9	-13	16	0	0	0	0	55	5.5	11:26
19	Christoffer Ehn	C	60	3	6	9	-5	6	0	1	1	0	49	6.1	10:37
20	Trevor Daley	D	44	2	6	8	-3	12	0	1	1	0	47	4.3	18:34
21	Taro Hirose	LW	10	1	6	7	0	2	0	0	1	0	15	6.7	15:18
22	Martin Frk	RW	30	1	5	6	-9	4	1	0	0	0	28	3.6	9:11
23	Jonathan Ericsson	D	52	3	2	5	-10	35	0	0	1	0	48	6.3	17:13
24	Madison Bowey	D	17	1	3	4	-4	8	0	0	0	0	14	7.1	18:12
25	Filip Zadina	RW	9	1	2	3	-5	0	1	0	0	0	18	5.5	15:23
26	Luke Witkowski	RW	34	0	2	2	-5	23	0	0	0	0	14	0.0	9:36
27	Matt Puempel	LW	8	1	0	1	-2	2	1	0	0	0	10	10.0	10:24
28	Brian Lashoff	D	4	0	1	1	-1	2	0	0	0	0	2	0.0	13:40
29	Wade Megan	C	11	0	1	1	-4	2	0	0	0	0	16	0.0	7:53
30	Dominic Turgeon	C	4	0	0	0	-3	0	0	0	0	0	2	0.0	12:35
31	Jake Chelios	D	5	0	0	0	0	2	0	0	0	0	5	0.0	17:12
32	Libor Sulak	D	6	0	0	0	-4	6	0	0	0	0	7	0.0	19:23
33	Dylan McIlrath	D	7	0	0	0	2	4	0	0	0	0	6	0.0	15:11
34	Ryan Kuffner	LW	10	0	0	0	-4	0	0	0	0	0	8	0.0	10:56
35	Joe Hicketts	D	11	0	0	0	-9	0	0	0	0	0	16	0.0	18:35

2018-19 RED WINGS GOALTENDERS STATISTICS

	PLAYER	GP	GS	W	L	OT	SA	GA	GAA	SV	SV%	SO	PIM	TOI
1	Jimmy Howard	55	52	23	22	5	1,709	156	3.07	1,553	.909	0	2	3,052:33
2	Jonathan Bernier	35	30	9	18	5	1,025	98	3.16	927	.904	1	0	1,859:54
3	Kaden Fulcher	1	0	0	0	0	11	2	4.41	9	.818	0	0	27:13

2018-19 GAME-BY-GAME RESULTS

82-GAME REGULAR SEASON

GAME	DATE	OPPOSITION	RESULT	SCORE	RECORD	POINTS
1	10/4/18	CBJ	OTL	2-3	0-0-1	1
2	10/7/18	@LAK	L	2-4	0-1-1	1
3	10/8/18	@ANA	SOL	2-3	0-1-2	2
4	10/11/18	TOR	L	3-5	0-2-2	2
5	10/13/18	@BOS	L	2-8	0-3-2	2
6	10/15/18	@MTL	L	3-7	0-4-2	2
7	10/18/18	@TBL	L	1-3	0-5-2	2
8	10/20/18	@FLA	OTW	4-3	1-5-2	4
9	10/22/18	CAR	L	1-3	1-6-2	4
10	10/26/18	WPG	L	1-2	1-7-2	4
11	10/28/18	DAL	W	4-2	2-7-2	6
12	10/30/18	@CBJ	W	5-3	3-7-2	8
13	11/1/18	NJD	W	4-3	4-7-2	10
14	11/3/18	EDM	L	3-4	4-8-2	10
15	11/6/18	VAN	SOW	3-2	5-8-2	12
16	11/9/18	NYR	OTW	3-2	6-8-2	14
17	11/10/18	@CAR	SOW	4-3	7-8-2	16
18	11/13/18	ARI	W	6-1	8-8-2	18
19	11/15/18	@OTT	L	1-2	8-9-2	18
20	11/17/18	@NJD	OTW	3-2	9-9-2	20
21	11/21/18	BOS	OTW	3-2	10-9-2	22
22	11/23/18	@WSH	L	1-3	10-10-2	22
23	11/24/18	BUF	SOL	2-3	10-10-3	23
24	11/26/18	CBJ	L	5-7	10-11-3	23
25	11/28/18	STL	W	4-3	11-11-3	25
26	12/1/18	@BOS	W	4-2	12-11-3	27
27	12/2/18	COL	L	0-2	12-12-3	27
28	12/4/18	TBL	SOL	5-6	12-12-4	28
29	12/6/18	@TOR	OTW	5-4	13-12-4	30
30	12/8/18	NYI	L	2-3	13-13-4	30
31	12/10/18	LAK	W	3-1	14-13-4	32
32	12/11/18	@WSH	L	2-6	14-14-4	32
33	12/14/18	OTT	L	2-4	14-15-4	32
34	12/15/18	@NYI	SOL	3-4	14-15-5	33
35	12/18/18	@PHI	L	2-3	14-16-5	33
36	12/20/18	@CAR	W	4-1	15-16-5	35
37	12/22/18	FLA	L	1-2	15-17-5	35
38	12/23/18	@TOR	OTL	4-5	15-17-6	36
39	12/27/18	@PIT	L	2-5	15-18-6	36
40	12/29/18	@DAL	L	1-5	15-19-6	36
41	12/31/18	FLA	SOL	3-4	15-19-7	37
42	1/2/19	CGY	L	3-5	15-20-7	37
43	1/4/19	NSH	OTW	4-3	16-20-7	39
44	1/6/19	WSH	L	2-3	16-21-7	39
45	1/8/19	MTL	L	2-3	16-22-7	39
46	1/11/19	@WPG	L	2-4	16-23-7	39
47	1/12/19	@MIN	W	5-2	17-23-7	41
48	1/15/19	ANA	W	3-1	18-23-7	43

2018-19 GAME-BY-GAME RESULTS

GF	GA	GOALTENDER	GAME WINNING GOAL
2	3	HOWARD	Panarin
4	7	BERNIER	Iafallo
6	10	HOWARD	Terry
9	15	HOWARD	Matthews
11	23	BERNIER	DeBrusk
14	30	HOWARD	Gallagher
15	33	HOWARD	Stamkos
19	36	HOWARD	NYQUIST
20	39	HOWARD	Ferland
21	41	HOWARD	Byfuglien
25	43	BERNIER	ERICSSON
30	46	HOWARD	BERTUZZI
34	49	HOWARD	DALEY
37	53	BERNIER	Brodziak
40	55	HOWARD	LARKIN
43	57	HOWARD	LARKIN
47	60	BERNIER	NIELSEN
53	61	HOWARD	CHOLOWSKI
54	63	HOWARD	Batherson
57	65	BERNIER	LARKIN
60	67	HOWARD	ATHANASIOU
61	70	BERNIER	Kempny
63	73	HOWARD	Reinhart
68	80	BERNIER	Dubois
72	83	HOWARD	BERTUZZI
76	85	HOWARD	NIELSEN
76	87	BERNIER	MacKinnon
81	93	HOWARD	Kucherov
86	97	BERNIER	LARKIN
88	100	BERNIER	Martin
91	101	HOWARD	NIELSEN
93	107	BERNIER	Ovechkin
95	111	HOWARD	Stone
98	115	BERNIER	Barzal
100	118	BERNIER	Gostisbehere
104	119	BERNIER	NIELSEN
105	121	HOWARD	Dadonov
109	126	BERNIER	Kapanen
111	131	HOWARD	Kessel
112	136	BERNIER	Radulov
115	140	HOWARD	Huberdeau
118	145	HOWARD	Gaudreau
122	148	HOWARD	LARKIN
124	151	HOWARD	Kempny
126	154	HOWARD	Petry
128	158	BERNIER	Little
133	160	HOWARD	VANEK
136	161	HOWARD	NYQUIST

2018-19 GAME-BY-GAME RESULTS

82-GAME REGULAR SEASON

GAME	DATE	OPPOSITION	RESULT	SCORE	RECORD	POINTS
49	1/18/19	@CGY	L	4-6	18-24-7	43
50	1/20/19	@VAN	L	2-3	18-25-7	43
51	1/22/19	@EDM	W	3-2	19-25-7	45
52	2/1/19	TOR	OTW	3-2	20-25-7	47
53	2/2/19	@OTT	W	2-0	21-25-7	49
54	2/7/19	VGK	L	3-4	21-26-7	49
55	2/9/19	@BUF	L	1-3	21-27-7	49
56	2/10/19	@CHI	L	2-5	21-28-7	49
57	2/12/19	@NSH	W	3-2	22-28-7	51
58	2/14/19	OTT	W	3-2	23-28-7	53
59	2/16/19	@PHI	OTL	5-6	23-28-8	54
60	2/17/19	PHI	L	1-3	23-29-8	54
61	2/20/19	CHI	OTL	4-5	23-29-9	55
62	2/22/19	MIN	L	2-3	23-30-9	55
63	2/24/19	SJS	L	3-5	23-31-9	55
64	2/26/19	MTL	L	1-8	23-32-9	55
65	3/2/19	@ARI	L	1-3	23-33-9	55
66	3/5/19	@COL	OTL	3-4	23-33-10	56
67	3/7/19	NYR	SOW	3-2	24-33-10	58
68	3/9/19	@TBL	L	2-3	24-34-10	58
69	3/10/19	@FLA	L	1-6	24-35-10	58
70	3/12/19	@MTL	L	1-3	24-36-10	58
71	3/14/19	TBL	L	4-5	24-37-10	58
72	3/16/19	NYI	W	2-1	25-37-10	60
73	3/19/19	@NYR	W	3-2	26-37-10	62
74	3/21/19	@STL	L	2-5	26-38-10	62
75	3/23/19	@VGK	OTW	3-2	27-38-10	64
76	3/25/19	@SJS	W	3-2	28-38-10	66
77	3/28/19	@BUF	OTW	5-4	29-38-10	68
78	3/29/19	NJD	W	4-0	30-38-10	70
79	3/31/19	BOS	W	6-3	31-38-10	72
80	4/2/19	PIT	W	4-1	32-38-10	74
81	4/4/19	@PIT	L	1-4	32-39-10	74
82	4/6/19	BUF	L	1-7	32-40-10	74

2018-19 GAME-BY-GAME RESULTS

GF	GA	GOALTENDER	GAME WINNING GOAL
140	167	HOWARD	Bennett
142	170	BERNIER	Roussel
145	172	HOWARD	GLENDENING
148	174	HOWARD	DeKEYSER
150	174	BERNIER	DeKEYSER
153	178	HOWARD	McNabb
154	181	HOWARD	Mittelstadt
156	186	BERNIER	Kahun
159	188	HOWARD	ATHANASIOU
162	190	HOWARD	NIELSEN
167	196	BERNIER	Konecny
168	199	HOWARD	Provorov
172	204	BERNIER	KANE
174	207	BERNIER	Staal
177	212	BERNIER	Pavelski
178	220	HOWARD	Shaw
179	223	HOWARD	Ekman-Larsson
182	227	BERNIER	MacKinnon
185	229	HOWARD	ATHANASIOU
187	232	BERNIER	Kuchеров
188	238	HOWARD	McGinn
189	241	BERNIER	Kulak
193	246	HOWARD	Kuchеров
195	247	BERNIER	ATHANASIOU
198	249	HOWARD	ATHANASIOU
200	254	BERNIER	Barbashev
203	256	HOWARD	MANTHA
206	258	BERNIER	EHN
211	262	HOWARD	BERTUZZI
215	262	BERNIER	DeKEYSER
221	265	HOWARD	HIROSE
225	266	HOWARD	BERTUZZI
226	270	HOWARD	Kessel
227	277	HOWARD	Dahlin

2018-19 GAME-BY-GAME HOME RESULTS

41-GAME HOME SCHEDULE RESULTS

GAME	DATE	OPPOSITION	RESULT	SCORE	RECORD	ATTENDANCE	SELLOUTS
1	10/4/18	CBJ	OTL	2-3	0-0-1	19,515	*
2	10/11/18	TOR	L	3-5	0-1-1	19,515	*
3	10/22/18	CAR	L	1-3	0-2-1	19,515	*
4	10/26/18	WPG	L	1-2	0-3-1	19,515	*
5	10/28/18	DAL	W	4-2	1-3-1	19,515	*
6	11/1/18	NJD	W	4-3	2-3-1	18,273	
7	11/3/18	EDM	L	3-4	2-4-1	19,515	*
8	11/6/18	VAN	SOW	3-2	3-4-1	18,640	
9	11/9/18	NYR	OTW	3-2	4-4-1	19,515	*
10	11/13/18	ARI	W	6-1	5-4-1	18,257	
11	11/21/18	BOS	OTW	3-2	6-4-1	19,515	*
12	11/24/18	BUF	SOL	2-3	6-4-2	19,515	*
13	11/26/18	CBJ	L	5-7	6-5-2	17,510	
14	11/28/18	STL	W	4-3	7-5-2	18,165	
15	12/2/18	COL	L	0-2	7-6-2	18,248	
16	12/4/18	TBL	SOL	5-6	7-6-3	18,477	
17	12/8/18	NYI	L	2-3	7-7-3	19,515	*
18	12/10/18	LAK	W	3-1	8-7-3	18,322	
19	12/14/18	OTT	L	2-4	8-8-3	18,330	
20	12/22/18	FLA	L	1-2	8-9-3	19,515	*
21	12/31/18	FLA	SOL	3-4	8-9-4	19,515	*
22	1/2/19	CGY	L	3-5	8-10-4	19,515	*
23	1/4/19	NSH	OTW	4-3	9-10-4	19,515	*
24	1/6/19	WSH	L	2-3	9-11-4	19,515	*
25	1/8/19	MTL	L	2-3	9-12-4	18,898	
26	1/15/19	ANA	W	3-1	10-12-4	19,515	*
27	2/1/19	TOR	OTW	3-2	11-12-4	19,515	*
28	2/7/19	VGK	L	3-4	11-13-4	18,889	
29	2/14/19	OTT	W	3-2	12-13-4	18,575	
30	2/17/19	PHI	L	1-3	12-14-4	19,515	*
31	2/20/19	CHI	OTL	4-5	12-14-5	18,806	
32	2/22/19	MIN	L	2-3	12-15-5	19,515	*
33	2/24/19	SJS	L	3-5	12-16-5	19,515	*
34	2/26/19	MTL	L	1-8	12-17-5	18,845	
35	3/7/19	NYR	SOW	3-2	13-17-5	18,333	
36	3/14/19	TBL	L	4-5	13-18-5	19,515	*
37	3/16/19	NYI	W	2-1	14-18-5	19,515	*
38	3/29/19	NJD	W	4-0	15-18-5	19,515	*
39	3/31/19	BOS	W	6-3	16-18-5	19,515	*
40	4/2/19	PIT	W	4-1	17-18-5	19,515	*
41	4/6/19	BUF	L	1-7	17-19-5	19,515	*

Home Record: 17-19-5

Home Attendance: 783,958

Average: 19,121

*** =** Home Sellout

SOW = Shootout win

SOL = Shootout loss

OTW = Overtime win

OTL = Overtime loss

2018-19 GAME-BY-GAME ROAD RESULTS

41-GAME ROAD SCHEDULE RESULTS

GAME	DATE	OPPOSITION	RESULT	SCORE	RECORD	ATTENDANCE	SELLOUTS
1	10/7/18	@LAK	L	2-4	0-1-0	18,230	*
2	10/8/18	@ANA	SOL	2-3	0-1-1	17,436	*
3	10/13/18	@BOS	L	2-8	0-2-1	17,656	*
4	10/15/18	@MTL	L	3-7	0-3-1	20,323	
5	10/18/18	@TBL	L	1-3	0-4-1	19,092	*
6	10/20/18	@FLA	OTW	4-3	1-4-1	14,534	
7	10/30/18	@CBJ	W	5-3	2-4-1	14,288	
8	11/10/18	@CAR	SOW	4-3	3-4-1	13,029	
9	11/15/18	@OTT	L	1-2	3-5-1	13,402	
10	11/17/18	@NJD	OTW	3-2	4-5-1	16,514	*
11	11/23/18	@WSH	L	1-3	4-6-1	18,506	*
12	12/1/18	@BOS	W	4-2	5-6-1	17,565	*
13	12/6/18	@TOR	OTW	5-4	6-6-1	19,392	*
14	12/11/18	@WSH	L	2-6	6-7-1	18,506	*
15	12/15/18	@NYI	SOL	3-4	6-7-2	13,917	*
16	12/18/18	@PHI	L	2-3	6-8-2	19,255	
17	12/20/18	@CAR	W	4-1	7-8-2	13,548	
18	12/23/18	@TOR	OTL	4-5	7-8-3	19,196	*
19	12/27/18	@PIT	L	2-5	7-9-3	18,639	*
20	12/19/18	@DAL	L	1-5	7-10-3	18,532	*
21	1/11/19	@WPG	L	2-4	7-11-3	15,321	*
22	1/12/19	@MIN	W	5-2	8-11-3	19,087	*
23	1/18/19	@CGY	L	4-6	8-12-3	19,289	*
24	1/20/19	@VAN	L	2-3	8-13-3	18,865	
25	1/22/19	@EDM	W	3-2	9-13-3	18,347	*
26	2/2/19	@OTT	W	2-0	10-13-3	15,714	
27	2/9/19	@BUF	L	1-3	10-14-3	19,070	*
28	2/10/19	@CHI	L	2-5	10-15-3	21,941	*
29	2/12/19	@NSH	W	3-2	11-15-3	17,260	*
30	2/16/19	@PHI	OTL	5-6	11-15-4	19,342	*
31	3/2/19	@ARI	L	1-3	11-16-4	15,552	
32	3/5/19	@COL	OTL	3-4	11-16-5	18,011	*
33	3/9/19	@TBL	L	2-3	11-17-5	19,092	*
34	3/10/19	@FLA	L	1-6	11-18-5	15,238	
35	3/12/19	@MTL	L	1-3	11-19-5	21,302	*
36	3/19/19	@NYR	W	3-2	12-19-5	17,183	
37	3/21/19	@STL	L	2-5	12-20-5	18,272	
38	3/23/19	@VGK	OTW	3-2	13-20-5	18,437	*
39	3/25/19	@SJS	W	3-2	14-20-5	17,393	
40	3/28/19	@BUF	OTW	5-4	15-20-5	16,236	
41	4/4/19	@PIT	L	1-4	15-21-5	18,574	*

Road Record: 15-21-5

Road Attendance: 721,086

Average: 17,587

*** =** Road Sellout

SOW = Shootout win

SOL = Shootout loss

OTW = Overtime win

OTL = Overtime loss



LEADING THE WAY

Dylan Larkin enjoyed a career season with personal bests in goals (32), points (73) and penalty minutes (75) in 2018-19. Larkin became the second player in franchise history to lead the team in goals, assists, points and penalty minutes, joining John Sheppard, who did so for the Detroit Cougars in the franchise's first season (1926-27).

2018-19 TEAM-BY-TEAM RECORDS



ANAHEIM DUCKS

2695 Katella Ave.
Anaheim, CA 92806
ducks.nhl.com

Arena..... Honda Center (17,174)
Office Phone..... (714) 940-2900
Entered NHL 1993-94 (27th season)
Conference / Division..... Western / Pacific
Regular Season Record..... 944-771-107-162
Playoff Record..... 89-73
Stanley Cup Champions 2007
2018-19 Record 35-37-10 (80 pts.)
2019 Playoffs..... Did Not Qualify
AHL Affiliate..... San Diego Gulls

Staff Listing

Owners..... Henry and Susan Samuels
Executive VP and GM..... Bob Murray
Senior VP, Hockey Operations David McNab
Assistant General Manager Dave Nonis
Director of Player Personnel..... Rick Paterson
Director of Player Development ... Todd Marchant
Player Development..... Scott Niedermayer
Head Coach Dallas Eakins
Assistant Coaches Marty Wilford,
..... Rich Preston, Mark Morrison
Goaltending Coach..... Sudarshan Maharaj
Video Coach Joe Piscotty
Dir. of Media & Communications..... Alex Gilchrist
Media/Communications Manager Steve Hoem
Publicist..... Keren Lynch

vs. ANAHEIM

SEASON RECORD	W	L	OTL	Pts	GF	GA	PPGF	PPGA	SHGF	SHGA	PIM
Home	1	0	0	2	3	1	0	1	0	0	4
Road	0	0	1	1	2	3	0	0	0	0	6
TOTALS	1	0	1	3	5	4	0	1	0	0	10

RESULTS

DATE	SITE	W/L	DRW	ANA
October 8	A	SOL	2	3
January 15	H	W	3	1

GOALS BY PERIOD

TEAM	1	2	3	OT	SO	TOT
Detroit	1	1	3	0	0	5
Anaheim	0	2	1	0	1	4

SPECIAL TEAMS

DETROIT POWER PLAY			DETROIT PENALTY KILL		
Home	0-0	---	Home	1-2	50.0%
Road	0-2	0.00%	Road	3-3	100%
Totals	0-2	0.00%	Totals	4-5	80.0%

SCORING LEADERS

DETROIT			ANAHEIM		
Danny DeKeyser	0G-3A-3P, +4 in 2 games		Jakob Silfverberg	1G-0A-1P, +1 in 2 games	
Darren Helm	2G-0A-2P, +2 in 2 games		Hampus Lindholm	1G-0A-1P, -2 in 2 games	
Tyler Bertuzzi	1G-0A-1P, +2 in 2 games		Rickard Rakell	1G-0A-1P, -4 in 2 games	
Anthony Mantha	1G-0A-1P, +0 in 2 games		Andrew Coglian	1G-0A-1P, +1 in 1 game	
Gustav Nyquist	1G-0A-1P, +0 in 2 games		Max Comtois	1G-0A-1P, +1 in 1 game	

ALL-TIME SEASON RECORD

SITE	GP	W	L	T	OTL	PTS	GF	GA
Home	43	33	7	3	0	69	150	95
Road	44	19	17	4	4	46	111	110
TOTALS	87	52	24	7	4	115	261	205

2018-19 TEAM-BY-TEAM RECORDS



ARIZONA COYOTES

9400 W. Maryland Ave.
Glendale, AZ 85305
coyotes.nhl.com

Arena.....Gila River Arena (17,125)
Office Phone.....(623) 772-3200
Entered NHL 1979-80 (41st season)
Conference / Division..... Western / Pacific
Regular Season Record..... 1278-1413-266-151
Playoff Record..... 41-78
Stanley Cup ChampionsNone
2018-19 Record39-35-8 (86 pts.)
2019 Playoffs.....Did Not Qualify
AHL Affiliate..... Tucson Roadrunners
ECHL AffiliateRapid City Rush

Staff Listing

Owner, Chairman & Governor..... Alex Meruelo
President & CEO.....Ahron Cohen
Pres. of Hockey Ops & GM..... John Chayka
Assistant General Manager Steve Sullivan
Assistant General Manager Lindsay Hofford
Special Assistant to the GM..... Scott Walker
Head Coach Rick Tocchet
Assistant Coaches John MacLean,
..... Phil Housley, Scott Allen
Video Coach Steve Peters
Goaltending Coach..... Corey Schwab
Coordinator, Skill Development Jeff Ulmer
Goaltending Development Coach..... Zac Bierk
Player Dev. Coaches.....Mark Bell, Alex Henry
European Development Coach.....Brett Stewart
Executive VP, Communications..... Rich Nairn
Director of Media Relations Greg Dillard
Coordinator, Media Relations Jeffrey Sanders

vs. ARIZONA

SEASON RECORD	W	L	OTL	Pts	GF	GA	PPGF	PPGA	SHGF	SHGA	PIM
Home	1	0	0	2	6	1	1	0	0	0	12
Road	0	1	0	0	1	3	1	0	0	0	8
TOTALS	1	1	0	2	7	4	2	0	0	0	20

RESULTS

DATE	SITE	W/L	DRW	ARI	TEAM	1	2	3	OT	SO	TOT
November 13	H	W	6	1	Detroit	3	2	2	0	0	7
March 2	A	L	1	3	Arizona	2	0	2	0	0	4

GOALS BY PERIOD

SPECIAL TEAMS

DETROIT POWER PLAY			DETROIT PENALTY KILL		
Home	1-4	25.0%	Home	5-5	100%
Road	1-1	100%	Road	3-3	100%
Totals	2-5	40.0%	Totals	8-8	100%

SCORING LEADERS

DETROIT		ARIZONA	
Mike Green	1G-2A-3P, +0 in 2 games	Vinnie Hinostroza	1G-2A-3P, +0 in 2 games
Andreas Athanasiou	1G-1A-2P, +3 in 2 games	Oliver Ekman-Larsson	1G-1A-2P, -1 in 2 games
Anthony Mantha	1G-1A-2P, -1 in 2 games	Richard Panik	0G-2A-2P, -2 in 2 games
Dylan Larkin	1G-1A-2P, -3 in 2 games	Josh Archibald	1G-0A-1P, +1 in 1 game
Frans Nielsen	0G-2A-2P, +3 in 2 games	Lawson Crouse	1G-0A-1P, +1 in 2 games

ALL-TIME SEASON RECORD

SITE	GP	W	L	T	OTL	PTS	GF	GA
Home	72	39	23	8	2	88	277	228
Road	71	33	22	14	2	82	227	206
TOTALS	143	72	45	22	4	170	504	434

2018-19 TEAM-BY-TEAM RECORDS



BOSTON BRUINS

100 Legends Way
Boston, MA 02114
bruins.nhl.com

Arena..... TD Garden (17,565)
Office Phone..... (617) 624-2327
Entered NHL 1924-25 (96th season)
Conference / Division..... Eastern / Atlantic
Regular Season Record 3164-2373-791-172
Playoff Record 319-320-6
Stanley Cup Champions 1929, 1939, 1941,
..... 1970, 1972, 2011
2018-19 Record 49-24-9 (107 pts.)
2019 Playoffs..... Lost to STL in Stanley Cup Final
AHL Affiliate Providence Bruins
ECHL Affiliate Atlanta Gladiators

Staff Listing

Owner & Governor Jeremy M. Jacobs
Chief Executive Officer..... Charlie Jacobs
Senior Advisor to the Owner Harry Sinden
President Cam Neely
General Manager Don Sweeney
Assistant General Manager Scott Bradley
Executive Dir., Player Personnel... John Ferguson
Head Coach Bruce Cassidy
Assistant Coaches Joe Sacco, Jay Pandolfo,
..... Kevin Dean
Goaltending Coach..... Bob Essensa
Video Coordinator J.P. Buckley
Player Dev. Coordinator..... Jamie Langenbrunner
Goalkeeper Development Coach..... Mike Dunham
VP, Communications Matthew Chmura
Dir., Publications/Information Heidi Holland
Dir., Communications/Content .. Brandon McNelis
Content Specialist..... Travis Basciotta
Communications Specialist..... Sarah McMahon

vs. BOSTON

SEASON RECORD	W	L	OTL	Pts	GF	GA	PPGF	PPGA	SHGF	SHGA	PIM
Home	2	0	0	4	9	5	2	0	0	1	15
Road	1	1	0	2	6	10	2	2	1	0	33
TOTALS	3	1	0	6	15	15	4	2	1	1	48

RESULTS

DATE	SITE	W/L	DRW	BOS
October 13	A	L	2	8
November 21	H	OTW	3	2
December 1	A	W	4	2
March 31	H	W	6	3

GOALS BY PERIOD

TEAM	1	2	3	OT	SO	TOT
Detroit	2	3	9	1	0	15
Boston	2	7	6	0	0	15

SPECIAL TEAMS

DETROIT POWER PLAY			DETROIT PENALTY KILL		
Home	2-5	40.0%	Home	5-5	100%
Road	2-7	28.6%	Road	7-9	77.8%
Totals	4-12	33.3%	Totals	12-14	85.7%

SCORING LEADERS

DETROIT		BOSTON	
Tyler Bertuzzi	2G-4A-6P, +2 in 4 games	David Pastrnak	3G-1A-4P, -2 in 4 games
Anthony Mantha	3G-2A-5P, -1 in 4 games	Patrice Bergeron	0G-4A-4P, +0 in 2 games
Gustav Nyquist	1G-4A-5P, -2 in 3 games	David Krejci	0G-4A-4P, +2 in 4 games
Dylan Larkin	3G-1A-4P, +0 in 4 games	Jake DeBrusk	3G-0A-3P, +2 in 4 games
Andreas Athanasiou	2G-2A-4P, +1 in 4 games	Brad Marchand	1G-2A-3P, -2 in 4 games

ALL-TIME SEASON RECORD

SITE	GP	W	L	T	OTL	PTS	GF	GA
Home	301	163	83	52	3	381	1003	763
Road	303	95	162	43	3	236	802	1068
TOTALS	604	258	245	95	6	617	1805	1831

2018-19 TEAM-BY-TEAM RECORDS



BUFFALO SABRES

One Seymour H. Knox III Plaza
Buffalo, NY 14203
sabres.nhl.com

Arena.....KeyBank Center (19,070)
Office Phone.....(716) 844-4100
Entered NHL.....1970-71 (50th season)
Conference / Division.....Eastern / Atlantic
Regular Season Record.....1760-1499-409-152
Playoff Record.....124-132
Stanley Cup Champions.....None
2018-19 Record.....33-39-10 (76 pts.)
2019 Playoffs.....Did Not Qualify
AHL Affiliate.....Rochester Americans
ECHL Affiliate.....Cincinnati Cyclones

Staff Listing

Owner/CEO.....Terry Pegula
Owner/President.....Kim Pegula
General Manager.....Jason Botterill
Assistant General Manager.....Randy Sexton
Assistant General Manager.....Steve Greeley
V.P., Hockey Administration.....Mark Jakubowski
Head Coach.....Ralph Krueger
Assistant Coaches.....Don Granato
.....Steve Smith, Mike Bales
Video Coach.....Myles Fee
Player Dev. Coaches.....Krys Barch,
.....Mike Komisarek, Adam Mair
Goaltending Dev. Coach.....Seamus Kotyk
VP of Media Relations.....Chris Bandura
Senior Manager of Media Relations.....Ian Ott
Manager of Public Relations.....Chris Dierken

vs. BUFFALO

SEASON RECORD	W	L	OTL	Pts	GF	GA	PPGF	PPGA	SHGF	SHGA	PIM
Home	0	1	1	1	3	10	1	4	0	0	12
Road	1	1	0	2	6	7	2	3	0	0	12
TOTALS	1	2	1	3	9	17	3	7	0	0	24

RESULTS

DATE	SITE	W/L	DRW	BUF
November 24	H	SOL	2	3
February 9	A	L	1	3
March 28	A	OTW	5	4
April 6	H	L	1	7

GOALS BY PERIOD

TEAM	1	2	3	OT	SO	TOT
Detroit	2	3	3	1	0	9
Buffalo	3	8	5	0	1	17

SPECIAL TEAMS

DETROIT POWER PLAY			DETROIT PENALTY KILL		
Home	1-7	14.3%	Home	2-6	33.3%
Road	2-7	28.6%	Road	3-6	50.0%
Totals	3-14	21.4%	Totals	5-12	41.7%

SCORING LEADERS

DETROIT		BUFFALO	
Anthony Mantha	2G-4A-6P, +2 in 4 games	Jack Eichel	1G-4A-5P, +0 in 4 games
Dylan Larkin	4G-0A-4P, +2 in 4 games	Jeff Skinner	3G-1A-4P, +2 in 4 games
Tyler Bertuzzi	2G-2A-4P, +1 in 4 games	Rasmus Dahlin	1G-3A-4P, -1 in 4 games
Filip Hronek	1G-2A-3P, -1 in 3 games	Rasmus Ristolainen	0G-4A-4P, +2 in 3 games
Andreas Athanasiou	0G-2A-2P, -3 in 4 games	Casey Mittelstadt	2G-1A-3P, +3 in 4 games

ALL-TIME SEASON RECORD

SITE	GP	W	L	T	OTL	PTS	GF	GA
Home	72	42	22	5	3	92	254	203
Road	69	23	36	8	2	56	205	263
TOTALS	141	65	58	13	5	148	459	466

2018-19 TEAM-BY-TEAM RECORDS



CALGARY FLAMES

555 Saddledome Rise SE
Calgary, Alberta T2P 3B9
flames.nhl.com

Arena..... Scotiabank Saddledome (19,289)
Office Phone..... (403) 777-2177
Entered NHL..... 1972-73 (48th season)
Conference / Division..... Western / Pacific
Regular Season Record..... 1703-1442-379-140
Playoff Record..... 100-128
Stanley Cup Champions..... 1989
2018-19 Record..... 50-25-7 (107 pts.)
2019 Playoffs..... Lost to COL in First Round
AHL Affiliate..... Stockton Heat
ECHL Affiliate..... Kansas City Mavericks

Staff Listing

Owner & Chairman..... N. Murray Edwards
Vice-Chairman..... Ken King
General Manager..... Brad Treliving
Assistant General Manager..... Craig Conroy
Assistant General Manager..... Brad Pascall
Senior VP, Hockey Operations..... Don Maloney
Director, Player Development..... Ray Edwards
Director, Pro Personnel..... Derek MacKinnon
Player Development..... Ron Sutter
Head Coach..... Bill Peters
Associate Coach..... Geoff Ward
Assistant Coaches.... Ryan Huska, Martin Gelin
Goaltending Coach..... Jordan Sigalek
Assistant Coach, Video..... Jamie Pringle
VP, Communications..... Peter Hanlon
Director, Communications..... Sean Kelso
Media Relations Coordinator..... Dalton Ulrich
Communications Assistant..... Megan Ewing

vs. CALGARY

SEASON RECORD	W	L	OTL	Pts	GF	GA	PPGF	PPGA	SHGF	SHGA	PIM
Home	0	1	0	0	3	5	0	2	0	0	10
Road	0	1	0	0	4	6	1	3	0	1	6
TOTALS	0	2	0	0	7	11	1	5	0	1	16

RESULTS

DATE	SITE	W/L	DRW	CGY
January 2	H	L	3	5
January 18	A	L	4	6

GOALS BY PERIOD

TEAM	1	2	3	OT	SO	TOT
Detroit	3	2	2	0	0	7
Calgary	0	5	6	0	0	11

SPECIAL TEAMS

DETROIT POWER PLAY			DETROIT PENALTY KILL		
Home	0-1	0.00%	Home	3-5	60.0%
Road	1-5	20.0%	Road	0-3	0.00%
Totals	1-6	16.7%	Totals	3-8	37.5%

SCORING LEADERS

DETROIT		CALGARY	
Dylan Larkin	2G-0A-2P, -3 in 2 games	Johnny Gaudreau	1G-4A-5P, +2 in 2 games
Mike Green	1G-1A-2P, +2 in 1 game	T.J. Brodie	2G-2A-4P, +0 in 2 games
Andreas Athanasiou	1G-1A-2P, +0 in 2 games	Elias Lindholm	1G-3A-4P, +2 in 2 games
Tyler Bertuzzi	0G-2A-2P, +1 in 2 games	Sean Monahan	2G-1A-3P, +2 in 2 games
Gustav Nyquist	0G-2A-2P, -1 in 2 games	Sam Bennett	2G-1A-3P, -3 in 2 games

ALL-TIME SEASON RECORD

SITE	GP	W	L	T	OTL	PTS	GF	GA
Home	80	43	26	10	1	97	291	243
Road	82	30	44	6	2	68	235	289
TOTALS	162	73	70	16	3	165	526	532

2018-19 TEAM-BY-TEAM RECORDS



CAROLINA HURRICANES

1400 Edwards Mill Road
Raleigh, NC 27607
hurricanes.nhl.com

Arena.....PNC Arena (18,680)
Office Phone.....(919) 467-7825
Entered NHL.....1979-80 (41st season)
Conference / Division.....Eastern / Metropolitan
Regular Season Record.....1287-1397-263-161
Playoff Record.....67-75
Stanley Cup Champions.....2006
2018-19 Record.....46-29-7 (99 pts.)
2019 Playoffs.....Lost to BOS in Conf. Final
AHL Affiliate.....Charlotte Checkers
ECHL Affiliate.....Greenville Swamp Rabbits

Staff Listing

Owner / Governor.....Tom Dundon
Owner / Alternate Governor..Peter Karmanos Jr.
President and General Manager.....Don Waddell
Senior VP of Hockey Operations.....Rick Dudley
VP of Hockey Operations.....Paul Krepelka
Director of Player Personnel.....Darren Yorke
Head Coach.....Rod Brind'Amour
Asst. Coaches.....Jeff Daniels, Dean Chynoweth
Goaltending Coach.....Jason Muzzatti
Video Coaches.....Chris Huffine
Defense Development.....Tim Gleason
Forwards Development.....Sergei Samsonov
VP of Communications.....Mike Sundheim
Manager of Communications.....Pace Sagester
Communications Assistant.....Mike Brown

vs. CAROLINA

SEASON RECORD	W	L	OTL	Pts	GF	GA	PPGF	PPGA	SHGF	SHGA	PIM
Home	0	1	0	0	1	3	0	2	0	1	6
Road	2	0	0	4	8	4	1	1	0	0	14
TOTALS	2	1	0	4	9	7	1	3	0	1	20

RESULTS

DATE	SITE	W/L	DRW	CAR
October 22	H	L	1	3
November 10	A	SOW	4	3
December 20	A	W	4	1

GOALS BY PERIOD

TEAM	1	2	3	OT	SO	TOT
Detroit	2	1	5	0	1	9
Carolina	2	4	1	0	0	7

SPECIAL TEAMS

DETROIT POWER PLAY			DETROIT PENALTY KILL		
Home	0-4	0.00%	Home	1-3	33.3%
Road	1-3	33.3%	Road	6-7	85.7%
Totals	1-7	14.7%	Totals	7-10	70.0%

SCORING LEADERS

DETROIT			CAROLINA	
Andreas Athanasiou	2G-1A-3P, +2 in 3 games		Sebastian Aho	0G-3A-3P, -1 in 3 games
Frans Nielsen	1G-2A-3P, +3 in 3 games		Michael Ferland	2G-0A-2P, -1 in 3 games
Anthony Mantha	2G-0A-2P, +1 in 2 games		Justin Faulk	1G-1A-2P, +1 in 3 games
Niklas Kronwall	1G-1A-2P, +2 in 3 games		Teuvo Teravainen	0G-2A-2P, +0 in 3 games
Dylan Larkin	1G-1A-2P, +1 in 3 games		Valentin Zykov	1G-0A-1P, -1 in 1 game

ALL-TIME SEASON RECORD

SITE	GP	W	L	T	OTL	PTS	GF	GA
Home	43	24	12	7	0	55	153	117
Road	42	21	20	1	0	43	120	129
TOTALS	85	45	32	8	0	98	273	246

2018-19 TEAM-BY-TEAM RECORDS



CHICAGO BLACKHAWKS

1901 W. Madison St.
Chicago, IL 60612
blackhawks.nhl.com

Arena..... United Center (19,717)
Office Phone..... (312) 455-7000
Entered NHL 1926-27 (94th season)
Conference / Division..... Western / Central
Regular Season Record..... 2756-2706-814-158
Playoff Record..... 264-270-5
Stanley Cup Champions 1934, 1938, 1961,
..... 2010, 2013, 2015
2018-19 Record 36-34-12 (84 pts.)
2019 Playoffs..... Did Not Qualify
AHL Affiliate..... Rockford IceHogs
ECHL Affiliate Indy Fuel

Staff Listing

Chairman..... W. Rockwell "Rocky" Wirtz
President & CEO..... John F. McDonough
Senior VP/General Manager..... Stan Bowman
Senior VP, Hockey Operations..... Al MacIsaac
Assistant General Manager..... Norm Maciver
Senior Advisor, Hockey Ops..... Scotty Bowman
Director, Player Development Mark Eaton
Director, Player Personnel..... Pierre Gauthier
Head Coach..... Jeremy Colliton
Assistant Coaches Sheldon Brookbank,
..... Tomas Mitell, Marc Crawford
Goaltending Coach..... Jimmy Waite
Video Coach Matt Meacham
Dev. Coaches..... Yanic Perreault, Derek Plante,
..... Mikael Samuelsson, Brian Campbell
VP, Communications..... Adam Rogowin
Sr. Director, Media Relations John Steinmiller
Public Relations Manager..... Lindsey Stroope
Media Relations Manager..... Mike Horan

vs. CHICAGO

SEASON RECORD	W	L	OTL	Pts	GF	GA	PPGF	PPGA	SHGF	SHGA	PIM
Home	0	0	1	1	4	5	1	0	0	0	2
Road	0	1	0	0	2	5	0	0	0	0	4
TOTALS	0	1	1	1	6	10	1	0	0	0	6

RESULTS

DATE	SITE	W/L	DRW	CHI
February 10	A	L	2	5
February 20	H	OTL	4	5

GOALS BY PERIOD

TEAM	1	2	3	OT	SO	TOT
Detroit	1	1	4	0	0	6
Chicago	5	1	3	1	0	10

SPECIAL TEAMS

DETROIT POWER PLAY			DETROIT PENALTY KILL		
Home	1-4	25.0%	Home	1-1	100%
Road	0-2	0.00%	Road	2-2	100%
Totals	1-6	16.7%	Totals	3-3	100%

SCORING LEADERS

DETROIT		CHICAGO	
Anthony Mantha	0G-4A-4P, +0 in 2 games	Patrick Kane	3G-1A-4P, +3 in 2 games
Dylan Larkin	2G-1A-3P, +0 in 2 games	Alex DeBrincat	1G-3A-4P, +1 in 2 games
Andreas Athanasiou	2G-0A-2P, -3 in 2 games	Dylan Strome	1G-3A-4P, +1 in 2 games
Christoffer Ehn	1G-0A-1P, +0 in 2 games	Erik Gustafsson	0G-4A-4P, +4 in 2 games
Gustav Nyquist	1G-0A-1P, -2 in 2 games	Dominik Kahun	2G-1A-3P, +1 in 2 games

ALL-TIME SEASON RECORD

SITE	GP	W	L	T	OTL	PTS	GF	GA
Home	367	219	108	33	7	478	1245	928
Road	370	149	162	51	8	357	1043	1107
TOTALS	737	368	270	84	15	835	2288	2035

2018-19 TEAM-BY-TEAM RECORDS



COLORADO AVALANCHE

1000 Chopper Circle
Denver, CO 80204
avalanche.nhl.com

Arena..... Pepsi Center (17,809)
Office Phone..... (303) 405-1100
Entered NHL 1979-80 (41st season)
Conference / Division..... Western / Central
Regular Season Record 1423-1294-261-130
Playoff Record 144-130
Stanley Cup Champions 1996, 2001
2018-19 Record 38-30-14 (90 pts.)
2019 Playoffs..... Lost to SJS in Second Round
AHL Affiliate..... Colorado Eagles
ECHL Affiliate Utah Grizzlies

Staff Listing

Owner..... E. Stanley Kroenke
President & Governor Josh Kroenke
Executive VP & General Manager Joe Sakic
Assistant General Manager Craig Billington
Assistant General Manager Chris MacFarland
Development Consultant Brett Clark
Development Consultant Steven Reinprecht
Development Consultant Brian Willsie
Head Coach Jared Bednar
Assistant Coach Ray Bennett
Assistant Coach Nolan Pratt
Goaltending Coach..... Jussi Parkkila
Video Coach Brett Heimlich
Sr. VP, Communications Jean Martineau
Exec. Dir., Media Services Brendan McNicholas
Media Relations Coordinator...Danielle Bernstein

vs. COLORADO

SEASON RECORD	W	L	OTL	Pts	GF	GA	PPGF	PPGA	SHGF	SHGA	PIM
Home	0	1	0	0	0	2	0	1	0	0	12
Road	0	0	1	1	3	4	1	1	0	0	6
TOTALS	0	1	1	1	3	6	1	2	0	0	18

RESULTS

DATE	SITE	W/L	DRW	COL
December 2	H	L	0	2
March 5	A	OTL	3	4

GOALS BY PERIOD

TEAM	1	2	3	OT	SO	TOT
Detroit	1	0	2	0	0	3
Colorado	0	2	3	1	0	6

SPECIAL TEAMS

DETROIT POWER PLAY			DETROIT PENALTY KILL		
Home	0-2	0.00%	Home	0-1	0.00%
Road	1-3	33.3%	Road	2-3	66.7%
Totals	1-5	20.0%	Totals	2-4	50.0%

SCORING LEADERS

DETROIT		COLORADO	
Thomas Vanek	0G-2A-2P, +0 in 2 games	Mikko Rantanen	1G-4A-5P, +3 in 2 games
Filip Zadina	1G-0A-1P, +1 in 1 game	Nathan MacKinnon	2G-2A-4P, +3 in 2 games
Niklas Kronwall	1G-0A-1P, +1 in 2 games	Gabriel Landeskog	1G-2A-3P, +2 in 2 games
Danny DeKeyser	1G-0A-1P, -1 in 2 games	Tyson Barrie	1G-1A-2P, +2 in 1 game
Filip Hronek	0G-1A-1P, -1 in 1 game	J.T. Compher	1G-0A-1P, +1 in 2 games

ALL-TIME SEASON RECORD

SITE	GP	W	L	T	OTL	PTS	GF	GA
Home	62	35	18	1	8	79	211	176
Road	63	31	26	4	2	68	205	201
TOTALS	125	66	44	5	10	147	416	377

2018-19 TEAM-BY-TEAM RECORDS



COLUMBUS BLUE JACKETS

200 W. Nationwide Blvd.
Columbus, OH 43215
bluejackets.nhl.com

Arena.....Nationwide Arena (18,144)
Office Phone.....(614) 246-4625
Entered NHL2000-01 (20th season)
Conference / Division.....Eastern / Metropolitan
Regular Season Record.....627-650-33-132
Playoff Record11-20
Stanley Cup ChampionsNone
2018-19 Record47-31-4 (98 pts.)
2019 Playoffs.....Lost to BOS in Second Round
AHL Affiliate.....Cleveland Monsters

Staff Listing

Majority Owner & Governor.....John P. McConnell
General Manager.....Jarmo Kekalainen
Sr. VP of Hockey Ops/Associate GM.....Bill Zito
Assistant GMs.....Basil McCrae, Josh Flynn
Assistant to the General Manager.....Rick Nash
Director of Player Personnel.....Chris Clark
Head Coach.....John Tortorella
Assistant Coaches.....Brad Larsen,
.....Kenny McCudden, Brad Shaw
Goaltending Coach.....Manny Legace
Video Assistant Coach.....Dan Singleton
Dev. Coaches.....Jared Boll, Gregory Campbell
European Dev. Coach.....Jarkko Ruutu
VP, Communications.....Todd Sharrock
Director, Communications.....Karen Davis
Manager, Communications.....Glenn Odebralski

vs. COLUMBUS

SEASON RECORD	W	L	OTL	Pts	GF	GA	PPGF	PPGA	SHGF	SHGA	PIM
Home	0	1	1	1	7	10	2	2	0	0	20
Road	1	0	0	2	5	3	1	0	1	0	10
TOTALS	1	1	1	3	12	13	3	2	1	0	30

RESULTS

DATE	SITE	W/L	DRW	CBJ
October 4	H	OTL	2	3
October 30	A	W	5	3
November 26	H	L	5	7

GOALS BY PERIOD

TEAM	1	2	3	OT	SO	TOT
Detroit	3	5	4	0	0	12
Columbus	4	3	5	1	0	13

SPECIAL TEAMS

DETROIT POWER PLAY			DETROIT PENALTY KILL		
Home	2-6	33.3%	Home	8-10	80.0%
Road	1-2	50.0%	Road	5-5	100%
Totals	3-8	37.5%	Totals	13-15	86.7%

SCORING LEADERS

DETROIT		COLUMBUS	
Dylan Larkin	2G-4A-6P, +3 in 3 games	Pierre-Luc Dubois	3G-2A-5P, +2 in 3 games
Anthony Mantha	3G-1A-4P, +1 in 3 games	Artemi Panarin	2G-3A-5P, +2 in 3 games
Dennis Cholowski	2G-2A-4P, -3 in 3 games	Josh Anderson	3G-1A-4P, +0 in 3 games
Gustav Nyquist	1G-3A-4P, +0 in 3 games	Markus Nutivaara	2G-1A-3P, +2 in 3 games
Tyler Bertuzzi	2G-0A-2P, -1 in 3 games	Markus Hannikainen	0G-3A-3P, +2 in 2 games

ALL-TIME SEASON RECORD

SITE	GP	W	L	T	OTL	PTS	GF	GA
Home	45	29	9	0	7	65	146	113
Road	47	26	15	1	5	58	139	108
TOTALS	92	55	24	1	12	123	285	221

2018-19 TEAM-BY-TEAM RECORDS



DALLAS STARS

2601 Avenue of the Stars
Frisco, TX 75034
stars.nhl.com

Arena..... American Airlines Center (18,532)
Office Phone..... (214) 387-5500
Entered NHL 1967-68 (53rd season)
Conference / Division..... Western / Central
Regular Season Record..... 1782-1665-459-140
Playoff Record..... 173-177
Stanley Cup Champions 1999
2018-19 Record 43-32-7 (93 pts.)
2019 Playoffs..... Lost to STL in Second Round
AHL Affiliate..... Texas Stars
ECHL Affiliate Idaho Steelheads

Staff Listing

Owner & Governor..... Tom Gaglardi
CEO James R. Lites
General Manager Jim Nill
Senior Advisor to the GM Les Jackson
Assistant GMs..... Scott White, Mark Janko
Player Development Coordinator J.J. McQueen
Player Development Coordinator ... Rich Peverley
European Dev. Coordinator Par Johansson
Head Coach..... Jim Montgomery
Assistant Coaches John Stevens,
..... Rick Bowness, Todd Nelson
Goaltending Coach..... Jeff Reese
Goaltending Dev. Coach Jim Bedard
Video Coach Kelly Forbes
VP, Communications..... Tom Holy
Corp. Communications Manager Joe Calvillo
Media Relations Manager Ben Fromstein

vs. DALLAS

SEASON RECORD	W	L	OTL	Pts	GF	GA	PPGF	PPGA	SHGF	SHGA	PIM
Home	1	0	0	2	4	2	0	0	0	0	2
Road	0	1	0	0	1	5	1	1	0	0	4
TOTALS	1	1	0	2	5	7	1	1	0	0	6

RESULTS

DATE	SITE	W/L	DRW	DAL
October 28	H	W	4	2
December 29	A	L	1	5

GOALS BY PERIOD

TEAM	1	2	3	OT	SO	TOT
Detroit	0	1	4	0	0	5
Dallas	1	3	3	0	0	7

SPECIAL TEAMS

DETROIT POWER PLAY			DETROIT PENALTY KILL		
Home	0-3	0.00%	Home	1-1	100%
Road	1-4	25.0%	Road	1-2	50.0%
Totals	1-7	14.7%	Totals	2-3	66.7%

SCORING LEADERS

DETROIT		DALLAS	
Dylan Larkin	1G-2A-3P, +1 in 2 games	Radek Faksa	1G-2A-3P, +3 in 2 games
Gustav Nyquist	0G-2A-2P, +0 in 2 games	Alexander Radulov	2G-0A-2P, +1 in 1 game
Anthony Mantha	1G-0A-1P, +1 in 1 game	Jason Spezza	1G-1A-2P, +1 in 2 games
Tyler Bertuzzi	1G-0A-1P, +2 in 2 games	John Klingberg	0G-2A-2P, +2 in 2 games
Justin Abdelkader	1G-0A-1P, +1 in 2 games	Esa Lindell	0G-2A-2P, +1 in 2 games

ALL-TIME SEASON RECORD

SITE	GP	W	L	T	OTL	PTS	GF	GA
Home	128	65	44	16	3	149	474	393
Road	127	48	58	18	3	117	383	429
TOTALS	255	113	102	34	6	266	857	822

2018-19 TEAM-BY-TEAM RECORDS



EDMONTON OILERS

300, 10214 - 104 Ave. NW
Edmonton, Alberta T5J 0H6
oilers.nhl.com

Arena..... Rogers Place (18,550)
Office Phone..... (780) 414-4625
Entered NHL..... 1979-80 (41st season)
Conference / Division..... Western / Pacific
Regular Season Record..... 1397-1293-262-156
Playoff Record..... 159-105
Stanley Cup Champions 1984, 1985, 1987,
..... 1988, 1990
2018-19 Record 35-38-9 (79 pts.)
2019 Playoffs..... Did Not Qualify
AHL Affiliate..... Bakersfield Condors
ECHL Affiliate Wichita Thunder

Staff Listing

Owner & Governor..... Daryl A. Katz
Chairman..... Bob Nicholson
Vice Chairs..... Wayne Gretzky, Kevin Lowe
GM & Pres. of Hockey Operations..... Ken Holland
Assistant General Manager..... Keith Gretzky
Assistant to the Pres., of Hockey Ops..... Bill Scott
Vice President, Player Development.. Scott Howson
Director, Player Personnel..... Bob Green
Head Coach..... Dave Tippett
Associate Coach Jim Playfair
Assistant Coaches.... Glen Gulutzan, Brian Wiseman
Advisor..... Ken Hitchcock
Goalie Coaches.. Dustin Schwartz, Sylvain Rodrigue
Video Coach Jeremy Coupal
SVP, Communications..... Tim Shipton
Director, Hockey Communications..... Andre Brin
Manager, Team Services/Comm..... Shawn May
Coordinator, Corp. Communications..... Kaite Doyle

vs. EDMONTON

SEASON RECORD	W	L	OTL	Pts	GF	GA	PPGF	PPGA	SHGF	SHGA	PIM
Home	0	1	0	0	3	4	0	0	0	0	2
Road	1	0	0	2	3	2	0	0	0	0	6
TOTALS	1	1	0	2	6	6	0	0	0	0	8

RESULTS

DATE	SITE	W/L	DRW	EDM
November 3	H	L	3	4
January 22	A	W	3	2

GOALS BY PERIOD

TEAM	1	2	3	OT	SO	TOT
Detroit	1	3	2	0	0	6
Edmonton	1	2	3	0	0	6

SPECIAL TEAMS

DETROIT POWER PLAY

Home	0-2	0.00%
Road	0-3	0.00%

DETROIT PENALTY KILL

Home	1-1	100%
Road	3-3	100%

Totals **0-5** **0.00%** **Totals** **4-4** **100%**

SCORING LEADERS

DETROIT		EDMONTON	
Luke Glendening	2G-1A-3P, +2 in 2 games	Connor McDavid	0G-3A-3P, +0 in 2 games
Gustav Nyquist	0G-3A-3P, +2 in 2 games	Kyle Brodziak	2G-0A-2P, +0 in 2 games
Tyler Bertuzzi	1G-1A-2P, +2 in 2 games	Alex Chiasson	1G-1A-2P, +2 in 2 games
Dylan Larkin	1G-1A-2P, -2 in 2 games	Leon Draisaitl	1G-1A-2P, +2 in 2 games
Andreas Athanasiou	0G-2A-2P, +1 in 1 game	Jujhar Khaira	0G-2A-2A, +0 in 2 games

ALL-TIME SEASON RECORD

SITE	GP	W	L	T	OTL	PTS	GF	GA
Home	66	40	19	3	4	87	245	195
Road	65	26	22	10	7	69	225	227
TOTALS	131	66	41	13	11	156	470	422

2018-19 TEAM-BY-TEAM RECORDS



FLORIDA PANTHERS

One Panther Parkway
Sunrise, FL 33323
panthers.nhl.com

Arena..... BB&T Center (19,250)
Office Phone..... (954) 835-7000
Entered NHL 1993-94 (27th season)
Conference / Division..... Eastern / Atlantic
Regular Season Record..... 817-830-142-195
Playoff Record..... 18-26
Stanley Cup Champions None
2018-19 Record 36-32-14 (86 pts.)
2019 Playoffs..... Did Not Qualify
AHL Affiliate..... Springfield Thunderbirds

Staff Listing

Chairman, Owner & Governor Vincent J. Viola
Vice Chairman Douglas A. Cifu
President & CEO Matthew Caldwell
President of Hockey Ops & GM..... Dale Tallon
Assistant General Manager Eric Joyce
Sr. VP of Hockey Ops/Advisor Chris Pronger
Director, Player Personnel..... Bryan McCabe
Head Coach Joel Quenneville
Assistant Coaches Mike Kitchen,
..... Andrew Brunette, Derek MacKenzie
Goaltending Coach..... Robb Tallas
Video Coach Austin Powell
Sr. Director, Communications Adelyn Biedenbach
Communications Manager Chrissy Parente
Hockey Communications Specialist..... Mike Lewis
Communications Coordinator..... Thomas Harding

vs. FLORIDA

SEASON RECORD	W	L	OTL	Pts	GF	GA	PPGF	PPGA	SHGF	SHGA	PIM
Home	0	1	1	1	4	6	0	1	0	1	12
Road	1	1	0	2	5	9	3	2	0	0	18
TOTALS	1	2	1	3	9	15	3	3	0	1	30

RESULTS

DATE	SITE	W/L	DRW	FLA
October 20	A	OTW	4	3
December 22	H	L	1	2
December 31	H	SOL	3	4
March 10	A	L	1	6

GOALS BY PERIOD

TEAM	1	2	3	OT	SO	TOT
Detroit	3	5	0	1	0	9
Florida	6	4	4	0	1	15

SPECIAL TEAMS

DETROIT POWER PLAY			DETROIT PENALTY KILL		
Home	0-6	0.00%	Home	4-5	80.0%
Road	3-5	60.0%	Road	7-9	77.8%
Totals	3-11	27.2%	Totals	11-14	78.6%

SCORING LEADERS

DETROIT		FLORIDA	
Thomas Vanek	4G-0A-4P, +0 in 4 games	Aleksander Barkov	1G-5A-6P, +1 in 4 games
Dylan Larkin	1G-3A-4P, +1 in 3 games	Jonathan Huberdeau	1G-3A-4P, +2 in 4 games
Frans Nielsen	0G-4A-4P, -2 in 4 games	Mike Hoffman	2G-1A-3P, +1 in 4 games
Gustav Nyquist	2G-1A-3P, +0 in 3 games	Evgenii Dadonov	1G-2A-3P, +4 in 4 games
Dennis Cholowski	1G-1A-2P, +0 in 3 games	Aaron Ekblad	0G-3A-3P, +3 in 4 games

ALL-TIME SEASON RECORD

SITE	GP	W	L	T	OTL	PTS	GF	GA
Home	23	8	5	3	7	26	64	59
Road	25	15	6	2	2	34	74	69
TOTALS	48	23	11	5	9	60	138	128

2018-19 TEAM-BY-TEAM RECORDS



LOS ANGELES KINGS

1111 S. Figueroa St.
Los Angeles, CA 90015
kings.nhl.com

Arena.....STAPLES Center (18,230)
Office Phone.....(213) 742-7100
Entered NHL1967-68 (53rd season)
Conference / Division.....Western / Pacific
Regular Season Record.....1704-1765-424-153
Playoff Record.....111-144
Stanley Cup Champions2012, 2014
2018-19 Record31-42-9 (71 pts.)
2019 Playoffs.....Did Not Qualify
AHL Affiliate.....Ontario Reign

Staff Listing

OwnersPhilip F. Anschutz, Edward P. Roski, Jr.
President.....Luc Robitaille
VP and General ManagerRob Blake
Executive VP, Hockey Ops/Legal.....Jeff Solomon
Assistant General ManagerMichael Futa
Senior Advisor to the GM.....Mike O'Connell
Director of Player Personnel.....Nelson Emerson
Director of Player DevelopmentGlen Murray
Head Coach.....Todd McLellan
Assistant CoachesTrent Yawney, Marco Sturm
Goaltending Coach.....Bill Ranford
Video Coordinator.....Samson Lee
Player Development.....Mike Donnelly,
Sean O'Donnell, Jarret Stoll, Craig Johnson
Senior VP, Communications.....Michael Alteri
Senior Dir., Communications.....Jeff Moeller
Senior Mgr., Communications.....Jon Gomez
Manager, Communications.....Eddie Fischermann

vs. LOS ANGELES

SEASON RECORD	W	L	OTL	Pts	GF	GA	PPGF	PPGA	SHGF	SHGA	PIM
Home	1	0	0	2	3	1	0	0	0	0	2
Road	0	1	0	0	2	4	2	0	0	0	25
TOTALS	1	1	0	2	5	5	2	0	0	0	27

RESULTS

DATE	SITE	W/L	DRW	LAK
October 7	A	L	2	4
December 10	H	W	3	1

GOALS BY PERIOD

TEAM	1	2	3	OT	SO	TOT
Detroit	1	3	1	0	0	5
Los Angeles	0	2	3	0	0	5

SPECIAL TEAMS

DETROIT POWER PLAY			DETROIT PENALTY KILL		
Home	0-1	0.00%	Home	1-1	100%
Road	2-4	50.0%	Road	3-3	100%
Totals	2-5	40.0%	Totals	4-4	100%

SCORING LEADERS

DETROIT			LOS ANGELES		
Dennis Cholowski	1G-2A-3P, +0 in 2 games		Alex Iafallo	2G-1A-3P, +2 in 2 games	
Dylan Larkin	2G-0A-2P, -2 in 2 games		Anze Kopitar	2G-0A-2P, +2 in 2 games	
Andreas Athanasiou	0G-2A-2P, -1 in 2 games		Ilya Kovalchuk	0G-2A-2P, +2 in 1 game	
Anthony Mantha	1G-0A-1P, -3 in 1 game		Tyler Toffoli	0G-2A-2P, +2 in 2 games	
Frans Nielsen	1G-0A-1P, +0 in 2 games		Paul LaDue	1G-0A-1P, +1 in 2 games	

ALL-TIME SEASON RECORD

SITE	GP	W	L	T	OTL	PTS	GF	GA
Home	101	52	36	13	0	117	380	329
Road	101	36	49	14	2	88	309	368
TOTALS	202	88	85	27	2	205	689	697

2018-19 TEAM-BY-TEAM RECORDS



MINNESOTA WILD

317 Washington St.
St. Paul, MN 55102
wild.nhl.com

Arena.....Xcel Energy Center (17,954)
Office Phone.....(651) 602-6000
Entered NHL.....2000-01 (20th season)
Conference / Division.....Western / Central
Regular Season Record.....689-556-55-142
Playoff Record.....26-47
Stanley Cup Champions.....None
2018-19 Record.....37-36-9 (83 pts.)
2019 Playoffs.....Did Not Qualify
AHL Affiliate.....Iowa Wild
ECHL Affiliate.....Allen Americans

Staff Listing

Owner/Governor.....Craig Leipold
President & Alt. Governor.....Matt Majka
General Manager.....Bill Guerin
Assistant General Manager.....Tom Kurvers
Advisors.....Mike Modano, Jack Ferreira
Dir. of Player Development.....Brad Bombardir
Asst. Director of Player Dev.....Matt Hendricks
Head Coach.....Bruce Boudreau
Assistant Coaches.....Bob Woods, Dean Evason,
.....Darby Hendrickson
Goaltending Coach.....Bob Mason
Goaltending Dev. Coach.....Frederic Chabot
Video Coach.....Jonas Plumb
Development Coach.....Richard Park
Director of Media Relations.....Aaron Sickman
Media Relations Specialist.....Megan Kogut
Publicist.....Emily Yang

vs. MINNESOTA

SEASON RECORD	W	L	OTL	Pts	GF	GA	PPGF	PPGA	SHGF	SHGA	PIM
Home	0	1	0	0	2	3	1	1	0	0	6
Road	1	0	0	2	5	2	0	1	0	0	6
TOTALS	1	1	0	2	7	5	1	2	0	0	12

RESULTS

DATE	SITE	W/L	DRW	MIN
January 12	A	W	5	2
February 22	H	L	2	3

GOALS BY PERIOD

TEAM	1	2	3	OT	SO	TOT
Detroit	1	3	3	0	0	7
Minnesota	3	2	0	0	0	5

SPECIAL TEAMS

DETROIT POWER PLAY			DETROIT PENALTY KILL		
Home	1-2	50.0%	Home	2-3	66.7%
Road	0-4	0.00%	Road	2-3	66.7%
Totals	1-6	16.7%	Totals	4-6	66.7%

SCORING LEADERS

DETROIT		MINNESOTA	
Dylan Larkin	0G-5A-5P, +4 in 2 games	Luke Kunin	2G-1A-3P, -1 in 2 games
Tyler Bertuzzi	4G-0A-4P, +4 in 2 games	Jason Zucker	0G-2A-2P, +0 in 2 games
Filip Hronek	0G-3A-3P, +4 in 2 games	Zach Parise	0G-2A-2P, -2 in 2 games
Thomas Vanek	2G-0A-2P, +1 in 2 games	Nino Niederreiter	1G-0A-1P, -1 in 1 game
Anthony Mantha	1G-1A-2P, +0 in 2 games	Eric Staal	1G-0A-1P, +0 in 2 games

ALL-TIME SEASON RECORD

SITE	GP	W	L	T	OTL	PTS	GF	GA
Home	30	20	5	1	4	45	112	72
Road	29	17	8	2	2	38	79	72
TOTALS	59	37	13	3	6	83	191	144

2018-19 TEAM-BY-TEAM RECORDS



MONTREAL CANADIENS

1909, Avenue des
Canadiens-de-Montreal,
Montreal, QC H3B 5E8,
canadiens.com

Arena..... Bell Centre (21,288)
Office Phone..... (514) 932-2582
Entered NHL..... 1917-18 (103rd season)
Conference / Division..... Eastern / Atlantic
Regular Season Record..... 3418-2250-837-155
Playoff Record..... 429-312-8
Stanley Cups..... 1924, '30, '31, '44, '46, '53, '56
..... '57, '58, '59, '60, '65, '66, '68, '69
..... '71, '73, '76, '77, '78, '79, '86, '93
2018-19 Record..... 44-30-8 (96 pts.)
2019 Playoffs..... Did Not Qualify
AHL Affiliate..... Laval Rocket

Staff Listing

Owner, President & CEO Geoff Molson
Executive VP & GM..... Marc Bergevin
Assistant General Manager Scott Mellanby
Assistant General Manager Trevor Timmins
Director of Player Personnel..... Martin Lapointe
VP, Hockey Operations John Sedgwick
Director of Player Development Rob Ramage
Player Development Coach..... Francis Bouillon
Head Coach Claude Julien
Associate Coach..... Kirk Muller
Assistant Coach Dominique Ducharme
Assistant Coach Luke Richardson
Goaltending Coach..... Stephane Waite
Video Coach Mario Leblanc
Senior VP, Communications..... Paul Wilson
Sr. Director, Media Relations Dominick Saillant
Communications Manager Francois Marchand
Sr. Coordinator, Hockey Com..... Sylvie Lambert
Coordinator, Hockey Com..... Guillaume Ouimet

vs. MONTREAL

SEASON RECORD	W	L	OTL	Pts	GF	GA	PPGF	PPGA	SHGF	SHGA	PIM
Home	0	2	0	0	3	11	1	0	0	0	16
Road	0	2	0	0	4	10	1	1	0	0	21
TOTALS	0	4	0	0	7	21	2	1	0	0	37

RESULTS

DATE	SITE	W/L	DRW	MTL
October 15	A	L	3	7
January 8	H	L	2	3
February 26	H	L	1	8
March 12	A	L	1	3

GOALS BY PERIOD

TEAM	1	2	3	OT	SO	TOT
Detroit	1	2	4	0	0	7
Montréal	4	12	5	0	0	21

SPECIAL TEAMS

DETROIT POWER PLAY			DETROIT PENALTY KILL		
Home	1-10	10.0%	Home	2-2	100%
Road	1-4	25.0%	Road	6-7	85.7%
Totals	2-14	14.7%	Totals	8-9	88.9%

SCORING LEADERS

DETROIT			MONTREAL		
Andreas Athanasiou	5G-0A-5P, -1 in 4 games		Max Domi	4G-5A-9P, +8 in 4 games	
Anthony Mantha	1G-2A-3P, -7 in 4 games		Tomas Tatar	2G-6A-8P, +6 in 4 games	
Gustav Nyquist	0G-2A-2P, -1 in 2 games		Jonathan Drouin	2G-4A-6P, +7 in 4 games	
Luke Glendening	0G-2A-2P, -5 in 4 games		Andrew Shaw	3G-1A-4P, +5 in 2 games	
Filip Hronek	0G-2A-2P, -5 in 4 games		Brendan Gallagher	3G-1A-4P, +6 in 4 games	

ALL-TIME SEASON RECORD

SITE	GP	W	L	T	OTL	PTS	GF	GA
Home	296	136	105	53	2	327	841	765
Road	297	71	181	43	2	187	667	1054
TOTALS	593	207	286	96	4	514	1508	1819

2018-19 TEAM-BY-TEAM RECORDS



NASHVILLE PREDATORS

501 Broadway
Nashville, TN 37203
predators.nhl.com

Arena.....Bridgestone Arena (17,113)
Office Phone.....(615) 770-2300
Entered NHL.....1998-99 (22nd season)
Conference / Division.....Western / Central
Regular Season Record.....786-607-60-153
Playoff Record.....51-60
Stanley Cup Champions.....None
2018-19 Record.....47-29-6 (100 pts.)
2019 Playoffs.....Lost to DAL in First Round
AHL Affiliate.....Milwaukee Admirals
ECHL Affiliate.....Florida Everblades

Staff Listing

Chairman, Governor & OwnerHerbert Fritch
President & CEO.....Sean Henry
President of Hockey Ops & GM.....David Poile
Assistant General ManagerJeff Kealty
Asst. GM & Director of Hockey OpsBrian Poile
Director of Player DevelopmentScott Nichol
Head CoachPeter Laviolette
Associate Coach.....Kevin McCarthy
Assistant CoachDan Lambert
Assistant CoachDan Muse
Goaltending Coach.....Ben Vanderklok
Video CoachLawrence Feloney
Forward Dev. Coach.....Sebastien Bordeleau
Goaltending Dev. CoachDave Rook
Defense Dev. CoachRob Scuderi
Director of Communications.....Kevin Wilson
Sr. Com. & Content Coordinator.....Brooks Bratten
Communications Coordinator.....Nick Barnowski
Communications Coordinator...Emily Polanowicz

vs. NASHVILLE

SEASON RECORD	W	L	OTL	Pts	GF	GA	PPGF	PPGA	SHGF	SHGA	PIM
Home	1	0	0	2	4	3	0	0	0	0	13
Road	1	0	0	2	3	2	1	1	0	0	14
TOTALS	2	0	0	4	7	5	1	1	0	0	27

RESULTS

DATE	SITE	W/L	DRW	NSH
January 4	H	OTW	4	3
February 12	A	W	3	2

GOALS BY PERIOD

TEAM	1	2	3	OT	SO	TOT
Detroit	1	3	2	1	0	7
Nashville	1	3	1	0	0	5

SPECIAL TEAMS

DETROIT POWER PLAY			DETROIT PENALTY KILL		
Home	0-2	0.00%	Home	3-3	100%
Road	1-3	33.3%	Road	5-6	83.3%
Totals	1-5	20.0%	Totals	8-9	88.9%

SCORING LEADERS

DETROIT			NASHVILLE		
Andreas Athanasiou	2G-0A-2P, +3 in 2 games		Ryan Johansen	1G-2A-3P, -1 in 2 games	
Dylan Larkin	2G-0A-2P, +0 in 2 games		P.K. Subban	2G-0A-2P, -2 in 2 games	
Luke Glendening	1G-1A-2P, +2 in 2 games		Craig Smith	1G-0A-1P, +0 in 2 games	
Thomas Vanek	1G-1A-2P, +0 in 2 games		Viktor Arvidsson	1G-0A-1P, -1 in 2 games	
Filip Hronek	0G-2A-2P, +2 in 1 game		Filip Forsberg	0G-1A-1P, -1 in 1 game	

ALL-TIME SEASON RECORD

SITE	GP	W	L	T	OTL	PTS	GF	GA
Home	49	33	9	2	5	73	174	114
Road	48	25	18	2	3	55	132	129
TOTALS	97	58	27	4	8	128	306	243

2018-19 TEAM-BY-TEAM RECORDS



NEW JERSEY DEVILS

25 Lafayette St.
Newark, NJ 07102
devils.nhl.com

Arena.....Prudential Center (16,514)
Office Phone.....(973) 757-6100
Entered NHL1974-75 (46th season)
Conference / Division.....Eastern / Metropolitan
Regular Season Record.....1487-1543-328-150
Playoff Record137-122
Stanley Cup Champions1995, 2000, 2003
2018-19 Record31-41-10 (72 pts.)
2019 Playoffs.....Did Not Qualify
AHL Affiliate.....Binghamton Devils
ECHL AffiliateAdirondack Thunder

Staff Listing

Managing Partners.....Josh Harris, David Blitzer
Executive VP & General ManagerRay Shero
Executive VP & Assistant GM.....Tom Fitzgerald
Senior VP & Assistant GM.....Dan MacKinnon
Head CoachJohn Hynes
Assistant CoachAlain Nasreddine
Assistant CoachRick Kowalsky
Assistant CoachMike Grier
Goaltending Coach.....Roland Melanson
Video CoachMike Regan
Goaltending Dev. Coach.....Scott Clemmensen
Player Development Coach.....Patrick Rissmiller
Player Development Coach.....Eric Weinrich
Consultant.....Jacques Laperriere
VP, Hockey Communications.....Pete Albiez
Dir., Player Initiatives.....Corinne Weltman
Assistants, Communications.....Scott Litwack,
.....Nick Blackman, Paige Godlewski

vs. NEW JERSEY

SEASON RECORD	W	L	OTL	Pts	GF	GA	PPGF	PPGA	SHGF	SHGA	PIM
Home	2	0	0	4	8	3	2	2	0	0	17
Road	1	0	0	2	3	2	0	0	0	1	4
TOTALS	3	0	0	6	11	5	2	2	0	1	21

RESULTS

DATE	SITE	W/L	DRW	NJD
November 1	H	W	4	3
November 17	A	OTW	3	2
March 29	H	W	4	0

GOALS BY PERIOD

TEAM	1	2	3	OT	SO	TOT
Detroit	2	2	6	1	0	11
New Jersey	1	2	2	0	0	5

SPECIAL TEAMS

DETROIT POWER PLAY			DETROIT PENALTY KILL		
Home	2-6	33.3%	Home	4-6	66.7%
Road	0-2	0.00%	Road	0-0	---
Totals	2-8	25.0%	Totals	4-6	66.7%

SCORING LEADERS

DETROIT			NEW JERSEY		
Dylan Larkin	2G-3A-5P, +4 in 3 games		Blake Coleman	2G-0A-2P, +1 in 3 games	
Tyler Bertuzzi	1G-4A-5P, +4 in 3 games		Marcus Johansson	1G-1A-2P, +1 in 2 games	
Michael Rasmussen	2G-0A-2P, +0 in 2 games		Nico Hischier	0G-2A-2P, -3 in 2 games	
Danny DeKeyser	1G-1A-2P, +4 in 2 games		Travis Zajac	0G-2A-2P, +1 in 3 games	
Luke Glendening	1G-1A-2P, +4 in 3 games		Sami Vatanen	1G-0A-1P, +1 in 1 game	

ALL-TIME SEASON RECORD

SITE	GP	W	L	T	OTL	PTS	GF	GA
Home	53	34	16	2	1	71	211	158
Road	52	18	23	9	2	47	140	165
TOTALS	105	52	39	11	3	118	351	323

2018-19 TEAM-BY-TEAM RECORDS



NEW YORK ISLANDERS

200 Merrick Ave.
East Meadow, NY 11554
islanders.nhl.com

Arena..... Barclays Center (15,795)
Office Phone..... (516) 501-6700
Entered NHL 1972-73 (48th season)
Conference / Division..... Eastern / Metropolitan
Regular Season Record 1621-1547-347-149
Playoff Record 148-124
Stanley Cups 1980, 1981, 1982, 1983
2018-19 Record 48-27-7 (103 pts.)
2019 Playoffs..... Lost to CAR in Second Round
AHL Affiliate..... Bridgeport Sound Tigers
ECHL Affiliate Worcester Railers

Staff Listing

Owner and Governor..... Scott Malkin
President and General Manager... Lou Lamoriello
Sr. Advisor to the President/GM..... Garth Snow
Assistant General Manager..... Chris Lamoriello
Assistant General Manager..... Steve Pellegrini
Assistant to the General Manager... Kerry Gwydir
VP, Hockey Operations Claude Loiselle
Director of Player Development Eric Cairns
Head Coach Barry Trotz
Associate Coach..... Lane Lambert
Assistant Coaches John Gruden, Jim Hiller
Director of Goaltending Mitch Korn
Goalie Coach Piero Greco
Player Development..... Marty Reasoner,
..... Vladimir Malakhov, Chris Terreri
Exec. Dir. of Communications... Kimber Auerbach
Director of Communications..... Jesse Eisenberg
Communications Coordinator..... Kelly Keogh

vs. NY ISLANDERS

SEASON RECORD	W	L	OTL	Pts	GF	GA	PPGF	PPGA	SHGF	SHGA	PIM
Home	1	1	0	2	4	4	0	1	0	0	24
Road	0	0	1	1	3	4	1	1	0	0	12
TOTALS	1	1	1	3	7	8	1	2	0	0	36

RESULTS

DATE	SITE	W/L	DRW	NYI
December 8	H	L	2	3
December 15	A	SOL	3	4
March 16	H	W	2	1

GOALS BY PERIOD

TEAM	1	2	3	OT	SO	TOT
Detroit	5	1	1	0	0	7
NY Islanders	2	2	3	0	1	8

SPECIAL TEAMS

DETROIT POWER PLAY			DETROIT PENALTY KILL		
Home	0-6	0.00%	Home	5-6	83.3%
Road	1-1	100%	Road	5-6	83.3%
Totals	1-7	14.7%	Totals	10-12	83.3%

SCORING LEADERS

DETROIT		NY ISLANDERS	
Andreas Athanasiou	2G-1A-3P, +2 in 3 games	Mathew Barzal	1G-2A-3P, +2 in 3 games
Thomas Vanek	1G-2A-3P, +2 in 3 games	Casey Cizikas	2G-0A-2P, +2 in 2 games
Dylan Larkin	0G-3A-3P, -1 in 3 games	Matt Martin	1G-1A-2P, +0 in 3 games
Gustav Nyquist	1G-1A-2P, -1 in 2 games	Anders Lee	1G-1A-2P, -2 in 3 games
Niklas Kronwall	1G-1A-2P, +3 in 3 games	Cal Clutterbuck	0G-2A-2P, +1 in 3 games

ALL-TIME SEASON RECORD

SITE	GP	W	L	T	OTL	PTS	GF	GA
Home	57	30	23	2	2	64	192	165
Road	58	24	27	4	3	55	179	211
TOTALS	115	54	50	6	5	119	371	376

2018-19 TEAM-BY-TEAM RECORDS



NEW YORK RANGERS

2 Pennsylvania Plaza
14th Floor
New York, NY 10121
rangers.nhl.com

Arena.....Madison Square Garden (18,006)
Office Phone.....(212) 465-6486
Entered NHL1926-27 (94th season)
Conference / Division.....Eastern / Metropolitan
Regular Season Record.....2819-2665-808-142
Playoff Record.....244-263-8
Stanley Cups.....1928, 1933, 1940, 1994
2018-19 Record32-36-14 (78 pts.)
2019 Playoffs.....Did Not Qualify
AHL Affiliate.....Hartford Wolf Pack
ECHL AffiliateMaine Mariners

Staff Listing

Executive Chairman, MSG James L. Dolan
President John Davidson
Senior Advisor to the Owner Glen Sather
General Manager Jeff Gorton
Assistant General Manager Chris Drury
Director, Player Personnel Gordie Clark
Director, Player Development Jed Ortmeyer
Head Coach David Quinn
Assistant Coaches Greg Brown,
David Oliver, Lindy Ruff
Asst. Coach & Goalie Coach Benoit Allaire
Video Coach Jerry Dineen
Consultants Mike Barnett, Doug Risebrough
Advisors Brian Leetch, Brad Richards
Senior VP of Public Relations John Rosasco
Director of Public Relations Ryan Nissan
Manager of Public Relations Lindsay Hayes
Coordinator of PR Michael Rappaport

vs. NY RANGERS

SEASON RECORD	W	L	OTL	Pts	GF	GA	PPGF	PPGA	SHGF	SHGA	PIM
Home	2	0	0	4	6	4	0	2	0	0	12
Road	1	0	0	2	3	2	0	1	0	0	6
TOTALS	3	0	0	6	9	6	0	3	0	0	18

RESULTS

DATE	SITE	W/L	DRW	NYR
November 9	H	OTW	3	2
March 7	H	SOW	3	2
March 19	A	W	3	2

GOALS BY PERIOD

TEAM	1	2	3	OT	SO	TOT
Detroit	1	2	4	1	1	9
NY Rangers	1	2	3	0	0	6

SPECIAL TEAMS

DETROIT POWER PLAY			DETROIT PENALTY KILL		
Home	0-5	0.00%	Home	3-5	60.0%
Road	0-1	0.00%	Road	2-3	66.7%
Totals	0-6	0.00%	Totals	5-8	62.5%

SCORING LEADERS

DETROIT		NY RANGERS	
Andreas Athanasiou	4G-2A-6P, +6 in 3 games	Pavel Buchnevich	2G-2A-4P, -2 in 3 games
Frans Nielsen	1G-1A-2P, +2 in 3 games	Kevin Shattenkirk	1G-1A-2P, -3 in 2 games
Justin Abdelkader	1G-0A-1P, +1 in 2 games	Neal Pionk	1G-1A-2P, +1 in 3 games
Dylan Larkin	1G-0A-1P, +0 in 2 games	Brendan Lemieux	0G-2A-2P, +1 in 2 games
Tyler Bertuzzi	1G-0A-1P, +1 in 3 games	Brett Howden	0G-2A-2P, +0 in 2 games

ALL-TIME SEASON RECORD

SITE	GP	W	L	T	OTL	PTS	GF	GA
Home	297	173	77	45	2	393	1036	727
Road	296	97	137	58	4	256	760	893
TOTALS	593	270	214	103	6	649	1796	1620

2018-19 TEAM-BY-TEAM RECORDS



OTTAWA SENATORS

1000 Palladium Drive
Ottawa, Ontario K2V 1A5
senators.nhl.com

Arena..... Canadian Tire Centre (18,572)
Office Phone..... (613) 599-0250
Entered NHL 1992-93 (28th season)
Conference / Division..... Eastern / Atlantic
Regular Season Record..... 923-878-115-152
Playoff Record..... 72-79
Stanley Cup Champions None
2018-19 Record 29-47-6 (64 pts.)
2019 Playoffs..... Did Not Qualify
AHL Affiliate..... Belleville Senators
ECHL Affiliate Brampton Beast

Staff Listing

Owner, Governor & Chairman.....Eugene Melnyk
Chief Operating Officer Nicolas Ruszkowski
General Manager Pierre Dorion
Assistant General Manager Peter MacTavish
Head Coach DJ Smith
Associate Coach..... Jack Capuano
Assistant Coach Davis Payne
Assistant Coach Bob Jones
Goaltending Coach..... Pierre Groulx
Video Coach Mike King
Player Development Coach..... Shean Donovan
Senior Director, Communications..... Carrie Croft
Senior Director, Communications..... Brian Morris
Manager, Communications Chris Moore
Coordinator, Communications..... Brett Varey
Translator..... Eric Tremblay

vs. OTTAWA

SEASON RECORD	W	L	OTL	Pts	GF	GA	PPGF	PPGA	SHGF	SHGA	PIM
Home	1	1	0	2	5	6	0	1	0	0	22
Road	1	1	0	2	3	2	0	1	0	0	19
TOTALS	2	2	0	4	8	8	0	2	0	0	41

RESULTS

DATE	SITE	W/L	DRW	OTT
November 15	A	L	1	2
December 14	H	L	2	4
February 2	A	W	2	0
February 14	H	W	3	2

GOALS BY PERIOD

TEAM	1	2	3	OT	SO	TOT
Detroit	5	3	0	0	0	8
Ottawa	4	2	2	0	0	8

SPECIAL TEAMS

DETROIT POWER PLAY			DETROIT PENALTY KILL		
Home	0-4	0.00%	Home	3-4	75.0%
Road	0-5	0.00%	Road	6-7	85.7%
Totals	0-9	0.00%	Totals	9-11	81.8%

SCORING LEADERS

DETROIT			OTTAWA		
Andreas Athanasiou	2G-0A-2P, +2 in 4 games		Matt Duchene	1G-2A-3P, +0 in 3 games	
Darren Helm	1G-1A-2P, +2 in 3 games		Thomas Chabot	1G-2A-3P, +2 in 4 games	
Michael Rasmussen	1G-1A-2P, +1 in 3 games		Chris Tierney	1G-2A-3P, +0 in 4 games	
Dylan Larkin	1G-1A-2P, +0 in 3 games		Colin White	0G-3A-3P, +1 in 4 games	
Nielsen/Glendenning	1G-1A-2P, +2 in 4 games		Mikkel Boedker	1G-1A-2P, -1 in 2 games	

ALL-TIME SEASON RECORD

SITE	GP	W	L	T	OTL	PTS	GF	GA
Home	24	15	8	0	1	31	75	57
Road	26	16	8	1	1	34	75	65
TOTALS	50	31	16	1	2	65	150	122

2018-19 TEAM-BY-TEAM RECORDS



PHILADELPHIA FLYERS

3601 S. Broad St.
Philadelphia, PA 19148
flyers.nhl.com

Arena.....Wells Fargo Center (19,605)
Office Phone.....(215) 465-4500
Entered NHL.....1967-68 (53rd season)
Conference / Division.....Eastern / Metropolitan
Regular Season Record.....2013-1408-457-168
Playoff Record.....221-212
Stanley Cup Champions.....1974, 1975
2018-19 Record.....37-37-8 (82 pts.)
2019 Playoffs.....Did Not Qualify
AHL Affiliate.....Lehigh Valley Phantoms
ECHL Affiliate.....Reading Royals

Staff Listing

President, COO & Governor.....Dave Scott
Senior Vice President.....Bob Clarke
Exec. VP & General Manager.....Chuck Fletcher
VP and Assistant GM.....Barry Hanrahan
VP and Assistant GM.....Brent Flahr
Senior Advisor to Pres./GM.....Paul Holmgren
Senior Advisor to the GM.....Dean Lombardi
Head Coach.....Alain Vigneault
Assistant Coaches.....Michel Therrien,
.....Ian Laperriere, Mike Yeo
Goaltending Coach.....Kim Dillabaugh
Video Coach.....Adam Patterson
Player Development.....Kjell Samuelsson,
.....John Riley, Brett Hextall, Brady Robinson
Senior Director of Communications.....Zack Hill
Director of Public Relations.....Joe Saville
Mgr., Broadcast & Media Services.....Brian Smith

vs. PHILADELPHIA

SEASON RECORD	W	L	OTL	Pts	GF	GA	PPGF	PPGA	SHGF	SHGA	PIM
Home	0	1	0	0	1	3	0	0	0	0	7
Road	0	1	1	1	7	9	1	1	0	0	10
TOTALS	0	2	1	1	8	12	1	1	0	0	17

RESULTS

DATE	SITE	W/L	DRW	PHI
December 18	A	L	2	3
February 16	A	OTL	5	6
February 17	H	L	1	3

GOALS BY PERIOD

TEAM	1	2	3	OT	SO	TOT
Detroit	1	2	5	0	0	8
Philadelphia	3	4	4	1	0	12

SPECIAL TEAMS

DETROIT POWER PLAY			DETROIT PENALTY KILL		
Home	0-2	0.00%	Home	1-1	100%
Road	1-4	25.0%	Road	3-4	75.0%
Totals	1-6	16.7%	Totals	4-5	80.0%

SCORING LEADERS

DETROIT			PHILADELPHIA		
Anthony Mantha	2G-0A-2P, +0 in 2 games		Shayne Gostisbehere	2G-2A-4P, +3 in 3 games	
Gustav Nyquist	1G-1A-2P, +1 in 2 games		Nolan Patrick	1G-3A-4P, +4 in 3 games	
Tyler Bertuzzi	1G-1A-2P, -2 in 3 games		Sean Couturier	0G-4A-4P, +0 in 3 games	
Mike Green	0G-2A-2P, +3 in 2 games		Travis Konecny	2G-1A-3P, +3 in 3 games	
Niklas Kronwall	0G-2A-2P, +2 in 3 games		Oskar Lindblom	2G-1A-3P, +0 in 3 games	

ALL-TIME SEASON RECORD

SITE	GP	W	L	T	OTL	PTS	GF	GA
Home	72	38	21	10	3	89	250	216
Road	70	14	43	11	2	41	197	282
TOTALS	142	52	64	21	5	130	447	498

2018-19 TEAM-BY-TEAM RECORDS



PITTSBURGH PENGUINS

1001 Fifth Ave.
Pittsburgh, PA 15219
penguins.nhl.com

Arena..... PPG Paints Arena (18,387)
Office Phone..... (412) 642-1300
Entered NHL1967-68 (53rd season)
Conference / Division..... Eastern / Metropolitan
Regular Season Record..... 1826-1695-383-142
Playoff Record 206-175
Stanley Cup Champions 1991, 1992, 2009,
..... 2016, 2017
2018-19 Record 44-26-12 (100 pts.)
2019 Playoffs..... Lost to NYI in First Round
AHL Affiliate..... Wilkes-Barre/Scranton Penguins
ECHL Affiliate Wheeling Nailers

Staff Listing

Co-Owner & Chairman..... Mario Lemieux
Co-Owner Ron Burkle
CEO & President..... David Morehouse
Executive VP & GM Jim Rutherford
Assistant General Manager Bill Guerin
Assistant General Manager Jason Karmanos
Director of Player Development Scott Young
Head Coach Mike Sullivan
Assistant Coach Sergei Gonchar
Assistant Coach Jacques Martin
Assistant Coach Mark Recchi
Goaltending Coach..... Mike Buckley
Video Coach Andy Saucier
Player Development Coach..... Tom Kostopoulos
Goaltending Dev. Coach..... Andy Chiodo
VP, Communications Tom McMillan
VP, Media Relations Jennifer Bullano Ridgley
Director, Communications..... Evan Schall
Coordinator, Communications..... Emma Kilmer

vs. PITTSBURGH

SEASON RECORD	W	L	OTL	Pts	GF	GA	PPGF	PPGA	SHGF	SHGA	PIM
Home	1	0	0	2	4	1	1	0	0	0	4
Road	0	2	0	0	3	9	1	4	0	0	28
TOTALS	1	2	0	2	7	10	2	4	0	0	32

RESULTS

DATE	SITE	W/L	DRW	PIT
December 27	A	L	2	5
April 2	H	W	4	1
April 4	A	L	1	4

GOALS BY PERIOD

TEAM	1	2	3	OT	SO	TOT
Detroit	3	1	3	0	0	7
Pittsburgh	3	4	3	0	0	10

SPECIAL TEAMS

DETROIT POWER PLAY			DETROIT PENALTY KILL		
Home	1-1	100%	Home	2-2	100%
Road	1-3	33.3%	Road	3-7	42.9%
Totals	2-4	50.0%	Totals	5-9	55.6%

SCORING LEADERS

DETROIT		PITTSBURGH	
Dylan Larkin	1G-3A-4P, +0 in 3 games	Phil Kessel	5G-2A-7P, +2 in 3 games
Tyler Bertuzzi	2G-1A-3P, +0 in 3 games	Sidney Crosby	1G-5A-6P, -1 in 3 games
Anthony Mantha	2G-0A-2P, +1 in 2 games	Patric Hornqvist	1G-2A-3P, -1 in 3 games
Andreas Athanasiou	1G-1A-2P, -1 in 3 games	Evgeni Malkin	0G-3A-3P, +1 in 2 games
Filip Hronek	0G-2A-2P, +0 in 3 games	Derick Brassard	2G-0A-2P, +2 in 1 game

SEASON RECORD

SITE	GP	W	L	T	OTL	PTS	GF	GA
Home	78	48	16	12	2	110	302	222
Road	79	22	51	4	2	50	230	323
TOTALS	157	70	67	16	4	160	532	545

2018-19 TEAM-BY-TEAM RECORDS



SAN JOSE SHARKS

525 W. Santa Clara St.
San Jose, CA 95113
sharks.nhl.com

Arena.....SAP Center at San Jose (17,562)
Office Phone.....(408) 287-7070
Entered NHL 1991-92 (29th season)
Conference / Division..... Western / Pacific
Regular Season Record1020-856-121-151
Playoff Record 119-122
Stanley Cup ChampionsNone
2018-19 Record 46-27-9 (101 pts.)
2019 Playoffs..... Lost to STL in Conf. Final
AHL Affiliate.....San Jose Barracuda

Staff Listing

Ownership Group..... Hasso Plattner,
.....Gary Valenzuela, Gordon Russell, Rudy Staedler
Presidents..... Jonathan Becher, John Tortora
General Manager.....Doug Wilson
Assistant GMs Joe Will, Tim Burke
Head Coach.....Peter DeBoer
Assistant Coaches..... Steve Spott,
.....Bob Boughner, Dave Barr
Asst. Coach/Goaltending Coach Johan Hedberg
Video Coach Dan Darrow
Dev. Coaches..... Mike Ricci, Bryan Marchment
Goaltending Dev. Coach Evgeni Nabokov
VP, Media Relations & Broadcasting... Scott Emmert
Director of Media Relations Ben Guerrero
Broadcast/Media Rel. Mgr Joanna Schimmel
Media Relations Coordinator..... Kyle Stuetzel

vs. SAN JOSE

SEASON RECORD	W	L	OTL	Pts	GF	GA	PPGF	PPGA	SHGF	SHGA	PIM
Home	0	1	0	0	3	5	0	1	0	0	6
Road	1	0	0	2	3	2	0	1	1	0	8
TOTALS	1	1	0	2	6	7	0	2	1	0	14

RESULTS

DATE	SITE	W/L	DRW	SJS
February 24	H	L	3	5
March 25	A	W	3	2

GOALS BY PERIOD

TEAM	1	2	3	OT	SO	TOT
Detroit	3	2	1	0	0	6
San Jose	1	3	3	0	0	7

SPECIAL TEAMS

DETROIT POWER PLAY			DETROIT PENALTY KILL		
Home	0-2	0.00%	Home	2-3	66.7%
Road	0-1	0.00%	Road	3-4	75.0%
Totals	0-3	0.00%	Totals	5-7	71.4%

SCORING LEADERS

DETROIT		SAN JOSE	
Mike Green	1G-1A-2P, -1 in 1 game	Joe Pavelski	3G-0A-3P, +2 in 1 game
Dylan Larkin	1G-1A-2P, +1 in 2 games	Tim Heed	1G-1A-2P, +3 in 2 games
Darren Helm	1G-1A-2P, +0 in 2 games	Tomas Hertl	1G-1A-2P, +0 in 2 games
Justin Abdelkader	0G-2A-2P, +2 in 1 game	Brent Burns	1G-1A-2P, -2 in 2 games
Bertuzzi/Mantha	0G-2A-2P, +1 in 2 games	Marc-Edouard Vlasic	0G-2A-2P, +2 in 2 games

ALL-TIME SEASON RECORD

SITE	GP	W	L	T	OTL	PTS	GF	GA
Home	46	32	10	1	3	68	162	94
Road	48	24	20	3	1	52	165	163
TOTALS	94	56	30	4	4	120	327	257

2018-19 TEAM-BY-TEAM RECORDS



ST. LOUIS BLUES

1401 Clark Ave.
St. Louis, MO 63103
blues.nhl.com

Arena.....Enterprise Center (19,150)
Office Phone.....(314) 622-2500
Entered NHL1967-68 (53rd season)
Conference / Division.....Western / Central
Regular Season Record.....1860-1606-432-148
Playoff Record180-211
Stanley Cup Champions2019
2018-19 Record45-28-9 (99 pts.)
2019 Playoffs.....Won Stanley Cup
AHL Affiliate.....San Antonio Rampage
ECHL AffiliateTulsa Oilers

Staff Listing

Chairman and Governor.....Tom Stillman
President of Hockey Ops & GM...Doug Armstrong
VP of Hockey Operations.....Dave Taylor
Assistant General Manager.....Bill Armstrong
Senior Advisors.....Al MacInnis, Larry Pleau
Director of Player Personnel.....Rob DiMaio
Director of Player Development.....Tim Taylor
Head Coach.....Craig Berube
Assistant Coach.....Mike Van Ryn
Assistant Coach.....Steve Ott
Assistant Coach.....Marc Savard
Sr. Consultant / Asst. Coach.....Larry Robinson
Goaltending Coach.....David Alexander
Video Coach.....Sean Ferrell
Development Coaches.....Glen Wesley,
.....Dave Rogalski
VP, Media/Brand Communications....Mike Caruso
Director, Media Content.....Dan O'Neill

vs. ST. LOUIS

SEASON RECORD	W	L	OTL	Pts	GF	GA	PPGF	PPGA	SHGF	SHGA	PIM
Home	1	0	0	2	4	3	0	2	0	0	6
Road	0	1	0	0	2	5	0	0	0	0	4
TOTALS	1	1	0	2	6	8	0	2	0	0	10

RESULTS

DATE	SITE	W/L	DRW	STL
November 28	H	W	4	3
March 21	A	L	2	5

GOALS BY PERIOD

TEAM	1	2	3	OT	SO	TOT
Detroit	1	3	2	0	0	6
St. Louis	1	4	3	0	0	8

SPECIAL TEAMS

DETROIT POWER PLAY			DETROIT PENALTY KILL		
Home	0-2	0.00%	Home	1-3	33.3%
Road	0-1	0.00%	Road	2-2	100%
Totals	0-3	0.00%	Totals	3-5	60.0%

SCORING LEADERS

DETROIT		ST. LOUIS	
Thomas Vanek	3G-1A-4P, +2 in 2 games	Ivan Barbashev	3G-0A-3P, +1 in 2 games
Tyler Bertuzzi	2G-0A-2P, +2 in 2 games	David Perron	2G-1A-3P, +1 in 2 games
Mike Green	0G-2A-2P, +3 in 1 game	Alex Steen	0G-3A-3P, +2 in 2 games
Andreas Athanasiou	1G-0A-1P, -1 in 2 games	Vince Dunn	0G-2A-2P, -1 in 2 games
Jacob de la Rose	0G-1A-1P, +2 in 1 game	Vladimir Tarasenko	1G-0A-1P, +0 in 2 games

ALL-TIME SEASON RECORD

SITE	GP	W	L	T	OTL	PTS	GF	GA
Home	143	70	52	17	4	161	500	421
Road	142	54	64	20	4	132	406	450
TOTALS	285	124	116	37	8	293	906	871

2018-19 TEAM-BY-TEAM RECORDS



TAMPA BAY LIGHTNING

401 Channelside Drive
Tampa, FL 33602
lightning.nhl.com

Arena.....Amalie Arena (19,092)
Office Phone.....(813) 301-6500
Entered NHL1992-93 (28th season)
Conference / Division.....Eastern / Atlantic
Regular Season Record.....906-909-112-141
Playoff Record.....73-64
Stanley Cup Champions2004
2018-19 Record62-16-4 (128 pts.)
2019 Playoffs.....Lost to CBJ in First Round
AHL Affiliate.....Syracuse Crunch
ECHL Affiliate.....Orlando Solar Bears

Staff Listing

Owner, Governor & Chairman.....Jeff Vinik
Chief Executive Officer.....Steve Griggs
VP and General Manager.....Julien BriseBois
Asst. GM/Dir. of Player Dev.....Stacy Roest
Asst. GM/Dir. of Amateur Scouting.....Al Murray
Asst. GM/Dir. of Player Personnel.....Jamie Pushor
Director of Hockey Operations.....Mathieu Darche
Director of Player Development.....JP Cote
Head Coach.....Jon Cooper
Assistant Coaches.....Todd Richards,
Jeff Halpern, Derek Lalonde
Goaltending Coach.....Frantz Jean
Video Coach.....Nigel Kirwan
Video Coordinator.....Brian Garlock
Executive VP of Communications.....Bill Wickett
Sr. Director, Communications.....Brian Breseman
Sr. Manager, Com.....Trevor van Knotsenburg
Beat Writer/Media Relations Asst....Bryan Burns

vs. TAMPA BAY

SEASON RECORD	W	L	OTL	Pts	GF	GA	PPGF	PPGA	SHGF	SHGA	PIM
Home	0	1	1	1	9	11	0	2	1	1	12
Road	0	2	0	0	3	6	1	0	0	0	18
TOTALS	0	3	1	1	12	17	1	2	1	1	30

RESULTS

DATE	SITE	W/L	DRW	TBL
October 18	A	L	1	3
December 4	H	SOL	5	6
March 9	A	L	2	3
March 14	H	L	4	5

GOALS BY PERIOD

TEAM	1	2	3	OT	SO	TOT
Detroit	4	5	3	0	0	12
Tampa Bay	3	5	8	0	1	17

SPECIAL TEAMS

DETROIT POWER PLAY			DETROIT PENALTY KILL		
Home	0-5	0.00%	Home	3-5	60.0%
Road	1-10	10.0%	Road	7-7	100%
Totals	1-15	6.67%	Totals	10-12	83.3%

SCORING LEADERS

DETROIT		TAMPA BAY	
Frans Nielsen	3G-0A-3P, -2 in 4 games	Nikita Kucherov	4G-3A-7P, +1 in 4 games
Justin Abdelkader	1G-2A-3P, +2 in 4 games	Brayden Point	2G-3A-5P, +3 in 4 games
Gustav Nyquist	2G-0A-2P, +1 in 2 games	Steven Stamkos	3G-1A-4P, +0 in 4 games
Dylan Larkin	0G-2A-2P, +0 in 2 games	Mathieu Joseph	2G-1A-3P, +6 in 4 games
Filip Zadina	0G-2A-2P, -1 in 2 games	Mikhail Sergachev	0G-3A-3P, +4 in 4 games

ALL-TIME SEASON RECORD

SITE	GP	W	L	T	OTL	PTS	GF	GA
Home	28	17	6	1	4	39	92	64
Road	30	12	16	1	1	26	99	102
TOTALS	58	29	22	2	5	65	191	166

2018-19 TEAM-BY-TEAM RECORDS



TORONTO MAPLE LEAFS

50 Bay St., Suite 500
Toronto, Ontario M5J 2L2
mapleleafs.nhl.com

Arena..... Scotiabank Arena (18,819)
Office Phone..... (416) 815-5700
Entered NHL 1917-18 (103rd season)
Conference / Division..... Eastern / Atlantic
Regular Season Record..... 2929-2790-783-158
Playoff Record..... 262-285-4
Stanley Cups..... 1918, '22, '32, '42, '45, '47,
'49, '51, '62, '63, '64, '67
2018-19 Record..... 46-28-8 (100 pts.)
2019 Playoffs..... Lost to BOS in First Round
AHL Affiliate..... Toronto Marlies
ECHL Affiliate..... Newfoundland Growlers

Staff Listing

Chairman & Governor ... Lawrence M. Tanenbaum
President Brendan Shanahan
General Manager Kyle Dubas
Asst. GMs..... Brandon Pridham, Laurence Gilman
Special Asst. to the GM..... Darryl Metcalf
Director, Player Personnel..... Dave Morrison
Asst. Director, Player Personnel..... Wes Clark
Senior Advisor..... Cliff Fletcher
Player Development..... Scott Pellerin
..... Stephane Robidas, Hayley Wickenheiser
Head Coach Mike Babcock
Asst. Coaches Dave Hakstol,
..... Paul McFarland, Andrew Brewer
Goaltending Coach..... Steve Briere
Video Analyst..... Jordan Bean
Director, Media Relations Steve Keogh
Senior Mgr, Media Relations.... Scott McNaughton
Coordinators, Media Relations Chris Lund,
..... Colin McBride

vs. TORONTO

SEASON RECORD	W	L	OTL	Pts	GF	GA	PPGF	PPGA	SHGF	SHGA	PIM
Home	1	1	0	2	6	7	1	2	0	0	25
Road	1	0	1	3	9	9	0	0	0	0	12
TOTALS	2	1	1	5	15	16	1	2	0	0	37

RESULTS

DATE	SITE	W/L	DRW	TOR
October 11	H	L	3	5
December 6	A	OTW	5	4
December 23	A	OTL	4	5
February 1	H	OTW	3	2

GOALS BY PERIOD

TEAM	1	2	3	OT	SO	TOT
Detroit	6	3	4	2	0	15
Toronto	3	5	7	1	0	16

SPECIAL TEAMS

DETROIT POWER PLAY			DETROIT PENALTY KILL		
Home	1-7	14.3%	Home	7-9	77.8%
Road	0-5	0.00%	Road	6-6	100%
Totals	1-12	8.33%	Totals	13-15	86.7%

SCORING LEADERS

DETROIT		TORONTO	
Dylan Larkin	3G-2A-5P, +0 in 4 games	John Tavares	2G-5A-7P, +3 in 4 games
Gustav Nyquist	2G-3A-5P, +2 in 4 games	Auston Matthews	3G-3A-6P, +0 in 4 games
Nick Jensen	2G-1A-3P, +0 in 4 games	Morgan Rielly	2G-4A-6P, +4 in 4 games
Andreas Athanasiou	0G-3A-3P, +0 in 3 games	Kasperii Kapanen	3G-1A-4P, -2 in 4 games
Mike Green	1G-1A-2P, +2 in 2 games	Andreas Johnsson	1G-2A-3P, +2 in 3 games

ALL-TIME SEASON RECORD

SITE	GP	W	L	T	OTL	PTS	GF	GA
Home	337	175	112	46	4	400	1005	826
Road	332	111	171	47	3	272	893	1102
TOTALS	669	286	283	93	7	672	1898	1928

2018-19 TEAM-BY-TEAM RECORDS



VANCOUVER CANUCKS

89 W. Georgia St.
Vancouver, B.C., V6B 0N8
canucks.nhl.com

Arena..... Rogers Arena (18,865)
Office Phone..... (604) 899-7400
Entered NHL 1970-71 (50th season)
Conference / Division..... Western / Pacific
Regular Season Record..... 1590-1690-391-149
Playoff Record 101-128
Stanley Cup Champions None
2018-19 Record 35-36-11 (81 pts.)
2019 Playoffs..... Did Not Qualify
AHL Affiliate..... Utica Comets
ECHL Affiliate Kalamazoo Wings

Staff Listing

Chairman & Governor Francesco Aquilini
General Manager Jim Benning
Assistant General Manager John Weisbrod
Sr. Advisor to GM Stan Smyl
Sr. Director, Player Dev. Ryan Johnson
Head Coach Travis Green
Assistant Coach Nolan Baumgartner
Assistant Coach Newell Brown
Assistant Coach Manny Malhotra
Senior Advisor Doug Jarvis
Goaltending Coach..... Ian Clark
Video Coach Darryl Seward
Assistant Dir., Player Development..... Chris Higgins
VP, Communications Chris Brumwell
Director, Media Relations Ben Brown
Manager, Media Relations Stephanie Maniago
Coordinator, Media Relations Alfred De Vera

vs. VANCOUVER

SEASON RECORD	W	L	OTL	Pts	GF	GA	PPGF	PPGA	SHGF	SHGA	PIM
Home	1	0	0	2	3	2	1	0	0	0	6
Road	0	1	0	0	2	3	0	0	0	0	4
TOTALS	1	1	0	2	5	5	1	0	0	0	10

RESULTS

DATE	SITE	W/L	DRW	VAN
November 6	H	SOW	3	2
January 20	A	L	2	3

GOALS BY PERIOD

TEAM	1	2	3	OT	SO	TOT
Detroit	0	3	1	0	1	5
Vancouver	2	1	2	0	0	5

SPECIAL TEAMS

DETROIT POWER PLAY			DETROIT PENALTY KILL		
Home	1-2	50.0%	Home	3-3	100%
Road	0-3	0.00%	Road	2-2	100%
Totals	1-5	20.0%	Totals	5-5	100%

SCORING LEADERS

DETROIT		VANCOUVER	
Frans Nielsen	1G-1A-2P, +1 in 1 game	Elias Pettersson	2G-1A-3P, +0 in 2 games
Thomas Vanek	1G-1A-2P, +1 in 1 game	Brock Boeser	0G-2A-2P, +0 in 1 game
Gustav Nyquist	1G-0A-1P, +0 in 2 games	Bo Horvat	1G-0A-1P, +1 in 2 games
Justin Abdelkader	1G-0A-1P, -3 in 2 games	Antoine Roussel	1G-0A-1P, +1 in 2 games
Anthony Mantha	0G-1A-1P, +1 in 2 games	Ben Hutton	1G-0A-1P, +0 in 2 games

ALL-TIME SEASON RECORD

SITE	GP	W	L	T	OTL	PTS	GF	GA
Home	87	53	21	8	5	119	340	247
Road	87	39	36	10	2	90	272	298
TOTALS	174	92	57	18	7	209	612	545

2018-19 TEAM-BY-TEAM RECORDS



VEGAS GOLDEN KNIGHTS

1550 S. Pavilion Center Drive
Las Vegas, NV 89135
goldenknights.nhl.com

Arena.....T-Mobile Arena (17,500)
Office Phone.....(702) 790-2663
Entered NHL2017-18 (3rd Season)
Conference / Division.....Western / Pacific
Regular Season Record.....94-56-14
Playoff Record.....16-11
Stanley Cup ChampionsNone
2018-19 Record43-32-7 (93 pts.)
2019 Playoffs.....Lost to SJS in First Round
AHL Affiliate.....Chicago Wolves
ECHL AffiliateFort Wayne Komets

Staff Listing

Chairman, CEO & Governor.....Bill Foley
President and COO.....Kerry Bubolz
President of Hockey Ops.....George McPhee
General Manager.....Kelly McCrimmon
Director of Hockey Operations.....Misha Donskov
Director of Player Personnel.....Vaughn Karpan
Asst. Director of Player Personnel.....Bob Lowes
Director of Player Development.....Wil Nichol
Head Coach.....Gerard Gallant
Assistant Coach.....Mike Kelly
Assistant Coach.....Ryan Craig
Assistant Coach.....Ryan McGill
Goaltending Coach.....David Prior
Video Coach.....Tommy Cruz
Goaltending Development Coach.....Mike Rosati
Vice President of Communications.....Eric Tosi
Director of Communications.....Sage Sammons
Sr. Manager of Communications.....Alyssa Girardi

vs. VEGAS

SEASON RECORD	W	L	OTL	Pts	GF	GA	PPGF	PPGA	SHGF	SHGA	PIM
Home	0	1	0	0	3	4	1	1	0	0	4
Road	1	0	0	2	3	2	1	0	0	1	6
TOTALS	1	1	0	2	6	6	2	1	0	1	10

RESULTS

DATE	SITE	W/L	DRW	VGK
February 7	H	L	3	4
March 23	A	OTW	3	2

GOALS BY PERIOD

TEAM	1	2	3	OT	SO	TOT
Detroit	2	0	3	1	0	6
Vegas	0	4	2	0	0	6

SPECIAL TEAMS

DETROIT POWER PLAY			DETROIT PENALTY KILL		
Home	1-4	25.0%	Home	1-2	50.0%
Road	1-2	50.0%	Road	3-3	100%
Totals	2-6	33.3%	Totals	4-5	80.0%

SCORING LEADERS

DETROIT		VEGAS	
Dylan Larkin	0G-3A-3P, +0 in 2 games	Jonathan Marchessault	2G-0A-2P, +0 in 2 games
Anthony Mantha	2G-0A-2P, +1 in 2 games	William Karlsson	1G-1A-2P, +1 in 2 games
Michael Rasmussen	1G-1A-2P, +0 in 1 game	Reilly Smith	1G-1A-2P, +1 in 2 games
Andreas Athanasiou	0G-2A-2P, +0 in 2 games	Nate Schmidt	0G-2A-2P, +1 in 2 games
Gustav Nyquist	1G-0A-1P, -1 in 1 game	Cody Eakin	1G-0A-1P, +2 in 2 games

ALL-TIME SEASON RECORD

SITE	GP	W	L	T	OTL	PTS	GF	GA
Home	2	0	2	0	0	0	3	8
Road	2	2	0	0	0	4	9	5
TOTALS	4	2	2	0	0	4	12	13

2018-19 TEAM-BY-TEAM RECORDS



WASHINGTON CAPITALS

627 N. Glebe Rd., Suite 850
Arlington, VA 22203
capitals.nhl.com

Arena.....Capital One Arena (18,506)
Office Phone.....(202) 266-2200
Entered NHL1974-75 (46th season)
Conference / Division.....Eastern / Metropolitan
Regular Season Record.....1623-1432-303-150
Playoff Record135-147
Stanley Cup Champions2018
2018-19 Record48-26-8 (104 pts.)
2019 Playoffs.....Lost to CAR in First Round
AHL Affiliate.....Hershey Bears
ECHL AffiliateSouth Carolina Stingrays

Staff Listing

Chairman, Majority Owner & CEO.....Ted Leonsis
Vice Chairman and President.....Dick Patrick
Senior VP & General Manager.....Brian MacLellan
Assistant General Manager.....Ross Mahoney
Asst. GM & Dir. of Legal Affairs.....Don Fishman
Director of Player Personnel.....Chris Patrick
Dir. of Player Development.....Steve Richmond
Head Coach.....Todd Reirden
Assistant Coach.....Scott Arniel
Assistant Coach.....Reid Cashman
Assistant Coach.....Blaine Forsythe
Goaltending Coach.....Scott Murray
Assistant Coach / Video.....Brett Leonhardt
Professional Development Coach.....Olie Kolzig
VP, Communications.....Sergey Kocharov
Media Relations Manager.....Tommy Chalk
Mgr. of Communications.....Megan Eichenberg
Assistant Mgr. of Media Relations.....Chase Pyke

vs. WASHINGTON

SEASON RECORD	W	L	OTL	Pts	GF	GA	PPGF	PPGA	SHGF	SHGA	PIM
Home	0	1	0	0	2	3	0	0	0	0	8
Road	0	2	0	0	3	9	0	2	0	0	10
TOTALS	0	3	0	0	5	12	0	2	0	0	18

RESULTS

DATE	SITE	W/L	DRW	WSH
November 23	A	L	1	3
December 11	A	L	2	6
January 6	H	L	2	3

GOALS BY PERIOD

TEAM	1	2	3	OT	SO	TOT
Detroit	2	1	2	0	0	5
Washington	4	3	5	0	0	12

SPECIAL TEAMS

DETROIT POWER PLAY			DETROIT PENALTY KILL		
Home	0-3	0.00%	Home	4-4	100%
Road	0-4	0.00%	Road	3-5	60.0%
Totals	0-7	0.00%	Totals	7-9	77.8%

SCORING LEADERS

DETROIT		WASHINGTON	
Gustav Nyquist	1G-2A-3P, +0 in 3 games	Alex Ovechkin	4G-2A-6P, +7 in 3 games
Dylan Larkin	1G-1A-2P, +1 in 3 games	Nicklas Backstrom	0G-5A-5P, +3 in 3 games
Filip Hronek	1G-0A-1P, +0 in 1 game	Evgeny Kuznetsov	0G-4A-4P, +0 in 2 games
Anthony Mantha	1G-0A-1P, +0 in 2 games	Tom Wilson	2G-1A-3P, +2 in 2 games
Andreas Athanasiou	1G-0A-1P, -2 in 3 games	Boyd/Kempny	2G-1A-3P, +2 in 3 games

ALL-TIME SEASON RECORD

SITE	GP	W	L	T	OTL	PTS	GF	GA
Home	60	27	18	11	3	68	192	168
Road	59	23	29	5	2	53	179	219
TOTALS	119	50	48	16	5	121	371	387

2018-19 TEAM-BY-TEAM RECORDS



WINNIPEG JETS

345 Graham Ave.
Winnipeg, Manitoba R3C 5S6
jets.nhl.com

Arena..... Bell MTS Place (15,294)
Office Phone..... (204) 987-7825
Entered NHL 1999-00 (21st season)
Conference / Division..... Western / Central
Regular Season Record..... 657-678-45-144
Playoff Record..... 11-20
Stanley Cup Champions None
2018-19 Record 47-30-5 (99 pts.)
2019 Playoffs..... Lost to STL in First Round
AHL Affiliate..... Manitoba Moose
ECHL Affiliate Jacksonville IceMen

Staff Listing

Executive Chairman & Governor.....Mark Chipman
Executive VP & GM.....Kevin Cheveldayoff
Executive VP & COO..... John Olfert
Senior VP & Assistant GM Craig Heisinger
VP & Assistant GM Larry Simmons
Director, Player Development Jimmy Roy
Assistant, Player Development..... Mike Keane
Head CoachPaul Maurice
Assistant Coach Jamie Kompon
Assistant CoachCharlie Huddy
Assistant CoachWade Flaherty
Assistant Coach Todd Woodcroft
Video Coach Matt Prefontaine
VP, Communications..... Rob Wozny
Sr. Director, Communications..... Scott Brown
Manager, Communications Greger Buer
Coordinator, Communications.....Scott Unger

vs. WINNIPEG

SEASON RECORD	W	L	OTL	Pts	GF	GA	PPGF	PPGA	SHGF	SHGA	PIM
Home	0	1	0	0	1	2	1	1	0	0	10
Road	0	1	0	0	2	4	1	0	1	0	6
TOTALS	0	2	0	0	3	6	2	1	1	0	16

RESULTS

DATE	SITE	W/L	DRW	WPG
October 26	H	L	1	2
January 11	A	L	2	4

GOALS BY PERIOD

TEAM	1	2	3	OT	SO	TOT
Detroit	1	1	1	0	0	3
Winnipeg	2	2	2	0	0	6

SPECIAL TEAMS

DETROIT POWER PLAY			DETROIT PENALTY KILL		
Home	1-3	33.3%	Home	4-5	80.0%
Road	1-4	25.0%	Road	3-3	100%
Totals	2-7	28.6%	Totals	7-8	87.5%

SCORING LEADERS

DETROIT		WINNIPEG	
Dennis Cholowski	1G-1A-2P, -4 in 2 games	Kyle Connor	2G-2A-4P, +3 in 2 games
Frans Nielsen	0G-2A-2P, -1 in 2 games	Blake Wheeler	1G-2A-3P, +2 in 2 games
Luke Glendening	1G-0A-1P, +1 in 2 games	Brandon Tanev	1G-1A-2P, +2 in 2 games
Andreas Athanasiou	1G-0A-1P, -2 in 2 games	Mark Scheifele	0G-2A-2P, +2 in 2 games
Filip Hronek	0G-1A-1P, +0 in 1 game	Dustin Byfuglien	1G-0A-1P, +1 in 1 game

ALL-TIME SEASON RECORD

SITE	GP	W	L	T	OTL	PTS	GF	GA
Home	14	8	4	0	2	18	48	37
Road	12	6	6	0	0	12	48	44
TOTALS	26	14	10	0	2	30	96	81



OVERTIME MAGIC

Dylan Larkin stamped his name into the Red Wings record books in 2018-19 in several ways. He became the first player in franchise history to score four overtime goals in one season and just the 20th to do so in NHL history. Larkin finished one overtime winner shy of matching the NHL's record of five, which has been accomplished on only four occasions.

COMPARATIVE RECORDS & RESULTS

2018-19 RECORD BY MONTH (OVERALL/HOME & ROAD)

MONTH	W	L	OT	PTS
October	3	7	2	8
November	8	4	1	17
December	4	8	4	12
January	4	6	0	8
February	4	7	2	10
March	8	6	1	17
April	1	2	0	2
TOTAL	32	40	10	74

	HOME				ROAD			
	W	L	OT	PTS	W	L	OT	PTS
October	1	3	1	3	2	4	1	5
November	6	2	1	13	2	2	0	4
December	1	4	2	4	3	4	2	8
January	2	3	0	4	2	3	0	4
February	2	5	1	5	2	2	1	5
March	4	1	0	8	4	5	1	9
April	1	1	0	2	0	1	0	0
TOTAL	17	19	5	39	15	21	5	35

2018-19 RECORD BY DAY (OVERALL/HOME & ROAD)

DAY	W	L	OT	PTS
Sunday	2	8	1	5
Monday	2	3	2	6
Tuesday	8	5	2	18
Wednesday	2	1	1	5
Thursday	6	8	1	13
Friday	4	6	0	8
Saturday	8	9	3	19
TOTAL	32	40	10	74

DAY	HOME				ROAD			
	W	L	OT	PTS	W	L	OT	PTS
Sunday	2	4	0	4	0	4	1	1
Monday	1	2	1	3	1	1	1	3
Tuesday	4	2	1	9	4	3	1	9
Wednesday	2	1	1	5	0	0	0	0
Thursday	3	3	1	7	3	5	0	6
Friday	4	3	0	8	0	3	0	0
Saturday	1	4	1	3	7	5	2	16
TOTAL	17	19	5	39	15	21	5	35

COMPARATIVE RECORDS & RESULTS

2018-19 RECORD IN BACK-TO-BACK GAMES

The Red Wings played on consecutive days 13 times in 2018-19.

Overall record in back-to-back games: 8-12-6

Record in first game of a back-to-back: 5-7-1

Record in second game of a back-to-back: 3-5-5

2018-19 RECORD BY DIVISION

DIVISION	W	L	OT	PTS
Atlantic	9	15	4	22
Metropolitan	11	10	3	25
Central	5	7	2	12
Pacific	7	8	1	15
TOTAL	32	40	10	74

2018-19 SHOTS BY PERIOD

	1st	2nd	3rd	OT	TOTAL	AVG.
DETROIT	813	750	779	52	2,394	29.20
Opponents	899	916	905	41	2,761	33.67

2018-19 GOALS BY PERIOD

	1st	2nd	3rd	OT	TOTAL	AVG.
DETROIT	62	67	86	12	227	2.77
Opponents	64	103	100	10	277	3.38

2018-19 HOLDING LEAD, TRAILING, TIED

	RECORD	PTS
Scoring First	21-11-5	47
Opponents Scoring First	11-29-5	27
Leading After One Period	15-9-6	36
Trailing After One Period	7-21-3	17
Tied After One Period	10-10-1	21
Leading After Two Periods	17-3-3	37
Trailing After Two Periods	6-30-2	14
Tied After Two Periods	9-7-5	23

2018-19 CLOSE DECISIONS

	RECORD	PTS
One-Goal Games	20-13-10	50
Two-Goal Games	6-16	12
Three-or-More-Goal Games	6-11	12

COMPARATIVE RECORDS & RESULTS

2018-19 GOAL MARGINS

	RECORD		RECORD
Scoring 0 Goals	0-1-0	Allowing 0 Goals	2-0-0
Scoring 1 Goal	0-15-0	Allowing 1 Goal	6-0-0
Scoring 2 Goals	2-15-3	Allowing 2 Goals	15-4-0
Scoring 3 Goals	14-6-3	Allowing 3 Goals	7-14-3
Scoring 4 Goals	10-2-2	Allowing 4 Goals	2-6-3
Scoring 5 Goals	4-1-2	Allowing 5 Goals	0-8-2
Scoring 6 Goals	2-0-0	Allowing 6 Goals	0-3-2
Scoring 7 Goals	0-0-0	Allowing 7 Goals	0-3-0
Scoring 8 Goals	0-0-0	Allowing 8 Goals	0-2-0
Scoring 9 Goals	0-0-0	Allowing 9 Goals	0-0-0
Scoring 10 Goals	0-0-0	Allowing 10 Goals	0-0-0

COMPARATIVE RECORDS & RESULTS

2018-19 POWERPLAY GOALS AND PENALTY KILLING VS NHL

ANAHEIM DUCKS

Power Play: 0-for-2 (0.0%)
Penalty Kill: 4-for-5 (80.0%) - Rickard Rakell

ARIZONA COYOTES

Power Play: 2-for-5 (40.0%) - Dylan Larkin,
Michael Rasmussen
Penalty Kill: 8-for-8 (100%)

BOSTON BRUINS

Power Play: 4-for-12 (33.3%) - Filip Hronek, Dylan
Larkin, Anthony Mantha (2)
Penalty Kill: 12-for-14 (85.7%) - Ryan Donato,
David Pastrnak

BUFFALO SABRES

Power Play: 3-for-14 (21.4%) - Tyler Bertuzzi,
Dylan Larkin, Anthony Mantha
Penalty Kill: 5-for-12 (41.7%) - Casey Mittelstadt,
Kyle Okposo (2), Jeff Skinner, Tage Thompson

CALGARY FLAMES

Power Play: 1-for-6 (16.7%) - Anthony Mantha
Penalty Kill: 3-for-8 (37.5%) - Sam Bennett (2),
Johnny Gaudreau, Elias Lindholm, James Neal

CAROLINA HURRICANES

Power Play: 1-for-7 (14.7%) - Niklas Kronwall
Penalty Kill: 7-for-10 (70.0%) - Justin Faulk,
Micheal Ferland (2)

CHICAGO BLACKHAWKS

Power Play: 1-for-6 (16.7%) - Andreas Athanasiou
Penalty Kill: 3-for-3 (100%)

COLORADO AVALANCHE

Power Play: 1-for-5 (20.0%) - Filip Zadina
Penalty Kill: 2-for-4 (50.0%) - Nathan MacKinnon,
Mikko Rantanen

COLUMBUS BLUE JACKETS

Power Play: 3-for-8 (37.5%) - Tyler Bertuzzi,
Dennis Cholowski, Michael Rasmussen
Penalty Kill: 13-for-15 (86.7%) - Cam Atkinson,
Artemi Panarin

DALLAS STARS

Power Play: 1-for-7 (14.7%) - Dylan Larkin
Penalty Kill: 2-for-3 (66.7%) - Alexander Radulov

EDMONTON OILERS

Power Play: 0-for-5 (0.0%)
Penalty Kill: 4-for-4 (100%)

FLORIDA PANTHERS

Power Play: 3-for-11 (27.2%) - Dennis Cholowski,
Thomas Vanek (2)
Penalty Kill: 11-for-14 (78.6%) - Mike Hoffman,
Jonathan Huberdeau, Jamie McGinn

LOS ANGELES KINGS

Power Play: 2-for-5 (40.0%) - Dylan Larkin,
Anthony Mantha
Penalty Kill: 4-for-4 (100%)

MINNESOTA WILD

Power Play: 1-for-6 (16.7%) - Anthony Mantha
Penalty Kill: 4-for-6 (66.7%) - Nino Niederreiter,
Eric Staal

MONTREAL CANADIENS

Power Play: 2-for-14 (14.7%) - Andreas
Athanasiou, Thomas Vanek
Penalty Kill: 8-for-9 (88.9%) - Jonathan Drouin

NASHVILLE PREDATORS

Power Play: 1-for-5 (20.0%) - Dylan Larkin
Penalty Kill: 8-for-9 (88.9%) - P.K. Subban

NEW JERSEY DEVILS

Power Play: 2-for-8 (25.0%) - Martin Frk, Michael
Rasmussen
Penalty Kill: 4-for-6 (66.7%) - Marcus Johansson,
Sami Vatanen

NEW YORK ISLANDERS

Power Play: 1-for-7 (14.7%) - Gustav Nyquist
Penalty Kill: 10-for-12 (83.3%) - Mathew Barzal,
Ryan Pulock

NEW YORK RANGERS

Power Play: 0-for-6 (0.0%)
Penalty Kill: 5-for-8 (62.5%) - Neal Pionk, Kevin
Shattenkirk, Ryan Strome

OTTAWA SENATORS

Power Play: 0-for-9 (0.0%)
Penalty Kill: 9-for-11 (81.8%) - Drake Batherson,
Mikkel Boedker

PHILADELPHIA FLYERS

Power Play: 1-for-6 (16.7%) - Dennis Cholowski
Penalty Kill: 4-for-5 (80.0%) - Travis Konecny

PITTSBURGH PENGUINS

Power Play: 2-for-4 (50.0%) - Tyler Bertuzzi, Matt
Puempel
Penalty Kill: 5-for-9 (55.6%) - Sidney Crosby, Phil
Kessel (3)

COMPARATIVE RECORDS & RESULTS

2018-19 POWERPLAY GOALS AND PENALTY KILLING VS NHL

SAN JOSE SHARKS

Power Play: 0-for-3 (0.0%)

Penalty Kill: 5-for-7 (71.4%) - Evander Kane, Joe Pavelski

ST. LOUIS BLUES

Power Play: 0-for-3 (0.0%)

Penalty Kill: 3-for-5 (60.0%) - David Perron, Vladimir Tarasenko

TAMPA BAY LIGHTNING

Power Play: 1-for-15 (6.67%) - Thomas Vanek

Penalty Kill: 10-for-12 (83.3%) - Nikita Kucherov, Steven Stamkos

TORONTO MAPLE LEAFS

Power Play: 1-for-12 (8.33%) - Dylan Larkin

Penalty Kill: 13-for-15 (86.7%) - Auston Matthews (2)

VANCOUVER CANUCKS

Power Play: 1-for-5 (20.0%) - Justin Abdelkader

Penalty Kill: 5-for-5 (100%)

VEGAS GOLDEN KNIGHTS

Power Play: 2-for-6 (33.3%) - Anthony Mantha,

Michael Rasmussen

Penalty Kill: 4-for-5 (80.0%) - Jonathan Marchessault

WASHINGTON CAPITALS

Power Play: 0-for-7 (0.0%)

Penalty Kill: 7-for-9 (77.8%) - Brett Connolly, T.J. Oshie

WINNIPEG JETS

Power Play: 2-for-7 (28.6%) - Andreas

Athanasious, Dennis Cholowski

Penalty Kill: 7-for-8 (87.5%) - Kyle Connor

2018-19 TEAM RECORD BY QUARTER

OVERALL	W-L-OT	PTS
Games 1-22	10-10-2	22
Games 23-42	5-10-5	15
Games 43-62	8-10-2	18
Games 63-82	9-10-1	19
TOTAL	32-40-10	74
HOME	W-L-OT	PTS
Games 1-22	6-4-1	13
Games 23-42	2-6-3	7
Games 43-62	4-5-1	9
Games 63-82	5-4-0	10
TOTAL	17-19-5	39
ROAD	W-L-OT	PTS
Games 1-22	4-6-1	9
Games 23-42	3-4-2	8
Games 43-62	4-5-1	9
Games 63-82	4-6-1	9
TOTAL	15-21-5	35

POWER PLAY	PPG/CHANCES	PP%
Games 1-22	13-for-61	21.3%
Games 23-42	6-for-46	13.0%
Games 43-62	9-for-60	15.0%
Games 63-82	11-for-49	22.4%
TOTAL	39-for-216	18.1% (19th, NHL)
PENALTY KILL	PK/TIMES SH	PK%
Games 1-22	65-for-79	82.3%
Games 23-42	43-for-61	70.5%
Games 43-62	42-for-53	79.2%
Games 63-82	39-for-52	75.0%
TOTAL	189-for-245	77.1% (28th, NHL)

COMPARATIVE RECORDS & RESULTS

2018-19 TEAM RECORD BY QUARTER, CONTINUED

GOALS FOR	
Games 1-22	61
Games 23-42	57
Games 43-62	56
Games 63-82	53
TOTAL	227
GOALS AGAINST	
Games 1-22	70
Games 23-42	75
Games 43-62	62
Games 63-82	70
TOTAL	277

SHORTHANDED GOALS FOR	
Games 1-22	4
Games 23-42	0
Games 43-62	1
Games 63-82	2
TOTAL	7
SHORTHANDED GOALS AGAINST	
Games 1-22	2
Games 23-42	2
Games 43-62	1
Games 63-82	2
TOTAL	7

2018-19 THREE-OR-MORE GOAL GAMES

DETROIT PLAYER (3 TOTAL)	DATE	OPPONENT
Frans Nielsen	12/4/18	vs. Tampa Bay
Tyler Bertuzzi	1/12/19	at Minnesota
Anthony Mantha	3/31/19	vs. Boston
OPPOSING PLAYER (5 TOTAL)	DATE	TEAM
David Pastrnak	10/13/18	at Boston
Alex Ovechkin	12/11/18	at Washington
Joe Pavelski	2/24/19	vs. San Jose
Andrew Shaw	2/26/19	vs. Montreal
Ivan Barbashev	3/21/19	at St. Louis

2018-19 TWO-GOAL GAMES

DETROIT PLAYER (24 TOTAL)	DATE	OPPONENT
Nick Jensen	10/11/18	vs. Toronto
Andreas Athanasiou	10/15/18	at Montreal
Dylan Larkin	10/30/18	at Columbus
Anthony Mantha	11/10/18	at Carolina
Andreas Athanasiou	11/21/18	vs. Boston
Anthony Mantha	11/26/18	vs. Columbus
Tyler Bertuzzi	11/28/18	vs. St. Louis
Gustav Nyquist	12/4/18	vs. Tampa Bay
Andreas Athanasiou	1/8/19	vs. Montreal
Thomas Vanek	1/12/19	at Minnesota
Dylan Larkin	1/18/19	at Calgary
Luke Glendening	1/22/19	at Edmonton
Andreas Athanasiou	2/14/19	vs. Ottawa
Anthony Mantha	2/16/19	at Philadelphia
Andreas Athanasiou	2/20/19	vs. Chicago
Dylan Larkin	2/20/19	vs. Chicago
Andreas Athanasiou	3/16/19	vs. NY Islanders
Andreas Athanasiou	3/19/19	at NY Rangers
Thomas Vanek	3/21/19	at St. Louis
Anthony Mantha	3/23/19	at Vegas
Tyler Bertuzzi	3/28/19	at Buffalo
Dylan Larkin	3/28/19	at Buffalo
Tyler Bertuzzi	4/2/19	vs. Pittsburgh
Anthony Mantha	4/2/19	vs. Pittsburgh

COMPARATIVE RECORDS & RESULTS

2018-19 TWO-GOAL GAMES

OPPOSING PLAYER (25 TOTAL)	DATE	TEAM
Alex Iafallo	10/7/18	at Los Angeles
Auston Matthews	10/11/18	vs. Toronto
Jake DeBrusk	10/13/18	at Boston
Jonathan Drouin	10/15/18	at Montreal
Kyle Brodziak	11/3/18	vs. Edmonton
Pierre-Luc Dubois	11/26/18	vs. Columbus
David Perron	11/28/18	vs. St. Louis
Mathieu Joseph	12/4/18	vs. Tampa Bay
Kasperi Kapanen	12/23/18	at Toronto
Derick Brassard	12/27/18	at Pittsburgh
Phil Kessel	12/27/18	at Pittsburgh
Alexander Radulov	12/29/18	at Dallas
Sam Bennett	1/18/19	at Calgary
Jonathan Marchessault	2/8/19	vs. Vegas
Dominik Kahn	2/10/19	at Chicago
Travis Konecny	2/16/19	at Philadelphia
Oskar Lindblom	2/17/19	vs. Philadelphia
Patrick Kane	2/20/19	vs. Chicago
Oskar Lindblom	2/17/19	vs. Philadelphia
Max Domi	2/26/19	vs. Montreal
Pavel Buchnevich	3/7/19	vs. NY Rangers
Nikita Kucherov	3/9/19	at Tampa Bay
Max Domi	3/12/19	at Montreal
Nikita Kucherov	3/14/19	vs. Tampa Bay
Phil Kessel	4/4/19	at Pittsburgh
Jeff Skinner	4/6/19	vs. Buffalo

2018-19 SHORTHANDED GOALS

DETROIT PLAYER (7 TOTAL)	DATE	OPPONENT
Dylan Larkin	10/13/18	at Boston
Dylan Larkin	10/30/18	at Columbus
Trevor Daley	11/1/18	vs. New Jersey
Justin Abdelkader	11/1/18	vs. New Jersey
Luke Glendening	1/11/19	at Winnipeg
Darren Helm	3/14/19	vs. Tampa Bay
Christoffer Ehn	3/25/19	at San Jose
OPPOSING PLAYER (7 TOTAL)	DATE	TEAM
Jordan Martinook	10/22/18	vs. Carolina
Blake Coleman	11/17/18	at New Jersey
Cedric Paquette	12/4/18	vs. Tampa Bay
Jared McCann	12/31/18	vs. Florida
Mark Giordano	1/18/19	at Calgary
Reilly Smith	3/23/19	at Vegas
Brad Marchand	3/31/19	vs. Boston



FINISHING ON A HIGH NOTE

The Red Wings finished 2018-19 on a high note with a season-best six-game win streak from March 23-April 2. Over that stretch, Anthony Mantha was the highest-scoring player in the NHL, racking up 15 points (8-7-15) in his final eight games of the season. He was followed closely by Tyler Bertuzzi (13 points) and Dylan Larkin (11 points).



MIKE ILITCH (1929-2017)

Mike Ilitch was a once-in-a-generation entrepreneur and champion for Detroit.

He and his wife, Marian, invested their family savings in 1959 to open the first Little Caesars store in Garden City, Michigan, a suburb of Detroit. That single mom-and-pop pizza shop grew into the

largest carryout pizza chain in the world, with restaurants in 23 countries and territories across the globe. The success of the business was built upon the exceptional quality and value of the Little Caesars menu and Mike's marketing savvy and imaginative ideas in production.

The growth of Little Caesars helped Mike and Marian create other leading brands in the food, sports and entertainment industries.

The couple purchased the Detroit Red Wings in 1982. While the team was known as the Dead Wings at the time, Mike and Marian believed they were a sleeping giant and immediately took charge to turn the team around. By 1997, the Red Wings won their first Stanley Cup in 42 years, and they went on to win three more. Four Stanley Cup parades held along Woodward Avenue in Detroit attracted hundreds of thousands of people, many from the suburbs who had not been to downtown Detroit in decades. Detroit became known as Hockeytown and brought a sense of pride to the area's hockey fans and the community as a whole.

Throughout Mike's life, he remained true to his hometown and was a zealous supporter of Detroit, working tirelessly to help it prosper and to bring pride to the city.

In 1988, Mike and Marian purchased the neglected Fox Theatre and carefully restored it to its original 1928 splendor.

One year later, they moved their Little Caesars world headquarters from the suburbs into the newly renovated Fox Office Center adjacent to the restored theatre. This was during a time when many businesses were fleeing the city. Restoration of the theatre and renovation of the office building brought new life to the area. Currently, the headquarters campus is being expanded with an addition of a new nine-story, 234,000 square foot building next door to the Fox Theatre.

Mike displayed further commitment to the city he loved when he purchased the Detroit Tigers in 1992 and built a new state-of-the-art ballpark for the team. Remembering his early years as a Minor League baseball player with the Tigers, he did everything in his power to make the fan experience at Comerica Park a memorable one.

The new ballpark enabled Detroit to successfully host the MLB All-Star Game in 2005 and also helped promote Detroit as a tourist destination when the Detroit Tigers hosted the World Series in 2006. Mike also encouraged the Ford family to bring the Detroit Lions back to Detroit from the suburbs and build a new stadium right next door to the ballpark by relinquishing a portion of land to make way for the new stadium. The new football venue allowed Detroit to host the Super Bowl in 2006.

Today – true to the vision of Mike and Marian for a bustling downtown area – the Ilitch organization is transforming dozens of blocks of

largely underutilized land in Detroit into a special area for everyone in the community to enjoy. The District Detroit includes office, retail and residential spaces, as well as the new Little Caesars Arena, home of the Detroit Red Wings and Detroit Pistons, and world-class entertainment, music and community events.

Mike and Marian believed passionately in giving back to the community. As the parents of children who played hockey, the couple wanted to provide other children the opportunity to play the sport as well. So they established the Little Caesars Amateur Hockey Program in 1968, and it has provided opportunities for tens of thousands of youngsters to play the great game of hockey over the years. Hundreds have gone on to play at colleges, universities and in the National Hockey League.

The couple established the Little Caesars Love Kitchen in 1985. With two trucks on the road to serve those in need, these restaurants on wheels have served more than 3.3 million people.

Inspired by the story of a veteran returning to civilian life, Mike founded the Little Caesars Veterans Program in 2006. He had read a newspaper story about an Army Sergeant who had tragically lost both his legs during combat in Iraq. As a veteran himself, Mike was impressed with the can-do attitude of this veteran. The Little Caesars Veterans Program that followed provides honorably discharged veterans with financial incentives and other support to help them open a Little Caesars franchise.

Additional programs to better the community include Ilitch Charities and its affiliates, the Detroit Red Wings Foundation and the Detroit Tigers Foundation.

Since 2000, grants and giving from Mike and Marian, the Ilitch companies and their charitable affiliates have totaled \$190 million. This includes Mike and Marian's personal gifts of nearly \$50 million to Detroit's Wayne State University – \$8 million to the Department of Surgery and \$40 million to build a new home for the Mike Ilitch School of Business, prominently located on Woodward Avenue.

Mike received numerous business, cultural, and philanthropic awards during his lifetime, including:

- The International Franchise Association Hall of Fame (2016)
- SportsBusiness Journal's "The Champions: Pioneers and Innovators in Sports Business" (2014)
- Michigan Sports Hall of Fame (2004)
- US Hockey Hall of Fame (2004)
- National Hockey League Hall of Fame (2003)
- Ellis Island Medal of Honor (1997)

Locally in Detroit, Mike was honored for his efforts in the community with the Joe Louis Brown Bomber Jacket Award, the Distinguished Martin Luther King, Jr. Community Service Award, the Shining Light Regional Cooperation Award and the Edward H. McNamara Goodfellow of the Year Award. He was also given the key to the city.

Mike Ilitch was a remarkable American success story. In 2012, he wrote, "Develop a love for all people; be humble; work hard. I guarantee you will be successful in life." He did just that and had a life well lived.

The Detroit Red Wings enter their 94th season in the National Hockey League as one of the premier franchises in professional hockey.

As the NHL's most storied American team, the Red Wings have featured some of the greatest players, coaches and executives the game has ever known. Throughout the 1900s, names like Adams, Howe, Abel, Lindsay, Sawchuk, Delvecchio and Hall became very familiar to hockey fans. The list continues today with names like Bowman, Shanahan, Fedorov, Yzerman, Lidstrom, Datsyuk and Zetterberg.

The first 93 seasons saw Detroit win 11 Stanley Cups, which is third behind only the Montreal Canadiens (23) and the Toronto Maple Leafs (13). The Red Wings most recently won Stanley Cup championships in 1997, 1998, 2002 and 2008, posted the NHL's best record in the decade of the '90s and became the benchmark to which all teams throughout the NHL measure their own success.

The 1920s

The roots of the Red Wings go all the way back to the old Western Hockey League, where the Victoria (British Columbia) Cougars were members until their roster was sold to a group from Detroit on Sept. 25, 1926. The Detroit group had been awarded an NHL franchise on May 15, 1926.

The team began to play as the Detroit Cougars in the fall of 1926, while playing its home games in Windsor, Ontario. Despite the fact that the Victoria Cougars had won the Stanley Cup in 1925 and were Cup finalists in 1926, the Detroit Cougars finished with the NHL's worst record at 12-28-4 in 1926-27. Not only did the team struggle on the ice, but it performed poorly on the ledger sheet as well, where the Cougars were more than \$80,000 in debt.

Help came the following season in the form of Jack Adams as the team's coach and general manager. Adams had played in the old Pacific Coast League and in the NHL with the Toronto St. Pats and Ottawa Senators. Adams' tenure as coach and GM would last until the 1962-63 season, when Sid Abel took over.

The team also moved into the brand new Olympia Stadium for the 1927-28 season. A Detroit and professional hockey landmark, the Olympia

would serve as the home for the franchise through the midway point of the 1979-80 season.


With Adams at the helm, the team made the playoffs for the first time in franchise history (1928-29). They were still among the NHL's have-nots, however, and perpetually close to bankruptcy.

The 1930s

Willing to try anything, Adams changed the name to the Detroit Falcons for the 1930-31 season.

After the depression, the team went into receivership, and Adams was forced to use his own money to make payroll. It was so bad financially, that Adams joked if Montreal Canadiens superstar Howie Morenz were available for \$1.98 the Falcons still couldn't afford him. Things weren't much better on the ice, as the team had only made the playoffs twice in its first six seasons.

In 1932, the financial problems ended when grain millionaire and shipping magnate James Norris Sr. purchased the team. Norris, like Adams, was a Canadian turned American. He had once played hockey for the Montreal Amateur Athletic Association's Winged Wheelers.



JAMES NORRIS, SR.



When the two men met, Norris and Adams agreed that the team's new logo would be a winged wheel and the club's nickname changed to the Red Wings.

The franchise already had a few players who would contribute to the team's first two Stanley Cups in 1936 and 1937, such as Ebbie Goodfellow, Larry Aurie, Herbie Lewis, Hec Kilrea and John Sorrell. Norris' money and Adams' ability to wheel and deal added such players as Carl Voss, Syd Howe, Marty Barry, goaltender Normie Smith, Bucko McDonald and others.

The Red Wings had an outstanding season in 1932-33 when Voss won the franchise's first award by winning the Calder Trophy as the NHL's top rookie. Detroit continued its success in the following years, advancing to the semifinals against the New York Rangers in 1933 and losing in the Stanley Cup Final to the Chicago Blackhawks in 1934. Detroit slumped to under .500 and missed the playoffs in 1934-35 but came back to win the first Stanley Cup in franchise history in 1936, defeating the Toronto Maple Leafs three games to one in the finals.

The Red Wings went on to repeat as Cup champions in 1937, winning three games to two over the New York Rangers. However, one of the most memorable moments in Red Wings and NHL history came in Game 1 of the first-round series against the Montreal Maroons at the Montreal Forum on March 24, 1936. In what is still the longest game ever played in NHL history, the Red Wings defeated the Maroons 1-0 on rookie Mud Bruneteau's goal at 16:30 into the sixth overtime period. That contest also began a playoff shutout run of 248 minutes and 32 seconds for Normie Smith.

The 1936 and 1937 teams featured two of the greatest players ever to wear the winged wheel in Ebbie Goodfellow and Syd Howe. Goodfellow played with the Red Wings from the 1929-30 season until 1942-43. He was a forward for the first five seasons and led the team in scoring in 1930-31 and 1931-32. His 1930-31 total of 48 points was good for second overall in the NHL. Since the team had a surplus of forwards, however, Adams asked Goodfellow to move to defense for the 1934-35 season. He made the move and helped the team win the Cup in 1936 and 1937. He was a first team

All-Star on defense in 1936-37 and 1939-40, and a second-team selection in 1935-36. Goodfellow was a player-coach in his final season, in which the Red Wings won their third Stanley Cup.

Syd Howe was also a versatile player as he manned every position but goaltender during his 17-year NHL career, which spanned from 1929-30 to 1945-46. He played with the Red Wings for the last 11 seasons of his career. Howe played with the Ottawa Senators, Philadelphia Quakers, Toronto Maple Leafs and the Senators again before the franchise moved to St. Louis (then known as the Eagles). Howe went with them, but the financially-strapped team sold Howe and defenseman Ralph (Scotty) Bowman – no relation to the Red Wings' former coach – to Detroit for Teddy Graham and \$50,000.

Howe went on to help the Red Wings win their first three Stanley Cups and holds the team record for goals in a game with six on Feb. 3, 1944, against the New York Rangers at Olympia. When Howe retired in 1946, he was the NHL's all-time leading scorer with 528 points. Goodfellow was elected to the Hockey Hall of Fame in 1963 and Howe in 1965.

Sid Abel, a young man from Melville, Saskatchewan, joined the Red Wings for part of the 1938-39 season. Abel played in only 15 games with Detroit that season and 24 the next as he split time between the NHL and the American Hockey League, but he became a regular in 1940-41.

The 1940s

Abel finished fifth in league scoring with 49 points in 1941-42 and became the captain of the Red Wings in 1942-43.

Detroit's blue line also got a boost in 1938-39 when Jack Stewart was introduced to the NHL. His dark features and physical game earned him the nickname 'Black Jack' Stewart, as he terrorized opposing forwards with bone-crushing hits and his great strength.

The Red Wings advanced to the Stanley Cup Finals in 1941 and 1942, losing to the Boston Bruins and the Toronto Maple Leafs, respectively. The Bruins swept the Red Wings in four games as Detroit was thwarted by the spectacular goaltending of Frank Brimsek, who lived up to his nickname



THE PRODUCTION LINE: GORDIE HOWE, SID ABEL & TED LINDSAY

of 'Mr. Zero' by allowing only six goals to Detroit in the series.

The Red Wings won the first three games of the 1942 Stanley Cup Final against the Maple Leafs, but Toronto rallied to win the next four to win the Cup. It was the first and only time a team has come back from a three games to none Cup Final deficit and only one of four times in NHL history that a team has lost a playoff series after winning the first three games (the NY Islanders came back on Pittsburgh in 1975, Philadelphia beat Boston in 2010 and Los Angeles defeated San Jose in 2014).

The Red Wings would get their revenge on the Bruins and Brimsek by winning the third Stanley Cup in team history with a four-game sweep of Boston in 1943. Detroit had also finished first overall with 61 points and a 25-14-11 record in 1942-43, the first season of the 'Original Six' six-team NHL (the league had ranged from four-to-ten teams from its beginning in 1917-18 through 1941-42). That season began what has become known as the NHL's 'Golden Age,' which lasted through the 1966-67 season, after which the league doubled in size to 12 teams.

The 1944 season saw an offensive explosion in the NHL as many of the league's best defensive players were serving in World War II (both Abel and Stewart served in the Royal Canadian Air Force in

1943-44 and 1944-45). The NHL's leading scorer, Boston's Herb Cain, had 36 goals and 82 points, and the Red Wings' Carl Liscombe finished fourth in the scoring race with a team-record 36 goals, 37 assists and 73 points.

Detroit wouldn't capture the Stanley Cup again until 1950, but the late '40s would see the arrival of a group of players who would become not only Red Wing legends, but NHL legends as well.

With the promotions of Ted Lindsay (1944-45), Gordie Howe (1946-47), Red Kelly (1947-48) and Terry Sawchuk (1949-50) to the NHL and the return of both Abel and Stewart from the RCAF, one of the greatest dynasties in NHL history was set into motion.

Adams handed the coaching reins to Tommy Ivan after the 1946-47 season. Detroit finished second overall during the 1947-48 regular season, five points behind the Toronto Maple Leafs, but the team ran off a streak of seven-straight first overall finishes from 1948-49 through 1954-55 and won four Stanley Cups (1950, 1952, 1954 and 1955).

The 1950s

Lindsay, Howe and Abel terrorized the NHL as members of the 'Production Line.' Kelly became the NHL's top offensive defenseman and Stewart provided more physical play on the blue line before being traded after Detroit won the 1950 Stanley Cup. The Red Wings can thank Pete Babando for that triumph, as he tallied the clinching goal eight minutes and thirty-one seconds into the second overtime period of Game 7 to defeat the New York Rangers four games to three.

Detroit proved to be a talented and deep squad in the 1950 playoffs when Gordie Howe suffered a serious head injury in Game 1 of the first-round playoff series against the Toronto Maple Leafs. Howe almost died and would miss the remainder of the playoffs, but he was out of the hospital in time to join his teammates for the on-ice celebration after Babando's goal in Game 7. The first round of the 1950 playoffs had also featured overtime heroics as Leo Reise scored the OT winners in Games 4 and 7.

Veteran goaltender Harry Lumley backstopped Detroit to the 1950 Stanley Cup victory, but Sawchuk was so impressive in a seven-game

call-up from the minors while Lumley was injured that Lumley was traded to the Chicago Blackhawks before the 1950-51 season to make room for Sawchuk.

Other future Red Wing greats arrived during this period. Defenseman Marcel Pronovost was with the team during the 1949-50 season but didn't play. He made his Detroit debut the following season along with Alex Delvecchio.

Sawchuk staged one of the greatest performances in Stanley Cup playoff history when Detroit captured the 1952 Stanley Cup. He allowed only five goals in eight games as the Red Wings swept both the Toronto Maple Leafs and Montreal Canadiens in four games. Even more incredibly, Sawchuk didn't give up a single goal in any of the four games played at Olympia Stadium.

That was also the first appearance of an octopus on Detroit ice at a hockey game. The eight tentacles represented the eight games that a team needed to win at that time to capture the Stanley Cup.

Another significant event came during the first round of the 1956 playoffs. Lindsay and Howe had received death threats if they played in Game 4 in Toronto; however, both played and the Wings won to end the series. After the game, Lindsay playfully chided the Toronto fans when he skated to center ice and held his stick like a machine gun and pretended to shoot the crowd.

The 1953-54 season was Ivan's last as a coach and the Red Wings gave him a grand send-off with their third Cup in five seasons. The team then repeated as Cup champs the following season in Jimmy Skinner's first season behind the Detroit bench. The Red Wings defeated the Montreal Canadiens in the finals both seasons, winning in five games in 1954 thanks to Tony Leswick's OT goal in Game 5 and in seven games in 1955.

After dropping the 1956 finals to the Canadiens in five games, it seemed that the Red Wings' dynasty would go on for the near future but questionable trades by Adams gutted the team of many good and great players.

Stars like Sawchuk, Lindsay, Kelly and young players like Glenn Hall and Johnny Bucyk were traded between 1955 and 1960 with the team



ALEX DELVECCHIO, GORDIE HOWE & FRANK MAHOVLICH

receiving little in exchange. Sawchuk did return to Detroit, but one of the players sent to the Bruins to reacquire him was Bucyk, who went on to become one of the best left wingers in NHL history.

The 1960s

Detroit did not return to the Stanley Cup Final until 1961, losing to the Chicago Blackhawks. The Red Wings went on to advance to the Cup Final in three of four seasons from 1963-66, but lost each time. The team, now coached by Sid Abel, lost to the Toronto Maple Leafs in 1963 (five games) and 1964 (seven games), and to the Montreal Canadiens in 1966 (six games). It would be 29 years before the Wings would return to the Cup Final and 31 years before they would record another victory in a Stanley Cup Final game.

There had been jubilation at the Olympia on Nov. 10, 1963, when Howe broke Maurice 'Rocket' Richard's record for most career NHL goals with his 545th against Richard's former team, the Montreal Canadiens, and goaltender Charlie Hodge.

Detroit reached the playoffs four times from 1966-67 through 1985-86, a period that was highlighted by the veteran line of Howe, Delvecchio and Frank Mahovlich during the 1968-69 and 1969-70 seasons.



#20 - MICKEY REDMOND

The 1970s

Mickey Redmond became the first Red Wing to score 50 goals in a season in 1972-73 (he would do it again in '73-74). Other highlights during the 1970s included Marcel Dionne's 121 points and Danny Grant's 50 goals in 1974-75.

The team moved to Joe Louis Arena in December 1979 and hosted the NHL All-Star Game in January 1980. The contest featured 50-year old Gordie Howe, who was in his last season with the Hartford Whalers after returning to pro hockey in 1973-74 with the World Hockey Association. He had retired from the Red Wings following the 1970-71 season.

The 1980s

The Norris family finally sold the Red Wings in 1982 to Mike and Marian Ilitch, who owned Little Caesars Pizza.

One of their first hires was Jimmy Devellano as the team's general manager. His first move was to select a shy, 18-year old center named Steve Yzerman with the fourth overall pick of the 1983 NHL Draft.

Detroit made the playoffs in both 1983-84 and 1984-85, but lost in the first round each season. The Red Wings collected only 40 points in 1985-86 to finish last overall in the NHL, but the disappoint-

ing campaign would prove as one step backwards before Detroit would take several steps forward in the right direction.

Detroit hired Jacques Demers, coach of the St. Louis Blues, as their new head coach. Not only did the Red Wings make the playoffs in each of Demers' first two seasons, but they also advanced to the Campbell Conference Finals each season, losing to the Edmonton Oilers in five games both times.

Demers named the 21-year-old Yzerman team captain in 1986. The squad featured other young players like Gerard Gallant, Petr Klima, Bob Probert, Shawn Burr, Adam Oates, Joe Kocur and Steve Chiasson as well as veterans like Dave Barr, Lee Norwood, Tim Higgins, Gilbert Delorme and Harold Snepsts. Demers won the Jack Adams Award as the NHL's Coach of the Year in both 1986-87 and 1987-88.

In 1988-89, Yzerman set franchise records for goals, assists and points with 65 goals, 90 assists and 155 points, which continues to be the highest season point total in NHL history for a player not named Gretzky or Lemieux. Yzerman and linemates Gallant and Paul MacLean combined for 319 points, the most by any line in Red Wings history. Despite their stellar play, Detroit lost in the first round of the playoffs.

The 1989-90 season saw the Red Wings miss the playoffs, ending Demers' run as the Wings head coach. He was replaced by former Washington Capitals coach Bryan Murray, who was also named the team's general manager. The disappointing 1989-90 season would be the last time Detroit would miss the playoffs for a quarter-century, as the franchise authored the third-longest consecutive postseason streak in NHL history by making the playoffs for 25-straight seasons from 1990-91 to 2015-16.

The 1990s

Young players like Sergei Fedorov, Nicklas Lidstrom, Vladimir Konstantinov, Slava Kozlov, Keith Primeau, Martin Lapointe, Darren McCarty and Chris Osgood reached the NHL with the Red Wings and veterans such as Dino Ciccarelli, Paul Coffey and Ray Sheppard were acquired via trade.

All but Primeau, Ciccarelli, Coffey and Sheppard contributed to the Red Wings' Stanley Cup victories in 1997 and 1998.

The Red Wings made the playoffs in 1990-91, but were eliminated in the first round of the playoffs by the St. Louis Blues. Over the next three seasons, the Red Wings were one of the most prolific offensive teams in the NHL and one of the best during the regular season. Detroit finished third in goals in 1991-92 and advanced to the second round before being eliminated by Chicago.

The Red Wings led the NHL in scoring the following two seasons, but were eliminated in the first round both years (Toronto and San Jose).

Murray was fired as coach after the 1992-93 season and the legendary Scotty Bowman was hired to replace him behind the bench. After the team was eliminated by the Sharks, Murray was fired as G.M. He was replaced by a combination of Devellano (who had become the team's senior vice-president when Murray was hired in 1990), assistant general manager Ken Holland, and Bowman (who would serve as the player personnel director).

Bowman did what many considered unthinkable as he took the league's most potent offensive team and began to emphasize defense. He and associate coaches Barry Smith and Dave Lewis instituted the 'left-wing lock system' and veteran defensemen Bob Rouse and Mike Ramsey were signed as free agents. The team also traded defenseman Steve Chiasson to the Calgary Flames for veteran goaltender Mike Vernon during the off-season. That gave the team an experienced goaltender to go along with a young Chris Osgood, who had come up during the 1993-94 season and had been forced to play in the playoffs.

Fedorov came of age during the 1993-94 season as he finished second in the league in scoring with 120 points (56 goals and 64 assists) and won both the Hart Trophy as the NHL MVP and the Frank J. Selke Trophy as the league's best defensive forward. Sheppard also scored 50 goals (52-41-93) to give the Red Wings the first 50-goal pair in franchise history.

The Red Wings were ready to build off that success, but the 1994-95 regular season didn't begin



#29 - MIKE VERNON

until January due to a lockout. When the season did begin, the Red Wings were the best: Coffey won the Norris Trophy as the NHL's top defenseman during the regular season, the Wings clinched the Presidents' Trophy and later advanced to the Stanley Cup Final for the first time since 1966. The Wings, however, were not able to reach their ultimate goal when they were swept by the New Jersey Devils in the Cup Final.

The following regular season was even better as the team won 62 games to break the NHL record for most wins in one season. Not only were the Red Wings a success on the ice, they were a huge story off of it.

Yzerman discovered how Red Wings fans felt about him once and for all. With rumors of a trade swirling, he received a tremendous, deafening ovation when he was introduced at the 1995-96 home opener at Joe Louis Arena. Fans shouted 'Stevie!' 'Stevie!' 'Stevie!' That moment made it clear Yzerman would remain a Red Wing for life.

Early in the season, Detroit sent Sheppard to the San Jose Sharks for veteran Igor Larionov. He teamed up with Fedorov, Kozlov, Konstantinov and

veteran defenseman Slava Fetisov, who had been acquired from New Jersey at the trade deadline the previous season, to form the first all-Russian five-man unit in NHL history. The 'Russian Five' dazzled opponents with their skill and skating ability, becoming the Red Wings' personality.

Individually, Coffey became the first defenseman to collect 1,000 assists, Yzerman scored the 500th goal of his career during the 1995-96 season and Bowman broke the record for the most NHL games coached.

The Red Wings had much to celebrate at the 1996 NHL Awards Show as Bowman won the Jack Adams Award, Osgood and Vernon shared the Jennings Trophy (team with the fewest goals against) and Fedorov repeated as the Selke Trophy winner.

But once again it was playoff disappointment for Detroit, as they were eliminated in the Western Conference Final by the Colorado Avalanche, who would go on to win the 1996 Stanley Cup. That series began the fierce rivalry between the Red Wings and the Avalanche. The most significant incident came in Game 6 when Claude Lemieux drilled the Red Wings' Kris Draper into the boards from behind, resulting in serious facial injuries.

Ciccarelli was traded during the off-season but the Wings weren't done trading, sending Primeau, Coffey and a first-round pick in the 1997 draft to the Hartford Whalers for left wing Brendan Shanahan and minor league defenseman Brian Glynn.

Shanahan was one of the final pieces in Detroit's Stanley Cup puzzle and went on to score 46 goals that season. Veteran defenseman Larry Murphy was acquired at the trade deadline and Joe Kocur, who had been traded to the Rangers in 1991, returned to Detroit as a free agent in December 1996.

The most memorable moment of the regular season came on March 26, 1997, when Darren McCarty exacted revenge on Claude Lemieux for the hit on Draper. It came during an on-ice brawl which featured Colorado goaltender Patrick Roy and Wings goaltender Mike Vernon in a slugfest at center ice. The frenzy helped rally the Wings from a two-goal deficit to a 6-5 overtime victory as McCarty got the game-winner. When Detroit went on to win the Stanley Cup, each player pointed to



VLADIMIR KONSTANTINOV & 1998 STANLEY CUP® CHAMPIONS

that game as the moment they became a team.

In the playoffs, Detroit defeated the Blues in six games, swept the Mighty Ducks of Anaheim in four games (three of which went to overtime), took the Avalanche in six games in the Western Conference Final and swept the Philadelphia Flyers in the 1997 Stanley Cup Final.

Finally, the Red Wings and their fans had won their first Stanley Cup in 42 years. Steve Yzerman's smile as he accepted the Stanley Cup and skated around the Joe Louis Arena ice personified all the emotions the crowd and team were feeling – joy, relief, exuberance and satisfaction. Vernon was voted the Conn Smythe Trophy winner as the playoff MVP.

Tragedy would strike just six days later when Vladimir Konstantinov and team masseur Sergei Mnatsakanov were critically injured in a one-vehicle limousine accident. Fetisov was also in the limousine, but his injuries weren't nearly as serious and he returned to play the following season. For Konstantinov and Mnatsakanov, it was the end of their careers.

Vernon, who wanted a three-year contract, was dealt to the San Jose Sharks. Ken Holland also

became the team's general manager that summer.

Despite the loss of one of the NHL's best defensemen in Konstantinov, the Red Wings played like champions throughout the regular season. The fact the team was never able to truly celebrate its Stanley Cup victory and the constant thoughts of their stricken teammates propelled a driven Red Wings team into the playoffs.

After defeating the Phoenix Coyotes, St. Louis Blues and Dallas Stars in the first three rounds, Detroit swept the Washington Capitals in the Stanley Cup Final with Yzerman winning the Conn Smythe Trophy. After accepting the 1998 Stanley Cup for a consecutive year, the Captain placed it on the lap of Konstantinov. The entire team surrounded Konstantinov, creating an emotional scene that touched fans throughout the sports world. Media from all over the NHL wrote that never had one team deserved to repeat as much as this Red Wings squad.

Their Colorado rival may have eliminated the Red Wings in the second round of the playoffs over the next two seasons, but there was plenty of individual achievement and player movement. In 1998-99, Larry Murphy passed Tim Horton to become the all-time games played leader among defensemen in NHL history.

A surprise came at the trade deadline when longtime Red Wings' nemesis Chris Chelios was acquired from the Chicago Blackhawks. Another surprise acquisition was made when former Dallas Stars forward Pat Verbeek was signed as a free agent. That set up a season of milestones for the Red Wings in 1999-00. Yzerman scored goal No. 600, Verbeek tallied No. 500, Shanahan collected No. 400 and Fedorov earned No. 300. Yzerman also recorded his 1,500th point and 900th assist, while Verbeek registered his 1,000th point.

By the end of the season, only Gordie Howe had played more NHL games than Murphy. The postseason honors continued as Yzerman won the Selke Trophy and was among three Red Wings, along with Shanahan and Lidstrom, to be selected as First Team All-Stars.

The 2000s

The Red Wings finished with the league's sec-



#19 - STEVE YZERMAN 2002 STANLEY CUP® CHAMPION

ond-best record in 2000-01, but were eliminated by Los Angeles during the first round of the 2001 playoffs. After finishing second in Norris Trophy voting for three straight years, Nicklas Lidstrom finally won his first Norris Trophy as the NHL's best defenseman.

Significant moves were made during the summer of 2001. Future Hall of Fame players Dominik Hasek, Brett Hull and Luc Robitaille were added to Detroit's already potent roster. The moves resulted in a league-best 116 points, culminating with the 10th Stanley Cup in franchise history after the Red Wings defeated the Carolina Hurricanes in five games during the 2002 Stanley Cup Final.

Lidstrom, who would go on to win his second-straight Norris Trophy a week after winning the Cup, became the first European-born player to win the Conn Smythe as the playoff MVP. With an NHL-record ninth Stanley Cup as a head coach, Bowman stepped down, retiring after nine seasons behind the Red Wings' bench. The team would eventually be known as the "Hall of Fame Team," as nine members would go on to be inducted in the Hockey Hall of Fame (Chelios, Fedorov, Hasek, Hull, Larionov, Lidstrom, Robitaille, Shanahan and Yzerman).

Several Red Wings reached major milestones throughout the 2002-03 season, including Hull



2002 STANLEY CUP® CHAMPION DETROIT RED WINGS

becoming just the sixth player in NHL history to reach 700 goals. He finished the season with 716 goals, making him fifth best all-time.

The Red Wings took home some hardware at the 2003 NHL Awards when Lidstrom won his third-consecutive Norris Trophy, and Steve Yzerman was awarded the Masterton Trophy for perseverance. He returned to the Detroit lineup late in the regular season following serious offseason knee surgery. Brendan Shanahan was also named the King Clancy Memorial Award winner for his humanitarian efforts, and Darren McCarty was given the NHL Foundation Player Award for his contributions in the community.

The Red Wings brought in Mike Babcock in 2005-06 to take over as head coach for the departed Dave Lewis, who had taken the reigns following Bowman's retirement in 2002. In the first year under Babcock's direction, the Red Wings would win 58 games during the regular season, the second most in franchise history, and capture the Presidents' Trophy as the NHL's regular season champions. Detroit also set an NHL record with 31 road wins. Babcock would go on to become the winningest coach in Red Wings history.

A strong regular season would not translate into postseason success however, as the Red Wings lost

in six games to the eighth-seeded Edmonton Oilers in the first round of the playoffs. Lidstrom won his fourth career Norris Trophy and began a stretch of three-straight seasons of winning the award, while center Pavel Datsyuk took home the first of his four-consecutive Lady Byng Trophies, one-of-two players in league history to accomplish that feat.

The 2006-07 season saw the Red Wings once again reach the 50-win plateau and top the Western Conference with a 50-19-13 record. The Red Wings tied Buffalo atop the NHL standings with 113 points; however, the Sabres won the Presidents' Trophy on a tiebreaker. Detroit's postseason fortunes took a turn as the Red Wings knocked off both Calgary and San Jose in six games each, though the eventual Stanley Cup-champion Anaheim Ducks halted the run in the Western Conference Final.

Stanley returned to Hockeytown in 2008 after a strong regular season campaign. The Red Wings topped 50-wins for a third-consecutive season (54-21-7) and captured the Presidents' Trophy for the sixth time in franchise history. Detroit disposed of the Nashville Predators in round one (six games), swept the Colorado Avalanche in round two, defeated the Dallas Stars in the Western Conference Final (six games) and knocked off the

Pittsburgh Penguins in six games in the Stanley Cup Final to win the 11th Cup in franchise history.

Lidstrom became the first European-born captain to win the Stanley Cup. Henrik Zetterberg was named playoff MVP, joining Lidstrom as the only European players to win the award. The post-season honors continued with Lidstrom winning his third-straight Norris, Datsyuk capturing both the first of three-straight Selke Trophies and his third-straight Lady Byng Trophy, and Chris Osgood and Hasek were awarded the Jennings trophy for fewest goals allowed during the regular season (184).

In an effort to bolster their chances of becoming the first team to repeat as Stanley Cup champions since doing so in 1997 and 1998, the Red Wings inked star forward Marian Hossa to a one-year deal during the offseason, paving the way to a return trip to the Stanley Cup Final. The Red Wings set numerous records in 2008-09, becoming the first team in NHL history to reach the 100-point plateau in nine-straight seasons and winning 50 games for the fourth-straight year, marking the third time in league history a team has done that.

Detroit swept Columbus in the first round of the post-season but needed seven games to advance past Anaheim in the second round. The Red Wings dispatched Chicago in five games during the Western Conference Final to face-off against the Penguins for a Stanley Cup Final rematch. Detroit came up one game short, however, suffering a disappointing 2-1 home loss in Game 7.

The Red Wings authored a 10th-consecutive 100-point season in 2009-10, putting up 102 points over an injury-plagued campaign, needing a late season push to climb to the fifth-seed in the Western Conference playoffs. Thoughts of a third-straight run to the Stanley Cup Final were ended with a five-game second-round loss to San Jose after a seven-game series win over Phoenix in the first round. Datsyuk captured his third-straight Selke, while goaltender Jimmy Howard broke onto the scene with a Calder Trophy nomination.

The 2010s

The early part of the 2010s saw more of the same for the Red Wings, who were annually a popular pre-season pick to make a run at a 12th Stanley Cup championship due to a core



#5 - NICKLAS LIDSTROM 2008 STANLEY CUP® CHAMPION

lineup group that included the prime years of Henrik Zetterberg and Pavel Datsyuk, the ever-consistent play of then-captain Nicklas Lidstrom, and a promising younger nucleus which included the likes of Niklas Kronwall, Valtteri Filppula and Jimmy Howard. Despite extending their NHL record-streak of consecutive 100-point regular seasons to 12-straight by the 2011-12 season and ultimately ending the league's third-longest streak of consecutive playoff appearances at 25 following the 2015-16 season.

In 2010-11, Detroit claimed its ninth Central Division title in the last 10 years, and Lidstrom tied Doug Harvey for the second-most Norris Trophy wins all-time with his seventh. Chris Osgood also made history by becoming the 10th goaltender in league history to win 400 career games, doing so in spectacular fashion with a career-high 46 saves in an overtime win over Colorado. The following season, the Red Wings made more history by logging 23-straight regular-season home wins, undefeated at Joe Louis Arena from Nov. 5-Feb. 19. Lidstrom would announce his retirement following the season, ultimately ending a first-ballot Hall of Fame career with four Stanley Cups, seven Norris Trophies, 1,564 total games played and the distinction of never missing the playoffs during his illustrious 20-year career.

Zetterberg was named the 36th captain franchise history prior to the 2012-13 season and

would guide the Red Wings to playoff berths in each of his first four seasons as captain. The Red Wings also shifted back to the Eastern Conference for the 2013-14 campaign, after NHL realignment saw them placed in the Atlantic Division. That season, the Red Wings set a franchise record for man games lost due to injury or illness (421), and Mike Babcock became the winningest coach in franchise history (passing Scotty Bowman and Jack Adams) in his final season behind the bench.

Jeff Blashill succeeded Babcock as head coach after leading the American Hockey League's Grand Rapids Griffins to a 2013 Calder Cup championship, setting the stage for a number of AHL-to-NHL graduations of the team's top prospects over the next several seasons, including Gustav Nyquist, Tomas Tatar and Danny DeKeyser. Detroit qualified for the playoffs in Blashill's first season as head coach but suffered a second-consecutive first-round playoff loss to the Tampa Bay Lightning, who were guided by former Red Wings captain Steve Yzerman as general manager.

The next several seasons saw the Red Wings become a team in transition, as their two-and-a-half decades of annual postseason contention resulted in years of both a low draft position and a number of early-round draft picks traded for veteran players, combined with an aging core, and Detroit's incredible consecutive postseason streak finally came to an end in 2016-17. That season marked a transition on many fronts, as it was the Red Wings' final season playing at Joe Louis Arena. The riverfront venue hosted its final NHL game on April 9, 2017, with Zetterberg notching a goal and an assist in what was also his 1,000th NHL game.

The Red Wings moved to a new stadium in the heart of downtown Detroit in 2017-18 – the state-of-the-art, award-winning Little Caesars Arena – which, combined with the NBA's Detroit Pistons move from the Palace of Auburn Hills to Little Caesars Arena, gives the city of Detroit the unique distinction of having the closest proximity of its four major professional sports teams (along with the MLB's Detroit Tigers and NFL's Detroit Lions).

On April 19, 2019, the Red Wings introduced Steve Yzerman as the team's executive vice president and general manager, welcoming him back to the organization he spent 27 years with as a



JANUARY 15, 2013 - HENRIK ZETTERBERG NAMED 36TH CAPTAIN

player and in the front office after he built the Lightning into one of the NHL's model franchises for becoming a Stanley Cup contender through drafting and development over his eight seasons as general manager. Yzerman inherits a lineup with many young players set to push for roster spots over the next several seasons, as outgoing general manager Ken Holland amassed a plethora of draft picks and prospects over his final years in the role.

As Detroit looks ahead to the next decade, the 2019-20 campaign promises excitement. Yzerman takes over a team that has missed the playoffs in each of the last three years, but has progressively gotten younger and seen the likes of Dylan Larkin, Anthony Mantha, Andreas Athanasiou and Tyler Bertuzzi step up to core roles on the team, while being surrounded by the likes of Henrik Zetterberg and Niklas Kronwall, who each retired in back-to-back offseasons in 2018 and 2019, in an effort to pass on the winning culture to a new generation of players. Combined with recent first-round draft choices such as Dennis Cholowski, Michael Rasmussen, Filip Zadina, Joe Veleno and Moritz Seider, the Red Wings are in the midst of establishing a new core of players to lead the team back to Stanley Cup contention in the years to come.



FRANCHISE FIRST

Tyler Bertuzzi accomplished something late in the season that no other player in Detroit franchise history has ever done, as he recorded four-straight three-point games between March 28 and April 2. Only 10 other players have done so in the NHL since 1992-93, and Bertuzzi became the first to do so since Keith Tkachuk for St. Louis in 2005-06.

ALL-TIME SEASON RECORDS

SEASON	GP	W	L	T	PTS	GF	GA	DIVISION	COACH
1926-27	44	12	28	4	28	76	105	5th@	Art Duncan/Duke Keats*
1927-28	44	19	19	6	44	88	79	4th@	Jack Adams
1928-29	44	19	16	9	47	72	63	3rd	Adams
1929-30	44	14	24	6	34	117	133	4th@	Adams
1930-31	44	16	21	7	39	102	105	4th@	Adams
1931-32	48	18	20	10	46	95	108	3rd	Adams
1932-33	48	25	15	8	58	111	93	2nd	Adams
1933-34	48	24	14	10	58	113	98	1st	Adams
1934-35	48	19	22	7	45	127	114	4th@	Adams
1935-36	48	24	16	8	56	124	103	1st-SC	Adams
1936-37	48	25	14	9	59	128	102	1st-SC	Adams
1937-38	48	12	25	11	35	99	133	4th@	Adams
1938-39	48	18	24	6	42	107	128	5th	Adams
1939-40	48	16	26	6	38	90	126	5th	Adams
1940-41	48	21	16	11	53	112	102	3rd	Adams
1941-42	48	19	25	4	42	140	147	5th	Adams
1942-43	50	25	14	11	61	169	124	1st-SC	Adams
1943-44	50	26	18	6	58	214	177	2nd	Adams
1944-45	50	31	14	5	67	218	161	2nd	Adams
1945-46	50	20	20	10	50	146	159	4th	Adams
1946-47	60	22	27	11	55	190	193	4th	Adams
1947-48	60	30	18	12	72	187	148	2nd	Tommy Ivan
1948-49	60	34	19	7	75	195	145	1st	Ivan
1949-50	70	37	19	14	88	229	164	1st-SC	Ivan
1950-51	70	44	13	13	101	236	139	1st	Ivan
1951-52	70	44	14	12	100	215	133	1st-SC	Ivan
1952-53	70	36	16	18	90	222	133	1st	Ivan
1953-54	70	37	19	14	88	191	132	1st-SC	Ivan
1954-55	70	42	17	11	95	204	134	1st-SC	Jimmy Skinner
1955-56	70	30	24	16	76	183	148	2nd	Skinner
1956-57	70	38	20	12	88	198	157	1st	Skinner
1957-58	70	29	29	12	70	176	207	3rd	Skinner/Sid Abel
1958-59	70	25	37	8	58	167	218	6th@	Abel
1959-60	70	26	29	15	67	186	197	4th	Abel
1960-61	70	25	29	16	66	195	215	4th	Abel
1961-62	70	23	33	14	60	184	219	5th@	Abel
1962-63	70	32	25	13	77	200	194	4th	Abel
1963-64	70	30	29	11	71	191	204	4th	Abel
1964-65	70	40	23	7	87	224	175	1st	Abel
1965-66	70	31	27	12	74	221	194	4th	Abel
1966-67	70	27	39	4	58	212	241	5th@	Abel
1967-68	74	27	35	12	66	245	257	6th@	Abel
1968-69	76	33	31	12	78	239	221	5th@	Bill Gadsby
1969-70	76	40	21	15	95	246	199	3rd	Gadsby/Abel
1970-71	78	22	45	11	55	209	308	7th@	Ned Harkness/Doug Barkley
1971-72	78	33	35	10	76	261	262	5th@	Barkley/Johnny Wilson
1972-73	78	37	29	12	86	265	243	5th@	Wilson
1973-74	78	29	39	10	68	255	319	6th@	Ted Garvin/Alex Delvecchio

ALL-TIME SEASON RECORDS

SEASON	GP	W	L	T	OTL	PTS	GF	GA	DIVISION	COACH
1974-75	80	23	45	12	---	58	259	335	4th@	Delvecchio
1975-76	80	26	44	10	---	62	226	300	4th@	Barkley/Delvecchio/Dea*
1976-77	80	16	55	9	---	41	183	309	5th@	Billy Dea*/Larry Wilson
1977-78	80	32	34	14	---	78	252	266	2nd	Bobby Kromm
1978-79	80	23	41	16	---	62	252	295	5th@	Kromm
1979-80	80	26	43	11	---	63	268	306	5th@	Kromm/Ted Lindsay
1980-81	80	19	43	18	---	56	252	339	5th@	Lindsay/Wayne Maxner
1981-82	80	21	47	12	---	54	270	351	6th@	Maxner/Dea
1982-83	80	21	44	15	---	57	263	344	5th@	Nick Polano
1983-84	80	31	42	7	---	69	298	323	3rd	Polano
1984-85	80	27	41	12	---	66	313	357	3rd	Polano
1985-86	80	17	57	6	---	40	266	415	5th@	Harry Neale/Brad Park
1986-87	80	34	36	10	---	78	260	274	2nd	Jacques Demers
1987-88	80	41	28	11	---	93	322	269	1st	Demers
1988-89	80	34	34	12	---	80	313	316	1st	Demers
1989-90	80	28	38	14	---	70	288	323	5th@	Demers
1990-91	80	34	38	8	---	76	273	298	3rd	Bryan Murray
1991-92	80	43	25	12	---	98	320	256	1st	Murray
1992-93	84	47	28	9	---	103	369	280	2nd	Murray
1993-94	84	46	30	8	---	100	356	275	1st	Scotty Bowman
1995	48	33	11	4	---	70	180	117	1st	Bowman
1995-96	82	62	13	7	---	131	325	181	1st	Bowman
1996-97	82	38	26	18	---	94	253	197	2nd-SC	Bowman
1997-98	82	44	23	15	---	103	250	196	2nd-SC	Bowman
1998-99	82	43	32	7	---	93	245	202	1st	Bowman+
1999-00	82	48	#22	10	2	108	278	210	2nd	Bowman
2000-01	82	49	\$20	9	4	111	253	202	1st	Bowman
2001-02	82	51	17	10	4	116	251	187	1st-SC	Bowman
2002-03	82	48	20	10	4	110	269	203	1st	Dave Lewis
2003-04	82	48	21	11	2	109	255	189	1st	Lewis
2004-05	---	---	---	---	---	---	---	---	---	
2005-06	82	58	16	---	8	124	305	209	1st	Mike Babcock
2006-07	82	50	19	---	13	113	254	199	1st	Babcock
2007-08	82	54	21	---	7	115	257	184	1st-SC	Babcock
2008-09	82	51	21	---	10	112	295	244	1st	Babcock
2009-10	82	44	24	---	14	102	229	216	2nd	Babcock
2010-11	82	47	25	---	10	104	261	241	1st	Babcock
2011-12	82	48	28	---	6	102	248	203	3rd	Babcock
2012-13	48	24	16	---	8	56	121	115	3rd	Babcock
2013-14	82	39	28	---	15	93	222	230	4th	Babcock
2014-15	82	43	25	---	14	100	235	221	3rd	Babcock
2015-16	82	41	30	---	11	93	211	224	3rd	Jeff Blashill
2016-17	82	33	36	---	13	79	207	244	7th@	Blashill
2017-18	82	30	39	---	13	73	217	255	5th@	Blashill
2018-19	82	32	40	---	10	74	227	277	7th@	Blashill
TOTALS	6,434	2,953	2,498	815	168	6,889	19,828	19,036		

@-Out of playoffs SC-Won Stanley Cup *-Interim coach

- A loss in overtime was counted as a regulation tie and a loss but given a point. (2 RT)

\$ - A loss in overtime is now counted as an overtime loss, not a loss and given a point.

1st - 29; 2nd - 12; 3rd - 12; 4th - 15; 5th - 17; 6th - 4; 7th - 3

+ - Scotty Bowman missed first five games of regular season

ALL-TIME HOME & AWAY RECORDS

HOME					AWAY				
Won	Lost	Tied	Pts	Season	Games	Won	Lost	Tied	Pts
5	16	0	10	1926-27	44	7	12	4	18
9	10	3	21	1927-28	44	10	9	3	23
11	6	5	27	1928-29	44	8	10	4	20
9	10	3	21	1929-30	44	5	14	3	13
10	7	5	25	1930-31	44	6	14	2	14
15	3	6	36	1931-32	48	3	17	4	10
17	3	4	38	1932-33	48	8	12	4	20
15	5	4	34	1933-34	48	9	9	6	24
11	8	5	27	1934-35	48	8	14	2	18
14	5	5	33	1935-36	48	10	11	3	23
14	5	5	33	1936-37	48	11	9	4	26
8	10	6	22	1937-38	48	4	15	5	13
14	8	2	30	1938-39	48	4	16	4	12
11	10	3	25	1939-40	48	5	16	3	13
14	5	5	33	1940-41	48	7	11	6	20
14	7	3	31	1941-42	48	5	18	1	11
16	4	5	37	1942-43	50	9	10	6	24
18	5	2	38	1943-44	50	8	13	4	20
19	5	1	39	1944-45	50	12	9	4	28
16	5	4	36	1945-46	50	4	15	6	14
14	10	6	34	1946-47	60	8	17	5	21
16	9	5	37	1947-48	60	14	9	7	35
21	6	3	45	1948-49	60	13	13	4	30
19	9	7	45	1949-50	70	18	10	7	43
25	3	7	57	1950-51	70	19	10	6	44
24	7	4	52	1951-52	70	20	7	8	48
20	5	10	50	1952-53	70	16	11	8	40
24	4	7	55	1953-54	70	13	15	7	33
25	5	5	55	1954-55	70	17	12	6	40
21	6	8	50	1955-56	70	9	18	8	26
23	7	5	51	1956-57	70	15	13	7	37
16	11	8	40	1957-58	70	13	18	4	30
13	17	5	31	1958-59	70	12	20	3	27
18	14	3	39	1959-60	70	8	15	12	28
15	13	7	37	1960-61	70	10	16	9	29
17	11	7	41	1961-62	70	6	22	7	19
19	10	6	44	1962-63	70	13	15	7	33
23	9	3	49	1963-64	70	7	20	8	22
25	7	3	53	1964-65	70	15	16	4	34
20	8	7	47	1965-66	70	11	19	5	27
21	11	3	45	1966-67	70	6	28	1	13
18	15	4	40	1967-68	74	9	20	8	26
23	8	7	53	1968-69	76	10	23	5	25
20	11	7	47	1969-70	76	20	10	8	48
17	15	7	41	1970-71	78	5	30	4	14
25	11	3	53	1971-72	78	8	24	7	23

ALL-TIME HOME & AWAY RECORDS

HOME					AWAY						
Won	Lost	Tied	OT	Pts	Season	Games	Won	Lost	Tied	OT	Pts
22	12	5	--	49	1972-73	78	15	17	7	--	37
21	12	6	--	48	1973-74	78	8	27	4	--	20
17	17	6	--	40	1974-75	80	6	28	6	--	18
17	15	8	--	42	1975-76	80	9	29	2	--	20
12	22	6	--	30	1976-77	80	4	33	3	--	11
22	11	7	--	51	1977-78	80	10	23	7	--	27
15	17	8	--	38	1978-79	80	8	24	8	--	24
14	21	5	--	33	1979-80	80	12	22	6	--	30
16	15	9	--	41	1980-81	80	3	28	9	--	15
15	19	6	--	36	1981-82	80	6	28	6	--	18
14	19	7	--	35	1982-83	80	7	25	8	--	22
18	20	2	--	38	1983-84	80	13	22	5	--	31
19	14	7	--	45	1984-85	80	8	27	5	--	21
10	26	4	--	24	1985-86	80	7	31	2	--	16
20	14	6	--	46	1986-87	80	14	22	4	--	32
24	10	6	--	54	1987-88	80	17	18	5	--	39
20	14	6	--	46	1988-89	80	14	20	6	--	34
20	14	6	--	46	1989-90	80	8	24	8	--	24
26	14	0	--	52	1990-91	80	8	24	8	--	24
24	12	4	--	52	1991-92	80	19	13	8	--	46
25	14	3	--	53	1992-93	84	22	14	6	--	50
23	13	6	--	52	1993-94	84	23	17	2	--	48
17	4	3	--	37	1994-95	48	16	7	1	--	33
36	3	2	--	74	1995-96	82	26	10	5	--	57
20	12	9	--	49	1996-97	82	18	14	9	--	45
25	8	8	--	58	1997-98	82	19	15	7	--	45
27	12	2	--	56	1998-99	82	6	20	5	--	37
28	10*	3	--	60	1999-00	82	20	14*	7	--	48
27	11	3	--	59	2000-01#	82	22	13	6	--	52
28	8	5	--	62	2001-02#	82	23	13	5	--	54
28	8	5	--	63	2002-03#	82	20	16	5	--	47
30	7	4	--	64	2003-04#	82	18	14	7	--	45
--	--	--	--	--	2004-05	--	--	--	--	--	--
27	9	--	5	59	2005-06	82	31	7	--	3	65
29	4	--	8	66	2006-07	82	21	15	--	5	47
29	9	--	3	61	2007-08	82	25	12	--	4	54
27	9	--	5	59	2008-09	82	24	12	--	5	53
25	10	--	6	56	2009-10	82	19	14	--	8	46
21	14	--	6	48	2010-11	82	26	11	--	4	56
31	7	--	3	65	2011-12	82	17	21	--	3	37
13	7	--	4	30	2012-13	48	11	9	--	4	26
18	13	--	10	46	2013-14	82	21	15	--	5	47
22	10	--	9	53	2014-15	82	21	15	--	5	47
22	13	--	6	50	2015-16	82	19	17	--	5	43
17	17	--	7	41	2016-17	82	16	19	--	6	38
16	16	--	9	41	2017-18	82	14	23	--	4	32
17	19	--	5	39	2018-19	82	15	21	--	5	35
* Includes one regulation tie.											
# Losses include any overtime losses.											

RED WINGS vs. ALL NHL TEAMS

SINCE 1926-27 SEASON

DETROIT RED WINGS VS.	GP	W	L	T	OTL	PTS
Chicago Blackhawks	737	368	270	84	15	837
Toronto Maple Leafs	669	286	283	93	^7	672
New York Rangers	593	270	214	103	6	649
Boston Bruins	604	258	245	95	6	617
Montreal Canadiens	593	207	286	96	4	514
St. Louis Blues	285	124	116	37	^8	293
Dallas Stars (a)	255	113	102	34	6	266
Vancouver Canucks	174	92	57	18	7	209
Los Angeles Kings	202	88	85	27	2	205
Arizona Coyotes (c)	143	72	45	22	4	170
Calgary Flames (b)	162	73	70	16	3	165
Pittsburgh Penguins	157	70	67	16	4	160
Edmonton Oilers	131	66	41	13	11	156
Buffalo Sabres	141	65	58	13	5	148
Colorado Avalanche (d)	125	66	44	5	10	147
Philadelphia Flyers	142	52	64	21	5	130
Nashville Predators	97	58	27	4	8	128
Columbus Blue Jackets	92	55	24	1	12	123
Washington Capitals	119	50	48	16	5	121
San Jose Sharks	94	56	30	4	4	120
New York Islanders	115	54	50	6	5	119
New Jersey Devils (e)	105	52	39	11	3	118
Anaheim Ducks	87	52	24	7	4	115
Carolina Hurricanes (f)	85	45	32	8	0	98
Minnesota Wild	59	37	13	3	6	83
Ottawa Senators	50	31	16	1	2	65
Tampa Bay Lightning	58	29	22	2	5	65
Florida Panthers	48	23	11	5	9	60
Winnipeg Jets (g)	26	14	10	0	2	30
Vegas Golden Knights	4	2	2	0	0	4
Defunct Teams (*)	282	125	103	54	0	304
TOTALS	6,434	2,953	2,498	815	168	6,889

a - Formerly Minnesota North Stars

b - Formerly Atlanta Flames

c - Formerly Winnipeg Jets (1979-96)

d - Formerly Quebec Nordiques

e - Formerly Kansas City Scouts, Colorado Rockies

f - Formerly Hartford Whalers

g - Formerly Atlanta Thrashers

(*) - Includes records vs. Montreal Maroons, New York Americans, Ottawa Senators (1917-31),

Pittsburgh Pirates, Philadelphia Quakers, St. Louis Eagles, California Golden Seals and Cleveland Barons.

^ In 1999-00, teams were not awarded a point for a loss in overtime

RED WINGS HOME vs. ALL NHL TEAMS

SINCE 1926-27 SEASON

DETROIT RED WINGS VS.	GP	W	L	T	OTL	PTS
Chicago Blackhawks	367	219	108	33	7	478
Toronto Maple Leafs	337	175	112	46	^4	400
New York Rangers	297	173	77	45	2	393
Boston Bruins	301	163	83	52	3	381
Montreal Canadiens	296	136	105	53	2	327
St. Louis Blues	143	70	52	17	4	161
Dallas Stars (a)	128	65	44	16	3	149
Vancouver Canucks	87	53	21	8	5	119
Los Angeles Kings	101	52	36	13	0	117
Pittsburgh Penguins	78	48	16	12	2	110
Calgary Flames (b)	80	43	26	10	1	97
Buffalo Sabres	72	42	22	5	3	92
Philadelphia Flyers	72	38	21	10	3	89
Arizona Coyotes (c)	72	39	23	8	2	88
Edmonton Oilers	66	40	19	3	4	87
Colorado Avalanche (d)	62	35	18	1	8	79
Nashville Predators	49	33	9	2	5	73
New Jersey Devils (e)	53	34	16	2	1	71
Anaheim Ducks	43	33	7	3	0	69
San Jose Sharks	46	32	10	1	3	68
Washington Capitals	60	27	19	11	3	68
Columbus Blue Jackets	45	29	9	0	7	65
New York Islanders	57	30	23	2	2	64
Carolina Hurricanes (f)	43	24	12	7	0	55
Minnesota Wild	30	20	5	1	4	45
Tampa Bay Lightning	28	17	6	1	4	39
Ottawa Senators	24	15	8	0	1	31
Florida Panthers	23	8	5	3	7	26
Winnipeg Jets (g)	14	8	4	0	2	18
Vegas Golden Knights	2	0	2	0	0	0
Defunct Teams (*)	141	76	40	25	0	177
TOTALS	3,217	1,777	958	390	92	4,036

a - Formerly Minnesota North Stars

b - Formerly Atlanta Flames

c - Formerly Winnipeg Jets (1979-96)

d - Formerly Quebec Nordiques

e - Formerly Kansas City Scouts, Colorado Rockies

f - Formerly Hartford Whalers

g - Formerly Atlanta Thrashers

(*) - Includes records vs. Montreal Maroons, New York Americans, Ottawa Senators (1917-31),

Pittsburgh Pirates, Philadelphia Quakers, St. Louis Eagles, California Golden Seals and Cleveland Barons.

^ In 1999-00, teams were not awarded a point for a loss in overtime

RED WINGS ROAD vs. ALL NHL TEAMS

SINCE 1926-27 SEASON

DETROIT RED WINGS VS.	GP	W	L	T	OTL	PTS
Chicago Blackhawks	370	149	162	51	8	357
Toronto Maple Leafs	332	111	171	47	3	272
New York Rangers	296	97	137	58	4	256
Boston Bruins	303	95	162	43	3	236
Montreal Canadiens	297	71	181	43	2	187
St. Louis Blues	142	54	64	20	^4	132
Dallas Stars (a)	127	48	58	18	3	117
Vancouver Canucks	87	39	36	10	2	90
Los Angeles Kings	101	36	49	14	2	88
Arizona Coyotes (b)	71	33	22	14	2	82
Edmonton Oilers	65	26	22	10	7	69
Colorado Avalanche (c)	63	31	26	4	3	68
Calgary Flames (d)	82	30	44	6	1	68
Columbus Blue Jackets	47	26	15	1	5	58
Buffalo Sabres	69	23	36	8	2	56
Nashville Predators	48	25	18	2	3	55
New York Islanders	58	24	27	4	3	55
Washington Capitals	59	23	29	5	2	53
San Jose Sharks	48	24	20	3	1	52
Pittsburgh Penguins	79	22	51	4	2	50
New Jersey Devils (e)	52	18	23	9	2	47
Anaheim Ducks	44	19	17	4	4	46
Carolina Hurricanes (f)	42	21	20	1	0	43
Philadelphia Flyers	70	14	43	11	2	41
Minnesota Wild	29	17	8	2	2	38
Ottawa Senators	26	16	8	1	1	34
Florida Panthers	25	15	6	2	2	34
Tampa Bay Lightning	30	12	16	1	1	26
Winnipeg Jets (g)	12	6	6	0	0	12
Vegas Golden Knights	2	2	0	0	0	4
Defunct Teams (*)	141	49	63	29	0	127
TOTALS	3,217	1,176	1,540	425	76	2,853

a - Formerly Minnesota North Stars

b - Formerly Winnipeg Jets (1979-96)

c - Formerly Quebec Nordiques

d - Formerly Atlanta Flames

e - Formerly Kansas City Scouts, Colorado Rockies

f - Formerly Hartford Whalers

g - Formerly Atlanta Thrashers

(*) - Includes records vs. Montreal Maroons, New York Americans, Ottawa Senators (1917-31), Pittsburgh Pirates, Philadelphia Quakers, St. Louis Eagles, California Golden Seals and Cleveland Barons.

^ - In 1999-00, teams were not awarded a point for a loss in overtime

RED WINGS HOLIDAY RECORDS

HOME OPENERS

LITTLE CAESARS ARENA

2018	Columbus	L	2-3	OT
2017	Minnesota	W	4-2	

JOE LOUIS ARENA

2016	Ottawa	W	5-1	
2015	Toronto	W	4-0	
2014	Boston	W	2-1	
2013	Buffalo	W	2-1	
2013**	Dallas	L	1-2	
2011	Ottawa	W	5-3	
2010	Anaheim	W	4-0	
2009	Chicago	W	3-2	
2008	Toronto	L	2-3	
2007	Anaheim	W	3-2	SO
2006	Vancouver	L	1-3	
2005	St. Louis	W	5-1	
2003	Los Angeles	W	3-2	
2002	Montreal	L	2-3	
2001	Calgary	L	2-4	
2000	Edmonton	L	3-4	
1999	Buffalo	W	2-0	
1998	St. Louis	W	4-1	
1997	Dallas	W	3-1	
1996	Edmonton	W	2-0	
1995	Edmonton	W	9-0	
1995*	Chicago	W	4-1	
1993	St. Louis	L	2-5	
1992	Quebec	L	2-4	
1991	Montreal	L	1-4	
1990	Calgary	W	6-5	
1989	Winnipeg	W	5-4	
1988	St. Louis	T	8-8	
1987	Toronto	W	3-2	
1986	Chicago	W	4-3	
1985	Minnesota	L	5-6	
1984	New Jersey	W	4-1	
1983	New Jersey	L	3-6	
1982	Minnesota	T	3-3	
1981	St. Louis	W	6-3	
1980	NY Islanders	L	4-6	

*January 20, 1995 (48-game season)

**January 22, 2013 (48-game season)

OLYMPIA STADIUM

1979	Philadelphia	L	3-7	
1978	St. Louis	L	4-5	
1977	Toronto	T	3-3	
1976	Washington	T	3-3	
1975	St. Louis	T	1-1	
1974	Chicago	W	2-1	
1973	Boston	L	4-9	

1972	NY Rangers	W	5-3	
1971	Minnesota	L	2-4	
1970	California	W	5-3	
1969	Toronto	W	3-2	
1968	Toronto	L	1-2	
1967	NY Rangers	W	3-2	
1966	Chicago	L	4-7	
1965	Toronto	W	3-0	
1964	Toronto	L	3-5	
1963	Chicago	W	5-3	
1962	Montreal	W	3-1	
1961	Toronto	L	2-4	
1960	Chicago	L	2-4	
1959	NY Rangers	W	4-2	
1958	NY Rangers	W	3-0	
1957	NY Rangers	L	2-3	
1956	Chicago	W	3-1	
1955	Chicago	L	2-3	
1954	Toronto	W	2-1	
1953	NY Rangers	W	4-1	
1952	NY Rangers	W	5-3	
1951	Boston	W	1-0	
1950	NY Rangers	W	3-2	
1949	Boston	W	2-1	
1948	Chicago	W	3-1	
1947	Chicago	W	4-2	
1946	Toronto	T	3-3	
1945	Boston	W	7-0	
1944	Boston	W	7-1	
1943	NY Rangers	W	8-3	
1942	Boston	W	3-0	
1941	NY Americans	T	3-3	
1940	NY Americans	W	4-2	
1939	NY Rangers	T	1-1	OT
1938	Boston	L	1-4	
1937	NY Rangers	L	0-3	
1936	NY Rangers	W	5-2	
1935	NY Rangers	T	1-1	OT
1934	Boston	L	2-4	
1933	NY Americans	W	5-2	
1932	Chicago	W	3-1	
1931	NY Americans	L	2-5	
1930	NY Rangers	W	1-0	
1929	Boston	L	2-5	
1928	NY Rangers	L	0-2	
1927	Ottawa	L	1-2	

WINDSOR ARENA

1926	Boston	L	0-2	
------	--------	---	-----	--

OVERALL RECORD: 51-31-9-1

RED WINGS HOLIDAY RECORDS

HALLOWEEN

2017	Arizona	W	5-3	1976	@NY Rangers	W	6-5
2015	@Ottawa	W	5-3	1971	Pittsburgh	W	3-1
2014	Los Angeles	W	5-2	1969	Oakland	W	3-1
2009	@Calgary	W	3-1	1968	Boston	W	7-5
2001	@Dallas	W	4-3	1965	Montreal	T	2-2
2000	@Washington	L	2-6	1963	NY Rangers	W	4-1
1998	@Dallas	L	2-3	1959	@Montreal	T	2-2
1997	Los Angeles	L	1-5	1953	Boston	L	1-3
1992	@Toronto	L	1-3	1948	Montreal	W	4-1
1987	@St. Louis	T	3-3	1943	NY Rangers	W	8-3
1985	@New Jersey	T	2-2				
1981	@Minnesota	L	4-5				
1979	Minnesota	L	3-5				

OVERALL RECORD: 12-7-4-0

NEW YEAR'S EVE

2018	Florida	L	3-4	SO	1975	Washington	W	4-0
2017	Pittsburgh	W	4-1		1974	California	W	4-3
2015	Pittsburgh	L	2-5		1973	Buffalo	L	5-6
2014	New Jersey	W	3-1		1972	Minnesota	T	4-4
2011	St. Louis	W	3-0		1971	California	W	6-3
2010	NY Islanders	L	3-4	OT	1970	Chicago	L	3-8
2009	Colorado	W	4-2		1969	Boston	W	5-1
2007	St. Louis	L	0-2		1968	Minnesota	W	6-3
2006	Los Angeles	W	6-2		1967	Boston	W	6-4
2005	Columbus	W	5-2		1966	Boston	W	3-1
2003	Atlanta	W	6-5	OT	1965	Chicago	L	1-4
2002	St. Louis	W	5-1		1964	Chicago	T	1-1
2001	Minnesota	W	4-2		1963	Toronto	L	4-5
2000	Los Angeles	W	2-1		1962	NY Rangers	T	1-1
1999	Chicago	T	4-4		1961	Toronto	W	4-2
1998	Toronto	L	2-4		1960	Chicago	L	0-3
1997	St. Louis	W	5-2		1959	Toronto	L	2-4
1995	Hartford	W	3-2		1958	Chicago	L	2-4
1993	Los Angeles	T	4-4		1957	Chicago	W	3-2
1992	Ottawa	W	5-4	OT	1956	@NY Rangers	W	1-0
1991	Boston	L	3-5		1955	Toronto	T	2-2
1990	Chicago	L	0-4		1953	Montreal	T	2-2
1989	New Jersey	W	6-4		1952	Montreal	L	0-2
1988	Hartford	L	2-3		1951	Montreal	L	3-5
1987	St. Louis	W	7-2		1950	Toronto	L	2-4
1986	Calgary	W	6-4		1949	@Toronto	W	5-1
1985	NY Islanders	L	4-5	OT	1947	Chicago	W	4-0
1984	Pittsburgh	T	4-4		1946	@NY Rangers	W	5-4
1983	Chicago	W	4-3		1944	Chicago	W	6-2
1982	Chicago	W	4-1		1942	@NY Rangers	W	2-0
1981	Toronto	L	2-5		1939	Toronto	L	2-3
1980	Pittsburgh	W	3-1		1936	NY Americans	W	4-2
1979	Colorado	L	3-5		1927	@Ottawa	L	2-6
1978	Pittsburgh	L	4-5					
1977	Boston	L	0-7					
1976	Cleveland	W	4-2					

OVERALL RECORD: 36-24-8-2

RED WINGS HOLIDAY RECORDS

VALENTINE'S DAY

2019	Ottawa	W	3-2	1967	@Boston	L	3-6
2016	Boston	W	6-5	1965	NY Rangers	W	6-2
2015	Winnipeg	L	4-5 SO	1960	Toronto	L	1-3
2012	Dallas	W	3-1	1957	NY Rangers	W	3-2
2007	@Dallas	W	3-1	1956	NY Rangers	W	5-3
2004	Colorado	L	2-5	1954	Chicago	W	5-0
2001	Carolina	W	4-3 OT	1952	@Chicago	W	3-2
2000	@Phoenix	W	3-1	1945	NY Rangers	W	4-2
1997	@Dallas	L	3-4	1943	Montreal	W	2-1
1993	@Chicago	W	5-3	1942	@Toronto	L	2-4
1990	Los Angeles	W	6-5	1941	Chicago	W	2-1
1987	New Jersey	W	5-1	1939	@Boston	L	1-2
1986	NY Rangers	L	5-7	1937	Toronto	T	3-3
1985	Minnesota	T	5-5	1935	Chicago	L	0-3
1981	Philadelphia	L	1-3	1933	@Montreal	L	2-6
1979	Los Angeles	L	2-3	1932	Chicago	L	1-3
1976	@Minnesota	W	3-2	1931	@Toronto	T	1-1
1975	@Vancouver	L	4-5	1929	@NY Americans	T	1-1
1973	@Los Angeles	T	2-2				
1971	Los Angeles	W	4-0				
1970	@Montreal	W	5-2				

OVERALL RECORD: 20-13-5-1

ST. PATRICK'S DAY

2016	@Columbus	W	3-1	1968	@Minnesota	L	1-5
2012	@San Jose	L	2-3 OT	1966	Boston	W	4-2
2011	@Columbus	W	2-0	1963	Chicago	W	4-2
2009	Philadelphia	W	3-2	1959	Chicago	W	2-0
2007	@Vancouver	L	1-4	1957	Montreal	W	2-1
2002	@NY Rangers	W	5-3	1955*	@Montreal	W	4-1
2001	@Colorado	L	3-5	1951	Chicago	W	8-2
1999	Phoenix	L	3-4	1948	@Boston	T	0-0
1998	Edmonton	W	4-3	1946	Toronto	L	7-11
1996	Calgary	W	4-2	1945	@Toronto	W	4-3
1995	Vancouver	W	3-1	1940	@Chicago	L	1-3
1994	NY Islanders	L	1-3	1938	Toronto	L	2-7
1992	@San Jose	W	5-4	1932	Montreal	W	6-2
1990	@St. Louis	W	4-3	1931	@Boston	L	2-4
1987	Boston	W	3-1	1927	NY Rangers	L	0-2
1984	Minnesota	L	3-4				
1981	Quebec	L	3-4				
1979	@St. Louis	W	3-1				
1977	@Los Angeles	L	2-3				
1970	Los Angeles	W	3-2				

OVERALL RECORD: 20-13-1-1

*forfeited to Detroit at the end of the first period

EASTER

2015	Washington	L	1-2	1970	Boston	T	2-2
2014	@Boston	L	1-4	1967	Chicago	W	4-2
2013	Chicago	L	1-7	1966	@Chicago	W	7-0*
2010	@Philadelphia	L	3-4	1964	@Chicago	W	5-4*
2009	@Chicago	L	0-3	1963	Toronto	W	3-2*
2004	@Nashville	L	1-3	1955	Montreal	W	5-1*
2001	@Los Angeles	L	1-2*	1953	@Boston	L	2-4*
1999	@Dallas	W	3-0	1952	Montreal	W	3-0*
1996	@Chicago	W	4-1	1951	Montreal	W	5-0
1995	@St. Louis	L	5-6	1950	Toronto	W	1-0*
1994	St. Louis	T	3-3	1948	@NY Rangers	L	2-3*
1991	@Chicago	L	1-5	1945	@Boston	L	3-5*
1985	@St. Louis	L	5-6	1940	NY Rangers	W	3-1*
1983	Winnipeg	L	3-8	1932	Montreal Maroons	T	1-1*
1980	@Hartford	L	3-5				
1978	@Washington	W	4-1				
1975	@Washington	W	8-5				
1972	@Chicago	L	1-6				

OVERALL RECORD: 13-16-3-0

*Denotes Playoff game

ALL-TIME COACHING RECORDS

COACH	YEARS	GAMES	WINS	LOSSES	TIES	OT/SO LOSSES
Art Duncan	1926-27	33	10	21	2	--
Duke Keats	1926-27	11	2	7	2	--
Jack Adams	1927-47	964	413	390	161	--
Tommy Ivan	1947-54	470	262	118	90	--
Jimmy Skinner	1954-58	247	123	78	46	--
Sid Abel	1957-68; 69-70	811	340	339	132	--
Bill Gadsby	1968-70	78	35	31	12	--
Ned Harkness	1970-71	38	12	22	4	--
Doug Barkley	1970-72; 75-76	77	20	46	11	--
Johnny Wilson	1971-73	145	67	56	22	--
Ted Garvin	1973-74	11	2	8	1	--
Alex Delvecchio	1973-75; 75-76	155	53	81	21	--
Billy Dea	1975-77; 81-82	100	32	57	11	--
Larry Wilson	1976-77	36	3	29	4	--
Bobby Kromm	1977-80	231	79	111	41	--
Marcel Pronovost	1979-80	9	2	7	0	--
Ted Lindsay	1980-81	20	3	14	3	--
Wayne Maxner	1980-82	129	34	68	27	--
Nick Polano	1982-85	240	79	127	34	--
Harry Neale	1985-86	35	8	23	4	--
Brad Park	1985-86	45	9	34	2	--
Jacques Demers	1986-90	320	137	136	47	--
Bryan Murray	1990-93	244	124	91	29	--
Scotty Bowman	1993-02	701	410	195	88	10
Dave Lewis	2002-04	164	96	41	21	6
Mike Babcock	2005-15	786	458	273	--	105
Jeff Blashill	2015-present	328	136	145	--	47
FRANCHISE TOTALS		6,434	2,953	2,498	815	168

COACHING NOTES

1926-27: Duncan (first 33 games) and Keats (final 11 games); Duncan remained general manager/player...**1957-58:** Skinner (first 38 games) and Abel (final 32 games)...**1969-70:** Gadsby (first 2 games) and Abel (final 74 games)...**1970-71:** Harkness (first 38 games) and Barkley (final 40 games)...**1971-72:** Barkley (first 11 games) and J. Wilson (final 67 games)...**1973-74:** Garvin (first 11 games) and Delvecchio (final 67 games)...**1975-76:** Barkley (first 26 games), Delvecchio (9 games) and Dea (45 games) -- Delvecchio was the official head coach, but Dea worked behind the bench until L. Wilson was hired...**1976-77:** Dea (first 44 games) and L. Wilson (final 36 games)...**1979-80:** Kromm (first 71 games) and Pronovost (final 9 games) -- Lindsay was the official head coach, but Pronovost finished the season behind the bench...**1980-81:** Lindsay (first 20 games) and Maxner (final 60 games)...**1981-82:** Maxner (first 69 games) and Dea (final 11 games)...**1985-86:** Neale (first 35 games) and Park (final 45 games)...**1998-99:** Associate coaches Dave Lewis and Barry Smith shared head coaching duties for the first five games (4-1-0) while Bowman recovered from surgery.

ALL-TIME GENERAL MANAGERS & CAPTAINS

RED WINGS-ALL TIME GENERAL MANAGERS

Art Duncan	1926-27
Jack Adams	1927-28 to 1962-63
Sid Abel	1963-64 to 1970-71 (first 38 games)
Ned Harkness	1970-71 (final 40 games) to 1973-74
Alex Delvecchio	1974-75 to 1976-77 (first 70 games)
Ted Lindsay	1976-77 (final 10 games) to 1979-80
Jimmy Skinner	1980-81 to 1981-82
Jim Devellano	1982-83 to 1989-90
Bryan Murray	1990-91 to 1993-94
Jim Devellano	1994-95 to 1996-97 (served as senior vice-president/hockey operations)
Ken Holland	1997-98 to 2018-19
STEVE YZERMAN	2019-20 TO PRESENT

RED WINGS-ALL TIME TEAM CAPTAINS

1926-27	Art Duncan	1962-73	Alex Delvecchio (11 seasons)
1927-30	Reg Noble (three seasons)	1973-74	Alex Delvecchio, Nick Libett,
1930-31	George Hay		Red Berenson, Gary Bergman,
1931-32	Carson Cooper		Ted Harris, Mickey Redmond,
1932-33	Larry Aurie		Larry Johnston
1933-34	Herbie Lewis	1974-75	Marcel Dionne
1934-35	Ebbie Goodfellow	1975-76	Danny Grant, Terry Harper
1935-38	Doug Young (three seasons)	1976-77	Danny Grant, Dennis Polonich
1938-41	Ebbie Goodfellow (three seasons)	1977-78	Dan Maloney, Dennis Hextall
1941-42	Ebbie Goodfellow, Syd Howe	1978-79	Dennis Hextall, Nick Libett,
1942-43	Sid Abel (six seasons)		Paul Woods
1943-44	Mud Bruneteau, Bill Hollett	1979-80	Dale McCourt
1944-45	Bill Hollett	1980-81	Errol Thompson, Reed Larson
1945-46	Bill Hollett, Sid Abel	1981-82	Reed Larson
1946-52	Sid Abel (six seasons)	1982-86	Danny Gare (four seasons)
1952-56	Ted Lindsay (four seasons)	1986-06	Steve Yzerman (19 seasons)
1956-58	Red Kelly (two seasons)	2006-12	Nicklas Lidstrom (six seasons)
1958-62	Gordie Howe (four seasons)	2012-18	Henrik Zetterberg (six seasons)

DETROIT RED WINGS TEAM RECORDS

RED WINGS TEAM RECORDS - SEASON

MOST POINTS: 131 – 1995-96
FEWEST POINTS: 28 – 1926-27
#MOST WINS: 62 – 1995-96
FEWEST WINS: 12, twice – 1926-27, 1937-38
MOST DEFEATS: 57 – 1985-86
FEWEST DEFEATS: 11 – 1994-95
MOST TIES: 18, three times – 1952-53, 1980-81, 1996-97
FEWEST TIES: 4, three times – 1926-27, 1966-67, 1994-95
MOST WINS, HOME: 36 – 1995-96
MOST DEFEATS, HOME: 26 – 1985-86
MOST TIES, HOME: 10 – 1952-53
MOST WINS, ROAD: 31 – 2005-06
MOST DEFEATS, ROAD: 33 – 1976-77
MOST GOALS FOR: 369 – 1992-93
MOST GOALS AGAINST: 415 – 1985-86
FEWEST GOALS FOR: 72 – 1928-29
FEWEST GOALS AGAINST: 63 – 1928-29
MOST POWER-PLAY GOALS FOR: 113 – 1992-93
MOST POWER-PLAY GOALS AGAINST: 111 – 1985-86
MOST SHORTHANDED GOALS FOR: 22 – 1993-94
MOST SHORTHANDED GOALS AGAINST: 15 – 1984-85
MOST PENALTY MINUTES: 2393 – 1985-86
MOST SHUTOUTS: 13 – 1953-54
FEWEST SHUTOUTS: 0, three times – 1980-81, 1981-82, 1984-85
MOST PLAYERS: 45 – 1990-91
LONGEST UNBEATEN STREAK: 15 games (8-0-7) – 11/27/52-12/28/52
LONGEST WINNING STREAK: 9 games (seven times) – 3/3/51-3/21/51; 2/27/55-3/20/55; 12/12/95-12/31/95; 3/3/96-3/22/96; 10/13/05-11/1/05; 10/25/06-11/14/06; 10/18/07-11/9/07
LONGEST UNBEATEN STREAK, HOME: 23 games (23-0-0) – 11/4/11-2/19/12
LONGEST WINNING STREAK, HOME: 23 games – 11/4/11-2/19/12
LONGEST UNBEATEN STREAK, ROAD: 15 games (10-0-5) – 10/18/51-12/20/51
LONGEST WINNING STREAK, ROAD: 12 games – 3/1/06-4/15/06
LONGEST UNBEATEN STREAK, START OF SEASON: 10 games (8-0-2) – 10/11/62-11/4/62
LONGEST WINNING STREAK, START OF SEASON: 6 games – 10/7/72-10/22/72
LONGEST HOME UNBEATEN STREAK, START OF SEASON: 17 games (13-0-4) – 10/11/56-11/4/62
LONGEST HOME WINNING STREAK, START OF SEASON: 7 games – 10/6/05-11/6/05
LONGEST ROAD UNBEATEN STREAK, START OF SEASON: 15 games (11-0-4) – 10/18/51-12/20/51
LONGEST ROAD WINNING STREAK, START OF SEASON: 5 games – 10/11/08-10/27/08
LONGEST WINLESS STREAK: 19 games (0-18-1) – 2/26/77-4/3/77
LONGEST LOSING STREAK: 14 games – 2/24/82-3/25/82
LONGEST WINLESS STREAK, HOME: 10 games (0-9-1) – 12/11/85-1/18/86
LONGEST LOSING STREAK, HOME: 7 games – 2/20/82-3/25/82
LONGEST WINLESS STREAK, ROAD: 26 games (0-23-3) – 12/15/76-4/3/77
LONGEST LOSING STREAK, ROAD: 14 games – 10/19/66-12/21/66
LONGEST WINLESS STREAK, START OF SEASON: 10 games (0-7-3) – 10/8/75-10/26/75
LONGEST LOSING STREAK, START OF SEASON: 5 games – 10/10/80-10/18/80
LONGEST HOME WINLESS STREAK, START OF SEASON: 5 games (twice) – 10/8/75-10/10/75 (0-2-3); 10/10/85-10/23/85 (0-1-4)
LONGEST HOME LOSING STREAK, START OF SEASON: 4 games – 10/4/18-10/26/18
LONGEST ROAD WINLESS STREAK, START OF SEASON: 19 games (0-18-1) – 10/19/66-11/14/67
LONGEST ROAD LOSING STREAK, START OF SEASON: 14 games – 10/19/66-12/21/66

DETROIT RED WINGS TEAM RECORDS

RED WINGS TEAM RECORDS - GAME

MOST GOALS FOR: 15 – 1/23/44 vs. NY Rangers (DET 15 - NYR 0)

MOST GOALS AGAINST: 13 – 1/2/71 at Toronto (TOR 13 - DET 0)

MOST POINTS: 37 – 1/23/44 vs. NY Rangers

MOST GOALS, PERIOD: 8 – 1/23/44 vs. NY Rangers

MOST POINTS, PERIOD: 22 – 1/23/44 vs. NY Rangers

FASTEST GOAL, START OF GAME: 0:06 – 1/28/73 at Montreal (Henry Boucha)

FASTEST TWO GOALS, START OF GAME: 0:37 – 12/4/87 vs. Chicago (Tim Higgins, Steve Yzerman)

FASTEST TWO GOALS: 0:05, twice – 3/20/10 at Vancouver (Todd Bertuzzi and Pavel Datsyuk); 11/24/07 vs. Columbus (Tomas Holmstrom and Pavel Datsyuk)

FASTEST THREE GOALS: 0:28 – 11/15/44 vs. Toronto (Hal Jackson, Steve Wochoy, Don Grosso)

FASTEST FOUR GOALS: 1:55 – 12/28/99 at Buffalo (Igor Larionov, Nicklas Lidstrom, Aaron Ward, Pat Verbeek)

FASTEST FIVE GOALS: 4:54 – 11/25/87 vs. Winnipeg (Gerard Gallant, Adam Oates, Mel Bridgman, Jeff Sharples, Brent Ashton)

MOST POWER-PLAY GOALS: 6 – 11/5/42 vs. NY Rangers

MOST POWER-PLAY GOALS, PERIOD: 4, twice – 11/5/42 vs. NY Rangers

MOST POWER-PLAY GOALS AGAINST: 6 – 1/4/07 at San Jose

MOST POWER-PLAY GOALS AGAINST, PERIOD: 4 – 1/4/07 at San Jose (Mike Grier [2], Patrick Marleau, Ryane Clowe)

MOST SHORTHANDED GOALS: 3, four times – 3/22/96 vs. Colorado (Steve Yzerman, Keith Primeau, Viacheslav Fetisov); 2/11/94 vs. Philadelphia (Sergei Fedorov, Vyacheslav Kozlov, Steve Yzerman); 4/14/92 vs. Minnesota (Steve Yzerman [2], Sergei Fedorov); 1/9/90 vs. Minnesota (Shawn Burr [2], Steve Yzerman)

MOST SHORTHANDED GOALS, PERIOD: 2, several times – Last five times: 11/1/18 vs. New Jersey (JUSTIN ABDELKADER, TREVOR DALEY); 11/27/06 vs. Dallas (Kris Draper, Mathieu Schneider); 10/13/05 at Los Angeles (Kirk Maltby, Jiri Fischer); 12/17/99 vs. Colorado (Brendan Shanahan, Doug Brown); 3/22/96 vs. Colorado (Keith Primeau, Viacheslav Fetisov)

MOST SHORTHANDED GOALS AGAINST: 3 – 11/17/07 vs. Chicago (Rene Bourque [2], Patrick Sharp)

MOST SHORTHANDED GOALS AGAINST, PERIOD: 2, several times – Last time: 10/15/07 at Anaheim (Samuel Pahlsson, Sean O'Donnell)

ACTIVE PLAYERS IN CAPITALS

DETROIT RED WINGS INDIVIDUAL RECORDS

RED WINGS INDIVIDUAL RECORDS - CAREER

MOST GAMES PLAYED: 1687 – Gordie Howe
MOST CONSECUTIVE GAMES: 548 – Alex Delvecchio
MOST GOALS: 786 – Gordie Howe
MOST ASSISTS: 1063 – Steve Yzerman
MOST POINTS: 1809 – Gordie Howe
MOST PENALTY MINUTES: 2090 – Bob Probert
BEST PLUS-MINUS: +450 – Nicklas Lidstrom
MOST POINTS-PER-GAME: 1.18 – Marcel Dionne
MOST POWER-PLAY GOALS: 209 – Gordie Howe
MOST POWER-PLAY POINTS: 595 – Steve Yzerman
MOST SHORTHANDED GOALS: 50 – Steve Yzerman
MOST SHORTHANDED POINTS: 83 – Steve Yzerman
MOST GAME-WINNING GOALS: 121 – Gordie Howe
MOST OVERTIME GOALS: 12 – Sergei Fedorov
MOST GAMES WITH 3-OR-MORE GOALS: 18 – Gordie Howe, Steve Yzerman
MOST SHOOTOUT GOALS: 40, Pavel Datsyuk
MOST SHOOTOUT-DECIDING GOALS: 11, Pavel Datsyuk
MOST GOALS, DEFENSEMAN: 264 – Nicklas Lidstrom
MOST POWER-PLAY GOALS, DEFENSEMAN: 127 – Nicklas Lidstrom
MOST SEASONS LEADING TEAM IN POWER-PLAY GOALS: 13 – Gordie Howe
MOST SEASONS LEADING TEAM IN GAME-WINNING GOALS: 12 – Gordie Howe
MOST GAMES PLAYED, GOALIE: 734 – Terry Sawchuk
MOST WINS: 350 – Terry Sawchuk
MOST SHUTOUTS: 85 – Terry Sawchuk
MOST ASSISTS, GOALIE: 15 – Tim Cheveldae, Chris Osgood, Greg Stefan

RED WINGS INDIVIDUAL RECORDS - SEASON

MOST GOALS: 65 – Steve Yzerman, 1988-89
MOST ASSISTS: 90 – Steve Yzerman, 1988-89
MOST POINTS: 155 – Steve Yzerman, 1988-89
MOST GOALS, LINE: 140, 1988-89 – Steve Yzerman (65), Gerard Gallant (39), Paul MacLean (36)
MOST POINTS, LINE: 319, 1988-89 – Steve Yzerman (155), Gerard Gallant (93), Paul MacLean (71)
MOST GOALS, CENTER: 65 – Steve Yzerman, 1988-89
MOST GOALS, RIGHT WING: 52 – Ray Sheppard, 1993-94; Mickey Redmond, 1972-73
MOST GOALS, LEFT WING: 55 – John Ogradnick, 1984-85
MOST GOALS, DEFENSEMAN: 27 – Reed Larson, 1980-81
MOST GOALS, ROOKIE: 39 – Steve Yzerman, 1983-84
MOST GOALS, ROOKIE DEFENSEMAN: 19 – Reed Larson, 1977-78
MOST ASSISTS, CENTER: 90 – Steve Yzerman, 1988-89
MOST ASSISTS, RIGHT WING: 59 – Gordie Howe, 1968-69
MOST ASSISTS, LEFT WING: 55, twice – Ted Lindsay, 1949-50; 1956-57
MOST ASSISTS, DEFENSEMAN: 64 – Nicklas Lidstrom, 2005-06
MOST ASSISTS, GOALTENDER: 5 – Tim Cheveldae, 1990-91
MOST ASSISTS, ROOKIE: 49, twice – Nicklas Lidstrom, 1991-92; Marcel Dionne, 1971-72
MOST ASSISTS, ROOKIE DEFENSEMAN: 49 – Nicklas Lidstrom, 1991-92
MOST POINTS, CENTER: 155 – Steve Yzerman, 1988-89
MOST POINTS, RIGHT WING: 103 – Gordie Howe, 1968-69
MOST POINTS, LEFT WING: 105 – John Ogradnick, 1984-85
MOST POINTS, DEFENSEMAN: 80 – Nicklas Lidstrom, 2005-06
MOST POINTS, ROOKIE: 87 – Steve Yzerman, 1983-84
MOST POINTS, ROOKIE DEFENSEMAN: 60, twice – Nicklas Lidstrom, 1991-92; Reed Larson, 1977-78
MOST POWER-PLAY GOALS: 21, twice – Dino Ciccarelli, 1992-93; Mickey Redmond, 1973-74
MOST POWER-PLAY GOALS, DEFENSEMAN: 11, twice – Mathieu Schneider, 2005-06; Reed Larson, 1985-86

DETROIT RED WINGS INDIVIDUAL RECORDS

MOST POWER-PLAY GOALS, ROOKIE: 13 – Steve Yzerman, 1983-84
MOST GAME-WINNING GOALS: 11, twice – Sergei Fedorov, 1995-96; 2002-03
MOST GAME-WINNING GOALS, DEFENSEMAN: 5, twice – Reed Larson, 1983-84; Red Kelly, 1949-50
MOST GAME-WINNING GOALS, ROOKIE: 6 – Alex Delvecchio, 1951-52
LONGEST GOAL STREAK: 9 games, twice – Steve Yzerman, 14 goals from 1/29/92-2/12/92; 12 goals from 11/18/88-12/5/88;
LONGEST GOAL STREAK, START OF SEASON: 6 games – Steve Yzerman, 6 goals from 10/6/88-10/18/88
LONGEST POINT STREAK: 28 games – Steve Yzerman, 65 points from 11/1/88-1/4/89
LONGEST POINT STREAK, START OF SEASON: 17 games – Henrik Zetterberg, 27 points from 10/3/07-11/11/07
MOST SHOTS ON GOAL: 388 – Steve Yzerman, 1988-89
MOST PENALTY MINUTES: 398 – Bob Probert, 1987-88
MOST GAMES PLAYED, GOALIE: 72 – Tim Cheveldae, 1991-92
MOST MINUTES PLAYED, GOALIE: 4236 – Tim Cheveldae, 1991-92
MOST WINS, GOALIE: 44, twice – Terry Sawchuk, 1950-51; 1951-52
LONGEST WINNING STREAK, GOALIE: 13 – Chris Osgood, 1/30/96-3/20/96
LONGEST UNBEATEN STREAK, GOALIE: 21 – Chris Osgood, 19-0-2 from 1/10/96-3/27/96
BEST GOALS-AGAINST AVERAGE: 1.37 – Dolly Dolson, 1928-29
MOST SHUTOUTS: 12, four times – Glenn Hall, 1955-56; Terry Sawchuk, 1951-52; 1953-54; 1954-55
MOST CONSECUTIVE SHUTOUTS: 3, three times – Jim Rutherford, 12/31/75-1/8/76; Glenn Hall, 12/11/55-12/18/55; Terry Sawchuk, 11/7/54-11/13/54
LONGEST SHUTOUT STREAK: 234:04 – Terry Sawchuk, 11/6/54-11/14/54
MOST GAMES PLAYED, ROOKIE GOALIE: 70, three times – Roger Crozier, 1964-65; Glenn Hall, 1955-56; Terry Sawchuk, 1950-51
MOST WINS, ROOKIE GOALIE: 44 – Terry Sawchuk, 1950-51
MOST MINUTES PLAYED, ROOKIE GOALIE: 4200 – Terry Sawchuk, 1950-51
BEST GOALS-AGAINST AVERAGE, ROOKIE GOALIE: 1.37 – Dolly Dolson, 1928-29
MOST SHUTOUTS, ROOKIE GOALIE: 11 – Terry Sawchuk, 1950-51

RED WINGS INDIVIDUAL RECORDS - GAME

MOST GOALS: 6 – Syd Howe, 2/3/44 vs. NY Rangers
MOST ASSISTS: 7 – Billy Taylor, 3/16/47 at Chicago
MOST POINTS: 7, three times – Billy Taylor, 3/16/47 at Chicago (0-7-7); Don Grosso, 2/3/44 at NY Rangers (1-6-7); Carl Liscombe, 11/5/42 vs. NY Rangers (3-4-7)
MOST GOALS, PERIOD: 3, several times – Last time: Henrik Zetterberg, 1/18/15 vs. Buffalo
MOST POWER-PLAY GOALS: 3, four times – Tomas Holmstrom, 2/24/07 at Nashville; Henrik Zetterberg, 2/17/07 at Phoenix; Jimmy Carson, 12/27/89 at Toronto; Ted Lindsay, 3/20/55 vs. Montreal
MOST POWER-PLAY GOALS, PERIOD: 3 – Jimmy Carson, 12/27/89 at Toronto
MOST SHORTHANDED GOALS: 2, six times – DARREN HELM, 12/31/09 vs. Colorado; Kirk Maltby, 10/10/02 at San Jose; Brendan Shanahan, 10/4/01 at San Jose; Steve Yzerman, 4/8/93 at Tampa Bay; 4/14/92 at Minnesota; Shawn Burr, 1/9/90 vs. Minnesota
MOST SHORTHANDED GOALS, PERIOD: 2 – Shawn Burr, 1/9/90 vs. Minnesota
MOST ASSISTS, PERIOD: 4 – Joe Carveth, 1/23/44 vs. NY Rangers
MOST POINTS, PERIOD: 4, several times – Last five times: Henrik Zetterberg, 11/14/09 vs. Anaheim; Doug Brown, 12/19/97 vs. New Jersey; Sergei Fedorov, 1/21/92 vs. Philadelphia; Steve Yzerman, 11/17/90 vs. Toronto; John Ogradnick, 12/4/84 vs. Toronto
MOST PENALTY MINUTES: 42 – Joe Kocur, 11/2/85 vs. St. Louis
MOST PENALTY MINUTES, PERIOD: 37 – Joe Kocur, 11/2/85 vs. St. Louis, 2nd
MOST PENALTIES: 8, twice – Bob Probert, 12/23/87 vs. Buffalo; Dennis Polonich, 3/24/76 vs. Washington
MOST PENALTIES, PERIOD: 6 – Joe Kocur, 11/2/85 vs. St. Louis, 2nd

#-Shares NHL record

ACTIVE PLAYERS IN CAPITALS

DETROIT RED WINGS SCORING LEADERS

INDIVIDUAL RECORDS - MINIMUM 100 POINTS

RANK	PLAYER	YEARS	GP	G	A	PTS
1.	Gordie Howe	25	1687	786	1023	1809
2.	Steve Yzerman	22	1514	692	1063	1755
3.	Alex Delvecchio	24	1550	456	825	1281
4.	Nicklas Lidstrom	20	1564	264	878	1142
5.	Henrik Zetterberg	15	1082	337	623	960
6.	Sergei Fedorov	13	908	400	554	954
7.	Pavel Datsyuk	14	953	314	604	918
8.	Norm Ullman	13	875	324	434	758
9.	Ted Lindsay	14	862	335	393	728
10.	Brendan Shanahan	9	716	309	324	633
11.	Reed Larson	10	708	188	382	570
12.	John Osgood	9	558	265	281	546
13.	Tomas Holmstrom	15	1026	243	287	530
14.	Red Kelly	13	846	162	310	472
15.	Gerard Gallant	9	563	207	260	467
	Nick Libett	12	861	217	250	467
17.	Sid Abel	12	570	183	280	463
18.	Syd Howe	12	515	188	248	436
19.	Niklas Kronwall	15	953	83	349	432
20.	Vyacheslav Kozlov	10	607	202	213	415
21.	Igor Larionov	8	539	89	308	397
22.	Johan Franzen	12	602	187	183	370
23.	Marcel Dionne	4	309	139	227	366
24.	Shawn Burr	11	659	148	214	362
25.	Kris Draper	17	1137	158	203	361
26.	Dale McCourt	5	341	134	203	337
27.	Bruce MacGregor	11	675	151	184	335
28.	Ebbie Goodfellow	14	557	135	191	326
29.	Mickey Redmond	6	317	177	132	309
30.	Herbie Lewis	11	484	147	161	308
31.	Gary Bergman	11	706	60	243	303
32.	Marcel Pronovost	15	983	80	217	297
33.	Gustav Nyquist	8	481	125	170	295
34.	Mud Bruneteau	11	410	141	138	280
35.	Carl Lacombe	9	380	137	140	277
36.	Larry Aurie	12	489	147	128	275
	Dan Cleary	10	609	124	151	275
	Darren McCarty	13	659	120	155	275
39.	Steve Chiasson	8	471	67	200	267
40.	Ray Sheppard	5	274	152	113	265
41.	Bob Probert	9	474	114	145	259
42.	Walt McKechnie	5	321	89	167	256
43.	Marty Pavelich	10	634	93	159	252
44.	VALTTERI FILPPULA	8	483	100	151	251
45.	JUSTIN ABDELKADER	12	690	106	143	249
46.	Vaclav Nedomansky	5	364	108	139	247
47.	Dino Ciccarelli	4	254	107	133	240

ACTIVE PLAYERS IN BOLD CAPITALS

DETROIT RED WINGS SCORING LEADERS

RANK	PLAYER	YEARS	GP	G	A	PTS
48.	Paul Coffey	4	231	46	193	239
49.	Joe Carveth	8	322	104	130	234
50.	Keith Primeau	6	363	97	133	230
	Martin Lapointe	10	552	108	122	230
52.	DARREN HELM	12	629	100	127	227
53.	Petr Klima	6	306	130	93	223
54.	Tomas Tatar	7	407	115	107	222
	Kirk Maltby	14	908	107	115	222
56.	Ron Duguay	3	227	90	127	217
57.	Parker MacDonald	7	361	94	122	216
58.	Floyd Smith	6	347	93	122	215
	Earl Dutch Reibel	5	306	74	141	215
60.	Jiri Hudler	5	409	87	127	214
	Metro Prystai	8	433	91	123	214
62.	DYLAN LARKIN	4	318	88	125	213
63.	Willie Huber	5	372	68	140	208
64.	Brett Hull	3	245	92	115	207
65.	Brian Rafalski	4	292	35	168	204
66.	Jimmy Carson	4	240	100	102	202
67.	Red Berenson	5	283	73	128	201
68.	Dave Barr	5	293	82	118	200
69.	Adam Oates	4	246	54	145	199
70.	Kelly Kisio	4	236	68	129	197
71.	Frank Mahovlich	4	198	108	88	196
	Paul Woods	7	501	72	124	196
73.	John Sorell	8	347	96	87	183
74.	Danny Gare	5	306	86	95	181
75.	Johnny Wilson	8	379	79	100	179
76.	Vladimir Konstantinov	6	446	47	128	175
77.	Doug Brown	7	427	74	97	171
	Larry Murphy	5	312	35	136	171
79.	Paul Ysebaert	3	210	84	86	170
	Don Grosso	7	234	71	99	170
81.	Mathieu Schneider	4	231	48	116	164
82.	Mikael Samuelsson	6	308	68	95	163
83.	Ivan Boldirev	3	183	67	95	162
84.	Mike Foligno	3	186	77	83	160
85.	Marty Barry	4	192	60	94	154
86.	Garry Unger	4	216	84	68	152
	Chris Chelios	9	550	21	131	152
88.	Todd Bertuzzi	6	308	61	89	150
89.	Dean Prentice	4	230	60	89	149
	Mathieu Dandenault	9	616	48	101	149
91.	Paul Henderson	6	269	67	79	146
92.	Bill Hogaboam	6	221	61	84	145
93.	Jim McFadden	4	253	64	78	142
94.	Dennis Polonich	8	390	59	82	141

ACTIVE PLAYERS IN BOLD CAPITALS

DETROIT RED WINGS SCORING LEADERS

INDIVIDUAL RECORDS - MINIMUM 100 POINTS

RANK	PLAYER	YEARS	GP	G	A	PTS
95.	Guy Charron	5	265	61	78	139
96.	Dan Maloney	3	177	56	81	137
97.	Vic Stasiuk	8	329	52	84	136
98.	ANTHONY MANTHA	4	217	68	67	135
99.	Errol Thompson	4	200	76	58	134
	Eddie Wares	6	218	50	84	134
101.	Lee Norwood	5	259	36	96	132
	Joe Kocur	10	535	66	66	132
103.	Bill Collins	4	239	54	77	131
	Jason Williams	7	247	55	76	131
105.	ANDREAS ATHANASIOU	4	248	73	57	130
	MIKE GREEN	4	255	34	96	130
	Bill Quackenbush	7	314	40	90	130
108.	Greg Smith	5	352	24	105	129
109.	John Chabot	4	226	29	99	128
110.	Danny Grant	4	174	64	62	126
111.	Bill Lochead	5	296	65	60	125
	JONATHAN ERICSSON	12	662	27	98	125
113.	Yves Racine	4	231	22	102	124
114.	Andre St. Laurent	3	172	50	73	123
	Glen Skov	6	301	62	61	123
116.	Dennis Hextall	4	193	39	82	121
117.	Tim Ecclestone	4	191	40	80	120
118.	Robert Lang	3	159	40	79	119
	DANNY DeKEYSER	7	433	29	90	119
120.	Carson Cooper	5	223	68	48	116
121.	Pete Stelmowski	4	170	51	63	114
122.	George Hay	6	206	60	52	112
	Bill Gadsby	5	323	18	94	112
124.	Mark Osborne	2	160	45	65	110
	Michel Bergeron	4	174	64	46	110
	Dwight Foster	4	215	48	62	110
127.	FRANS NIELSEN	3	230	43	66	109
128.	Jack Stewart	10	502	30	78	108
129.	Gerry Couture	7	265	61	46	107
	Drew Miller	8	504	56	51	107
131.	Dan Labraaten	3	198	52	54	106
132.	Mike Blaisdell	3	192	44	61	105
	Doug Barkley	4	247	24	80	104
134.	Darren Veitch	3	153	20	83	103
	Bob Goldham	6	406	11	92	103
136.	Adam Brown	5	149	58	44	102
	LUKE GLENDENING	6	440	45	57	102
138.	Brad Park	2	147	18	83	101
139.	Tony Leswick	5	302	41	59	100
	Warren Godfrey	12	528	23	77	100

ACTIVE PLAYERS IN BOLD CAPITALS

DETROIT RED WINGS ALL-TIME SEASON LEADERS

Season	GOALS		ASSISTS		POINTS			PENALTIES	
	Player	Total	Player	Total	Player	G	A	PTS	Player PIM
1926-27	Sheppard	14	Sheppard	8	Sheppard	14	8	22	Sheppard 60
1927-28	Hay	22	Hay	13	Hay	22	13	35	Traub 92
1928-29	Cooper	18	Cooper	9	Cooper	18	9	27	Brydget 67
1929-30	Lewis	19	Cooper	18	Cooper	18	18	36	Rockburn 101
1930-31	Goodfellow	25	Goodfellow	23	Goodfellow	25	23	48	Rockburn 124*
1931-32	Goodfellow	14	Goodfellow	16	Goodfellow	14	16	30	Noble 74
1932-33	Lewis	20	Voss	15	Lewis	20	14	34	Emms 78
1933-34	Sorrell	21	Aurie	19	Aurie	16	19	35	Emms 51
1934-35	S. Howe	22	Aurie	29	S. Howe	22	25	47	Goodfellow 44
1935-36	Barry	21	Lewis	23	Barry	21	19	40	Goodfellow 69
1936-37	Aurie	23*	Barry	27	Barry	17	27	44	Goodfellow 43
1937-38	Liscombe	14	Barry	20	Lewis	13	18	31	Barry 34
1938-39	S. Howe	16	Barry	28	Barry	13	28	41	Conacher 39
1939-40	S. Howe	14	S. Howe	23	S. Howe	14	23	37	Orlando 54
1940-41	S. Howe	20	S. Howe	24	S. Howe	20	24	44	Orlando 99*
1941-42	Grosso	23	Abel	31	Grosso	23	30	53	Orlando 141*
1942-43	Bruneteau	23	S. Howe	35	S. Howe	20	35	55	Orlando 109*
1943-44	Liscombe	36	Liscombe	37	Liscombe	36	37	73	Jackson 76
1944-45	Carveth	26	S. Howe	36	Carveth	26	28	54	Jackson 45
1945-46	Brown	20	Carveth/Armstrong	18	Carveth	17	18	35	Stewart 73*
1946-47	Conacher	30	Taylor	46*	Taylor	17	46	63	Stewart 83
1947-48	Lindsay	33*	Abel	30	Lindsay	33	19	52	Lindsay 95
1948-49	Abel	28*	Lindsay	28	Abel	28	26	54	Lindsay 97
					Lindsay	26	28	54	
1949-50	G. Howe	35	Lindsay	55*	Lindsay	23	55	78*	Lindsay 141
1950-51	G. Howe	43*	G. Howe	43*	G. Howe	43	43	86*	Lindsay 110
1951-52	G. Howe	47*	G. Howe/Lindsay	39*	G. Howe	47	39	86*	Lindsay 123
1952-53	G. Howe	49*	G. Howe	46*	G. Howe	49	46	95*	Lindsay 111
1953-54	G. Howe	33	G. Howe	48*	G. Howe	33	48	81*	Lindsay 112
1954-55	G. Howe	29	Reibel	41	Reibel	25	41	66	Leswick 137
1955-56	G. Howe	38	G. Howe	41	G. Howe	38	41	79	Lindsay 161
1956-57	G. Howe	44*	Lindsay	55*	G. Howe	44	45	89*	Lindsay/Godfrey 103
1957-58	G. Howe	33	G. Howe	44	G. Howe	33	44	77	Kennedy 135
1958-59	G. Howe	32	G. Howe	46	G. Howe	32	46	78	Goegan 109
1959-60	G. Howe	28	G. Howe	45	G. Howe	28	45	73	Morrison 62
1960-61	Ullman	28	G. Howe	49	G. Howe	23	49	72	Young 108
1961-62	G. Howe	33	G. Howe	44	G. Howe	33	44	77	Gadsby 88
1962-63	G. Howe	38*	G. Howe	48	G. Howe	38	48	86*	Young 273*
1963-64	G. Howe	26	G. Howe	47	G. Howe	26	47	73	Barkley 115
1964-65	Ullman	42	G. Howe	47	Ullman	42	41	83	Lindsay 173
1965-66	Ullman/Delvecchio	31	G. Howe	46	G. Howe	29	46	75	Watson 133
1966-67	MacGregor	28	Ullman	44	Ullman	26	44	70	Bergman 129
1967-68	G. Howe	39	Delvecchio	48	G. Howe	39	43	82	Douglas 126
1968-69	F. Mahovlich	49	G. Howe	59	G. Howe	44	59	103	Baun 121
1969-70	Unger	42	Delvecchio	47	G. Howe	31	40	71	Bergman 122
1970-71	Webster	30	Webster	37	Webster	30	37	67	Bergman 151
1971-72	Redmond	42	Dionne	49	Dionne	28	49	77	Bergman 138
1972-73	Redmond	52	Delvecchio	53	Redmond	52	41	93	Johnston 169
1973-74	Redmond	51	Dionne	54	Dionne	24	53	78	Johnston 139
1974-75	Grant	50	Dionne	74	Dionne	47	74	121	Watson 238
1975-76	Bergeron	32	McKechnie	56	McKechnie	26	56	82	Watson 322
1976-77	McKechnie	25	McKechnie	34	McKechnie	24	34	59	Polonich 274

DETROIT RED WINGS ALL-TIME SEASON LEADERS

Season	GOALS		ASSISTS		POINTS				PENALTIES	
	Player	Total	Player	Total	Player	G	A	PTS	Player	PIM
1977-78	McCourt	33	Larson	41	McCourt	33	39	72	Polonich	254
1978-79	Nedomansky	38	Larson	49	Nedomansky	38	35	73	Polonich	208
1979-80	Foligno	36	McCourt	51	McCourt	30	51	81	Huber	164
1980-81	Ogrodnick	35	McCourt	56	McCourt	30	56	86	Korn	246
1981-82	Ogrodnick	28	Osborne	41	Osborne	26	41	67	Larson	112
1982-83	Ogrodnick	41	Larson	52	Ogrodnick	41	44	85	Gare	107
1983-84	Ogrodnick	42	Park	53	Yzerman	39	48	87	Paterson	148
1984-85	Ogrodnick	55	Yzerman	59	Ogrodnick	55	50	105	Gare/Williams	163
1985-86	Ogrodnick	38	Kisio	48	Shedden	34	37	71	Kocur	377*
1986-87	Ashton	40	Yzerman	59	Yzerman	31	59	90	Kocur	276
1987-88	Yzerman	50	Yzerman	52	Yzerman	50	52	102	Probert	398*
1988-89	Yzerman	65	Yzerman	90	Yzerman	65	90	155	Gallant	230
1989-90	Yzerman	62	Yzerman	65	Yzerman	62	65	127	Kocur	268
1990-91	Yzerman	51	Yzerman	57	Yzerman	51	57	108	Probert	315
1991-92	Yzerman	45	Yzerman	58	Yzerman	45	58	103	Probert	276
1992-93	Yzerman	58	Yzerman	79	Yzerman	58	79	137	Probert	292
1993-94	Fedorov	56	Fedorov	64	Fedorov	56	64	120	Probert	275
1994-95	Sheppard	30	Coffey	44	Coffey	14	44	58	Grimson	147
1995-96	Fedorov	39	Fedorov	68	Fedorov	39	68	107	Primeau	168
1996-97	Shanahan	47	Yzerman	63	Shanahan	47	41	88	Lapointe	167
1997-98	Shanahan	28	Yzerman	45	Yzerman	24	45	69	McCarty	157
1998-99	Shanahan	31	Larionov	49	Yzerman	29	45	74	Lapointe	141
1999-00	Shanahan	41	Lidstrom	53	Yzerman	35	44	79	Lapointe	121
2000-01	Fedorov	32	Lidstrom	56	Shanahan	31	45	76	Lapointe	127
2001-02	Shanahan	37	Shanahan	38	Shanahan	37	38	75	Chelios	126
2002-03	Hull	37	Fedorov	47	Fedorov	36	47	83	McCarty	138
2003-04	Datsyuk/Lang	30	Lang	49	Lang	30	49	79	Shanahan	117
2004-05	---		---		---				---	
2005-06	Shanahan	40	Lidstrom	64	Datsyuk	28	59	87	Chelios	108
2006-07	Zetterberg	33	Datsyuk	60	Datsyuk	27	60	87	Lang/Schneider	66
2007-08	Zetterberg	43	Datsyuk	66	Datsyuk	31	66	97	Downey	116
2008-09	Hossa	40	Datsyuk	65	Datsyuk	32	65	97	Lilja	66
2009-10	Datsyuk	27	Zetterberg	47	Datsyuk	27	43	70	Bertuzzi	80
					Zetterberg	23	47	70		
2010-11	Franzen	28	Zetterberg	56	Zetterberg	24	56	80	Ericsson	87
2011-12	Franzen	29	Datsyuk	48	Zetterberg	22	47	69	Bertuzzi	64
2012-13	Datsyuk	15	Zetterberg	37	Datsyuk	15	34	49	Tootoo	78
2013-14	Nyquist	28	Kronwall	41	Legwand	14	37	51	Quincey	88
2014-15	Tatar	29	Zetterberg	49	Zetterberg	17	49	66	Quincey	77
2015-16	Larkin	23	Zetterberg	37	Zetterberg	13	37	50	Abdelkader	120
2016-17	Tatar	25	Zetterberg	51	Zetterberg	17	51	68	Ericsson/Ott	63
2017-18	Mantha	24	Larkin	47	Larkin	16	47	63	Abdelkader	78
2018-19	Larkin	32	Larkin	41	Larkin	32	41	73	Larkin	75

*League leader

DETROIT RED WINGS TOP SCORING SEASONS

GOALS

Total	Player	Season
65	Steve Yzerman	88-89
62	Steve Yzerman	89-90
58	Steve Yzerman	92-93
56	Sergei Fedorov	93-94
55	John Ogradnick	84-85
52	Mickey Redmond	72-73
	Ray Sheppard	93-94
51	Mickey Redmond	73-74
	Steve Yzerman	90-91
50	Danny Grant	74-75
	Steve Yzerman	87-88
49	Gordie Howe	52-53
	Frank Mahovlich	68-69
47	Gordie Howe	51-52
	Marcel Dionne	74-75
46	Brendan Shanahan	96-97
45	Steve Yzerman	91-92
44	Gordie Howe (2)	56-57
		68-69
43	Gordie Howe	50-51
	Henrik Zetterberg	07-08
42	Norm Ullman	64-65
	Garry Unger	69-70
	Mickey Redmond	71-72
	John Ogradnick	83-84
41	John Ogradnick	82-83
	Dino Ciccarelli	92-93
	Brendan Shanahan	99-00
40	Marcel Dionne	72-73
	Brendan Shanahan	05-06
	Marian Hossa	08-09
39	Gordie Howe	67-68
	Steve Yzerman	83-84
	Gerard Gallant	88-89
	Sergei Fedorov	95-96
	Henrik Zetterberg	05-06
38	Gordie Howe (2)	55-56
		66-63
	Frank Mahovlich	69-70
	Vaclav Nedomansky	78-79
	Ron Duguay	84-85
	John Ogradnick	85-86
	Gerard Gallant	86-87
37	Petr Klima	87-88
	Brendan Shanahan	01-02
	Brett Hull	02-03
36	Carl Liscombe	43-44
	Mike Foligno	79-80
	Paul MacLean	88-89
	Gerard Gallant	89-90
	Ray Sheppard	91-92
	Steve Yzerman	95-96
	Vyacheslav Kozlov	95-96
	Sergei Fedorov	02-03
35	Mud Bruneteau	43-44
	Gordie Howe	49-50

	Vaclav Nedomansky	79-80
	John Ogradnick	80-81
	Ivan Boldirev	83-84
	Paul Ysebaert	91-92
	Steve Yzerman	99-00
34	Sid Abel	49-50
	Errol Thompson	79-80
	Gerard Gallant	87-88
	Jimmy Carson	91-92
	Sergei Fedorov	92-93
	Paul Ysebaert	92-93
	Vyacheslav Kozlov	93-94
	Johan Franzen	08-09
33	Ted Lindsay	47-48
	Gordie Howe (3)	53-54
		57-58
		61-62
	Parker MacDonald	62-63
	Dale McCourt	77-78
	Ron Duguay	83-84
	Henrik Zetterberg	06-07
32	Syd Howe	43-44
	Ted Lindsay	52-53
	Gordie Howe	58-59
	Michel Bergeron	75-76
	Petr Klima	85-86
	Sergei Fedorov (2)	91-92
		00-01
	Ray Sheppard	92-93
	Pavel Datsyuk	08-09
	DYLAN LARKIN	18-19
31	Norm Ullman	65-66
	Alex Delvecchio	65-66
	Gordie Howe	69-70
	Nick Libett	71-72
	Andre St. Laurent	77-78
	Steve Yzerman	86-87
	Sergei Fedorov (2)	90-91
		01-02
	Keith Primeau	93-94
	Brendan Shanahan (2)	98-99
		00-01
	Pavel Datsyuk	07-08
	Henrik Zetterberg	08-09
30	Roy Conacher	46-47
	Ted Lindsay (2)	51-52
		56-57
	Norm Ullman	67-68
	Tom Webster	70-71
	Dale McCourt	79-80
	Dan Labraaten	79-80
	Dale McCourt	80-81
	Steve Yzerman	84-85
	Petr Klima	86-87
	Ray Sheppard	95-96
	Sergei Fedorov	96-97
	Brett Hull	01-02

ACTIVE PLAYERS IN BOLD CAPITALS

DETROIT RED WINGS TOP SCORING SEASONS

GOALS (continued)

Total	Player	Season
30	Brendan Shanahan	02-03
	Robert Lang	03-04
	Pavel Datsyuk	03-04
	Tomas Holmstrom	06-07
	ANDREAS ATHANASIOU	18-19

ASSISTS

Total	Player	Season
90	Steve Yzerman	88-89
79	Steve Yzerman	92-93
74	Marcel Dionne	74-75
68	Sergei Fedorov	95-96
66	Pavel Datsyuk	07-08
65	Steve Yzerman	89-90
	Pavel Datsyuk	08-09
64	Sergei Fedorov	93-94
	Nicklas Lidstrom	05-06
63	Paul Coffey	93-94
	Steve Yzerman	96-97
62	Adam Oates	88-89
60	Paul Coffey	95-96
	Pavel Datsyuk	06-07
	Nicklas Lidstrom	07-08
59	Gordie Howe	68-69
	Steve Yzerman (3)	84-85
		86-87
		95-96
	Pavel Datsyuk	05-06
58	Alex Delvecchio	68-69
	Steve Yzerman (2)	91-92
		93-94
57	Steve Yzerman	90-91
56	Walt McKechnie	75-76
	Dale McCourt	80-81
	Dino Ciccarelli	92-93
	Nicklas Lidstrom	00-01
	Henrik Zetterberg	10-11
55	Ted Lindsay (2)	49-50
		56-57
54	Marcel Dionne	73-74
	Gerard Gallant	88-89
	Sergei Fedorov	91-92
53	Alex Delvecchio	72-73
	Brad Park	83-84
	Sergei Fedorov	92-93
	Nicklas Lidstrom	99-00
52	Reed Larson	82-83
	Steve Yzerman	87-88
51	Dale McCourt	79-80
	Ron Duguay	84-85
	Igor Larionov	95-96
	Henrik Zetterberg	16-17
50	Marcel Dionne	72-73
	Peter Mahovlich	79-80
	John Ogradnick	84-85
	Steve Chiasson	92-93

	Nicklas Lidstrom (2)	95-96
		01-02
49	Gordie Howe	60-61
	Marcel Dionne	71-72
	Reed Larson	78-79
	Nicklas Lidstrom (2)	91-92
		06-07
	Igor Larionov	98-99
	Robert Lang	03-04
	Henrik Zetterberg (2)	07-08
		14-15
	Brian Rafalski	08-09
48	Gordie Howe (2)	53-54
		62-63
	Alex Delvecchio	67-68
	Steve Yzerman	83-84
	Ivan Boldirev	83-84
	Kelly Kisio	85-86
	Sergei Fedorov	90-91
	Pavel Datsyuk	11-12
47	Gordie Howe (2)	63-64
		64-65
	Alex Delvecchio	69-70
	Ron Duguay	83-84
	Sergei Fedorov	02-03
	Henrik Zetterberg (2)	09-10
		11-12
	DYLAN LARKIN	17-18
46	Billy Taylor	46-47
	Gordie Howe (3)	52-53
		58-59
		65-66
	Nicklas Lidstrom (2)	93-94
		10-11
	Henrik Zetterberg	
05-06		
45	Gordie Howe (2)	56-57
		59-60
	Alex Delvecchio	71-72
	Reed Larson	
84-85		
	Darren Veitch	86-87
	Steve Yzerman (2)	97-98
		98-99
	Brendan Shanahan	00-01
	Niklas Kronwall	08-09
	Henrik Zetterberg	17-18
44	Gordie Howe (2)	57-58
		61-62
	Alex Delvecchio	62-63
	Norm Ullman	66-67
	Reed Larson	79-80
	John Ogronick	82-83
	John Chabot	87-88
	Gerard Gallant	89-90
	Paul Coffey	95
	Steve Yzerman	99-00
	Nicklas Lidstrom	02-03
	Brian Rafalski	10-11

ACTIVE PLAYERS IN BOLD CAPITALS

DETROIT RED WINGS TOP SCORING SEASONS

ASSISTS (continued)

43	Gordie Howe (2).....	50-51
	67-68
	Alex Delvecchio (2)	52-53
	61-62
	Dale McCourt	78-79
	Nicklas Lidstrom (2)	98-99
	Brett Hull	03-04
	08-09
	Pavel Datsyuk	09-10
	VALTTERI FILPPULA	11-12
42	Norm Ullman	60-61
	Alex Delvecchio	64-65
	Red Berenson	73-74
	Keith Primeau	93-94
	Igor Larionov	96-97
	Nicklas Lidstrom (2)	96-97
	97-98
	Larry Murphy	98-99
	Robert Lang	05-06
	Brian Rafalski	07-08
	Henrik Zetterberg	08-09
41	Dutch Reibel	54-55
	Gordie Howe	55-56
	Norm Ullman (2)	60-61
	65-66
	Red Berenson	71-72
	Mickey Redmond	72-73
	Reed Larson	77-78
	85-86
	Mark Osborne	81-82
	Kelly Kisio	84-85
	Ray Sheppard	93-94
	Brendan Shanahan (2)	96-97
	05-06
	Larry Murphy	97-98
	Mathieu Schneider	06-07
	Niklas Kronwall	13-14
	DYLAN LARKIN	18-19
40	Gordie Howe (2)	66-67
	69-70
	Adam Oates	87-88
	John Chabot	89-90
	Bernie Federko	89-90
	Yves Racine	90-91
	Paul Ysebaert	91-92
	Nicklas Lidstrom	09-10

POINTS

155	Steve Yzerman	88-89
137	Steve Yzerman	92-93
127	Steve Yzerman	89-90
121	Marcel Dionne	74-75
120	Sergei Fedorov	93-94
108	Steve Yzerman	90-91
107	Sergei Fedorov	95-96

105	John Ogradnick	84-85
103	Gordie Howe	68-69
	Steve Yzerman	91-92
102	Steve Yzerman	87-88
97	Dino Ciccarelli	92-93
	Pavel Datsyuk (2)	07-08
	08-09
95	Gordie Howe	52-53
	Steve Yzerman	95-96
93	Mickey Redmond	72-73
	Gerard Gallant	88-89
	Ray Sheppard	93-94
92	Henrik Zetterberg	07-08
90	Marcel Dionne	72-73
	Steve Yzerman	86-87
89	Gordie Howe	56-57
	Ron Duguay	84-85
	Steve Yzerman	84-85
87	Danny Grant	74-75
	Steve Yzerman	83-84
	Sergei Fedorov	92-93
	Brendan Shanahan	96-97
	Pavel Datsyuk (2)	05-06
	06-07
86	Gordie Howe (3)	50-51
	51-52
	62-63
	Dale McCourt	80-81
	Sergei Fedorov	91-92
85	Ted Lindsay	56-57
	John Ogradnick	82-83
	Steve Yzerman	96-97
	Henrik Zetterberg	05-06
83	Norm Ullman	64-65
	Alex Delvecchio	68-69
	Ivan Boldirev	83-84
	Sergei Fedorov	02-03
82	Gordie Howe	67-68
	Walt McKechnie	75-76
	Steve Yzerman	93-94
81	Gordie Howe	53-54
	Dale McCourt	79-80
	Brendan Shanahan	05-06
80	Ron Duguay	83-84
	Gerard Gallant	89-90
	Nicklas Lidstrom	05-06
	Henrik Zetterberg	10-11
79	Gordie Howe	55-56
	Sergei Fedorov	90-91
	Steve Yzerman	99-00
	Robert Lang	03-04
78	Ted Lindsay	49-50
	Gordie Howe	58-59
	Frank Mahovlich	68-69
	Marcel Dionne	73-74
	John Ogradnick	83-84

ACTIVE PLAYERS IN BOLD CAPITALS

DETROIT RED WINGS TOP SCORING SEASONS

POINTS (continued)

78	Adam Oates.....	88-89
	Brendan Shanahan.....	99-00
77	Gordie Howe (2).....	57-58
	61-62
	Marcel Dionne.....	71-72
	Mickey Redmond.....	73-74
	Paul Coffey.....	93-94
76	Gordie Howe.....	64-65
	Brendan Shanahan.....	00-01
	Brett Hull.....	02-03
75	Gordie Howe.....	65-66
	Paul Ysebaert.....	91-92
	Brendan Shanahan.....	01-02
74	Vaclav Nedomansky.....	79-80
	Reed Larson.....	82-83
	Paul Coffey.....	95-96
	Steve Yzerman.....	98-99
73	Carl Liscombe.....	43-44
	Gordie Howe (2).....	59-60
	63-64
	Vaclav Nedomansky.....	78-79
	Gerard Gallant.....	87-88
	Keith Primeau.....	93-94
	Vyacheslav Kozlov (2).....	93-94
	95-96
	Igor Larionov.....	95-96
	Nicklas Lidstrom.....	99-00
	Henrik Zetterberg.....	08-09
	DYLAN LARKIN.....	18-19
72	Gordie Howe.....	60-61
	Norm Ullman.....	65-66
	Dale McCourt.....	77-78
	Gerard Gallant.....	86-87
71	Ted Lindsay.....	52-53
	Gordie Howe.....	69-70
	Mickey Redmond.....	71-72
	Alex Delvecchio.....	72-73
	Dale McCourt.....	78-79
	Mike Foligno.....	79-80
	Paul MacLean.....	88-89
	Nicklas Lidstrom.....	00-01
	Marian Hossa.....	08-09
70	Norm Ullman (2).....	60-61
	66-67
	Alex Delvecchio.....	67-68
	Frank Mahovlich.....	69-70
	Andre St. Laurent.....	77-78
	John Ogradnick (2).....	80-81
	85-86
	Nicklas Lidstrom.....	07-08
	Pavel Datsyuk.....	09-10
	Henrik Zetterberg.....	09-10

RED WINGS ALL-TIME GOALTENDING RECORDS

GOALTENDERS' ALL-TIME RECORDS (BY WINS)

PLAYER.....	YRS	GP	WON	LOST	TIED	OT	GA	SO	AVG
Terry Sawchuk.....	14	734	352	244	130	0	1,782	85	2.46
Chris Osgood.....	14	565	317	149	46	29	1,344	39	2.49
JIMMY HOWARD.....	13	516	244	173	0	68	1,247	24	2.55
Harry Lumley.....	7	324	163	105	56	0	890	26	2.75
Roger Crozier.....	7	313	131	121	41	0	853	20	2.93
Tim Cheveldae.....	6	264	128	93	30	0	851	9	3.39
Greg Stefan.....	9	299	115	127	30	0	1,068	5	3.92
Dominik Hasek.....	4	176	114	39	10	9	368	20	2.13
Manny Legace.....	6	180	112	34	16	3	368	13	2.18
Jim Rutherford.....	10	314	97	165	43	0	1,114	10	3.69
Roy Edwards.....	6	221	95	74	34	0	601	12	2.94
Norm Smith.....	7	178	76	71	31	0	417	17	2.26
Glenn Hall.....	4	148	74	45	29	0	314	17	2.12
Petr Mrazek.....	6	166	72	58	0	20	397	13	2.60
John Mowers.....	4	152	65	61	26	0	399	15	2.56
Glen Hanlon.....	5	186	65	71	26	0	569	7	3.47
Mike Vernon.....	3	95	53	24	14	0	225	4	2.40
Curtis Joseph.....	2	92	50	29	9	0	216	7	2.46
John Ross Roach.....	3	90	41	34	14	0	201	15	2.20
Clarence Dolson.....	3	93	35	41	17	0	192	16	1.98
Hank Bassen.....	6	98	33	38	19	0	274	3	2.99
Cecil Thompson.....	2	85	32	41	12	0	225	7	2.65
Ty Conklin.....	2	55	30	17	0	3	138	7	2.71
Harry Holmes.....	2	85	30	45	10	0	179	17	1.98
Rogie Vachon.....	2	109	30	57	19	0	398	4	3.74
Corrado Micallef.....	5	113	26	59	15	0	409	2	4.23
Connie Dion.....	2	38	23	11	4	0	119	1	3.13
Eddie Giacomin.....	3	71	23	37	7	0	234	5	3.47
Jonas Gustavsson.....	3	41	21	12	0	6	100	2	2.66
Gilles Gilbert.....	3	95	21	48	16	0	365	0	4.18
Al Smith.....	1	43	18	20	4	0	135	4	3.24
Alex Connell.....	1	48	18	20	10	0	108	6	2.25
Vince Riendeau.....	3	32	17	8	2	0	89	0	3.28
Doug Grant.....	3	46	17	22	2	0	182	1	4.34
Wilf Cude.....	1	29	15	6	8	0	47	4	1.52
Ken Wregget.....	1	29	14	10	2	0	70	0	2.66
Joey MacDonald.....	3	37	14	15	0	5	87	1	2.62
Bill Beveridge.....	1	39	14	20	5	0	109	2	2.71
Kevin Hodson.....	4	35	13	7	4	0	64	4	2.37
Joe Daley.....	1	29	11	10	5	0	85	0	3.15
Bob Sauve.....	1	41	11	25	4	0	165	0	4.19
Norm Maracle.....	2	20	10	7	2	0	37	0	2.22
Ed Mio.....	3	49	10	20	5	0	205	1	5.00
Ron Low.....	1	32	9	12	9	0	102	1	3.37
JONATHAN BERNIER.....	1	35	9	18	0	5	98	1	3.16
Denis DeJordy.....	2	25	8	12	3	0	87	1	3.86
Jim Franks.....	2	18	7	8	3	0	72	1	4.00
George Gardner.....	3	24	7	7	3	0	69	0	3.59
Andy Brown.....	2	17	6	6	3	0	57	0	3.80
Larry Lozinski.....	1	30	6	11	7	0	105	0	4.32
Mark Laforest.....	2	33	6	22	0	0	126	1	4.71
Dennis Riggan.....	2	18	5	9	2	0	54	1	3.27
Jared Coreau.....	2	21	5	9	0	4	68	2	3.74
Bill McKenzie.....	2	26	5	13	6	0	101	1	4.15
Sam St. Laurent.....	4	30	5	11	4	0	79	0	3.76
Bob Essensa.....	1	13	4	7	2	0	34	1	2.62
Bill Ranford.....	1	4	3	0	1	0	8	0	1.96
Greg Millen.....	1	10	3	2	3	0	22	0	2.71
Don McLeod.....	1	14	3	7	0	0	60	0	5.16
Terry Richardson.....	4	19	3	10	0	0	75	0	5.39
Dave Gatherum.....	1	3	2	1	0	0	3	1	1.00
Bob Perreault.....	1	3	2	1	0	0	9	1	3.00
Harvey Teno.....	1	5	2	3	0	0	15	0	3.00
Marc Lamothe.....	1	2	1	0	1	0	3	0	1.44

ACTIVE PLAYERS IN BOLD CAPITALS

RED WINGS ALL-TIME GOALTENDING RECORDS

GOALTENDERS' ALL-TIME RECORDS (BY WINS)

PLAYER.....YRS	GP	WON	LOST	TIED	OT	GA	SO	AVG
Tom McCollum.....2	3	1	0	0	0	4	0	3.00
Herb Stuart.....1	3	1	2	0	0	5	0	1.67
Peter Ing.....1	3	1	2	0	0	15	0	5.29
Gerry Gray.....1	7	1	4	1	0	30	0	4.73
Lefty Wilson.....1	1	0	0	0	0	0	0	0.00
Tom McGratton.....1	1	0	0	0	0	1	0	7.50
KADEN FULCHER.....1	1	0	0	0	0	2	0	4.41
Chris Pusey.....1	1	0	0	0	0	3	0	4.50
Joe Turner.....1	1	0	0	1	0	3	0	3.00
Abbie Cox.....1	1	0	0	1	0	4	0	4.00
Claude Bourque.....1	1	0	1	0	0	3	0	3.00
Alf Moore.....1	1	0	1	0	0	3	0	3.00
Pat Rupp.....1	1	0	1	0	0	4	0	4.00
Harrison Gray.....1	1	0	1	0	0	5	0	7.50
Al Jensen.....1	1	0	1	0	0	7	0	7.00
Scott King.....2	2	0	0	0	0	3	0	2.95
Ralph Almas.....2	2	0	1	1	0	8	0	4.00
Carl Wetzel.....1	2	0	1	0	0	4	0	8.00
Dave Gagnon.....1	2	0	1	0	0	6	0	10.29
Darren Eliot.....1	3	0	0	1	0	9	0	5.57
Ken Holland.....1	3	0	1	1	0	11	0	4.11
Gillies Boisvert.....1	3	0	3	0	0	9	0	3.00
Alain Chevrier.....1	3	0	3	0	0	11	0	6.11
Claude Legris.....2	4	0	1	1	0	4	0	2.66
Pete McDuffe.....1	4	0	3	1	0	22	0	5.50
Allan Bester.....2	4	0	3	0	0	15	0	4.31

ACTIVE PLAYERS IN BOLD CAPITALS

GOALTENDING LEADERS REGULAR SEASON (MINIMUM 5 SHUTOUTS OR 30 WINS)

SHUTOUTS

T. Sawchuk - 12	51-52; 53-54; 54-55
G. Hall - 12	55-56
H. Holmes - 11	27-28
T. Sawchuk - 11	50-51
C. Dolson - 10	28-29
J. R. Roach - 10	32-33
T. Sawchuk - 9	52-53
D. Hasek - 8	06-07
H. Lumley - 7	47-48; 49-50
R. Crozier - 7	65-66
M. Legace - 7	05-06
H. Holmes - 6	26-27
C. Dolson - 6	30-31
A. Connell - 6	31-32
N. Smith - 6	35-36; *36-37
J. Mowers - 6	42-43
H. Lumley - 6	48-49
R. Crozier - 6	64-65
R. Edwards - 6	*72-73
C. Osgood - 6	96-97; 97-98; 99-00
T. Conklin - 6	08-09
J. HOWARD - 6	11-12
J. Mowers - 5	41-42
T. Sawchuk - 5	58-59; 59-60; 61-62; 63-64
C. Osgood - 5	95-96
D. Hasek - 5	01-02; 07-08
C. Joseph - 5	02-03
J. HOWARD - 5	12-13

WINS

T. Sawchuk - 44	50-51; 51-52
+D. Hasek - 41	01-02
T. Sawchuk - 40	54-55
R. Crozier - 40	64-65
+C. Osgood - 39	95-96
G. Hall - 38	56-57
T. Cheveldae - 38	91-92
D. Hasek - 38	06-07
M. Legace - 37	05-06
J. HOWARD - 37	09-10; 10-11
T. Sawchuk - 35	53-54
J. HOWARD - 35	11-12
H. Lumley - 34	48-49
T. Cheveldae - 34	92-93
C. Osgood - 34	98-99
C. Joseph - 34	02-03
H. Lumley - 33	49-50
C. Osgood - 33	97-98
T. Sawchuk - 32	52-53
H. Lumley - 30	47-48
G. Hall - 30	55-56
T. Cheveldae - 30	90-91
C. Osgood - 30	99-00

+ - Led NHL, * - Shared NHL lead

SEASON-BY-SEASON GOALTENDING RECORDS

SEASON	GAMES	WINS	SHUTOUTS	G.A.A.
1926-27	Holmes 41	Holmes 11	Holmes 6	Holmes 2.23
1927-28	Dolson 44	Dolson 19	Dolson 11	Dolson 1.73
1928-29	Dolson 44	Dolson 19	Dolson 10	Dolson 1.37
1929-30	Beveridge 39	Beveridge 14	Beveridge 2	Beveridge 2.71
1930-31	Dolson 44	Dolson 16	Dolson 6	Dolson 2.29
1931-32	Connell 48	Connell 18	Connell 6	Connell 2.12
1932-33	Roach 48	Roach 25	Roach 10	Roach 1.88
1933-34	Cude 29	Cude 15	Cude 4	Cude 1.52
1934-35	Smith 25	Smith 12	Roach 4	Smith 2.01
1935-36	Smith 48	Smith 24	Smith 6	Smith 2.04
1936-37	Smith 48	Smith 25	Smith 6	Smith 2.05
1937-38	Smith 47	Smith 11	Smith 3	Smith 2.66
1938-39	Thompson 39	Thompson 16	Thompson 4	Thompson 2.53
1939-40	Thompson 46	Thompson 16	Thompson 3	Thompson 2.54
1940-41	Mowers 48	Mowers 21	Mowers 4	Mowers 2.01
1941-42	Mowers 47	Mowers 19	Mowers 5	Mowers 3.00
1942-43	Mowers 50	Mowers 25	Mowers 6	Mowers 2.47
1943-44	Dion 26	Dion 17	Dion/Franks 1	Dion 3.08
1944-45	Lumley 37	Lumley 24	Lumley 1	Lumley 3.22
1945-46	Lumley 50	Lumley 20	Lumley 2	Lumley 3.18
1946-47	Lumley 52	Lumley 22	Lumley 3	Lumley 3.06
1947-48	Lumley 60	Lumley 30	Lumley 7	Lumley 2.46
1948-49	Lumley 60	Lumley 34	Lumley 6	Lumley 2.42
1949-50	Lumley 63	Lumley 33	Lumley 7	Lumley 2.35
1950-51	Sawchuk 70	Sawchuk 44	Sawchuk 11	Sawchuk 1.99
1951-52	Sawchuk 70	Sawchuk 44	Sawchuk 12	Sawchuk 1.90
1952-53	Sawchuk 63	Sawchuk 32	Sawchuk 9	Sawchuk 1.90
1953-54	Sawchuk 67	Sawchuk 35	Sawchuk 12	Sawchuk 1.94
1954-55	Sawchuk 68	Sawchuk 40	Sawchuk 12	Sawchuk 1.96
1955-56	Hall 70	Hall 30	Hall 12	Hall 2.11
1956-57	Hall 70	Hall 38	Hall 4	Hall 2.24
1957-58	Sawchuk 70	Sawchuk 29	Sawchuk 3	Sawchuk 2.96
1958-59	Sawchuk 67	Sawchuk 23	Sawchuk 5	Sawchuk 3.12
1959-60	Sawchuk 58	Sawchuk 24	Sawchuk 5	Sawchuk 2.69
1960-61	Sawchuk 37	Bassen 14	Sawchuk 2	Bassen 2.89
1961-62	Sawchuk 43	Sawchuk 14	Sawchuk 5	Bassen 2.81
1962-63	Sawchuk 48	Sawchuk 21	Sawchuk 3	Sawchuk 2.48
1963-64	Sawchuk 53	Sawchuk 24	Sawchuk 5	Sawchuk 2.60
1964-65	Crozier 70	Crozier 40	Crozier 6	Crozier 2.42
1965-66	Crozier 64	Crozier 28	Crozier 6	Crozier 2.78
1966-67	Crozier 58	Crozier 22	Crozier 4	Crozier 3.35
1967-68	Edwards 42	Edwards 14	Crozier 1	Crozier 3.30
1968-69	Edwards 40	Edwards 18	Edwards 4	Edwards 2.54
1969-70	Edwards 47	Edwards 24	Edwards 2	Edwards 2.59
1970-71	Edwards 37	Edwards 11	Rutherford 1	Edwards 3.39
1971-72	Smith 43	Smith 18	Smith 4	Daley 3.15
1972-73	Edwards 52	Edwards 27	Edwards 6`	Edwards 2.63
1973-74	Grant 37	Grant 15	McKenzie/Grant 1	Rutherford 3.63
1974-75	Rutherford 59	Rutherford 20	Rutherford 2	Rutherford 3.74

SEASON-BY-SEASON GOALTENDING RECORDS

SEASON	GAMES	WINS	SHUTOUTS	G.A.A.
1975-76	Rutherford 44	Rutherford 13	Rutherford 4	Giacomin 3.45
1976-77	Rutherford 48	Giacomin 8	Giacomin 3	Giacomin 3.58
1977-78	Rutherford 43	Rutherford 13	Rutherford/Low 1	Rutherford 3.26
1978-79	Vachon 50	Rutherford 13	Rutherford 1	Rutherford 3.27
1979-80	Vachon 59	Vachon 20	Vachon 4	Vachon 3.61
1980-81	Gilbert 48	Gilbert 11	---	Gilbert 4.01
1981-82	Sauve 41	Sauve 11	---	Sauve 4.19
1982-83	Stefan 35	Micallef 11	Micallef 2	Micallef 3.62
1983-84	Stefan 50	Stefan 19	Stefan 2	Stefan 3.51
1984-85	Stefan 46	Stefan 21	---	Stefan 4.33
1985-86	Stefan 37	Stefan 10	Stefan/Laforest 1	Stefan 4.50
1986-87	Stefan 43	Stefan 20	Hanlon/Stefan 1	Hanlon 3.56
1987-88	Hanlon 47	Hanlon 22	Hanlon 4	Stefan 3.11
1988-89	Stefan 46	Stefan 21	Hanlon 1	Hanlon 3.56
1989-90	Hanlon 45	Hanlon 14	Hanlon 3	Cheveldae 3.79
1990-91	Cheveldae 65	Cheveldae 30	Cheveldae 2	Cheveldae 3.55
1991-92	Cheveldae 72	Cheveldae 38	Cheveldae 2	Cheveldae 3.20
1992-93	Cheveldae 67	Cheveldae 34	Cheveldae 4	Cheveldae 3.25
1993-94	Osgood 41	Osgood 23	Osgood 2	Osgood 2.86
1994-95	Vernon 31	Vernon 19	Osgood/Vernon 1	Osgood 2.26
1995-96	Osgood 50	Osgood 39	Osgood 5	Osgood 2.17
1996-97	Osgood 47	Osgood 23	Osgood 6	Osgood 2.30
1997-98	Osgood 64	Osgood 33	Osgood 6	Osgood 2.21
1998-99	Osgood 63	Osgood 34	Osgood 3	Osgood 2.42
1999-00	Osgood 53	Osgood 30	Osgood 6	Osgood 2.40
2000-01	Osgood 52	Osgood 25	Legace 2	Legace 2.05
2001-02	Hasek 65	Hasek 41	Hasek 5	Hasek 2.17
2002-03	Joseph 61	Joseph 34	Joseph 5	Legace 2.18
2003-04	Legace 41	Legace 23	Legace 3	Legace 2.12
2004-05	---	---	---	---
2005-06	Legace 51	Legace 37	Legace 7	Legace 2.19
2006-07	Hasek 56	Hasek 38	Hasek 8	Hasek 2.05
2007-08	Osgood 43	Osgood/Hasek 27	Hasek 5	Osgood 2.09
2008-09	Osgood 46	Osgood 26	Conklin 6	Conklin 2.51
2009-10	Howard 63	Howard 37	Howard 3	Howard 2.26
2010-11	Howard 63	Howard 37	Howard 2	Howard 2.79
2011-12	Howard 57	Howard 35	Howard 6	Howard 2.13
2012-13	Howard 42	Howard 21	Howard 5	Howard 2.13
2013-14	Howard 51	Howard 21	Howard/Mrazek 2	Gustavsson 2.63
2014-15	Howard 53	Howard 23	Mrazek 3	Mrazek 2.38
2015-16	Mrazek 54	Mrazek 27	Mrazek 4	Mrazek 2.33
2016-17	Mrazek 50	Mrazek 18	Coreau 2	Howard 2.10
2017-18	Howard 60	Howard 22	Mrazek 3	Howard 2.85
2018-19	Howard 55	Howard 23	Bernier 1	Howard 3.07

RED WINGS ON POST-SEASON ALL-STAR TEAMS

GOALIE	NO. TIMES SELECTED	SEASON AND TEAM
John Ross Roach	1	1933 (1st)
Normie Smith	1	1937 (1st)
John Mowers	1	1943 (1st)
Terry Sawchuk	7	1951 (1st), 1952 (1st), 1953 (1st), 1954 (2nd), 1955 (2nd), 1959 (2nd), 1963 (2nd)
Glenn Hall	2	1956 (2nd), 1957 (1st)
Roger Crozier	1	1965 (1st)
Chris Osgood	1	1996 (2nd)
DEFENSE	NO. TIMES SELECTED	SEASON AND TEAM
Ebbie Goodfellow	3	1936 (2nd), 1937 (1st), 1940 (1st)
Jack Stewart	5	1943 (1st), 1946 (2nd), 1947 (2nd), 1948 (1st), 1949 (1st)
Flash Hollett	1	1945 (1st)
Bill Quackenbush	3	1947 (2nd), 1948 (1st), 1949 (1st)
Leo Reise	2	1950 (2nd), 1951 (2nd)
Red Kelly	8	1950 (2nd), 1951 (1st), 1952 (1st), 1953 (1st), 1954 (1st), 1955 (1st), 1956 (2nd), 1957 (1st)
Bob Goldham	1	1955 (2nd)
Marcel Pronovost	4	1958 (2nd), 1959 (2nd), 1960 (1st), 1961 (1st)
Bill Gadsby	1	1965 (2nd)
Carl Brewer	1	1970 (2nd)
Paul Coffey	1	1995 (1st)
Vladimir Konstantinov	1	1996 (2nd)
Nicklas Lidstrom	12	1998 (1st), 1999 (1st), 2000 (1st), 2001 (1st), 2002 (1st), 2003 (1st), 2006 (1st), 2007 (1st), 2008 (1st), 2009 (2nd), 2010 (2nd), 2011 (1st)
Chris Chelios	1	2002 (1st)
LEFT WING	NO. TIMES SELECTED	SEASON AND TEAM
Sid Abel	1	1942 (2nd)
Syd Howe	1	1945 (2nd)
Ted Lindsay	9	1948 (1st), 1949 (2nd), 1950 (1st), 1951 (1st), 1952 (1st), 1953 (1st), 1954 (1st), 1956 (1st), 1957 (1st)
Alex Delvecchio	1	1959 (2nd)
Frank Mahovlich	2	1969 (2nd), 1970 (2nd)
John Ogrodnick	1	1985 (1st)
Gerard Gallant	1	1989 (2nd)
Brendan Shanahan	2	2000 (1st), 2002 (2nd)
Henrik Zetterberg	1	2008 (2nd)
CENTER	NO. TIMES SELECTED	SEASON AND TEAM
Cooney Weiland	1	1935 (2nd)
Marty Barry	1	1937 (1st)
Sid Abel	3	1949 (1st), 1950 (1st), 1951 (2nd)
Alex Delvecchio	1	1953 (2nd)
Norm Ullman	2	1965 (1st), 1967 (2nd)
Sergei Fedorov	1	1994 (1st)
Steve Yzerman	1	2000 (1st)
Pavel Datsyuk	1	2009 (2nd)
RIGHT WING	NO. TIMES SELECTED	SEASON AND TEAM
Larry Aurie	1	1937 (1st)
Gordie Howe	*21	1949 (2nd), 1950 (2nd), 1951 (1st), 1952 (1st), 1953 (1st), 1954 (1st), 1956 (2nd), 1957 (1st), 1958 (1st), 1959 (2nd), 1960 (1st), 1961 (2nd), 1962 (2nd), 1963 (1st), 1964 (2nd), 1965 (2nd), 1966 (1st), 1967 (2nd), 1968 (1st), 1969 (1st), 1970 (1st)
Mickey Redmond	2	1973 (1st), 1974 (2nd)
COACH		
Jack Adams	3	1937 (1st), 1943 (1st), 1945 (2nd)
Bobby Kromm	1	Jack Adams Trophy 1978
Jacques Demers	2	Jack Adams Trophy 1987, 1988
Scotty Bowman	1	Jack Adams Trophy 1996
Dave Lewis	1	2004

*-NHL Record

ACTIVE PLAYERS IN BOLD CAPITALS

DETROIT RED WINGS NHL TROPHY WINNERS

ART ROSS TROPHY (Points Leader)

Ted Lindsay	1949-50
Gordie Howe	1950-51
Gordie Howe	1951-52
Gordie Howe	1952-53
Gordie Howe	1953-54
Gordie Howe	1956-57
Gordie Howe	1962-63

HART TROPHY (Most Valuable Player)

Ebbie Goodfellow	1939-40
Sid Abel	1948-49
Gordie Howe	1951-52
Gordie Howe	1952-53
Gordie Howe	1956-57
Gordie Howe	1957-58
Gordie Howe	1959-60
Gordie Howe	1962-63
Sergei Fedorov	1993-94

VEZINA TROPHY (Best Goalie)

Norm Smith	1936-37
John Mowers	1942-43
Terry Sawchuk	1951-52
Terry Sawchuk	1952-53
Terry Sawchuk	1954-55

NORRIS TROPHY (Best Defenseman)

Red Kelly	1953-54
Paul Coffey	1994-95
Nicklas Lidstrom	2000-01
Nicklas Lidstrom	2001-02
Nicklas Lidstrom	2002-03
Nicklas Lidstrom	2005-06
Nicklas Lidstrom	2006-07
Nicklas Lidstrom	2007-08
Nicklas Lidstrom	2010-11

CALDER TROPHY (Rookie of the Year)

Carl Voss	1932-33
Jim McFadden	1947-48
Terry Sawchuk	1950-51
Glenn Hall	1955-56
Roger Crozier	1964-65

FRANK J. SELKE TROPHY (Best Defensive Forward)

Sergei Fedorov	1993-94
Sergei Fedorov	1995-96
Steve Yzerman	1999-00
Kris Draper	2003-04
Pavel Datsyuk	2007-08
Pavel Datsyuk	2008-09
Pavel Datsyuk	2009-10

WILLIAM M. JENNINGS TROPHY (Fewest Goals-Against)

Chris Osgood & Mike Vernon	1995-96
Chris Osgood & Dominik Hasek	2007-08

LADY BYNG TROPHY (Sportsmanship & Ability)

Marty Barry	1936-37
Bill Quackenbush	1948-49
Red Kelly	1950-51
Red Kelly	1952-53
Red Kelly	1953-54
Dutch Reibel	1955-56
Alex Delvecchio	1958-59
Alex Delvecchio	1965-66
Alex Delvecchio	1968-69
Marcel Dionne	1974-75

Pavel Datsyuk	2005-06
Pavel Datsyuk	2006-07
Pavel Datsyuk	2007-08
Pavel Datsyuk	2008-09

TED LINDSAY AWARD

(Outstanding Performer Selected by Players' Assn.)

Steve Yzerman	1988-89
Sergei Fedorov	1993-94

PLUS-MINUS AWARD (Plus-Minus Leader)

Paul Ysebaert	1991-92
Vladimir Konstantinov	1995-96
Chris Chelios	2001-02
Pavel Datsyuk	2007-08

CONN SMYTHE TROPHY (Playoff MVP)

Roger Crozier	1966
Mike Vernon	1997
Steve Yzerman	1998
Nicklas Lidstrom	2002
Henrik Zetterberg	2008

JACK ADAMS AWARD (Coach of the Year)

Bobby Kromm	1977-78
Jacques Demers	1986-87
Jacques Demers	1987-88
Scotty Bowman	1995-96

BILL MASTERTON TROPHY (Perseverance, Sportsmanship and Dedication to Hockey)

Brad Park	1983-84
Steve Yzerman	2002-03

LESTER PATRICK TROPHY

(Outstanding Service to U.S. Hockey)

Jack Adams	1966
James Norris Sr.	1967
Gordie Howe	1967
Terry Sawchuk	1971
James D. Norris	1972
"Cooney" Weiland	1972
Alex Delvecchio	1974
Tommy Ivan	1975
Bruce A. Norris	1976
Murray Armstrong	1977
John Bucyk	1977
John Ziegler Jr.	1984
Keith Allen	1988
Bud Poile	1989
Mike Ilitch	1991
Al Arbour	1992
Max McNab	1998
Scotty Bowman	2001
Reed Larson	2006
Red Berenson	2006
Steve Yzerman	2006
Marcel Dionne	2006
Ted Lindsay	2008
JIM DEVELLANO	2009

KING CLANCY AWARD

(Leadership Qualities, Noteworthy
Humanitarian Contribution)

Brendan Shanahan	2002-03
Henrik Zetterberg	2014-15

NHL FOUNDATION PLAYER AWARD

(Leader in the Community)

Darren McCarty	2002-03
Henrik Zetterberg	2012-13

ACTIVE PLAYER/STAFF IN BOLD CAPITALS

HALL OF FAME DETROIT RED WINGS

RED WINGS IN HOCKEY HALL OF FAME

Sid Abel 1969
Jack Adams 1959
Keith Allen 1996
Al Arbour 1996
Marty Barry 1965
Andy Bathgate 1978
Leo Boivin 1986
Scotty Bowman 1991
John Bucyk 1981
Chris Chelios 2013
Dino Ciccarelli 2010
Paul Coffey 2004
Charlie Conacher 1961
Roy Conacher 1998
Alex Connell 1958
Murray Costello 2005
Alex Delvecchio 1977
Jim Devellano 2010
Marcel Dionne 1992
Bernie Federko 2002
Sergei Fedorov 2015
Viacheslav Fetisov 2001
Frank Foyston 1958
Frank Frederickson 1958
Bill Gadsby 1970
Ed Giacomin 1987
Ebbie Goodfellow 1963

Glenn Hall 1975
Doug Harvey 1973
Dominik Hasek 2014
George Hay 1958
Hap Holmes 1972
Gordie Howe 1972
Mark Howe 2011
Syd Howe 1965
Brett Hull 2009
Michael Ilitch 2003
Tommy Ivan 1974
Duke Keats 1958
Red Kelly 1969
Brian Kilrea 2003
Igor Larionov 2008
Herbie Lewis 1989
Nicklas Lidstrom 2015
Ted Lindsay 1966
Harry Lumley 1980
Budd Lynch 1985
Frank Mahovlich 1981
Bruce Martyn 1991
Mike Modano 2014
Larry Murphy 2004
Harry Neale 2013
Vaclav Nedomansky 2019
Reg Noble 1962

Bruce A. Norris 1969
James Norris 1958
James D. Norris 1962
Adam Oates 2012
Brad Park 1988
Bud Poile 1990
Marcel Pronovost 1978
Bill Quackenbush 1976
Mickey Redmond 2011
Luc Robitaille 2009
Jim Rutherford 2019
Borje Salming 1996
Terry Sawchuk 1971
Earl Seibert 1964
Brendan Shanahan 2013
Darryl Sittler 1989
Jack Stewart 1964
Dave Strader 2017
Cecil "Tiny" Thompson 1959
Norm Ullman 1982
Rogie Vachon 2016
Carl Voss 1974
Jack Walker 1960
Harry Watson 1994
Cooney Weiland 1971
Steve Yzerman 2009
John A. Ziegler Jr. 1987

MEMBERS OF RED WINGS HALL OF FAME

Sid Abel 1944
Jack Adams 1945
Larry Aurie 1944
Marty Barry 1944
Mud Bruneteau 1944
Joe Carveth 1978
Carson Cooper 1949
Alex Delvecchio 1978
Bill Gadsby 1978
Ebbie Goodfellow 1944
Don Grosso 1947
George Hay 1944

Gordie Howe 1985
Syd Howe 1944
Tommy Ivan 1977
Red Kelly 1978
Herb Lewis 1944
Ted Lindsay 1962
Carl Liscombe 1964
Carl Mattson 1978
Bucko McDonald 1961
John Mowers 1946
Reg Noble 1944
Bruce A. Norris 1968

James Norris 1959
James D. Norris 1968
Marguerite Norris 1977
Jimmy Orlando 1962
Marcel Pronovost 1978
Bill Quackenbush 1961
Terry Sawchuk 1971
Jimmy Skinner 1977
Norm Smith 1963
Jack Stewart 1944
Frank "Honey" Walker 1954
Doug Young 1951

RED WINGS BIGGEST VICTORIES & DEFEATS

RED WINGS BIGGEST VICTORIES (SCORING 10 GOALS OR MORE)

SEASON	DATE	OPPONENT	SCORE
1930-31	Dec. 25	Toronto	10-1
1934-35	Dec. 13	at St. Louis	11-2
1941-42	Jan. 4	Montreal	10-0
1942-43	Nov. 5	NY Rangers	12-5
1943-44	Jan. 23	NY Rangers	15-0
1943-44	Feb. 3	NY Rangers	12-2
1943-44	Mar. 16	Boston	10-9
1944-45	Nov. 2	NY Rangers	10-3
1944-45	Dec. 27	NY Rangers	11-3
1944-45	Mar. 4	Boston	10-4
1946-47	Mar. 16	at Chicago	10-6
1948-49	Dec. 29	Boston	10-2
1950-51	Feb. 7	Chicago	11-3
1952-53	Nov. 22	Chicago	10-1
1952-53	Dec. 11	at Boston	10-1
1952-53	Mar. 2	Boston	10-2
1964-65	Mar. 18	Boston	10-3
1965-66	Dec. 2	Boston	10-2
1973-74	Oct. 21	California	11-2
1977-78	Nov. 16	St. Louis	10-1
1981-82	Oct. 29	Calgary	12-4
1981-82	Nov. 5	Los Angeles	10-2
1984-85	Feb. 27	Vancouver	11-5
1987-88	Nov. 25	Winnipeg	10-8
1987-88	Dec. 4	Chicago	12-0
1991-92	Nov. 7	St. Louis	10-3
1991-92	Feb. 15	San Jose	11-1
1992-93	Nov. 23	Tampa Bay	10-5
1992-93	Nov. 25	St. Louis	11-6
1993-94	Nov. 27	Dallas	10-4
1993-94	Jan. 6	at San Jose	10-3
1995-96	Dec. 2	at Montreal	11-1

RED WINGS BIGGEST DEFEATS (ALLOWING 10 GOALS OR MORE)

SEASON	DATE	OPPONENT	SCORE
1939-40	Feb. 13	at Boston	10-3
1941-42	Jan. 25	at NY Rangers	11-2
1945-46	Mar. 17	Toronto	11-7
1958-59	Mar. 7	at Montreal	10-2
1964-65	Dec. 5	at Toronto	10-2
1966-67	Apr. 1	at NY Rangers	10-5
1970-71	Jan. 2	at Toronto	13-0
1970-71	Mar. 16	Boston	11-4
1973-74	Feb. 2	at Philadelphia	12-2
1974-75	Oct. 23	at Atlanta	10-1
1979-80	Mar. 27	at Buffalo	10-1
1980-81	Jan. 15	at Calgary	10-0
1980-81	Jan. 20	at Los Angeles	11-4
1984-85	Dec. 1	at St. Louis	10-5
1985-86	Oct. 17	at Minnesota	10-1
1985-86	Nov. 30	at Montreal	10-1
1985-86	Dec. 11	Minnesota	10-2
1985-86	Dec. 23	at NY Rangers	10-2
1987-88	Feb. 23	Philadelphia	11-6
1988-89	Jan. 20	at Pittsburgh	10-5
1989-90	Oct. 5	at Calgary	10-7
1992-93	Feb. 24	at Buffalo	10-7
1993-94	Oct. 9	at Los Angeles	10-3
2010-11	Mar. 30	St. Louis	10-3
2017-18	Dec. 2	at Montreal	10-1

RED WINGS ALL-TIME SHOOTOUT RESULTS

DATE	OPPONENT	RESULT	DECIDING GOAL	DET GOALIE	OPP GOALIE
12/20/05	Columbus	W, 2-1	Jason Williams	Chris Osgood	Pascal Leclaire
1/28/06	at Dallas	L, 3-2	Mike Modano	Manny Legace	Marty Turco
3/18/06	at Edmonton	W, 2-0	Jason Williams	Manny Legace	Dwayne Roloson
3/21/06	Nashville	L, 4-3	Martin Erat	Manny Legace	Tomas Vokoun
3/25/06	Columbus	L, 1-0	Jaroslav Balastik	Chris Osgood	Pascal Leclaire
4/3/06	at Calgary	W, 2-1	Pavel Datsyuk	Chris Osgood	Mikha Kiprusoff
4/7/06	Columbus	W, 1-0	Tomas Holmstrom	Manny Legace	Marc Denis
10/13/06	Buffalo	L, 1-2	Ales Kotalik	Dominik Hasek	Ryan Miller
11/18/06	at Edmonton	L, 2-3	Raffi Torres	Joey MacDonald	Dwayne Roloson
11/24/06	St. Louis	L, 0-2	Martin Rucinsky	Dominik Hasek	Manny Legace
1/9/07	at Colorado	W, 2-1	Henrik Zetterberg	Dominik Hasek	Peter Budaj
2/23/07	Edmonton	L, 0-1	Ryan Smyth	Dominik Hasek	Dwayne Roloson
3/6/07	Nashville	W, 2-1	Johan Franzen	Chris Osgood	Tomas Vokoun
3/22/07	Columbus	L, 2-3	Sergei Fedorov	Chris Osgood	Fredrik Norrena
3/24/07	St. Louis	L, 0-1	Doug Weight	Dominik Hasek	Jason Bacashihua
3/30/07	Dallas	L, 0-1	Sergei Zubov	Dominik Hasek	Mike Smith
4/5/07	at Chicago	L, 2-3	Patrick Sharp	Chris Osgood	Nikolai Khabibulin
10/30/07	Anaheim	W, 3-2	Jiri Hudler	Dominik Hasek	Ilya Bryzgalov
10/6/07	Chicago	L, 3-4	Patrick Kane	Dominik Hasek	Nikolai Khabibulin
11/7/07	Nashville	W, 3-2	Pavel Datsyuk	Chris Osgood	Chris Mason
11/18/07	Columbus	W, 5-4	Johan Franzen	Chris Osgood	Pascal Leclaire
11/24/07	Columbus	L, 2-3	Rick Nash	Chris Osgood	Pascal Leclaire
12/13/07	Edmonton	L, 3-4	Ales Hensky	Dominik Hasek	Dwayne Roloson
12/17/07	Washington	W, 4-3	Henrik Zetterberg	Dominik Hasek	Olaf Kolzig
1/10/08	Minnesota	L, 5-6	Marian Gaborik	Chris Osgood	Josh Harding
1/17/08	Vancouver	W, 3-2	Henrik Zetterberg	Dominik Hasek	Roberto Luongo
2/26/08	Edmonton	L, 3-4	Robert Nilsson	Chris Osgood	Mathieu Garon
10/25/08	at Chicago	W, 6-5	Marian Hossa	Ty Conklin	Nikolai Khabibulin
10/27/08	at Los Angeles	W, 4-3	Pavel Datsyuk	Chris Osgood	Jason LaBarbera
12/6/08	Chicago	W, 5-4	Pavel Datsyuk	Ty Conklin	Cristobal Huet
12/13/08	at Phoenix	W, 5-4	Jiri Hudler	Chris Osgood	Ilya Bryzgalov
12/27/08	at Colorado	L, 3-4	Wojtek Wolski	Ty Conklin	Peter Budaj
1/3/09	at Minnesota	W, 3-2	Pavel Datsyuk	Chris Osgood	Josh Harding
2/2/09	at St. Louis	W, 4-3	Marian Hossa	Chris Osgood	Chris Mason
2/15/09	Colorado	L, 5-6	Jordan Leopold	Chris Osgood	Andrew Raycroft
3/12/09	Calgary	L, 5-6	Olli Jokinen	Ty Conklin	Mikha Kiprusoff
4/9/09	Nashville	L, 3-4	Jason Arnett	Chris Osgood	Pekka Rinne
10/17/09	Colorado	L, 3-4	Milan Hejduk	Chris Osgood	Craig Anderson
10/29/09	at Edmonton	L, 5-6	Patrick O'Sullivan	Jimmy Howard	Nikolai Khabibulin
11/5/09	San Jose	W, 2-1	Pavel Datsyuk	Chris Osgood	Evgeni Nabokov
11/21/09	at Montreal	W, 3-2	Pavel Datsyuk	Jimmy Howard	Carey Price
11/28/09	at St. Louis	W, 4-3	Todd Bertuzzi	Jimmy Howard	Chris Mason
12/5/09	at New Jersey	L, 3-4	Patrick Elias	Chris Osgood	Martin Brodeur
1/16/10	at Dallas	L, 2-3	Steve Ott	Jimmy Howard	Alex Auld
1/17/10	Chicago	L, 3-4	Patrick Sharp	Jimmy Howard	Antti Niemi
1/21/10	at Minnesota	W, 4-3	Drew Miller	Jimmy Howard	Niklas Backstrom
1/31/10	at Pittsburgh	L, 1-2	Sidney Crosby	Jimmy Howard	Marc-Andre Fleury
2/9/10	at St. Louis	L, 3-4	Brad Boyes	Jimmy Howard	Chris Mason
2/11/10	San Jose	L, 2-3	Patrick Marleau	Jimmy Howard	Evgeni Nabokov
3/19/10	at Edmonton	L, 2-3	Gilbert Brule	Jimmy Howard	Devan Dubnyk
3/27/10	at Nashville	W, 1-0	Niklas Kronwall	Jimmy Howard	Pekka Rinne
4/9/10	at Columbus	W, 1-0	Todd Bertuzzi	Jimmy Howard	Steve Mason
10/12/10	Colorado	L, 4-5	Brandon Yip	Jimmy Howard	Peter Budaj
1/7/11	at Calgary	W, 5-4	Todd Bertuzzi	Jimmy Howard	Mikha Kiprusoff
1/8/11	at Vancouver	W, 2-1	Jiri Hudler	Jimmy Howard	Roberto Luongo
1/14/11	at Columbus	L, 2-3	Antoine Vermette	Joey MacDonald	Steve Mason
2/20/11	at Minnesota	W, 2-1	Pavel Datsyuk	Jimmy Howard	Niklas Backstrom
2/26/11	at Buffalo	W, 3-2	Pavel Datsyuk	Joey MacDonald	Ryan Miller
3/5/11	at Phoenix	L, 4-5	Radim Vrbata	Jimmy Howard	Ilya Bryzgalov
3/21/11	Pittsburgh	L, 4-5	James Neal	Joey MacDonald	Brent Johnson
11/25/11	at Boston	W, 3-2	Todd Bertuzzi	Jimmy Howard	Tuukka Rask
1/12/12	Phoenix	W, 3-2	Henrik Zetterberg	Jimmy Howard	Mike Smith
1/17/12	at Dallas	W, 3-2	Jiri Hudler	Ty Conklin	Richard Bachman

RED WINGS ALL-TIME SHOOTOUT RESULTS

DATE	OPPONENT	RESULT	DECIDING GOAL	DET GOALIE	OPP GOALIE
1/19/12	at Phoenix	W, 3-2	Todd Bertuzzi	Jimmy Howard	Mike Smith
1/21/12	Columbus	W, 3-2	Valtteri Filppula	Jimmy Howard	Curtis Sanford
2/2/12	at Vancouver	W, 4-3	Pavel Datsyuk	Jimmy Howard	Roberto Luongo
2/4/12	at Edmonton	L, 4-5	Ryan Nugent-Hopkins	Joey MacDonald	Devan Dubnyk
2/10/12	Anaheim	W, 2-1	Todd Bertuzzi	Joey MacDonald	Jonas Hiller
2/23/12	Vancouver	L, 3-4	Alexandre Burrows	Jimmy Howard	Roberto Luongo
4/1/12	Florida	W, 2-1	Jiri Hudler	Jimmy Howard	Scott Clemmensen
4/4/12	at St. Louis	W, 3-2	Todd Bertuzzi	Jimmy Howard	Brian Elliott
4/7/12	Chicago	L, 2-3	Patrick Kane	Jimmy Howard	Corey Crawford
1/21/13	at Columbus	W, 4-3	Damien Brunner	Jimmy Howard	Sergei Bobrovsky
2/28/13	at San Jose	W, 2-1	Damien Brunner	Jonas Gustavsson	Antti Niemi
3/3/13	Chicago	L, 1-2	Patrick Kane	Jimmy Howard	Corey Crawford
3/10/13	Columbus	L, 2-3	Matt Calvert	Jimmy Howard	Sergei Bobrovsky
4/11/13	San Jose	L, 2-3	Patrick Marleau	Jimmy Howard	Antti Niemi
4/12/13	at Chicago	L, 2-3	Brandon Saad	Jimmy Howard	Corey Crawford
4/20/13	at Vancouver	L, 1-2	Maxim Lapierre	Jimmy Howard	Cory Schneider
10/21/13	San Jose	L, 0-1	Logan Couture	Jimmy Howard	Antti Niemi
11/12/13	Winnipeg	L, 2-3	Andrew Ladd	Jimmy Howard	Ondrej Pavelec
11/15/13	Washington	L, 3-4	Nicklas Backstrom	Jimmy Howard	Braden Holtby
11/16/13	at NY Islanders	L, 4-5	Frans Nielsen	Jonas Gustavsson	Kevin Poulin
12/10/13	at Florida	L, 2-3	Brad Boyes	Jimmy Howard	Tim Thomas
12/12/13	at Tampa Bay	L, 1-2	Martin St-Louis	Jonas Gustavsson	Ben Bishop
12/21/13	at Toronto	W, 5-4	Daniel Alfredsson	Jonas Gustavsson	Jonathan Bernier
1/1/14	Toronto	L, 2-3	Tyler Bozak	Jimmy Howard	Jonathan Bernier
1/18/14	Los Angeles	W, 3-2	Tomas Tatar	Jimmy Howard	Jonathan Quick
1/22/14	Chicago	W, 5-4	Darren Helm	Jonas Gustavsson	Corey Crawford
1/26/14	Florida	L, 4-5	Nick Bjugstad	Jonas Gustavsson	Tim Thomas
1/31/14	Washington	W, 4-3	Patrick Eaves	Jimmy Howard	Michal Neuvirth
3/14/14	Edmonton	W, 2-1	Tomas Tatar	Jimmy Howard	Viktor Fasth
4/9/14	at Pittsburgh	L, 3-4	Jussi Jokinen	Jonas Gustavsson	Marc-Andre Fleury
10/15/14	Boston	L, 2-3	David Krejci	Jimmy Howard	Tuukka Rask
11/2/14	at Buffalo	L, 2-3	Zemgus Girgensons	Jimmy Howard	Michal Neuvirth
11/9/14	Tampa Bay	L, 3-4	Ryan Callahan	Jimmy Howard	Ben Bishop
11/28/14	at New Jersey	W, 5-4	Gustav Nyquist	Petr Mrazek	Cory Schneider
12/10/14	Toronto	L, 1-2	Mike Santorelli	Jimmy Howard	James Reimer
12/12/14	Florida	L, 2-3	Vincent Trocheck	Jimmy Howard	Roberto Luongo
12/16/14	Columbus	L, 0-1	Boone Jenner	Jimmy Howard	Sergei Bobrovsky
12/21/14	Colorado	L, 1-2	Jarome Iginla	Petr Mrazek	Calvin Pickard
1/20/15	Minnesota	W, 5-4	Pavel Datsyuk	Petr Mrazek	Darcy Kuemper
2/14/15	Winnipeg	L, 4-5	Drew Stafford	Jimmy Howard	Michael Hutchinson
2/18/15	at Chicago	W, 3-2	Tomas Tatar	Jimmy Howard	Corey Crawford
2/23/15	at Anaheim	L, 3-4	Jakob Silfverberg	Jimmy Howard	John Gibson
3/31/15	Ottawa	L, 1-2	Mark Stone	Jimmy Howard	Andrew Hammond
4/4/15	at Minnesota	W, 3-2	Darren Helm	Jimmy Howard	Devan Dubnyk
12/1/15	Buffalo	W, 5-4	Brad Richards	Petr Mrazek	Linus Ullmark
12/8/15	at Washington	L, 2-3	T.J. Oshie	Jimmy Howard	Braden Holtby
12/18/15	Vancouver	L, 3-4	Linden Vey	Petr Mrazek	Ryan Miller
1/17/16	Philadelphia	L, 1-2	Jakub Voracek	Petr Mrazek	Michal Neuvirth
2/12/16	Colorado	L, 2-3	Blake Comeau	Petr Mrazek	Semyon Varlamov
2/20/16	at Ottawa	L, 2-3	Kyle Turris	Petr Mrazek	Craig Anderson
2/23/16	Columbus	W, 2-1	Riley Sheahan	Petr Mrazek	Curtis McElhinney
10/27/16	at St. Louis	W, 2-1	Henrik Zetterberg	Petr Mrazek	Jake Allen
11/8/16	at Philadelphia	W, 3-2	Andreas Athanasiou	Jimmy Howard	Steve Mason
11/23/16	at Buffalo	W, 2-1	Thomas Vanek	Jimmy Howard	Robin Lehner
12/6/16	at Winnipeg	W, 4-3	Henrik Zetterberg	Petr Mrazek	Connor Hellebuyck
12/23/16	at Florida	W, 4-3	Frans Nielsen	Jared Coreau	Roberto Luongo
1/18/17	vs. Boston	W, 6-5	Frans Nielsen	Petr Mrazek	Tuukka Rask
2/18/17	vs. Washington	W, 3-2	Henrik Zetterberg	Petr Mrazek	Braden Holtby
3/16/17	at Arizona	W, 5-4	Gustav Nyquist	Petr Mrazek	Mike Smith
4/3/17	at Ottawa	W, 5-4	Evgeny Svechnikov	Petr Mrazek	Craig Anderson

RED WINGS ALL-TIME SHOOTOUT RESULTS

DATE	OPPONENT	RESULT	DECIDING GOAL	DET GOALIE	OPP GOALIE
10/7/17	at Ottawa	W, 2-1	Frans Nielsen	Jimmy Howard	Craig Anderson
10/28/17	at Florida	W, 3-2	Gustav Nyquist	Jimmy Howard	James Reimer
11/11/17	Columbus	L, 1-2	Jack Johnson	Jimmy Howard	Sergei Bobrovsky
12/29/17	NY Rangers	W, 3-2	Frans Nielsen	Jimmy Howard	Henrik Lundqvist
1/31/18	San Jose	W, 2-1	Justin Abdelkader	Petr Mrazek	Martin Jones
3/20/18	Philadelphia	W, 5-4	Frans Nielsen	Jimmy Howard	Alex Lyon
10/8/18	at Anaheim	L, 2-3	Troy Terry	Jimmy Howard	John Gibson
11/6/18	Vancouver	W, 3-2	Dylan Larkin	Jimmy Howard	Jacob Markstrom
11/10/18	at Carolina	W, 4-3	Frans Nielsen	Jonathan Bernier	Scott Darling
11/24/18	Buffalo	L, 2-3	Sam Reinhart	Jimmy Howard	Linus Ullmark
12/4/18	Tampa Bay	L, 5-6	Nikita Kucherov	Jimmy Howard	Eddie Pasquale
12/15/18	at NY Islanders	L, 3-4	Mathew Barzal	Jonathan Bernier	Thomas Greiss
12/31/18	Florida	L, 3-4	Jonathan Huberdeau	Jimmy Howard	James Reimer
3/7/19	NY Rangers	W, 3-2	Andreas Athanasiou	Jimmy Howard	Henrik Lundqvist

ALL-TIME SHOOTOUT TOTALS

	WINS	LOSSES	SHOTS	SAVES
HOME	29	43	77-for-269 (28.6%)	166-for-255 (65.1%)
ROAD	37	28	77-for-230 (30.9%)	171-for-234 (73.1%)
TOTAL	66	71	154-for-499 (30.9%)	337-for-489 (68.9%)

ALL-TIME TEAM SHOOTOUT LEADERS

SHOOTOUT GOALS			SHOOTOUT-DECIDING GOALS	
1.	Pavel Datsyuk	40	Pavel Datsyuk	11
2.	Henrik Zetterberg	16	Todd Bertuzzi	7
3.	Gustav Nyquist	14	Henrik Zetterberg	7
4.	Todd Bertuzzi	12	Jiri Hudler	5
5.	Jiri Hudler	12	Gustav Nyquist	5
6.	Jason Williams	9	Frans Nielsen	4
7.	Frans Nielsen	7	Tomas Tatar	3
8.	Tomas Tatar	7	Andreas Athanasiou	2
9.	Thomas Vanek	5	Damien Brunner	2
10.	Andreas Athanasiou	5	Johan Franzen	2
11.	(Multiple Players Tied)	2	Darren Helm	2
12.			Marian Hossa	2
13.			Jason Williams	2
14.			(Multiple Players Tied)	1
15.				

PENALTY SHOTS INVOLVING RED WINGS

(RULE INSTITUTED IN 1934-35) (GOOD UNLESS NG)

DATE	PLAYER	TEAM	GOALIE	TEAM
Nov. 15, 1934	Ebbie Goodfellow-NG	at DETROIT	Percy Jackson	NY Rangers
Nov. 22, 1934	Bill Cook-NG	at NY Rangers	Norm Smith	DETROIT
Nov. 22, 1934	Ebbie Goodfellow-NG	DETROIT	Andy Aitkenhead	at NY Rangers
Nov. 24, 1934	Bill Thomas-NG	at Toronto	Norm Smith	DETROIT
Dec. 13, 1934	Ebbie Goodfellow	DETROIT	Bill Beveridge	at St. Louis
Dec. 20, 1934	Ebbie Goodfellow-NG	at DETROIT	Alex Connell	Mon. Maroons
Feb. 10, 1935	Ebbie Goodfellow-NG	at DETROIT	Alex Connell	Mon. Maroons
Feb. 17, 1935	Ebbie Goodfellow-NG	at DETROIT	Dave Kerr	NY Rangers
Feb. 21, 1935	Earl Robinson-NG	Mon. Maroons	John Roach	at DETROIT
Mar. 3, 1935	Charlie McVeigh-NG	NY Americans	Norm Smith	at DETROIT
Mar. 9, 1935	Armand Mondou-NG	at Mon. Canadiens	Norm Smith	DETROIT
Nov. 14, 1935	Art Coulter-NG	NY Rangers	Norm Smith	at DETROIT
Nov. 24, 1935	Ebbie Goodfellow-NG	at DETROIT	George Hainsworth	Toronto
Dec. 19, 1935	Dave Schriener-NG	at NY Americans	Norm Smith	DETROIT
Dec. 29, 1935	Ebbie Goodfellow-NG	at DETROIT	Cecil Thompson	Boston
Jan. 1, 1936	Paul Thompson	at Chicago	Norm Smith	DETROIT
Nov. 22, 1936	King Clancy-NG	Toronto	Norm Smith	at DETROIT
Dec. 3, 1936	Neil Colville-NG	NY Rangers	Norm Smith	at DETROIT
Dec. 25, 1936	John Sorrell-NG	at DETROIT	Mike Karakas	Chicago
Dec. 31, 1936	Mud Bruneteau-NG	at DETROIT	Roy Worters	NY Americans
Jan. 7, 1937	Hap Emms-NG	at NY Americans	Norm Smith	DETROIT
Feb. 7, 1937	John Sorrell	at DETROIT	Cecil Thompson	Boston
Mar. 4, 1937*	John Sorrell-NG	at DETROIT	Dave Kerr	NY Rangers
Mar. 4, 1937*	Alex Shibicky-NG	NY Rangers	Norm Smith	at DETROIT
Dec. 25, 1937	George Parsons-NG	at Toronto	Norm Smith	DETROIT
Nov. 6, 1938	Charlie Conacher-NG	at DETROIT	Frank Brimsek	Boston
Nov. 24, 1938	Mud Bruneteau-NG (1st Pd.)	at DETROIT	Mike Karakas	Chicago
Nov. 24, 1938	Mud Bruneteau-NG (2nd Pd.)	at DETROIT	Mike Karakas	Chicago
Jan. 22, 1939	Woody Dumart	Boston	Cecil Thompson	at DETROIT
Jan. 28, 1939	Nick Metz-NG	at Toronto	Cecil Thompson	DETROIT
Dec. 17, 1939	Ebbie Goodfellow-NG	at DETROIT	Dave Kerr	NY Rangers
Feb. 13, 1940	Ebbie Goodfellow	DETROIT	Frank Brimsek	at Boston
Feb. 29, 1940	Syd Howe-NG	DETROIT	Turk Broda	at Toronto
Mar. 3, 1940	Mud Bruneteau	at DETROIT	Frank Brimsek	Boston
Nov. 19, 1940	Roy Conacher-NG	at Boston	John Mowers	DETROIT
Dec. 5, 1940	Earl Siebert-NG	at Chicago	John Mowers	DETROIT
Dec. 17, 1940	Archie Wilder-NG	DETROIT	Earl Robertson	at NY Americans
Jan. 24, 1941	Charlie Conacher	NY Americans	John Mowers	at DETROIT
Dec. 4, 1941	Don Grosso-NG	at DETROIT	Charlie Rayner	NY Americans
Dec. 25, 1941	Jack Stewart-NG	at DETROIT	Charlie Rayner	NY Americans
Jan. 3, 1942	Sid Abel-NG	DETROIT	Paul Bibeault	at Mon. Canadiens
Feb. 22, 1942	Eddie Bush-NG	at DETROIT	Turk Broda	Toronto
Feb. 25, 1942	Sid Abel	DETROIT	Jim Henry	at NY Rangers
Mar. 24, 1942*	Charlie Sands-NG	at Mon. Canadiens	John Mowers	DETROIT
Nov. 21, 1943	Syd Howe	at DETROIT	Hec Highton	Chicago
Jan. 18, 1945	Fred Thurier	NY Rangers	Harry Lumley	at DETROIT
Jan. 21, 1945	Ray Gettiffe	Mon. Canadiens	Harry Lumley	at DETROIT
Nov. 25, 1945	Alex Shibicky	NY Rangers	Harry Lumley	at DETROIT
Jan. 12, 1946	Carl Liscombe-NG	DETROIT	Frank McCool	at Toronto
Mar. 9, 1947	Pat Lundy-NG	DETROIT	Frank Brimsek	at Boston
Nov. 19, 1947	Buddy O'Connor-NG	NY Rangers	Harry Lumley	at DETROIT

PENALTY SHOTS INVOLVING RED WINGS

DATE	PLAYER	TEAM	GOALIE	TEAM
Mar. 5, 1953	Gordie Howe	at DETROIT	Gump Worsley	NY Rangers
Dec. 31, 1961	Gordie Howe	at DETROIT	John Bower	Toronto
Jan. 31, 1962	Bruce MacGregor-NG	DETROIT	Glenn Hall	at Chicago
Feb. 4, 1962	Alex Delvecchio-NG	DETROIT	Bruce Gamble	at Boston
Mar. 14, 1962	Andy Bathgate	NY Rangers	Hank Bassen	at DETROIT
Feb. 26, 1963	Camille Henry	NY Rangers	Terry Sawchuk	at DETROIT
Nov. 20, 1963	Doug Barkley	DETROIT	Glenn Hall	at Chicago
Nov. 27, 1963	Rod Gilbert	at NY Rangers	Terry Sawchuk	DETROIT
Dec. 8, 1963	Claude LaForge	at DETROIT	Don Simmons	Toronto
Jan. 5, 1967	Norm Ullman	at DETROIT	Glenn Hall	Chicago
Feb. 8, 1967	Pete Stenkowski-NG	at Toronto	Roger Crozier	DETROIT
Jan. 28, 1968	Wayne Connelly-NG	at Minnesota	Roger Crozier	DETROIT
Mar. 9, 1968	Mike Walton	at Toronto	Roger Crozier	DETROIT
Oct. 28, 1968	Claude Provost-NG	Montreal	Roger Crozier	at DETROIT
Dec. 6, 1969	Andre Boudrias-NG	at St. Louis	Roger Crozier	DETROIT
Jan. 14, 1971	Jean Pronovost	Pittsburgh	Roy Edwards	at DETROIT
Feb. 29, 1972	Guy Charron-NG	at DETROIT	Ed Dycck	Vancouver
Jan. 10, 1973	Ron Schock-NG	at Pittsburgh	Roy Edwards	DETROIT
Jan. 28, 1973	Jacques Lemaire-NG	at Montreal	Denis DeJordy	DETROIT
Mar. 7, 1974	Bill Clement	at Philadelphia	Jim Rutherford	DETROIT
Jan. 23, 1975	Pierre Jarry-NG	DETROIT	Roger Crozier	at Buffalo
Feb. 1, 1975	Lorne Henning	NY Islanders	Jim Rutherford	at DETROIT
Dec. 4, 1976	Dennis Polonich-NG	DETROIT	Rogation Vachon	at Los Angeles
Dec. 12, 1976	Bill Lochead-NG	DETROIT	Gilles Gilbert	at Boston
Jan. 6, 1977	Dean Talafous-NG	Minnesota	Ed Giacomin	at DETROIT
Mar. 12, 1977	Lanny McDonald-NG	Toronto	Jim Rutherford	at DETROIT
Nov. 5, 1977	Reed Larson-NG	at DETROIT	Gilles Meloche	Cleveland
Mar. 5, 1978	Andre St. Laurent-NG	at DETROIT	Gary Smith	Minnesota
Nov. 22, 1978	Dale McCourt-NG	DETROIT	Mario Lessard	at Los Angeles
Jan. 30, 1980	Mike Foligno	DETROIT	Paul Harrison	at Toronto
Mar. 26, 1980	Mike Foligno-NG	at DETROIT	Ron Low	Edmonton
Mar. 14, 1981	Bernie Federko	at St. Louis	Larry Lozinski	DETROIT
Feb. 11, 1982	Thomas Gradin	at DETROIT	Gilles Gilbert	Vancouver
Feb. 11, 1982	Ivan Hlinka	at DETROIT	Gilles Gilbert	Vancouver
Dec. 8, 1982	Clark Gillies-NG	NY Islanders	Corrado Miclaef	at DETROIT
Dec. 10, 1983	Alain Lemieux	at St. Louis	Greg Stefan	DETROIT
Jan. 9, 1984	Ron Duguay-NG	at DETROIT	Grant Fuhr	Edmonton
Jan. 14, 1984	Brent Peterson	Buffalo-NG	Greg Stefan	at DETROIT
Feb. 1, 1984	Bob Crawford	Hartford	Ken Holland	at DETROIT
Feb. 7, 1985	Dwight Foster	at DETROIT	Rick Wamsley	St. Louis
Oct. 8, 1985	Bo Berglund	Minnesota	Corrado Micalef	at DETROIT
Oct. 16, 1985	Gerard Gallant	at DETROIT	Brian Hayward	Winnipeg
Dec. 15, 1985	Denis Savard	at Chicago	Greg Stefan	DETROIT
Feb. 16, 1986	Pierre LaRouche-NG	at NY Rangers	Corrado Micalef	DETROIT
Feb. 16, 1986	Mike Ridley-NG	at NY Rangers	Corrado Micalef	DETROIT
Feb. 17, 1987	Petr Klima-NG	DETROIT	John Vanbiesbrouck	at NY Rangers
Mar. 5, 1987	Bob Probert	at DETROIT	Kari Takko	Minnesota
Mar. 25, 1987	Mel Bridgman	at DETROIT	Roland Melanson	Los Angeles
Nov. 22, 1987	Steve Yzerman-NG	at DETROIT	Doug Kerns	Boston
Feb. 3, 1988	Denis Savard-NG	at Chicago	Glen Hanlon	DETROIT
Apr. 9, 1988*	Petr Klima	DETROIT	Allan Bester	at Toronto
Oct. 28, 1988	Miroslav Frycer-NG	at DETROIT	Don Beaupre	Minnesota

PENALTY SHOTS INVOLVING RED WINGS

DATE	PLAYER	TEAM	GOALIE	TEAM
Feb. 13, 1989	Steve Yzerman	at DETROIT	Bob Essensa	Winnipeg
Feb. 19, 1989	Mike Foligno-NG	at Buffalo	Glen Hanlon	DETROIT
Mar. 31, 1989	Petr Klima-NG	at DETROIT	Jon Casey	Minnesota
Nov. 3, 1989	Jimmy Carson-NG	at DETROIT	Mike Liut	Hartford
Feb. 19, 1990	Russ Courtnall	Montreal	Tim Cheveldae	at DETROIT
Nov. 23, 1990	Rich Sutter-NG	St. Louis	Tim Cheveldae	at DETROIT
Nov. 29, 1990	Joe Kocur	DETROIT	Jacques Cloutier	at Chicago
Jan. 9, 1991	Ken Linseman-NG	Edmonton	Tim Cheveldae	at DETROIT
Jan. 25, 1991	Brent Fedyk-NG	at DETROIT	Vince Riendeau	St. Louis
Oct. 30, 1991	Kevin Miller	at DETROIT	Patrick Roy	Montreal
Nov. 2, 1991	Wes Walz-NG	at Boston	Tim Cheveldae	DETROIT
Jan. 3, 1992	Steve Yzerman	at DETROIT	Grant Fuhr	Toronto
Jan. 29, 1992	Steve Yzerman	at DETROIT	Daren Puppa	Buffalo
Nov. 27, 1992	Paul Ysebaert	at DETROIT	Rob Stauber	Los Angeles
Mar. 18, 1993	Steve Yzerman-NG	at DETROIT	Darcy Wakaluk	Minnesota
Dec. 27, 1993	Sergei Fedorov	DETROIT	Andy Moog	at Dallas
Mar. 4, 1994	Peter Zezel-NG	Toronto	Chris Osgood	at DETROIT
Mar. 22, 1994	Mark Howe-NG	at DETROIT	Ed Belfour	Chicago
Feb. 12, 1995	Sergei Fedorov-NG	at DETROIT	Kelly Hrudey	Los Angeles
Mar. 22, 1995	Bob Errey-NG	at DETROIT	Nikolai Khabibulin	Winnipeg
Apr. 1, 1995	Dave Gagner-NG	at Dallas	Chris Osgood	DETROIT
Nov. 2, 1995	Steve Yzerman-NG	DETROIT	Blaine Lacher	at Boston
Nov. 22, 1995	Igor Larionov	DETROIT	Arturs Irbe	at San Jose
Nov. 18, 1996	Mike Hudson-NG	at Phoenix	Chris Osgood	DETROIT
Nov. 5, 1997	Brendan Shanahan-NG	DETROIT	Trevor Kidd	at Carolina
Dec. 1, 1997	Alexander Mogilny	at Vancouver	Chris Osgood	DETROIT
Oct. 29, 1998	Geoff Courtnall	at St. Louis	Chris Osgood	DETROIT
Feb. 26, 1999	Pavel Bure	Florida	Chris Osgood	at DETROIT
Dec. 28, 1999	Miroslav Satan-NG	at Buffalo	Ken Wregget	DETROIT
Mar. 18, 2000	Chris Drury	at Colorado	Ken Wregget	DETROIT
Feb. 18, 2001	Joe Nieuwendyk	at Dallas	Chris Osgood	DETROIT
Feb. 26, 2002	Dan Boyle-NG	at Tampa Bay	Dominik Hasek	DETROIT
Apr. 21, 2002*	Todd Bertuzzi	at Vancouver	Dominik Hasek	DETROIT
Dec. 6, 2002	Mathieu Dandenault-NG	at Dallas	Marty Turco	Dallas
Jan. 19, 2003	Tomas Holmstrom-NG	at DETROIT	Dan Cloutier	Vancouver
Nov. 1, 2003	Brendan Shanahan - NG	DETROIT	Tommy Salo	at Edmonton
Nov. 15, 2003	Pavel Datsyuk - NG	DETROIT	Dwayne Roloson	at Minnesota
Dec. 13, 2003	Brett Hull - NG	DETROIT	Olaf Kolzig	at Washington
Apr. 7, 2004*	Steve Sullivan - NG	Nashville	Manny Legace	at DETROIT
Nov. 1, 2005	Robert Lang - NG	Detroit	Nikolai Khabibulin	Chicago
Nov. 28, 2005	Joseph Corvo	at Los Angeles	Jimmy Howard	DETROIT
Dec. 1, 2005	Shean Donovan	Calgary	Jimmy Howard	at DETROIT
Feb. 28, 2006	Nils Ekman - NG	at San Jose	Manny Legace	DETROIT
Mar. 4, 2006	Nicklas Lidstrom - NG	DETROIT	Philippe Sauve	at Phoenix
Mar. 7, 2006	Mark Mowers - NG	DETROIT	Curtis Joseph	Phoenix
Mar. 21, 2006	Scott Hartnell	Nashville	Manny Legace	at DETROIT
Mar. 4, 2007	Tomas Holmstrom - NG	DETROIT	Peter Budaj	Colorado
Apr. 21, 2007*	Dan Cleary	DETROIT	Miikka Kiprusoff	Calgary
Dec. 10, 2007	Valtteri Filppula	DETROIT	Dan Ellis	at Nashville
Dec. 15, 2007	Valtteri Filppula	at DETROIT	Tomas Vokoun	Florida
Dec. 15, 2007	Pavel Datsyuk - NG	at DETROIT	Tomas Vokoun	Florida
Dec. 29, 2007	Radim Vrbata	at Phoenix	Chris Osgood	DETROIT

PENALTY SHOTS INVOLVING RED WINGS

DATE	PLAYER	TEAM	GOALIE	TEAM
Mar. 11, 2008	Robert Lang – NG	Chicago	Chris Osgood	at DETROIT
Dec. 15, 2008	Jordan Leopold	Colorado	Chris Osgood	at DETROIT
Apr. 11, 2009	Dustin Byfuglien	Chicago	Ty Conklin	at DETROIT
Oct. 13, 2009	Valtteri Filppula – NG	DETROIT	Ryan Miller	at Buffalo
Dec. 6, 2009	Ryan Callahan – NG	at NY Rangers	Jimmy Howard	DETROIT
Mar. 15, 2010	Curtis Glencross – NG	at Calgary	Jimmy Howard	DETROIT
Apr. 9, 2010	Darren Helm – NG	DETROIT	Steve Mason	at Columbus
May 4, 2010*	Henrik Zetterberg – NG	at DETROIT	Evgeni Nabokov	San Jose
May 8, 2010*	Joe Pavelski – NG	at San Jose	Jimmy Howard	DETROIT
Nov. 11, 2010	Mike Modano – NG	at DETROIT	Nikolai Khabibulin	Edmonton
Nov. 26, 2010	Jared Boll – NG	at Columbus	Jimmy Howard	DETROIT
Jan. 18, 2011	Chris Conner	at Pittsburgh	Joey MacDonald	DETROIT
Mar. 2, 2011	Bobby Ryan	at Anaheim	Jimmy Howard	DETROIT
Nov. 19, 2011	Anze Kopitar – NG	at Los Angeles	Jimmy Howard	DETROIT
Dec. 30, 2011	Jonathan Toews	at Chicago	Jimmy Howard	DETROIT
Jan. 7, 2012	Phil Kessel	at Toronto	Jimmy Howard	DETROIT
Jan. 8, 2012	Jimmy Hayes – NG	at Chicago	Ty Conklin	DETROIT
Feb. 5, 2013	Jarome Iginla – NG	Calgary	Jimmy Howard	DETROIT
Mar. 13, 2013	Mikael Backlund – NG	at Calgary	Jonas Gustavsson	DETROIT
Mar. 16, 2013	Jannik Hansen – NG	at Vancouver	Jimmy Howard	DETROIT
Mar. 25, 2013	Lauri Korpikoski – NG	at Phoenix	Jonas Gustavsson	DETROIT
Apr. 14, 2013	Bobby Butler – NG	at Nashville	Jimmy Howard	DETROIT
May 27, 2013*	Michael Frolik	Chicago	Jimmy Howard	at DETROIT
Oct. 2, 2013	Cory Emmerton – NG	at DETROIT	Ryan Miller	Buffalo
Nov. 24, 2013	Steve Ott – NG	at Buffalo	Jonas Gustavsson	DETROIT
Jan. 4, 2014	Justin Abdelkader – NG	DETROIT	Dan Ellis	at Dallas
Feb. 3, 2014	David Booth – NG	Vancouver	Jimmy Howard	at DETROIT
Feb. 8, 2014	Nikita Kucherov – NG	at Tampa Bay	Jimmy Howard	DETROIT
Mar. 22, 2014	Charlie Coyle	at Minnesota	Jimmy Howard	DETROIT
Oct. 31, 2014	Dustin Brown – NG	Los Angeles	Jimmy Howard	at DETROIT
Nov. 5, 2014	Gustav Nyquist – NG	DETROIT	Henrik Lundqvist	at NY Rangers
Feb. 5, 2015	Martin Erat – NG	at Arizona	Petr Mrazek	DETROIT
Dec. 14, 2015	Tomas Jurco – NG	DETROIT	Henrik Lundqvist	at NY Rangers
Feb. 21, 2016	Jesper Fast – NG	at NY Rangers	Petr Mrazek	DETROIT
Jan. 5, 2017	Tanner Pearson – NG	at Los Angeles	Jared Coreau	DETROIT
Mar. 15, 2017	Gabriel Landeskog – NG	at Colorado	Jimmy Howard	DETROIT
Oct. 16, 2017	Justin Abdelkader	at DETROIT	Andrei Vasilevskiy	Tampa Bay
Dec. 29, 2017	Brady Skjei – NG	at NY Rangers	Jimmy Howard	DETROIT
Jan. 3, 2018	Andreas Athanasiou – NG	at DETROIT	Craig Anderson	Ottawa
Mar. 24, 2018	Martin Frk – NG	DETROIT	Frederik Andersen	at Toronto
Oct. 15, 2018	Jonathan Drouin	at Montreal	Jimmy Howard	DETROIT
Oct. 20, 2018	Aleksander Barkov – NG	at Florida	Jimmy Howard	DETROIT
Nov. 15, 2018	Andreas Athanasiou – NG	DETROIT	Craig Anderson	at Ottawa
Nov. 15, 2018	Michael Rasmussen – NG	DETROIT	Craig Anderson	at Ottawa
Jan. 2, 2019	Andreas Athanasiou	at DETROIT	Mike Smith	Calgary
Feb. 14, 2019	Andreas Athanasiou	at DETROIT	Anders Nilsson	Ottawa
*-Playoffs				

DETROIT RED WINGS ALL-TIME HAT TRICKS

REGULAR SEASON AND PLAYOFFS

- 1926-27 — Duke Keats vs. Pittsburgh, Mar. 10, 1927
 1927-28 — Larry Aurie @ NY Rangers, Jan. 3, 1928
 George Hay vs. Toronto, Mar. 6, 1928
 1928-29 — NONE
 1929-30 — Carson Cooper @ Montreal Maroons, Nov. 28, 1929
 Herbie Lewis (4) vs. Pittsburgh, Feb. 9, 1930
 1930-31 — Larry Aurie @ NY Americans, Dec. 21, 1930
 Ebbie Goodfellow (4) vs. Toronto, Dec. 25, 1930
 1931-32 — NONE
 1932-33 — Johnny Sorrell vs. NY Americans, Nov. 15, 1932
 1933-34 — Johnny Sorrell (4) vs. NY Americans, Nov. 12, 1933
 1934-35 — Cooney Weiland @ St. Louis, Dec. 13, 1934
 1935-36 — Marty Barry vs. Montreal, Jan. 5, 1936
 Syd Howe vs. NY Americans, March 22, 1936
 1936-37 — Larry Aurie @ NY Rangers, Feb. 2, 1937
 Johnny Sorrell vs. Boston, Feb. 7, 1937
 Syd Howe vs. Chicago, Feb. 21, 1937
 Marty Barry @ Montreal Maroons, Mar. 2, 1937
 1937-38 — Herbie Lewis vs. Boston, Mar. 6, 1938
 Carl Liscombe vs. Chicago, Mar. 13, 1938
 1938-39 — Gus Geisberecht vs. NY Americans, Feb. 5, 1939
 Syd Howe vs. NY Americans, Mar. 2, 1939
 *Syd Howe vs. Montreal, Mar. 23, 1939
 1939-40 — Syd Howe vs. Canadiens, Dec. 25, 1939
 1940-41 — Mud Bruneteau (4) @ NY Americans, Mar. 6, 1941
 1941-42 — NONE
 1942-43 — Carl Liscombe vs. NY Rangers, Nov. 5, 1942
 Syd Howe @ Toronto, Dec. 12, 1942
 Carl Liscombe vs. NY Rangers, Jan. 24, 1943
 *Mud Bruneteau vs. Boston, April 1, 1943
 *Don Grosso @ Boston, April 7, 1943
 1943-44 — Mud Bruneteau (4) vs. Boston, Nov. 7, 1943
 Mud Bruneteau vs. Chicago, Nov. 21, 1943
 Syd Howe vs. NY Rangers, Jan. 23, 1944
 Syd Howe (6) vs. NY Rangers, Feb. 3, 1944
 Joe Carveth @ NY Rangers, Feb. 10, 1944
 Adam Brown vs. NY Rangers, Mar. 2, 1944
 Mud Bruneteau vs. Toronto, Mar. 12, 1944
 Carl Liscombe vs. Boston, Mar. 16, 1944
 1944-45 — Jud McAtee vs. NY Rangers, Nov. 2, 1944
 Flash Hollett vs. NY Rangers, Dec. 21, 1944
 Joe Carveth vs. Boston, Mar. 4, 1945
 *Carl Liscombe (4) vs. Boston, Apr. 3, 1945
 1945-46 — Adam Brown vs. Boston, Oct. 28, 1945
 1946-47 — Pete Horeck (4) vs. Chicago, Jan. 23, 1947
 Roy Conacher vs. Montreal, Feb. 22, 1947
 Roy Conacher (4) @ Chicago, Mar. 16, 1947
 Ted Lindsay vs. Chicago, Mar. 16, 1947
 1947-48 — Jim McFadden vs. Chicago, Nov. 22, 1947
 1948-49 — Gerry Couture @ Chicago, Nov. 28, 1948
 Ted Lindsay @ Chicago, Feb. 2, 1949
 1949-50 — Sid Abel vs. Boston, Nov. 2, 1949
 Gerry Couture (4) @ Boston, Feb. 11, 1950
 Gordie Howe @ Boston, Feb. 11, 1950
 Gordie Howe vs. Toronto, Mar. 19, 1950
 1950-51 — Gordie Howe @ Chicago, Jan. 17, 1951
 Gordie Howe @ Chicago, Jan. 23, 1951
 George Gee @ Chicago, Mar. 11, 1951
 Gordie Howe vs. Montreal, Mar. 17, 1951
 1951-52 — Gordie Howe vs. Montreal, Dec. 31, 1951
 Gordie Howe vs. Montreal, Mar. 23, 1952
 1952-53 — Gordie Howe vs. Toronto, Jan. 11, 1953
 Gordie Howe vs. Chicago, Jan. 29, 1953
 Ted Lindsay (4) vs. Boston, Mar. 2, 1953
 1953-54 — NONE
 1954-55 — Red Kelly vs. Boston, Oct. 21, 1954
 Dutch Reibel @ Chicago, Jan. 9, 1955
 Gordie Howe vs. Chicago, Mar. 3, 1955
 Dutch Reibel vs. Toronto, Mar. 13, 1955
 Ted Lindsay vs. Montreal, Mar. 20, 1955
 *Ted Lindsay (4) vs. Montreal, Apr. 5, 1955
 *Gordie Howe vs. Montreal, Apr. 10, 1955
 1955-56 — Gordie Howe vs. Boston, Jan. 19, 1956
 1956-57 — Ted Lindsay vs. Montreal, Nov. 18, 1956
 Gordie Howe vs. NY Rangers, Dec. 25, 1956
 Lorne Ferguson @ NY Rangers, Feb. 2, 1957
 1957-58 — Jack McIntyre vs. Boston, Feb. 22, 1958
 1958-59 — Alex Delvecchio @ Chicago, Oct. 18, 1958
 Johnny Wilson vs. Boston, Nov. 18, 1958
 1959-60 — Norm Ullman vs. Boston, Jan. 21, 1960
 1960-61 — Howie Glover @ Toronto, Jan. 4, 1961
 Norm Ullman (4) vs. NY Rangers, Mar. 14, 1961
 1961-62 — Vic Stasiuk vs. Boston, Oct. 19, 1961
 Norm Ullman vs. Toronto, Dec. 3, 1961
 Gordie Howe vs. Toronto, Dec. 31, 1961
 1962-63 — Norm Ullman vs. NY Rangers, Mar. 14, 1963
 1963-64 — Norm Ullman @ Boston, Mar. 8, 1964
 Floyd Smith vs. Chicago, Mar. 15, 1964
 *Norm Ullman @ Chicago, Mar. 29, 1964
 *Norm Ullman vs. Chicago, Apr. 7, 1964
 1964-65 — Norm Ullman vs. Montreal, Feb. 28, 1965
 Norm Ullman @ NY Rangers, Mar. 19, 1965
 Gordie Howe vs. Chicago, Mar. 21, 1965
 Alex Delvecchio vs. NY Rangers, Mar. 25, 1965
 *Norm Ullman vs. Chicago, Apr. 11, 1965
 1965-66 — Norm Ullman vs. Boston, Dec. 2, 1965
 Gordie Howe @ Boston, Dec. 12, 1965
 Bruce MacGregor @ Chicago, Dec. 19, 1965
 Norm Ullman vs. Toronto, Jan. 16, 1966
 1966-67 — Paul Henderson (4) vs. NY Rangers, Oct. 27, 1966
 Dean Prentice vs. NY Rangers, Jan. 22, 1967
 Norm Ullman @ Toronto, Feb. 8, 1967
 1967-68 — Norm Ullman vs. Montreal, Dec. 17, 1967
 Floyd Smith vs. Los Angeles, Feb. 1, 1968
 Gordie Howe @ St. Louis, March 16, 1968
 1968-69 — Frank Mahovlich vs. Boston, Oct. 31, 1968
 Garry Unger vs. Minnesota, Dec. 15, 1968
 Frank Mahovlich vs. Minnesota, Dec. 31, 1968

DETROIT RED WINGS ALL-TIME HAT TRICKS

REGULAR SEASON AND PLAYOFFS

	Pete Stenkowski vs. Los Angeles, Jan. 9, 1969		Steve Yzerman vs. Toronto, Dec. 23, 1983
	Frank Mahovlich (4) vs. Oakland, Jan. 12, 1969		John Ogrodnick vs. Toronto, Dec. 23, 1983
	Gordie Howe vs. Chicago, Feb. 6, 1969		Ivan Boldirev @ Toronto, Feb. 19, 1984
	Frank Mahovlich vs. Los Angeles, Feb. 9, 1969		Ivan Boldirev (4) @ Los Angeles, March 24, 1984
1969-70	Gordie Howe vs. Los Angeles, Feb. 16, 1969	1984-85	John Ogrodnick vs. Toronto, Dec. 4, 1984
	Frank Mahovlich @ Montreal, Oct. 19, 1969		Lane Lambert @ Calgary, Dec. 28, 1984
	Garry Unger vs. Oakland, Dec. 28, 1969		Ron Duguay @ Chicago, Feb. 27, 1985
	Alex Delvecchio @ Philadelphia, Jan. 3, 1970		Danny Gare vs. Vancouver, Feb. 27, 1985
1970-71	NONE		Reed Larson vs. Vancouver, Feb. 27, 1985
1971-72	Nick Libett @ Buffalo, Jan. 27, 1972		Ron Duguay vs. Minnesota, Mar. 1, 1985
	Mickey Redmond vs. California, Feb. 6, 1972		John Ogrodnick @ Edmonton, Mar. 13, 1985
	Marcel Dionne vs. Montreal, Mar. 19, 1972		Ron Duguay @ Vancouver, Mar. 15, 1985
1972-73	Mickey Redmond @ Montreal, Oct. 12, 1973	1985-86	Steve Yzerman @ Toronto, Mar. 30, 1985
	Marcel Dionne vs. Montreal, Feb. 22, 1973		Danny Gare vs. Pittsburgh, Oct. 30, 1985
1973-74	Guy Charron vs. California, Oct. 21, 1973		Warren Young @ St. Louis, Dec. 7, 1985
	Guy Charron vs. Toronto, Nov. 11, 1973		Petr Klima @ Chicago, Mar. 5, 1986
	Red Berenson vs. Los Angeles, Jan. 12, 1974	1986-87	Petr Klima vs. Chicago, Mar. 22, 1986
	Mickey Redmond vs. NY Islanders, Feb. 24, 1974		Shawn Burr @ Philadelphia, Nov. 13, 1986
1974-75	Mickey Redmond vs. Washington, Oct. 19, 1974		Petr Klima @ Boston, Mar. 2, 1987
	Marcel Dionne vs. NY Rangers, Nov. 20, 1974	1987-88	Tim Higgins vs. Chicago, Dec. 4, 1987
	Marcel Dionne @ Boston, Dec. 5, 1974		Gerard Gallant vs. Minnesota, Dec. 18, 1987
	Phil Roberto vs. Toronto, Feb. 9, 1975		Bob Probert vs. St. Louis, Dec. 31, 1987
	Danny Grant @ Vancouver, Feb. 14, 1975		Steve Yzerman @ Winnipeg, Jan. 3, 1988
	Mickey Redmond vs. NY Rangers, Mar. 22, 1975		Steve Yzerman @ Montreal, Feb. 6, 1988
1975-76	Michel Bergeron @ Washington, Dec. 12, 1975		Gerard Gallant vs. New Jersey, Feb. 12, 1988
	Michel Bergeron (4) vs. St. Louis, Mar. 18, 1976		Gerard Gallant vs. NY Rangers, Mar. 26, 1988
1976-77	Dan Maloney vs. Cleveland, Nov. 19, 1976		*Petr Klima vs. Toronto, Apr. 7, 1988
	Dennis Hextall vs. Atlanta, Dec. 18, 1976		*Petr Klima vs. St. Louis, Apr. 21, 1988
1977-78	Dale McCourt vs. Washington, Jan. 22, 1978	1988-89	Steve Yzerman vs. Philadelphia, Nov. 4, 1988
	Paul Woods vs. Vancouver, Feb. 12, 1978		Steve Yzerman @ Philadelphia, Nov. 12, 1988
	Dale McCourt vs. Atlanta, Feb. 16, 1978		Gerard Gallant vs. St. Louis, Jan. 4, 1989
	Dale McCourt vs. Atlanta, Mar. 22, 1978		Dave Barr @ NY Islanders, Feb. 21, 1989
1978-79	Vaclav Nedomansky vs. Chicago, Oct. 28, 1978		*Steve Yzerman vs. Chicago, Apr. 6, 1989
	Errol Thompson @ Boston, Dec. 7, 1978	1989-90	Steve Yzerman vs. Chicago, Dec. 15, 1989
	Dale McCourt vs. Vancouver, Dec. 20, 1978		Jimmy Carson @ Toronto, Dec. 27, 1989
	Dale McCourt vs. Pittsburgh, Feb. 18, 1979		Shawn Burr vs. Minnesota, Jan. 9, 1990
	Vaclav Nedomansky vs. Colorado, Feb. 25, 1979		Steve Yzerman (4) vs. Edmonton, Jan. 31, 1990
	Andre St. Laurent vs. Colorado, Feb. 25, 1979	1990-91	Steve Yzerman vs. Los Angeles, Feb. 14, 1990
	Vaclav Nedomansky vs. St. Louis, Feb. 28, 1979		Steve Yzerman @ Toronto, Nov. 17, 1990
1979-80	Vaclav Nedomansky @ Winnipeg, Oct. 17, 1979		Johan Garpenlov (4) vs. St. Louis, Nov. 23, 1990
	Errol Thompson @ Chicago, Dec. 16, 1979		Steve Yzerman @ Winnipeg, Dec. 22, 1990
	Mike Foligno @ Québec, Jan. 27, 1980		Steve Yzerman @ St. Louis, Jan. 26, 1991
	Mike Foligno vs. Pittsburgh, Jan. 31, 1980		Jimmy Carson vs. Québec, Mar. 5, 1991
1980-81	Dale McCourt @ Colorado, Dec. 20, 1980		*Steve Yzerman vs. St. Louis, Apr. 4, 1991
	Reed Larson @ Pittsburgh, Jan. 3, 1981	1991-92	Ray Sheppard @ Calgary, Nov. 12, 1991
	Dale McCourt vs. NY Rangers, Feb. 19, 1981		Steve Yzerman vs. Calgary, Dec. 3, 1991
1981-82	Mike Foligno vs. Calgary, Oct. 29, 1981		Paul Ysebaert vs. Toronto, Jan. 3, 1992
	John Ogrodnick vs. Calgary, Oct. 29, 1981		Steve Yzerman vs. Buffalo, Jan. 29, 1992
	John Ogrodnick vs. Los Angeles, Nov. 5, 1981		Kevin Miller @ Buffalo, Feb. 12, 1992
	Mark Osborne @ St. Louis, Dec. 1, 1981		Jimmy Carson vs. San Jose, Feb. 15, 1992
1982-83	John Ogrodnick vs. Calgary, Dec. 12, 1982		Steve Yzerman @ Minnesota, Apr. 4, 1992
	Reed Larson @ Pittsburgh, Feb. 15, 1983		*Ray Sheppard @ Minnesota, Apr. 24, 1992
	Ivan Boldirev vs. Hartford, Feb. 20, 1983	1992-93	Steve Yzerman @ St. Louis, Oct. 24, 1992
1983-84	Ron Duguay vs. Chicago, Nov. 3, 1983		Jimmy Carson vs. Pittsburgh, Nov. 13, 1992
			Steve Yzerman @ Calgary, Jan. 26, 1993

DETROIT RED WINGS ALL-TIME HAT TRICKS

REGULAR SEASON AND PLAYOFFS

Steve Yzerman @ Chicago, Feb. 14, 1993
 *Dino Ciccarelli vs. Toronto, Apr. 29, 1993
 1993-94 — Shawn Burr @ Buffalo, Oct. 18, 1993
 Ray Sheppard @ San Jose, Jan. 6, 1994
 Vyacheslav Kozlov @ San Jose, Jan. 6, 1994
 Ray Sheppard vs. Winnipeg, Jan. 29, 1994
 Sergei Fedorov vs. Calgary, Mar. 1, 1994
 Dino Ciccarelli (4) @ Vancouver, Apr. 5, 1994
 1995 — Ray Sheppard vs. Vancouver, Jan. 24, 1995
 Sergei Fedorov (4) vs. Los Angeles, Feb. 12, 1995
 *Dino Ciccarelli @ Dallas, May 11, 1995
 1995-96 — Vyacheslav Kozlov (4) @ Montreal, Dec. 2, 1995
 *Steve Yzerman @ St. Louis, May 8, 1996
 1996-97 — Brendan Shanahan vs. Toronto, Nov. 27, 1996
 Sergei Fedorov (5) vs. Washington, Dec. 26, 1996
 Brendan Shanahan @ Pittsburgh, Feb. 8, 1997
 Brendan Shanahan vs. St. Louis, Feb. 12, 1997
 1997-98 — Doug Brown vs. New Jersey, Dec. 19, 1997
 Kirk Maltby @ Toronto, Dec. 27, 1997
 1998-99 — Brendan Shanahan vs. St. Louis, Oct. 16, 1998
 Vyacheslav Kozlov @ Buffalo, Feb. 21, 1999
 Brendan Shanahan @ Phoenix, Mar. 5, 1999
 *Steve Yzerman vs. Anaheim, Apr. 21, 1999
 1999-00 — Martin Lapointe vs. NY Rangers, Mar. 26, 2000
 *Martin Lapointe vs. Los Angeles, Apr. 15, 2000
 2000-01 — Sergei Fedorov vs. Boston, Nov. 22, 2001
 Brendan Shanahan (4) vs. Calgary, Mar. 15, 2001
 Tomas Holmstrom @ San Jose, Mar. 18, 2001
 2001-02 — Brendan Shanahan @ San Jose, Oct. 4, 2001
 Brett Hull @ St. Louis, Jan. 26, 2002
 *Brett Hull @ Vancouver, Apr. 27, 2002
 *Darren McCarty vs. Colorado, May 18, 2002
 2002-03 — Sergei Fedorov vs. Pittsburgh, Oct. 25, 2002
 Brendan Shanahan vs. Edmonton, Feb. 20, 2003
 Brett Hull vs. Ottawa, Mar. 16, 2003
 Brett Hull @ St. Louis, Mar. 29, 2003
 2003-04 — Brendan Shanahan vs. Nashville, Mar. 14, 2004
 2005-06 — Jason Williams vs. Columbus, Oct. 22, 2005
 Mathieu Schneider @ San Jose, Nov. 26, 2005
 Brendan Shanahan @ Chicago, Apr. 13, 2006
 2006-07 — Mathieu Schneider vs. Phoenix, Oct. 11, 2006
 Dan Cleary @ Columbus, Dec. 28, 2006
 Tomas Holmstrom @ Phoenix, Jan. 11, 2007
 Henrik Zetterberg @ Phoenix, Feb. 17, 2007
 Tomas Holmstrom @ Nashville, Feb. 24, 2007
 2007-08 — Henrik Zetterberg vs. Minnesota, Dec. 7, 2007
 Henrik Zetterberg vs. Columbus, Mar. 19, 2008
 *Johan Franzen vs. Colorado, Apr. 26, 2008
 *Johan Franzen @ Colorado, May 1, 2008
 *Pavel Datsyuk @ Dallas, May 12, 2008
 2008-09 — NONE
 2009-10 — Henrik Zetterberg vs. Anaheim, Nov. 14, 2009
 *Henrik Zetterberg @ Phoenix, Apr. 16, 2010
 *Johan Franzen (4) vs. San Jose, May 6, 2010

2010-11 — Nicklas Lidstrom vs. St. Louis, Dec. 15, 2010
 Patrick Eaves vs. Dallas, Dec. 29, 2010
 Johan Franzen (5) @ Ottawa, Feb. 2, 2011
 2011-12 — Johan Franzen vs. Colorado, Nov. 8, 2011
 2012-13 — Henrik Zetterberg vs. St. Louis, Feb. 1, 2013
JUSTIN ABDELKADER @ Anaheim, Mar. 22, 2013
 2013-14 — Gustav Nyquist @ Washington, Feb. 2, 2014
 Johan Franzen @ Ottawa, Feb. 27, 2014
DARREN HELM @ Toronto, Mar. 29, 2014
 2014-15 — Henrik Zetterberg vs. Buffalo, Jan. 18, 2015
 2015-16 — **JUSTIN ABDELKADER vs. Toronto, Oct. 9, 2015**
 2016-17 — **MIKE GREEN vs. Ottawa, Oct. 17, 2016**
 Tomas Tatar vs. Anaheim, Dec. 17, 2016
 2017-18 — NONE
 2018-19 — **FRANS NIELSEN vs. Tampa Bay, Dec. 4, 2018**
TYLER BERTUZZI @ Minnesota, Jan. 12, 2019
ANTHONY MANTHA vs. Boston, Mar. 31, 2019

*-Playoffs

ACTIVE PLAYERS IN BOLD CAPITALS

	Regular Season	Playoffs	Combined
3-Goal Games	233	23	256
4-Goal Games	20	3	23
5-Goal Games	2	0	2
6-Goal Games	1	0	1
TOTAL HAT TRICKS	256	26	282

GAME-BY-GAME STANLEY CUP® PLAYOFF RESULTS

1929

DETROIT VS. TORONTO

Date	W/L	Score	Home/Away
3/19	L	1-3	Home
3/21	L	1-4	Away

Toronto won series 7 goals to 2

1932

DETROIT VS. MONTREAL MAROONS

Date	W/L	Score	Home/Away
3/27	TIE	1-1	Home
3/29	L	0-2*	Away

*Shutout by Flat Walsh

Montreal won series 3 goals to 1

1933

DETROIT VS. MONTREAL MAROONS

Date	W/L	Score	Home/Away
3/25	W	2-0*	Away
3/28	W	3-2	Home

*Shutout by John Roach

Detroit won series 5 goals to 2

DETROIT VS. NEW YORK RANGERS

Date	W/L	Score	Home/Away
3/30	L	0-2*	Away
4/2	L	3-4	Home

*Shutout by Andy Aitkenhead

New York Rangers won series 6 goals to 3

1934

DETROIT VS. TORONTO

Date	W/L	Score	Home/Away
3/22	W	2-1 OT#	Away
3/24	W	6-3	Away
3/26	L	1-3	Home
3/28	L	1-5	Home
3/30	W	1-0*	Home

#Herbie Lewis scored at 1:33 of OT

*Shutout by Wilf Cude

Detroit won series 3 games to 2

STANLEY CUP FINALS

DETROIT VS. CHICAGO

Date	W/L	Score	Home/Away
4/3	L	1-2 OT#	Home
4/5	L	1-4	Home
4/8	W	5-2	Away
4/10	L	0-1 OT## *	Away

#Paul Thompson Scored at 1:10 of 2nd OT

##Mush March Scored at 10:05 of 2nd OT

*Shutout by Chuck Gardiner

Chicago won series 3 games to 1

1936

DETROIT VS. MONTREAL MAROONS

Date	W/L	Score	Home/Away
3/24	W	1-0 OT# *	Away
3/26	W	3-0*	Home
3/29	W	2-1	Home

#Mud Bruneteau scored at 16:30 of 6th OT

*Shutouts by Norm Smith

Detroit won series 3 games to 0

STANLEY CUP FINALS

DETROIT VS. TORONTO

Date	W/L	Score	Home/Away
4/5	W	3-1	Home
4/7	W	9-4	Home
4/9	L	3-4 OT#	Away
4/11	W	3-2	Away

#Buzz Boll Scored at 0:31 of OT

Detroit won series 3 games to 1

1935-36 - Detroit Red Wings - John Sorrell, Syd Howe, Marty Barry, Herbie Lewis, Larry Aurie, Mud Bruneteau, Wally Kilrea, Hec Kilrea, Gord Pettinger, Bucko McDonald, Ralph Bowman, Pete Kelly, Doug Young (Captain), Ebbie Goodfellow, Normie Smith, Jack Adams (Manager/Coach), Honey Walker (Trainer).

1937

DETROIT VS. MONTREAL CANADIENS

Date	W/L	Score	Home/Away
3/23	W	4-0*	Home
3/25	W	5-1	Home
3/27	L	1-3	Away
3/30	L	2-3	Away
4/1	W	2-1 OT#	Away

#Hec Kilrea scored at 11:49 of 3rd OT

*Shutout by Norm Smith

Detroit won series 3 games to 2

STANLEY CUP FINALS

DETROIT VS. NEW YORK RANGERS

Date	W/L	Score	Home/Away
4/6	L	1-5	Away
4/8	W	4-2	Home
4/11	L	0-1*	Home
4/13	W	1-0**	Home
4/15	W	3-0**	Home

*Shutout by Dave Kerr

**Shutouts by Earl Robertson

Detroit won series 3 games to 2

1936-37 - Detroit Red Wings - Normie Smith, Pete Kelly, Larry Aurie, Herbie Lewis, Hec Kilrea, Mud Bruneteau, Syd Howe, Wally Kilrea, Jimmy Franks, Bucko McDonald, Gordon Pettinger, Ebbie Goodfellow, Johnny Gallagher, Scotty Bowman, Johnny Sorrell, Marty Barry, Earl Robertson, Johnny Sherf, Howard Mackie, Jack Adams (Manager/Coach), Honey Walker (Trainer).

1939

DETROIT VS. MONTREAL CANADIENS

Date	W/L	Score	Home/Away
3/21	L	0-2*	Away
3/23	W	7-3+	Home
3/26	W	1-0 OT# **	Home

#Marty Barry scored at 7:47 of OT

*Shutout by Claude Bourque

**Shutout by Cecil Thompson

+Hat trick by Syd Howe

Detroit won series 2 games to 1

DETROIT VS. TORONTO

Date	W/L	Score	Home/Away
3/28	L	1-4	Away
3/30	W	3-1	Home
4/1	L	4-5 OT)#	Away

#Gordie Drillon scored at 5:42 of OT

Toronto won series 2 games to 1

GAME-BY-GAME STANLEY CUP® PLAYOFF RESULTS

1940

DETROIT VS. NEW YORK AMERICANS

Date	W/L	Score	Home/Away
3/19	W	2-1 OT#	Home
3/22	L	4-5	Away
3/24	W	3-1	Home

#Syd Howe scored at 0:25 of OT
Detroit won series 2 games to 1

DETROIT VS. TORONTO

Date	W/L	Score	Home/Away
3/26	L	1-2	Away
3/28	L	1-3	Home

Toronto won series 2 games to 0

1941

DETROIT VS. NEW YORK RANGERS

Date	W/L	Score	Home/Away
3/20	W	2-1 OT#	Home
3/23	L	1-3	Away
3/25	W	3-2	Home

#Syd Howe scored at 12:01 of OT
Detroit won series 2 games to 1

DETROIT VS. CHICAGO

Date	W/L	Score	Home/Away
3/27	W	3-1	Home
3/30	W	2-1 OT#	Away

#Gus Giesebrecht scored at 9:15 of OT
Detroit won series 2 games to 0

STANLEY CUP FINALS

DETROIT VS. BOSTON

Date	W/L	Score	Home/Away
4/6	L	2-3	Away
4/8	L	1-2	Away
4/10	L	2-4	Home
4/12	L	1-3	Home

Boston won series 4 games to 0

1942

DETROIT VS. MONTREAL

Date	W/L	Score	Home/Away
3/22	W	2-1	Home
3/24	L	0-5*	Away
3/26	W	6-2	Home

*Shutout by Paul Bibealet
Detroit won series 2 games to 1

DETROIT VS. BOSTON

Date	W/L	Score	Home/Away
3/29	W	6-4	Away
3/31	W	3-1	Home

Detroit won series 2 games to 0

STANLEY CUP FINALS

DETROIT VS. TORONTO

Date	W/L	Score	Home/Away
4/4	W	3-2	Away
4/7	W	4-2	Away
4/9	W	5-2	Home
4/12	L	3-4	Home
4/14	L	3-9	Away
4/16	L	0-3*	Home
4/18	L	1-3	Away

*Shutout by Turk Broda
Toronto won series 4 games to 3

1943

DETROIT VS. TORONTO

Date	W/L	Score	Home/Away
3/21	W	4-2	Home
3/23	L	2-3 OT#	Home
3/25	W	4-2	Away
3/27	L	3-6	Away
3/28	W	4-2	Home
3/30	W	3-2 OT##	Away

#Jack McLean scored at 10:18 of 4th OT

##Adam Brown scored 9:21 of OT

Detroit won series 4 games to 2

STANLEY CUP FINALS

DETROIT VS. BOSTON (FINALS)

Date	W/L	Score	Home/Away
4/1	W	6-2+	Home
4/4	W	4-3	Home
4/7	W	4-0++*	Away
4/8	W	2-0*	Away

*Shutouts by John Mowers

+Hat trick by Mud Bruneteau

++Hat trick by Don Grosso

Detroit won series 4 games to 0

1942-43 - Detroit Red Wings - Jack Stewart, Jimmy Orlando, Sid Abel, Alex Motter, Harry Watson, Joe Carveth, Mud Bruneteau, Eddie Wares, Johnny Mowers, Cully Simon, Don Grosso, Carl Liscombe, Adam Brown, Syd Howe, Les Douglas, Harold Jackson, Joe Fisher, Connie Brown, Jack Adams (Manager), Ebbie Goodfellow (Coach), Honey Walker (Trainer).

1944

DETROIT VS. CHICAGO

Date	W/L	Score	Home/Away
3/21	L	1-2	Home
3/23	W	4-1	Home
3/26	L	0-2*	Away
3/28	L	1-7	Away
3/30	L	2-5	Home

*Shutout by Mike Karakas

Chicago won series 4 games to 1

1945

DETROIT VS. BOSTON

Date	W/L	Score	Home/Away
3/20	L	3-4	Home
3/22	L	2-4	Home
3/25	W	3-2	Away
3/27	W	3-2	Away
3/29	W	3-2 OT#	Home
4/1	L	3-5	Away
4/3	W	5-3+	Home

#Mud Bruneteau scored at 17:12 of OT

+Hat trick by Carl Liscombe

Detroit won series 4 games to 3

GAME-BY-GAME STANLEY CUP® PLAYOFF RESULTS

STANLEY CUP FINALS DETROIT VS. TORONTO

Date	W/L	Score	Home/Away
4/6	L	0-1*	Home
4/8	L	0-2*	Home
4/12	L	0-1*	Away
4/14	W	5-3	Away
4/19	W	2-0**	Home
4/21	W	1-0 OT# **	Away
4/22	L	1-2	Home

#Eddie Bruneteau scored at 14:16 of OT

*Shutouts by Frank McCool

**Shutouts by Harry Lumley

Toronto won series 4 games to 3

1946

DETROIT VS. BOSTON

Date	W/L	Score	Home/Away
3/19	L	1-3	Away
3/21	W	3-0*	Away
3/24	L	2-5	Home
3/26	L	1-4	Home
3/28	L	3-4 OT#	Away

#Don Gallinger scored at 9:51 of OT

*Shutout by Harry Lumley

Boston won series 4 games to 1

1947

DETROIT VS. TORONTO

Date	W/L	Score	Home/Away
3/26	L	2-3 OT#	Away
3/29	W	9-1	Away
4/1	L	1-4	Home
4/3	L	1-4	Home
4/5	L	1-6	Away

#Howie Meeker scored at 3:05 of OT

Toronto won series 4 games to 1

1948

DETROIT VS. NEW YORK RANGERS

Date	W/L	Score	Home/Away
3/24	W	2-1	Home
3/26	W	5-2	Home
3/28	L	2-3	Away
3/30	L	1-3	Away
4/1	W	3-1	Home
4/4	W	4-2	Away

Detroit won series 4 games to 2

STANLEY CUP FINALS

DETROIT VS. TORONTO

Date	W/L	Score	Home/Away
4/7	L	3-5	Away
4/10	L	2-4	Away
4/11	L	0-2*	Home
4/14	L	2-7	Home

*Shutout by Turk Broda

Toronto won series 4 games to 0

1949

DETROIT VS. MONTREAL

Date	W/L	Score	Home/Away
3/22	W	2-1 OT#	Home
3/24	L	3-4 OT)##	Home
3/26	L	2-3	Away
3/29	W	3-1	Away
3/31	W	3-1	Home
4/2	L	1-3	Away
4/5	W	3-1	Home

#Max McNab scored at 4:52 of 3rd OT

##Gerry Plamondon scored at 2:59 of OT

Detroit won series 4 games to 3

STANLEY CUP FINALS

DETROIT VS. TORONTO

Date	W/L	Score	Home/Away
4/8	L	2-3 OT#	Home
4/10	L	1-3	Home
4/13	L	1-3	Away
4/16	L	1-3	Away

#Joe Klukay scored at 17:31 of OT

Toronto won series 4 games to 0

1950

DETROIT VS. TORONTO

Date	W/L	Score	Home/Away
3/28	L	0-5*	Home
3/30	W	3-1	Home
4/1	L	0-2*	Away
4/4	W	2-1 OT#	Away
4/6	L	0-2*	Home
4/8	W	4-0**	Away
4/9	W	1-0 OT# **	Home

#Leo Reise scored at 0:38 of 2nd OT

##Leo Reise scored at 8:39 of OT

*Shutouts by Turk Broda

**Shutouts by Harry Lumley

Detroit won series 4 games to 3

STANLEY CUP FINALS

DETROIT VS. NEW YORK RANGERS

Date	W/L	Score	Home/Away
4/11	W	4-1	Home
4/13	L	1-3	^Away
4/15	W	4-0*	^Away
4/17	L	3-4 OT#	Home
4/20	L	1-2 OT##	Home
4/22	W	5-4	Home
4/23	W	4-3 OT###	Home

^Games Played in Toronto

#Don Raleigh scored at 8:54 of OT

##Don Raleigh scored at 1:38 of OT

###Pete Babando scored at 8:31 of 2nd OT

*Shutout by Harry Lumley

Detroit won series 4 games to 3

1949-50 - Detroit Red Wings - Harry Lumley, Jack Stewart, Leo Reise Jr., Clare Martin, Al Dewsbury, Lee Fogolin, Marcel Pronovost, Red Kelly, Ted Lindsay, Sid Abel (Captain), Gordie Howe, George Gee, Jimmy Peters, Marty Pavelich, Jim McFadden, Pete Babando, Max McNab, Gerry Couture, Joe Carveth, Steve Black, Johnny Wilson, Larry Wilson, Doug McKay, Jack Adams (Manager), Tommy Ivan (Coach), Carl Mattson (Trainer).

GAME-BY-GAME STANLEY CUP® PLAYOFF RESULTS

1951

DETROIT VS. MONTREAL

Date	W/L	Score	Home/Away
3/27	L	2-3 OT#	Home
3/29	L	0-1 OT## *	Home
3/31	W	2-0**	Away
4/3	W	4-1	Away
4/5	L	2-5	Home
4/7	L	2-3	Away

#Maurice Richard scored at 1:09 of 4th OT

##Maurice Richard scored at 2:20 of 3rd OT

*Shutout by Terry Sawchuk

**Shutout by Gerry McNeil

Montreal won series 4 games to 2

1952

DETROIT VS. TORONTO

Date	W/L	Score	Home/Away
3/25	W	3-0*	Home
3/27	W	1-0*	Home
3/29	W	6-2	Away
4/1	W	3-1	Away

*Shutouts by Terry Sawchuk

Detroit won series 4 games to 0

STANLEY CUP FINALS

DETROIT VS. MONTREAL

Date	W/L	Score	Home/Away
4/10	W	3-1	Away
4/12	W	2-1	Away
4/13	W	3-0*	Home
4/15	W	3-0*	Home

*Shutouts by Terry Sawchuk

Detroit won series 4 games to 0

1951-52 - Detroit Red Wings - Terry Sawchuk, Bob Goldham, Benny Woit, Red Kelly, Leo Reise Jr., Marcel Pronovost, Ted Lindsay, Tony Leswick, Gordie Howe, Metro Prystai, Marty Pavelich, Sid Abel (Captain), Glen Skov, Alex Delvecchio, Johnny Wilson, Vic Stasiuk, Larry Zeidel, Glenn Hall, Jack Adams (Manager), Tommy Ivan (Coach), Carl Mattson (Trainer).

1953

DETROIT VS. BOSTON

Date	W/L	Score	Home/Away
3/24	W	7-0*	Home
3/26	L	3-5	Home
3/29	L	1-2 OT#	Away
3/31	L	2-6	Away
4/2	W	6-4	Home
4/5	L	2-4	Away

#Jack McIntyre scored at 12:29 of OT

*Shutout by Terry Sawchuk

Boston won series 4 games to 2

1954

DETROIT VS. TORONTO

Date	W/L	Score	Home/Away
3/23	W	5-0*	Home
3/25	L	1-3	Home
3/27	W	3-1	Away
3/30	W	2-1	Away
4/1	W	4-3 OT#	Home

#Ted Lindsay scored at 1:01 of 2nd OT

*Shutout by Terry Sawchuk

Detroit won series 4 games to 1

STANLEY CUP FINALS

DETROIT VS. MONTREAL

Date	W/L	Score	Home/Away
4/4	W	3-1	Home
4/6	L	1-3	Home
4/8	W	5-2	Away
4/10	W	2-0*	Away
4/11	L	0-1 OT# **	Home
4/13	L	1-4	Away
4/16	W	2-1 OT##	Home

#Kenny Mosdell scored at 5:45 of OT

##Tony Leswick scored at 4:29 of OT

*Shutout by Terry Sawchuk

**Shutout by Gerry McNeil

Detroit won series 4 games to 3

1953-54 - Detroit Red Wings - Terry Sawchuk, Red Kelly, Bob Goldham, Benny Woit, Marcel Pronovost, Al Arbour, Keith Allen, Ted Lindsay (Captain), Tony Leswick, Gordie Howe, Marty Pavelich, Alex Delvecchio, Metro Prystai, Glen Skov, Johnny Wilson, Bill Dineen, Jimmy Peters, Dutch Reibel, Gilles Dube, Dave Gatherum, Jack Adams (Manager), Tommy Ivan (Coach), Carl Mattson (Trainer).

1955

DETROIT VS. TORONTO

Date	W/L	Score	Home/Away
3/22	W	7-4	Home
3/24	W	2-1	Home
3/26	W	2-1	Away
3/29	W	3-0*	Away

*Shutout by Terry Sawchuk

Detroit won series 4 games to 0

STANLEY CUP FINALS

DETROIT VS. MONTREAL

Date	W/L	Score	Home/Away
4/3	W	4-2	Home
4/5	W	7-1+	Home
4/7	L	2-4	Away
4/9	L	3-5	Away
4/10	W	5-1++	Home
4/12	L	3-6	Away
4/14	W	3-1	Home

+4-Goal hat trick by Ted Lindsay

++Hat trick by Gordie Howe

Detroit won series 4 games to 3

1954-55 - Detroit Red Wings - Terry Sawchuk, Red Kelly, Bob Goldham, Marcel Pronovost, Benny Woit, Jim Hay, Larry Hillman, Ted Lindsay (Captain), Tony Leswick, Gordie Howe, Alex Delvecchio, Marty Pavelich, Glen Skov, Dutch Reibel, Johnny Wilson, Bill Dineen, Vic Stasiuk, Marcel Bonin, Jack Adams (Manager), Jimmy Skinner (Coach), Carl Mattson (Trainer).

1956

DETROIT VS. TORONTO

Date	W/L	Score	Home/Away
3/20	W	3-2	Home
3/22	W	3-1	Home
3/24	W	5-4 OT#	Away
3/27	L	0-2*	Away
3/29	W	3-1	Home

#Ted Lindsay scored at 4:22 of OT

*Shutout by Harry Lumley

Detroit won series 4 games to 1

GAME-BY-GAME STANLEY CUP® PLAYOFF RESULTS

STANLEY CUP FINALS

DETROIT VS. MONTREAL

Date	W/L	Score	Home/Away
3/31	L	4-6	Away
4/3	L	1-5	Away
4/5	W	3-1	Home
4/8	L	0-3*	Home
4/10	L	1-3	Away

*Shutout by Jacques Plante

Montreal won series 4 games to 1

1957

DETROIT VS. BOSTON

Date	W/L	Score	Home/Away
3/26	L	1-3	Home
3/28	W	7-2	Home
3/31	L	3-4	Away
4/2	L	0-2*	Away
4/4	L	3-4	Home

*Shutout by Don Simmons

Boston won series 4 games to 1

1958

DETROIT VS. MONTREAL

Date	W/L	Score	Home/Away
3/25	L	1-8	Away
3/27	L	1-5	Away
3/30	L	1-2 OT#	Home
4/1	L	3-4	Home

#Andre Pronovost scored at 11:52 of OT

Montreal won series 4 games to 0

1960

DETROIT VS. TORONTO

Date	W/L	Score	Home/Away
3/23	W	2-1	Away
3/26	L	2-4	Away
3/27	L	4-5 OT#	Home
3/29	W	2-1 OT##	Home
4/2	L	4-5	Away
4/3	L	2-4	Home

#Frank Mahovlich scored at 3:00 of 3rd OT

##Gerry Melnyk scored at 1:54 of OT

Toronto won series 4 games to 2

1961

DETROIT VS. TORONTO

Date	W/L	Score	Home/Away
3/22	L	2-3 OT#	Away
3/25	W	4-2	Away
3/26	W	2-0*	Home
3/28	W	4-1	Home
4/1	W	3-2	Away

#George Armstrong scored at 4:51 of 2nd OT

*Shutout by Terry Sawchuk

Detroit won series 4 games to 1

STANLEY CUP FINALS

DETROIT VS. CHICAGO

Date	W/L	Score	Home/Away
4/6	L	2-3	Away
4/8	W	3-1	Home
4/10	L	1-3	Away
4/12	W	2-1	Home
4/14	L	3-6	Away
4/16	L	1-5	Home

Chicago won series 4 games to 2

1963

DETROIT VS. CHICAGO

Date	W/L	Score	Home/Away
3/26	L	4-5	Away
3/28	L	2-5	Away
3/31	W	4-2	Home
4/2	W	4-1	Home
4/4	W	4-2	Away
4/7	W	7-4	Home

Detroit won series 4 games to 2

STANLEY CUP FINALS

DETROIT VS. TORONTO

Date	W/L	Score	Home/Away
4/9	L	2-4	Away
4/11	L	2-4	Away
4/14	W	3-2	Home
4/16	L	2-4	Home
4/18	L	1-3	Away

Toronto won series 4 games to 1

1964

DETROIT VS. CHICAGO

Date	W/L	Score	Home/Away
3/26	L	1-4	Away
3/29	W	5-4+	Away
3/31	W	3-0*	Home
4/2	L	2-3 OT#	Home
4/5	L	2-3	Away
4/7	W	7-2+	Home
4/9	W	4-2	Away

#Murray Balfour scored at 8:21 of OT

*Shutout by Terry Sawchuk

+Hat tricks by Norm Ullman

Detroit won series 4 games to 3

STANLEY CUP FINALS

DETROIT VS. TORONTO

Date	W/L	Score	Home/Away
4/11	L	2-3	Away
4/14	W	4-3 OT#	Away
4/16	W	4-3	Home
4/18	L	2-4	Home
4/21	W	2-1	Away
4/23	L	3-4 OT##	Home
4/25	L	0-4*	Away

#Larry Jeffrey scored at 7:52 of OT

##Bobby Baun scored at 1:43 of OT

*Shutout by Johnny Bower

Toronto won series 4 games to 3

1965

DETROIT VS. CHICAGO

Date	W/L	Score	Home/Away
4/1	W	4-3	Home
4/4	W	6-3	Home
4/6	L	2-5	Away
4/8	L	1-2	Away
4/11	W	4-2+	Home
4/13	L	0-4*	Away
4/15	L	2-4	Home

*Shutout by Glenn Hall

+Hat trick by Norm Ullman

Chicago won series 4 games to 3

GAME-BY-GAME STANLEY CUP® PLAYOFF RESULTS

1966

DETROIT VS. CHICAGO

Date	W/L	Score	Home/Away
4/7	L	1-2	Away
4/10	W	7-0*	Away
4/12	L	1-2	Home
4/14	W	5-1	Home
4/17	W	5-3	Away
4/19	W	3-2	Home

*Shutout by Roger Crozier

Detroit won series 4 games to 2

STANLEY CUP FINALS

DETROIT VS. MONTREAL

Date	W/L	Score	Home/Away
4/24	W	3-2	Away
4/26	W	5-2	Away
4/28	L	2-4	Home
5/1	L	1-2	Home
5/3	L	3-5	Away
5/5	L	2-3 OT#	Home

#Henri Richard scored at 2:20 of OT

Montreal won series 4 games to 2

1970

DETROIT VS. CHICAGO

Date	W/L	Score	Home/Away
4/8	L	2-4	Away
4/9	L	2-4	Away
4/11	L	2-4	Home
4/12	L	2-4	Home

Chicago won series 4 games to 0

1978

DETROIT VS. ATLANTA

Date	W/L	Score	Home/Away
4/11	W	5-3	Away
4/13	W	3-2	Home

Detroit won series 2 games to 0

DETROIT VS. MONTREAL

Date	W/L	Score	Home/Away
4/17	L	2-6	Away
4/19	W	4-2	Away
4/21	L	2-4	Home
4/23	L	0-8*	Home
4/25	L	2-4	Away

*Shutout by Ken Dryden

Montreal won series 4 games to 1

1984

DETROIT VS. ST. LOUIS

Date	W/L	Score	Home/Away
4/4	L	2-3	Away
4/5	W	5-3	Away
4/7	L	3-4 OT#	Home
4/8	L	2-3 OT##	Home

#Mark Reeds scored at 17:07 of 2nd OT

##Jorgen Pettersson scored at 2:42 of OT

St. Louis won series 3 games to 1

1985

DETROIT VS. CHICAGO

Date	W/L	Score	Home/Away
4/10	L	5-9	Away
4/11	L	1-6	Away
4/13	L	2-8	Home

Chicago won series 3 games to 0

1987

DETROIT VS. CHICAGO

Date	W/L	Score	Home/Away
4/8	W	3-1	Home
4/9	W	5-1	Home
4/11	W	4-3 OT#	Away
4/12	W	3-1	Away

#Shawn Burr scored at 4:51 of OT

Detroit won series 4 games to 0

DETROIT VS. TORONTO

Date	W/L	Score	Home/Away
4/21	L	2-4	Home
4/23	L	2-7	Home
4/24	W	4-2	Away
4/27	L	2-3 OT#	Away
4/29	W	3-0*	Home
5/1	W	4-2	Away
5/3	W	3-0*	Home

#Mike Allison scored at 9:31 of OT

*Shutouts by Glen Hanlon

Detroit won series 4 games to 3

DETROIT VS. EDMONTON

Date	W/L	Score	Home/Away
5/5	W	3-1	Away
5/7	L	1-4	Away
5/9	L	1-2	Home
5/11	L	2-3	Home
5/13	L	3-6	Away

Edmonton won series 4 games to 1

1988

DETROIT VS. TORONTO

Date	W/L	Score	Home/Away
4/6	L	2-6	Home
4/7	W	6-2+	Home
4/9	W	6-3	Away
4/10	W	8-0*	Away
4/12	L	5-6 OT#	Home
4/14	W	5-3	Away

+Hat trick by Petr Klima

#Ed Olczyk scored at 0:34 of OT

*Shutout by Glen Hanlon

Detroit won series 4 games to 2

DETROIT VS. ST. LOUIS

Date	W/L	Score	Home/Away
4/19	W	5-4	Home
4/21	W	6-0+*	Home
4/23	L	3-6	Away
4/25	W	3-1	Away
4/27	W	4-3	Home

*Shutout by Greg Stefan

+Hat trick by Petr Klima

Detroit won series 4 games to 1

DETROIT VS. EDMONTON

Date	W/L	Score	Home/Away
5/3	L	1-4	Away
5/5	L	3-5	Away
5/7	W	5-2	Home
5/9	L	3-4(OT)#	Home
5/11	L	4-8	Away

#Jari Kurri scored at 11:02 of OT

Edmonton won series 4 games to 1

GAME-BY-GAME STANLEY CUP® PLAYOFF RESULTS

1989

DETROIT VS. CHICAGO

Date	W/L	Score	Home/Away
4/5	W	3-2	Home
4/6	L	4-5 OT#	Home
4/8	L	2-4	Away
4/10	L	2-3	Away
4/11	W	6-4	Home
4/13	L	1-7	Away

#Duane Sutter scored at 14:36 of OT

+Hat trick by Steve Yzerman

Chicago won series 4 games to 2

1991

DETROIT VS. ST. LOUIS

Date	W/L	Score	Home/Away
4/4	W	6-3+	Away
4/6	L	2-4	Away
4/8	W	5-2	Home
4/10	W	4-3	Home
4/12	L	1-6	Away
4/14	L	0-3*	Home
4/16	L	2-3	Away

*Shutout by Vincent Riendeau

+Hat trick by Steve Yzerman

St. Louis won series 4 games to 3

1992

DETROIT VS. MINNESOTA

Date	W/L	Score	Home/Away
4/18	L	3-4	Home
4/20	L	2-4	Home
4/22	W	5-4 OT#	Away
4/24	L	4-5	Away
4/26	W	3-0*	Home
4/28	W	1-0 OT## *	Away
4/30	W	5-2	Home

#Yves Racine scored at 1:15 of OT

##Sergei Federov scored at 16:13 of OT

*Shutouts by Tim Cheveldae

Detroit won series 4 games to 3

DETROIT VS. CHICAGO

Date	W/L	Score	Home/Away
5/2	L	1-2	Home
5/4	L	1-3	Home
5/6	L	4-5	Away
5/8	L	0-1*	Away

*Shutout by Ed Belfour

Chicago won series 4 games to 0

1993

DETROIT VS. TORONTO

Date	W/L	Score	Home/Away
4/19	W	6-3	Home
4/21	W	6-2	Home
4/23	L	3-4	Away
4/25	L	2-3	Away
4/27	L	4-5 OT#	Home
4/29	W	7-3+	Away
5/1	L	3-4 OT##	Home

#Mike Foligno scored at 2:05 of OT

##Nikolai Borschevsky scored at 2:35 of OT

+Hat trick by Dino Ciccarelli

Toronto won series 4 games to 3

1994

DETROIT VS. SAN JOSE

Date	W/L	Score	Home/Away
4/18	L	4-5	Home
4/20	W	4-0*	Home
4/22	W	3-2	Away
4/23	L	3-4	Away
4/26	L	4-6	Away
4/28	W	7-1	Home
4/30	L	2-3	Home

*Shutout by Chris Osgood

San Jose won series 4 games to 3

1995

DETROIT VS. DALLAS

Date	W/L	Score	Home/Away
5/7	W	4-3	Home
5/9	W	4-1	Home
5/11	W	5-1+	Away
5/14	L	1-4	Away
5/15	W	3-1	Home

+Hat trick by Dino Ciccarelli

Detroit won series 4 games to 1

DETROIT VS. SAN JOSE

Date	W/L	Score	Home/Away
5/21	W	6-0*	Home
5/23	W	6-2	Home
5/25	W	6-2	Away
5/27	W	6-2	Away

*Shutout by Mike Vernon

Detroit won series 4 games to 0

DETROIT VS. CHICAGO

Date	W/L	Score	Home/Away
6/1	W	2-1 OT#	Home
6/4	W	3-2	Home
6/6	W	4-3 OT##	Away
6/8	L	2-5	Away
6/11	W	2-1 OT###	Home

#Nicklas Lidstrom scored at 1:01 of OT

##Vladimir Konstantinov scored at 9:25 of 2nd OT

###Vyacheslav Kozlov scored at 2:25 of 2nd OT

Detroit won series 4 games to 1

STANLEY CUP FINALS

DETROIT VS. NEW JERSEY

Date	W/L	Score	Home/Away
6/17	L	1-2	Home
6/20	L	2-4	Home
6/22	L	2-5	Away
6/24	L	2-5	Away

New Jersey won series 4 games to 0

1996

DETROIT VS. WINNIPEG

Date	W/L	Score	Home/Away
4/17	W	4-1	Home
4/19	W	4-0*	Home
4/21	L	1-4	Away
4/23	W	6-1	Away
4/26	L	1-3	Home
4/28	W	4-1	Away

*Shutout by Chris Osgood

Detroit won series 4 games to 2

GAME-BY-GAME STANLEY CUP® PLAYOFF RESULTS

DETROIT VS. ST. LOUIS

Date	W/L	Score	Home/Away
5/3	W	3-2	Home
5/5	W	8-3	Home
5/8	L	4-5 OT#	Away
5/10	L	0-1*	Away
5/12	L	2-3	Home
5/14	W	4-2	Away
5/16	W	1-0 OT##	Home

#Igor Kravchuk scored at 3:23 of OT

##Steve Yzerman scored at 1:15 of 2nd OT

*Shutout by Jon Casey

Detroit won series 4 games to 3

DETROIT VS. COLORADO

Date	W/L	Score	Home/Away
5/19	L	2-3 OT#	Home
5/21	L	0-3*	Home
5/23	W	6-4	Away
5/25	L	2-4	Away
5/27	W	5-2	Home
5/29	L	1-4	Away

#Mike Keane scored at 17:31 of OT

*Shutout by Patrick Roy

Colorado won series 4 games to 2

1997

DETROIT VS. ST. LOUIS

Date	W/L	Score	Home/Away
4/16	L	0-2*	Home
4/18	W	2-1	Home
4/20	W	3-2	Away
4/22	L	0-4*	Away
4/25	W	5-2	Home
4/27	W	3-1	Away

*Shutouts by Grant Fuhr

Detroit won series 4 games to 2

DETROIT VS. ANAHEIM

Date	W/L	Score	Home/Away
5/2	W	2-1 OT#	Home
5/4	W	3-2 OT##	Home
5/6	W	5-3	Away
5/8	W	3-2 OT###	Away

#Martin Lapointe scored at 0:59 of OT

##Vyacheslav Kozlov scored at 1:31 of 3rd OT

###Brendan Shanahan scored at 17:03 of 2nd OT

Detroit won series 4 games to 0

DETROIT VS. COLORADO

Date	W/L	Score	Home/Away
5/15	L	1-2	Away
5/17	W	4-2	Away
5/19	W	2-1	Home
5/22	W	6-0*	Home
5/24	L	0-6**	Away
5/26	W	3-1	Home

*Shutout by Mike Vernon

**Shutout by Patrick Roy

Detroit won series 4 games to 2

STANLEY CUP FINALS

DETROIT VS. PHILADELPHIA

Date	W/L	Score	Home/Away
5/31	W	4-2	Away
6/3	W	4-2	Away
6/5	W	6-1	Home
6/7	W	2-1	Home

Detroit won series 4 games to 0

1996-97 - Detroit Red Wings - Steve Yzerman (Captain), Doug Brown, Mathieu Dandenault, Kris Draper, Sergei Fedorov, Vyacheslav Fetisov, Kevin Hodson, Tomas Holmstrom, Joe Kocur, Vladimir Konstantinov, Vyacheslav Kozlov, Martin Lapointe, Igor Larionov, Nicklas Lidstrom, Kirk Maltby, Darren McCarty, Larry Murphy, Chris Osgood, Jamie Pushor, Bob Rouse, Tomas Sandstrom, Brendan Shanahan, Tim Taylor, Mike Vernon, Aaron Ward, Mike Ilitch (Owner/Chairman), Marian Ilitch (Owner), Atanas Ilitch, Christopher Ilitch (Vice Presidents), Denise Ilitch Lites, Ronald Ilitch, Michael Ilitch, Jr., Lisa Ilitch Murray, Carole Ilitch Trepeck, Jim Devellano (Senior Vice President), Scotty Bowman (Head Coach/Director of Player Personnel), Ken Holland (Asst. General Manager) Barry Smith, Dave Lewis (Associate Coaches), Mike Krushelnyski (Assistant Coach), Jim Nill (Director of Player Development), Dan Belisle, Mark Howe, (Pro Scouts), Hakan Andersson (Director of European Scouting), John Wharton (Athletic Trainer), Paul Boyer (Equipment Manager), Tim Abbott, (Asst. Equipment Manager), Sergei Mnatsakanov (Masseur).

1998

DETROIT VS. PHOENIX

Date	W/L	Score	Home/Away
4/22	W	6-3	Home
4/24	L	4-7	Home
4/26	L	2-3	Away
4/28	W	4-2	Away
4/30	W	3-1	Home
5/3	W	5-2	Away

Detroit won series 4 games to 2

DETROIT VS. ST. LOUIS

Date	W/L	Score	Home/Away
5/8	L	2-4	Home
5/10	W	6-1	Home
5/12	W	3-2 OT#	Away
5/14	W	5-2	Away
5/17	L	1-3	Home
5/19	W	6-1	Away

#Brendan Shanahan scored at 1:12 of 2nd OT

Detroit won series 4 games to 2

DETROIT VS. DALLAS

Date	W/L	Score	Home/Away
5/24	W	2-0*	Away
5/26	L	1-3	Away
5/29	W	5-3	Home
5/31	W	3-2	Home
6/3	L	2-3 OT#	Away
6/5	W	2-0*	Home

#Jamie Langenbrunner scored at 0:46 of OT

*Shutout by Chris Osgood

Detroit won series 4 games to 2

STANLEY CUP FINALS

DETROIT VS. WASHINGTON

Date	W/L	Score	Home/Away
6/9	W	2-1	Home
6/11	W	5-4 OT#	Home
6/13	W	2-1	Away
6/16	W	4-1	Away

#Kris Draper scored at 15:24 of OT

Detroit won series 4 games to 0

1997-98 - Detroit Red Wings - Steve Yzerman (Captain), Doug Brown, Mathieu Dandenault, Kris Draper, Anders Eriksson, Sergei Fedorov, Vyacheslav Fetisov, Brent Gilchrist, Kevin Hodson, Tomas Holmstrom, Mike Knuble, Joe Kocur, Vyacheslav Kozlov, Martin Lapointe, Igor Larionov, Nicklas

GAME-BY-GAME STANLEY CUP® PLAYOFF RESULTS

Lidstrom, Jamie Macoun, Kirk Maltby, Darren McCarty, Dimitri Mironov, Larry Murphy, Chris Osgood, Bob Rouse, Brendan Shanahan, Aaron Ward, Mike Ilitch (Owner/Chairman), Marian Ilitch (Owner), Atanas Ilitch, Christopher Ilitch (Vice Presidents), Denise Ilitch, Ronald Ilitch, Michael Ilitch, Jr., Lisa Ilitch Murray, Carole Ilitch Trepeck, Jim Devellano (Senior Vice President), Scotty Bowman (Head Coach), Ken Holland (General Manager), Don Waddell (Asst. General Manager), Barry Smith, Dave Lewis (Associate Coaches), Jim Bedard (Goaltending Consultant), Jim Nill (Director of Player Development), Dan Belisle, Mark Howe (Pro Scouts), Hakan Andersson (Director of European Scouting), Mark Leach (USA Scout), Joe McDonnell (Eastern Scout), Bruce Haralson (Western Scout), John Wharton (Athletic Trainer), Paul Boyer (Equipment Manager), Tim Abbott (Asst. Equipment Manager), Bob Huddleston (Masseur), Wally Crossman (Dressing Room Assistant).

1999

DETROIT VS. ANAHEIM

Date	W/L	Score	Home/Away
4/21	W	5-3	Home
4/23	W	5-1	Home
4/25	W	4-2	Away
4/27	W	3-0*	Away

*Shutout by Chris Osgood

Detroit won series 4 games to 0

DETROIT VS. COLORADO

Date	W/L	Score	Home/Away
5/7	W	3-2 OT#	Away
5/9	W	4-0*	Away
5/11	L	3-5	Home
5/13	L	2-6	Home
5/16	L	0-3**	Away
5/18	L	2-5	Home

#Kirk Maltby scored at 4:18 of OT

*Shutout by Bill Ranford

**Shutout by Patrick Roy

Colorado won series 4 games to 2

2000

DETROIT VS. LOS ANGELES

Date	W/L	Score	Home/Away
4/13	W	2-0*	Home
4/15	W	8-5+	Home
4/17	W	2-1	Away
4/19	W	3-0*	Away

*Shutouts by Chris Osgood

+Hat trick by Martin Lapointe

Detroit won series 4 games to 0

DETROIT VS. COLORADO

Date	W/L	Score	Home/Away
4/27	L	0-2*	Away
4/29	L	1-3	Away
5/1	W	3-1	Home
5/3	L	2-3 OT#	Home
5/5	L	2-4	Away

#Chris Drury scored at 10:21 of OT

*Shutout by Patrick Roy

Colorado won series 4 games to 1

2001

DETROIT VS. LOS ANGELES

Date	W/L	Score	Home/Away
4/11	W	5-3	Home
4/14	W	4-0*	Home
4/15	L	1-2	Away
4/18	L	3-4 OT#	Away
4/21	L	2-3	Home
4/23	L	2-3 OT##	Away

#Eric Belanger scored at 2:36 of OT

##Adam Deadmarsh scored at 4:48 of OT

*Shutout by Chris Osgood

Los Angeles won series 4 games to 2

2002

DETROIT VS. VANCOUVER

Date	W/L	Score	Home/Away
4/17	L	3-4 OT#	Home
4/19	L	2-5	Home
4/21	W	3-1	Away
4/23	W	4-2	Away
4/25	W	4-0*	Home
4/27	W	6-4+	Away

#Henrik Sedin scored at 13:59 of OT

*Shutout by Dominik Hasek

+Hat Trick by Brett Hull

Detroit won series 4 games to 2

DETROIT VS. ST. LOUIS

Date	W/L	Score	Home/Away
5/2	W	2-0*	Home
5/4	W	3-2	Home
5/7	L	1-6	Away
5/9	W	4-3	Away
5/11	W	4-0*	Home

*Shutouts by Dominik Hasek

Detroit won series 4 games to 1

DETROIT VS. COLORADO

Date	W/L	Score	Home/Away
5/18	W	5-3+	Home
5/20	L	3-4 OT#	Home
5/22	W	2-1 OT##	Away
5/25	L	2-3	Away
5/27	L	1-2 OT###	Home
5/29	W	2-0*	Away
5/31	W	7-0*	Home

#Chris Drury scored at 2:17 of OT

##Fredrik Olausson scored at 12:44 of OT

###Peter Forsberg scored at 6:24 of OT

*Shutouts by Dominik Hasek

+Hat trick by Darren McCarty

Detroit won series 4 games to 3

STANLEY CUP FINALS

DETROIT VS. CAROLINA

Date	W/L	Score	Home/Away
6/4	L	2-3 OT#	Home
6/6	W	3-1	Home
6/8	W	3-2 OT)##	Away
6/10	W	3-0*	Away
6/13	W	3-1	Home

#Ron Francis scored at 0:58 of OT

##Igor Larionov scored at 14:47 of 3rd OT

*Shutout by Dominik Hasek

Detroit won series 4 games to 1

GAME-BY-GAME STANLEY CUP® PLAYOFF RESULTS

2001-02 - Detroit Red Wings - Steve Yzerman (Captain), Chris Chelios, Mathieu Dandenault, Pavel Datsyuk, Boyd Devereaux, Kris Draper, Steve Duchesne, Sergei Fedorov, Jiri Fischer, Dominik Hasek, Tomas Holmstrom, Brett Hull, Igor Larionov, Manny Legace, Nicklas Lidstrom, Kirk Maltby, Darren McCarty, Fredrik Olausson, Luc Robitaille, Brendan Shanahan, Jiri Sleg, Jason Williams, Mike Ilitch (Owner/Governor), Marian Ilitch (Owner/Sec.-Tres.), Ronald Ilitch, Michael Ilitch, Jr., Lisa Ilitch Murray, Atanas Ilitch, Carole Ilitch-Trepeck, Jim Devellano (Senior Vice President), Christopher Ilitch (Vice President), Denise Ilitch (Alt. Governor), Ken Holland (General Manager), Jim Nill (Assistant General Manager), Scotty Bowman (Head Coach), Jim Bedard (Goaltending Consultant), Joe Kocur (Video Coordinator), John Wharton (Trainer), Paul Boyer (Equipment Manager), Piet Van Zant (Assistant Trainer), Tim Abbott (Asst. Equipment Manager), Sergei Tchekmarev (Masseur), Dan Belisle, Mark Howe, Bob McCammon (Pro Scouts), Hakan Andersson (Dir. of European Scouting), Mark Leach, Bruce Haralson, Joe McDonnell, Glenn Merkowsky (Scouts).

2003

DETROIT VS. ANAHEIM

Date	W/L	Score	Home/Away
4/10	L	2-3 OT#	Home
4/12	L	2-3	Home
4/14	L	1-2	Away
4/16	L	2-3 OT##	Away

#Paul Kariya scored at 3:18 of 3rd OT

##Steve Rucchin scored at 6:53 of OT

Anaheim won series 4 games to 0

2004

DETROIT VS. NASHVILLE

Date	W/L	Score	Home/Away
4/7	W	3-1	Home
4/10	W	2-1	Home
4/11	L	1-3	Away
4/13	L	0-3*	Away
4/15	W	4-1	Home
4/17	W	2-0**	Away

*Shutout by Tomas Vokoun

**Shutout by Curtis Joseph

Detroit won series 4 games to 2

DETROIT VS. CALGARY

Date	W/L	Score	Home/Away
4/22	L	1-2 OT#	Home
4/24	W	5-2	Home
4/27	L	2-3	Away
4/29	W	4-2	Away
5/1	L	0-1*	Home
5/3	L	0-1 OT## *	Away

#Marcus Nilson scored at 2:39 of OT

##Martin Gelinas scored at 19:13 of OT

*Shutouts by Miikka Kiprusoff

Calgary won series 4 games to 2

2006

DETROIT VS. EDMONTON

Date	W/L	Score	Home/Away
4/21	W	3-2 OT#	Home
4/23	L	2-4	Home
4/25	L	3-4 OT#	Away
4/27	W	4-2	Away
4/29	L	2-3	Home
5/1	L	4-3	Away

#Kirk Maltby at 2:39 of 2nd OT

##Jarret Stoll at 8:44 of 2nd OT

Edmonton won series 4 games to 2

2007

DETROIT VS. CALGARY

Date	W/L	Score	Home/Away
4/12	W	4-1	Home
4/15	W	3-1	Home
4/17	L	2-3	Away
4/19	L	2-3	Away
4/21	W	5-1	Home
4/22	W	2-1 OT#	Away

#Johan Franzen scored at 4:23 of 2nd OT

Detroit won series 4 games to 2

DETROIT VS. SAN JOSE

Date	W/L	Score	Home/Away
4/26	L	0-2*	Home
4/28	W	3-2	Home
4/30	L	1-2	Away
5/2	W	3-2 OT#	Away
5/5	W	4-1	Home
5/7	W	2-0**	Away

*Mathieu Schneider scored at 16:04 of OT

*Shutout by Evgeni Nabakov

**Shutout by Dominik Hasek

Detroit won series 4 games to 2

DETROIT VS. ANAHEIM

Date	W/L	Score	Home/Away
5/11	W	2-1	Home
5/13	L	3-4 OT#	Home
5/15	W	5-0*	Away
5/17	L	3-5	Away
5/20	L	1-2 OT##	Home
5/22	L	3-4	Away

#Scott Niedermayer scored at 14:17 of OT

##Teemu Selanne scored at 11:57 of OT

*Shutout by Dominik Hasek

Anaheim won series 4 games to 2

2008

DETROIT VS. NASHVILLE

Date	W/L	Score	Home/Away
4/10	W	3-1	Home
4/12	W	4-2	Home
4/14	L	3-5	Away
4/16	L	2-3	Away
4/18	W	2-1 OT#	Home
4/20	W	3-0*	Away

#Johan Franzen scored at 1:48 of OT

*Shutout by Chris Osgood

Detroit won series 4 games to 2

GAME-BY-GAME STANLEY CUP® PLAYOFF RESULTS

DETROIT VS. COLORADO

Date	W/L	Score	Home/Away
4/24	W	4-3	Home
4/26	W	5-1+	Home
4/29	W	4-3	Away
5/1	W	8-2+	Away

+Hat tricks by Johan Franzen

Detroit won series 4 games to 0

DETROIT VS. DALLAS

Date	W/L	Score	Home/Away
5/8	W	4-1	Home
5/10	W	2-1	Home
5/12	W	5-2+	Away
5/14	L	1-3	Away
5/17	L	1-2	Home
5/19	W	4-1	Away

+Hat trick by Pavel Datsyuk

Detroit won series 4 games to 2

STANLEY CUP FINALS

DETROIT VS. PITTSBURGH

Date	W/L	Score	Home/Away
5/24	W	4-0*	Home
5/26	W	3-0*	Home
5/28	L	2-3	Away
5/31	W	2-1	Away
6/2	L	3-4 OT#	Home
6/4	W	3-2	Away

#Petr Sykora scored at 9:57 of 3rd OT

*Shutouts by Chris Osgood

Detroit won series 4 games to 2

2007-08 – Detroit Red Wings – Nicklas Lidstrom (Captain), Chris Chelios, Dallas Drake, Daniel Cleary, Pavel Datsyuk, Kris Draper, Jiri Hudler, Johan Franzen, Tomas Holmstrom, Niklas Kronwall, Brian Rafalski, Brett Lebeda, Valtteri Filppula, Andreas Lilja, Kirk Maltby, Aaron Downey, Chris Osgood, Mikael Samuelsson, Dominik Hasek, Tomas Kopecky, Henrik Zetterberg, Brad Stuart, Darren McCarty, Darren Helm, Derek Meech, Michael Ilitch (Owner-Governor), Marian Ilitch (Owner/Sec.-Tres.), Christopher Ilitch (Vice President/Alt. Gov.), Denise Ilitch, Ronald Ilitch, Michael Ilitch, Jr., Lisa Ilitch Murray, Atanas Ilitch, Carole Ilitch, Jim Devellano (Senior Vice President/Alt. Gov.), Ken Holland (General Manager/Alt. Gov./Vice President), Steve Yzerman (Vice President/Alt. Gov.), Jim Nill (Assistant General Manager/Vice President), Ryan Martin (Dir. Hockey Operations), Scotty Bowman (Consultant), Mike Babcock (Head Coach), Todd McLellan (Associate Coach), Paul MacLean (Assistant Coach), Jim Bedard (Goaltending Consultant), Jay Woodcroft (Video Coordinator), Mark Howe (Dir. Pro Scouting), Joe McDonnell (Dir. Amateur Scouting), Hakan Andersson (Dir. Amateur Scouting Europe), Piet Van Zant (Trainer), Paul Boyer (Equipment Manager), Russ Baumann (Assistant Trainer), Christopher Scoppetto (Assistant Equipment Manager)

2009

DETROIT VS. COLUMBUS

Date	W/L	Score	Home/Away
4/16	W	4-1	Home
4/18	W	4-0*	Home
4/21	W	4-1	Away
4/23	W	6-5	Away

*Shutout by Chris Osgood

Detroit won series 4 games to 0

DETROIT VS. ANAHEIM

Date	W/L	Score	Home/Away
5/1	W	3-2	Home
5/3	L	3-4 OT#	Home
5/5	L	1-2	Away
5/7	W	6-3	Away
5/10	W	4-1	Home
5/12	L	1-2	Away
5/14	W	4-3	Home

#Todd Marchant scored at 1:15 of 3rd OT

Detroit won series 4 games to 3

DETROIT VS. CHICAGO

Date	W/L	Score	Home/Away
5/17	W	5-2	Home
5/19	W	3-2 OT#	Home
5/22	L	3-4 OT##	Away
5/24	W	6-1	Away
5/27	W	2-1 OT###	Home

#Mikael Samuelsson scored at 5:14 of OT

##Patrick Sharp scored at 1:52 of OT

###Darren Helm scored at 3:58 of OT

Detroit won series 4 games to 1

STANLEY CUP FINALS

DETROIT VS. PITTSBURGH

Date	W/L	Score	Home/Away
5/30	W	3-1	Home
5/31	W	3-1	Home
6/2	L	2-4	Away
6/4	L	2-4	Away
6/6	W	5-0*	Home
6/9	L	1-2	Away
6/12	L	1-2	Home

*Shutout by Chris Osgood

Pittsburgh won series 4 games to 3

2010

DETROIT VS. PHOENIX

Date	W/L	Score	Home/Away
4/14	L	2-3	Away
4/16	W	7-4+	Away
4/18	L	2-4	Home
4/20	W	3-0*	Home
4/23	W	4-1	Away
4/25	L	2-5	Home
4/27	W	6-1	Away

*Shutout by Jimmy Howard

+Hat trick by Henrik Zetterberg

Detroit won series 4 games to 3

DETROIT VS. SAN JOSE

Date	W/L	Score	Home/Away
4/29	L	3-4	Away
5/2	L	3-4	Away
5/4	L	3-4 OT#	Home
5/6	W	7-1+	Home
5/8	L	1-2	Away

#Patrick Marleau scored at 7:07 of OT

+4-goal game by Johan Franzen

San Jose won series 4 games to 1

GAME-BY-GAME STANLEY CUP® PLAYOFF RESULTS

2011

DETROIT VS. PHOENIX

Date	W/L	Score	Home/Away
4/13	W	4-2	Home
4/16	W	4-3	Home
4/18	W	4-2	Away
4/20	W	6-3	Away

Detroit won series 4 games to 0

DETROIT VS. SAN JOSE

Date	W/L	Score	Home/Away
4/29	L	1-2 OT#	Away
5/1	L	1-2	Away
5/4	L	3-4 OT##	Home
5/6	W	4-3	Home
5/8	W	4-3	Away
5/10	W	3-1	Home
5/12	L	2-3	Away

#Benn Ferriero scored at 7:03 of OT

##Devin Setoguchi scored at 9:21 of OT

San Jose won series 4 games to 3

2012

DETROIT VS. NASHVILLE

Date	W/L	Score	Home/Away
4/11	L	2-3	Away
4/13	W	3-2	Home
4/15	L	2-3	Home
4/17	L	1-3	Home
4/20	L	1-2	Away

Nashville won series 4 games to 1

2013

DETROIT VS. ANAHEIM

Date	W/L	Score	Home/Away
4/30	L	1-3	Away
5/2	W	5-4 OT#	Away
5/4	L	0-4*	Home
5/6	W	3-2 OT##	Home
5/8	L	2-3 OT###	Away
5/10	W	4-3 OT####	Home
5/12	W	3-2	Away

#Gustav Nyquist scored at 1:21 of OT

##Damien Brunner scored at 15:10 of OT

###Nick Bonino scored at 1:54 of OT

####Henrik Zetterberg scored at 1:04 of OT

*Shutout by Jonas Hiller

Detroit won series 4 games to 3

DETROIT VS. CHICAGO

Date	W/L	Score	Home/Away
5/15	L	1-4	Away
5/18	W	4-1	Away
5/20	W	3-1	Home
5/23	W	2-0*	Home
5/25	L	1-4	Away
5/27	L	3-4	Home
5/29	L	1-2 OT#	Away

#Brent Seabrook scored at 3:35 of OT

*Shutout by Jimmy Howard

Chicago won series 4 games to 3

2014

DETROIT VS. BOSTON

Date	W/L	Score	Home/Away
4/18	W	1-0*	Away
4/20	L	1-4	Away
4/22	L	0-3**	Home
4/24	L	2-3 OT#	Home
4/26	L	2-4	Away

#Jarome Iginla scored at 13:32 of OT

*Shutout by Jimmy Howard

**Shutout by Tuukka Rask

Boston won series 4 games to 1

2015

DETROIT VS. TAMPA BAY

Date	W/L	Score	Home/Away
4/16	W	3-2	Away
4/18	L	1-5	Away
4/21	W	3-0*	Home
4/23	L	2-3#	Home
4/25	W	4-0*	Away
4/27	L	2-5	Home
4/29	L	0-2**	Away

#Tyler Johnson scored at 2:25 of OT

*Shutouts by Petr Mrazek

**Shutout by Ben Bishop

Tampa Bay won series 4 games to 3

2016

DETROIT VS. TAMPA BAY

Date	W/L	Score	Home/Away
4/13	L	2-3	Away
4/15	L	2-5	Away
4/17	W	2-0*	Home
4/19	L	2-3	Home
4/21	L	0-1**	Away

*Shutout by Petr Mrazek

**Shutout by Ben Bishop

Tampa Bay won series 4 games to 1

RED WINGS TEAM PLAYOFFS RECORDS

MOST GOALS FOR, PERIOD: 6 – 3/29/47 at Toronto, 3rd
MOST GOALS FOR, GAME: 9, twice – 3/29/47 at Toronto; 4/7/36 vs. Toronto
MOST GOALS FOR, SERIES: 32 – vs. Toronto, 1988
MOST GOALS FOR, YEAR: 76 – 2009 vs. Columbus, Anaheim, Chicago, Pittsburgh
MOST GOALS FOR, HOME GAME: 9 – 4/7/36 vs. Toronto
MOST GOALS FOR, ROAD GAME: 9 – 3/29/47 at Toronto
MOST GOALS AGAINST, PERIOD: 5, twice – 3/25/58 at Montreal, 1st; 4/14/42 at Toronto, 2nd
MOST GOALS AGAINST, GAME: 9, twice – 4/10/85 at Chicago; 4/14/42 at Toronto
MOST GOALS AGAINST, SERIES: 25, twice – vs. Chicago, 1989; vs. Toronto, 1942
MOST GOALS AGAINST, YEAR: 57 – 1987 (20 vs. Chicago, 14 vs. Toronto, 23 vs. Edmonton)
MOST GOALS AGAINST, HOME GAME: 8, twice – 3/25/58 vs. Chicago; 4/23/78 vs. Montreal
MOST GOALS AGAINST, ROAD GAME: 9, twice – 4/10/85 at Chicago; 4/14/42 at Toronto
***FASTEST TWO GOALS:** 0:05 – 4/11/65 vs. Chicago, both by Norm Ullman, 17:35, 17:40
 against Glenn Hall during 2nd period
FASTEST THREE GOALS: 1:30 – 3/29/47 at Toronto, Jim Conacher, 17:30; Roy Conacher, 18:30;
 Ed Bruneteau, 19:00 during 3rd period
FASTEST FOUR GOALS: 4:46 – 3/23/39 vs. Montreal. Syd Howe, 13:44 and 14:39; Sid Abel, 17:02;
 Ed Wares, 18:30 during 3rd period
MOST POWER-PLAY GOALS, PERIOD: 3, five times – 6/6/09 vs. Pittsburgh; 5/3/98 vs. Phoenix;
 5/5/96 vs. St. Louis; 4/23/96 vs. Winnipeg; 4/11/78 vs. Atlanta
MOST POWER-PLAY GOALS, GAME: 4, six times – 5/3/98 vs. Phoenix; 4/23/96 vs. Winnipeg;
 4/29/93 vs. Toronto; 4/10/66 vs. Chicago; 4/4/65 vs. Chicago; 3/23/39 vs. Montreal
MOST POWER-PLAY GOALS, SERIES: 11 – vs. Toronto, 1988
MOST POWER-PLAY GOALS, YEAR: 23 – 2009 vs. Columbus, Anaheim, Chicago, Pittsburgh
MOST POWER-PLAY GOALS AGAINST, GAME: 4 – 3/28/63 vs. Chicago
MOST POWER-PLAY GOALS AGAINST, SERIES: 10 – vs. Chicago, 1989
MOST POWER-PLAY GOALS AGAINST, YEAR: 20 – 1988 vs. Toronto, St. Louis, Edmonton
MOST SHORTHANDED GOALS, PERIOD: 2, three times – 4/21/07 vs. Calgary (Dan Cleary, Chris
 Chelios); 4/27/02 vs. Vancouver (Nicklas Lidstrom, Brett Hull); 4/29/93 vs. Toronto (Steve
 Yzerman, Paul Ysebaert)
MOST SHORTHANDED GOALS, GAME: 2, five times – 4/21/07 vs. Calgary (Dan Cleary, Chris Chelios);
 4/27/02 vs. Vancouver (Nicklas Lidstrom, Brett Hull); 4/12/96 vs. Winnipeg (Paul Coffey, Doug
 Brown); 4/29/93 vs. Toronto (Steve Yzerman, Paul Ysebaert); 4/5/36 vs. Toronto (Syd Howe,
 Bucko McDonald)
MOST SHORTHANDED GOALS, YEAR: 7 – 2002 vs. Vancouver, St. Louis, Colorado, Carolina
MOST SHORTHANDED GOALS AGAINST, PERIOD: 2, twice – 4/24/98 vs. Phoenix (Jeremy Roenick [2]);
 4/23/78 vs. Montreal
MOST SHORTHANDED GOALS AGAINST, GAME: 2, three times – 4/24/98 vs. Phoenix (Jeremy
 Roenick [2]); 4/11/89 vs. Chicago; 4/23/78 vs. Montreal)
MOST SHORTHANDED GOALS AGAINST, YEAR: 4 – 1989 vs. Chicago
MOST PENALTY MINUTES, PERIOD: 114 – 4/12/91 vs. St. Louis
***MOST PENALTY MINUTES, GAME:** 152 – 4/12/91 vs. St. Louis
MOST PENALTIES, PERIOD: 20 – 4/12/91 vs. St. Louis
MOST PENALTIES, GAME: 33 – 4/12/91 vs. St. Louis
MOST CONSECUTIVE VICTORIES, YEAR: 9 – 2008 vs. Nashville, Colorado, Dallas
MOST CONSECUTIVE VICTORIES: 11 – 1998-1999, final five games of 1998 (Dallas, Washington)
 and first six games of 1999 (Anaheim, Colorado)
MOST CONSECUTIVE VICTORIES, HOME: 11 – 4/16/54-4/5/56
MOST CONSECUTIVE VICTORIES, ROAD: 6, twice – 6/13/98-5/9/99; 4/28/98-5/24/98
MOST CONSECUTIVE DEFEATS: 8 – 1966-1970, final four games of 1966 (Montreal) and first four
 games of 1970 (Chicago)
MOST CONSECUTIVE DEFEATS, HOME: 5, three times – 4/21/78-4/13/85; 4/28/66-4/12/70;
 4/22/45-4/3/47
MOST CONSECUTIVE DEFEATS, ROAD: 8 – 3/27/56-3/27/58
MOST CONSECUTIVE SEASONS QUALIFYING FOR PLAYOFFS: 25 – 1991 to 2016
MOST CONSECUTIVE SEASONS NOT QUALIFYING FOR PLAYOFFS: 7 – 1971-1977
EARLIEST PLAYOFF DATE: March 19, three times – 1946 vs. Boston; 1940 vs. NY Americans;
 1929 vs. Toronto
LATEST PLAYOFF DATE: June 24 – 1995 vs. New Jersey

*-NHL record

#-Shares NHL record

ACTIVE PLAYERS IN CAPITALS

RED WINGS INDIVIDUAL PLAYOFFS RECORDS

MOST YEARS IN PLAYOFFS: 20 – Steve Yzerman, Nicklas Lidstrom
#MOST CONSECUTIVE YEARS IN PLAYOFFS: 20 – Nicklas Lidstrom, 1992-2012
MOST GAMES, CAREER: 263 – Nicklas Lidstrom
MOST POINTS, CAREER: 185 – Steve Yzerman
MOST GOALS, CAREER: 70 – Steve Yzerman
MOST ASSISTS, CAREER: 129 – Nicklas Lidstrom
MOST GAMES, YEAR: 23 – 27 players (14 on 2002 team; 13 on 2009 team)
MOST POINTS, YEAR: 27 – Henrik Zetterberg, 2008 (13 goals, 14 assists)
MOST GOALS, YEAR: 13 – Henrik Zetterberg and Johan Franzen, 2008
MOST ASSISTS, YEAR: 18 – Steve Yzerman, 1998; Sergei Fedorov, 1996
MOST POINTS, SERIES: 13 – Norm Ullman, 1964 vs. Chicago
MOST GOALS, SERIES: 9 – Johan Franzen, 2008 vs. Colorado
MOST ASSISTS, SERIES: 9 – Paul Coffey, 1993 vs. Toronto
MOST POINTS, GAME: 6 – Johan Franzen, 5/6/10 vs. San Jose (4 goals, 2 assists)
MOST GOALS, GAME: 4, three times – Johan Franzen, 5/6/10 vs. San Jose; Ted Lindsay, 4/5/55 vs. Montreal; Carl Liscombe, 4/3/45 vs. Boston
MOST ASSISTS, GAME: 4, six times – Todd Bertuzzi, 5/6/10 vs. San Jose; Nicklas Lidstrom, 4/21/07 vs. Calgary; Chris Chelios, 4/27/02 at Vancouver; Sergei Fedorov, 5/23/96 vs. Colorado; Sergei Fedorov, 4/23/96 vs. Winnipeg; Dutch Reibel, 4/5/55 vs. Montreal
#MOST POINTS, PERIOD: 4, twice – Johan Franzen 5/6/10 vs. San Jose, 1st (3 goals, 1 assist); Carl Liscomb, 3/26/42 vs. Montreal, 3rd (2 goals, 2 assists)
MOST GOALS, PERIOD: 3, twice – Johan Franzen 5/6/10 vs. San Jose, 1st; Ted Lindsay, 4/5/55 vs. Montreal, 2nd
#MOST ASSISTS, PERIOD: 3, four times – Mikael Samuelsson, 5/22/07 at Anaheim, 3rd; Chris Chelios, 4/27/02 at Vancouver, 2nd; Vyacheslav Kozlov, 5/21/95 vs. San Jose, 3rd; Alex Delvecchio, 4/14/66 vs. Chicago, 3rd
MOST POINTS, ROOKIE: 9 – Shawn Burr, 1987
MOST GOALS, ROOKIE: 7 – Shawn Burr, 1987
MOST ASSISTS, ROOKIE: 5, twice – Sergei Fedorov, 1991; Paul Woods, 1978
MOST POINTS BY DEFENSEMAN, YEAR: 19 – Nicklas Lidstrom, 1998
MOST POINTS BY DEFENSEMAN, GAME: 5 – Eddie Bush, 4/9/42 at Toronto (1 goal, 4 assists)
MOST GOALS BY DEFENSEMAN, YEAR: 6, twice – Nicklas Lidstrom, 1998; Paul Coffey, 1995
MOST GOALS BY DEFENSEMAN, GAME: 2, several times – Last six times all by Nicklas Lidstrom (5/6/11 vs. San Jose, 4/27/10 at Phoenix, 5/1/09 vs. Anaheim, 4/15/00 vs. Los Angeles, 5/29/98 vs. Dallas, 5/23/96 at Colorado)
MOST ASSISTS BY DEFENSEMAN, YEAR: 15 – Niklas Kronwall, 2008
MOST ASSISTS BY DEFENSEMAN, GAME: 4, three times – Nicklas Lidstrom, 4/21/07 vs. Calgary; Chris Chelios, 4/27/02 at Vancouver; Eddie Bush, 4/9/42 at Toronto
LONGEST POINT STREAK: 12 games, twice – Johan Franzen, 2010; Gordie Howe, 1964
LONGEST GOAL STREAK: 5, four times – Johan Franzen, 2010; Gordie Howe, 1964; Ted Lindsay, 1952; Gordie Howe, 1949
MOST POINTS BY LINE, YEAR: 51, 1955 – Gordie Howe (20), Ted Lindsay (19), Dutch Reibel (12)
MOST THREE-GOAL GAMES, CAREER: 4 – Steve Yzerman (1989, 1991, 1996, 1999)
MOST THREE-GOAL GAMES, YEAR: 2, three times – Johan Franzen, 2008; Petr Klima, 1988; Norm Ullman, 1964
MOST THREE-GOAL GAMES, SERIES: 2, twice – Johan Franzen, 2008; Norm Ullman, 1964
MOST POWER-PLAY GOALS, CAREER: 26 – Steve Yzerman
MOST POWER-PLAY GOALS, YEAR: 6, three times – Dino Ciccarelli, 1995 and 1996; Andy Bathgate, 1966
MOST POWER-PLAY GOALS, SERIES: 5 – Andy Bathgate, 1966 vs. Chicago
#MOST POWER-PLAY GOALS, GAME: 3, three times – Dino Ciccarelli, 5/11/95 at Dallas and 4/29/93 at Toronto; Syd Howe, 3/23/39 vs. Montreal
MOST POWER-PLAY GOALS, PERIOD: 2, three times – Dino Ciccarelli, 4/29/93 at Toronto, 2nd; Floyd Smith, 4/10/66 at Chicago, 1st; Syd Howe, 3/23/39 vs. Montreal, 3rd
MOST GAME-WINNING GOALS, CAREER: 12 – Vyacheslav Kozlov, Steve Yzerman
MOST GAME-WINNING GOALS, YEAR: 5 – Johan Franzen, 2008
MOST SHORTHANDED GOALS, CAREER: 5 – Kirk Maltby
MOST SHORTHANDED GOALS, GAME: 1, several times – Last time: LUKE GLENDENING, 4/16/15 at Tampa Bay

*-NHL record #Shares NHL record ACTIVE PLAYERS IN CAPITALS

RED WINGS INDIVIDUAL PLAYOFFS RECORDS

MOST OVERTIME GOALS, CAREER: 2 – Mud Bruneteau, Syd Howe, Johan Franzen, Vyacheslav Kozlov, Ted Lindsay, Kirk Maltby, Leo Reise Jr., Brendan Shanahan

MOST OVERTIME GOALS, YEAR: 2 – Leo Reise Jr., 1950

FASTEST GOAL, START OF GAME: 0:09 – Gordie Howe, 4/1/54 vs. Toronto (against Harry Lumley)

***FASTEST TWO GOALS:** 0:05 – Norm Ullman, 4/11/65 vs. Chicago (17:35 and 17:40 of the 2nd period against Glenn Hall)

MOST PENALTY MINUTES, CAREER: 218 – Gordie Howe

MOST PENALTY MINUTES, YEAR: 71 – Joe Kocur, 1987

MOST PENALTY MINUTES, SERIES: 50 – Bob Probert, 1991 vs. St. Louis

MOST PENALTY MINUTES, GAME: 29 – Randy McKay, 4/12/91 vs. St. Louis (2 minor penalties, 3 major penalties and a game misconduct)

MOST GAMES BY GOALTENDER, CAREER: 110 – Chris Osgood

MOST GAMES BY GOALTENDER, YEAR: 23, twice – Chris Osgood, 2008; Dominik Hasek, 2002

MOST MINUTES BY GOALTENDER, YEAR: 1455 – Dominik Hasek, 2002

MOST SHUTOUTS, CAREER: 14 – Chris Osgood

MOST SHUTOUTS, YEAR: 6 – Dominik Hasek, 2002

LONGEST SHUTOUT SEQUENCE, YEAR: 248:32 – Norm Smith, 1936 vs. Montreal Maroons

LONGEST SHUTOUT SEQUENCE, GAME: 176:30 – Norm Smith, 3/24/36-3/25-16 at Montreal Maroons

SHUTOUT BY DETROIT GOALIE IN PLAYOFF DEBUT: Twice – Chris Osgood, 4/20/94 vs. San Jose; Norm Smith, 3/24/36 at Montreal Maroons

***-NHL record #Shares NHL record ACTIVE PLAYERS IN CAPITALS**

RED WINGS ALL-TIME PLAYOFFS SCORING LEADERS

ALL-TIME PLAYOFF SCORING LEADERS

PLAYER	GP	G	A	PTS
Steve Yzerman	196	70	115	185
Nicklas Lidstrom	263	54	129	183
Sergei Fedorov	162	50	113	163
Gordie Howe	154	67	91	158
Henrik Zetterberg	137	57	63	120
Pavel Datsyuk	157	42	71	113
Alex Delvecchio	121	35	69	104
Tomas Holmstrom	180	46	51	97
Ted Lindsay	123	44	44	88
Johan Franzen	107	42	39	81
Vyacheslav Kozlov	114	42	37	79
Brendan Shanahan	106	33	41	74
Norm Ullman	80	27	47	74
Igor Larionov	105	20	39	59
Sid Abel	96	28	30	58
VALTTERI FILPPULA	105	19	38	57
Paul Coffey	49	14	36	50
Dan Cleary	111	23	26	49
Darren McCarty	167	21	26	47
Niklas Kronwall	109	5	42	47
Kris Draper	220	24	22	46
Syd Howe	68	17	27	44
Bob Probert	63	14	29	43
Carl Liscombe	59	22	19	41
Brian Rafalski	63	12	28	40
Gerard Gallant	58	18	21	39
Martin Lapointe	86	17	22	39
Adam Oates	38	12	27	39
Mud Bruneteau	77	23	14	37
Red Kelly	94	16	21	37
Mikael Samuelsson	74	14	23	37
Doug Brown	71	16	19	35
Larry Murphy	67	7	27	34
Joe Carveth	57	19	14	33
Shawn Burr	79	16	17	33
Jiri Hudler	66	12	21	33
Dino Ciccarelli	47	24	8	32
Kirk Maltby	169	16	15	31
Marcel Pronovost	118	7	23	30
Don Grosso	44	15	14	29
Marty Pavelich	91	13	15	28
Chris Chelios	103	3	25	28
Petr Klima	31	13	14	27
Steve Chiasson	46	12	14	26
Metro Prystai	43	12	14	26
Brent Ashton	32	11	14	25
Brad Stuart	72	6	19	25
Brett Hull	39	13	11	24
Todd Bertuzzi	50	7	17	24
Ray Sheppard	42	14	9	23
Herbie Lewis	38	13	10	23
Floyd Smith	44	12	11	23
Bruce MacGregor	55	9	14	23
Robert Lang	36	9	14	23
DARREN HELM	82	11	10	21

RED WINGS ALL-TIME PLAYOFFS GOALTENDING LEADERS

ALL-TIME PLAYOFF SCORING LEADERS

PLAYER	GP	G	A	PTS
Marty Berry	23	9	12	21
John Chabot	22	5	16	21
JONATHAN ERICSSON	76	5	16	21
John Wilson	50	11	9	20
Vic Stasiuk	40	10	10	20
John Sorrell	31	8	12	20
Dutch Reibel	35	6	14	20
Viacheslav Fetisov	78	1	19	20

ACTIVE PLAYERS IN BOLD CAPITALS

ALL-TIME PLAYOFF GOALTENDING LEADERS

PLAYER	YRS	GP	W	L	T	GA	SO	AVG
Chris Osgood	12	110	67	37		221	14	2.02
Terry Sawchuk	10	85	46	37		208	11	2.41
Mike Vernon	3	42	30	12		88	2	2.08
Dominik Hasek	3	45	28	17		89	8	1.91
Harry Lumley	5	54	24	30		131	6	2.30
JIMMY HOWARD	7	48	21	26		123	3	2.58
John Mowers	4	32	19	13		85	2	2.55
Greg Stefan	5	30	12	17		99	1	3.54
Norm Smith	2	12	9	2		18	3	1.32
Glen Hanlon	3	18	9	6		42	3	2.58
Roger Crozier	4	23	9	12		57	1	2.74
Tim Cheveldae	3	25	9	15		71	2	3.00
Glenn Hall	2	15	6	9		43	0	2.85
Cecil Thompson	2	11	5	6		27	1	2.40
Wilf Cude	1	9	4	5		21	1	2.12
Petr Mrazek	2	10	4	6		18	3	1.88
Manny Legace	3	11	4	6		27	0	2.54
Curtis Joseph	2	13	4	8		22	1	1.64
Earl Robertson	1	6	3	2		8	2	1.41
Jim Rutherford	1	3	2	1		12	0	4.00
John Ross Roach	1	4	2	2		8	1	2.00
Bill Ranford	1	4	2	2		10	1	3.27
Ralph Almas	1	5	1	3		13	0	2.97
Hank Bassen	2	5	1	3		11	0	2.44
Bob Champoux	1	1	1	0		4	0	4.36
Vincent Riendeau	1	2	1	0		4	0	3.28
Ron Low	1	4	1	3		17	0	4.25
Connie Dion	1	5	1	4		17	0	3.40
Ty Conklin	1	1	0	0		0	0	0.00
Kevin Hodson	1	1	0	0		0	0	0.00
Allan Bester	1	1	0	0		1	0	3.00
Sam St. Laurent	1	1	0	0		1	0	5.82
Jim Franks	1	1	0	1		2	0	4.00
Eddie Mio	1	1	0	1		3	0	2.86
Norm Maracle	2	2	0	0		3	0	3.08
Alex Connell	1	2	0	1	1	3	0	1.50
Jonas Gustavsson	1	2	0	2		6	0	2.71
Clarence Dolson	1	2	0	2		7	0	3.50
Corrado Micalef	1	3	0	0		8	0	4.80
Bob Essensa	1	4	0	2		9	0	4.94
Roy Edwards	1	4	0	3		11	0	3.20

ACTIVE PLAYERS IN BOLD CAPITALS

DETROIT RED WINGS IN NHL ALL-STAR GAMES

SKATERS

* Gordie Howe

GP

22

YEARS

1948, 49, 50, 51, 52, 53, 54, 55, 57, 58, 59, 60,
61, 62, 63, 64, 65, 67, 68, 69, 70, 71

* Alex Delvecchio

13

1953, 54, 55, 56, 57, 58, 59, 61, 62, 63, 64, 65, 67

Nicklas Lidstrom

12

1996, 98, 99, 2000, 01, 02, 03, 04, 07, 08, 09, 11

* Ted Lindsay

11

1947, 48, 49, 50, 51, 52, 53, 54, 55, 56, 57

Steve Yzerman

10

1984, 88, 89, 90, 91, 92, 93, 97, 99#, 2000

* Red Kelly

9

1950, 51, 52, 53, 54, 55, 56, 57, 58

* Marcel Pronovost

9

1950, 54, 55, 57, 58, 59, 60, 61, 63

* Norm Ullman

8

1955, 60, 61, 62, 63, 64, 67, 68

John Ogradnick

5

1981, 82, 84, 85, 86

Brendan Shanahan

5

1997, 98, 99, 2000, 02

Sergei Fedorov

6

1992, 94, 96, 2001, 02, 03

Pavel Datsyuk

5

2002, 04, 08, 09, 12

* Marty Pavelich

4

1950, 52, 54, 55

* Bob Goldham

4

1950, 52, 54, 55

Jack Stewart

3

1947, 48, 49

* Sid Abel

3

1949, 50, 51

* Metro Prystai

3

1950, 53, 54

Reed Larson

3

1978, 80, 81

Paul Coffey

3

1993, 94, 96

+ Ebbie Goodfellow

2

1937, 39

Bill Quackenbush

2

1947, 48

* Leo Reise

2

1950, 51

* Tony Leswick

2

1952, 54

Frank Mahovlich

2

1969, 70

Red Berenson

2

1972, 74

Viacheslav Fetisov

2

1997, 98

Chris Chelios

2

2000, 02

Henrik Zetterberg

2

2007#, 08#

+ Herbie Lewis

1

1934

+ Larry Aurie

1

1934

+ Marty Barry

1

1937

+ Syd Howe

1

1939

+ Marty Barry

1

1937

Bud Poile

1

1948

Reg Sinclair

1

1952

Bill Gadsby

1

1965

Carl Brewer

1

1970

Gary Bergman

1

1972

Mickey Redmond

1

1974

Marcel Dionne

1

1975

Dan Maloney

1

1976

Nick Libett

1

1977

Willie Huber

1

1983

Bob Probert

1

1988

Steve Chiasson

1

1993

Igor Larionov

1

1998

Larry Murphy

1

1999

DYLAN LARKIN

1

2016

FRANS NIELSEN

1

2017

MIKE GREEN

1

2018

GOALTENDERS

GP

YEARS

* Terry Sawchuk

7

1950, 51, 52, 53, 54, 59, 63

JIMMY HOWARD

3

2012, 15#, 19

* Glenn Hall

2

1955, 56

Chris Osgood

2

1996, 2008

+ Norm Smith

1

1937

Tim Cheveldae

1

1992

Dominik Hasek

1

2002

COACHES

GC

YEARS

* Tommy Ivan

4

1948, 49, 50, 52

Sid Abel

4

1961, 63, 64, 67

Scotty Bowman

3

1996, 2000, 02

* Jimmy Skinner

2

1954, 55

+ Jack Adams

1

1937

Dave Lewis

1

2004

Mike Babcock

1

2008

#Did not play due to injury.

*Includes games as member of
defending Stanley Cup champions
in '50, '54 or '55.

+Appeared in Bailey ('34), Morenz
('37), Seibert ('39) benefit All-Star
games.

24 other Red Wings appeared in
All-Star games, but only as mem-
bers of defending Stanley Cup
champions in '50, '54 or '55.

**ACTIVE PLAYERS/COACHES
IN BOLD CAPITALS**

CHAMPIONSHIPS & STANLEY CUP® FINALISTS

STANLEY CUP: 1936, 37, 43, 50, 52, 54, 55, 97, 98, 2002, 08

LEAGUE CHAMPIONS/BEST REGULAR-SEASON RECORD: 1935-36, 36-37, 42-43,
48-49, 49-50, 50-51, 52-53, 53-54, 54-55, 56-57,
64-65, 95, 95-96, 2001-02, 03-04, 05-06, 07-08

DIVISION CHAMPIONS (REGULAR SEASON)

American Division: 1933-34, 35-36, 36-37


Norris Division: 1987-88, 88-89, 91-92

Central Division: 1993-94, 95, 95-96, 98-99, 2000-01, 01-02, 02-03,
03-04, 05-06, 06-07, 07-08, 08-09, 10-11

DIVISION CHAMPIONS (PLAYOFFS):

Norris Division: 1987, 88

STANLEY CUP FINALISTS: 1934, 36, 37, 41, 42, 43, 45, 48, 49, 50, 52, 54,
55, 56, 61, 63, 64, 66, 95, 97, 98, 2002, 08, 09



DETROIT RED WINGS ENTRY DRAFT SELECTIONS

ENTRY DRAFT SELECTIONS (Since Inception in 1963)

Round	Overall				
1963		7 Brian Middleton	107	2 Al Jensen	31
1 Pete Mahovlich	2	8 Dennis Polonich	123	3 Doug Derkson	53
2 Bill Cosburn	8	9 Dennis O'Brien	135	4 Bjorn Skaare	62
1964		9 Tom Newman	138	5 Ted Nolan	78
1 Claude Gauthier	1	9 Ray Bibeau	139	6 Sylvain Locas	95
2 Brian Watts	7	10 Kevin Neville	151	7 Wes George	112
3 Ralph Buchanan	13	10 Ken Gibb	154	8 John Barrett	129
4 Ronald LeClerc	19	10 Mitch Brandt	155	9 Jim Malazdrewicz	146
1965		1974		10 Geoff Shaw	163
1 George Forge	3	1 Bill Lochead	9	11 Carl VanHarrewyn	178
2 Bob Birdsell	8	3 Dan Mandryk	44	12 Ladislav Svozil	194
1966		3 Bill Evo	45	13 Tom Bailey	208
1 Steve Atkinson	6	4 Michel Bergeron	63	14 Larry Lozinski	219
2 Jim Whitaker	12	5 John Taft	81	15 Randy Betty	224
3 Lee Carpenter	18	6 Don Dufek	99	16 Brian Crawley	226
4 Grant Cole	24	7 Jack Carlson	117	17 Doug Feasby	228
1967		8 Gregg Steele	134	1979	
1 Ron Barkwell	9	9 Glen McLeod	151	1 Mike Foligno	3
2 Alan Karlander	17	1975		3 Jody Gage	45
1968		1 Rick Lapointe	5	3 Boris Fistric	46
1 Steve Andrascik	11	2 Jerry Rollins	23	4 John Ogradnick	66
2 Herb Boxer	17	3 Al Cameron	37	5 Joe Paterson	87
1969		3 Blair Davidson	45	6 Carmine Cirella	108
1 Jim Rutherford	10	3 Clarke Hamilton	50	1980	
2 Ron Garwasiuk	21	4 Mike Wirachowski	59	1 Mike Blaisdell	11
3 Wayne Hawrysh	33	5 Mike Wong	77	3 Mark Osborne	46
4 Warren Chernecki	45	6 Mike Harazny	95	5 Mike Corrigan	88
5 Wally Olds	57	7 Jean-Luc Phaneuf	113	6 Wayne Crawford	109
1970		8 Steve Carlson	131	7 Mike Braun	130
1 Serge Lajeunesse	12	9 Gary Vaughn	148	8 John Beukeboom	151
2 Bob Guindon	26	10 Jean Thibodeau	164	9 Dave Miles	172
3 Yvon Lambert	40	11 Dave Hanson	176	10 Brian Rorabeck	193
4 Tom Johnstone	54	11 Robin Larson	178	1981	
5 Tom Mellor	68	1976		2 Claude Loiselle	23
6 Bernard McNeil	82	1 Fred Williams	4	3 Corrado Micalef	44
7 Ed Hays	95	2 Reed Larson	22	5 Larry Trader	86
1971		3 Fred Berry	40	6 Gerard Gallant	107
1 Marcel Dionne	2	4 Kevin Schamehorn	58	7 Greg Stefan	128
2 Henry Boucha	16	5 Dwight Schofield	76	8 Rick Zombo	149
3 Ralph Hostopjavori	30	6 Tony Horvath	94	9 Don LeBlanc	170
4 George Hulme	44	7 Fern LeBlanc	111	10 Robert Nordmark	191
5 Earl Anderson	58	8 Claude Legris	120	1982	
6 Charlie Shaw	72	1977		1 Murray Craven	17
7 Jim Nahrgang	86	1 Dale McCourt	1	2 Yves Courteau	23
8 Bob Boyd	100	3 Rick Vasko	37	3 Carmine Vani	44
1972		4 John Hilworth	55	4 Craig Coxie	66
2 Pierre Guite	26	5 Jim Korn	73	5 Brad Shaw	86
3 Bob Kreiger	42	6 Jim Baxter	91	6 Claude Vilgrain	107
4 Danny Gruen	68	7 Randy Wilson	109	7 Greg Hudak	128
5 Dennis Johnson	74	8 Ray Roy	125	8 Pat Lahey	149
6 Bill Miller	90	9 Kip Churchill	141	9 Gary Cullen	170
7 Glen Seperich	106	10 Lance Gatoni	155	10 Brent Meckling	191
8 Mike Ford	122	11 Rob Plumb	163	11 Mike Stern	212
9 George Kuzmiz	138	12 Alan Belanger	170	12 Shaun Reagan	233
12 Dave Arundel	150	13 Dean Willers	175	1983	
1973		14 Roland Cloutier	178	1 Steve Yzerman	4
1 Terry Richardson	11	15 Ed Hill	181	2 Lane Lambert	25
3 Nelson Pyatt	39	16 Val James	184	3 Bob Probert	46
3 Robbie Neale	43	17 Grant Morin	185	4 Dave Korol	70
4 Mike Korney	59	1978		5 Petr Klima	88
5 Blair Stewart	75	1 Willie Huber	9	6 Chris Pusey	109
6 Glen Cikello	91	1 Brent Peterson	12	7 Bob Pierson	130
		2 Glenn Hicks	28		

DETROIT RED WINGS ENTRY DRAFT SELECTIONS

8 Craig Butz	151	4 Sheldon Kennedy	80	5 Norm Maracle	126
9 Dave Sikorski	172	7 Kelly Hurd	143	6 Tim Spitzig	152
10 Stu Grimson	193	8 Brian McCormack	164	7 Yuri Yeresko	178
11 Jeff Frank	214	9 Jody Praznik	185	8 Viteslav Skuta	204
12 Chuck Chiatto	235	10 Glenn Goodall	206	9 Ryan Shanahan	230
1984		11 Darren Colbourne	227	10 Jim Kosecki	256
1 Shawn Burr	7	12 Don Stone	248	11 Gord Hunt	282
2 Doug Houda	28	1989		1994	
3 Milan Chalupa	49	1 Mike Sillinger	11	1 Yan Golubovskiy	23
5 Mats Lundstrom	91	2 Bob Boughner	32	2 Mathieu Dandenault	49
6 Randy Hansch	112	3 Nicklas Lidstrom	53	3 Sean Gilliam	75
7 Stefan Larsson	133	4 Sergei Fedorov	74	5 Frederic Deschenes	114
8 Lars Karlsson	152	5 Shawn McCosh	95	5 Doug Battaglia	127
8 Urban Nordin	154	6 Dallas Drake	116	6 Pavel Agarkov	153
9 Bill Shibicky	175	7 Scott Zygulski	137	8 Jason Elliot	205
10 Jay Rose	195	8 Andy Suhy	158	9 Jeff Mikesch	231
11 Tim Kaiser	216	9 Bob Jones	179	10 Tomas Holmstrom	257
12 Tom Nickolau	236	10 Greg Bignell	200	11 Toivo Suursoo	283
1985		10 Rick Judson	201	1995	
1 Brent Fedyk	8	11 Vladimir Konstantinov	224	1 Maxim Kuznetsov	26
2 Jeff Sharples	29	12 Joseph Frederick	242	2 Philippe Audet	52
3 Steve Chiasson	50	12 Jason Glickman	246	3 Darryl Laplante	58
4 Mark Gowan	71	1990		4 Anatoly Ustugov	104
5 Chris Luongo	92	1 Keith Primeau	3	5 Chad Wilchynski	125
6 Randy McKay	113	3 Vyacheslav Kozlov	45	5 David Arsenault	126
7 Thomas Bjühr	134	4 Stewart Maltunas	66	6 Tyler Perry	156
8 Mike Luckraft	155	5 Tony Burns	87	7 Per Eklund	182
9 Rob Schenna	176	6 Claude Barthe	108	8 Andrei Samokvalov	208
10 Eerik Hamalainen	197	7 Jason York	129	9 David Engblom	234
11 Bo Svanberg	218	8 Wes McCauley	150	1996	
12 Mikael Lindman	239	9 Anthony Gruba	171	1 Jesse Wallin	26
1986		10 Travis Tucker	192	2 Aren Miller	52
1 Joe Murphy	1	11 Brett Larson	213	4 Johan Forsander	108
2 Adam Graves	22	12 John Hendry	234	5 Michal Podolka	135
3 Derek Mayer	43	1991		6 Magnus Nilsson	144
4 Tim Cheveldae	64	1 Martin Lapointe	10	6 Alexandre Jacques	162
5 Johan Garpenlov	85	2 Jamie Pushor	32	7 Colin Beardsmore	189
6 Jay Stark	106	3 Chris Osgood	54	8 Craig Stahl	215
7 Per Djoos	127	4 Michael Knuble	76	9 Eugeniy Afanasiev	241
8 Dean Morton	148	5 Dimitri Motkov	98	1997	
9 Marc Potvin	169	7 Igor Malykhin	142	2 Yuri Butsayev	49
10 Scott King	190	9 Jim Birmingham	186	3 Petr Sykora	76
11 Tom Bissett	211	10 Jason Firth	208	4 Quintin Lang	102
12 Peter Ekroth	232	11 Bart Turner	230	5 John Wikstrom	129
1987		12 Andrew Miller	252	6 B.J. Young	157
1 Yves Racine	11	1992		7 Mike Lacey	186
2 Gord Kruppke	32	1 Curtis Bowen	22	8 Steve Wilejto	213
2 Bob Wilkie	41	2 Darren McCarty	46	9 Greg Willers	239
3 Dennis Holland	52	3 Sylvain Cloutier	70	1998	
4 Mark Reimer	74	5 Mike Sullivan	118	1 Jiri Fischer	25
5 Radomir Brazda	95	6 Jason MacDonald	142	2 Ryan Barnes	55
6 Sean Clifford	116	7 Greg Scott	166	2 Tomek Valtonen	56
7 Mike Goyer	137	8 Justin Krall	183	3 Jake McCracken	84
8 Kevin Scott	158	8 C.J. Denomme	189	4 Brent Hobday	111
9 Mikko Haapakoski	179	9 Jeff Walker	214	5 Calle Steen	142
10 Darin Bannister	200	10 Dan McGillis	238	6 Adam Deleew	151
11 Craig Quinlan	221	11 Ryan Bach	262	6 Pavel Datsyuk	171
12 Tomas Jansson	242	1993		7 Jeremy Goetzinger	198
1988		1 Anders Eriksson	22	8 David Petrasek	226
1 Kory Kocur	17	2 Jon Coleman	48	9 Petja Pietilainen	256
2 Serge Anglehart	38	3 Kevin Hilton	74	1999	
3 Guy Dupuis	47	4 John Jakopin	97	4 Jari Tolsa	120
3 Petr Hrbek	59	4 Benoit Larose	100	5 Andrei Maximenko	149

DETROIT RED WINGS ENTRY DRAFT SELECTIONS

ENTRY DRAFT SELECTIONS (Continued)

6 Kent McDonell	181	5 Darren Helm	132	6 James de Haas	170
7 Henrik Zetterberg	210	5 Johan Ryno	137	7 Rasmus Bodin	200
8 Anton Borodkin	238	5 Jeff May	151		
9 Ken Davis	266	6 Juho Mielonen	175	2013	
2000		7 Bretton Stamler	214	1 Anthony Mantha	20
1 Niklas Kronwall	29	2006		2 Zach Nastasiuk	48
2 Tomas Kopecky	38	2 Cory Emmerton	41	2 Tyler Bertuzzi	58
4 Stefan Liv	102	2 Shawn Matthias	47	3 Mattias Janmark	79
4 Dmitri Semyenov	127	2 Dick Axelsson	62	4 David Pope	109
4 Alexander Seluyanov	128	3 Daniel Larsson	92	5 Mitch Wheaton	139
4 Aaron Van Leusen	130	6 Jan Mursak	182	6 Marc McNulty	169
6 Per Backer	187	7 Nick Oslund	191	7 Hampus Melen	199
6 Paul Ballantyne	196	7 Logan Pyett	212	2014	
7 Jimmie Svensson	228	2007		1 Dylan Larkin	15
8 Todd Jackson	251	1 Brendan Smith	27	3 Dominic Turgeon	63
8 Evgeni Bumagin	260	3 Joakim Andersson	88	4 Christoffer Ehn	106
2001		5 Randy Cameron	148	5 Chase Perry	136
2 Igor Grigorenko	62	6 Zack Torquato	178	6 Julius Vahatalo	166
4 Drew MacIntyre	121	7 Bryan Rufenach	208	7 Axel Holmstrom	196
4 Miroslav Blatak	129	2008		7 Alexander Kadeykin	201
5 Andreas Jamtin	157	1 Thomas McCollum	30	2015	
6 Nick Pannoni	195	3 Max Nicastro	91	1 Evgeny Svechnikov	19
8 Dmitri Bykov	258	4 Gustav Nyquist	121	3 Vili Saarijarvi	73
9 Francois Senez	288	5 Julien Cayer	151	4 Joren van Pottelberghe	110
2002		6 Stephen Johnston	181	5 Chase Pearson	140
2 Jiri Hudler	58	7 Jesper Samuelsson	211	6 Patrick Holway	170
2 Tomas Fleischmann	63	2009		7 Adam Marsh	200
3 Valtteri Filppula	95	2 Landon Ferraro	32	2016	
4 Johan Berggren	131	2 Tomas Tatar	60	1 Dennis Cholowski	20
5 Logan Koopmans	166	3 Andrej Nestrasil	75	2 Givani Smith	46
6 James Cuddihy	197	3 Gleason Fournier	90	2 Filip Hronek	53
7 Derek Meech	229	5 Nick Jensen	150	4 Alfons Malmstrom	107
8 Pierre-Olivier Beaulieu	260	6 Mitchell Callahan	180	5 Jordan Sambrook	137
9 Christian Soderstrom	262	7 Adam Almqvist	210	6 Filip Larsson	167
9 Jonathan Ericsson	291	2010		7 Mattias Elfstrom	197
2003		1 Riley Sheahan	21	2017	
2 James Howard	64	2 Calle Jarnkrok	51	1 Michael Rasmussen	9
4 Kyle Quincey	132	3 Louis-Marc Aubry	81	2 Gustav Lindstrom	38
5 Ryan Oulahan	164	4 Teemu Pulkkinen	111	3 Kasper Kotkansalo	71
6 Andreas Sundin	170	5 Petr Mrazek	141	3 Lane Zablocki	79
6 Stefan Blom	194	6 Brooks Macek	171	3 Zach Gallant	83
7 Tomas Kollar	226	7 Ben Marshall	201	3 Keith Petruzzelli	88
8 Vladimir Kutny	258	2011		4 Malte Setkov	100
9 Mikael Johansson	289	2 Tomas Jurco	35	5 Cole Fraser	131
2004		2 Xavier Ouellet	48	6 Jack Adams	162
3 Johan Franzen	97	2 Ryan Sproul	55	6 Reilly Webb	164
4 Evan McGrath	128	3 Alan Quine	85	7 Brady Gilmour	193
5 Siarhei Kolasau	151	4 Marek Tvrdon	115	2018	
5 Tyler Haskins	162	5 Phillipe Hudon	145	1 Filip Zadina	6
6 Anton Axelsson	192	5 Mattias Backman	146	1 Joe Veleno	30
7 Steven Covington	226	6 Richard Nedomiel	175	2 Jonathan Berggren	33
8 Gennady Stolyarov	257	7 Alexey Marchenko	205	2 Jared McIsaac	36
9 Nils Backstrom	290	2012		3 Alec Regula	67
2005		2 Martin Frk	49	3 Seth Barton	81
1 Jakub Kindl	19	3 Jake Paterson	80	3 Jesper Eliasson	84
2 Justin Abdelkader	42	4 Andreas Athanasiou	110	4 Ryan O'Reilly	98
3 Christofer Lofberg	80	5 Mike McKee	140	6 Victor Brattstrom	160
4 Mattias Ritola	103			7 Otto Kivenmaki	191

DETROIT RED WINGS ENTRY DRAFT SELECTIONS

ENTRY DRAFT SELECTIONS (Continued)

2019

1 Moritz Seider	6
2 Antti Tuomisto	35
2 Robert Mastro Simone	54
2 Albert Johansson	60
3 Albin Grewe	66
4 Ethan Phillips	97
5 Cooper Moore	128
6 Elmer Soderblom	159
6 Gustav Berglund	177
7 Kirill Tyutyayev	190
7 Carter Gylander	191

2016 FIRST ROUND PICK:

**DENNIS
CHOLOWSKI**



SUPPLEMENTAL DRAFT

1987 — Mike LaMoine
1988 — Gary Shuchuk
1989 — Brad Kreick
1990 — Mike Casselman; Don Oliver
1991 — Kelly Sorensen



2017 FIRST ROUND PICK:

**MICHAEL
RASMUSSEN**



2018 FIRST ROUND PICK:

**FILIP
ZADINA**

DETROIT RED WINGS ENTRY DRAFT SELECTIONS



RED WINGS ALL-TIME PLAYER TRANSACTIONS

1926-27 SEASON TO PRESENT

ACQUIRED:

- 1927 DUKE KEATS and ARCHIE BRIDEN from Boston for Frank Frederickson and Harry Meeking.
- 1927 RUSS OATMAN sold to Montréal Maroons for \$9,500
- 1927 PETE BELLEFEUILLE from Toronto for Slim Halderson
- 1927 GEORGE HAY and PERCY TRAUB from Chicago for \$15,000
- 1927 BILL BRYDGE from Toronto for Art Duncan
- 1927 CARSON COOPER from Boston for Fred Gordon
- 1927 REG NOBLE from Montréal Maroons for \$7,500
- 1927 STAN BROWN from New York Rangers for Archie Briden
- 1927 LARRY AURIE from London (Canadian Pro League) for cash
- 1927 GORD FRASER from Chicago for Duke Keats
- 1928 JIM HERBERTS from Toronto for Jack Arbour and \$12,500
- 1928 BOB CONNORS and rights to EBBIE GOODFELLOW from New York Americans for John Sheppard
- 1928 HERB LEWIS from Duluth (U.S. Hockey League) for \$5,000
- 1928 CLARENCE "DOLLY" DOLSON from London (Canadian Pro League) for cash
- 1929 HAROLD HICKS from Montréal Maroons for cash
- 1929 BILL BEVERIDGE from Ottawa on loan

1930s

- 1930 JOHN SORRELL from London (International League) for cash
- 1931 LEROY GOLDSWORTHY from London (International League) for Harold Hicks
- 1931 ALEX CONNELL, HEC KILREA, ALEX SMITH, DANNY COX and ART GAGNE on loan from Ottawa, which folded after 1931-32 season
- 1931 DOUG YOUNG from Cleveland (International League) in inter-league draft
- 1931 FRANK CARSON and HAP EMMS from New York Americans for Bert McIneney and Tom Filmore
- 1932 JOHN ROSS ROACH from New York Rangers for \$11,000
- 1932 CARL VOSS from New York Rangers for \$5,500
- 1933 GORD PETTINGER from New York Rangers for cash
- 1933 FRED ROBERTSON from Toronto for \$6,500
- 1933 COONEY WEILAND from Ottawa for Carl Voss
- 1934 TED GRAHAM from Montréal Maroons for Stu Evans
- 1934 WILF CUDE from Montréal Canadiens on loan for season
- 1934 LLOYD GROSS from Boston for \$2,500
- 1934 TOM ANDERSON and YANK BOYD from Philadelphia (Canadian-American League) for cash
- 1934 WALLY KILREA from Montréal Maroons for Gus Marker
- 1934 GEORGE PATTERSON from Boston for Gene Carrigan
- 1934 NORMIE SMITH from St. Louis Eagles for Burr Williams
- 1935 BUCKO McDONALD, DESSE ROCHE and EARL ROCHE from Buffalo (International League) for George Patterson and Lloyd Gross
- 1935 SYD HOWE and SCOTTY BOWMAN from St. Louis Eagles for Ted Graham and \$50,000
- 1935 MARTY BARRY and ART GIROUX from Boston for Cooney Weiland and Walt Buswell
- 1935 HEC KILREA from Toronto for \$7,500
- 1935 PETE KELLY from St. Louis Eagles in dispersal draft
- 1937 KEN DORATY from Cleveland (International League) for cash
- 1937 RED BEATTIE from Boston for Gord Pettinger
- 1937 ALEX MOTTER from Boston for Clarence Drouillard
- 1938 EDDIE WARES from New York Rangers for John Sherf and \$12,500
- 1938 JOE LAMB from New York Americans for Red Beattie
- 1938 CHARLIE CONACHER from Toronto for \$16,000
- 1938 CHARLIE MASON from New York Rangers for cash
- 1938 CECIL THOMPSON from Boston for Jim Franks and \$15,000
- 1938 BILL THOMSON and \$10,000 from Toronto for Bucko McDonald
- 1939 PHIL BESLER from Chicago for Charlie Mason
- 1939 CECIL DILLON from New York Rangers for cash

RED WINGS ALL-TIME PLAYER TRANSACTIONS

1940s

- 1940 HAROLD JACKSON from Providence (American League) for Cecil Dillon and Eddie Bush
- 1941 DUTCH HILLER from New York Rangers for \$5,000
- 1942 PAT McREAVY from Boston for Dutch Hiller
- 1942 EDDIE BUSH from Providence (American League) for Bob Whitelaw and Buck Jones
- 1942 PAT EGAN, MURRAY ARMSTRONG and HARRY WATSON from New York Americans for \$35,000 after that club folded
- 1944 BILL HOLLETT from Boston for Pat Egan
- 1945 EARL SIEBERT from Chicago for Don Grosso, Byron McDonald and Cully Simon
- 1945 FERN GAUTHIER and ROLLIE ROSSINGNOL from Montréal Canadiens for Billy Reay
- 1946 BILLY TAYLOR from Toronto for Harry Watson.
- 1946 DOUG BALDWIN and RAY POWELL from Toronto for Gerry Brown
- 1946 ROY CONACHER from Boston for Joe Carvath
- 1946 PETE HORECK and LEO REISE from Chicago for Adam Brown and Ray Powell
- 1947 JIM McFADDEN from Buffalo (American League) for Les Douglas and Hal Jackson
- 1947 BEP GUIDOLIN from Boston for Billy Taylor
- 1948 GEORGE GEE and BUD POILE from Chicago for Jim Conacher, Bep Guidolin and Doug McCaig
- 1949 STEVE BLACK from St. Louis (American League) for cash
- 1949 PETE BABANDO, PETE DURHAM, CLARE MARTIN and JIM PETERS from Boston for Pete Horeck and Bill Quackenbush
- 1949 JOE CARVETH from Montréal for Calum Mackay and cash

1950s

- 1950 BOB GOLDHAM, JIM HENRY, METRO PRYSTAI and GAYE STEWART from Chicago for Pete Babando, Al Dewsbury, Harry Lumley, Don Morrison and Jack Stewart
- 1950 BERT OLMSTEAD and VIC STASIUK from Chicago for Lee Fogolin and Steve Black
- 1950 LEO GRAVELLE and cash from Montréal for Bert Olmstead
- 1951 TONY LESWICK from New York for Gaye Stewart
- 1951 \$75,000 from Chicago for George Gee, Clare Martin, Jim McFadden, Max McNab, Jim Peters and Clare Raglan
- 1952 RED SINCLAIR from New York for Leo Reise
- 1954 LORNE DAVIS and cash from Chicago for Metro Prystai
- 1955 DAVE CREIGHTON, BUCKY HOLLINGWORTH and JERRY TOPPAZZINI from Chicago for Tony Leswick, Glen Skov, Johnny Wilson and Benny Voit
- 1955 BILLY DEA and DOLPH KUKOLOWICZ from New York for Dave Creighton and Bronco Horvath
- 1955 GILLES BOISVERT, REAL CHEVREFILS, NORM CORCORAN, WARREN GODFREY and ED SANFORD from Boston for Marcel Bonin, Lorne Davis, Terry Sawchuk and Vic Stasiuk
- 1955 MURRAY COSTELLO and LORNE FERGUSON from Boston for Real Chevrefils and Jerry Toppazzini
- 1955 METRO PRYSTAI from Chicago for Ed Sanford
- 1957 TERRY SAWCHUK from Boston for John Bucyk and cash
- 1957 HANK BASSEN, FORBES KENNEDY, BILL PRESTON and JOHNNY WILSON from Chicago for Glenn Hall and Ted Lindsay
- 1957 BOB BAILEY, HEC LALANDE, JACK MCINTYRE and NICK MICKOSKI from Chicago for Billy Dea, Bill Dineen, Lorne Ferguson and Dutch Reibel
- 1959 BARRY CULLEN from Toronto for Johnny Wilson
- 1959 JIM MORRISON from Boston for Nick Mickoski

1960s

- 1960 MARC REAUME from Toronto for Red Kelly
- 1960 HOWIE GLOVER from Chicago for Jim Morrison
- 1960 ALLAN JOHNSON from Montréal for cash
- 1960 PETE CONACHER from Buffalo (American League) for Barry Cullen
- 1961 HOWIE YOUNG from Hershey (American League) for Marc Reaume
- 1961 LEO LABINE and VIC STASIUK from Boston for Gary Aldcorn, Tom McCarthy and Murray Oliver
- 1961 BILL GADSBY from New York for Les Hunt and cash
- 1961 ED LITZENBERGER from Chicago for Gerry Melnyk and Brian Smith

RED WINGS ALL-TIME PLAYER TRANSACTIONS

1961	NOEL PRICE from New York for Pete Goegan and cash
1962	DOUG BARKLEY from Chicago for Len Lunde and John McKenzie
1962	PETE GOEGAN from New York for Noel Price
1962	ANDRE PRONOVOST from Boston for Forbes Kennedy
1963	ROGER CROZIER and RON INGRAM from Chicago for Howie Young
1963	WARREN GODFREY from Boston for Gerry Odrowski
1964	AL LANGLOIS from New York for Ron Ingram
1964	AUTRY ERICKSON and RON MURPHY from Chicago for Ian Cushenan, John Miszuk and Art Stratton
1965	ANDY BATHGATE, BILLY HARRIS and GARRY JARRETT from Toronto for Autry Erickson, Larry Jeffrey, Eddie Joyal, Lowell MacDonald and Marcel Pronovost
1965	BOB McCORD, AB McDONALD and KEN STEPHANSON from Boston for Bob Dillabough, Ron Harris, Al Langlois and Parker MacDonald
1965	PARKER MacDONALD from Boston for Pit Martin
1966	LEO BOIVIN and DEAN PRENTICE from Boston for Gary Doak, Ron Murphy, Bill Lesuk and Rick Smith
1966	HOWIE YOUNG from Chicago for Murray Hall, Al LeBrun and Rick Morris
1967	JOHN BRENNEMAN from St.Louis for Craig Cameron, Don Giesebrecht and Larry Hornung
1967	JEAN GUY TALBOT and DAVE RICHARDSON from Minnesota for Duke Harris and Bob McCord
1968	KENT DOUGLAS from Oakland for John Brennenman, Ted Hampson and Bert Marshall
1968	CARL BREWER, PETE STEMKOWSKI, FRANK MAHOVLICH and GARRY UNGER from Toronto for Floyd Smith, Norm Ullman and Paul Henderson
1968	BOB BAUN and RON HARRIS from Oakland for Gary Jarrett, Doug Roberts, Chris Worthy and Howie Young
1968	TERRY SAWCHUK from Los Angeles for Jimmy Peters Jr.
1968	POUL POPIEL from Los Angeles for Ron Anderson
1969	WAYNE CONNELLY from Minnesota for Danny Lawson
1969	GARRY MONAHAN and DOUG PIPER from Montréal for Bart Crashley and Pete Mahovlich
1969	LARRY JEFFREY from New York for Terry Sawchuk and Sandy Snow
1969	BILLY DEA from Pittsburgh for Mike McMahon

1970s

1970	DALE ROLFE, GARY CROTEAU and LARRY JOHNSTON from Los Angeles for Garry Monahan, Matt Ravlich and Brian Gibbons
1970	TOM WEBSTER from Buffalo for Roger Crozier
1970	LARRY BROWN and DON LUCE from New York for Pete Stemkowski and Steve Andrascik
1970	\$30,000 waiver price from Buffalo for Bob Baun
1971	BILL COLLINS, GUY CHARRON and MICKEY REDMOND from Montréal for Frank Mahovlich
1971	ARNIE BROWN, MIKE ROBITAILLE and TOM MILLER from New York for Larry Brown and Bruce MacGregor
1971	RED BERENSON and TIM ECCLESTONE from St. Louis for Garry Unger and Wayne Connelly
1971	JOE DALEY from Buffalo for Mike Robitaille and Don Luce
1971	LEON ROCHEFORT from Montréal for Kerry Ketter
1971	AB McDONALD, BOB WALL and MIKE LOWE from St. Louis for Carl Brewer
1971	RON STACKHOUSE from California for Tom Webster
1971	ART STRATTON from Seattle (Western League) for cash
1971	BILL SUTHERLAND from St. Louis for cash
1971	BOB COOK from Vancouver for cash
1971	JIM KRULICKI from NY Rangers for Dale Rolfe
1972	RALPH STEWART from Vancouver for Jim Niekamp
1972	RICK NEWELL and GARY DOAK from New York Rangers for first-round pick in 1972 Entry Draft (Al Blanchard)
1972	DENIS DeJORDY and DONN McLAUGHLIN from New York Islanders for Arnie Brown and Gerry Gray
1973	ROY EDWARDS from Pittsburgh for second-round pick in 1973 Entry Draft (Colin Campbell) and 1974 Entry Draft (Jacques Cossette)
1973	BILL HOGABOAM from Atlanta for Leon Rochefort
1973	BRIAN LAVENDER and KEN MURRAY from New York Islanders for Ralph Stewart and Bob Cook
1973	Third-round pick in 1973 Entry Draft (Nelson Pyatt) and cash from Pittsburgh for Andy Brown
1973	ACE BAILEY and MURRAY WING from Boston for Gary Daak
1973	RICK FOLEY from Philadelphia for Serge Lajeunesse

RED WINGS ALL-TIME PLAYER TRANSACTIONS

1973	BRENT HUGHES from St. Louis for cash
1973	TED HARRIS from Minnesota for Gary Bergman
1973	DOUG ROBERTS from Boston for cash
1973	PIERRE JARRY from Toronto for Tim Ecclestone
1973	MIKE JAKUBO from St. Louis for Dan McPherson
1974	JIM RUTHERFORD and JACK LYNCH from Pittsburgh for Ron Stackhouse
1974	BRYAN WATSON, CHRIS EVANS and JEAN HAMEL from St. Louis for Billy Collins, Ace Bailey and Ted Harris
1974	CLAUDE HOUE from NY Rangers for Brian Lavender
1974	HENRY NOWAK and third-round pick in 1974 Entry Draft (Dan Mandryk) from Pittsburgh for Nelson DeBenedet
1974	DANNY GRANT from Minnesota for Henry Boucha
1974	BRIAN MURPHY from Baltimore (American League) for cash
1974	TED SNELL, BART CRASHLEY and LARRY GIROUX from Kansas City for Guy Charron and Claude Houde
1974	PHIL ROBERTO and third-round pick in 1975 Entry Draft (Blair Davidson) from St. Louis for Red Berenson
1975	DAVE KRYSKOW from Washington for Jack Lynch
1975	WALT McKECHNIE from Boston for Earl Anderson, Hank Nowak and third-round pick in 1975 Entry Draft (Clark Hamilton)
1975	MIKE BLOOM from Washington for Blair Stewart
1975	Third-round pick in 1975 Entry Draft (Al Cameron) from Washington for Nelson Pyatt
1975	DAN MALONEY, TERRY HARPER and second-round pick in 1976 Entry Draft (later traded to Minnesota) from Los Angeles for Marcel Dionne and Bart Crashley
1975	BRYAN HEXTALL from Atlanta for Dave Kryskow
1975	PETER McDUFFE and GLEN BURDON from Kansas City for Gary Bergman and Bill McKenzie
1975	ED GIACOMIN from NY Rangers on waivers
1975	J.P. LeBLANC from Denver (WHA) for cash and second-round pick in 1977 Entry Draft (to Chicago for his rights)
1975	RICK CHINNICK from Minnesota for Bryan Hextall
1975	DON MARTINEAU from Minnesota for Pierre Jarry
1976	BUSTER HARVEY from Kansas City for Phil Roberto
1976	DENNIS HEXTALL from Minnesota for Bill Hogaboam and second-round pick in 1976 Entry Draft (Jean Savard)
1976	RICK WILSON from St. Louis for Doug Grant
1976	GREG JOLY from Washington for Bryan Watson
1977	TERRY MURRAY, STEVE COATES, BOB RITCHIE and DAVE KELLY from Philadelphia for Mike Korney and Rick Lapointe
1977	RICK BOWNESS from Atlanta for cash
1977	RON LOW from Washington for Walt McKechnie and future considerations
1977	ANDRE ST. LAURENT from NY Islanders for Michel Bergeron
1977	TIM SHEEHY and VACLAV NEDOMANKSY from Birmingham (WHA) for Dave Hanson, Steve Durbano and future considerations
1977	DENNIS HULL from Chicago for future considerations
1978	Third-round pick in 1978 Entry Draft (Doug Derkson) and future considerations from Los Angeles for Danny Grant
1978	ERROL THOMPSON, first-round picks in 1978 (Brent Peterson) and 1980 Entry Draft (Mike Blaisdell) and second-round pick in 1978 Entry Draft (Al Jensen) from Toronto for Dan Maloney and second-round pick in 1980 Entry Draft (Craig Muni)
1978	ROGIE VACHON from Los Angeles as free agent (Dale McCourt to Los Angeles as equalization)
1979	DALE MCCOURT from Los Angeles for Andre St. Laurent and first-round picks in 1980 (Larry Murphy) and 1981 Entry Draft (Doug Smith)
1979	GREG CARROLL from Washington on waivers
1979	BILL HOGABOAM from Minnesota on waivers
1979	BARRY LONG from Washington reclaimed prior to 1979 expansion draft
1979	PETE MAHOVLICH from Pittsburgh for Nick Libett
1979	DENNIS SOBCHUK from Philadelphia for fourth-round pick in 1981 Entry Draft (Dave Michayluk)

RED WINGS ALL-TIME PLAYER TRANSACTIONS

1980s

- 1980 GILLES GILBERT from Boston for Rogie Vachon
- 1980 Cash from Winnipeg for Barry Long
- 1980 RICK SMITH from Boston on waivers
- 1980 MARK KIRTON from Toronto for Jim Rutherford
- 1981 GARY McADAM from Pittsburgh for Errol Thompson
- 1981 EARL INGARFIELD from Calgary for Dan Labraaten
- 1981 BRAD SMITH from Calgary for Rick Vasko
- 1981 MARK LOFTHOUSE from Washington for Al Jensen
- 1981 WALT McKECHNIE from Colorado as a free agent
- 1981 DON MURDOCH, GREG SMITH and first-round pick in 1982 Entry Draft (Murray Craven) from Minnesota for first-round pick in 1982 Entry Draft (Brian Bellows)
- 1981 ERIC VAIL from Calgary for Gary McAdam and fourth-round picks in 1982 (Dave Meszaros) and 1983 Entry Draft (John Bekkers)
- 1981 DEREK SMITH, DANNY GARE and JIM SCHOENFELD from Buffalo for Dale McCourt, Mike Foligno and Brent Peterson
- 1981 BOB SAUVE from Buffalo for future considerations
- 1982 CRAIG COXE, fourth-round pick in 1982 Entry Draft (Craig Coxie) and fifth-round pick in 1983 Entry Draft (Joe Kocur) from Toronto for Jim Korn
- 1982 REGGIE LEACH from Philadelphia as free agent
- 1982 COLIN CAMPBELL from Vancouver as free agent
- 1982 TOM ROWE from Vancouver as free agent
- 1982 STAN WEIR from Edmonton for cash
- 1982 DWIGHT FOSTER from New Jersey for cash
- 1982 BOBBY FRANCIS from Calgary for Yves Courteau
- 1983 IVAN BOLDIREV from Vancouver for Mark Kirton
- 1983 KEN SOLHEIM from Minnesota for player to be named later
- 1983 ED JOHNSTONE, ED MIO and RON DUGUAY from NY Rangers for Mark Osborne, Mike Blaisdell and Willie Huber
- 1983 BARRY MELROSE from Toronto as free agent
- 1983 BOB MANNO from Toronto as free agent
- 1983 BRAD PARK from Boston as free agent
- 1983 ANDRE ST.LAURENT from Pittsburgh for future considerations
- 1983 BLAKE DUNLOP from St. Louis as free agent
- 1984 RICK MacLEISH from Philadelphia for future considerations
- 1984 PIERRE AUBRY from Québec for cash
- 1984 ROB McCLANAHAN from NY Rangers for future considerations
- 1984 DAVE "TIGER" WILLIAMS from Vancouver for Rob McClanahan
- 1984 FRANTISEK CERNIK from Québec as free agent
- 1984 DARRYL SITTLER from Philadelphia for Murray Craven and Joe Paterson
- 1984 TODD BIDNER from Edmonton for Rejean Cloutier
- 1984 DAVE SILK from Boston on waivers
- 1985 WARREN YOUNG from Pittsburgh as free agent
- 1985 MIKE McEWEN from Washington as free agent
- 1985 HAROLD SNEPSTS from Minnesota as free agent
- 1985 STEVE RICHMOND from NY Rangers for Mike McEwen
- 1985 BILLY CARROLL from Edmonton for Bruce Eakin
- 1986 DARREN VEITCH from Washington for Greg Smith and John Barrett
- 1986 MIKE O'CONNELL from Boston for Reed Larson
- 1986 DOUG SHEDDEN from Pittsburgh for Ron Duguay
- 1986 DAVE DONNELLY from Boston for Dwight Foster
- 1986 TIM HIGGINS from New Jersey for Claude Loiselle
- 1986 DAVE LEWIS from New Jersey as free agent
- 1986 GLEN HANLON and third-round picks in 1987 (Dennis Holland) and 1988 Entry Draft (Guy Dupuis) from NY Rangers for Kelly Kisio, Lane Lambert, Jim Leavins and fifth-round pick in 1988 Entry Draft (Benoit Lebeau)
- 1986 LEE NORWOOD from St. Louis for Larry Trader

RED WINGS ALL-TIME PLAYER TRANSACTIONS

1986	SAM ST. LAURENT from New Jersey for Steve Richmond
1986	DOUG HALWARD from Vancouver for future considerations
1987	DAVE BARR from Hartford for Randy Ladouceur
1987	BRENT ASHTON, GILBERT DELORME and MARK KUMPEL from Québec for John Ogradnick, Basil McRae and Doug Shedden
1987	MEL BRIDGMAN from New Jersey for Chris Cichocki and third-round pick in 1987 Entry Draft (later traded to Buffalo)
1987	Second-round pick in 1987 Entry Draft (Bob Wilkie) from Philadelphia for Mark Laforest
1987	JOHN CHABOT from Pittsburgh as free agent
1987	DARREN ELIOT from Los Angeles as free agent
1988	JIM NILL from Winnipeg for Mark Kumpel
1988	JIM PAVESE from NY Rangers for fourth-round pick in 1990 Entry Draft (later reacquired by Detroit)
1988	PAUL MacLEAN from Winnipeg for Brent Aston
1988	MIROSLAV FRYCER from Toronto for Darren Veitch
1988	JOHN BLUM from Boston as free agent
1988	BRUCE BELL from Québec claimed on waivers
1989	Tenth-round pick in the 1989 Entry Draft (Rick Judson) from Edmonton for Miroslav Frycer
1989	Twelfth-round pick in the 1989 Entry Draft (Jason Glickman) from Edmonton for Doug Halward
1989	TORRIE ROBERTSON from Hartford for Jim Pavese
1989	MARK HABSCHIED from Minnesota as free agent
1989	BORJE SALMING from Toronto as free agent
1989	BERNIE FEDERKO and TONY McKEGNEY from St. Louis for Adam Oates and Paul MacLean
1989	CHRIS KOTSOPoulos from Toronto as free agent
1989	JIMMY CARSON, KEVIN McCLELLAN and fifth-round pick in 1991 Entry Draft (later traded to Montreal) from Edmonton for Petr Klima, Joe Murphy, Adam Graves and Jeff Sharples
1989	ROBERT PICARD and GREG ADAMS from Québec for Tony McKegney

1990s

1990	RICK GREEN from Montréal for fifth-round pick in the 1991 Entry Draft (Brad Layzell)
1990	BRAD MCCRIMMON from Calgary for second-round pick in the 1990 Entry Draft (later traded to New Jersey)
1990	PAUL YSEBAERT from New Jersey for Lee Norwood
1991	BRAD MARSH from Toronto for eighth-round pick in the 1991 Entry Draft (Rob McIntyre)
1991	DOUG CROSSMAN from Hartford for Doug Houda
1991	ALLAN BESTER from Toronto for sixth-round pick in 1991 Entry Draft (Alexander Kuzminski)
1991	DENNIS VIAL, JIM CUMMINS and KEVIN MILLER from NY Rangers for Joe Kocur and Per Djoos
1991	ALAN KERR from NY Islanders for Rick Green
1991	Lost Bengt-Ake Gustafsson to San Jose in NHL Expansion Draft
1991	BRIAN MacLELLAN from Calgary for Marc Habscheid
1991	RAY SHEPPARD signed as free agent from NY Rangers
1991	TROY CROWDER signed as free agent from New Jersey (Dave Barr and Randy McKay as compensation)
1991	VINCENT RIENDEAU from St. Louis for Rick Zombo
1992	GREG MILLEN from NY Rangers for future consideration
1992	CHRIS TANCILL from Hartford for Daniel Shank
1992	BOB MCGILL from San Jose for Johan Garpenlov
1992	DINO CICCARELLI from Washington for Kevin Miller
1992	Future considerations from Québec for Dennis Vial and Doug Crossman
1992	MARK HOWE signed as free agent from Philadelphia
1992	DENNIS VIAL from Québec for future consideration
1992	Lost Bob McGill to Tampa Bay in NHL Expansion Draft
1992	Lost Lonnie Loach to Ottawa in NHL Expansion Draft
1992	Fourth-round pick in 1993 Entry Draft (later reacquired by Philadelphia) from Philadelphia for Brent Fedyk
1993	PAUL COFFEY, JIM HILLER and SYLVAIN COUTURIER from Los Angeles for Jimmy Carson, Mark Potvin and Gary Shuchuk
1993	Future considerations from Philadelphia for Bob Wilkie
1993	STEVE KONROYD from Hartford for sixth-round pick in 1993 Entry Draft (later reacquired by Detroit)

RED WINGS ALL-TIME PLAYER TRANSACTIONS

- 1993 Sixth-round selection in 1993 Entry Draft (Tim Spitzig) from Hartford for Brad McCrimmon
- 1993 STEVE MALTAIS from Tampa Bay for Dennis Vial
- 1993 AARON WARD and fourth-round pick in 1993 Entry Draft (John Jakopin) from Winnipeg for Paul Ysebaert
- 1993 GREG JOHNSON and fifth-round pick in 1994 Entry Draft (Frederic Deschenes) from Philadelphia for Jim Cummins and fourth-round pick in 1993 Entry Draft (later traded to Boston)
- 1993 KRIS DRAPER from Winnipeg for future consideration
- 1993 Lost Bobby Dollas to Anaheim in NHL Expansion Draft
- 1993 Lost Pete Stauber to Florida in NHL Expansion Draft
- 1993 MARK PEDERSON signed as free agent from San Jose
- 1993 BOB HALKIDIS signed as free agent from Toronto
- 1993 PETER ING from Edmonton for future consideration
- 1993 TERRY CARKNER from Philadelphia for Yves Racine
- 1993 Future considerations from Boston for Vincent Riendeau
- 1994 BOB ESSENSA and SERGEI BAUTIN from Winnipeg for Tim Cheveldae and Dallas Drake
- 1994 Future consideration from Ottawa for Steve Konroyd
- 1994 Third-round pick in 1995 NHL Entry Draft (Darryl Laplante) from Winnipeg for Sheldon Kennedy
- 1994 MIKE VERNON from Calgary for Steve Chiasson
- 1994 MIKE KRUSHELNYSKI signed as free agent from Toronto
- 1994 MIKE RAMSEY signed as free agent from Pittsburgh
- 1994 BOB ROUSE signed as free agent from Toronto
- 1995 BOB ERREY from San Jose for fifth-round pick in 1995 Entry Draft (Michal Bros)
- 1995 VIACHESLAV FETISOV from New Jersey for third-round pick in 1995 Entry Draft (David Gosselin)
- 1995 STU GRIMSON, MARK FERNER and sixth-round pick in 1996 Entry Draft (Magnus Nilsson) from Anaheim for Mike Sillinger and Jason York
- 1995 MARC BERGEVIN, BEN HANKINSON from Tampa Bay for Shawn Burr and third-round pick in 1996 Entry Draft (later traded to Boston)
- 1995 WES WALZ signed as free agent from Calgary
- 1995 IGOR LARIONOV from San Jose for Ray Sheppard
- 1996 KIRK MALTBY from Edmonton for Dan McGillis
- 1996 Conditional fourth-round pick in 1998 Entry Draft (later traded to Toronto) from Tampa Bay for Dino Ciccarelli
- 1996 BRENDAN SHANAHAN and BRIAN GLYNN from Hartford for Keith Primeau, Paul Coffey and first-round pick in 1997 Entry Draft (Nikos Tselios)
- 1996 Cash from Montreal for Jason MacDonald
- 1996 Future considerations from Hartford for Stu Grimson
- 1996 JOE KOCCUR signed as free agent from San Antonio (IHL)
- 1997 TOMAS SANDSTROM from Pittsburgh for Greg Johnson
- 1997 Future considerations from San Jose for Bob Errey
- 1997 LARRY MURPHY from Toronto for future considerations
- 1997 Second-round picks in 1998 (later traded to St. Louis) and 1999 Entry Draft (later traded to Tampa Bay) from San Jose for Mike Vernon and fifth-round pick in 1999 Entry Draft (later reacquired by Detroit)
- 1997 Lost Tim Taylor to Boston in NHL Waiver Draft
- 1998 DMITRI MIRONOV from Anaheim for Jamie Pushor and fourth-round pick in 1998 Entry Draft (Viktor Wallin)
- 1998 JAMIE MACDON from Toronto for fourth-round pick in 1998 (previously acquired from Tampa Bay)
- 1998 Lost Doug Brown to Nashville in NHL Expansion Draft
- 1998 UWE KRUPP signed as free agent from Nashville
- 1998 DOUG BROWN reacquired from Nashville for Petr Sykora, third-round pick in 1999 Entry Draft (Mike Comrie) and future considerations
- 1998 BARRY POTOMSKI signed as free agent from San Jose
- 1998 SHANE HNIDY signed as free agent from Grand Rapids (IHL)
- 1998 BARRY DREGER signed as free agent from Orlando (IHL)
- 1998 Third-round pick in 2000 Entry Draft (later reacquired by NY Rangers) from NY Rangers for Mike Knuble
- 1998 Lost Brent Gilchrist to Tampa Bay in NHL Waiver Draft
- 1998 BRENT GILCHRIST from Tampa Bay for sixth-round pick in 1998 Entry Draft (later reacquired by Detroit)
- 1998 DOUG HOUDA from Anaheim for future considerations
- 1998 Conditional sixth-round pick in 2000 Entry Draft (Par Backer) from Los Angeles for Ryan Bach

RED WINGS ALL-TIME PLAYER TRANSACTIONS

1998	TODD GILL claimed off waivers from St. Louis
1999	BILL RANFORD from Tampa Bay for future considerations
1999	CHRIS CHELIOS from Chicago for Anders Eriksson and first-round picks in 1999 (Steve McCarthy) and 2001 Entry Draft (Adam Munro)
1999	WENDEL CLARK and sixth-round pick (Kent McDonnell) from Tampa Bay for Kevin Hodson and second-round pick in 1999 Entry Draft (previously acquired from Tampa Bay)
1999	ULF SAMUELSSON and future considerations from NY Rangers for second-round pick in 1999 Entry Draft (David Inman) and third-round pick in 2000 Entry Draft (previously acquired from NY Rangers)
1999	Lost Norm Macarale to Atlanta in NHL Expansion Draft
1999	Future considerations from Atlanta for Ulf Samuelsson
1999	KEN WREGGET signed as free agent from Calgary
1999	MANNY LEGACE signed as free agent from Los Angeles
1999	STEVE DUCHESNE signed as free agent from Philadelphia
1999	SEAN AVERY signed as free agent from Kingston (OHL)
1999	Lost Manny Legace to Vancouver on waivers
1999	MANNY LEGACE claimed off waivers from Vancouver
1999	PAT VERBEEK signed as free agent from Dallas

2000s

2000	TODD GILL from Phoenix for Philippe Audet
2000	Lost Darryl Laplante and Stacy Roest to Minnesota in NHL Expansion Draft
2000	Eighth-round pick in 2000 Entry Draft (Todd Jackson) from Ottawa for Shane Hnidy
2000	STEVE BRULE signed as free agent from New Jersey
2000	Conditional sixth-round pick in 2003 Entry Draft (Andreas Sundin) from Columbus for Kent McDonnell
2000	BOYD DEVERAUX signed as free agent from Edmonton
2000	JASON WILLIAMS signed as free agent from Peterborough (OHL)
2000	IGOR LARIONOV from Florida for Yan Golubovsky
2001	FREDRIK OLAUSSON signed as free agent from Bern (Swiss)
2001	DOMINIK HASEK from Buffalo for Vyacheslav Kozlov and first-round pick in 2002 Entry Draft (later traded to Columbus)
2001	LUC ROBITAILLE signed as free agent from Los Angeles
2001	Second-round pick in 2002 Entry Draft (Jiri Hudler) from Carolina for Aaron Ward
2001	BRETT HULL signed as free agent from Dallas
2001	JOSH DeWOLF signed as free agent from Montreal
2001	Lost Chris Osgood to NY Islanders in NHL Waiver Draft
2001	JOEY MacDONALD signed as free agent from Peterborough (OHL)
2002	Lost Brent Gilchrist to Dallas on waivers
2002	JIRI SLEGR from Atlanta for Yuri Butsayev and third-round pick in 2002 Entry Draft (later traded to Columbus)
2002	MATT ELLIS signed as free agent from St. Michael's (OHL)
2002	CURTIS JOSEPH signed as free agent from Toronto
2002	DEREK KING signed as free agent from Toronto
2002	BRYAN ADAMS signed as free agent from Atlanta
2002	ED CAMPBELL signed as free agent from St. Louis
2002	MARC LAMOTHE signed as free agent from Edmonton
2002	PATRICK BOILEAU signed as free agent from Washington
2002	DANNY GROULX signed as free agent from Victoriaville (QMJHL)
2002	STACY ROEST signed as free agent from Minnesota
2002	Future considerations from Calgary for Ladislav Kohn
2002	NATHAN ROBINSON signed as free agent from Belleville (OHL)
2002	JASON WOOLLEY from Buffalo for future considerations
2003	MATHIEU SCHNEIDER from Los Angeles for Sean Avery, Maxim Kuznetsov, first-round pick in 2003 Entry Draft (Jeff Tambellini) and second-round pick in 2004 Entry Draft (later traded to Boston)
2003	DERIAN HATCHER signed as free agent from Dallas
2003	RAY WHITNEY signed as free agent from Columbus
2003	JAMIE RIVERS signed as free agent from Florida
2003	KEVIN MILLER signed as free agent from Davos (Swiss)
2003	STEVE THOMAS signed as free agent from Anaheim

RED WINGS ALL-TIME PLAYER TRANSACTIONS

2004	ROBERT LANG from Washington for Tomas Fleischmann, first-round pick in 2004 Entry Draft (Mike Green) and fourth-round pick in 2006 Entry Draft (Luke Lynes)
2004	BRETT LEBDA signed as free agent from Notre Dame (CCHA)
2004	BRYAN HELMER signed as free agent from Phoenix
2004	ERIC HIMELFARB signed as free agent from Kingston (OHL)
2004	ERIC MANLOW signed as free agent from NY Islanders
2004	PETE VANDERMEER signed as free agent from Philadelphia
2005	CHRIS OSGOOD signed as free agent from St. Louis
2005	KENT McDONELL signed as free agent from Columbus
2005	ANDY DELMORE signed as free agent from Buffalo
2005	ANDREAS LILJA signed as free agent from Florida
2005	DONALD MacLEAN signed as free agent from Columbus
2005	MICHAEL HACKERT signed as free agent from Frankfurt (DEL)
2005	MIKAEL SAMUELSSON signed as free agent from Florida
2005	Lost Andy Delmore to Columbus on waivers
2005	DAN CLEARY signed as free agent from Phoenix
2006	CORY CROSS from Pittsburgh for 2007 fourth-round pick (Alex Grant)
2006	Seventh-round pick in 2006 Entry Draft (Nick Oslund) from Phoenix for Jamie Rivers
2006	DAN SMITH signed as free agent from Edmonton
2006	MATT HUSSEY signed as free agent from Pittsburgh
2006	KRYS KOLANOS signed as free agent from Pittsburgh
2006	DANNY MARKOV signed as free agent from Nashville
2006	JOSH LANGFELD signed as free agent from Boston
2006	DOMINIK HASEK signed as free agent from Ottawa
2006	BRENDAN BROOKS signed as free agent from St. Louis
2006	BRAD NORTON signed as free agent from Ottawa
2006	GREG JOHNSON signed as free agent from Nashville
2006	Future considerations from Vancouver for Drew MacIntyre
2006	Lost Joey MacDonald to Boston on waivers
2007	KYLE CALDER from Chicago for Jason Williams
2007	TODD BERTUZZI from Florida for Shawn Matthias and conditional second-round pick in 2007 Entry Draft (later traded to Nashville)
2007	BRIAN RAFALSKI signed as free agent from New Jersey
2007	ADAM BERKHOEL signed as free agent from Buffalo
2007	BRAD FERENCE signed as free agent from Calgary
2007	MARK CULLEN signed as free agent from Philadelphia
2007	DALLAS DRAKE signed as free agent from St. Louis
2007	CARL CORAZZINI signed as free agent from Chicago
2007	GARRETT STAFFORD signed as free agent from San Jose
2007	MARK HARTIGAN signed as free agent from Anaheim
2007	RANDALL GELECH signed as free agent from Florida
2007	BRETT ENGELHARDT signed as free agent from Toronto
2007	AARON DOWNEY signed as free agent from Montreal
2008	FRANCIS LEMIEUX from Montreal for Brett Engelhardt
2008	Lost Matt Ellis to Los Angeles on waivers
2008	DARREN McCARTY signed as free agent from Flint (IHL)
2008	BRAD STUART from Los Angeles for second-round pick in 2008 Entry Draft (later traded to Colorado) and fourth-round pick in 2009 (later traded to Atlanta)
2008	JAMIE TARDIF signed as free agent from Grand Rapids (AHL)
2008	VILLE LEINO signed as free agent from Jokerit (Finland)
2008	TY CONKLIN signed as free agent from Pittsburgh
2008	MARIAN HOSSA signed as free agent from Pittsburgh
2008	DARREN HAYDAR signed as free agent from Atlanta
2008	BRENT RAEDEKE signed as free agent from Edmonton (WHL)
2008	BRIAN LASHOFF signed as free agent from Barrie (OHL)
2008	Lost Kyle Quincey to Los Angeles on waivers
2009	SEBASTIEN PICHE signed as free agent from Rimouski (QMJHL)
2009	FRANCIS PARE signed as free agent from Chicoutimi (QMJHL)

RED WINGS ALL-TIME PLAYER TRANSACTIONS

2009	JORDAN PEARCE signed as free agent from Notre Dame (CCHA)
2009	KRIS NEWBURY and JEREMY WILLIAMS signed as free agents from Toronto
2009	TRAVIS EHRHARDT signed as free agent from Portland (WHL)
2009	DOUG JANIK signed as free agent from NY Rangers
2009	ANDY DELMORE signed as free agent from Hamburg (DEL)
2009	PATRICK EAVES signed as free agent from Boston
2009	JASON WILLIAMS signed as free agent from Columbus
2009	TODD BERTUZZI signed as free agent from Calgary
2009	WILLIE COETZEE signed as free agent from Red Deer (WHL)
2009	BRAD MAY signed as free agent from Toronto
2009	DREW MILLER claimed off waivers from Tampa Bay

2010s

2010	OLE-KRISTIAN TOLLEFSEN and fifth-round pick in 2011 (Mattias Backman) from Philadelphia for Ville Leino
2010	JORDAN OWENS from NY Rangers for Kris Newbury
2010	RILEY ARMSTRONG from Calgary for Andy Delmore
2010	ILARI FILPPULA signed as free agent from TPS (Finland)
2010	CHRIS MINARD signed as free agent from Edmonton
2010	JAMIE JOHNSON signed as free agent from Florida
2010	JOEY MacDONALD signed as free agent from Toronto
2010	MIKE MODANO signed as free agent from Dallas
2010	RUSLAN SALEI signed as free agent from Colorado
2010	TREVOR PARKES signed as free agent from Montreal (QMJHL)
2010	Lost Mattias Ritola to Tampa Bay on waivers
2011	EVGENI NABOKOV signed as free agent from SKA (KHL)
2011	Lost Evgeni Nabokov to NY Islanders on waivers
2011	MIKE COMMODORE signed as free agent from Columbus
2011	IAN WHITE signed as free agent from San Jose
2011	GARNET EXELBY signed as free agent from Chicago
2011	CHRIS CONNER signed as free agent from Pittsburgh
2011	TY CONKLIN signed as free agent from St. Louis
2011	FABIAN BRUNNSTROM signed as free agent from Toronto
2012	KYLE QUINCEY from Tampa Bay for Sebastian Piche and first-round pick in 2012 Entry Draft (Andrei Vasilevski)
2012	Conditional seventh-round pick in 2013 Entry Draft from Tampa Bay for Mike Commodore
2012	ANDREW MURRAY and conditional seventh-round pick in 2014 Entry Draft (Alexander Kadeykin) from San Jose for Brad Stuart
2012	DAMIEN BRUNNER signed as free agent from Zug (Swiss)
2012	JONAS GUSTAVSSON signed as free agent from Winnipeg
2012	JORDIN TOOTOO signed as free agent from Nashville
2012	MIKAEL SAMUELSSON signed as free agent from Florida
2012	CARLO COLAIACOVO signed as free agent from St. Louis
2013	KENT HUSKINS signed as free agent from Norfolk (AHL)
2013	DANNY DeKEYSER signed as free agent from Western Michigan (CCHA)
2013	Conditional seventh-round pick in 2014 Entry Draft from Philadelphia for Kent Huskins
2013	JARED COREAU signed as free agent from Northern Michigan (CCHA)
2013	LUKE GLENDENING signed as free agent from Grand Rapids (AHL)
2013	DANIEL ALFREDSSON signed as free agent from Ottawa
2013	STEPHEN WEISS signed as free agent from Florida
2014	DAVID LEGWAND from Nashville for Patrick Eaves, Calle Jarnkrok and second-round pick in 2014 Entry Draft (later traded to San Jose)
2014	COLIN CAMPBELL signed as free agent from Lake Superior St. (WCHA)
2014	TOMAS NOSEK signed as free agent from Pardubice (Czech)
2014	KEVIN PORTER signed as free agent from Buffalo
2014	ANDY MIELE signed as free agent from Arizona
2014	JOE HICKETTS signed as free agent from Victoria (WHL)

RED WINGS ALL-TIME PLAYER TRANSACTIONS

2014	Lost Andrej Nestrasil to Carolina on waivers
2015	ERIK COLE and conditional third-round pick in 2015 Entry Draft (Vili Saarijarvi) from Dallas for Mattias Backman, Mattias Janmark and second-round pick in 2015 Entry Draft (Roope Hintz)
2015	MAREK ZIDLICKY from New Jersey for conditional third-round pick in 2016 Entry Draft (later traded to Pittsburgh)
2015	MIKE GREEN signed as free agent from Washington
2015	BRAD RICHARDS signed as free agent from Chicago
2015	ERIC TANGRADI signed as free agent from Montreal
2015	ROBBIE RUSSO signed as free agent from Notre Dame (HE)
2015	Lost Landon Ferraro to Boston on waivers
2016	Future considerations from St. Louis for Richard Nedomlel
2016	Sixth-round draft pick in 2017 Entry Draft (Reilly Webb) from Florida for Jakub Kindl
2016	DAN RENOUF signed as free agent from Maine (HE)
2016	DYLAN SADOWY from San Jose for third-round pick in 2017 Entry Draft (later traded to Florida)
2016	JOE VITALE, first-round pick in 2016 Entry Draft (Dennis Cholowski) and second-round pick in 2016 Entry Draft (Filip Hronek) from Arizona for Pavel Datsyuk and first-round pick in 2016 Entry Draft (Jakob Chychrun)
2016	FRANS NIELSEN signed as free agent from NY Islanders
2016	THOMAS VANEK signed as free agent from Minnesota
2016	STEVE OTT signed as free agent from St. Louis
2016	MATT LORITO signed as free agent from Albany (AHL)
2016	BEN STREET signed as free agent from Colorado
2016	EDWARD PASQUALE signed as free agent from St. John's (AHL)
2016	Lost Martin Frk to Carolina on waivers
2016	Lost Teemu Pulkkinen to Minnesota on waivers
2016	MARTIN FRK claimed off waivers from Carolina
2017	Lost Alexey Marchenko to Toronto on waivers
2017	Third-round pick in 2017 Entry Draft (Keith Petruzzelli) from Chicago for Tomas Jurco
2017	DYLAN McILRATH and third-round pick in 2017 Entry Draft (Kasper Kotkansalo) from Florida for Thomas Vanek
2017	Second-round pick in 2018 Entry Draft (Jonatan Berggren) and third-round pick in 2017 Entry Draft (Zach Gallant) from NY Rangers for Brendan Smith
2017	Sixth-round pick in 2018 Entry Draft (later traded to Columbus) from Montreal for Steve Ott
2017	MATEJ MACHOVSKY signed as free agent from Plzen (Czech)
2017	LIBOR SULAK signed as free agent from Orli Znojmo (Austria)
2017	Lost Tomas Nosek to Vegas in NHL expansion draft
2017	TREVOR DALEY signed as free agent from Pittsburgh
2017	LUKE WITKOWSKI signed as free agent from Tampa Bay
2017	TOM MCCOLLUM from Calgary for conditional seventh-round pick in 2018 Entry Draft
2017	TURNER ELSON signed as free agent from Colorado
2017	DAVID BOOTH signed as free agent from Avangard Omsk (KHL)
2017	KADEN FULCHER signed as free agent from Hamilton (OHL)
2017	MATT PUEMPEL from NY Rangers for Ryan Sproul
2017	SCOTT WILSON and third-round pick in 2018 Entry Draft (Jesper Eliasson) from Pittsburgh for Riley Sheahan and fifth-round pick in 2018 Entry Draft (Justin Almeida)
2017	Fifth-round pick in 2019 Entry Draft (later traded to Washington) from Buffalo for Scott Wilson
2018	Third-round pick in 2018 Entry Draft (Seth Barton) and conditional third-round pick in 2019 Entry Draft from Philadelphia for Petr Mrazek
2018	First-round pick in 2018 Entry Draft (Joe Veleno), second-round pick in 2019 Entry Draft (Robert Mastro Simone) and third-round pick in 2021 Entry Draft from Vegas for Tomas Tatar
2018	PATRIK RYBAR signed as free agent from Hradec Kralove (Czech)
2018	Conditional seventh-round pick in 2019 Entry Draft from Arizona for Robbie Russo
2018	JONATHAN BERNIER signed as free agent from Colorado
2018	THOMAS VANEK signed as free agent from Columbus
2018	JAKE CHELIOS signed as free agent from Carolina
2018	WADE MEGAN signed as free agent from St. Louis

RED WINGS ALL-TIME PLAYER TRANSACTIONS

2018	HARRI SATERI signed as free agent from Florida
2018	CHRIS TERRY signed as free agent from Montreal
2018	JACOB de la ROSE claimed off waivers from Montreal
2019	TURNER ELSON signed as free agent from Grand Rapids (AHL)
2019	MADISON BOWEY and second-round pick in 2020 Entry Draft from Washington for Nick Jensen and fifth-round pick in 2019 Entry Draft (later traded to New Jersey)
2019	Second-round pick in 2019 Entry Draft (Albert Johansson) and conditional third-round pick in 2020 Entry Draft from San Jose for Gustav Nyquist
2019	RYAN KUFFNER signed as free agent from Princeton (ECAC)
2019	TARO HIROSE signed as free agent from Michigan State (B10)
2019	OLIWER KASKI signed as free agent from Lahti (Finland)
2019	VALTTERI FILPPULA signed as free agent from NY Islanders
2019	PATRIK NEMETH signed as free agent from Colorado
2019	CALVIN PICKARD signed as free agent from Arizona
	ADAM ERNE from Tampa Bay for fourth-round pick in 2020 NHL Entry Draft

WEARERS OF THE WINGED WHEEL

A

JUSTIN ABDELKADER, LW 2007-08 TO PRESENT

Gerry Abel, C.....	1966-67
Sid Abel, C/LW.....	1938-39 to 42-43; 45-46 to 51-52
Gene Achtmichuk, C.....	1957-58
Greg C. Adams, LW.....	1989-90
Micah Aivazoff, LW.....	1993-94
Gary Aldcorn, LW.....	1959-60 to 60-61
Daniel Alfredsson, RW.....	2013-14
Keith Allen, D.....	1953-54 to 54-55
Ralph Almas, G.....	1946-47; 52-53
Adam Almqvist, D.....	2013-14
Dave Amadio, D.....	1957-58
Dale Anderson, D.....	1956-57
Earl Anderson, RW.....	1974-75
Ron Anderson, RW.....	1967-68 to 68-69
Tom Anderson, C.....	1934-35
Joakim Andersson, C.....	2011-12 to 15-16
Al Arbour, D.....	1953-54; 55-56 to 57-58
Jack Arbour, D/LW.....	1926-27
Murray Armstrong, C.....	1943-44 to 45-46
Brent Ashton, LW.....	1986-87 to 87-88
Ossie Asmundson, RW.....	1934-35

ANDREAS ATHANASIOU, C/LW 2015-16 TO PRESENT

Pierre Aubry, C/LW.....	1983-84 to 84-85
Phillipe Audet, LW.....	1998-99
Larry Aurie, RW.....	1927-28 to 38-39
Sean Avery, C.....	2001-02 to 02-03

B

Pete Babando, LW.....	1949-50
Ace Bailey, LW.....	1972-73 to 73-74
Bob Bailey, RW.....	1956-57 to 57-58
Doug Baldwin, D.....	1946-47
Doug Barkley, D.....	1962-63 to 65-66
Ryan Barnes, LW.....	2003-04
David Barr, RW.....	1986-87 to 90-91
John Barrett, D.....	1980-81 to 85-86
Marty Barry, C.....	1935-36 to 38-39
Hank Bassen, G.....	1960-61 to 63-64; 65-66 to 66-67
Frank Bathe, D.....	1974-75 to 75-76
Andy Bathgate, C/RW.....	1965-66 to 66-67
Bob Baun, D.....	1968-69 to 70-71
Sergei Bautin, D.....	1993-94
Red Beattie, LW.....	1937-38
Clarence Behling, D.....	1940-41 to 42-43
Pete Bellefeuille, RW.....	1926-27; 28-29 to 29-30
Frank Bennett, C.....	1943-44
Red Berenson, C.....	1970-71 to 74-75
Michel Bergeron, RW.....	1974-75 to 77-78
Marc Bergevin, D.....	1995-96
Gary Bergman, D.....	1964-65 to 74-75
Thommie Bergman, D.....	1972-73 to 74-75; 77-78 to 79-80

JONATHAN BERNIER, G 2018-19 TO PRESENT

Fred Berry, C.....	1976-77
Todd Bertuzzi, RW.....	2006-07; 09-10 to 13-14

TYLER BERTUZZI, LW 2016-17 TO PRESENT

Phil Besler, RW.....	1938-39
Pete Bessone, D.....	1937-38
Allan Bester, G.....	1990-91 to 91-92
Bill Beveridge, G.....	1929-30

Tom Bissett, C.....	1990-91
Steve Black, LW.....	1949-50 to 50-51
Tom Bladon, D.....	1980-81
Mike Blaisdell, RW.....	1980-81 to 82-83
Mike Bloom, LW.....	1974-75 to 76-77
John Blum, D.....	1988-89
Marc Boileau, C.....	1961-62
Patrick Boileau, D.....	2002-03
Gilles Boisvert, G.....	1959-60
Leo Boivin, D.....	1965-66 to 66-67
Ivan Boldirev, C/LW.....	1982-83 to 84-85
Dan Bolduc, RW.....	1978-79 to 79-80
Marcel Bonin, D.....	1952-53 to 54-55
David Booth, LW.....	2017-18
Darryl Bootland, RW.....	2003-04 to 06-07
Henry Boucha, LW.....	1971-72 to 73-74
Claude Bourque, G.....	1939-40

MADISON BOWEY, D 2018-19 TO PRESENT

Ralph "Scotty" Bowman, D.....	1934-35 to 39-40
Rick Bowness, RW.....	1977-78
Yank Boyd, RW.....	1934-35
John Brenneman, LW.....	1967-68
Carl Brewer, D.....	1969-70
Archie Briden, LW.....	1926-27
Mel Bridgman, LW/C.....	1987-88 to 87-88
Bernie Brophy, C.....	1928-29 to 29-30
Adam Brown, LW.....	1941-42 to 43-44; 45-46 to 46-47
Andy Brown, G.....	1971-72 to 72-73
Arnie Brown, D.....	1970-71 to 71-72
Connie Brown, C.....	1938-39 to 42-43
Doug Brown, RW/LW.....	1994-95 to 00-01
Gerry Brown, LW.....	1941-42; 45-46
Larry Brown, D.....	1970-71
Stan Brown, D.....	1927-28
Jeff Brubaker, C.....	1988-89
Ed Bruneteau, RW.....	1941-42; 43-44 to 48-49
Mud Bruneteau, RW.....	1935-36 to 45-46
Damien Brunner, RW.....	2012-13
Fabian Brunstrom, LW.....	2011-12
Bill Brydge, D.....	1928-29
John Bucyk, LW.....	1955-56 to 56-57
Tony Bukovich, LW.....	1943-44 to 44-45
Hy Butler, D.....	1943-44 to 44-45
Charlie Burns, C.....	1958-59
Shawn Burr, C.....	1984-85 to 94-95
Cummy Burton, LW.....	1955-56; 57-58 to 58-59
Eddie Bush, D.....	1938-39; 41-42
Walter Buswell, D.....	1932-33 to 34-35
Yuri Butsayev, C.....	1999-00 to 00-01
Dmitri Bykov, D.....	2002-03

C

Kyle Calder, LW.....	2006-07
Mitch Callahan, RW.....	2013-14; 16-17
Al Cameron, D.....	1975-76 to 78-79
Craig Cameron, RW.....	1966-67
Colin Campbell, D.....	1982-83 to 84-85
Terry Carkner, D.....	1993-94 to 94-95
Gene Carrigan, C.....	1932-33 to 33-34
Billy Carroll, C.....	1985-86 to 86-87
Greg Carroll, C.....	1978-79
Dwight Carruthers, D.....	1965-66

WEARERS OF THE WINGED WHEEL

Frank Carson, RW	1931-32 to 33-34
Jimmy Carson, C	1989-90 to 92-93
Joe Carveth, RW/C	1940-41 to 45-46; 49-50 to 50-51
Bart Crashtley, D	1965-66 to 68-69; 74-75
Frank Cernik, LW	1984-85
John Chabot, C	1987-88 to 90-91
Milan Chalupa, D	1984-85
Bob Champoux, G	1963-64
Guy Charron, C/LW	1970-71 to 74-75
Lude Check, LW	1943-44
Chris Chelios, D	1998-99 to 2008-09
Jake Chelios, D	2018-19
Real Chevrefils, LW	1955-56
Tim Cheveldae, G	1988-89 to 93-94
Alain Chevrier, G	1990-91
Steve Chiasson, D	1987-88 to 93-94
DENNIS CHOLOWSKI, D	2018-19 TO PRESENT
Dino Ciccarelli, RW	1992-93 to 95-96
Chris Cichocki, RW	1985-86 to 86-87
Wendel Clark, LW	1998-99
Dan Cleary, RW	2005-06 to 14-15
Rejean Cloutier, D	1979-80 to 81-82
Roland Cloutier, C	1977-78 to 78-79
Steve Coates, RW	1976-77
Paul Coffey, D	1992-93 to 95-96
Carlo Colaiacovo, D	2012-13
Erik Cole, LW	2014-15
Bill Collins, RW	1970-71 to 73-74
Mike Commodore, D	2011-12
Brian Conacher, C	1971-72
Charlie Conacher, RW	1938-39
Jim Conacher, LW	1945-46 to 48-49
Roy Conacher, LW	1946-47
Ty Conklin, G	2008-09; 2011-12
Alex Connell, G	1931-32
Wayne Connelly, RW	1968-69 to 70-71
Chris Conner, RW	2011-12
Bob Connors, C	1928-29 to 29-30
Bob Cook, RW	1972-73
Carson Cooper, RW	1927-28 to 31-32
Norm Corcoran, RW	1955-56
Murray Costello, C	1955-56 to 56-57
Jared Coreau, G	2016-17 to 17-18
Gerry Couture, RW	1944-45 to 50-51
Abbie Cox, G	1933-34
Danny Cox, LW	1931-32
Murray Craven, LW/C	1982-83 to 83-84
Bobby Crawford, C	1982-83
Jim Creighton, C	1930-31 to 31-32
Cory Cross, D	2005-06
Doug Crossman, D	1990-91 to 91-92
Gary Croteau, LW	1969-70
Roy Crowder, RW	1991-92
Troy Crozier, G	1963-64 to 69-70
Wilf Cude, G	1933-34
Barry Cullen, RW	1959-60
Ray Cullen, C	1966-67
Jim Cummins, LW	1991-92 to 92-93
Ian Cushman, D	1963-64

D

Frank Daley, D/LW	1928-29
Joe Daley, G	1971-72
TREVOR DALEY, D	2017-18 TO PRESENT
Mathieu Dandenault, RW/D	1995-96 to 03-04
Pavel Datsyuk, C	2001-02 to 15-16
Lorne Davis, RW	1954-55
Bob Davis, D	1932-33
Mal Davis, RW	1978-79 to 80-81
JACOB de la ROSE, C	2018-19 TO PRESENT
Billy Dea, LW	1956-57 to 57-58; 69-70 to 70-71
Don Deacon, C	1936-37; 38-39 to 39-40
Nelson DeBenedet, LW	1973-74
Denis Dejordy, G	1972-73 to 73-74
DANNY DeKEYSER, D	2012-13 TO PRESENT
Gilbert Delorme, D	1987-88 to 88-89
Alex Delvecchio, C/LW	1950-51 to 73-74
Boyd Devereaux, C	2000-01 to 03-04
Al Dewsbury, D	1946-47 to 47-48; 49-50
Per Djoos, D	1990-91
Ed Diachuk, LW	1960-61
Bob Dillabough, LW	1961-62 to 64-65
Cecil Dillon, RW	1939-40
Bill Dineen, RW	1953-54 to 57-58
Peter Dineen, D	1989-90
Connie Dion, G	1943-44 to 44-45
Marcel Dionne, C	1971-72 to 74-75
Gary Doak, D	1965-66; 72-73
Dotty Dolson, G	1928-29 to 30-31
Bobby Dollas, D	1990-91 to 92-93
Lloyd Doran, C	1946-47
Red Doran, D	1937-38
Ken Doraty, RW	1937-38
Kent Douglas, D	1967-68 to 68-69
Les Douglas, C	1940-41; 42-43; 46-47
Aaron Downey, RW	2007-08 to 08-09
Dallas Drake, C/LW	1992-93 to 93-94; 07-08
Kris Draper, C	1993-94 to 10-11
Rene Drolet, RW	1974-75
Clarence Drouillard, C	1937-38
Gilles Dube, LW	1953-54
Steve Duchesne, D	1999-00 to 01-02
Ron Duguay, RW/C	1983-84 to 85-86
Lorne Duguid, LW	1934-35 to 35-36
Art Duncan, D	1926-27
Blake Dunlop, C	1983-84

E

Bruce Eakin, C	1985-86
Murray Eaves, C	1987-88; 1989-90
Patrick Eaves, RW	2009-10 to 13-14
Tim Ecclestone, RW	1970-71 to 73-74
Roy Edwards, G	1967-68 to 70-71; 72-73 to 73-74
Pat Egan, D	1943-44
Gerry Ehman, RW	1958-59
CHRISTOFFER EHN, C	2018-19 TO PRESENT
Bo Eliak, LW	1962-63
Darren Eliot, G	1987-88
Matt Ellis, LW	2006-07
Cory Emmerton, C	2010-11 to 13-14
Hap Emms, LW	1931-32 to 33-34

WEARERS OF THE WINGED WHEEL

JONATHAN ERICSSON, D	2007-08 TO PRESENT
Anders Eriksson, D	1995-96 to 98-99
Bob Errey, LW	1995-96 to 96-97
Bob Essensa, G	1993-94
Chris Evans, D	1973-74
Stu Evans, D	1930-31; 32-33 to 33-34

F

Bob Falkenberg, D	1966-67 to 68-69; 70-71 to 71-72
Alex Faulkner, C	1962-63 to 63-64
Bernie Federko, C	1989-90
Lorne Ferguson, LW	1955-56 to 57-58
Sergei Fedorov, C	1990-91 to 02-03
Brent Fedyk, D	1987-88 to 91-92
Mark Ferner, D	1994-95
Landon Ferraro, C	2013-14 to 15-16
Viacheslav Fetisov, D	1994-95 to 97-98
Guyle Fielder, C	1952-53; 57-58
Tom Filmore, RW	1930-31 to 31-32
VALTERI FILPPULA, C	2005-06 TO 12-13
Jiri Fischer, D	1999-00 to 06-07
Dunc Fisher, RW	1958-59
Joe Fisher, RW	1939-40 to 42-43
Lee Fogolin, D	1947-48 to 50-51
Rick Foley, D	1973-74
Mike Foligno, RW	1979-80 to 81-82
Bill Folk, D	1951-52 to 52-53
Len Fontaine, RW	1972-73 to 73-74
Val Fonteyne, C/LW	1959-60 to 62-63; 64-65 to 66-67
Dwight Foster, C	1982-83 to 85-86
Yip Foster, D	1933-34 to 34-35
Frank Foyston, C	1926-27 to 27-28
Bobby Francis, C	1982-83
Jimmy Franks, G	1936-37 to 37-38; 43-44
Gord Fraser, D	1927-28 to 28-29
Johan Franzen, RW/C	2005-06 to 15-16
Frank Frederickson, C	1926-27; 30-31
Tim Friday, D	1985-86
Martin Frk, RW	2017-18 to 18-19
Miroslav Frycer, RW	1988-89
Robbie Ftorek, C	1972-73 to 73-74
KADEN FULCHER, G	2018-19 TO PRESENT

G

Bill Gadsby, D	1961-62 to 65-66
Jody Gage, RW	1980-81 to 81-82; 83-84
Art Gagne, RW	1931-32
Johnny Gallagher, D	1932-33; 36-37
Gerard Gallant, LW	1984-85 to 92-93
Dave Gagner, G	1990-91
George Gardner, G	1965-66 to 67-68
Danny Gare, RW	1981-82 to 85-86
Johan Garpenlov, LW	1990-91 to 91-92
Dave Gatherum, G	1953-54
Fern Gauthier, RW	1945-46 to 48-49
George Gee, C	1948-49 to 50-51
Ed Giacomin, G	1975-76 to 77-78
Gus Giesebrecht, C	1938-39 to 41-42
Gilles Gilbert, G	1980-81 to 82-83
Brent Gilchrist, C	1997-98 to 01-02
Todd Gil, D	1998-99; 99-00 to 00-01
Art Giroux, RW	1935-36

Larry Giroux, D	1974-75 to 77-78
LUKE GLENDEMING, C	2013-14 TO PRESENT
Lorry Gloeckner, D	1978-79
Fred Glover, RW	1948-49 to 51-52
Howie Glover, RW	1960-61 to 61-62
Warren Godfrey, D	1955-56 to 61-62; 63-64 to 67-68
Pete Goegan, D	1957-58 to 66-67
Bob Goldham, D	1950-51 to 55-56
Leroy Goldsworthy, RW	1930-31; 32-33
Yan Golubovsky, D	1997-98 to 99-00
Ebbie Goodfellow, C/D	1929-30 to 42-43
Fred Gordon, RW	1926-27
Ted Graham, D	1933-34 to 34-35
Danny Grant, LW	1974-75 to 77-78
Doug Grant, G	1973-74 to 75-76
Leo Gravelle, RW	1950-51
Adam Graves, C	1987-88 to 89-90
Gerry Gray, G	1970-71
Harrison Gray, G	1963-64
MIKE GREEN, D	2015-16 TO PRESENT
Red Green, LW	1928-29
Rick Green, D	1990-91
Stu Grimson, LW	1994-95 to 96-97
Lloyd Gross, LW	1933-34 to 34-35
Don Grosso, C	1938-39; 44-45
Danny Gruen, LW	1972-73 to 73-74
Bep Guidolin, LW	1947-48 to 48-49
Jonas Gustavsson, G	2012-13 to 14-15

H

Marc Habscheid, C/RW	1989-90 to 90-91
Lloyd Haddon, D	1959-60
Gord Haidy, RW	1949-50
Slim Halderson, D	1926-27
Len Haley, RW	1959-60 to 60-61
Bob Halkidis, D	1993-94 to 94-95
Glenn Hall, G	1952-53; 54-55 to 56-57
Murray Hall, C	1964-65 to 66-67
Doug Halward, D	1986-87 to 88-89
Jean Hamel, D	1973-74 to 80-81
Ted Hampson, C	1963-64 to 64-65; 66-67 to 67-68
Glen Hanlon, G	1986-87 to 90-91
Dave Hanson, D	1978-79
Emil Hanson, D	1932-33
Terry Harper, D	1975-76 to 78-79
Billy Harris, C	1965-66
Ron Harris, D	1962-63 to 63-64; 68-69 to 71-72
Ted Harris, D	1973-74
Gerry Hart, D	1968-69 to 71-72
Harold Hart, LW	1926-27
Mark Hartigan, C	2007-08
Buster Harvey, RW	1975-76 to 76-77
Doug Harvey, D	1966-67
Dominik Hasek, G	2001-02; 03-04, 06-07 to 07-08
Derian Hatcher, D	2003-04
Ed Hatoum, RW	1968-69 to 69-70
George Hay, C/LW	1927-28 to 30-31; 32-33
Jim Hay, D	1952-53 to 54-55
Galen Head, RW	1967-68
Rich Healey, D	1960-61
DARREN HELM, LW/C	2007-08 TO PRESENT
Paul Henderson, LW	1962-63 to 67-68

WEARERS OF THE WINGED WHEEL

Jack Hendrickson, D	1957-58 to 58-59; 61-62
Jim Herberts, C	1928-29 to 29-30
Art Herchenrattner, C	1940-41
Bryan Hextall, C	1975-76
Dennis Hextall, C	1975-76 to 78-79
JOE HICKETS, D	2017-18 TO PRESENT
Glenn Hicks, LW	1979-80 to 80-81
Harold Hicks, D	1929-30 to 30-31
Tim Higgins, RW	1986-87 to 88-89
Dutch Hiller, LW	1941-42
Jim Hiller, LW	1992-93
Larry Hillman, D	1954-55 to 56-57
John Hilworth, D	1977-78 to 79-80
TARO HIROSE, LW	2018-19 TO PRESENT
Kevin Hodson, G	1995-96 to 98-99
Bill Hogaboam, C	1972-73 to 75-76; 78-79 to 79-80
Ken Holland, G	1983-84
Flash Hollett, D	1943-44 to 45-46
Bucky Hollingworth, D	1955-56 to 57-58
Chuck Holmes, RW	1958-59; 61-62
Hap Holmes, G	1926-27 to 27-28
Tomas Holmstrom, LW	1996-97 to 11-12
John Holota, C	1942-43; 45-46
Pete Horeck, RW/LW	1946-47 to 48-49
Marian Hossa, RW	2008-09
Doug Houda, D	1985-86; 87-88 to 90-91; 98-99
JIMMY HOWARD, G	2005-06 TO PRESENT
Gordie Howe, RW	1946-47 to 70-71
Mark Howe, D	1992-93 to 94-95
Syd Howe, C/LW	1934-35 to 45-46
FILIP HRONEK, D	2018-19 TO PRESENT
Steve Hrymnaik, D	1952-53
Willie Huber, D	1978-79 to 82-83
Jiri Hudler, C	2003-04 to 08-09; 10-12
Ron Hudson, RW	1937-38; 39-40
Brent Hughes, D	1973-74
Rusty Hughes, D	1929-30
Brett Hull, RW	2001-02 to 03-04
Dennis Hull, LW	1977-78
Kent Huskins, D	2012-13
Matt Hussey, C	2006-07

I

Miroslav Ihnacak, LW	1988-89
Peter Ing, G	1993-94
Earl Ingarfield, C/LW	1980-81
Ron Ingram, D	1963-64

J

Hal Jackson, D	1940-41; 42-43 to 46-47
Doug Janik, D	2009-10 to 11-12
Lou Jankowski, RW	1950-51; 52-53
Gary Jarrett, LW	1966-67 to 67-68
Pierre Jarry, LW	1973-74 to 74-75
Larry Jeffrey, LW	1961-62 to 64-65
Bill Jennings, RW	1940-41 to 43-44
Al Jensen, G	1980-81
Nick Jensen, D	2016-17 to 18-19
Al Johnson, RW	1960-61 to 62-63
Brian Johnson, RW	1983-84
Danny Johnson, C	1971-72
Earl Johnson, C	1953-54

Greg Johnson, C	1993-94 to 96-97
Larry Johnston, D	1971-72 to 73-74
Ed Johnstone, RW	1983-84; 85-86 to 86-87
Greg Joly, D	1976-77 to 82-83
Buck Jones, D	1938-39 to 39-40; 41-42
Curtis Joseph, G	2002-03 to 03-04
Ed Joyal, C	1962-63 to 64-65
Tomas Jurco, RW	2013-14 to 16-17

K

Red Kane, D	1943-44
Al Karlander, C/LW	1969-70 to 72-73
Jack Keating, LW	1938-39 to 39-40
Duke Keats, C	1926-27 to 27-28
Dave Kelly, RW	1976-77
Pete Kelly, RW	1935-36 to 38-39
Red Kelly, D	1947-48 to 59-60
Forbes Kennedy, C	1957-58 to 59-60; 61-62
Sheldon Kennedy, RW	1989-90 to 93-94
Alan Kerr, RW	1991-92
Brian Kilrea, LW	1957-58
Hec Kilrea, LW	1931-32; 35-36 to 39-40
Ken Kilrea, C/LW	1939-40 to 41-42; 43-44
Wally Kilrea, C	1934-35 to 37-38
Jakub Kindl, D	2009-10 to 15-16
Kris King, RW	1987-88 to 88-89
Scott King, G	1990-91 to 91-92
Mark Kirtson, C	1980-81 to 82-83
Kelly Kisio, C	1982-83 to 85-86
Hobie Kitchen, D	1926-27
Petr Klima, LW/RW	1985-86 to 89-90; 98-99
Mike Knuble, RW	1996-97 to 97-98
Joe Kocur, RW	1984-85 to 90-91; 96-97 to 99-00
Ladislav Kohn, RW	2001-02
Steve Konroyd, D	1992-93 to 93-94
Vladimir Konstantinov, D	1991-92 to 96-97
Tomas Kopecky, RW	2005-06 to 08-09
Jim Korn, D	1979-80 to 81-82
Mike Korney, RW	1973-74 to 75-76
Chris Kotsopoulos, D	1989-90
Vyacheslav Kozlov, LW	1991-92 to 00-01
Dale Krentz, LW	1986-87 to 88-89
Niklas Kronwall, D	2003-04 to 18-19
Jim Kruticki, LW	1970-71
Gord Kruppke, D	1990-91; 92-93 to 93-94
Uwe Krupp, D	1998-99 to 01-02
Mike Krushelnyski, LW/C	1994-95
Dave Kryskow, LW	1974-75
RYAN KUFFNER, LW	2018-19 TO PRESENT
Mark Kumpel, RW	1986-87 to 87-88
Maxim Kuznetsov, D	2000-01 to 01-02

L

Leo Labine, RW	1960-61 to 61-62
Dan Labraaten, LW	1978-79 to 80-81
Randy Ladouceur, D	1982-83 to 86-87
Mark Laforest, G	1985-86 to 86-87
Claude Laforce, LW	1958-59; 60-61 to 61-62; 63-64 to 64-65
Roger Lafreniere, D	1962-63
Serge Lajeunesse, D	1970-71 to 72-73
Hec Lalonde, C	1957-58
Joe Lamb, LW	1937-38

WEARERS OF THE WINGED WHEEL

Mark Lamb, C	1986-87
Lane Lambert, RW	1983-84 to 85-86
Marc Lamothe, G	2003-04
Robert Lang, C	2003-04 to 06-07
Josh Langfeld, RW	2006-07
Al Langlois, D	1963-64 to 64-65
Darryl Laplante, C	1997-98 to 99-00
Rick Lapointe, D	1975-76 to 76-77
Martin Lapointe, RW	1991-92 to 00-01
Igor Larionov, C	1995-96 to 99-00; 00-01 to 02-03
DYLAN LARKIN, C	2015-16 TO PRESENT
Reed Larson, D	1976-77 to 85-86
BRIAN LASHOFF, D	2012-13 TO 14-15; 16-17 TO PRESENT
Brian Lavender, LW	1972-73 to 73-74
Dan Lawson, RW	1967-68 to 68-69
Reggie Leach, RW	1982-83
Jim Leavins, D	1985-86
Brett Lebda, D	2005-06 to 09-10
Fernand Leblanc, RW	1976-77 to 78-79
J.P. Leblanc, C	1975-76 to 78-79
Rene Leclerc, RW	1968-69; 70-71
Manny Legace, G	1999-00 to 05-06
Claude Legris, G	1980-81 to 81-82
David Legwand, C	2013-14
Ville Leino, LW	2008-09 to 09-10
Real Lemieux, LW	1966-67
Tony Leswick, RW	1951-52 to 54-55; 57-58
Dave Lewis, D	1986-87 to 87-88
Herb Lewis, LW	1928-29 to 38-39
Nick Libett, LW	1967-68 to 78-79
Tony Licari, RW	1946-47
Nicklas Lidstrom, D	1991-92 to 11-12
Andreas Lilja, D	2005-06 to 09-10
Ted Lindsay, LW	1944-45 to 56-57; 64-65
Carl Liscombe, LW	1937-38 to 45-46
Ed Litzenberger, RW	1961-62
Bill Lochead, RW	1974-75 to 78-79
Mark Lofthouse, RW	1981-82 to 82-83
Claude Loiselle, C	1981-82 to 85-86
Barry Long, D	1979-80
Matt Lorito, LW	2016-17
Clem Loughlin, D	1926-27 to 27-28
Ron Low, G	1977-78
Larry Lozinski, G	1980-81
Dave Lucas, D	1962-63
Don Luce, C	1970-71
Harry Lumley, G	1943-44 to 49-50
Len Lunde, C/RW	1958-59 to 61-62
Tord Lundstrom, LW	1973-74
Pat Lundy, C	1945-46 to 48-49
Chris Luongo, D	1990-91
George Lyle, LW	1979-80 to 81-82
Jack Lynch, D	1973-74 to 74-75
Vic Lynn, D	1943-44

M

Joey MacDonald, G	2006-07; 10-11 to 11-12
Lowell MacDonald, RW	1961-62 to 64-65
Parker MacDonald, LW	1960-61 to 66-67
Bruce MacGregor, RW	1960-61 to 70-71
Calum McKay, LW	1946-47; 48-49
Howard Mackie, RW	1936-37 to 37-38

Don MacLean, RW	2005-06
Paul MacLean, RW	1988-89
Rick MacLeish, LW	1983-84
Brian MacLellan, LW	1991-92
John MacMillan, LW	1963-64 to 64-65
Jamie Macoun, D	1997-98 to 98-99
Frank Mahovlich, LW	1967-68 to 70-71
Pete Mahovlich, C	1965-66 to 68-69; 79-80 to 80-81
Steve Maltais, LW	1993-94
Kirk Maltby, LW	1995-96 to 09-10
Dan Maloney, LW	1975-76 to 77-78
Randy Manery, D	1970-71 to 71-72
Ken Mann, RW	1975-76
Bob Manno, LWD	1983-84 to 84-85
ANTHONY MANTHA, RW	2015-16 TO PRESENT
Norm Maracle, G	1997-98 to 1998-99
Alexey Marchenko, D	2013-14 to 16-17
Lou Marcon, D	1958-59 to 59-60; 62-63
Gus Marker, RW	1932-33 to 33-34
Danny Markov, D	2006-07
Brad Marsh, D	1990-91 to 91-92
Gary Marsh, LW	1967-68
Bert Marshall, D	1965-66 to 67-68
Clare Martin, D	1949-50 to 50-51
Pit Martin, C	1961-62; 63-64 to 65-66
Don Martineau, RW	1975-76 to 76-77
Steve Martinson, D	1987-88
Charlie Mason, RW	1938-39
Roland Matte, D	1929-30
Brad May, RW	2009-10
Gary McAdam, RW	1980-81
Jud McAtee, LW	1943-44 to 44-45
Stan McCabe, LW	1929-30 to 30-31
Doug McCaig, D	1941-42; 45-46 to 47-48
Rick McCann, C	1967-68 to 71-72; 74-75
Tom McCarthy, LW	1956-57 to 58-59
Darren McCarty, LW	1993-94 to 03-04; 07-08 to 08-09
Kevin McClelland, RW	1989-90 to 90-91
Tom McCollum, G	2010-11; 2014-15
Bob McCord, D	1965-66 to 67-68
Dale McCourt, C	1977-78 to 81-82
Bill McCreary, LW	1957-58
Brad McCrimmon, D	1990-91 to 92-93
Brian McCutcheon, LW	1974-75 to 76-77
Ab McDonald, LW	1965-66 to 66-67; 71-72
Bucko McDonald, D	1934-35 to 38-39
Byron McDonald, LW	1939-40; 44-45
Al McDonough, RW	1977-78
Bill McDougall, C	1990-91
Pete McDuffie, G	1975-76
Mike McEwen, D	1985-86
Jim McFadden, C	1946-47 to 50-51
Bob McGill, D	1991-92
Tom McGrattan, G	1947-48
DYLAN MCILRATH, D	2018-19 TO PRESENT
Bert McInenly, LW	1930-31 to 31-32
Jack McIntyre, LW	1957-58 to 59-60
Doug McKay, LW	1949-50
Randy McKay, RW	1988-89 to 90-91
Walt McKechnie, C	1974-75 to 76-77; 81-82 to 82-83
Tony McKegney, RW	1989-90

WEARERS OF THE WINGED WHEEL

Don McKenney, LW	1965-66
Bill McKenzie, G	1973-74 to 74-75
John McKenzie, RW	1959-60 to 60-61
Andrew McKim, C	1994-95
Rollie McLenahan, D	1945-46
Al McLeod, D	1973-74
Don McLeod, G	1970-71
Mike McMahon, D	1969-70
Max McNab, C	1947-48 to 50-51
Billy McNeill, RW	1956-57 to 59-60; 62-63 to 63-64
Stu McNeill, C	1957-58 to 59-60
Basil McRae, LW	1985-86 to 86-87
Chris McRae, LW	1989-90
Pat McReavy, LW	1941-42
Derek Meech, D	2006-07 to 10-11
Harry Meeking, LW	1926-27
Wade Megan, C	2018-19
Tom Mellor, D	1973-74 to 74-75
Gerry Melnyk, C	1955-56; 59-60 to 60-61
Barry Melrose, D	1983-84; 85-86
Howie Menard, C	1963-64
Glenn Merkosky, LW	1985-86; 89-90
Corrado Micalef, G	1981-82 to 85-86
Nick Mickoski, LW	1957-58 to 58-59
Hugh Millar, D	1946-47
Greg Millen, G	1991-92
Drew Miller, LW	2009-10 to 16-17
Kevin Miller, RW	1990-91 to 91-92; 03-04
Perry Miller, D	1977-78 to 80-81
Tom Miller, C	1970-71
Eddie Mio, G	1983-84 to 85-86
Dmitri Mironov, D	1997-98
John Miszuk, D	1963-64
Bill Mitchell, D	1963-64
Mike Modano, C	2010-11
John Mokosak, D	1988-89 to 89-90
Ron Moffatt, LW	1932-33 to 34-35
Garry Monahan, LW	1969-70
Hank Montieth, LW	1968-69 to 70-71
Alfie Moore, G	1939-40
Don Morrison, C	1947-48 to 48-49
Jim Morrison, D	1959-60
Rod Morrison, RW	1947-48
Dean Morton, D	1989-90
Gus Morton, D	1958-59
Alex Motter, D	1937-38 to 42-43
John Mowers, G	1940-41 to 42-43; 46-47
Mark Mowers, RW	2003-04 to 05-06
Petr Mrazek, G	2012-13 to 17-18
Wayne Muloin, D	1963-64
Don Murdoch, RW	1981-82
Brian Murphy, C	1974-75
Joe Murphy, C/RW	1986-87 to 89-90
Larry Murphy, D	1996-97 to 00-01
Ron Murphy, LW	1964-65 to 65-66
Jan Mursak, RW	2010-11 to 12-13
Ken Murray, D	1972-73
Terry Murray, D	1976-77
Anders Myrvold, D	2003-04

N

Jim Nahrang, D	1974-75 to 76-77
----------------	------------------

Vaclav Nedomansky, C/RW	1977-78 to 81-82
Andrej Nestrasil, C	2014-15
Kris Newbury, C	2009-10
Rick Newell, D	1972-73 to 73-74
John Newman, C	1930-31
Eddie Nicholson, D	1947-48
Jim Niekamp, D	1970-71 to 71-72
FRANS NIELSEN, C	2016-17 TO PRESENT
Jim Niil, RW	1987-88 to 89-90
Reg Noble, D	1927-28 to 32-33
Ted Nolan, LW	1981-82; 83-84
Brad Norton, D	2006-07
Lee Norwood, D	1986-87 to 90-91
Tomas Nosek, C	2015-16 to 16-17
Hank Nowak, LW	1974-75
Gustav Nyquist, RW	2011-12 to 18-19

O

Adam Oates, C	1985-86 to 88-89
Russ Oatman, LW	1926-27
Mike O'Connell, D	1985-86 to 89-90
Gerry Odrowski, D	1960-61 to 62-63
John Ogradnick, LW	1979-80 to 86-87; 92-93
Fredrik Olausson, D	2001-02
Murray Oliver, C	1957-58; 59-60 to 60-61
Dennis Olson, LW	1957-58
Jimmy Orlando, D	1936-37 to 37-38; 39-40 to 42-43
Mark Osborne, LW	1981-82 to 82-83
Chris Osgood, G	1993-94 to 00-01; 05-06 to 10-11
Steve Ott, C	2016-17
Xavier Ouellet, D	2013-14 to 17-18

P

Pete Palangio, LW	1927-28
Brad Park, D	1983-84 to 84-85
Joe Paterson, LW	1980-81 to 83-84
George Patterson, RW	1934-35
Butch Paul, C	1964-65
Marty Pavelich, LW	1947-48 to 56-57
Jim Pavese, D	1987-88 to 88-89
Mark Pederson, LW	1993-94
Bert Peer, RW	1939-40
Bob Perreault, G	1958-59
Jim Peters, Jr., C	1964-65 to 67-68
Jim Peters, Sr., RW	1949-50 to 50-51; 53-54
Brent Peterson, C	1978-79 to 81-82
Gord Pettinger, C	1933-34 to 37-38
Robert Picard, D	1989-90
Alex Pirus, RW	1979-80
Rob Plumb, LW	1977-78 to 78-79
Nellie Podolsky, LW	1948-49
Bud Poile, RW	1948-49
Don Poile, C/RW	1954-55; 57-58
Dennis Polonich, RW	1974-75 to 80-81; 82-83
Poul Popiel, D	1968-69 to 69-70
Marc Potvin, LW	1990-91 to 91-92
Dean Prentice, LW	1965-66 to 68-69
Noel Price, D	1961-62
Keith Primeau, C/LW	1990-91 to 95-96
Bob Probert, LW/RW	1985-86 to 93-94
Andre Pronovost, LW	1962-63 to 64-65
Marcel Pronovost, D	1949-50 to 64-65

WEARERS OF THE WINGED WHEEL

Metro Prystai, RW/C	1950-51 to 57-58
MATT PUEMPEL, LW	2018-19 TO PRESENT
Teemu Pulkkinen, RW	2013-14 to 15-16
Cliff Purpur, RW	1944-45
Chris Pusey, G	1985-86
Jamie Pushor, D	1995-96 to 97-98
Nelson Pyatt, C	1973-74 to 74-75

Q

Bill Quackenbush, D	1942-43 to 48-49
Kyle Quincey, D	2005-06 to 07-08; 11-12 to 15-16

R

Yves Racine, D	1989-90 to 92-93
Brian Rafalski, D	2007-08 to 10-11
Clare Raglan, D	1950-51
Mike Ramsey, D	1994-95 to 96-97
Bill Ranford, G	1998-99
MICHAEL RASMUSSEN, C	2018-19 TO PRESENT
Matt Ravlich, D	1969-70
Marc Reaume, D	1959-60 to 60-61
Billy Reay, C	1943-44 to 44-45
Mickey Redmond, RW	1970-71 to 75-76
Dutch Reibel, C	1953-54 to 57-58
Gerry Reid, C	1948-49
Leo Reise, D	1946-47 to 51-52
Dan Renouf, D	2016-17
Brad Richards, C	2015-16
Dave Richardson, LW	1967-68
Terry Richardson, G	1973-74 to 76-77
Steve Richmond, D	1985-86
Vincent Rien-deau, G	1991-92 to 93-94
Dennis Riggan, G	1959-60; 62-63
Jim Riley, RW	1926-27
Bob Ritchie, LW	1976-77 to 77-78
Mattias Ritola, C	2007-08 to 09-10
Jamie Rivers, D	2003-04 to 05-06
Wayne Rivers, RW	1961-62
John Ross Roach, G	1932-33 to 34-35
Phil Roberto, RW	1974-75 to 75-76
Doug Roberts, RW	1965-66 to 67-68; 73-74 to 74-75
Earl Robertson, G	1936-37
Fred Robertson, D	1933-34
Torrie Robertson, LW	1988-89 to 89-90
Nathan Robinson, LW	2003-04
Luc Robitaille, LW	2001-02 to 02-03
Mike Robitaille, D	1970-71
Desse Roche, RW	1934-35
Earl Roche, LW	1934-35
Dave Rochefort, C	1966-67
Leon Rochefort, RW	1971-72 to 72-73
Harvey Rockburn, D	1929-30 to 30-31
Marc Rodgers, RW	1999-00
Stacy Roest, C	1998-99 to 99-00
Dale Rolfe, D	1969-70 to 70-71
Rollie Rossignol, LW	1943-44; 45-46
Rolly Roulston, D	1936-37
Bob Rouse, D	1994-95 to 97-98
Tom Rowe, RW	1982-83
Bernie Ruelle, LW	1943-44
Pat Rupp, G	1963-64
Robbie Russo, D	2016-17

Jimmy Rutherford, G	1970-71; 73-74 to 80-81; 82-83
---------------------	--------------------------------

S

Andre St. Laurent, C	1977-78 to 78-79; 83-84
Sam St. Laurent, G	1986-87 to 89-90
Rustan Salei, D	2010-11
Borje Salming, D	1989-90
Barry Salovaara, D	1974-75 to 75-76
Mikael Samuelsson, RW	2005-06 to 09-10; 12-13 to 13-14
Ulf Samuelsson, D	1998-99
Tomas Sandstrom, RW/LW	1996-97
Ed Sanford, C	1955-56
Bob Sauve, G	1981-82
Terry Sawchuk, G	1949-50 to 54-55; 57-58 to 63-64; 68-69
Kevin Schamehorn, RW	1976-77; 79-80
Mathieu Schneider, D	2002-03 to 06-07
Jim Schoenfeld, D	1981-82 to 82-83
Dwight Schofield, D	1976-77
Enio Scisizzi, LW	1946-47 to 49-50; 51-52
Earl Seibert, D	1944-45 to 45-46
Ric Seiling, RW	1986-87
Brendan Shanahan, RW/LW	1996-97 to 05-06
Daniel Shank, RW	1989-90 to 90-91
Jeff Sharples, D	1986-87 to 88-89
Riley Sheahan, C	2011-12 to 17-18
Doug Shedden, RW	1985-86 to 86-87
Bobby Sheehan, C	1976-77
Tim Sheehy, RW	1977-78
Frank Sheppard, C	1927-28
John Sheppard, LW	1926-27 to 27-28
Ray Sheppard, RW	1991-92 to 94-95
Gord Sherritt, D	1943-44
John Sherf, LW	1935-36 to 38-39; 43-44
Jim Shires, LW	1970-71
Steve Short, D	1978-79
Gary Shuchuk, RW	1990-91
Dave Silk, RW	1984-85
Mike Sillinger, C	1990-91 to 94-95
Cutly Simon, D	1942-43 to 44-45
Thain Simon, D	1946-47
Cliff Simpson, C	1946-47 to 47-48
Reg Sinclair, RW	1952-53
Darryl Sittler, C/LW	1984-85
Bjorne Skaare, C	1978-79
Glen Skov, C	1949-50 to 54-55
Jiri Slegar, D	2001-02
Al Smith, G	1971-72
Alex Smith, D	1931-32
Brad Smith, RW	1980-81 to 84-85
Brendan Smith, D	2011-12 to 16-17
Brian Smith, LW	1957-58; 60-61
Carl Smith, LW	1943-44
Derek Smith, C	1981-82 to 82-83
Floyd Smith, RW	1962-63 to 67-68
Greg Smith, D	1981-82 to 85-86
Nakina Dalton Smith, LW	1943-44
Normie Smith, G	1934-35 to 38-39; 43-44 to 44-45
Rick Smith, D	1980-81
Ted Snell, RW	1974-75
Harold Snepsts, D	1985-86 to 87-88
Sandy Snow, RW	1968-69
Dennis Sobchuk, C	1979-80

WEARERS OF THE WINGED WHEEL

Ken Solheim, LW	1982-83
Bob Solinger, LW	1959-60
John Sorrell, LW	1930-31 to 37-38
Fred Speck, C	1968-69 to 69-70
Ted Speers, RW	1985-86
Irv Spencer, D/LW	1963-64 to 65-66; 67-68
Ryan Sproul, D	2013-14; 16-17
Ron Stackhouse, D	1971-72 to 73-74
Garrett Stafford, D	2007-08
Ed Stankiewicz, LW	1953-54; 55-56
Wilf Starr, C	1933-34 to 35-36
Vic Stasiuk, RW/LW	1950-51 to 54-55; 60-61 to 62-63
Ray Staszak, RW	1985-86
Frank Steele, LW	1930-31
Greg Stefan, G	1981-82 to 89-90
Pete Sternkowski, C	1967-68 to 70-71
Blair Stewart, LW	1973-74 to 74-75
Gaye Stewart, LW	1950-51
Jack Stewart, D	1938-39 to 42-43; 45-46 to 49-50
Gord Strate, D	1956-57 to 58-59
Art Stratton, C	1963-64
Ben Street, C	2016-17
Brad Stuart, D	2007-08 to 11-12
Herb Stuart, G	1926-27
Libor Sulak, D	2018-19
Barry Sullivan, RW	1947-48
Bill Sutherland, LW	1971-72
EVGENY SVECHNIKOV, RW	2016-17 TO 17-18

T

John Taft, D	1978-79
Jean-Guy Talbot, D	1967-68
Chris Tancil, C	1991-92 to 92-93
Eric Tangradi, LW	2015-16
Tomas Tatar, LW	2010-11 to 17-18
Billy Taylor, C	1946-47
Ted Taylor, LW	1966-67
Tim Taylor, LW	1993-94 to 96-97
Harvey Teno, G	1938-39
Larry Thibeault, LW	1944-45
Steve Thomas, RW	2003-04
Billy Thomson, RW	1938-39; 43-44
Cecil Thompson, G	1938-39 to 39-40
Errol Thompson, LW	1977-78 to 80-81
Jordin Tootoo, RW	2012-13 to 13-14
Jerry Toppazzini, RW	1955-56
Larry Trader, D	1982-83; 84-85
Percy Traub, D	1927-28 to 28-29
Dave Trotter, LW	1938-39
DOMINIC TURGEON, C	2017-18 TO PRESENT
Joe Turner, G	1941-42

U

Norm Ullman, C	1955-56 to 67-78
Garry Unger, C	1967-68 to 70-71

V

Rogie Vachon, G	1978-79 to 79-80
Eric Vail, LW	1981-82
Thomas Vanek, RW	2016-17; 18-19
Rick Vasko, D	1979-80 to 80-81
Darren Veitch, D	1985-86 to 87-88
Pat Verbeek, RW	1999-00 to 00-01

Mike Vernon, G	1994-95 to 96-97
Dennis Vial, D	1990-91 to 92-93
Doug Volmer, RW	1969-70 to 71-72
Carl Voss, C	1932-33

W

Jack Walker, LW	1926-27 to 27-28
Bob Wall, D	1964-64 to 66-67; 71-72
Jesse Wallin, D	1999-00 to 02-03
Wes Walz, C	1995-96
Aaron Ward, D	1993-94 to 00-01
Eddie Wares, RW	1937-38 to 42-43
Bryan Watson, D	1965-66 to 66-67; 73-74 to 76-77
Harry Watson, LW	1942-43; 45-46
Jim Watson, D	1963-64 to 65-66; 67-68 to 69-70
Brian Watts, LW	1975-76
Tom Webster, RW	1970-71 to 71-72; 79-80
Cooney Weiland, C	1933-34 to 34-35
Stan Weir, C	1982-83
Stephen Weiss, C	2013-14 to 14-15
Carl Wetzel, G	1964-65
Ian White, D	2011-12 to 2012-13
Bob Whitelaw, D	1940-41 to 41-42
Ray Whitney, LW	2003-04
Archie Wilder, LW	1940-41
Bob Wilkie, D	1990-91
Burr Williams, D	1933-34; 36-37
Dave "Tiger" Williams, LW	1984-85
Fred Williams, C	1976-77
Jason Williams, C	2000-01 to 03-04; 09-10
John Wilson, LW	1949-50 to 54-55; 57-58 to 58-59
Larry Wilson, C	1949-50; 51-52 to 52-53
Ross "Lefty" Wilson, G	1953-54
Rick Wilson, D	1976-77
Scott Wilson, LW	2017-18
Murray Wing, D	1973-74
Luke Witkowski, RW/D	2017-18 to 18-19
Eddie Wiseman, RW	1932-33 to 35-36
Steve Wochy, C/RW	1944-45; 46-47
Benny Voit, D	1950-51 to 54-55
Mike Wong, C	1975-76
Paul Woods, LW	1977-78 to 83-84
Jason Woolley, D	2002-03 to 05-06
Ken Wregget, G	1999-00
Larry Wright, RW-C	1977-78

Y

Jason York, D	1992-93 to 94-95
B.J. Young, RW	1999-00
Doug Young, D	1931-32 to 38-39
Howie Young, D	1960-61 to 62-63; 66-67 to 67-68
Warren Young, LW	1985-86
Paul Ysebaert, LW	1990-91 to 92-93
Steve Yzerman, C	1983-84 to 05-06

Z

FILIP ZADINA, RW	2018-19 TO PRESENT
Larry Zeidel, D	1951-52 to 52-53
Ed Zeniuk, D	1954-55
Henrik Zetterberg, LW/C	2002-03 to 17-18
Marek Zidlicky, D	2014-15
Rick Zombo, D	1984-85 to 91-92
Rudy Zunic, D	1943-44

DETROIT RED WINGS ALL-TIME NUMBERS

NO. 1

Harry Holmes	1926-27 to 27-28
Dolly Dolson	1928-29 to 30-31
Bill Beveridge	1929-30
Alex Connell	1931-32
John Ross Roach	1932-33 to 34-35
Abbie Cox	1933-34
Wilf Cude	1933-34
Norm Smith	1934-35 to 38-39; 43-44 to 44-45
Earl Robertson	1936-37
Jim Franks	1936-37 to 37-38; 43-44
Harvey Teno	1938-39
Cecil Thompson	1938-39 to 39-40
Alf Moore	1939-40
Claude Bourque	1939-40
John Mowers	1940-41 to 42-43
Joe Turner	1941-42
Connie Dior	1943-44 to 44-45
Harry Lumley	1943-44 to 49-50
Ralph Adams	1946-47
Terry Sawchuk	1949-50 to 54-55; 57-58 to 63-64

(Retired Mar. 6, 1994)

Dave Gatherum	1953-54
Lefty Wilson	1953-54
Glenn Hall	1954-55 to 56-57
Bob Perrault	1958-59
Dennis Riggan	1959-60; 62-63
Gilles Boisvert	1959-60
Hank Bassen	1960-61 to 62-63
Roger Crozier	1964-65 to 69-70
Roy Edwards	1967-68; 72-73 to 73-74
Jim Rutherford	1970-71; 74-75 to 80-81
Don McLeod	1970-71
Joe Daley	1971-72
Terry Richardson	1973-74; 75-76
Bill McKenzie	1973-74
Gilles Gilbert	1980-81 to 82-83
Corrado Micallef	1983-84 to 85-86
Glen Hanlon	1986-87 to 90-91

NO. 2

Clem Loughlin	1926-27 to 27-28
Percy Traub	1928-29
Harvey Rockburn	1929-30 to 30-31
Alex Smith	1931-32
Doug Young	1932-33 to 38-39
Burr Williams	1936-37
Rolly Roulston	1936-37
John Gallagher	1936-37
Jack Stewart	1939-40 to 42-43; 45-46 to 49-50
Buck Jones	1941-42
Clarence Behling	1942-43
Cully Simon	1943-44 to 44-45
Gerry Couture	1944-45
Bob Goldham	1950-51 to 55-56
Larry Hillman	1956-57
Al Arbour	1956-57 to 57-58
Pete Goegon	1958-59 to 61-62; 65-66
Jim Morrison	1959-60
Noel Price	1961-62
Jack Hendrickson	1961-62
Howie Young	1962-63
Ron Ingram	1963-64
Al Langlois	1963-64 to 64-65
Jim Watson	1963-64
Bob McCord	1965-66
Dwight Carruthers	1965-66
Warren Godfrey	1965-66

Gary Bergman	1966-67 to 74-75
Mike Korney	1973-74
Al McLeod	1973-74
Terry Harper	1975-76 to 78-79
Barry Long	1979-80
Rick Smith	1980-81
John Barrett	1980-81
Jim Schoenfield	1981-82 to 82-83
Larry Trader	1984-85
Barry Melrose	1985-86
Mike O'Connell	1985-86 to 89-90
Brad McCrimmon	1990-91 to 92-93
Terry Carkner	1993-94 to 94-95
Viacheslav Fetisov	1995-96 to 97-98
Ulf Samuelsson	1998-99
Jiri Fischer	1999-00 to 02-03; 05-06 to 06-07
Derian Hatcher	2003-04
Brendan Smith	2011-12 to 2016-17
JOE HICKETTS	2017-18 TO PRESENT

NO. 3

Slim Halderson	1926-27
Pete Bellefeuille	1926-27
Reg Noble	1927-28 to 32-33
Emil Hanson	1932-33
Carl Voss	1932-33
John Gallagher	1932-33
Stu Evans	1933-34
Ted Graham	1933-34 to 34-35
Bucko McDonald	1934-35 to 38-39
Jack Stewart	1938-39
Scotty Bowman	1938-39 to 39-40
Don Deacon	1939-40
Alex Motter	1939-40 to 42-43
Buck Jones	1941-42
Gordie Sherritt	1943-44
Vic Lynn	1943-44
Murray Armstrong	1943-44 to 45-46
Bill Quackenbush	1946-47 to 48-49
Clare Martin	1949-50 to 50-51
Ben Woit	1951-52
Marcel Pronovost	1952-53 to 64-65
Bill Mitchell	1963-64
Gary Bergman	1965-66
Bert Marshall	1965-66 to 66-67
Bob McCord	1967-68
Jean Guy Talbot	1967-68
Warren Godfrey	1967-68
Bob Falkenberg	1967-68 to 68-69; 71-72
Paul Popeil	1968-69 to 69-70
Jim Watson	1969-70
Gerry Hart	1969-70
Dale Rolfe	1970-71
Jim Niekamp	1971-72
Larry Johnston	1971-72 to 73-74
Murray Wing	1973-74
Jack Lynch	1974-75
Jim Nahrgang	1974-75; 76-77
Larry Giroux	1975-76 to 76-77
Perry Miller	1977-78 to 80-81
Rick Vasko	1979-80
John Barrett	1981-82 to 85-86
Steve Chiasson	1986-87 to 93-94
Bob Rouse	1994-95 to 97-98
Doug Houda	1998-99
Jesse Wallin	1999-00 to 02-03
Andreas Lilja	2005-06 to 09-10
Kent Huskins	2012-13
Nick Jensen	2016-17 to 18-19

DETROIT RED WINGS ALL-TIME NUMBERS

NO. 4

Harry Meeking	1926-27
Archie Briden	1926-27
George Hay	1927-28 to 30-31
Herb Lewis	1931-32 to 38-39
John Sorrell	1937-38
Gus Giesebrecht	1939-40
Sid Abel	1939-40
Jim Orlando	1940-41 to 42-43
Harold Jackson	1943-44 to 46-47
Jim McFadden	1946-47
Doug McCaig	1947-48 to 48-49
Al Dewsbury	1947-48
Leonard "Red" Kelly	1948-49 to 59-60

(Retired Feb. 1, 2019)

Marc Reaume	1959-60 to 60-61
Howie Young	1960-61
Bill Gadsby	1961-62 to 65-66
Ron Harris	1963-64
Bob Wall	1964-65
Leo Boivin	1966-67
Howie Young	1967-68
Bob Baun	1968-69 to 70-71
Larry Brown	1970-71
Arnie Brown	1970-71 to 71-72
Thommie Bergman	1972-73 to 74-75; 77-78 to 79-80
Barb Crashtley	1974-75
Rick Lapointe	1975-76 to 76-77
Terry Murray	1976-77
Larry Giroux	1977-78
John Hilworth	1977-78
Rick Vasko	1977-78, 80-81
Tom Bladon	1980-81
Rejean Cloutier	1981-82
Colin Campbell	1982-83 to 84-85
Tim Friday	1985-86
Jim Leavins	1985-86
Jeff Sharples	1986-87
Rick Zombo	1986-87 to 91-92
Bob McGill	1991-92
Mark Howe	1992-93 to 94-95
Jamie Pushor	1995-96 to 97-98
Uwe Krupp	1998-99 to 01-02
Jamie Rivers	2003-04 to 05-06
Cory Cross	2005-06
Kyle Quincey	2007-08
Jakub Kindl	2010-11 to 15-16

NO. 5

Frank Frederickson	1926-27
Duke Keats	1926-27 to 27-28
Gord Fraser	1927-28 to 28-29
Bill Brydger	1928-29
Bob Connors	1929-30
Ebbie Goodfellow	1930-31 to 42-43
Pete Bessone	1937-38
John Doran	1937-38
Jim Orlando	1937-38
Buck Jones	1938-39; 41-42
Eddie Bush	1941-42
Doug McCaig	1941-42
Clarence Behling	1942-43
Hal Jackson	1942-43
Pat Egan	1943-44
Bill "Flash" Hollett	1943-44 to 45-46
Hugh Millar	1946-47
Al Dewsbury	1946-47
Leo Reise	1946-47 to 51-52

Ben Wolt	1952-53 to 54-55
Warren Godfrey	1955-56 to 61-62
Al Arbour	1955-56
Rich Healey	1960-61
Doug Barkley	1962-63 to 65-66
John Misuk	1963-64
Bob Wall	1966-67
Doug Harvey	1966-67
Bob Falkenberg	1966-67
Bert Marshall	1967-68
Kent Douglas	1967-68 to 68-69
Carl Brewer	1969-70
Serge Lajeunesse	1970-71
Marcel Dionne	1971-72 to 73-74
Jean Hamel	1974-75 to 80-81
Greg Smith	1981-82 to 85-86
Darren Veitch	1985-86 to 87-88
John Mokosak	1988-89
Dean Morton	1989-90
Peter Dineen	1989-90
Chris McRae	1989-90
Rick Green	1990-91
Nicklas Lidstrom	1991-92 to 11-12

(Retired Mar. 6, 2014)

NO. 6

Jack Walker	1926-27 to 27-28
Larry Aurie	1928-29 to 38-39
Cumming Burton	1957-58 to 58-59

NO. 7

Russ Oatman	1926-27
Stan Brown	1927-28
Pete Palangio	1927-28
Jim Herberts	1928-29
Herb Lewis	1929-30 to 30-31
Hec Kilrea	1931-32
Art Gagne	1931-32
Leroy Goldsworthy	1932-33
George Hay	1932-33
Carl Voss	1933-34
Cooney Weiland	1933-34 to 34-35
Marty Barry	1935-36 to 38-39
Alex Motter	1939-40
Don Deacon	1939-40
Sid Abel	1939-40
Ken Kilrea	1940-41
Carl Liscombe	1940-41 to 45-46
Ted Lindsay	1946-47 to 56-57

(Retired Nov. 10, 1991)

Billy Dea	1957-58
Hec Lalonde	1957-58
Murray Oliver	1957-58
Brian Kilrea	1957-58
Norm Ullman	1958-59 to 67-68
Garry Unger	1968-69 to 70-71
Red Berenson	1970-71 to 74-75
Dave Kryskow	1974-75
Dan Maloney	1975-76 to 77-78
Willie Huber	1978-79 to 82-83
Joe Paterson	1983-84
Milan Chalupa	1984-85
Mike McEwen	1985-86
Steve Richmond	1985-86
Eddie Johnstone	1986-87
Doug Halward	1986-87 to 88-89
Brent Fedyk	1988-89
Tony McKegney	1989-90
Robert Picard	1989-90

DETROIT RED WINGS ALL-TIME NUMBERS

Tom Bissett 1990-91

NO. 8

Art Duncan 1926-27
 Carson Cooper 1927-28 to 29-30
 Stu Evans 1930-31
 Danny Cox 1931-32
 Eddie Wiseman 1932-33 to 34-35
 Yip Foster 1934-35
 Syd Howe 1934-35 to 45-46
 Don Deacon 1936-37
 Billy Rea 1944-45
 Cliff Purpur 1944-45
 Pat Lundy 1945-46 to 48-49
 George Gee 1948-49 to 50-51
 Tony Leswick 1951-52 to 54-55
 Dutch Reibel 1955-56 to 57-58
 John Wilson 1957-58 to 58-59
 Barry Cullen 1959-60
 Murray Oliver 1960-61
 Leo Labine 1960-61 to 61-62
 Forbes Kennedy 1961-62
 Lowell MacDonald 1961-62 to 63-64
 Floyd Smith 1962-63
 Art Stratton 1963-64
 Claude Laforge 1963-64
 Pat Martin 1963-64 to 64-65
 Val Fonteyne 1966-67
 Gary Jarrett 1966-67 to 67-68
 Bart Crashley 1968-69
 Rick McCann 1968-69 to 69-70
 Rene Leclerc 1968-69
 Fred Speck 1969-70
 Tom Webster 1970-71
 Bill Sutherland 1971-72
 Dan Johnson 1971-72
 Guy Charron 1972-73 to 74-75
 Ted Snell 1974-75
 Brian McCutcheon 1974-75
 Dennis Polonich 1975-76 to 80-81: 82-83
 Claude Loiselle 1981-82
 Joe Paterson 1982-83
 Tom Rowe 1982-83
 Ted Nolan 1983-84
 Dave Silk 1984-85
 Ray Staszak 1985-86
 Mark Lamb 1986-87
 Jim Nil 1987-88 to 89-90
 Bobby Dollas 1990-91 to 91-92
 Gord Kruppke 1992-93
 Steve Konroyd 1993-94
 Aaron Ward 1994-95
 Igor Larionov 1995-96 to 02-03
 Jiri Fischer 2003-04
 Matt Ellis 2006-07 to 07-08
JUSTIN ABDELKADER 2007-08 TO PRESENT

NO. 9

John Sheppard 1926-27 to 27-28
 Herb Lewis 1928-29
 Harold Hicks 1929-30
 Roland Matte 1929-30
 Bert McInenly 1930-31 to 31-32
 Frank Carson 1931-32 to 33-34
 Tom Anderson 1934-35
 Ed Wiseman 1934-35
 Wally Kilrea 1935-36 to 36-37
 Pete Kelly 1937-38
 Mud Bruneteau 1937-38 to 45-46

John Sorrell 1937-38
 Joe Lamb 1937-38
 John Sherf 1938-39
 Connie Brown 1938-39
 Ken Kilrea 1938-39
 Ed Bruneteau 1943-44
 Billy Thompson 1943-44
 Sid Abel 1945-46
 Roy Conacher 1946-47
 Gordie Howe 1947-48 to 70-71
 (Retired Mar. 12, 1972)

NO. 10

Frank Foyston 1926-27 to 27-28
 Frank Sheppard 1927-28
 Bob Connors 1928-29
 Ebbie Goodfellow 1929-30
 Carson Cooper 1930-31 to 31-32
 John Sorrell 1932-33 to 37-38
 Clarence Drouillard 1937-38
 Carl Liscombe 1937-38 to 39-40
 Don Grosso 1939-40 to 44-45
 Bill Jennings 1943-44
 Billy Reay 1943-44 to 44-45
 Cliff Purpur 1944-45
 Steve Wochy 1944-45
 Fern Gauthier 1945-46 to 47-48
 Gerry Brown 1945-46
 Gerry Couture 1946-47 to 47-48
 Max McNab 1948-49
 Ed Bruneteau 1948-49
 Jim Peters 1949-50 to 50-51
 Metro Prystai 1951-52 to 54-55
 Alex Delvecchio 1954-55 to 73-74
 (Retired Nov. 10, 1991)

Dale McCourt 1977-78 to 81-82
 Mark Lofthouse 1981-82
 Claude Loiselle 1982-83
 Ron Duguay 1983-84 to 85-86
 Joe Murphy 1986-87 to 89-90
 Jimmy Carson 1989-90 to 91-92

NO. 11

Hobie Kitchen 1926-27
 Jim Riley 1926-27
 Bernie Brophy 1928-29 to 29-30
 Jim Herberts 1929-30
 Tom Filmore 1930-31 to 31-32
 Frank Steele 1930-31
 Art Gagne 1931-32
 Hap Emms 1931-32 to 33-34
 Gord Pettinger 1934-35 to 37-38
 Earl Roche 1934-35
 Scotty Bowman 1934-35
 Wally Kilrea 1934-35
 Red Beattie 1937-38
 Ken Doraty 1937-38
 Eddie Wares 1937-38 to 42-43
 Billy Thompson 1938-39
 Sid Abel 1939-40
 Adam Brown 1943-44; 45-46 to 46-47
 Jud McAtee 1944-45
 Byron McDonald 1944-45
 Pete Horeck 1946-47 to 48-49
 Barry Sullivan 1947-48
 Max McNab 1949-50
 Gaye Stewart 1950-51
 Marty Pavelich 1951-52 to 56-57
 John Wilson 1957-58

DETROIT RED WINGS ALL-TIME NUMBERS

DETROIT RED WINGS ALL-TIME NUMBERS

Nick Mickowski.....	1957-58 to 58-59	Ab McDonald.....	1971-72
Gary Aldcorn.....	1959-60 to 60-61	Henry Boucha.....	1971-72
Vic Stasiuk.....	1960-61 to 62-63	Randy Manery.....	1971-72
Warren Godfrey.....	1963-64	Bob Cook.....	1972-73
Irv Spencer.....	1963-64 to 64-65	Garnet Bailey.....	1972-73 to 73-74
Lowell MacDonald.....	1964-65	Dan Gruen.....	1973-74
John MacMillan.....	1964-65	Marcel Dionne.....	1974-75
Bob Dillabough.....	1964-65	Bryan Hextall.....	1975-76
Jim Watson.....	1964-65	J.P. Leblanc.....	1975-76 to 77-78
Val Fonteyne.....	1964-65 to 65-66	Fern Leblanc.....	1977-78
Pete Mahovlich.....	1966-67; 68-69	Errol Thompson.....	1977-78 to 80-81
Jim Peters Jr.....	1966-67 to 67-68	Brent Peterson.....	1980-81 to 81-82
Gerry Abel.....	1966-67	Tom Rowe.....	1982-83
Gary Monahan.....	1969-70	Ivan Boldirev.....	1982-83 to 84-85
Gary Croteau.....	1969-70	Adam Oates.....	1985-86
Hank Monteith.....	1969-70 to 70-71	Billy Carroll.....	1985-86 to 86-87
Don Luce.....	1970-71	Adam Graves.....	1987-88 to 89-90
Leon Rochefort.....	1971-72 to 72-73	Sheldon Kennedy.....	1989-90 to 90-91
Brian Lavender.....	1972-73	Jimmy Carson.....	1991-92 to 92-93
Len Fontaine.....	1973-74	Mile Sillingier.....	1993-94 to 94-95
Chris Evans.....	1973-74	Bob Errey.....	1994-95 to 96-97
Hank Nowak.....	1974-75		
Walt McKechnie.....	1974-75 to 76-77; 81-82 to 82-83		
Rick Bowness.....	1977-78		
John Taft.....	1978-79		
Lorry Gloeckner.....	1978-79		
Pete Mahovlich.....	1979-80 to 80-81		
Murray Craven.....	1983-84		
Blake Dunlop.....	1983-84		
Brad Smith.....	1984-85		
Rick Zombo.....	1984-85		
Ted Speers.....	1985-86		
Shawn Burr.....	1984-85 to 94-95		
Mathieu Dandenault.....	1995-96 to 03-04		
Dan Cleary.....	2005-06 to 12-13; 14-15		
Daniel Alfredsson.....	2013-14		

NO. 13

Harold Hart..... 1926-27
Vyacheslav Kozlov..... 1991-92 to 00-01
Pavel Datsyuk..... 2001-02 to 15-16

NO. 14

Herb Stuart..... 1926-27
Percy Traub..... 1927-28
Frank Daley..... 1928-29
Rusty Hughes..... 1929-30
Stan McCabe..... 1930-31
Doug Young..... 1931-32
Stu Evans..... 1932-33
Fred Robertson..... 1933-34
Lloyd Gross..... 1933-34

FILED LADINA.....2010-17 TO PRESENT	Gus Marker.....	1933-34
NO. 12	Desse Roche.....	1934-35

Fred Gordon	1926-27	Lorne Duguid	1934-35
Larry Aurie	1927-28	Wilf Starr	1935-36
Pete Bellefeuille	1928-29	Mud Bruneteau	1935-36 to 37-38
Red Green	1928-29	Hal Mackie	1936-37 to 37-38
Jim Herberts	1929-30	Alex Motter	1937-38 to 38-39
Stan McCabe	1929-30	Sid Abel	1938-39
John Sorrell	1930-31 to 31-32	Gus Giesebrecht	1939-40 to 41-42
Walt Buswell	1932-33 to 34-35	Ken Kilrea	1939-40
Hec Kilrea	1935-36 to 39-40	Joe Fisher	1939-40
Byron McDonald	1939-40	Gerry Brown	1941-42
Sid Abel	1940-41 to 42-43; 46-47 to 51-52	Joe Carveth	1942-43
	(Retired Apr. 29, 1995)	Bernie Ruelle	1943-44
Joe Carveth	1943-44 to 45-46	Bill Jennings	1943-44
Glen Skov	1952-53 to 54-55	Ted Lindsay	1944-45 to 46-47
Ed Sanford	1955-56	Bep Guidolin	1947-48 to 48-49
Metro Prystai	1955-56 to 57-58	Bud Poile	1948-49
Bill Dineen	1957-58	Pete Babando	1949-50
Tony Leswick	1957-58	Metro Prystai	1950-51
Dunc Fisher	1958-59	Glen Skov	1950-51 to 51-52
Gene Achtmichuk	1958-59	Reg Sinclair	1952-53
Stu McNeill	1958-59	Dutch Reibel	1953-54 to 54-55
Chuck Holmes	1958-59	Real Chevriřis	1955-56
Val Fonteyne	1959-60 to 61-62	Lorne Ferguson	1955-56 to 57-58
Alex Faulkner	1962-63 to 63-64	Jack McIntyre	1957-58 to 58-59
Pit Martin	1963-64	Claude Laforge	1958-59
John MacMillan	1963-64	Gerry Melnyk	1959-60 to 60-61
Bob Dillabough	1963-64	Ed Litzzenberger	1961-62
Ron Murphy	1964-65 to 65-66	Len Lunde	1961-62
Bruce MacGregor	1965-66 to 70-71	Bill McNeill	1962-63
Tom Miller	1970-71	Larry Jeffrey	1962-63 to 64-65

DETROIT RED WINGS ALL-TIME NUMBERS

Butch Paul	1964-65	Marty Pavelich	1949-50 to 50-51
Billy Harris	1965-66	Larry Wilson	1951-52
Parker MacDonald	1965-66 to 66-67	Alex Delvecchio	1951-52 to 54-55
Murray Hall	1966-67	Lorne Davis	1954-55
Doug Roberts	1966-67 to 67-68	Larry Hillman	1954-55 to 55-56
Real Lemieux	1966-67	Billy Dea	1956-57 to 57-58
Craig Cameron	1966-67	Metro Prystai	1957-58
Gary Marsh	1967-68	Dennis Olson	1957-58
Nick Libett	1967-68 to 78-79	Don Poile	1957-58
Dennis Sobchuk	1979-80	Billy McNeill	1958-59 to 59-60
Alex Pirus	1979-80	Jack McIntyre	1959-60
Mike Blaisdell	1980-81	Howie Glover	1960-61 to 61-62
Mal Davis	1980-81	Charlie Holmes	1961-62
Don Murdoch	1981-82	Wayne Rivers	1961-62
Stan Weir	1982-83	Pit Martin	1961-62
Lane Lambert	1983-84 to 85-86	Allan Johnson	1962-63
Doug Shedden	1985-86 to 86-87	Andre Pronovost	1962-63 to 63-64
Brent Ashton	1986-87 to 87-88	Ted Lindsay	1964-65
Miroslav Frycer	1988-89	Irv Spencer	1965-66
Randy McKay	1988-89	Gary Jarrett	1966-67
Torrie Robertson	1988-89 to 89-90	Ray Cullen	1966-67
Brent Fedyk	1990-91 to 91-92	Bart Crashley	1967-68
Jim Hiller	1992-93	Galen Head	1967-68
Andrew McKim	1994-95	Ron Anderson	1968-69
Aaron Ward	1996-97	Fred Speck	1968-69
Brendan Shanahan	1996-97 to 05-06	Sandy Snow	1968-69
Derek Meech	2007-08 to 09-10	Hank Monteith	1968-69 to 69-70
Gustav Nyquist	2011-12 to 18-19	Al Karlander	1969-70 to 72-73

NO. 15

Jack Arbour	1926-27	Rene Leclerc	1970-71
Frank Sheppard	1927-28	Robbie Florek	1973-74
Pete Bellefeuille	1929-30	Bill Hogaboam	1973-74 to 75-76
Roland Matte	1929-30	Brian Watts	1975-76
Jim Creighton	1930-31 to 31-32	Fred Williams	1976-77
John Newman	1930-31	Paul Woods	1977-78 to 83-84
Hec Kilrea	1931-32	Claude Loiselle	1984-85
Gus Marken	1932-33	Chris Cichocki	1985-86 to 86-87
Ron Moffatt	1932-33	Mel Bridgman	1986-87 to 87-88
Gord Pettinger	1933-34	Paul MacLean	1988-89
Gene Carrigan	1933-34	Brent Fedyk	1989-90
George Patterson	1934-35	Johan Garpenlov	1990-91 to 91-92
Lloyd Gross	1934-35	Sheldon Kennedy	1992-93 to 93-94
Wilf Starr	1934-35	Mike Ramsey	1995-96
Pete Kelly	1935-36 to 36-37	Tomas Holmstrom	1996-97 to 97-98
John Sherf	1937-38 to 38-39	Dmitri Mironov	1997-98
Clarence Drouillard	1937-38	Todd Gill	1998-99
Carl Liscombe	1937-38	Yan Golubovskiy	1999-00
Ron Hudson	1937-38	Pat Verbeek	1999-00 to 00-01
Don Deacon	1938-39	Ladislav Kohn	2001-02
Dave Trotter	1938-39	Jason Woolley	2002-03 to 03-04
Phil Besler	1938-39	Josh Langfeld	2006-07
Eddie Bush	1938-39	Riley Sheahan	2011-12 to 17-18
Buck Jones	1938-39		
Jack Keating	1939-40		
Connie Brown	1939-40, 41-42		
Archie Wilder	1940-41		
Ed Bruneteau	1940-41; 44-45 to 47-48		
Ken Kilrea	1941-42; 42-43		
Bill Quackenbush	1942-43		
Cully Simon	1942-43		
Frank Bennett	1943-44		
Dalton Smith	1943-44		
Billy Reay	1943-44		
Lude Check	1943-44		
Larry Thibeault	1944-45		
Enio Sclisizzi	1947-48		
Fern Gauthier	1948-49		
Nelson Podolsky	1948-49		

NO. 16

Harold Hicks	1930-31
Leroy Goldsworthy	1930-31
Emil Hanson	1932-33
Carl Voss	1932-33
Gus Marker	1933-34
Harry Foster	1933-34
Wilf Starr	1933-34
Ron Moffatt	1933-34
Yank Boyd	1934-35
Scotty Bowman	1935-36 to 38-39
John Gallagher	1936-37
Rollie Roulston	1936-37 to 37-38
Buck Jones	1938-39
Jack Stewart	1938-39
Jim Orlando	1939-40
Les Douglas	1940-41

DETROIT RED WINGS ALL-TIME NUMBERS

Clarence Behling	1940-41	Frank Kane	1943-44
Bill Jennings	1940-41 to 42-43	Jud McAtee	1943-44
Joe Fisher	1941-42 to 42-43	Ken Kilrea	1943-44
Adam Brown	1941-42 to 42-43	Hy Buller	1943-44
Connie Brown	1942-43	Tony Bukovich	1943-44
Bill Quackenbush	1943-44 to 45-46	Billy Thompson	1943-44
Rollie Rossignol	1943-44	Steve Wochy	1944-45
Steve Wochy	1946-47	Earl Siebert	1944-45 to 45-46
Gerry Couture	1946-47	Doug McCaig	1945-46
Lloyd Doran	1946-47	Gordie Howe	1946-47 to 47-48
Calum MacKay	1946-47	Don Morrison	1947-48 to 48-49
Jim McFadden	1947-48 to 50-51	Pat Lundy	1948-49
John Wilson	1951-52 to 54-55	Fred Glover	1949-50; 51-52
Fred Glover	1951-52	Joe Carveth	1949-50 to 50-51
Enio Scisizzi	1951-52	Metro Prystai	1950-51
Norm Ullman	1955-56 to 57-58	Alex Delvecchio	1950-51
Jack Hendrickson	1958-59	John Wilson	1951-52
Jake McIntyre	1958-59 to 59-60	Red Almas	1952-53
Brian Smith	1959-60 to 60-61	Larry Wilson	1952-53
Claude Laforge	1960-61	Marcel Bonin	1952-53 to 53-54
Ed Diachuk	1960-61	Bill Dineen	1953-54 to 56-57
Bruce MacGregor	1960-61 to 65-66	Forbes Kennedy	1957-58 to 59-60
Bob Wall	1965-66	Murray Oliver	1959-60
Ted Hampson	1966-67 to 67-68	Allan Johnson	1960-61
Garry Unger	1967-68	Claude Laforge	1961-62
Ron Harris	1968-69 to 71-72	Bo Elik	1962-63
Henry Boucha	1972-73 to 73-74	Roger Lafreniere	1962-63
Earl Anderson	1974-75	Floyd Smith	1962-63 to 67-68
Michel Bergeron	1974-75 to 77-78	Ted Hampson	1964-65
Andre St. Laurent	1977-78 to 78-79	Wayne Connelly	1968-69 to 70-71
Tom Webster	1979-80	Tim Ecclestone	1970-71 to 73-74
Rejean Cloutier	1979-80	Pierre Jarry	1973-74 to 74-75
Jody Gage	1980-81	Brian Murphy	1974-75
Mark Kirtton	1981-82 to 82-83	Ken Mann	1975-76
Bobby Francis	1982-83	Bobby Sheehan	1976-77
Kelly Kisio	1982-83 to 85-86	Steve Coates	1976-77
Ric Seiling	1986-87	Al McDonough	1977-78
John Chabot	1987-88 to 90-91	Dave Hanson	1978-79
Vladimir Konstantinov	1991-92 to 96-97	Rob Plumb	1978-79
		Mike Foligno	1979-80 to 81-82

NO. 17

Frank Frederickson	1930-31	Mark Lofthouse	1981-82
Leroy Goldsworthy	1932-33	Bob Crawford	1982-83
Ron Moffatt	1933-34 to 34-35	Brad Smith	1982-83
Burr Williams	1933-34	Ed Johnstone	1983-84
Gene Carrigan	1933-34	Gerald Gallant	1984-85 to 92-93
Ed Wiseman	1935-36	Doug Brown	1994-95 to 00-01
Wally Kilrea	1935-36, 37-38	Brett Hull	2001-02 to 03-04
Art Giroux	1935-36	Brad Norton	2006-07
John Sherf	1935-36	Kyle Calder	2006-07
Don Deacon	1936-37	Dallas Drake	2007-08
Hal Mackie	1936-37	Patrick Eaves	2009-10 to 13-14
John Gallagher	1936-37	David Legwand	2013-14
Jim Orlando	1936-37 to 37-38	Dan Cleary	2014-15
Carl Liscombe	1937-38	Brad Richards	2015-16
Ron Hudson	1937-38	David Booth	2017-18
Pete Bessone	1937-38	FILIP HRONEK	2018-19 TO PRESENT
Ken Doraty	1937-38		
John Doran	1937-38		
John Sorrell	1937-38		
Mud Bruneteau	1937-38	Bob Davis	1932-33
Charlie Conacher	1938-39	Ron Moffatt	1933-34
Cecil Dillon	1939-40	Rollie Roulston	1935-36
Bert Peer	1939-40	John Sherf	1936-37
Joe Carveth	1940-41 to 41-42	Charlie Mason	1938-39
Joe Fisher	1940-41	Jack Stewart	1938-39
Bob Whitelaw	1941-42	Connie Brown	1938-39; 40-41
Harry Watson	1942-43	Pete Kelly	1938-39
John Sherf	1943-44	Don Grosso	1939-40
		Hec Kilrea	1939-40

NO. 18

DETROIT RED WINGS 2019-20 MEDIA GUIDE | 285

NO. 17		Mike Foligno	1979-80 to 81-82
Frank Frederickson	1930-31	Jody Gage	1981-82
Leroy Goldsworthy	1932-33	Mark Lofthouse	1982-83
Ron Moffatt	1933-34 to 34-35	Bob Crawford	1982-83
Burr Williams	1933-34	Brad Smith	1982-83
Gene Carrigan	1933-34	Ed Johnstone	1983-84
Ed Wiseman	1935-36	Gerald Gallant	1984-85 to 92-93
Wally Kilrea	1935-36, 37-38	Doug Brown	1994-95 to 00-01
Art Giroux	1935-36	Brett Hull	2001-02 to 03-04
John Sherf	1935-36	Brad Norton	2006-07
Don Deacon	1936-37	Kyle Calder	2006-07
Hal Mackie	1936-37	Dallas Drake	2007-08
John Gallagher	1936-37	Patrick Eaves	2009-10 to 13-14
Jim Orlando	1936-37 to 37-38	David Legwand	2013-14
Carl Liscombe	1937-38	Dan Cleary	2014-15
Ron Hudson	1937-38	Brad Richards	2015-16
Pete Bessone	1937-38	David Booth	2017-18
Ken Doraty	1937-38	FILIP HRONEK	2018-19 TO PRESENT
John Doran	1937-38		
John Sorrell	1937-38		
Mud Bruneteau	1937-38	Bob Davis	1932-33
Charlie Conacher	1938-39	Ron Moffatt	1933-34
Cecil Dillion	1939-40	Rollie Roulston	1935-36
Bert Peer	1939-40	John Sherf	1936-37
Joe Carveth	1940-41 to 41-42	Charlie Mason	1938-39
Joe Fisher	1940-41	Jack Stewart	1938-39
Bob Whitelaw	1941-42	Connie Brown	1938-39, 40-41
Harry Watson	1942-43	Pete Kelly	1938-39
John Sherf	1943-44	Don Grosso	1939-40
		Hec Kilrea	1939-40

NO. 18

DETROIT RED WINGS ALL-TIME NUMBERS

Dutch Hiller	1941-42	Robbie Russo	2016-17
Pat McReavy	1941-42		
Doug McCaig	1941-42	NO. 19	
Cully Simon	1942-43	Jack Stewart	1938-39
John Holota	1942-43; 45-46	Sid Abel	1938-39
Les Douglas	1942-43	Gus Giesebrecht	1938-39
Jud McAtee	1942-43	Ron Hudson	1939-40
Bernie Ruelle	1943-44	Art Herchenratter	1940-41
Ed Bruneteau	1943-44 to 44-45	Hal Jackson	1940-41
Hy Buller	1943-44	Harry Watson	1945-46
Gerry Brown	1945-46	Cliff Simpson	1946-47
Rollie Rossignol	1945-46	Les Douglas	1946-47
Jim Conacher	1945-46 to 48-49	Tony Licari	1946-47
Doug Baldwin	1946-47	Hugh Millar	1946-47
Gerry Couture	1948-49 to 50-51	Max McNab	1947-48
Marcel Pronovost	1951-52	Marty Pavelich	1947-48 to 48-49
Larry Ziedel	1952-53	Steve Black	1949-50 to 50-51
Bill Folk	1952-53	Vic Stasiuk	1950-51; 52-53 to 54-55
Jim Hay	1952-53; 54-55	Larry Ziedel	1951-52 to 52-53
Al Arbour	1953-54	Bill Folk	1951-52
Ed Zeniuk	1954-55	Larry Jankowski	1952-53
Keith Allen	1954-55	Steve Hrvrnak	1952-53
Bucky Hollingworth	1955-56 to 56-57	Keith Allen	1953-54
Dale Anderson	1956-57	Don Poile	1954-55
Gord Strate	1957-58	Jerry Toppazini	1955-56
Pete Goegon	1957-58; 62-63 to 64-65	Murray Costello	1955-56 to 56-57
Gus Morton	1958-59	Billy McNeill	1956-57; 63-64
Jim Morrison	1959-60	Tom McCarthy	1957-58 to 58-59
Lloyd Haddon	1959-60	Brian Smith	1957-58
Gerry Odrowski	1960-61 to 61-62	Dave Amadio	1957-58
Ron Harris	1962-63	Bucky Hollingworth	1957-58
Dave Lucas	1962-63	Gerry Ehman	1958-59
Ian Cushenan	1963-64	Gord Strate	1958-59
John Miszuk	1963-64	Lou Marcon	1958-59 to 59-60
Gary Bergman	1964-65	Pete Goegon	1959-60
Bryan Watson	1965-66 to 66-67	Parker MacDonald	1960-61
Ted Taylor	1966-67	Marc Roileau	1961-62
Warren Godfrey	1966-67	Bob Dillabough	1961-62
Jim Watson	1967-68	Val Fonteyne	1962-63
Dan Lawson	1968-69	Wayne Muloin	1963-64
Ed Hatoum	1968-69	John MacMillan	1963-64
Matt Ravlich	1969-70	Paul Henderson	1963-64 to 67-68
Dale Rolfe	1969-70	Pete Stemkowski	1968-69 to 70-71
Gerry Hart	1970-71 to 71-72	Hank Monteith	1970-71
Bill Sutherland	1971-72	Doug Volmar	1970-71
Rick McCann	1971-72	Jim Krulicki	1970-71
Len Fontaine	1972-73	Bob Wall	1971-72
Blair Stewart	1973-74	Gary Doak	1972-73
Brian Lavender	1973-74	Rick Foley	1973-74
Bryan Watson	1973-74 to 76-77	Ted Harris	1973-74
Kevin Schamehorn	1976-77	Jean Hamel	1973-74
Rob Plumb	1977-78	Mike Korney	1974-75 to 75-76
Fern Leblanc	1978-79	Barry Salovaara	1974-75
J.P. Leblanc	1978-79	Mike Wong	1975-76
Mal Davis	1978-79	Rick Wilson	1976-77
George Lyle	1979-80 to 81-82	John Hiltworth	1977-78
Danny Gare	1981-82 to 85-86	Dennis Hull	1977-78
Basil McRae	1986-87	Roland Cloutier	1978-79
Mark Kumpel	1986-87 to 87-88	Dan Bolduc	1978-79 to 79-80
Kris King	1988-89	Mal Davis	1980-81
Kevin McClelland	1989-90 to 90-91	Gary MacAdam	1980-81
Alan Kerr	1991-92	Eric Vail	1981-82
John Ogradnick	1992-93	Ivan Boldirev	1982-83
Chris Tancill	1992-93	Randy Ladouceur	1982-83
Mark Pederson	1993-94	Steve Yzerman	1983-84 to 05-06 (retired Jan. 2, 2007)
Mike Krushelnyski	1994-95		
Kirk Maltby	1995-96 to 09-10	NO. 20	
Ian White	2011-12 to 12-13	Sid Abel	1938-39
Joakim Andersson	2013-14 to 15-16		

DETROIT RED WINGS ALL-TIME NUMBERS

Jack Keating	1938-39	Bucky Hollingworth	1957-58
Bob Whitelaw	1940-41	Jack Hendrickson	1957-58
Rudy Zunich	1943-44	Billy McNeill	1957-58
Tony Bukovich	1944-45	Charlie Burns	1958-59
Gerry Couture	1945-46	John McKenzie	1959-60 to 60-61
John Mowers	1946-47	Lou Marcon	1960-61; 62-63
Red Kelly	1947-48 to 48-49	Larry Jeffrey	1961-62 to 62-63
Enio Scisizzi	1948-49 to 49-50	Eddie Joyal	1962-63 to 64-65
Larry Wilson	1949-50	Ted Hampson	1963-64
Glen Skov	1949-50	Val Fonteyne	1964-65
Gord Haidy	1949-50	Andre Pronovost	1964-65
Leo Gravelle	1950-51	Claude Laforge	1964-65
Max McNab	1950-51	Jim Peters Jr.	1964-65
Jim Hay	1953-54	Andy Bathgate	1965-66 to 66-67
Jim Peeters	1953-54	Warren Godfrey	1967-68
Marcel Bonin	1954-55	John Brennamen	1967-68
John Bucyk	1955-56 to 56-57	Irv Spencer	1967-68
Don Poile	1957-58	Pete Mahovich	1967-68
Bob Bailey	1957-58	Jim Watson	1968-69
Len Lunde	1958-59 to 61-62	Gerry Hart	1968-69
Bob Solinger	1959-60	Mike McMahon	1969-70
Howie Young	1961-62	Billy Dea	1969-70 to 70-71
Parker MacDonald	1961-62 to 64-65	Mike Robitaille	1970-71
Don McKenney	1965-66	Serge Lajeunesse	1971-72
Murray Hall	1965-66	Ron Stackhouse	1971-72 to 73-74
Dean Prentice	1965-66 to 68-69	Jack Lynch	1973-74
Ed Hatoum	1969-70	Danny Grant	1974-75 to 77-78
Jim Niekamp	1970-71	Roland Cloutier	1977-78
Mickey Redmond	1970-71 to 75-76	J.P. Leblanc	1977-78
Dwight Schofield	1976-77	Dan Labraaten	1978-79 to 80-81
Don Martineau	1976-77	Earl Ingarfield	1980-81
Vaclav Nedomansky	1977-78 to 81-82	Mike Blaisdell	1981-82 to 82-83
Dwight Foster	1982-83 to 85-86	Claude Loiselle	1983-84; 85-86
Tim Higgins	1986-87 to 88-89	Brad Smith	1983-84
Greg C. Adams	1989-90	Jody Gage	1983-84
Marc Potvin	1990-91	Frank Cernik	1984-85
Brad Marsh	1990-91 to 91-92	Adam Oates	1986-87 to 88-89
Martin Lapointe	1992-93 to 00-01	Borje Salming	1989-90
Luc Robitaille	2001-02 to 02-03	Paul Ysebaert	1990-91 to 92-93
Mark Mowers	2003-04	Bob Halkidis	1993-94 to 94-95
Robert Lang	2003-04 to 06-07	Mark Ferner	1994-95
Aaron Downey	2007-08 to 08-09	Bob Errey	1995-96 to 96-97
Brad May	2009-10	Darryl Laplante	1997-98 to 99-00
Drew Miller	2009-10 to 16-17	Boyd Devereaux	2000-01 to 03-04
DYLAN McILRATH	2018-19 TO PRESENT	Ville Leino	2008-09 to 09-10
		Tomas Tatar	2010-11 to 17-18

NO. 21

Pete Kelly	1938-39
Ken Kilrea	1938-39; 40-41
Carl Smith	1943-44
Doug McCaig	1945-46
Rollie McLenahan	1945-46
Thain Simon	1946-47
Al Dewberry	1946-47
Enio Scisizzi	1947-48
Rod Morrison	1947-48
Lee Fogolin	1948-49
Marcel Pronovost	1950-51
Guyle Fielder	1952-53
Bill Dineen	1953-54
Earl Johnson	1953-54
Gilles Dube	1953-54
Norm Corcoran	1955-56
Ed Stankiewicz	1955-56
Cummy Burton	1955-56
Gerry Melnyk	1955-56
Gord Strate	1956-57
Tom McCarthy	1956-57
Bob Bailey	1956-57

NO. 22

Don Deacon	1938-39
Hy Butler	1944-45
Les Douglas	1945-46
Doug McCaig	1946-47
Ed Bruneteau	1947-48
Fred Glover	1948-49
Al Dewsbury	1949-50
Marcel Pronovost	1949-50
Clare Raglan	1950-51
Ben Woit	1950-51
Vic Stasiuk	1951-52
Glenn Hall	1952-53
Len Haley	1959-60 to 60-61
Stu McNeill	1959-60
Paul Henderson	1962-63
Gerry Odrowski	1962-63
Bob Dillabough	1962-63
Roger Crozier	1963-64
Harrison Gray	1963-64
Pat Rupp	1963-64

DETROIT RED WINGS ALL-TIME NUMBERS

Bob Champoux	1963-64
Carl Wetzel	1964-65
Butch Paul	1964-65
Pete Goegan	1964-65
Ab McDonald	1965-66 to 66-67
Howie Young	1966-67
Dan Lawson	1967-68
Nick Libett	1967-68
Ron Anderson	1967-68
Bob Falkenberg	1970-71
Rick McCann	1970-71
Bill Collins	1970-71 to 73-74
Blair Stewart	1973-74
Nelson Pyatt	1974-75
Dennis Polonich	1974-75
Larry Giroux	1974-75
Mike Wong	1975-76
Dennis Hextall	1975-76 to 78-79
Bill Hogaboam	1978-79 to 79-80
Glen Hicks	1980-81
Greg Joly	1981-82 to 82-83
Murray Craven	1982-83
Brad Park	1983-84 to 84-85
Doug Houda	1985-86
Glenn Merkosky	1985-86
Dave Barr	1986-87 to 90-91
Martin Lapointe	1991-92
Dino Ciccarelli	1992-93 to 95-96
Mike Knuble	1996-97 to 97-98
Phillipe Audet	1998-99
Yuri Butsayev	1999-00 to 00-01
Anders Myrvold	2003-04
Brett Lebda	2005-06 to 09-10
Mike Commodore	2011-12
Jordin Tootoo	2012-13 to 13-14
Matt Lortie	2016-17
Wade Megan	2018-19

NO. 23

Enio Schlisizzi	1946-47
Ed Nicholson	1947-48
John Wilson	1949-50 to 50-51
Marcel Pronovost	1950-51
Warren Godfrey	1964-65
Bob Wall	1964-65
Gary Bergman	1965-66
Pete Goegan	1966-67
Dave Rochefort	1966-67
Pete Stelmowski	1967-68
Doug Volmar	1969-70
Jim Shires	1970-71
Guy Charron	1970-71
Robbie Ftorek	1972-73
Rick Newell	1972-73
Bill Hogaboam	1972-73
Dan Gruen	1972-73
Tord Lundstrom	1973-74
Nelson Pyatt	1973-74
Nelson DeBenedet	1973-74
Bill Lochead	1974-75 to 78-79
Roland Cloutier	1978-79
Glen Hicks	1979-80
Mark Kirtton	1980-81
Mark Osborne	1981-82 to 82-83
Bob Manno	1983-84 to 84-85
Rick MacLeish	1983-84
Basil McRae	1985-86
Rick Zombo	1985-86
Lee Norwood	1986-87 to 90-91

Kevin Miller	1990-91 to 91-92
Mike Sillinger	1992-93
Greg Johnson	1993-94 to 96-97
Mike Ramsey	1996-97
Stacy Roest	1999-00 to 02-03
Todd Gill	1999-00 to 00-01
Mathieu Schneider	2002-03 to 06-07
Brad Stuart	2007-08 to 11-12
BRIAN LASHOFF	2012-13 TO 14-15; 16-17
Scott Wilson	2017-18
DOMINIC TURGEON	2017-18 TO PRESENT

NO. 24

Calum MacKay	1948-49
Gerry Reid	1948-49
Al Dewsbury	1949-50
Fred Glover	1950-51
Bob Dillabough	1964-65
Bart Crashley	1965-66 to 66-67
Gary Doak	1965-66
Pete Mahovich	1965-66
Jim Watson	1965-66
Leo Boivin	1965-66
Bob McCord	1966-67
Randy Manery	1970-71
Brian Conacher	1971-72
Ken Murray	1972-73
Brent Hughes	1973-74
Rick McCann	1974-75
Tom Mellor	1974-75
Rene Drolet	1974-75
Frank Bathe	1974-75 to 75-76
Jim Nahrang	1975-76
Greg Joly	1976-77 to 80-81
Derek Smith	1981-82 to 82-83
Brian Johnson	1983-84
Murray Craven	1983-84
Larry Trader	1984-85
Pierre Aubry	1984-85
Bob Probert	1985-86 to 93-94
Chris Chelios	1998-99 to 08-09
Brad May	2009-10
Ruslan Salei	2010-11
Damien Brunner	2012-13

NO. 25

Don Grosso	1938-39
Fern Gauthier	1946-47
Cliff Simpson	1946-47
Tom Gratton	1947-48
Leo Fogolin	1947-48
Ed Stankiewicz	1953-54
Hank Bassen	1963-64
Murray Hall	1964-65 to 65-66
Warren Godfrey	1965-66
Jim Peters	1965-66
Doug Roberts	1965-66
Bob McCord	1965-66
George Gardner	1965-66
Serje Lajeunesse	1972-73
Tom Mellor	1973-74
Rick Newell	1973-74
Blair Stewart	1974-75
Mike Bloom	1974-75 to 76-77
Dave Kelly	1976-77
Larry Wright	1977-78
Bjorn Skaare	1978-79
Greg Carroll	1979-80
Kevin Schamehorn	1979-80

DETROIT RED WINGS ALL-TIME NUMBERS

John Ogradnick	1979-80 to 86-87; 92-93	Kevin Miller	2003-04
Dave Lewis	1986-87 to 87-88	Tomas Kopecky	2005-06 to 06-07
Jim Pavese	1987-88 to 88-89	Brian Rafalski	2007-08 to 10-11
Randy McKay	1988-89	Carlo Colaiacovo	2012-13
Mark Habscheid	1989-90 to 90-91	Marek Zidlicky	2014-15
Troy Crowder	1991-92	Luke Witkowski	2017-18 to 18-19
Darren McCarty	1993-94 to 03-04; 07-08 to 08-09		
Cory Emmerton	2012-13 to 13-14		

MIKE GREEN.....2015-16 TO PRESENT

NO. 26

Nelson Pyatt	1973-74
Doug Roberts	1973-74 to 74-75
Al Cameron	1975-76 to 78-79
Steve Short	1978-79
Jim Korn	1979-80 to 81-82
Larry Trader	1982-83
Ken Solheim	1982-83
Barry Melrose	1983-84
Joe Kocur	1984-85 to 90-91; 96-97 to 99-00
Ray Sheppard	1991-92 to 94-95
Wes Walz	1995-96
Anders Eriksson	1996-97
Jiri Hudler	2003-04 to 08-09; 10-11 to 11-12
Tomas Jurco	2013-14 to 16-17
Thomas Vanek	2018-19

NO. 27

Max McNab	1947-48
Doug McKay	1949-50
Frank Mahovlich	1967-68 to 70-71
Doug Volmar	1971-72
Denis DeJordy	1973-74
Jim Rutherford	1973-74
Brian McCutcheon	1974-75
Phil Roberto	1974-75 to 75-76
Buster Harvey	1975-76 to 76-77
Bob Ritchie	1976-77 to 77-78
Brent Peterson	1978-79 to 80-81
Brad Smith	1980-81 to 81-82; 83-84
Reg Leach	1982-83
Pierre Aubry	1983-84
Darryl Sittler	1984-85
Harold Snepsts	1985-86 to 87-88
Doug Houda	1988-89 to 90-91
Brian MacLellan	1991-92
Jim Cummins	1992-93
Micah Aivazoff	1993-94
Jason York	1994-95
Mark Ferner	1994-95
Marc Bergevin	1995-96
Aaron Ward	1996-97 to 00-01
Fredrik Olausson	2001-02
Patrick Boileau	2002-03
Darryl Bootland	2003-04 to 2006-07
Kyle Quincey	2011-12 to 2015-16
MICHAEL RASMUSSEN	2018-19 TO PRESENT

NO. 28

Barry Salovaara	1975-76
Reed Larson	1976-77 to 85-86
Dale Krentz	1986-87; 88-89
Brent Fedyk	1987-88
Bob Wilkie	1990-91
Sheldon Kennedy	1991-92
Dallas Drake	1992-93 to 93-94
Tomas Sandstrom	1996-97
Yan Golubovsky	1997-98 to 98-99
Steve Duchesne	1999-00 to 01-02

NO. 29

Terry Sawchuk	1968-69
Don Martineau	1975-76
Brian McCutcheon	1975-76 to 76-77
Fred Berry	1976-77
Ed Giacomin	1976-77
Tim Sheehy	1977-78
John Hilworth	1978-79 to 79-80
Joe Paterson	1980-81 to 81-82
Greg Stefan	1981-82
Ted Nolan	1981-82
Jim Rutherford	1983-84 to 86-87
Randy Ladouceur	1983-84 to 86-87
Gilbert Delorme	1986-87 to 88-89
Chris Kotsopoulos	1989-90
Randy McKay	1989-90 to 90-91
Doug Crossman	1991-92
Dennis Vial	1992-93
Aaron Ward	1993-94
Sergei Bautin	1993-94
Mike Vernon	1994-95 to 96-97
Todd Gill	1999-00
Jason Williams	2000-01 to 06-07; 09-10
Ty Conklin	2008-09; 11-12
Landon Ferraro	2013-14 to 2015-16
Steve Ott	2016-17

NO. 30

Hank Bassen	1965-66 to 66-67
George Gardner	1966-67 to 67-68
Roger Crozier	1967-68
Roy Edwards	1968-69 to 70-71
Jim Rutherford	1970-71
Gerry Gray	1970-71
Don McLeod	1970-71
Al Smith	1971-72
Denis DeJordy	1972-73
Doug Grant	1973-74
Bill McKenzie	1974-75
Terry Richardson	1974-75, 76-77
Pete McDuffe	1975-76
Ron Low	1977-78
Rogie Vachon	1978-79 to 79-80
Gilles Gilbert	1980-81
Corrado Micallef	1981-82
Greg Stefan	1982-83 to 89-90
Chris Osgood	1993-94 to 00-01; 05-06 to 10-11

NO. 31

Andy Brown	1971-72 to 72-73
Doug Grant	1974-75 to 75-76
Ed Giacomin	1975-76 to 77-78
Larry Lozinski	1980-81
Claude Legris	1980-81 to 81-82
Al Jensen	1980-81
Bob Sauve	1981-82
Corrado Micallef	1982-83
Chris Pusey	1985-86
Mark Laforest	1985-86 to 86-87
Darren Eliot	1987-88
Tim Cheveldae	1988-89
Alain Chevrier	1990-91

DETROIT RED WINGS ALL-TIME NUMBERS

Scott King	1991-92
Peter Ing	1993-94
Kevin Hodson	1995-96 to 98-99
Ken Wregget	1999-00
Curtis Joseph	2002-03 to 03-04
Joey MacDonald	2006-07 to 11-12
Jared Coreau	2016-17 to 17-18

NO. 32

Bruce Eakin	1985-86
Jeff Sharples	1986-87
Sam St. Laurent	1987-88
Tim Cheveldae	1989-90 to 93-94
Stu Grimson	1994-95 to 96-97
Maxim Kuznetsov	2000-01 to 01-02
Steve Thomas	2003-04
Tomas Kopecky	2005-06
Kris Newbury	2009-10
BRIAN LASHOFF	2017-18 TO PRESENT

NO. 33

Bob Manno	1983-84 to 84-85
Brent Ashton	1986-87
Doug Houda	1987-88
John Blum	1988-89
Yves Racine	1989-90 to 92-93
Kris Draper	1993-94 to 10-11

NO. 34

André St. Laurent	1983-84
Ed Johnstone	1985-86
Sam St. Laurent	1986-87
Jeff Sharples	1987-88 to 88-89
Daniel Shank	1989-90 to 90-91
Greg Millen	1991-92
Steve Maltais	1993-94
Anders Eriksson	1995-96
Norm Maracle	1997-98
Jamie Macoun	1997-98 to 98-99
Manny Legace	1999-00 to 05-06
Petr Mrazek	2012-13 to 17-18

NO. 35

Ken Holland	1983-84
Warren Young	1985-86
Gilbert Delorme	1986-87
Miroslav Ihnacik	1988-89
Sam St. Laurent	1988-89 to 89-90
Dave Gagnon	1990-91
Allan Bester	1990-91 to 91-92
Bob Essensa	1993-94
Marc Lamothe	2003-04
JIMMY HOWARD	2005-06 TO PRESENT

NO. 36

Steve Martinson	1987-88
Per Djoos	1990-91
Dennis Vial	1990-91 to 91-92
B. J. Young	1999-00
Derek Meech	2006-07
Garrett Stafford	2007-08
KADEN FULCHER	2018-19 TO PRESENT

NO. 37

Kris King	1987-88
John Mokosak	1989-90
Chris Luongo	1990-91
Vincent Riendeau	1991-92 to 93-94
Tim Taylor	1994-95 to 96-97
Kevin Hodson	1998-99

Marc Rodgers	1999-00
Mikael Samuelsson	2005-06 to 08-09; 12-13 to 13-14
Doug Janik	2009-10 to 11-12
EVGENY SVECHNIKOV	2016-17

NO. 38

Murray Eaves	1987-88
Jeff Brubaker	1988-89
Scott King	1990-91
Jason York	1992-93
Bobby Dollas	1992-93
Jason York	1993-94
Tim Taylor	1993-94
Norm Maracle	1998-99
Nathan Robinson	2003-04
Tom McCollum	2010-11; 14-15

NO. 39

Dale Krentz	1987-88
Brent Fedyk	1988-89
Doug Crossman	1990-91
Aaron Ward	1996-97
Stacy Roest	1999-00
Dominik Hasek	2001-02; 03-04; 06-07 to 07-08
Johan Franzen	2005-06
Jan Mursak	2010-11 to 12-13
ANTHONY MANTHA	2015-16 TO PRESENT

NO. 40

Rogie Vachon	1978-79
Gord Kruppke	1990-91
Jason York	1994-95
Mark Major	1996-97
Bill Ranford	1998-99
Henrik Zetterberg	2002-03 to 17-18

NO. 41

Ed Mio	1983-84 to 85-86
Brent Gilchrist	1997-98 to 01-02
Ray Whitney	2003-04
VALTERI FILPPULA	2005-06
Chris Conner	2011-12
LUKE GLENDENING	2013-14 TO PRESENT

NO. 42

Bernie Federko	1989-90
Sean Avery	2001-02
Don MacLean	2005-06
Mattias Ritola	2007-08 to 09-10
Martin Frk	2017-18 to 18-19

NO. 43

Murray Eaves	1989-90
Bill McDougall	1990-91
Matt Hussey	2006-07
DARREN HELM	2007-08 TO PRESENT

NO. 44

Glenn Merkosky	1989-90
Gord Kruppke	1993-94
Viacheslav Fetisov	1994-95
Anders Eriksson	1997-98 to 98-99
Yan Golubovskiy	1999-00
Mark Mowers	2003-04 to 05-06
Todd Bertuzzi	2006-07; 09-10 to 13-14
Mark Hartigan	2007-08
Aaron Downey	2008-09

DETROIT RED WINGS ALL-TIME NUMBERS

NO. 45
 Kyle Quincey 2005-06
 Dominic Turgeon 2017-18
JONATHAN BERNIER 2018-19 TO PRESENT

NO. 46
 Marc Potvin 1990-91 to 91-92
 Jakub Kindl 2009-10
 Ben Street 2016-17

NO. 47
 Jim Cummins 1991-92
 Alexey Marchenko 2013-14 to 15-16
 Libor Sulak 2018-19

NO. 48
 Gary Shuchuk 1990-91
 Chris Tancill 1991-92
 Cory Emmerton 2010-11 to 11-12
 Ryan Sproul 2013-14; 16-17

NO. 49
 Andrej Nestrasil 2014-15
 Eric Tangradi 2015-16

NO. 50
 Jonas Gustavsson 2012-13 to 14-15

NO. 51
 Dmitri Mironov 1997-98
VALTTERI FILPPULA 2006-07 TO 12-13
FRANS NIELSEN 2016-17 TO 18-19

NO. 52
 Dave Lewis 1986-87
 Ryan Barnes 2003-04
JONATHAN ERICSSON 2007-08 TO PRESENT

NO. 53
 Adam Almquist 2013-14
 Alexey Marchenko 2016-17
TARO HIROSE 2018-19

NO. 54
MATT PUEMPEL 2018-19 TO PRESENT

NO. 55
 Dave "Tiger" Williams 1984-85
 Keith Primeau 1990-91 to 95-96
 Larry Murphy 1996-97 to 00-01
 Dmitri Bykov 2002-03
 Niklas Kronwall 2003-04 to 18-19

NO. 56
 Teemu Pulkkinen 2013-14 to 15-16
RYAN KUFFNER 2018-19 TO PRESENT

NO. 57
 Mitch Callahan 2013-14; 16-17

NO. 59
TYLER BERTUZZI 2016-17 TO PRESENT

NO. 61
 Xavier Ouellet 2013-14 to 17-18
JACOB de la ROSE 2018-19 TO PRESENT

NO. 62
 Thomas Vanek 2016-17

NO. 63
 Joakim Andersson 2011-12 to 12-13

NO. 65
DANNY DeKEYSER 2012-13 TO PRESENT

NO. 70
CHRISTOFFER EHN 2018-19 TO PRESENT

NO. 71
 Wendel Clark 1998-99
 Jiri Slegl 2001-02
 Dan Cleary 2013-14
DYLAN LARKIN 2015-16 TO PRESENT

NO. 72
 Brad Smith 1984-85
 Erik Cole 2014-15
ANDREAS ATHANASIOU 2015-16 TO PRESENT

NO. 74
MADISON BOWEY 2018-19 TO PRESENT

NO. 76
 Fabian Brunnstrom 2011-12

NO. 77
 Paul Coffey 1992-93 to 95-96
 Dan Renouf 2016-17
EVGENY SVECHNIKOV 2017-18

NO. 81
 Marian Hossa 2008-09

NO. 82
 Tomas Kopecky 2007-08 to 08-09

NO. 83
 Tomas Nosek 2015-16 to 16-17
TREVOR DALEY 2017-18 TO PRESENT

NO. 84
 Jake Chelios 2018-19

NO. 85
 Petr Klima 1985-86 to 89-90; 98-99

NO. 90
 Mike Modano 2010-11
 Stephen Weiss 2013-14 to 14-15

NO. 91
 Sergei Fedorov 1990-91 to 02-03

NO. 93
 Johan Franzen 2006-07 to 15-16

NO. 95
 Danny Markov 2006-07

NO. 96
 Tomas Holmstrom 1997-98 to 11-12



4EVER

Prior to Detroit's 3-2 win against Toronto on Feb. 1, the Red Wings retired the No. 4 jersey of Red Kelly. The eight-time Stanley Cup champion (four with Detroit) became the eighth player to have his number retired by the organization, and also the eighth to have his number retired by two franchises (both Detroit and Toronto). The 1969 Hockey Hall of Fame inductee spent parts of 13 seasons with the Red Wings, totaling 472 points (162-310-472) in 846 games with the team. Although he finished his playing career as a center for the Maple Leafs, Kelly was a defenseman in Detroit and was the first-ever recipient of the James Norris Memorial Trophy in 1953-54.

MEDIA INFORMATION & GUIDELINES

PUBLIC RELATIONS DEPARTMENT

Todd Beam.....	Director of Public Relations
Kyle Kujawa	Communications Professional
Alex DiFilippo.....	Communications Professional
Luke Johns	Public Relations Assistant
Kevin Brown	Director of DRW Foundation and Community Relations
Anne Bowlby	Community Relations Manager
Merideth Gokey	Community Relations Coordinator
Kelsey Stewart.....	DRW Foundation Coordinator
Liz Caverly.....	Community Relations Assistant
Phone:.....	(313) 471-7518
Media Hotline:	(313) 471-7599
Community Relations Hotline:	(313) 471-7524
Team Website & Twitter Account:.....	www.DetroitRedWings.com @detroitredwings

CREDENTIALS: Access to Detroit Red Wings' home games and practices is available to accredited media specifically assigned to cover each event. Season credentials are granted to media covering ALL Red Wing home games.

Single-game credentials must be requested via email at least 24 hours in advance of each contest. Only previously approved media without season credentials should call the Media Hotline (313) 471-7599 at least 24 hours in advance and leave a message requesting a single-game credential as well as seating and/or photographer positions if necessary.

Single-game credentials may be picked up at the Huntington Entrance at the northwest corner of Little Caesars Arena beginning four hours prior to game time.

SEATING: Credentials permit access to the media lounge and to both team's post-game dressing rooms. The press box can be accessed by taking the northeast elevators (nearest the media entrance) to Level 5. Exit left off the elevator, and proceed down the hallway to access the bridge to the Michigan First Credit Union East Gondola on the left side. The upper level of the gondola is for press and scouts and the lower level seats home/visiting team personnel and broadcasts.

All media attending games are asked to

phone the Media Hotline (313) 471-7599 at least 24 hours in advance to request press box seating.

PRACTICE SCHEDULES: The Media Hotline will be updated daily with upcoming practice times and event information. When available, the visiting team's practice times in Detroit will be included in the message as well.

PHOTOGRAPHERS: Photo credentials will be issued on a single-game basis. Only those photographers on assignment from approved media outlets will be permitted access to games and practices. Photo Editors must call the Media Hotline 24 hours in advance with the names of photographers shooting the game.

Credentialed photo runners are not permitted to stand on or near any shooting positions on the arena concourse or inside the bowl at any time during the game. Failure to comply with this policy will result in immediate removal from the arena along with confiscation of that individual's game credential. **FREELANCE PHOTOGRAPHERS WILL NOT BE ISSUED CREDENTIALS.**

Photographers must shoot from designated photo areas only. Photo positions are assigned by the Red Wings' PR office and posted in the media lounge approximately two hours prior to game time.

MEDIA INFORMATION & GUIDELINES

Photographers requesting specific shooting locations must phone the Media Hotline (313) 471-7599 in advance of the game.

Photographers desiring to rent or use their own strobes must contact the Detroit Red Wings Public Relations Department at least 48 hours in advance of each contest.

TELEVISION COVERAGE: All local television stations are prohibited from shooting and distributing footage inside the Little Caesars Arena bowl beginning 30 minutes prior to each contest and until all broadcast television rightsholders have signed off the air. Footage from the arena property and outer concourse area is permitted as long as the ice surface does not appear in any way in the shot.

Television cameras in the bowl are limited to natural arena light whenever players are on the ice surface. All local television stations desiring to shoot inside Little Caesars Arena must request to do so in advance through the Detroit Red Wings Public Relations Department.

RADIO COVERAGE: All non-rightsholder radio stations are not permitted to broadcast live from inside Little Caesars Arena beginning 30 minutes prior to each contest and until all rightsholders have signed off the air.

MEDIA LOUNGE: Media work space is also available in the media lounge. The media lounge is also accessed through the northeast elevators down to the Event Level. Upon exiting the elevator, proceed through the double doors and make a left. The media lounge is a short walk down on the right side. A pre-game meal will be served 90 minutes prior to each contest. There is a minimal charge for the media. A work area with electrical outlets, wireless internet and televisions is available in the media lounge.

PARKING: Limited parking for credentialed media is available at no charge in the surface lot at 2721 Cass Ave., located at the corner of Cass Ave. and Temple St. Please include your parking requests when making credential requests to the Red Wings Public Relations Department. Media parking is limited and **NOT GUARANTEED.**

TICKETS: A limited number of single-game tickets to Red Wings home games are available for purchase by members of the media only. Please contact Director of Public Relations Todd Beam for ticket requests well in advance of the desired game.

2019-20 DETROIT SPORTS MEDIA ACTIVE MEMBERS

FOX Sports Detroit	George Blaha, Ken Daniels, Trevor Thompson
WDIV-TV	Bernie Smilovitz, Jamie Edmonds
WJBK-TV	Dan Miller, Jennifer Hammond, Sky Kerstein, Bob Wojnowski
Comcast	John Thiede, Dennis Davidson, Vicki Foley
Big Ten Network & Fox Soccer	Josh Hakala
Farmington TV-10	Donald Carter, Rich Kincaide
Omni TV	Dan York
LCPS TV	Steve Miller
Schoolcraft TV	Samuel Gooden
Glory Days TV	Kurt David
WXYZ-FM/AM & WWJ-AM	George Blaha, Jim Brandstatter, Mark Champion, Dan Dickerson, Ken Kal
WJR-AM	George Blaha, Wendy Hart, Dan Miller, Will Tieman
WTKA-AM	Al Fellhauer
WDTK-AM & FM	Ron Cameron, Luke Hammett, Jeremy Otto
WSDS-AM	Alex Resendez
WMIC-AM/FM & WTVG-AM	George Benko, Robert Benko
WSDP-FM	Bill Keith
WPHS-FM	Jeremy Olstyn
Michigan Talk Radio	Rich Kincaide
Spartan Sports Network	George Blaha, Wendy Hart, Will Tieman
WEI Network	Scott Morganroth, Louis Addeo-Weiss, Candice Ebling
Oakland University Radio	Neal Ruhl
Lawrence Tech University Radio/TV	Jason Ross Jr.
Student Broadcast Foundation Radio/Internet	Thom Lengyel, Ken Kolb, Jeremy Otto
MHSAA Radio/TV/Internet	John Johnson
Cedar Springs Broadcasting	Justin Harnden
Montrose MDM-TV.com	James Kitts, Tom Skinner, Chase Hobson, Daniel Sackrider, Joe Wade
DetNews.com	Bob Wojnowski
DetroitSportsMedia.com	Roger Castillo, David Donohoe, Craig Elliott, Bryan Fuller, Blair Glover, George Eichorn, Jonathan Knight, Bradley Merlo, Jason Ross Jr., Ben Szilagay, Trevor Thompson

OTHERS: Mike Alberts, Bill Axtell, Risa Balayem, Kyle Bauer, Bryan Bender, Joe Burns, Andrew Chmura, Richard Curbelo, John Cwikla, Zachary Damon, Robert Dempster, Martin Dobek, Michael Dore, Robert Dorogi, Mark Edwards, Martin Eichorn, Bill Eisner, Rich Eldridge, Ben Eriksson, Bradley Fedders, Bill Fundaro, Frank Garza, Shane Gianino, Dan Graszuck, Steve Hagar, Dick Kernen, Charlie Lemmex, Mark Lewkowicz, Scott MacDonald, Tom Mazawey, Dominic Menzo, Melinda Ann O'Neill, Larry Paladino, Gus Pantelides, David Phillips, Steve Purdy, James Rein, Anthony Rizzo, Tom Ryan, Griffin Schroeder, Peter Spivak, Steve Stuckey, Art Vuolo, Alan Watson, Jon Yinger, Eli Zaret, Christopher Zitny.

OFFICERS:

President	Trevor Thompson
Vice President	Jim Rein
Secretary	Sherrie Handrinos
Treasurer	Bill Wischman
Sergeant-at-Arms/Marketing Director	Bill Harrington
Immediate Past President	Vicki Foley
Executive Director	George Eichorn

Hockeytown Cares serves as the Detroit Red Wings' official platform to create positive change across Michigan. In partnership with fans, key stakeholders and colleagues, the team leverages the power of hockey to provide innovative support focused on community investment and youth development.

As part of Hockeytown Cares, the Detroit Red Wings Foundation continues to raise funds and resources in support of the growth of hockey within our community.



COMMUNITY INVESTMENT

The Detroit Red Wings are committed to strategically investing in Michigan communities. Whether through NHL initiatives aiming to eliminate barriers for individuals battling cancer, or donations benefiting a local cause, the Red Wings were pleased to represent more than \$2 million in combined support for our community throughout the 2018-19 season.

MILITARY APPRECIATION

The Detroit Red Wings proudly support the men and women who served or continue to serve our Country. Each season, the Red Wings host a Military Welcome to recognize servicemen and women in attendance at all home games. Additionally, the team will dedicate the Jan. 18, 2020 home game at Little Caesars Arena as Military Appreciation Night to celebrate our local heroes.



HOCKEY FIGHTS CANCER™ NIGHT PRESENTED BY COMERICA BANK

Hockey Fights Cancer™ is an initiative founded in December 1998 by the National Hockey League and the National Hockey League Players' Association to raise money and awareness for hockey's most important fight. On Nov. 8, 2019, Detroit Red Wings players, fans and staff will raise thousands of dollars to support American Cancer Society's Road to Recovery program through the Hockey Fights Cancer™ Night at Little Caesars Arena, presented by Comerica Bank.

HOCKEYTOWN CARES COMMUNITY TOUR PRESENTED BY ITC

Each September, the Hockeytown Cares Community Tour presented by ITC immerses Detroit Red Wings players into communities across Michigan, interacting with fans and nonprofit organizations, on their way to Training Camp in Traverse City.

HOCKEY IS FOR EVERYONE™

The Red Wings believe Hockey is for Everyone. On the ice, in the stands and in the locker room, hockey welcomes all. The Red Wings will embrace the inclusive spirit of Hockey is for Everyone all year long, culminating with the Hockey is for Everyone Celebration at Little Caesars Arena scheduled for Feb. 23, 2020.

RED WINGS FOR RED KETTLES BELL RINGING COMPETITION

Since 2005, the Detroit Red Wings and The Salvation Army have teamed up through the Red Wings for Red Kettles initiative to help the nonprofit reach its annual Red Kettle Campaign goal. Current and former Red Wings players, as well as front office staff and Jeff Blashill, compete at various locations across metro Detroit to raise the most funds in support of The Salvation Army STRIVE youth floor hockey program.

RED WINGS & CHEVROLET COMMUNITY IMPACT PROGRAMMING

The Red Wings and Chevrolet are teaming up to support children across the city of Detroit. Last season, nearly hundreds of students and educators participated in a pair of remarkable events: STEM Day at Little Caesars Arena and the Road & Bicycle Safety Program, which resulted in more than 600 bicycles and accompanying safety equipment elements donated to second grade students throughout Detroit Public Schools Community District.



HOMETOWN HOLIDAY ASSIST PRESENTED BY MEIJER

Each season, Red Wings players, Lady Wings members and Meijer provide the perfect holiday surprise for youth hockey players. After joining the Red Wings to select gifts for Children's Hospital of Michigan's SNOWPILE program, the children are surprised with their own Meijer shopping spree and brand-new hockey equipment. The Red Wings' annual Hometown Holiday Assist culminates with a team visit to Children's Hospital of Michigan.

NHL GREEN MONTH PRESENTED BY DTE ENERGY

The Red Wings are committed to improving hockey's environmental impact and supporting a healthier planet. On March 28, 2020, the Red Wings will celebrate NHL Green Month at Little Caesars Arena, presented by DTE Energy, encouraging fans to get involved and improve their environmental footprint.

SEASON TICKET HOLDER TICKET DONATION PROGRAM

Detroit Red Wings Season Ticket Holders have teamed up with Big Brothers Big Sisters of Metropolitan Detroit and Veteran Tickets Foundation to give children facing adversity, as well as local military members, a chance to experience the excitement of a Red Wings game in person with the Ticket Donation Program.

CHARITABLE DONATIONS

The Detroit Red Wings proudly support hundreds of nonprofit organizations throughout the state of Michigan as well as within the cities of Toledo, Ohio, and Windsor, Canada. Each year, the team donates thousands of autographed items to nonprofit charitable auctions and raffles. To request a donation, visit www.detroitredwings.com/donations.

LADY WINGS IN THE COMMUNITY

The Lady Wings are a group of wives, fiancés and girlfriends of Red Wings players, coaches and front office staff which volunteers to participate in charitable functions and community service projects throughout metro Detroit. During the 2018-19 season, the Lady Wings provided support to a variety of organizations, including Humble Design, Children's Hospital of Michigan, Trenton Hockey Association and the Children's Center.

YOUTH DEVELOPMENT


The Detroit Red Wings provide unique opportunities for young people that are designed for development and fun. Harnessing the power of hockey to support our community, the Red Wings interacted with more than 50,000 children during the 2018-19 season, supporting the next generation of Red Wings players and fans.

ACADEMICS THROUGH HOCKEY

SCHOOL ASSEMBLY PROGRAM

Since 2013, the Detroit Red Wings have partnered with various organizations, including Michigan Education Savings Program and St. Joe's, to present the School Assembly Program. This interactive assembly introduces thousands elementary students annually to the sport of hockey, importance of education, and benefits of living a healthy, active lifestyle. The Detroit Red Wings donate two complete sets of floor hockey equipment to each visited school, including hockey sticks, balls, goals, and goalie protective gear.





DETROIT RED WINGS FUTURE GOALS PROGRAM

The Detroit Red Wings, the NHL and the NHLPA joined together to launch a free North American education initiative that helps students build their science, technology, engineering, and math skills using the fast-paced, exciting game of hockey as a learning vehicle. The Future Goals program is committed to sparking student interest in STEM topics and helping students become college-ready, career-ready, and life-ready.

RED WINGS FOR READING PRESENTED BY MICHIGAN EDUCATION SAVINGS PROGRAM

The Detroit Red Wings partner with forward Justin Abdelkader and Michigan Education Savings Program to present Red Wings for Reading each season. The program encourages all K-5 students attending Michigan elementary schools to read outside of the classroom. After reading suggested books, students submit their reading tracker to become an official member of Abby's All-Stars and a chance to attend a Red Wings home game at Little Caesars Arena during National Reading Month to meet Justin.

HOCKEY EDUCATION & ENTRY

TRY HOCKEY FOR FREE

Every year, the Detroit Red Wings partner with the Michigan Amateur Hockey Association to support on-ice hockey clinics introducing children to the sport of hockey throughout Michigan. For most participants, it's their first on-ice experience, introducing them to basic hockey skills such as skating, puck handling and shooting.



LITTLE WINGS LEARN TO PLAY PROGRAM

The Detroit Red Wings' Little Wings program is an instructional clinic designed for first-time hockey players, providing six, one-hour sessions of on-ice instruction for children ages 5-8. The program also provides a full set of Little Wings-branded hockey equipment at an affordable price. Each Little Wings participant is provided with a full set of protective equipment including a helmet, gloves, shoulder pads, elbow pads, pants, shin guards, skates, equipment bag, stick and a Little Wings jersey.

DETROIT RED WINGS YOUTH HOCKEY CAMP


Each season, the Detroit Red Wings offer a one-of-a-kind youth hockey camp for children ages 6-14 at Little Caesars Arena. The camp provides participants with special on-ice and dryland instruction from Red Wings players, coaches and alumni, as well as official Red Wings merchandise.

STREET HOCKEY SUMMER TOUR PRESENTED BY MEIJER

The Detroit Red Wings Street Hockey Summer Tour, presented by Meijer, travels across the state of Michigan, taking over the parking lots of Meijer store locations to host free street hockey clinics for children ages 7-12. Each clinic features one hour of hockey, followed by a 30-minute pickup street hockey game. The clinics are instructed by Detroit Red Wings representatives, as well as local hockey players and coaches.

PLAYER & ALUMNI INITIATIVES

Detroit Red Wings players and alumni dedicate hundreds of hours each season toward supporting metro Detroit. Coach Jeff Blashill, as well as every player on the Red Wings' roster has chosen to personally support charitable endeavors that lift the community each day. Through game day ticket programs, meet & greets and personal fundraising for a cause, Red Wings players and alumni are committed to supporting our community.



Through signature fundraising programs like the Toast of Hockeytown, Red Wings Charity Poker Tournament, 50/50 Raffle and Red Wings Wish Club, the Detroit Red Wings Foundation raises hundreds of thousands of dollars annually for local organizations.



DETROIT RED WINGS FOUNDATION

The Detroit Red Wings Foundation invests in the future of our community by providing funds and resources to causes that contribute to the growth of the sport of hockey.

SIGNATURE FUNDRAISERS

TOAST OF HOCKEYTOWN

Established as one of metro Detroit's most unique 21+ events, Toast of Hockeytown provides guests with unparalleled access to Detroit Red Wings players, local culinary delights and craft beverages while raising thousands of dollars annually to benefit the Detroit Red Wings Foundation.

MOTORCITY CASINO HOTEL'S RED WINGS CHARITY POKER TOURNAMENT

Each season, fans receive an opportunity to go head-to-head with current and former Detroit Red Wings players in a game of Texas Hold 'Em at MotorCity Casino Hotel's Annual Red Wings Charity Poker Tournament benefitting the Detroit Red Wings Foundation. The event helps the Detroit Red Wings Foundation contribute significant funds toward the growth of the sport of hockey.

DETROIT RED WINGS FOUNDATION 50/50 RAFFLE PRESENTED BY MICHIGAN FIRST CREDIT UNION

The Detroit Red Wings Foundation 50/50 Raffle, presented by Michigan First Credit Union, raise funds for the Detroit Red Wings Foundation and Little Caesars Amateur Hockey League by selling raffle tickets during all Red Wings home games. In 2018-19, the 50/50 raffle raised more than \$600,000 for the Detroit Red Wings Foundation, Little Caesars Amateur Hockey League and nonprofit organizations throughout Michigan.



AUTOGRAPHS FOR A CAUSE

Autographs for a Cause supports charitable causes close to the hearts of Detroit Red Wings players in partnership with the Detroit Red Wings Foundation. Through this program, fans are invited to send hockey cards and/or photos through the mail for Red Wings players to autograph in exchange for a donation to benefit the player's charity of choice.

RED WINGS WISH CLUB PRESENTED BY CHILDREN'S FOUNDATION

The Detroit Red Wings Foundation partners with the Children's Foundation to offer the Red Wings Wish Club at Little Caesars Arena. For a monetary donation, fans can have their birthday, anniversary, graduation wish or marriage proposal displayed on the world's largest seamless center-hung video board. All proceeds from the Red Wings Wish Club benefit life-enhancing opportunities for youth.



TIM HORTONS "I LOVE THE RED WINGS" DONUT

Each season, Tim Hortons donates thousands of dollars to the Detroit Red Wings Foundation to support the growth of hockey in Detroit, Michigan from sales generated at Cafe and Bake Shop locations across the state from their signature "I Love the Red Wings" donut.

DETROIT RED WINGS FUNDRAISING LICENSE PLATE

Detroit Red Wings fans across the great state of Michigan can now proudly display the Winged Wheel on their vehicle with the official release of Red Wings-branded State of Michigan fundraising license plates. A portion of the proceeds from each license plate benefit the Detroit Red Wings Foundation. To secure your official Red Wings plate, visit www.DetroitRedWings.com/LicensePlate.

TO LEARN MORE ABOUT HOW THE DETROIT RED WINGS SUPPORT YOUR COMMUNITY, VISIT WWW.DETROITREDWINGS.COM/COMMUNITY

DETROIT RED WINGS COMMUNITY RELATIONS STAFF DIRECTORY

KEVIN BROWN	Director of Community Relations & Detroit Red Wings Foundation O: (313) 471-7539
ANNE BOWLBY	Community Relations Manager O: (313) 471-7556
MERIDETH GOKEY	Community Relations Coordinator O: (313) 471-7535
KELSEY STEWART	Detroit Red Wings Foundation Coordinator O: (313) 471-7579
LIZ CAVERLY	Community Relations Assistant O: (313) 471-7524
LEAH PLETCHER	Detroit Red Wings Foundation Assistant O: (313) 471-7865

**SEASON TOTALS (last 10 seasons)**

783,958 – 2018-19 Season – 19,121 average for 41 games
800,115 – 2017-18 Season – 19,515 average for 41 games
821,107 – 2016-17 Season – 20,027 average for 41 games
821,107 – 2015-16 Season – 20,027 average for 41 games
821,107 – 2014-15 Season – 20,027 average for 41 games
802,640 – 2013-14 Season – 20,066 average for 40 games+
481,584 – 2012-13 Season – 20,066 average for 24 games
822,706 – 2011-12 Season – 20,066 average for 41 games
 806,892 – 2010-11 Season – 19,680 average for 41 games
 781,847 – 2009-10 Season – 19,546 average for 40 games*

BOLD = SOLD OUT SEASON

**Note: Does not include the 2009-10 season opener in Stockholm, SWE*

+Note: Does not include 2014 Bridgestone NHL Winter Classic crowd of 105,491 at Michigan Stadium in Ann Arbor, Mich.

HOME OPENER

19,515 – Oct. 4, 2018 – Columbus 3, DETROIT 2

TOP TOTALS (Regular Season)

21,019 – Nov. 25, 1983 – DETROIT 7, Pittsburgh 4
 20,794 – Feb. 9, 1985 – Edmonton 6, DETROIT 5
 20,339 – Feb. 14, 1981 – Philadelphia 3, DETROIT 1
 20,328 – Nov. 23, 1984 – DETROIT 6, Toronto 5

OUTDOOR GAMES

105,491 – Jan. 1, 2014 – Toronto 3, DETROIT 2 SO
 at Michigan Stadium in Ann Arbor, Mich. (NHL record)

ALL-STAR GAME

21,002 – Feb. 5, 1980 – Wales Conference 6, Campbell Conference 3

REGULAR-SEASON GAME

21,019 – Nov. 25, 1983 – DETROIT 7, Pittsburgh 4

PLAYOFF GAME

20,090 – April 7, 1984 – St. Louis 4, DETROIT 3, 2 OTs

LAST GAME AT OLYMPIA STADIUM

Dec. 15, 1979 – DETROIT 4, Québec 4 – 15,609

FIRST GAME AT JOE LOUIS ARENA

Dec. 27, 1979 – St. Louis 3, DETROIT 2 – 19,742

LAST GAME AT JOE LOUIS ARENA

April 9, 2017 – DETROIT 4, New Jersey 1 – 20,027

FIRST GAME AT LITTLE CAESARS ARENA

Oct. 5, 2017 – DETROIT 4, Minnesota 2 – 19,515

SELLOUT STREAKS

FRANCHISE RECORD: Dec. 10, 1996 — April 7, 2007, 452 consecutive games including playoffs



As the centerpiece of the 50-block, world-class sports and entertainment district known as The District Detroit, Little Caesars Arena is one of the most innovative, intimate and exciting venues in the world.

Led by the Ilitch organization, The District Detroit unites eight world-class theaters, five neighborhoods and three professional sports venues in one vibrant, walkable destination for people to live, work and play in an exciting urban environment.

Home to the Detroit Red Wings, Pistons, Tigers and Lions, The District Detroit represents the greatest density of professional sports teams in one downtown core in the country. And in the heart of the action, the 785,000-square-foot Little Caesars Arena will host 200-plus sports and entertainment events per year.

Perhaps the most anticipated aspect of the arena is the Via, a streetscape-inspired indoor concourse with restaurants and historical memorabilia surrounding the arena bowl with an authentic urban feel. Guests are afforded a vast array of dining options inside Little Caesars Arena, including seven restaurants, seven bars and 60 percent more concession stands than Joe Louis Arena.

Other arena highlights include world-class technology throughout, including super high-speed Wi-Fi, mobile ticketing, industry-leading wayfinding, ultra-high-definition video, several fan interactive stations, convenient charging stations and nearly twice as many restroom fixtures as The Joe.

Outside the arena will be vibrant and exciting as well. Guests in the Chevrolet Plaza will regularly enjoy music and entertainment in a unique atmosphere with a massive video wall for viewing parties, outdoor concerts, tailgating and more. Just north of the Chevrolet Plaza is the Budweiser Biergarten, featuring a spacious patio and lawn area for various public and private events, along with a glass-enclosed, four-season pavilion bar – featuring a retractable roof and walls to accommodate all types of weather.

After more than two years of construction, and nearly a decade of planning and development, it's time to experience Little Caesars Arena, in the heart of The District Detroit. For more info about Little Caesars Arena, visit DistrictDetroit.com or call 313-471-7575.

FACTS AND FIGURES

650,000 – Number of bricks laid on the interior and exterior

65,000 – Square footage of logo on Little Caesars Arena roof

61,000 – Total area of the via surrounding the Little Caesars Arena Bowl

20,000 – Approximate number of seats depending on configuration for hockey, basketball or concerts

10,000 – Tons of steel in the arena

7,500 – Pieces of steel in the arena

2,503 – Number of club seats

2,000 – Total weight (in tons) of steel used in construction of the roof above the via

2,000 – People hired to work at Little Caesars Arena

600+ – Construction skilled trade apprentices hired in The District Detroit

600 – Length of the jewel skin (in feet) surrounding the Little Caesars Arena bowl

524 – Restroom fixtures

90 – Width of concourse, nearly three times the width of Joe Louis Arena

62 – Suites

30 – Tons of steel used to build the roof of the BELFOR Training Center, the Red Wings' practice facility

10 – Elevators

7 – Lounges and Clubs



YZERMAN NAMED GM

On April 19, 2019, Red Wings governor, president and CEO Christopher Ilitch announced that Steve Yzerman has been named executive vice president and general manager, responsible for all hockey operations. Yzerman returned to Detroit as just the 11th individual to serve as general manager of the team after spending 27 seasons with the organization as a player (1983-06) and in the front office (2006-10). From 2010-18, Yzerman served as general manager of the Tampa Bay Lightning. Under his guidance, the Lightning became one of the NHL's model franchises for building a Stanley Cup contender through drafting and development.



**** NOTE:** No individual skater/goaltender statistics apply for the shootout

Assist: An assist is awarded to the player or players (maximum of two) who touched the puck prior to the goal, provided no defender plays or possesses the puck in between.

Game Played: A player receives credit for playing in a game if: i) he steps on the ice during time played or; ii) serves any penalty.

Game-Winning Goal: After the final score has been determined, the goal which leaves the winning Club one goal ahead of its opponent is the game-winning goal (example: if Team A beats Team B 8-3, the player scoring the fourth goal for Team A receives credit for the game-winning goal).

Goal: A goal is awarded to the last player on the scoring Club to touch the puck prior to the puck entering the net.

Goals-Against Average: Multiply goals allowed (GA) by 60 and divide by minutes played (MINS).

Goaltender: A goaltender receives a "W" for a win in regulation, overtime or shootout; an "L" for a loss in regulation; or an "OT" for a loss in overtime or shootout.

Penalty-Killing Pct.: Subtract total number of power-play goals allowed from total number of shorthanded situations to get total number of power-plays killed. Divide the total number of power-plays killed by the total number of shorthanded situations.

Plus-Minus: A player receives a "plus" if he is on the ice when his Club scores an even-strength or shorthanded goal. He receives a "minus" if he is on the ice for an even-strength or shorthanded goal scored by the opposing Club. The difference in these numbers is considered the player's plus-minus statistic.

Power-Play Goal: A goal scored by a Club while it has a manpower advantage due to an opponent's penalty. Following are some examples of what is and is not considered a power-play goal:

- if a Club has an advantage on a minor penalty starting at 2:02 of the period and it scores at 4:02, the goal is not a power-play goal.
- if a Club scores on a delayed penalty, the goal is not a power-play goal.
- if a Club has an advantage due to a five-minute major or match penalty, that Club is always credited with having one more advantage than the number of power-play goals it scores during that advantage, because the penalty does not expire. A new advantage begins after each power-play goal. For example, if Team A scores three goals during a major penalty, it is credited with four advantages.
- if a Club is on a power-play for any length of time, it is considered to have had an advantage.
- if a minor penalty is incurred by a Club on a power-play due to a major penalty, a new advantage is given to that Club when its minor penalty expires, provided the opponent's major penalty is still in effect.

Power-Play Percentage: Total number of power-play goals divided by total number of power-play opportunities.

Save Percentage: Subtract goals allowed (GA) from shots against (SA) to determine saves. Then divide saves by shots-against.

Shooting Percentage: Divide the number of goals scored by the number of shots taken.

Shorthand Goal: A goal scored by a Club while it is at a manpower disadvantage. The same cases apply for shorthand as for power-play goals, but in the opposite manner.

Shot on Goal: If a player shoots the puck with the intention of scoring and if that shot would have gone in the net had the goaltender not stopped it, the shot is recorded as a "shot on goal".

Shutout: If two goaltenders combine for a shutout, neither receives credit for the shutout. Instead it is recorded as a Club shutout.

Tenths of a Second: If a penalty or goal occurs in the last minute, the time is rounded off to the previous second (ex: if a penalty is called with 12.4 seconds left in a period, the time is indicated as 19:47 and not 19:48.)

Coaches Record: A coach receives a "W" for a win in regulation, overtime or shootout; an "L" for a loss in regulation; or an "OT" for a loss in overtime or shootout.

2019-20 NHL DIRECTORY



NHL OFFICES

NEW YORK 1185 Avenue of the Americas - New York, NY 10036	O: 212-789-2000
.....	F: 212-789-2020
TORONTO 50 Bay St., 11th Floor - Toronto, ON M5J 2X8	O: 416-359-7900
.....	F: 416-981-2779
MONTREAL 1800 McGill College Ave., Suite 2600 - Montreal, QC H3A 3J6	O: 514-841-9220
.....	F: 514-841-1070



GARY B. BETTMAN
NHL Commissioner



WILLIAM DALY
Deputy Commissioner



COLIN CAMPBELL
Sr. Executive Vice President
of Hockey Operations

EXECUTIVE

Gary B. Bettman	Commissioner
William Daly	Deputy Commissioner
Colin Campbell	Senior Executive Vice President of Hockey Operations

NHL COMMUNICATIONS

GARY MEAGHER	Executive Vice President
O: 416-359-7960, C: 416-729-4700 gmeagher@nhl.com	
JOHN DELLAPINA	Senior Vice President
O: 212-789-2115, C: 917-363-7988 jdellapina@nhl.com *Department of Player Safety requests	
JON WEINSTEIN	Senior Vice President
O: 212-324-8162, C: 646-300-0334 joweinstein@nhl.com *Commissioner's Office requests	
JENNIFER NEZIOL	Vice President, Corporate Communications
O: 212-789-2042, C: 646-908-0679 jneziol@nhl.com *Corporate communications inquiries/requests	
GREG INGLIS	Senior Director
O: 212-789-2065, C: 347-853-2461 ginglis@nhl.com *Editorial content/research	
NIRVA MILORD	Senior Director, Corporate Communications
O: 212-789-2123, C: 917-715-6187 nmilord@nhl.com *Corporate communications and entertainment publicity	
BRAD KLEIN	Director
O: 212-324-8140, C: 347-380-2993 bklein@nhl.com *Corporate communications	
JENNIFER MOAD	Director
O: 416-359-7961, C: 416-527-2852 jmoad@nhl.com *Hockey Operations and Officiating requests	
JULIE YOUNG	Director
O: 416-359-7964, C: 416-605-3550 jyoung@nhl.com *esports inquiries	
JOSH BERNSTEIN	Senior Manager
O: 212-789-2609, C: 516-528-8365 jbpr@nhl.com *Editorial content/research, Media.NHL.com, Sport-Scan	
JASMINE GHAFOUR	Senior Manager
O: 416-359-7968, C: 647-808-4876 jghafour@nhl.com	

STATISTICS & INFORMATION (NHLstats@nhl.com)

In-Game: 416-359-7978 | @PR_NHL on Twitter / Instagram | #NHLStats

BENNY ERCOLANI	Vice President
O: 416-359-7963, C: 416-729-5666 bercolani@nhl.com	
RUSS LEVINE	Vice President
O: 212-789-2783, C: 347-853-4159 rlevine@nhl.com	

TREVOR BJERGSO Senior Manager
 O: 416-359-7965, C: 416-540-5306 | tbjergso@nhl.com | * Situation Room & Central Scouting requests

BRENDON CROSSMAN Manager
 O: 416-359-7903, C: 416-702-4645 | bcrossman@nhl.com

STUART MCCOMISH Manager
 O: 416-359-7966 | smccomish@nhl.com

MITCH DONAIS Graphic Designer
 O: 416-729-3341 | mdonais@nhl.com

SCOTT RODGERS Manager
 srodgers@nhl.com

NICK CARAFA Manager
 ncarafa@nhl.com

EVENT COMMUNICATIONS & PLAYER DEVELOPMENT (nhleventcommunications@nhl.com)

JAMEY HORAN Senior Vice President
 O: 212-789-2785, C: 646-652-9981, jhoran@nhl.com | *Deputy Commissioner requests and event/player development inquiries

CHRIS WOJCIK Director
 O: 212-789-2097, C: 646-285-7711, cwojcik@nhl.com | *Event inquiries

DAVID KEON Senior Manager
 O: 416-359-7962, C: 416-729-5665, dkeon@nhl.com | *International credentials

CASEY BLOSSOM Manager
 O: 212-324-8112, C: 646-634-1311, cblossom@nhl.com

JEFF DAY Manager
 O: 212-789-2108, C: 914-552-1660, jday@nhl.com

MEGAN COOPER Coordinator
 O: 212-324-8161, mecooper@nhl.com | *Event credentials

SAM GILBERT Coordinator
 O: 416-359-7908, C: 514-594-8441, sgilbert@nhl.com

GINA MORRA Coordinator
 O: 212-789-2690, gmorra@nhl.com

EMILY CAMPBELL Assistant
 O: 212-789-2113, ecampbell@nhl.com

NHL SOCIAL (social@nhl.com)

SEAN DENNISON Director, Social Media
 O: 212-789-2096, sdennison@nhl.com | *Departmental oversight

DAVID KLATT Senior Manager, Social Media Programs
 O: 212-789-2660, dklatt@nhl.com | *Events, programs, initiatives, social player development

CHRIS ACKROYD Senior Manager, Social Media Content
 C: 437-777-9296, cackroyd@nhl.com | *In-game social media and social sponsorship integration

KEVIN BAUMER Manager, Social Content & Community Management
 O: 212-789-2080, kbaumer@nhl.com | *Day-to-day social editorial, content and community management

ANDREW BOEHMER Coordinator, In-Game Social Media
 aboehmer@nhl.com | *In-game social media and weekend content management

DYLAN COOPER Coordinator, In-Game Social Media
 dcooper@nhl.com | *In-game social media and weekend content management

REBECCA FRIEDMAN Manager, Social Media
 O: 212-324-6180, rfriedman@nhl.com | *LSC program, team coordination and on-site coverage

PETER BOTTINI Manager, Social Media Marketing
 O: 212-789-2743, pbottini@nhl.com | *Social media marketing: league campaigns, tune-in, rightsolders

MALORIE BUCCIGROSS Coordinator, International Social Media
 O: 212-789-2683, mbuccigross@nhl.com | *International social media (European markets)

The National Hockey League is committed to promoting more sustainable business practices with member clubs, players, fans, partners and employees, so that all can be more responsible stewards of the planet by reducing the use of resources and reusing or recycling equipment and materials. For more information on NHL Green, visit www.nhl.com/green.



REFEREES

NAME	NUMBER
Anderson, Reid*	49
Blandina, Brandon*	39
Brenk, Jacob	26
Charron, Francis	6
Chmielewski, Tom	18
Dunning, Mitch*	43
Dwyer, Gord	19
Furlatt, Eric	27
Halkidis, Beaudry*	48
Hanson, Trevor	14
Hebert, Ghislain	22
Hebert, Jean	15
Joannette, Marc	25
Kelly, Dan*	45
Kozari, Steve	40
Lambert, Pierre	37
L'Ecuier, Frederick	17
Lee, Chris	28
Luxmore, Thomas John	21
MacDougall, Peter	38
Markovic, Michael*	47
McCauley, Wes	4
McIsaac, Jon	2
Meier, Brad	34
Morton, Dean	36
Nicholson, Kendrick	30
O'Donnell, Conor*	39
O'Halloran, Dan	13
O'Rourke, Dan	9
Peel, Tim	20
Pochmara, Brian	16
Pollock, Kevin	33
Rank, Garrett	7
Rehman, Kyle	10
Rooney, Chris	5
Schlenker, Chris	3
Schrader, Brandon*	46
Skilliter, Graham	24
South, Furman*	44
St-Laurent, Francois	8
St. Pierre, Justin	12
Sutherland, Kelly	11
Syvret, Corey*	42
Walsh, Ian	29

LINESMEN

NAME	NUMBER
Alphonso, Shandor	52
Amell, Derek	75
Baker, Tyson*	88
Barton, Steve	59
Berg, Devin	87
Brisebois, David	96
Cherrey, Scott	50
Cormier, Michel	76
Daisy, Ryan	81
Devorski, Greg	54
Driscoll, Scott	68
Flemington, Kyle*	55
Fournier, Julien*	56
Galloway, Ryan	82
Gawryletz, Brandon	64
Gawryletz, Travis	67
Gibbons, Ryan	58
Gibbs, Darren	66
Knorr, Trent	63
Kovachik, Brad	71
Mach, Brian	78
MacPherson, Matt	83
Marquis, Jesse*	86
Miller, Steve	89
Mills, Bevan	53
Murchison, Kiel	79
Murphy, Brian	93
Murray, Jonny	95
Nagy, Kory	97
Nansen, Derek	70
Pancich, Bryan	94
Racicot, Pierre	65
Rody, Vaughan	73
Sericolo, Anthony	84
Shewchuk, Mark	92
Smith, Andrew	51
Suchanek, Libor	60
Tobias, James	61
Toomey, Travis*	90

*Minor league officials

2019-20 NHL KEY DATES CALENDAR



SEPTEMBER 2019

- 5 Rookie camps open
- 12 Training camps open
- 15 Preseason schedule begins
- 15 NHL Celebrates National Hispanic Heritage
- 17 NHL Board of Governors Meeting (New York, NY)
- 18 2019 Kraft Hockeyville Canada: Montreal Canadiens vs. Florida Panthers (K.C. Irving Regional Centre, Bathurst, N.B.) - Winning community: Renous, N.B.
- 26 2019 Kraft Hockeyville™ USA: Detroit Red Wings vs. St. Louis Blues (Calumet Colosseum, Calumet, Mich.)
- 29 NHL Global Series Challenge™: Chicago Blackhawks vs. Eisbären Berlin (Mercedes-Benz Arena, Berlin, Germany)
- 30 NHL Global Series Challenge™: Philadelphia Flyers vs. Lausanne HC (Vaudoise Arena, Lausanne, Switzerland)

OCTOBER 2019

- 1 Opening day playing rosters set (5 p.m. ET)
- 2 Opening night of 2019-20 NHL regular season (4 games)
- 2 St. Louis Blues raise Stanley Cup banner (vs. Washington Capitals)
- 4 2019 NHL Global Series™: Chicago Blackhawks vs. Philadelphia Flyers (O2 Arena, Prague, Czech Republic)
- 5 Buffalo Sabres Home Opener for 50th Anniversary Season at KeyBank Center (vs. New Jersey Devils)
- 9 Vancouver Canucks Home Opener for 50th Anniversary Season at Rogers Arena (vs. Los Angeles Kings)
- 21 NHL Alumni Awards Gala – Honorees: TBA (Scotiabank Centre, Toronto, Ont.)
- 26 2019 Tim Hortons NHL Heritage Classic™: Calgary Flames at Winnipeg Jets (Mosaic Stadium, Regina, SK)

NOVEMBER 2019

- 1-30 Hockey Fights Cancer Awareness Month
- 8 & 9 2019 NHL Global Series™: Buffalo Sabres vs. Tampa Bay Lightning (Ericsson Globe, Stockholm, Sweden)
- 15 Hockey Hall of Fame Game: Boston Bruins at Toronto Maple Leafs
- 18 Hockey Hall of Fame Induction Ceremony (Toronto, Ont.): Inductees: Guy Carbonneau, Vaclav Nedomansky, Hayley Wickenheiser and Sergei Zubov (Player category); Jim Rutherford, Jerry York (Builder category); Frank Brown, Jim Hughson (Media honorees).
- 19 NHL General Managers' Meeting (NHL Toronto Office, Toronto, Ont.)
- 26 NHL Founders Day (1917)
- 29 2019 NHL Thanksgiving Showdown™: New York Rangers at Boston Bruins

DECEMBER 2019

- 1 Signing deadline for Group 2 free agents (5 p.m. ET)
- 9-10 NHL Board of Governors Meeting (Pebble Beach, Calif.)
- 12 U.S. Hockey Hall of Fame Induction (Inductees: Gary Bettman, Brian Gionta, Neal Henderson, Tim Thomas & Krissy Wendell) and Celebration of Lester Patrick (Recipient: TBA) (Location: Washington, D.C.)
- 19 102nd Anniversary of League's first games played
- 19-27 Holiday roster freeze in effect: For all players on an NHL active roster, injured reserve, or with non-roster and injured non-roster status as of midnight (local time) Dec. 19, a roster freeze shall apply through midnight (local time) Dec. 27, with respect to waivers, trades and loans, subject to the exceptions provided for in CBA Article 16.5 (d).
- 24-26 Holiday break (no scheduled practices – dressing rooms closed)
- 26-Jan. 5 .. IIHF World Junior Championship (Ostrava/Trinec, Czech Republic)

2019-20 NHL KEY DATES CALENDAR



JANUARY 2020

- 1 2020 Bridgestone NHL Winter Classic®: Nashville Predators at Dallas Stars
(The Cotton Bowl, Dallas, Tex.)
- Week of 13th .. NHL Central Scouting Mid-Season Rankings release
- 16 CHL/NHL Top Prospects Game (FirstOntario Centre, Hamilton, Ont.)
- 20 USA Hockey's annual All-American Prospects Game
(USA Hockey Arena, Plymouth, Mich.)
- 23-26 NHL All-Star Break (no games played)
- 23-25 No scheduled practices – dressing rooms closed
- 24 2020 NHL All-Star Skills Competition™ (Enterprise Center, St. Louis, Mo.)
- 25 2020 Honda NHL All-Star Game (Enterprise Center, St. Louis, Mo.)
- 26-27 2020 AHL All-Star Classic (Citizens Business Bank Arena, Ontario, Calif.)
- 27 NHL regular season resumes

FEBRUARY 2020

- 1-29 NHL Celebrates Black History Month
- 8 Hockey Day in Canada (all 7 Canadian NHL Clubs in action)
- 8 20th Annual Scotiabank Hockey Day in Canada (Host: Yellowknife, NT)
- 15 2020 NHL Stadium Series™: Los Angeles Kings at Colorado Avalanche
(U.S. Air Force Academy's Falcon Stadium, Colorado Springs, Colo.)
- 16 Hockey Day in America
- 16-23 Hockey Week Across America (USA Hockey)
- 24 2020 NHL Trade Deadline (3 p.m. ET)

MARCH 2020

- 1-31 NHL Celebrates Gender Equality Month
- 2-4 NHL General Managers' Meeting (Boca Raton, Fla.)
- 27-29 NCAA Men's Ice Hockey Regionals

APRIL 2020

- 1-30 NHL Celebrates Earth Month
- 4 Last day of 2019-20 regular season (15 games)
- Week of 6th NHL Central Scouting Final Rankings release
- 8 Stanley Cup Playoffs begin
- 9-11 NCAA Frozen Four (Little Caesars Arena, Detroit, Mich.)
- 16-26 IIHF Under-18 World Championship (Ann Arbor/Plymouth, Mich.)
- TBD 2020 NHL Draft Lottery

MAY 2020

- 8-24 IIHF World Championship (Zurich/Lausanne, Switzerland)
- 22-31 2020 CHL Memorial Cup (Prospera Place, Kelowna, B.C.)

JUNE 2020

- 1-30 NHL Celebrates Pride Month
- 1-6 2020 NHL Scouting Combine (Buffalo, N.Y.)
- 13 Last possible day for 2020 Stanley Cup Final
- 17 2020 NHL Awards™ (Las Vegas, Nev.)
- 26-27 2020 NHL Draft™ (Bell Centre, Montreal, Que.)

JULY 2020

- 1 Free agency begins (12 p.m. ET)
- 5 Deadline for player-elected salary arbitration notification (5 p.m. ET)
- 6 Deadline for club-elected salary arbitration notification (5 p.m. ET)
- 20-Aug. 4 .. Salary arbitration hearings held

AUGUST 2020

- 6 Deadline for salary arbitration decisions to be rendered



ONE MORE MOE

Detroit continued adding to its prospect depth in 2018-19, ultimately making 11 picks during the 2019 NHL Entry Draft to give them an NHL-high 21 selections over the last two drafts. The Red Wings first selection came sixth overall, and they chose defenseman Mortiz Seider. Seider was the rookie of the year in Germany's top professional league and won a league championship with the Mannheim Eagles. He also represented Germany at the 2019 IIHF World Championship and became the first defenseman aged 18-or-younger to record a point at the tournament since 1982.

2019-20 SEASON SCHEDULE

HOCKEYTOWN

EST. 1926®



SEPTEMBER

SUN	MON	TUE	WED	THU	FRI	SAT
15	16	17 7:30 CHI	18	19	20 7:30 NYI	21
22 5:00 PIT	23 7:00 NYI	24	25 7:00 PIT	26 7:00 STL	27 7:30 TOR	28 7:00 TOR
29	30					

OCTOBER

SUN	MON	TUE	WED	THU	FRI	SAT
		1	2	3	4	5 8:00 NSH
7:00 DAL	6	7 7:30 ANA	8	9 7:00 MTL	10 7:00 TOR	11 7:00 TOR
13	14	15 10:00 VAN	16	17 9:00 CGY	18 9:00 EDM	19
20	21 7:30 VAN	22 7:30 OTT	23	24 7:30 BUF	25	26
27 5:00 STL	28	29 7:30 EDM	30	31		

NOVEMBER

SUN	MON	TUE	WED	THU	FRI	SAT
					1 7:00 CAR	2 7:00 FLA
3 7:30 NSH	4	5	6 8:00 NYR	7 7:30 BOS	8	9
10 5:00 VGK	11	12 10:00 ANA	13	14 10:30 LAK	15 10:30 SJS	16
17	18 7:30 OTT	19	20 7:00 CBJ	21 7:00 NJ	22 7:00 NJ	23
24 7:00 CAR	25	26 7:00 TOR	27	28 6:00 PHI	29 7:00 WSH	30

DECEMBER

SUN	MON	TUE	WED	THU	FRI	SAT
1 7:30 NYI	2	3	4	5	6 7:00 PIT	7 7:00 PIT
8	9 8:00 WPG	10	11 7:30 WPG	12 7:00 MTL	13	14 7:00 TOR
15 7:00 LAK	16 7:30 CBJ	17	18	19 7:00 TOR	20 7:00 FLA	21
22 7:00 ARI	23	24	25	26	27	28
29 7:00 TBL	30 7:30 SJS	31				

JANUARY

SUN	MON	TUE	WED	THU	FRI	SAT
			1	2	3 8:30 DAL	4
5 7:30 CHI	6	7 7:30 MTL	8	9	10 7:30 OTT	11
12 5:00 BUF	13	14 7:00 NYI	15	16	17 7:00 PIT	18 7:00 FLA
19	20 9:00 COL	21	22 8:00 MIN	23	24 ALL-STAR BREAK	25 ALL-STAR BREAK
26 ALL-STAR BREAK	27	28	29	30	31 7:00 NYR	

FEBRUARY

SUN	MON	TUE	WED	THU	FRI	SAT
						1 7:00 NYR
2 7:30 PHI	3	4	5	6 7:00 BUF	7 7:00 CBJ	8
9 12:30 BOS	10	11	12	13 7:00 NJ	14 7:00 BOS	15
16 12:30 PIT	17 7:30 MTL	18	19	20 7:00 NYI	21	22
23 7:00 CGY	24	25 7:30 NJ	26	27 7:30 MIN	28	29 7:00 OTT

MARCH

SUN	MON	TUE	WED	THU	FRI	SAT
1 7:30 COL	2	3	4	5	6 7:30 CHI	7
8 5:00 TBL	9	10 7:30 CAR	11	12 7:00 WSH	13 6:00 TBL	14
15 7:30 FLA	16	17	18	19	20 10:30 ARI	21 10:00 VGK
22	23 7:00 BOS	24	25 7:30 PHI	26 7:00 WSH	27	28
29	30 8:00 STL	31				

APRIL

SUN	MON	TUE	WED	THU	FRI	SAT
			1 7:00 TOR	2	3 7:00 TBL	4

PRESEASON HOME GAME

PRESEASON AWAY GAME

HOME GAME

AWAY GAME

ALL DATES AND TIMES SUBJECT TO CHANGE | ALL LOCALLY AVAILABLE GAMES BROADCAST ON:

DetroitRedWings.com | 313.471.7575

For the most up-to-date broadcast schedule and game information, visit DetroitRedWings.com/GameSchedule or call 313.471.7996

ANDREAS
ATHANASIOU

TYLER
BERTUZZI

ANTHONY
MANTHA

DYLAN
LARKIN