



40 HENDRIK  
ZETTERBERG

# DETROIT RED WINGS

2017-18 MEDIA GUIDE





# TABLE OF CONTENTS

Red Wings Directory & General Information .....	2
In Memoriam .....	4-5
Red Wings Ownership/Management/Coaching Staff .....	6-24
Red Wings Player Profiles .....	25-90
Red Wings Prospects .....	92-108
Grand Rapids Griffins Team Directory/Stats .....	109-111
Toledo Walleye Team Directory/Stats .....	112-114
Red Wings 2017-18 Roster .....	115-116
2016-17 NHL Final Standings .....	117
2016-17 NHL Statistics – Regular Season Scoring & Goaltending Leaders .....	118-119
2016-17 NHL Trophy Winners .....	121-122
2017 Stanley Cup Playoff Results .....	123-126
2017 Playoff Scoring & Goaltending Leaders .....	127
Red Wings 2016-17 Regular Season Statistics .....	128
Red Wings 2016-17 Game-by-Game Results .....	130-133
Red Wings 2016-17 Home & Road Results .....	134-135
Red Wings 2016-17 Team-by-Team Records .....	136-165
Red Wings 2016-17 Comparative Records .....	167-169
Red Wings 2016-17 Power Plays Goals & Penalty Killing .....	170-171
Red Wings 2016-17 Record by Quarters .....	171-172
Red Wings 2016-17 Multiple-Goal Games & Shorthanded Goals .....	172-173
Detroit Red Wings History .....	174-184
All-Time Season, Home & Away Records .....	186-189
All-Time Team-by-Team, Home & Away Records .....	190-192
All-Time Holiday Records .....	193-195
All-Time Coaches/General Managers/Captains .....	196-197
Team & Individual Records .....	198-201
Career Scoring Leaders .....	202-204
All-Time Season Leaders .....	205-206
Top-Scoring Seasons .....	207-210
Detroit Goalies' All-Time Records .....	211-214
Red Wings All-Stars .....	215
Red Wings NHL Trophy Winners .....	216
NHL & Red Wings Hall of Fame .....	217
Red Wings Biggest Victories & Defeats .....	218
All-Time Shootout Results .....	219-220
Penalty Shots Involving Red Wings .....	221-224
All-Time Hat Tricks .....	225-227
Red Wings Game-by-Game Stanley Cup Playoff Results .....	228-239
Red Wings Team & Individual Playoff Records .....	240-242
Red Wings All-Time Playoff Scoring and Goaltending Leaders .....	243-244
Red Wings in NHL All-Stars Games .....	245
Red Wings Championships & Stanley Cup Finals .....	246
Red Wings Entry Draft Selections .....	247-250
Transactions Through the Years .....	251-261
Wearers of the Winged Wheel .....	264-271
All-Time Numbers .....	272-283
Media Information & Guidelines .....	284-285
Detroit Sports Media Association .....	286
Red Wings in the Community .....	288-293
Red Wings Attendance Records .....	294
Little Caesars Arena .....	295
How to Figure Various Statistics .....	296-297
NHL Management .....	298-299
2017-18 NHL Officials .....	300
2017-18 NHL Key Dates Calendar .....	301-302

**EDITORS:** Todd Beam, Kyle Kujawa, Alex DiFilippo **STATISTICIANS/RESEARCH:** Greg Innis, Bob Waterman/Randy Robles-Elias  
**Sports Bureau CREATIVE SERVICES:** Bryan Durren, Jim Ruffner **CONTRIBUTORS:** Nick Barnowski, Kevin Brown, Anne Bowlby  
**COVER DESIGN:** Jim Ruffner **PHOTOGRAPHY:** Dave Reginek/Getty Images, Dan Mannes, Mark Newman/GR Griffins



# 2017-18 DETROIT RED WINGS

## DETROIT RED WINGS, INC.

Little Caesars Arena • 2645 Woodward Avenue • Detroit, MI 482201

Phone: (313) 471-7000 • FAX PR: (313) 567-0296

Media Hotline: (313) 471-7599

DetroitRedWings.com

Capacity: TBD


In Memoriam .....	MIKE ILITCH (1929-2017)
Owner/Secretary-Treasurer .....	MARIAN ILITCH
President and CEO/Governor .....	CHRISTOPHER ILITCH
Senior Vice President/Alternate Governor .....	JIM DEVELLANO
Executive Vice President/General Manager .....	KEN HOLLAND
Assistant General Manager .....	RYAN MARTIN
Assistant to the General Manager .....	KRIS DRAPER
Director of Player Evaluation .....	JIRI FISCHER
Director of Player Development .....	SHAWN HORCOFF
Player Development Assitant .....	DAN CLEARY
Director, Statistical Analysis & Hockey Administration .....	BRYAN CAMPBELL
Group President, Sports and Entertainment .....	CHRIS GRANGER
President and CEO, Olympia Entertainment/Alternate Governor Red Wings .....	TOM WILSON
Senior Vice President, Olympia Entertainment/General Counsel Red Wings ..	ROBERT E. CARR
Head Coach .....	JEFF BLASHILL
Assistant Coaches .....	JOHN TORCHETTI, DOUG HOUDA, PAT FERSCHWEILER
Goaltending Coach .....	JEFF SALAJKO
Assistant Coach/Video .....	ADAM NIGHTINGALE
Assistant Video Coach .....	JEFF WEINTRAUB
Director of Pro Scouting .....	MARK HOWE
Pro Scouts .....	GLENN MERKOSKY, BRUCE HARALSON, KIRK MALTBY, ARCHIE HENDERSON
Director of Amateur Scouting .....	TYLER WRIGHT
Chief Amateur Scout .....	JEFF FINLEY
Amateur Scouts .....	MARIO MAROIS, ANDREW DICKSON, KELLY HARPER, SAM LITES, MARK MULLEN, BRENDAN FLEMMING, MARTY STEIN
Director of European Scouting .....	HAKAN ANDERSSON
European Scouts .....	VLADIMIR HAVLUJ, NIKOLAI VAKOUROV, ANTONIN ROUTA
Ambassador .....	CHRIS CHELIOS
Vice President of Finance .....	PAUL MACDONALD
Executive Assistant & Immigration Manager .....	KIM BRODIE
Team Travel Coordinator .....	LISA WRIGHT
Head Athletic Therapist .....	PIET VAN ZANT
Head Equipment Manager .....	PAUL BOYER
Assistant Athletic Therapist .....	RUSS BAUMANN
Assistant Equipment Managers .....	JOHN REMEJES, BRADY MUNGER
Strength and Conditioning Coach .....	MIKE KADAR
Team Masseurs .....	SERGEI TCHEKMAREV
Massage Therapist .....	INAR TREIGUTS
Team Dietitian .....	LISA MCDOWELL
Director of Public Relations .....	TODD BEAM
Communications Professionals .....	KYLE KUJAWA, ALEX DIFILIPPO
Director of Community Relations & DRW Foundation .....	KEVIN BROWN
Community Relations Manager .....	ANNE BOWLBY
Community Relations Coordinator .....	MERIDETH GOKEY
Detroit Red Wings Foundation Coordinator .....	KELSEY RENTNER
Team Medical Director .....	DR. DONALD WEAVER
Team Physicians .....	DR. ANTHONY COLUCCI, DR. DOUG PLAGENS
Team Dentists .....	DR. JEFFREY BOOGREN, DR. RANDY FREIJ
Team Photographer .....	DAVE REGINEK
Radio Announcers, 97.1 The Ticket .....	KEN KAL, PAUL WOODS
Television Announcers, FOX Sports Detroit .....	KEN DANIELS, MICKEY REDMOND





# 2017-18 DETROIT RED WINGS MOMENTS

## LITTLE CAESARS ARENA



**LITTLE CAESARS ARENA:** *On Sept. 5, 2017, years of building and decades of planning came to fruition as Little Caesars Arena officially opened its doors with a ribbon-cutting ceremony attended by thousands. The world-class sports and entertainment venue will bring hundreds of events every year to the heart of downtown Detroit. For the Red Wings, Little Caesars Arena offers an array of amenities, including the team's on-site practice facility, a full kitchen in the dressing room staffed by a team of chefs, and 25,000 square feet of total space of the team's operation. (Photo credit: Detroit Red Wings Archive)*



*A Life Well Lived*



*MIKE* ILITCH

---

1929 -2017



---

Mike Ilitch was a once-in-a-generation entrepreneur and champion for Detroit.

He and his wife, Marian, invested their family savings in 1959 to open the first Little Caesars store in a Detroit suburb. That single mom-and-pop pizza shop grew into the world's largest carryout pizza chain with restaurants in 50 U.S. states and over 20 international markets.

Success in the pizza business enabled Mike to invest in other businesses in the food, sports and entertainment industries.

Mike and Marian purchased the Detroit Red Wings in 1982. While the team was known as the Dead Wings at the time, Mike believed they were a sleeping giant and immediately took charge to turn the team around. By 1997, the Red Wings won their first Stanley Cup in 42 years, and they went on to win three more. Four Stanley Cup parades held along Woodward Avenue in Detroit attracted hundreds of thousands of people, many from the suburbs who had not been to downtown Detroit in decades. Detroit became known as *Hockeytown* and brought a sense of pride to the area's hockey fans and the community as a whole.

Mike was inducted into the National Hockey League Hall of Fame in 2003, the US Hockey Hall of Fame and the Michigan Sports Hall of Fame in 2004, and was a member of *Sports Business Journal's* 2014 Class of Champions: Pioneers & Innovators in Sports Business.

Throughout Mike's life and career, he remained true to his hometown and was a zealous supporter of Detroit, working tirelessly to help it prosper and to bring pride to the city.

Today – true to Mike's dream of a bustling downtown – the Ilitch organization is transforming dozens of blocks of largely underutilized land in Detroit into a special area for everyone in the community to enjoy. The District Detroit includes retail and residential spaces, as well as the new, state-of-the-art Little Caesars Arena, home of the Detroit Red Wings, Detroit Pistons, and world-class entertainment and community events.

Mike believed passionately in giving back to the community. As the parents of children who played hockey, Mike and Marian established the Little Caesars Amateur Hockey Program in 1968, and it has provided opportunities for tens of thousands of young people to play hockey.

Ilitch Charities and its affiliates, the Detroit Red Wings Foundation and the Detroit Tigers Foundation, have given tens of millions of dollars in cash and in-kind contributions to deserving organizations across the community.

Additionally, Mike and Marian personally gifted nearly \$50 million to Detroit's Wayne State University – \$8 million to the Department of Surgery and \$40 million dedicated to establish the new Mike Ilitch School of Business, which will train and educate the next generation of the city's great entrepreneurs.

Mike was a devoted husband, a kind-hearted family man, a big-idea businessman, a hands-on leader, dedicated philanthropist and a champion for Detroit who will be forever missed.

In 2012, he wrote, "Develop a love for all people; be humble; work hard. I guarantee you will be successful in life." He did just that and had a life well lived.

---

# DETROIT RED WINGS OWNERSHIP



## MARIAN ILITCH

Owner/Secretary-Treasurer

Marian Ilitch is a leading entrepreneur in the food, sports and entertainment industries and is widely recognized as one of the most successful, self-made businesswomen in the country.

Working hand-in-hand, Marian and her husband and lifetime business partner, Mike Ilitch (1929-2017), grew a single Little Caesars pizza store into the world's largest carry-out pizza chain with restaurants in 50 U.S. states and over 20 international markets.

Avid hockey fans, the couple expanded their business interests when they purchased the underperforming Red Wings in 1982. Under Ilitch ownership, the Red Wings have won 16 divisional championships, six President's Trophies, six Campbell Bowls and four Stanley Cups.

Through the years, Ilitch-owned businesses have grown to include Blue Line Foodservice Distribution, Olympia Entertainment, the Detroit Tigers, Olympia Development of Michigan, Little Caesars Pizza Kit Fundraising Program, Ilitch Holdings, Inc. and Champion Foods. Marian also owns MotorCity Casino Hotel.

Today, the Ilitch organization is transforming dozens of blocks of largely underutilized land in Detroit into a special area for everyone in the community to enjoy – much like the lively Detroit Marian experienced in her youth.

The District Detroit includes office, retail and residential spaces, as well as the new, state-of-the-art Little Caesars Arena, home of the Detroit Red Wings and Detroit Pistons, and world-class entertainment and community events.

Giving back to the community is Marian's trademark. As the parents of children who played hockey, Marian and Mike established the Little Caesars Amateur Hockey Program in 1968, and it has provided opportunities for tens of thousands of young people to play hockey.

Ilitch Charities and its affiliates, the Detroit Red Wings Foundation and the Detroit Tigers Foundation, have given tens of millions of dollars in cash and in-kind contributions to deserving organizations across the community.

Additionally, the couple personally gifted nearly \$50 million to Detroit's Wayne State University – \$8 million to the Department of Surgery and \$40 million dedicated to establish the new Mike Ilitch School of Business, which will train and educate the next generation of the city's great entrepreneurs.



# DETROIT RED WINGS MANAGEMENT



## CHRISTOPHER ILITCH

President and CEO, Ilitch Holdings, Inc.  
Governor, President and CEO, Detroit Red Wings

Christopher Ilitch is president and CEO of Ilitch Holdings, Inc., a professional services company that supports certain businesses that were founded or purchased by Detroit entrepreneurs Mike and/or Marian Ilitch. These businesses include: Little Caesars Pizza, Blue Line Foodservice Distribution, the Detroit Red Wings, Olympia Entertainment, the Detroit Tigers, Olympia Development of Michigan, Little Caesars Pizza Kit Fundraising Program and Champion Foods.

Additionally, Marian Ilitch owns MotorCity Casino Hotel. Together, these companies employ 23,000 people. Their combined revenue in 2016 was \$3.4 billion.

For nearly 30 years Christopher has served in a variety of roles throughout the Ilitch companies. He led the development of the new, state-of-the-art Little Caesars Arena – home of the Detroit Red Wings and Detroit Pistons, and world-class entertainment and community events – and is currently leading the most ambitious development effort in the organization's history, The District Detroit. A vibrant, walkable destination, The District Detroit is a dynamic sports and entertainment district comprised of eight world-class theatres, five neighborhoods and four professional sports teams. The economic impact of this project to the Detroit region and the state of Michigan is expected to exceed \$2 billion.

Christopher also serves as chairman of Ilitch Charities, a nonprofit organization that promotes charitable purposes aimed at developing communities and enhancing lives. In addition, he is involved in various business and civic groups that help improve and promote Detroit and the region. He serves on the board, executive committee and nominating committee for Business Leaders for Michigan as well as the board and executive committee for the Downtown Detroit Partnership. He is also a member of the board of directors for the Detroit Economic Club.

Christopher has served on host/hospitality committees for several large-scale sporting events in Detroit, including the 2010 NCAA Men's Frozen Four Hockey Championship (co-chair), the 2009 NCAA Final Four Men's Basketball Tournament, Super Bowl XL and the 2005 Major League Baseball All-Star game (chair).

Christopher holds a bachelor's degree in business administration from the University of Michigan in Ann Arbor. He and his wife Kelle have three children and reside in metro Detroit.



**THE  
DISTRICT  
DETROIT**

**Little Caesars  
arena**

**GET CONNECTED TO  
THE DISTRICT DETROIT  
XFINITY**

---

**TO CONNECT:**

- Open your phone's settings application.
- Select the "Wi-Fi" option in your settings menu.
- Connect to The District Detroit XFINITY.
- Start using wireless Internet connection.



**XFINITY WiFi**



# DETROIT RED WINGS MANAGEMENT



## JIM DEVELLANO

Senior Vice President/Alternate Governor

Jim Devellano enters his 36th season with the Detroit Red Wings and celebrates his 51st season overall in the National Hockey League in 2017-18. His tenure with the Red Wings makes him the longest-serving hockey employee in the history of the team.

Devellano continues to be a driving force behind Detroit's success, as well as a strong influence in the evolution and improvement of the league itself. Devellano can be credited with carefully building Detroit's 1997, 1998, 2002 and 2008 Stanley Cup Championship teams through the Entry Draft, savvy trades and aggressive free agent acquisitions.

He choreographed the Red Wings' steady rise into the powerful club that has reached the Stanley Cup Final six times and lifted the coveted Cup in triumph four times, giving Devellano his fourth, fifth, sixth and seventh Stanley Cup rings (three with New York Islanders and four with Detroit).

Devellano was the first individual hired by owners Mike and Marian Ilitch after purchasing the Red Wings in June, 1982. He was the team's general manager for eight seasons before ascending to his current position as senior vice-president on July 13, 1990. An excellent judge of talent throughout his 50 years in the NHL, Devellano believes that building a solid foundation begins with a capable scouting staff and strong Entry Draft selections. Evidence of the wisdom in this plan can be seen in Devellano's first draft as Red Wings general manager when he tabbed future Hall-of-Famer Steve Yzerman in the 1983 Entry Draft to be the cornerstone of the franchise.

Devellano was one of the first NHL general managers to assemble a strong European scouting staff back in 1984, a progressive move that has produced several Red Wings standouts including Russians Sergei Fedorov, Slava Kozlov, Vladimir Konstantinov and Pavel Datsyuk, and Swedes Nicklas Lidstrom, Tomas Holmstrom, Henrik Zetterberg, Johan Franzen and Niklas Kronwall.

Through the course of Devellano's tenure with the Red Wings, Detroit has participated in ten conference finals (1987, '88, '95, '96, '97, '98, '02, '07, '08, '09) and six Stanley Cup Finals (1995, '97, '98, '02, '08, '09), collected six Presidents' Trophies (1995, '96, '02, '04, '06, '08), eight regular-season Western Conference championships (1994, '95, '96, '02, '04, '06, '07, '08) and 16 division championships (1988, '89, '92, '94, '95, '96, '99, '01, '02, '03, '04, '06, '07, '08, '09, '11).

Devellano is the proud owner of 17 championship rings. His impressive collection includes: seven Stanley Cup rings (N.Y. Islanders 1980, 1981, 1982 and Detroit 1997, 1998, 2002 and 2008), five Calder Cup championship rings in the American Hockey League with Adirondack (1986, 1989 and 1992) and Grand Rapids (2013 and 2017), two Adams Cup championship rings in the Central Hockey League (Fort Worth 1978 and Indianapolis 1982), and one Riley Cup championship ring in the East Coast Hockey League (Toledo 1994). Devellano also added a pair of MLB American League championship rings in 2006 and 2012 while serving as senior vice-president of the Detroit Tigers.

In addition to his duties as senior vice-president, Devellano serves as the team's alternate on the NHL's Board of Governors.

His litany of accomplishments while in Detroit earned him induction into the Michigan Sports Hall of Fame in 2006.

He has been instrumental in many historical decisions in the National Hockey League. In 1980, it was Devellano who campaigned to have the annual NHL Entry Draft moved from a hotel ballroom into various NHL arenas, transforming the draft into an exciting fan-friendly event for fans of all NHL teams to witness what occurs with each team as the draft takes place. Devellano was also responsible for bringing the Entry Draft to the United States for the very first time on June 13, 1987, at Joe Louis Arena. Additionally, it was at Devellano's suggestion that the NHL instituted a new overtime format beginning with the 1999-00 season that included skating four aside as well as one point for each team following a five-minute overtime and an additional point if a team is victorious in overtime.

Having served as a teacher and mentor to numerous front office personnel over the years, Devellano's influence has reached several NHL clubs. Currently, there are three NHL general managers who have succeeded under Devellano's tutelage - Detroit General Manager Ken Holland, Steve Yzerman of the Tampa Bay Lightning and Jim Nill of the Dallas Stars.

Devellano, 74, did not play professional hockey, but rose through the ranks in various capacities in his native Toronto. Joining former Red Wings coach Scotty Bowman, he became a scout with the St. Louis Blues in 1967 when the NHL expanded from six to 12 teams. Also, it was Devellano's strong recommendation to owner Mike Ilitch that led to Scotty Bowman's hiring by the Wings.

Joining the New York Islanders as a scout when that club was founded in 1972, Devellano's scouting skills helped build a team that won four consecutive Stanley Cup titles (1980-83). It was Devellano who highly recommended that Islanders GM, Bill Torrey, hire Al Arbour to coach the club. Arbour was captain of the St. Louis Blues when Devellano scouted for the franchise. The recommendation turned out better than expected as Arbour guided the Islanders to four consecutive Stanley Cup championships. In 1979-80, he became general manager of the Islanders' Indianapolis (IHL) farm club and was named Minor League Executive of the Year by The Hockey News. He returned to New York in 1981 as the Islanders' assistant general manager.

Devellano's extraordinary contributions to the cities of St. Louis, Indianapolis, New York and Detroit helped earn him the Lester Patrick Award in October, 2009, for his outstanding service to the sport of hockey in the United States. Devellano also reached the pinnacle of his profession when he was inducted into the Hockey Hall of Fame in the Builder Category on November 8, 2010, in Toronto.

Devellano is currently a member of the International Society of Hockey Research and is part owner of the Indianapolis Indians (AAA) baseball team. He authored a book in 2008, "The Road To Hockeytown", that chronicles his more than 40 incredible years in the game of hockey.

On a personal level, in 2003 Devellano set up two private foundations supporting mostly children's charities in the United States and Canada.

Devellano is also part-owner of the Ontario Hockey League's Saginaw Spirit. He resides in Detroit and Sarasota, Florida.



# DETROIT RED WINGS MANAGEMENT



## KEN HOLLAND

Executive Vice President/General Manager

Ken Holland enters his 21st season as general manager of the Red Wings and his 35th year with the organization. He is arguably the most successful general manager in all of professional sports

since ascending to the role. Since Holland was appointed to his current position in July 1997, the Red Wings have more wins (982) than any other franchise in the National Hockey League, including 863 regular season wins and 119 playoff victories. Under Holland's watch, the Red Wings have won three Stanley Cups (1998, 2002, '08), four Presidents' Trophies (2002, '04, '06, '08), 10 Central Division titles (1999, 2001, '02, '03, '04, '06, '07, '08, '09, '11) and five regular-season Western Conference titles (2002, '04, '06, '07, '08). Detroit has reached 100 regular-season points 13 times in the last 16 seasons (excluding the shortened 2012-13 campaign). No other organization has had more than nine 100-point seasons in the same span. Additionally, the Red Wings qualified for the playoffs in each of Holland's first 19 seasons as general manager, helping the team reach 25 consecutive postseason appearances overall – the third-longest streak in NHL history.

Holland's two decades at the helm have presented many challenges in keeping the Red Wings competitive, perhaps none more significant than the introduction of the NHL's salary cap. In 2005-06, after drastically cutting payroll to comply with cap limitations, he assembled a team that won the second-most games in Red Wings' history (58) and the Presidents' Trophy. Detroit went on to win 50, 54 and 51 games over the next three seasons to become just the third team in NHL history to record 50-or-more wins in four consecutive seasons. The team posted a 54-21-7 record in 2007-08 to capture the franchise's sixth Presidents' Trophy and 11th Stanley Cup championship, and returned to the Stanley Cup Final the following season, falling just one game short of becoming the first team to repeat as Stanley Cup champions since the Red Wings of 1997 and 1998. For his efforts, Holland was named the NHL's GM of the Decade (2000-09) by Sports Illustrated.com.

In just his second season as general manager in 1999, Holland orchestrated an amazing 24-hour period at the NHL's trade deadline that saw Detroit acquire four top-tier players in Chris Chelios, Ulf Samuelsson, Wendel Clark and Bill Ranford. While the Red Wings were unable to capture a championship that season, Holland's moves were widely regarded as both sound and aggressive, providing Detroit with the best possible chance of defending its 1998 Stanley Cup title.

Just two seasons later, Holland pulled off another flurry of free-agent signings, starting on May 24, 2001, when he signed defenseman Fredrik Olausson, a veteran of 14 NHL seasons, out of the Swiss Hockey League. Holland continued to improve the roster

on July 1, when he traded forward Slava Kozlov and a first-round draft pick to the Buffalo Sabres for elite goaltender Dominik Hasek. The next day, Holland signed free-agent forward Luc Robitaille to a two-year deal, and later in the summer, Holland inked Brett Hull to a two-year contract. These four high-profile stars played integral roles in helping Detroit capture the 2002 Stanley Cup.

The 11th GM in club history, Holland is a big proponent of team continuity and has worked diligently throughout his time at the helm to secure new contracts with many of the organization's homegrown players. In recent years, Holland has procured long-term deals with Henrik Zetterberg, Johan Franzen, Niklas Kronwall, Justin Abdelkader and Jimmy Howard. In addition, Holland's ability to add veteran stars such as Brian Rafalski, Marian Hossa, Mike Modano, Daniel Alfredsson, and most recently, top free agents such as Mike Green, Frans Nielsen and Trevor Daley, has complemented the emphasis on developing talent from within.

Holland oversees all aspects of Detroit's hockey operations, including all matters relating to player personnel, development, contract negotiations and player movement. Due to his numerous responsibilities as GM, Holland now plays a less prominent role at the NHL Entry Draft after being the main point person during his seven years as amateur scouting director. In that capacity, he can be credited with assembling some of Detroit's best young talent, including the likes of Vyacheslav Kozlov, Darren McCarty, Chris Osgood and Martin Lapointe.

Holland, 61, was elevated to his current position in 1997. Prior to that, he handled several different front-office duties for the club over a 15-year period. Holland began his off-ice career in 1985 following a professional career as a goaltender, primarily in the American Hockey League. He started with the Wings organization as a western Canada scout, followed by seven years as amateur scouting director and three years as assistant general manager.

A native of Vernon, British Columbia, Holland played in the junior ranks for WHL's Medicine Hat Tigers in 1974-75. He was Toronto's 13th pick (188th overall) in the 1975 NHL Entry Draft, but never saw action with the Maple Leafs. Holland twice signed with NHL teams as a free agent – in 1980 with Hartford and 1983 with Detroit. He spent most of his pro career in the AHL with Binghamton, Springfield and Adirondack. He made his NHL debut in 1980-81, playing one game with Hartford followed by three games for Detroit in 1983-84. In February 1998, Holland was inducted into the Binghamton (NY) Sports Hall of Fame.


On the international stage, Holland served as associate director for Hockey Canada at the Winter Olympic Games in 2010 (Vancouver) and 2014 (Sochi). Team Canada captured the gold medal at both tournaments, putting together one of the most dominant runs in international hockey history in 2014 after never trailing in any game and surrendering just three goals against during their undefeated 6-0 tournament.

Ken and his wife, Cindi, reside in suburban Detroit and have four children: Brad, Julie, Rachel and Greg.





# DETROIT RED WINGS MANAGEMENT



## RYAN MARTIN

Assistant General Manager

Ryan Martin enters his eighth season as assistant general manager and his 13th overall as a member of Detroit's front office team. Martin is primarily responsible for collective bargaining agreement adminis-

tration and compliance, salary cap management, player contract research and analysis, and salary arbitration preparation. He is also involved extensively in all facets of player contract negotiations, strategic planning and player evaluations at both the professional and amateur levels. In addition, Martin is currently in his fifth season serving as general manager of the American Hockey League's Grand Rapids Griffins, who have captured two Calder Cup championships in the last five seasons (2013 and 2017). He oversees all aspects of hockey operations for the Griffins including player

personnel decisions, player development, contract negotiations and player movement.

Prior to joining the Red Wings in 2005, Martin practiced law from 1998-1999 in Denver, Colorado with the firm of Messner & Reeves, LLC, specializing in corporate, commercial transactional, and taxation law. From 1999-2003 he worked in Denver as an attorney and NHLPA certified player agent with Kurt Overhardt, PC and KO Sports, Inc., representing professional hockey players in all facets of their careers. From 2003-2005, Martin served as the in-house corporate counsel for a group of closely held businesses in Massachusetts and also worked as a part-time scout for the Omaha Lancers (USHL).

A native of Connecticut, Martin graduated from Trinity College in 1992 with a Bachelor of Arts degree in Economics and Legal Studies. He went on to earn a law degree from the University of Denver, College of Law in 1997 and an LL.M. in taxation from the University of Denver, College of Law in 1998.

Ryan and his wife, Candace, reside in suburban Detroit with their daughter, Ava and son, Cam.



## KRIS DRAPER

Assistant to the General Manager

Kris Draper enters his seventh season in the Red Wings' front office and his 24th year overall with the organization. In his position as assistant to the general manager, Draper works closely with Detroit's management team, as-

sisting in player evaluation at both the professional and amateur levels. He also provides input regarding potential trades and free agent signings, as well as insight into prospective selections at the annual NHL Entry Draft.

Draper announced his retirement as a player on July 26, 2011, after 20 seasons in the National Hockey League. He was originally a third-round pick (62nd overall) of the Winnipeg Jets in the 1989 NHL Entry Draft. Draper played 20 games over three seasons in Winnipeg before the Jets dealt him to Detroit on June 30, 1993, in exchange for future considerations.

Draper spent the next 17 seasons in the Motor City. He became a fixture in Detroit's lineup during the 1993-94 season and played center on what became known as the 'Grid Line' with Kirk Maltby, and at different times, Darren McCarty and Joe Kocur. They formed one of the most revered lines in Red Wings history and played an integral role in helping Detroit end a 42-year drought by captur-

ing the 1997 Stanley Cup with a sweep of the Philadelphia Flyers. Draper was also part of championship runs by the Red Wings in 1998, 2002 and 2008. He joins Nicklas Lidstrom, Tomas Holmstrom, Kirk Maltby and Darren McCarty as the only players to hoist the Cup in each of Detroit's last four championship seasons.

The Toronto, Ontario, native enjoyed his best statistical season in 2003-04. He registered career-highs with 24 goals, 40 points and five shorthanded goals in just 67 games. Despite the jump in his offensive production, Draper's defensive responsibilities never wavered and he was rewarded with the 2004 Frank J. Selke Trophy as the NHL's top defensive forward.

Recognized throughout his career as one of the top penalty killers and face-off men in the NHL, Draper also played a vital role by checking the top lines of opponents and wearing down opposing defenses with his speed and tenacity. He served as Detroit's alternate captain for five seasons from 2006-07 through 2010-11. On February 2, 2009, he became just the 235th player in NHL history to play in 1,000 career games. Just six weeks later on March 17, 2009, he became the fifth player in team history to play 1,000 games in a Red Wings sweater joining Gordie Howe, Alex Delvecchio, Steve Yzerman and Nicklas Lidstrom. His postseason longevity is equally impressive. Draper never missed the playoffs during his 17 seasons in Detroit and appeared in 220 postseason games for the Red Wings, second in club history behind only Nicklas Lidstrom (263).

Kris and his wife, Julie, have two daughters, Kennedy and Kamryn, and a son, Kieman, and reside in Bloomfield Hills.



# DETROIT RED WINGS MANAGEMENT



## JIRI FISCHER

Director of Player Evaluation

---

Jiri Fischer enters his second season as director of player evaluation for the Red Wings and his 11th season working in the Red Wings front office. Fischer was

elevated to his current role prior to the 2016-17 campaign after nine seasons as director of player development for the Red Wings, where he oversaw and worked hands-on with the team's prospects across the world, mentoring and evaluating players until they reached the professional level. As director of player evaluation, Fischer still travels extensively, splitting his

time between Europe and North America to scout potential free agent acquisitions and draft-eligible players.

Fischer was selected by Detroit in the first round (25th overall) of the 1998 NHL Entry Draft. An imposing figure on defense at 6-5 and 235-lbs., he patrolled the blue line for Detroit from 1999-00 through 2005-06. In 305 career games, the Horovice, Czech Republic, native scored 11 goals and collected 60 points. He also amassed 295 career penalty minutes. Fischer won the Stanley Cup as a player with Detroit in 2002 and was selected as the Red Wings' Rookie of the Year by the Detroit Sports Broadcasters Association following the 1999-00 season.

Jiri has two children, Braidan and Lukas, and resides in suburban Detroit during the season.



## SHAWN HORCOFF

Director of Player Development

---

Shawn Horcoff enters his second season as the Red Wings' director of player development, joining the Red Wings prior to the 2016-17 season after a 1,008-game NHL career. The

39-year-old oversees and evaluates Detroit's prospects playing at the junior or collegiate level or in Europe. He is also tasked with running the team's Development Camp, held each July in Traverse City, Mich. During the annual five-day camp, a group of recent Red Wings draft picks, free agent signings and undrafted invitees receive daily on-ice instruction and skill development from Horcoff and a team of coaches within the organization, take part in off-ice workouts and attend classes designed to help players make smooth

transitions to the life of a professional hockey player.

As a player, Horcoff was originally a fourth-round pick (99th overall) of the Edmonton Oilers in the 1998 NHL Entry Draft and went on to skate in the NHL from 2000-16, logging 511 points (186-325-511) and 624 penalty minutes. An NHL All-Star in 2008, Horcoff spent most of his NHL career with Edmonton (2000-13), serving as team captain from 2010-13 and producing a career-high 73 points (22-51-73) in 2005-06, while helping the Oilers reach the Stanley Cup Final. Horcoff also spent two seasons with the Dallas Stars (2013-15) and spent his final NHL campaign with the Anaheim Ducks in 2015-16.

Horcoff has ties to the state of Michigan, having racked up 152 points (50-102-152) in 155 games with the Michigan State Spartans from 1996-00. The Spartans were two-time CCHA champions (1998 and 2000) during Horcoff's collegiate career, which he capped off by winning the CCHA Player of the Year in 1999-00.



# DETROIT RED WINGS MANAGEMENT



## DAN CLEARY

Player Development Assistant

Daniel Cleary transitions to the front office this season in a player development role after capping off a 19-year professional hockey career following the 2016-17

campaign. In his new role, Cleary will work closely with director of player development Shawn Horcoff to evaluate, coach and mentor Detroit's prospects playing in major junior leagues and collegiate teams throughout North America, as well as Europe and the Red Wings' developmental affiliates in Grand Rapids (AHL) and Toledo (ECHL).

Cleary, 38, has been with the Red Wings organization since 2005-06. Formerly a first-round pick (13th overall) of the Chi-

cago Blackhawks in the 1997 NHL Entry Draft, Cleary spent the first eight years of his professional career between the Blackhawks, Edmonton Oilers and Phoenix Coyotes, as well as the AHL's Portland Pirates and Hamilton Bulldogs, IHL's Indianapolis Ice and one season with Mora IK in the Swedish Elite League. After coming to Red Wings training camp as a professional tryout, Cleary earned a contract and spent the next 10 seasons with the Red Wings, highlighted by three 20-goal seasons and a Stanley Cup championship in 2008.

After spending the past two seasons with the Grand Rapids Griffins, Cleary ends his playing career with 387 points (165-222-387) and 492 penalty minutes in 938 NHL games, in addition to 119 points (36-83-119) and 203 penalty minutes in 136 career AHL and IHL games. Cleary continues to reside in Bloomfield Hills with wife Jelena and daughters Elle and Lola.



## BRYAN CAMPBELL

Director of Statistical Analysis and Hockey Administration

Bryan Campbell begins his third season as director of statistical analysis and hockey administration. Joining the organization in the summer of 2015,

Campbell works closely with Executive Vice President and General Manager Ken Holland and Assistant General Manager Ryan Martin, focusing on advanced statistical analysis and analytics in the areas of salary trends, contract valuations, free agent market acquisitions, trades and other areas, as well as com-

parative research for contract negotiations and salary arbitrations, collective bargaining agreement administration and compliance and coordinating player transactions. He also scouts games locally at the professional, collegiate and junior levels.

A 2006 graduate of Union College with a degree in mechanical engineering, Campbell played college hockey and skated in 100 games with the Dutchmen from 2002-06. He went on to earn a master's degree in business administration at York University. Before his time with the Red Wings, Campbell worked in finance in New York.

Campbell is originally from Glanbrook, Ontario, and currently resides in Royal Oak.



# DETROIT RED WINGS COACHING STAFF



## JEFF BLASHILL

Head Coach

for Detroit before serving as head coach of the Grand Rapids Griffins, Detroit's American Hockey League affiliate, from 2012-15. After leading the Griffins to three of the most successful campaigns in the franchise's history, before ascending to his current role on June 9, 2015.

The 43-year-old is the 27th coach in franchise history, the first American to lead the Red Wings and just the third Michigan native to coach any major Detroit sports team, joining Steve Mariucci (Detroit Lions, 2003-05) and Dave DeBusschere (Detroit Pistons, 1964-67).

In his first season with the Red Wings, Blashill guided the club to its 25th consecutive postseason appearance, extending a streak that finished as the third-longest in NHL history. Blashill posted the sixth-best winning percentage (0.567) of any first-year head coach in Red Wings history. Through two seasons with the team, Blashill's head coaching record stands at 74-66-24.

Following the 2016-17 campaign, Blashill was tabbed head coach of the United States at the 2017 IIHF World Championship, jointly held in Paris, France and Cologne, Germany – marking his first time as head coach on an international stage. On a roster that included Dylan Larkin, Danny DeKeyser and Jimmy Howard, the United States finished at the top of its group with a 6-1 record but fell to Finland in the quarterfinals. Blashill had previously served as an assistant coach for USA Hockey at the 2006 Ivan Hlinka Memorial Tournament (silver medal), 2009 World Junior A Challenge (gold medal) and 2009 IIHF World Junior Championship (fifth place).

Blashill's time in Grand Rapids was highlighted by a 2012-13 campaign that saw Grand Rapids capture a regular-season Midwest Division title and eventually the first Calder Cup championship in the franchise's 17-year history. In 2014-15, the Griffins won the Midwest Division after reaching 100 points for the first time during Blashill's tenure with a 46-22-6-2 (W-L-OTL-SOL) record over the AHL's 76-game slate. The club advanced to the Western Conference Final for the second time in three seasons before falling to the Utica Comets in six games. In the 80-year history of the American Hockey League, no team played more playoff games (50) than the Griffins did during Blashill's run as head coach.

Born in Detroit and raised in Sault Ste. Marie, Mich., Blashill won the Louis A. R. Pieri Memorial Award as the AHL's most outstanding coach

in 2013-14 and was named head coach for the 2014 AHL All-Star Classic. In his three seasons with Grand Rapids, he compiled a 134-71-12-11 regular-season record and a 29-21 mark in the postseason, winning seven of nine total playoff series. He is the only coach in Griffins history to qualify for the playoffs in three consecutive seasons, leading the team to 92 points or better each year.

Not including players who went to Grand Rapids on conditioning stints, 35 players who skated for the Griffins over his three seasons went on to play at least one NHL game, including Danny DeKeyser, Luke Glendening, Petr Mrazek, Gustav Nyquist, Riley Sheahan and Tomas Tatar, who have all moved up to full-time roles with Detroit after winning the Calder Cup with Blashill in 2013. A total of 20 players who appeared for Detroit in 2016-17 had played for Blashill during his time in Grand Rapids. An additional eight players were also regulars for Detroit in 2011-12, which Blashill spent as an assistant coach in Detroit and helped the team to a 12th consecutive 100-point season.

Blashill joined the Red Wings' organization after one season as the head coach at Western Michigan University in 2010-11, where he doubled the Broncos win total from the previous season and led the school to its first appearance in the CCHA Championship game since 1986. He finished as a finalist for CCHA Coach of the Year, and was named National Coach of the Year by College Hockey News, Inside College Hockey and USCHO.com. Blashill made his head coaching debut with the United States Hockey League's Indiana Ice, compiling a 72-43-5 mark as head coach and general manager from 2008-10. The Ice earned a franchise-record 39 wins in 2008-09 and won the Clark Cup as champions of the USHL. He also developed nine players that played in the NHL or were selected in the NHL Entry Draft.

He began his coaching career with four seasons as an assistant coach for Ferris State University from 1998-02, followed by six seasons in the same role with Miami University in which the RedHawks qualified for the NCAA tournament four times. While overseeing the RedHawks' recruiting efforts, he brought in three Hobey Baker Finalists, six NCAA All-Americans and 11 first- or second-team All-CCHA players.

A goaltender in his playing days, Blashill spent his collegiate career at Ferris State and was the Bulldogs' Rookie of the Year in 1994-95, earned a spot on the CCHA All-Academic Team in 1996-97 and won FSU's President's Award in three consecutive years for having the highest grade-point-average on the Bulldogs. In 78 games over his four seasons in Big Rapids, he held a 27-36-5 record with two shutouts. He previously spent three seasons with the USHL's Des Moines Buccaneers, helping the team to a Clark Cup championship in 1992. He is one of two people in league history to win the Clark Cup as both a player and head coach.

Jeff and his wife, Erica, reside in Plymouth with three children: Teddy, Josie and Owen.



# DETROIT RED WINGS COACHING STAFF



## JOHN TORCHETTI

Assistant Coach

after guiding the Minnesota Wild to a playoff berth as the team's interim head coach in 2015-16.

Torchetti helped a Minnesota team that had lost 13 of 14 games prior to his hire on Feb. 13, 2016 finish the season with a 15-11-1 record. The Wild qualified for the playoffs but fell to the regular-season conference champion Dallas Stars in six games during the first round of the playoffs. Torchetti has served as a head coach in the NHL on three occasions, each time on an interim basis, collecting a 30-30-4-2 record with the Wild, Los Angeles Kings (5-7-0 in 2005-06) and Florida Panthers (10-12-4-1 in 2003-04). Prior to his stint with Minnesota, the Boston native was in his second season with the Iowa Wild and his fourth season as head coach of Minnesota's American Hockey League affiliate, having also led the Houston Aeros from 2011-13. He compiled a 113-129-36 record and led Houston to the playoffs in each of his two seasons.

The 53-year-old has also served as an assistant coach in the NHL with the

Tampa Bay Lightning (1999-01), Panthers (2002-04), Kings (2005-06), Chicago Blackhawks (2008-10) and Atlanta Thrashers (2010-11). He was a member of the 2010 Stanley Cup-champion Blackhawks and also helped Chicago reach the Western Conference Final in 2009. Torchetti spent the 2013-14 campaign as head coach of CSKA Moscow in the Kontinental Hockey League, guiding the team to a 32-20-2 finish.

Torchetti has coached in the professional ranks since 1993-94, breaking in as an assistant coach of the ECHL's Greensboro Monarchs from 1993-95. He has also served as head coach of the CHL's San Antonio Iguanas (1994-96), the IHL's Fort Wayne Komets (1996-98), the AHL's San Antonio Rampage (2002-03) and the QMJHL's Moncton Wildcats (2006-07). Torchetti also spent one season in Detroit, acting as general manager for the IHL's Detroit Vipers in 1998-99. As a head coach, Torchetti has a career record of 384-325-22-64 and was the CHL's Coach of the Year in 1995 and the IHL's Coach of the Year in 1998.

As a player, Torchetti saw time in the AHL and ECHL as well as the Atlantic Coast Hockey League and All-American Hockey League. He totaled 532 points (258-274-532) in 359 professional games over seven seasons from 1984-91. He primarily played with the Carolina Thunderbirds (1984-89) in the ACHL, AHL and ECHL but also skated for the ACHL's Virginia Lancers (1986-87), the AHL's Binghamton Whalers (1988-89) and ECHL's Winston-Salem Thunderbirds (1989-91). He won an ECHL Riley Cup championship with Carolina in 1989.



## DOUG HOUDA

Assistant Coach

Doug Houda is in his second season on the Detroit Red Wings bench, joining the organization last summer as an assistant coach following 10 seasons in the same role with the Boston Bruins. A former defenseman for the Red Wings from 1985-91 and 1998-99,

Houda officially joined the organization on May 10, 2016.

Houda, 50, helped the Bruins make the playoffs in seven consecutive seasons (2007-14) and win four division titles (2009, 2011 and 2012 Northeast, 2014 Atlantic), two regular-season Eastern Conference championships (2009 and 2014) and one President's Trophy after accumulating 117 points (54-19-9) during the 2013-14 campaign. The Bruins also won the Prince of Wales Trophy as Eastern Conference champions in 2011 and 2013 and captured the team's sixth Stanley Cup championship in 2011.

During Houda's tenure with the club, the Bruins compiled a 428-264-94 record, seventh-best in the NHL over that span. Boston's 57 playoff wins over the same duration are fourth-most in the league, trailing only Chicago (76), Detroit (66) and Pittsburgh (66). Houda also spent three seasons as an assistant coach in the American Hockey League with the Rochester Americans from 2003-06. The Amerks compiled a 125-86-16-13 record in the span and held the league's best record in 2004-05 at 51-19-4-6 (112 points).

A native of Blainmore, Alberta, Houda was originally drafted by the Red Wings in the second round (28th overall) of the 1984 NHL Entry Draft. The

former defenseman spent his junior career with the Western Hockey League's Calgary Wranglers and Medicine Hat Tigers, accumulating 184 points (44-140-184) and 618 penalty minutes in 259 games played from 1981-86. Houda made his professional debut in 1984-85 after skating in seven postseason games with the International Hockey League's Kalamazoo Wings and made his NHL debut the following season by appearing in six games for the Red Wings.

Houda spent parts of six NHL seasons in Detroit, totaling 31 points (5-26-31) and 251 penalty minutes in 172 games with the team from 1985-91 and in 1998-99 after being reacquired by the Red Wings from Anaheim. Houda played 561 NHL games with the Red Wings, Hartford Whalers, Los Angeles Kings, Buffalo Sabres, New York Islanders and Anaheim Mighty Ducks between 1985-03, recording 82 points (19-63-82) and 1,104 penalty minutes. He also appeared in 18 NHL playoff games, including six with the Red Wings, picking up three points (0-3-3) and 21 penalty minutes.

Houda logged more than 1,000 professional games during his 17-season playing career, as he also skated in 563 American Hockey League and International Hockey League games with the Adirondack Red Wings, Rochester Americans and Utah Grizzlies, notching 238 points (55-183-238) and 1,191 penalty minutes. An AHL First-Team All-Star with Adirondack in 1987-88, Houda also captured a Calder Cup championship during his time in the AHL with Rochester in 1995-96. He spent his final four seasons in Rochester from 1999-03 before moving to an assistant coaching role in 2003-04.

Houda and his wife, Shelly, have two children: son Kris and daughter Toni.



# DETROIT RED WINGS COACHING STAFF



## PAT FERSCHWEILER

Assistant Coach

Pat Ferschweiler, 47, begins his third season as an assistant coach with the Detroit Red Wings. He has worked alongside head coach Jeff Blashill since the 2014-15 campaign, when both were still with the American Hockey League's Grand Rapids Griffins.

In August of 2017, Ferschweiler coached the U.S. Under-17 Men's Select Team to a gold medal at the Under-17 Five Nations Tournament in the Czech Republic, posting a perfect 4-0 record during his first stint on an international coaching staff.

Prior to his time in the Red Wings organization, Ferschweiler spent four seasons at Western Michigan University, spending three seasons as an assistant coach (2010-13) before being promoted to associate head coach for 2013-14. In his inaugural campaign at WMU in 2010-11, Ferschweiler served under the charge of Blashill and helped the team to a 19-13-10 record, more than doubling the win total from the Broncos' previous season. Blashill and Ferschweiler's squad finished fourth in the CCHA with a conference record of 10-9-9 and earned its first bid to the CCHA championship game since 1996 after defeating the top-seeded Michigan, 5-2, in the CCHA semifinals.

During his second season with WMU, Ferschweiler assisted the Broncos in earning their first CCHA tournament championship since 1986. Under his guidance, current Red Wings defenseman Danny DeKeyser was named Second Team All-CCHA and Second Team All-American.

Ferschweiler also previously served as general manager and head coach of the Russell Stover Under-18 team of the Midwest Elite Hockey League, establishing the club as one of the country's elite youth hockey programs and winning numerous regional championships. He simultaneously acted as the director of hockey for the Kansas City Stars youth organization from 2005-09.

Prior to his coaching career, Ferschweiler enjoyed an eight-year playing career spanning the International Hockey League, East Coast Hockey League and British Ice Hockey Superleague. Most notably, he spent six seasons with the IHL's Kansas City Blades and compiled 159 points (46-113-159) in 355 games.

Ferschweiler is a 1993 graduate of WMU, where he spent three seasons (1990-93) with the Broncos and accumulated 95 points in 116 collegiate games. In his senior campaign, he earned honors as the Rob Hodge Most Valuable Player after amassing a career-best 15 goals and 20 assists.

Ferschweiler and his wife, Stacie, have two children: Mia and Avery.



## JEFF SALAJKO

Goaltending Coach

Jeff Salajko is in his second season as the Detroit Red Wings' goaltending coach. Salajko was promoted prior to last season after spending three seasons as the goaltending development coach

for the American Hockey League's Grand Rapids Griffins.

Salajko, 42, joined the Griffins during the 2013-14 campaign. Under his watch, the Griffins had one of the AHL's top goaltending tandems in 2015-16, with two goaltenders finishing top-10 in both goals-against average (Tom McCollum, 9th; Jared Coreau, 10th) and save percentage (McCollum, 3rd; Coreau, 14th). Prior to his time in Grand Rapids, Salajko spent three seasons as an assistant coach at Ohio State University (2008-11), focusing on goaltender development, one season as an assistant coach for

the Ohio Blue Jackets' junior teams (2011-12) and one season as goaltending coach for Ohio State's women's ice hockey club (2013-14).

The Kitchener, Ontario, native was originally a 10th-round pick (236th overall) of the San Jose Sharks in the 1993 NHL Entry Draft and enjoyed an eight-season professional playing career, seeing action with 11 different teams in four leagues. Salajko suited up for the AHL's Portland Pirates and Manitoba Moose (who he also represented in the IHL), the IHL's Indianapolis Ice and Kansas City Blades, the ECHL's Columbus Chill, Arkansas RiverBlades, Reading Royals, Peoria Rivermen and Charlotte Checkers, and he had brief stints with the CHL's Wichita Thunder and ACHL's Jacksonville Barracudas before retiring prior to the 2003-04 season. He compiled a 148-125-31 record and 12 shutouts over his 323-game pro career.





# DETROIT RED WINGS COACHING STAFF



## ADAM NIGHTINGALE

Assistant Coach/Video

Adam Nightingale is in his first season as assistant coach/video for the Detroit Red Wings. He was named the position on May 3, 2017, after spending one year as video coach for the Buffalo Sabres.

In addition to working with the Sabres in 2016-17, Nightingale, 37, worked on Jeff Blashill's Team USA staff at the 2017 IIHF World Championship, held jointly in Paris, France, and Cologne, Germany. The United States posted a 6-1 record through the opening round to earn the top seed in group play, but they fell to Finland in the quarterfinals.

Prior to his time with the Sabres, Nightingale served as head coach of the prestigious Shattuck St. Mary's bantam team in

Minnesota for two seasons (2014-16), winning a national championship in 2016. He also worked as a video coordinator for the United States at the 2015 IIHF World Junior Championship in Toronto and Montreal.

Nightingale, a native of Cheboygan, Mich., played hockey collegiately at Lake Superior State University (2000-02) and Michigan State University (2003-05), totaling 37 points (18-19-37) and 160 penalty minutes in 118 games with the Lakers and Spartans. Nightingale spent parts of four seasons playing professionally in the ECHL, recording 27 points (10-17-27) and 171 penalty minutes in 78 games for the Gwinnett Gladiators, Greenville Grrrowl and Charlotte Checkers from 2004-08. After hanging up his skates, Nightingale served as the director of hockey operations at Michigan State for four seasons (2010-14) before becoming a coach at Shattuck St. Mary's.



## JEFF WEINTRAUB

Assistant Video Coach

Jeff Weintraub is in his first season with the Red Wings in 2017-18, working with the coaching staff as assistant video coach. In his role, Weintraub works closely with Adam Nightingale, the

Red Wings' assistant coach/video, and is responsible for editing game film used by the coaching staff, recording practices and

organizing practice plans. He also logs clips during games and operates the team's video review system.

The Ann Arbor resident joins the Red Wings after serving as the Green Bay Gamblers video coach in 2015-16 and 2016-17. He also previously worked in a similar capacity with the University of Michigan during the 2014-15 season. He also attended the school and graduated in 2012 with a double major in political science and history.



# DETROIT RED WINGS SCOUTING STAFF



## MARK HOWE

Director of Pro Scouting

Mark Howe enters his 23rd year as part of Detroit's front office and his 26th season overall with the organization. After ending his professional hockey career on September 28, 1995, Howe joined the Red Wings front office as an assistant to the hockey operations department. In that capacity he began scouting the International Hockey League and American Hockey League. His energies, however, were primarily focused on preparing promising young defensemen within the organization for the National Hockey League at the club's minor-league affiliates.

Howe has his name engraved on the Stanley Cup four times. He was a pro scout for Detroit's championship runs in 1997, '98 and '02 and was in his current role as the club's director of pro scouting for the Wings' last title in 2008. Mark has repeated Howe family history as his father, Gordie, won a total of four Stanley Cup titles during his playing career with the Red Wings (1950, '52, '54 and '55).

Playing first in the World Hockey Association and then in the NHL,

Howe finished his career as the second-highest scoring defenseman in professional hockey with 1,246 points (1976-545A-742P in 929 NHL games; 208G-296A-504P in 426 WHA games). Howe played three seasons with the Hartford Whalers and 10 with the Philadelphia Flyers, before returning to his hometown Detroit, inking a free-agent deal with the Red Wings on July 8, 1992. He finished his playing career in the Motor City, appearing in 122 regular-season games and collecting eight goals and 64 points.

Howe was a First Team NHL All-Star defenseman in 1983, '86 and '87. In 1985-86, he led the league with a +85 rating, and followed with a +57 rating to pace all NHL defensemen in 1986-87. He was runner-up for the Norris Trophy in both 1986 and 1987, and was selected to five NHL All-Star Games (1981, '83, '85, '86 and '88). For all of his incredible achievements on the ice, Mark was inducted into the National Hockey League Hall of Fame in the player category on November 14, 2011, in Toronto.

Mark currently resides in New Jersey and has three children: Travis, Nolan and Azia.



## GLENN MERKOSKY

Pro Scout

Glenn Merkosky, 57, begins his 19th season as a member of Detroit's scouting staff and 26th season overall with the organization. His primary responsibilities include scouting the American Hockey League and National Hockey League, identifying talent and evaluating players for the organization. Merkosky consults with Detroit's front office personnel throughout the season regarding players to target via trades or free agency.

During his time with the organization, Merkosky served as both a head coach (1996-99) and an assistant coach (1991-92) for the team's former minor league affiliate, the Adirondack Red Wings. The Edmonton, Alberta, native is also Adirondack's all-time franchise leader in games played (430), goals (204), assists (212) and points (416). Merkosky played in 66 career National Hockey League games for the Hartford Whalers (7), New Jersey Devils (39) and Detroit Red Wings (20).

Glenn resides in Glens Falls, N.Y., with his wife, Jennifer. They have four children.



## BRUCE HARALSON

Pro Scout

Bruce Haralson enters his ninth campaign as a pro scout for the Detroit Red Wings after spending the previous 14 seasons as an amateur scout with the organization. His primary responsibilities include scouting National Hockey League clubs based in the western United States and

Canada, along with their American Hockey League affiliates. Bruce is responsible for evaluating talent at the NHL and AHL levels in order to provide input to Red Wings management regarding potential trades and free agent acquisitions. In his previous role, Bruce scouted amateur players in the junior and college ranks playing in the western United States and Canada in advance of the annual NHL Entry Draft.

Bruce and his wife, Lise, live in Lynden, Wash., and spend their summers in Phoenix, Ariz. They have two sons, Jay and Chad.





# DETROIT RED WINGS SCOUTING STAFF



## KIRK MALTBY

Pro Scout

Kirk Maltby returns for his eighth season as a pro scout with the Detroit Red Wings. The 44-year-old Cambridge, Ontario, native is responsible for evaluating players at both the National Hockey League and American Hockey League levels currently playing on clubs based in the central United States and Canada. Maltby's input is used by Detroit's management team when considering potential trades and free agent acquisitions. He also assists Detroit's coaching staff with advanced scouting reports on upcoming opponents.

Maltby played 16 seasons in the National Hockey League before retiring on October 12, 2010, and moving into his current role. He was originally a third-round draft pick (65th overall) of the Edmonton Oilers in the 1992 NHL Entry Draft. He spent

parts of three seasons in Edmonton before a trade deadline deal in 1996 brought him to Detroit in exchange for defenseman Dan McGillis. Maltby would spend the rest of his career in the Motor City, playing 908 games in a Red Wings sweater, tied for eighth-most in franchise history (Sergei Fedorov). He finished his career with 128 goals, 132 assists, 260 points and 867 penalty minutes. Maltby also appeared in 169 postseason games for the Red Wings, fifth-most in team history. He won four Stanley Cups while donning the winged wheel (1997, '98, 2002 and '08) and became a fan favorite thanks to his agitating style. He was a member of the infamous 'Grind Line' in Detroit along with teammates Kris Draper and Darren McCarty. Maltby became the 239th player in NHL history to play in 1,000 career games on February 27, 2009, when the Red Wings played host to the Los Angeles Kings at Joe Louis Arena.

Kirk and his wife, Wendy, reside in Grosse Pointe with their three children, Ella, Landon and Leighton.



## ARCHIE HENDERSON

Pro Scout

Archie Henderson begins his third season as a pro scout with the Red Wings. The former NHL forward has held similar positions with the Ottawa Senators and Washington Capitals. Henderson is responsible for identifying talent and working with Red Wings management regarding potential free agent acquisitions and trades and is based in the western United States and Canada.

Henderson played more than 15 professional seasons after originally being drafted by the Capitals. He made NHL stops in

Minnesota and Hartford over three stints from 1980-83. The long-time minor leaguer is regarded as one of the toughest of his time, topping 200 penalty minutes seven times before retiring in 1988. The Calgary, Alberta, native's playing career was bookended by stops in Michigan breaking into the International Hockey League with the Port Huron Flags in 1977-78 and skating his final season in the same league with the Saginaw Hawks in 1987-88. The 60-year-old was also a teammate of Red Wings general manager Ken Holland when the pair suited up for the American Hockey League's Binghamton Whalers in 1982-83.

Archie and his wife, Alice, make their home in Calgary.



# DETROIT RED WINGS SCOUTING STAFF

## AMATEUR SCOUTS

---



**TYLER WRIGHT**  
Director of  
Amateur Scouting



**JEFF FINLEY**  
Chief Amateur Scout



**MARIO MAROIS**  
Amateur Scout



**ANDREW DICKSON**  
Amateur Scout



**KELLY HARPER**  
Amateur Scout



**SAM LITES**  
Amateur Scout



**MARK MULLEN**  
Amateur Scout



**BRENDAN FLEMMING**  
Amateur Scout



**MARTY STEIN**  
Amateur Scout

## EUROPEAN SCOUTS

---




**HAKAN ANDERSSON**  
Director of  
European Scouting



**VLADIMIR HAVLUJ**  
European Scout




**NIKOLAI VAKOUROV**  
European Scout



**ANTONIN ROUTA**  
European Scout



# TRAINING, EQUIPMENT & MEDICAL STAFF



**PIET  
VAN ZANT**  
Athletic Trainer



**RUSS BAUMANN**  
Assistant  
Athletic Trainer



**PAUL BOYER**  
Equipment  
Manager



**JOHN REMEJES**  
Assistant  
Equipment  
Manager



**BRADY MUNGER**  
Assistant  
Equipment  
Manager



**SERGEI  
TCHEKMAREV**  
Team Masseur



**ANTHONY  
COLUCCI, D.O.**  
Team Physician



**DONALD W.  
WEAVER, M.D.**  
Team Medical  
Director



**DOUGLAS G.  
PLAGENS, M.D.**  
Team Physician



**DR. JEFFREY  
BOOGREN**  
Team Dentist



**DR. RANDY  
FREIJ**  
Team Dentist



**AINARS  
TREIGUTS**  
Team Masseur

## TRAINERS

**PIET VAN ZANT** is entering his 16th season as head athletic trainer and 24th overall with the organization. He joined the Red Wings' staff as an assistant athletic trainer for the 1999-00 season after spending six years with Detroit's AHL franchise in Glens Falls, N.Y. Van Zant received a bachelor's degree in athletic training from Central Michigan University in 1993. Piet and his wife, Missy, reside in suburban Detroit with their four children Jared, Dylan, Mikayla and McKenna.

**RUSS BAUMANN** enters his 16th season with the Red Wings as the club's assistant athletic therapist. The Livonia native graduated from Central Michigan University with a bachelor's degree in athletic training in 1993 and his Master's in physical therapy from Wayne State University in 1999. Russ and his wife, Jennifer, reside in suburban Detroit with their son, Blake, and daughter, Hailey.

## EQUIPMENT STAFF

**PAUL BOYER** enters his 25th season as equipment manager after joining the Wings for the 1994-95 season following one season with the New Jersey Devils. A native of Sault Ste. Marie, Ontario, Boyer earned a bachelor of science degree from Lake Superior State University, then spent five years as the school's hockey trainer before heading to the National Hockey League. Boyer was selected to work the 2002 NHL All-Star Game in Los Angeles. He served seven years as president of the Society of Professional Hockey Equipment Managers (SPHEM). Prior to being named president of SPEHM, Boyer was secretary for four terms. Paul and his wife, Helen, have three children and reside in Grosse Pointe.

**JOHN REMEJES** enters his 10th season as an assistant equipment manager of the Red Wings. The Mt. Clemens native was part of the game night staff for 14 years, beginning as a stick boy for visiting teams at age 16, prior to his first year as a full-time assistant equipment manager in 2008-09. John attended Central Michigan University and Alma College.

**BRADY MUNGER** begins his third season as an assistant equipment manager for the Red Wings, joining the organization from Major League Baseball's Detroit Tigers, where he served in a similar capacity for parts of four seasons in addition to working with the Tigers' minor-league affiliates. Brady was a sport management major at Bowling Green State University and worked as an equipment manager for the men's hockey team for three seasons. He currently resides in metro Detroit with wife Marissa.

## MEDICAL STAFF

The Red Wings' medical staff consists of the club's medical director, **DONALD W. WEAVER, M.D.** (13th year), team physicians **DOUGLAS G. PLAGENS, M.D.** (13th year) and **ANTHONY COLUCCI, D.O.** (27th year), and team dentists **JEFFREY BOOGREN, D.D.S.** (9th year) and **RANDY FREIJ, D.D.S.** (9th year).



# RED WINGS ON THE AIR (RADIO & TV)

## FOX SPORTS DETROIT

All 82 Detroit Red Wings regular-season games will be carried live on both radio and television. FOX Sports Detroit continues to be the television partner of the Red Wings by airing 70 regular-season contests and all first round playoff contests not designated as exclusive national broadcasts. Detroit will be featured exclusively on NBCSN broadcasts 12 times in 2017-18.

Ken Daniels and former Red Wings forward, Mickey Redmond, return as the Red Wings TV announce crew with former Red Wings goaltender and three-time Stanley Cup champion Chris Osgood or Darren Eliot rotating in for Redmond during select road games.

**KEN DANIELS** enters his 21st season as the Red Wings' television play-by-play announcer, joining the team from Hockey Night In Canada, where he handled play-by-play duties and hosted segments with Don Cherry on Coach's Corner.

While working for CBC, Daniels' diverse sports experience included hosting stints for CBC Sports Weekend and the Indy Car World Series, as well as Formula One Grand Prix coverage and Toronto Blue Jays baseball. Daniels' broadcast resume also includes two Olympic Games (1996 Atlanta and 1988 Seoul) where he covered a wide range of sports including cycling, baseball, canoeing, kayaking, tennis and judo.

In addition to his numerous television assignments for CBC, Daniels was also the voice of morning sports for Toronto's all-sports

radio station, The Fan 590, for eight years.

Ken won a Michigan Emmy in 2006 when he called a Red Wings-Ottawa Senators game from between the benches at Joe Louis Arena. In 2011, he was named the winner of the Detroit Sports Broadcasters Association's Ty Tyson Award for broadcast excellence.

**MICKEY REDMOND** has 39 years of broadcasting experience and serves as color analyst on on Red Wings television broadcasts. Redmond is a highly-regarded analyst whose broadcast resume includes work on nationally-televised games for FOX Sports, ESPN (including ESPN International broadcasts of the 1997 and 1998 Stanley Cup Finals) and CBC's Hockey Night In Canada. During the 2001 Stanley Cup Playoffs, Redmond worked with ABC as the rinkside reporter for the Detroit broadcasts.

Mickey twice was a 50-goal scorer in five full seasons with Detroit after being acquired from Montréal with Guy Charron and Bill Collins for Frank Mahovlich in January, 1971. He scored 52 goals and made the NHL's First All-Star Team in 1973, then netted 51 the next season to earn a Second-Team berth. He had 233 goals and 195 assists in 538 regular-season games in nine NHL seasons with Montréal and Detroit.

## 97.1 FM THE TICKET

97.1 FM The Ticket (along with WXYT AM 1270) begins its 17th year as the flagship radio station of the Red Wings and will broadcast all of Detroit's regular-season and playoff games.

The radio team of play-by-play announcer Ken Kal and analyst Paul Woods return for their 23rd season together behind the microphone of the Wings' flagship station.

**KEN KAL** begins his 23rd season as the radio play-by-play man for the Red Wings. Prior to joining the Detroit organization, Kal handled the play-by-play duties for University of Michigan hockey for 11 years on Ann Arbor AM stations - seven on WTKA after the first four on WAAM, during which time he also covered the Red Wings as a reporter. Born and raised in the city of Detroit, Kal began his radio career immediately following graduation from Wayne State University in 1979 with his first job at WAAM, handling sports and working as an on-air personality.


In addition to his broadcast duties, Kal represents the Red Wings in the community by visiting schools or business groups and hosting a variety of team events. Rounding out his administrative duties, Ken also works with the broadcast department

to expand the Red Wings radio network and maintain affiliate relations. Kal received the DSBA's Ty Tyson Award for broadcast excellence in 2007 and has been honored by Hour Detroit Magazine in 2015 and 2016 for best play-by-play in Detroit. He is also a board member of the National Polish-American Sports Hall of Fame. Ken and his wife, Darlene, reside in St. Clair Shores and enjoy boating and traveling.

**PAUL WOODS** is back for his 31st season as color analyst for the Red Wings, a career which began shortly after the conclusion of his playing days in the NHL. A native of Hespeler, Ontario, Woods was drafted by Montréal in 1975. He never played for the Canadiens, but was obtained by Detroit in the 1977 waiver draft. His seven-year stint with the Red Wings began in 1977-78 and ended after the 1983-84 season. A former captain for Detroit, he finished his NHL career with 72 goals and 124 assists in 501 regular-season games.



## RED WINGS ON THE AIR (RADIO & TV)



**PAUL WOODS & KEN KAL**  
97.1 FM Analyst and 97.1 FM Play-by-Play



**MICKEY REDMOND & KEN DANIELS**  
Television Analyst and Television Play-by-Play



**CHRIS OSGOOD**  
Television Analyst



**JOHN KEATING**  
Pre-Game Host/  
Reporter



**TREVOR THOMPSON**  
Post-Game Host/  
Reporter



**JIMMY POWERS**  
Program Director  
97.1 The Ticket-WXYT



**JEFF BYL**  
Executive Producer  
FOX Sports Detroit

## DETROIT RED WINGS NETWORK AFFILIATES

*Covering the entire state of Michigan and beyond...*

### DETROIT WXYT 97.1 FM & 1270 AM

CITY	STATION	FREQUENCY	CITY	STATION	FREQUENCY
Alpena	WRGZ	96.7 FM	Kalamazoo	WQLR/WKZO	1660 AM
Ann Arbor	WTKA	1050 AM	Lansing	WVFN/WJIM	730 AM
Big Rapids	WBRN	95.1 FM / 107.7 FM / 1460 AM	London, ONT	CJBK	1290 AM
Cadillac	WKAD	93.7 FM	Ludington	WVKR/WLDN	94.1 FM
Charlevoix	WMKT	1230 AM	Marquette	WUPZ	94.9 FM
Cheboygan	WCHY	97.7 FM	Muskegon	WMRR/WMUS/WBFX	101.7 FM / 96.1 FM
Escanaba	WCHT	600 AM	Newberry	WNBX	1450 AM
Grand Haven	WGHN	1370 AM	Petoskey	WMBN/WMKT	1340 AM
Grand Rapids	WTKG/WMAX	1230 AM / 96.1 FM	Port Huron	WPHM	1380 AM
Grayling	WGRY	101.1 FM	Rogers City	WRGZ	96.7 FM
Holland	WHTC	1450 AM	Saginaw	WSGW	790 AM
Houghton	WCCY	1400 AM	Sault Ste. Marie	WSOO	1230 AM
Jackson	WKHM/WIBM	970 AM	Traverse City	WCCW	1310 AM

AFFILIATE STATIONS ARE SUBJECT TO CHANGE



# RED WINGS GAME STAFF & OFF-ICE OFFICIALS

## GAME STAFF

---

Public Address Announcer.....	<b>ERICH FREINY</b>
Director of Broadcasting .....	<b>SHELDON NUEMAN</b>
Broadcast Facilities.....	<b>LARRY BANNER</b>
Broadcast Procurement.....	<b>CAROL SARNECKY</b>
NHL Engineering .....	<b>DANIEL THOMS</b>
Minister of Statistics and Research .....	<b>GREG INNIS</b>
Game Night Staff Coordinator.....	<b>GARY HINDS</b>
Game Night Staff Volunteers.....	<b>ADAM MITCHELL, JASON BLADES, DINO HINDS, LARRY KOSIBA, CHIP MOLITOR, JIM OMILIAN, MATT PAVELICH, MARK PERNAK, PAUL VOCKLER</b>
Red Wings' Dressing Room Attendant .....	<b>RICK SZUBER</b>
Visitors' Dressing Room Attendants .....	<b>BRADY MUNGER, BILL KERSTETTER</b>

## NHL OFF-ICE OFFICIALS

---

Supervisor & Penalty Timekeeper.....	<b>MIKE HARGRAVES</b>
Game Timekeeper .....	<b>PHIL BLAIN</b>
Official Scorer .....	<b>BOB DALLOS</b>
Goal Judges .....	<b>STEVE HOSMER, JACK MACROBERT</b>
Penalty Box Attendants.....	<b>DOUG FLEES, LEN PAQUETTE</b>
Scoring System Manager .....	<b>RON HAYES</b>
Real Time Scorers.....	<b>MIKE BLAIR, DAN HALL, GREG HAMES, PAUL KOLINSKI, TOM MALLON, MIKE MONDALEK</b>
In Arena League Spotter.....	<b>KEITH JUNGQUIST</b>
Commercial Coordinators.....	<b>CHIP MOLITOR, JOHN VIECELI</b>
Video Replay Officials.....	<b>KEVIN HALL, DENNIS PARISH</b>
Video Replay Technicians.....	<b>REGAN PALLAS, ROB RANCOUR</b>
Arena Technical Coordinators.....	<b>CHUCK FREEDMAN, GERI HAMES, JASON KING, KEN OLARI</b>








# DETROIT RED WINGS

## 2017-18 PLAYER ROSTER



# 2017-18 DETROIT RED WINGS PLAYER ROSTER



## 8 JUSTIN ABDELKADER

**6-2 • 218 lbs. • Left Wing • Shoots Left**  
**Born: Muskegon, Michigan – February 25, 1987**  
**Last Amateur Club: Michigan State University**  
**(Central Collegiate Hockey Association – NCAA)**

**BECAME A RED WING:** Second round (42nd overall) in 2005 NHL Entry Draft.

### CAREER STATS VS. NHL

TEAM	GP	G	A	PTS	PIM
ANA	17	4	3	7	9
ARI	20	2	2	4	20
BOS	21	4	3	7	2
BUF	20	2	10	12	15
CGY	19	6	6	12	15
CAR	11	2	2	4	10
CHI	27	1	4	5	23
COL	20	5	5	10	9
CBJ	31	4	5	9	19
DAL	21	1	3	4	7
DET	0	0	0	0	0
EDM	20	5	8	13	22
FLA	17	0	8	8	26
L.A.	19	1	6	7	18
MIN	17	0	8	8	26
MTL	18	3	2	5	35
NSH	26	8	2	10	21
NJ	16	1	5	6	12
NYI	13	2	2	4	14
NYR	14	2	3	5	14
OTT	18	1	3	4	13
PHI	14	1	1	2	14
PIT	13	2	4	6	14
STL	30	6	6	12	18
SJ	19	3	1	4	13
TB	19	3	1	4	31
TOR	14	5	2	7	15
VAN	21	7	2	9	32
WSH	17	3	2	5	2
WPG	10	3	2	5	2
<b>TOTAL</b>	<b>544</b>	<b>87</b>	<b>108</b>	<b>195</b>	<b>467</b>

### CAREER

Entering his 10th year as a professional and ninth full season in Detroit.... Signed a seven-year contract extension on November 12, 2015...Helped the Michigan State Spartans capture the 2007 NCAA Division I title, scoring game-winning goal in championship game vs. Boston College...Named 2007 NCAA Tournament MVP and Frozen Four Most Outstanding Player...Competed for the United States at the 2012 and 2014 IIHF World Championship and at the 2016 World Cup of Hockey...Won a bronze medal with Team USA at 2007 IIHF World Junior Championship...Won 2005 Clark Cup championship with Cedar Rapids.

### BY SEASON

**2016-17:** Registered 21 points (7-14-21) in 64 games for the Red Wings...Placed among team leaders with 21 points (10th), 50 penalty minutes (5th), five power-play goals (T1st, seven power-play points (T7th) and 104 shots (10th)...Also finished second on the team with 144 hits...Missed 18 games due to injury from 10/22-10/25 and 12/1-1/7...Matched a career best with two assists on 11/25 at New Jersey and 3/3 at Calgary...Skated in his 500th NHL game on 11/26 vs. Montreal...Tallied his 100th NHL assist on 1/20 at Buffalo...Scored the overtime-winning goal on 2/28 at Vancouver...Represented the United States at the World Cup of Hockey in Montreal in Toronto and scored one goal in three games.

**2015-16:** One of three Red Wings to skate in all 82 games, along with Gustav Nyquist and Henrik Zetterberg...Notched 42 points (19-23-42) and led Detroit with 120 penalty minutes...Was first Red Wings player to eclipse 100 penalty minutes since Aaron Downey in 116 (2007-08)...Ranked among team leaders with 19 goals (3rd), six power-play goals (4th) and four game-winning goals (T2nd)...Recorded his second-career hat trick – Detroit's only hat trick of the season – in the team's season-opener on 10/9 vs. Toronto...Logged his 400th NHL game on 10/10 at Carolina...Was named the NHL's First Star of the Week on 10/12 after recording five points (4-1-5) and two game-winning goals in the team's first two games of the season...Posted three, three-game point streaks during the regular season, one shy of his personal-career best...Matched a career best with two assists on five occasions...Posted a pair of three-point games (10/9 vs. Toronto and 12/1 vs. Buffalo...Set a career high with 19 penalty minutes on 3/29 at Montreal...Had one goal and 35 penalty minutes in five postseason games.

**2014-15:** Enjoyed a career season and more than doubled his previous career-best (10) with 23 goals among 44 points in 71 games...Led Detroit with two overtime goals (10/23 vs. Pittsburgh and 3/22 vs. St. Louis) and 153 hits...Placed among Red Wings leaders with 23 goals (4th), 21 assists (8th), 44 points (T5th), 72 penalty minutes (2nd), eight power-play goals (T3rd), five game-winning goals (T2nd), 154 shots (6th) and a 14.9 shooting percentage (2nd)...Averaged 17:54 TOI, ranking third among Detroit's forwards...Ranked among the NHL's best in overtime goals (T6th) and shooting percentage (T29th)...Recorded four points (2-2-4) in the first four games of the season from 10/9-10/17...





# 8 JUSTIN ABDELKADER

CONTINUED

Posted the first of two season-high three-point games (2-1-3) on 10/29 at Washington...Established a new career high with assists in three straight games from 10/29-11/2, matching that feat on 1/18-1/27...Bested his personal goal streak with a three-game run from 3/9-3/14 and surpassed that with a four-game stretch from 3/22-3/28, part of a longer span where he notched 10 goals over 13 games from 3/4-3/28...Notched his 100th career point on 11/20 at Winnipeg and scored his 50th goal on 2/5 at Colorado...Added two assists in five postseason games.

**2013-14:** Set a new career high with 28 points (10-18-28) in 70 regular-season games...Lost 12 games due to injury...Ranked among team leaders with three game-winning goals (7th), 147 shots (6th) and 21 takeaways (9th)...Led Detroit in hits for the second-straight season (172)...Averaged 15:17 TOI...Established a career best with a four-game point streak (1-3-4) from 11/24-12/1...Skated in his 300th NHL game on 1/18 vs. Los Angeles...Had a pair of two-goal games and scored game-winning goal on 2/3 vs. Vancouver and 4/13 at St. Louis...Captained the United States at the 2014 IIHF World Championship in Minsk, Belarus, notching four points (3-1-4) in six games.

**2012-13:** One of four Red Wings to skate in all 48 regular season games...Set a new career best with 10 goals...Ranked fifth on the club in goals and led the team with 120 hits...Finished fifth on the team with 96 shots...Averaged a career-high 14:48 TOI during the regular season...Recorded his first career hat trick and a career-high four points on 3/22 at Anaheim...Registered three points (2-1-3) in 12 postseason appearances...Led Detroit with 33 penalty minutes in the playoffs and tied for the team lead with a +4 rating...Tied for 10th in the NHL and led Detroit with 61 hits in the playoffs...Missed two playoff games due to suspension...Averaged 16:57 TOI in the postseason, fourth-best among Detroit forwards.

**2011-12:** Appeared in a career-high 81 games for Detroit...Missed one game with the flu...Registered career-highs in goals (8), assists (14), points (22) and PIM (62)...Led Detroit forwards and finished second on the team with 148 hits...Won 52.9% of his face-offs taken, second-best on the team...Recorded six fighting majors...Played in his 200th career game on 3/19 vs. Washington...Averaged 12:18 TOI during the regular season...Appeared in all five postseason games...Averaged 12:31 TOI during the postseason...Finished third among Detroit forwards with nine hits in the playoffs...Did not register a postseason point for the second consecutive year.

**2010-11:** Appeared in a career-high 74 games for the Red Wings...Led all Detroit players with 188 hits...Registered



career-highs with seven goals, 12 assists, 19 points, 61 PIM and 129 shots on goal...Led Detroit with a +15 rating...Scored first career game-winning goal 11/3 at Calgary...Tied for team lead with three fighting majors...Won 52.8% of face-offs taken in 2010-11...Played in his 100th career game 2/9 vs. Nashville...Averaged 12:18 of ice time per game during regular season...Appeared in all 11 postseason games for Detroit...Did not register a postseason point...Finished playoffs with a -4 rating and 22 PIM.

**2009-10:** Appeared in a career-high 50 games for Detroit...Registered career highs with three goals, three assists, six points and 35 PIM...Notched his first career regular season point 10/15 vs. Los Angeles (assist)...Scored his first career regular season goal 10/17 vs. Colorado...Had his first career multi-goal game 11/11 at Columbus...Finished third on Detroit with 152 hits despite appearing in just 50 games...Dressed for 11 of Detroit's 12 postseason games in the 2010 Stanley Cup Playoffs...Finished with two postseason points (1-1-2) and 36 PIM...Appeared in 33 games for the Grand Rapids Griffins (AHL), finishing with 24 points (11-13-24), 86 PIM, one PPG, one SHG and a +6 rating...Served as an alternate captain in Grand Rapids.

**2008-09:** Appeared in two regular season games with Detroit...Did not register a point in two regular season games...Recalled to Detroit 5/8 and played in 10 postseason games for the Red Wings, recording 32 hits...Played in his first career NHL postseason game in Game 5 vs. Anaheim on 5/10, registering his first career postseason point (assist)...Scored his first two career postseason goals in Games 1 and 2 vs. Pittsburgh, becoming the first player in NHL history to score goals in the first two games of a Stanley Cup Final having never previously scored a goal in the NHL (regular season or playoffs)...Made his AHL debut with the Grand Rapids Griffins...Appeared in 76 games, finishing second in team scoring with 52 points, tied for second in goals (24), and fifth in assists (28)...Led team with 102 penalty minutes...



# 8 JUSTIN ABDELKADER

CONTINUED

Tied for third in goals among AHL rookies....Recorded team-best six goals in 10 games during AHL postseason....Named to the AHL's All-Rookie Team and a finalist for the rookie of the year award, equaling the franchise record for most goals by a rookie (24) and recording the second-most points by a Griffins' rookie.

**2007-08:** Signed to an amateur tryout by Detroit 4/3, forgoing his final collegiate season....Made his NHL debut vs. Columbus on 4/3, playing 11:20 and recording three shots and three hits....Played two regular season games for the Wings.... Was a Black Ace during the 2008 Stanley Cup Playoffs.... Appeared in 42 games for Michigan State....Named alternate captain as a junior....Finished second on team in points (40), game-winning goals (5), plus-minus (+15), shots (137), and finished third in assists (21) and goals (19)....Led team with 107 PIM....MSU owned an 18-4-0 record when Abdelkader registered a point....Named to NCAA West Regional All-Tournament Team....CCHA's Best Defensive Forward.

**2006-07:** Appeared in 38 games for Michigan State.... Helped MSU capture the 2007 NCAA Championship, scoring the game-winning goal in the championship game vs. Boston College with 18.9 seconds remaining – the latest a game winner has ever been scored in a NCAA title game....Named 2007 NCAA Championship Tournament MVP and 2007 Frozen Four Most Outstanding Player....Finished third on the team in scoring with 33 points and tied for third on the squad with 18 assists....Led team with 91 penalty minutes.



## PERSONAL

Justin resides in his hometown of Muskegon, Mich., during the off-season....He started Michigan State's "Shoot for a Cure" initiative to help benefit children's cancer charities and remains active with the cause to date....Justin started the "Abby's All Stars" reading program for elementary school students across the state of Michigan in 2012-13, hosting one elementary student and his/her guardian at every Red Wings home game....He also visits several elementary schools each year to read to students....Volunteered for the 2015 MI Wings Community Tour, visiting the United States Coast Guard in Detroit and visiting pediatric patients at Helen DeVos Children's hospital.

## CAREER HIGHLIGHTS

### FIRSTS:

FIRST GP: .....04/03/2008 DET 3 VS CBJ 2  
FIRST ASST: .....10/15/2009 DET 5 VS LA 2  
FIRST GOAL: .....10/17/2009 DET 3 VS COL 4

### MOSTS:

GOALS: 3 (2X)....10/06/2015 DET 4 VS TOR 0  
ASSISTS: 2 (11X)....03/03/2017 DET 2 AT CGY 3  
POINTS: 4 (1X)....03/22/2013 DET 5 AT ANA 1 (3G-1A)

### MOST RECENTLY

SOG: 7 (3X).....02/18/2016 DET 3 AT PIT 6  
PIM: 19 (1X).....03/29/2016 DET 3 AT MTL 4  
HAT TRICKS: 2 .....10/09/2015 DET 4 VS TOR 0  
MULTI-PT GAMES: 32 03/03/2017 DET 2 AT CGY 3 (0G-2A)

### LONGEST PERSONAL STREAKS:

GOALS: 4 (1X)....03/22/2015 03/28/2015 (4G)  
ASSISTS: 3 (2X)....01/18/2015 01/27/2015 (3A)  
PTS: 4 (2X).....03/22/2015 03/28/2015 (4G-2A)

## CAREER STATS

## REGULAR SEASON

## PLAYOFFS (BOLD)

SEASON	CLUB	LEAGUE	GP	G	A	P	PM	GP	G	A	P	PM
2007-08	DETROIT	NHL	2	0	0	0	0	0	0	0	0	0
2008-09	DETROIT	NHL	2	0	0	0	0	<b>10</b>	<b>2</b>	<b>1</b>	<b>3</b>	<b>0</b>
2009-10	DETROIT	NHL	50	3	3	6	35	<b>11</b>	<b>1</b>	<b>1</b>	<b>2</b>	<b>36</b>
2010-11	DETROIT	NHL	74	7	12	19	61	<b>11</b>	<b>0</b>	<b>0</b>	<b>0</b>	<b>22</b>
2011-12	DETROIT	NHL	81	8	14	22	62	<b>5</b>	<b>0</b>	<b>0</b>	<b>0</b>	<b>2</b>
2012-13	DETROIT	NHL	48	10	3	13	34	<b>12</b>	<b>2</b>	<b>1</b>	<b>3</b>	<b>33</b>
2013-14	DETROIT	NHL	70	10	18	28	31	<b>5</b>	<b>0</b>	<b>2</b>	<b>2</b>	<b>6</b>
2014-15	DETROIT	NHL	71	23	21	44	72	<b>5</b>	<b>0</b>	<b>2</b>	<b>2</b>	<b>6</b>
2015-16	DETROIT	NHL	82	19	23	42	120	<b>5</b>	<b>1</b>	<b>0</b>	<b>1</b>	<b>35</b>
2016-17	DETROIT	NHL	64	7	14	21	50	<b>0</b>	<b>0</b>	<b>0</b>	<b>0</b>	<b>0</b>
<b>DETROIT TOTALS</b>			<b>544</b>	<b>87</b>	<b>108</b>	<b>195</b>	<b>467</b>	<b>64</b>	<b>6</b>	<b>7</b>	<b>13</b>	<b>140</b>
<b>NHL TOTALS</b>			<b>544</b>	<b>87</b>	<b>108</b>	<b>195</b>	<b>467</b>	<b>64</b>	<b>6</b>	<b>7</b>	<b>13</b>	<b>140</b>



# 2017-18 DETROIT RED WINGS PLAYER ROSTER



## CAREER STATS VS. NHL

TEAM	GP	G	A	PTS	PIM
ANA	1	0	0	0	0
ARI	2	1	2	3	0
BOS	7	3	0	3	2
BUF	4	0	0	0	0
CGY	1	0	0	0	0
CAR	2	2	2	4	0
CHI	4	2	0	2	2
COL	4	1	1	2	0
CBJ	6	1	1	2	5
DAL	3	2	0	2	0
DET	0	0	0	0	0
EDM	2	0	0	0	2
FLA	5	0	1	1	2
L.A.	2	1	2	3	2
MIN	3	2	0	2	0
MTL	4	0	1	1	0
NSH	1	0	0	0	0
NJ	1	0	0	0	0
NYI	4	0	1	1	0
NYR	6	0	0	0	0
OTT	7	1	1	2	0
PHI	5	4	0	4	0
PIT	4	2	2	4	0
STL	2	0	0	0	0
SJ	3	2	1	3	0
TB	4	0	0	0	12
TOR	6	0	0	0	0
VAN	2	0	1	1	0
WSH	4	3	0	3	2
WPG	2	0	0	0	0
<b>TOTAL</b>	<b>101</b>	<b>27</b>	<b>16</b>	<b>43</b>	<b>33</b>

## 72 ANDREAS ATHANASIOU

**6-2 • 188 lbs. • Center • Shoots Left**  
**Born: London, Ontario – August 6, 1994**  
**Last Amateur Club: Barrie Colts (OHL)**

**BECAME A RED WING:** Fourth round (110th overall) of the 2012 NHL Entry Draft.

### CAREER

Entering his fourth professional season...Made his NHL debut on November 8, 2015 vs. Dallas and scored his first NHL goal in his second career game, November 10, 2015 vs. Washington...2012 OHL champion with the London Knights...2012 CHL Top Prospects Game...2011 Under-17 World Hockey Challenge gold medalist with Canada...2011 OHL All-Rookie Team.

### BY SEASON

**2016-17:** Logged 29 points (18-11-29) and 28 penalty minutes in 64 games during his first full NHL campaign...Finished among Red Wings leaders with 18 goals (2nd), 11 assists (T10th), 32 points (8th), three game-winning goals (T2nd), two overtime goals (T1st), 120 shots (8th) and a 15.0 shooting percentage (3rd)...Set a career high with three points (1-2-3) on 1/5 at Los Angeles, sparking a career-best three-game goal streak from 1/5-1/10...Logged second career two-goal game on 2/9 at Washington...Posted second career two-assist game on 3/16 at Arizona...Scored the overtime winner on back-to-back games, 3/26 vs. Minnesota and 3/27 at Carolina, becoming the second player in NHL history to score first two overtime winners in consecutive games...Missed 15 games due to injury.

**2015-16:** Skated in 37 games with the Red Wings in his first NHL season...Made his NHL debut on 11/8 vs. Dallas and scored his first NHL goal on 11/10 vs. Washington (Bradén Holtby), scoring the game-winning goal in a 1-0 win against the Capitals...Logged first NHL assist on 2/6 vs. NY Islanders...Recorded points in back-to-back games, 2/18-2/20...Registered his first multi-point game with a two-goal effort on 2/29 at Dallas...Had his first NHL fight on 3/8 at Columbus (Matt Calvert)...Scored in back-to-back games for the first time, 4/6-4/7...Scored his first-ever NHL playoff goal and skated in all five Red Wings playoff games...Also appeared in 26 games with the Griffins, notching 16 points (8-8-16).

**2014-15:** Spent his first professional season in Grand Rapids and recorded 32 points (16-16-32) and a plus-17 rating while being limited to 55 games due to a broken jaw...Still ranked among Griffins leaders with 16 goals (T4th), a plus-17 rating (T6th) and a 13.7 shooting percentage (5th)...Contributed nine points (5-4-9) in 16 AHL postseason games, including an overtime game-winning goal on 5/29 vs. Utica.

**2013-14:** Racked up 95 points (49-46-95) in 66 games for the Barrie Colts, tying for fifth in league scoring during his final season of major junior...Posted a four-goal game on Jan. 18 vs. Niagara and followed up with seven points (5-2-7) on 2/13 at Niagara...Collected 12 points (3-9-12) in 11 playoff games...Turned pro following OHL playoffs and logged an assist in his professional debut with Grand Rapids on 4/18 vs. Lake Erie...Scored his first professional goal on 4/9 at Lake Erie.



# 72 ANDREAS ATHANASIOU

CONTINUED

**2012-13:** Traded from London to Barrie during the off-season...Collected 67 points (29-38-67) in 66 games for Barrie... Helped lead the Colts to the OHL Championship, where they fell in seven games to the London Knights...Placed third on Barrie with 25 points in 22 playoff games.

**2011-12:** Contributed 37 points (22-15-37) in 63 regular-season games for London and five points (1-4-5) in 11 OHL Playoff games to help the Knights win the league championship...Picked a goal and an assist during the CHL's Memorial Cup, where London fell in the final game to the QMJHL's Shawinigan Cataractes.

**2010-11:** Accumulated 22 points (11-11-22) in 57 games for London and earned a spot on the OHL Second All-Rookie Team...Won gold with Canada Ontario at the Under-17 World Hockey Challenge and was named to the tournament all-star team after contributing five points (2-3-5) in five games.

## PERSONAL

Returns to Woodbridge, Ontario, in the summer...Supports breast cancer awareness charities and the Chase McEachern Foundation, founded after the passing of his friend... His hockey idol as a youth was Pavel Bure...Favorite vacation spot is Greece.



## CAREER HIGHLIGHTS

### FIRSTS

FIRST GP: ..... 11/08/2015 DET 1 VS DAL 4  
FIRST ASST: ..... 02/06/2016 DET 5 VS NYI 1  
FIRST GOAL: ..... 11/10/2015 DET 1 VS WSH 0

SOG: 6 (1X) ..... 02/12/2017 DET 3 AT MIN 6  
PIM: 7 (1X) ..... 03/24/2017 DET 1 VS TB 2  
HAT TRICKS: ..... NONE  
MULTI-PT GAMES: 7 ..... 03/27/2017 DET 4 AT CAR 3 (1G-1A)

### MOSTS:

GOALS: 2 (2X) ..... 02/09/2017 DET 3 AT WSH 6  
ASSISTS: 2 (2X) ..... 03/16/2017 DET 5 AT ARI 4  
POINTS: 3 (1X) ..... 01/05/2017 DET 4 AT LA 0 (1G-2A)

### MOST RECENTLY

### LONGEST PERSONAL STREAKS:

GOALS: 3 (1X) ..... 01/05/2017 01/10/2017 (3G)  
ASSISTS: 2 (2X) ..... 03/16/2017 03/18/2017 (3A)  
PTS: 3 (2X) ..... 03/15/2017 03/18/2017

## CAREER STATS

## REGULAR SEASON

## PLAYOFFS (BOLD)

SEASON	CLUB	LEAGUE	GP	G	A	P	PM	GP	G	A	P	PM
2015-16	DETROIT	NHL	37	9	5	14	5	5	1	0	1	0
2016-17	DETROIT	NHL	64	18	11	29	28	0	0	0	0	0
<b>DETROIT TOTALS</b>			<b>101</b>	<b>27</b>	<b>16</b>	<b>43</b>	<b>33</b>	<b>5</b>	<b>1</b>	<b>0</b>	<b>1</b>	<b>0</b>
<b>NHL TOTALS</b>			<b>101</b>	<b>27</b>	<b>16</b>	<b>43</b>	<b>33</b>	<b>5</b>	<b>1</b>	<b>0</b>	<b>1</b>	<b>0</b>



# 2017-18 DETROIT RED WINGS PLAYER ROSTER



## 83 TREVOR DALEY

**5-11 • 193 lbs. • Defense • Shoots Left**  
**Born: Toronto, Ontario – October 9, 1983**

**Last Amateur Club: Sault Ste. Marie Greyhounds (OHL)**

**BECAME A RED WING:** Signed as a free agent on July 1, 2017

### CAREER STATS VS. NHL

TEAM	GP	G	A	PTS	PIM
ANA	64	4	14	18	53
ARI	61	4	7	11	50
BOS	16	3	4	7	6
BUF	12	2	2	4	2
CGY	41	1	10	11	20
CAR	19	2	4	6	16
CHI	41	3	10	13	25
COL	40	3	7	10	31
CBJ	39	4	8	12	21
DAL	1	0	0	0	0
DET	38	3	14	17	12
EDM	40	3	11	14	22
FLA	15	1	5	6	4
L.A.	62	5	11	16	22
MIN	45	4	11	15	26
MTL	13	0	2	2	8
NSH	42	6	11	17	35
NJ	22	1	2	3	23
NYI	19	1	4	5	10
NYR	18	1	3	4	8
OTT	14	5	2	7	10
PHI	16	4	5	9	4
PIT	10	0	3	3	6
STL	41	4	12	16	12
SJ	60	4	11	15	65
TB	16	2	1	3	11
TOR	13	1	2	3	0
VAN	41	2	12	14	40
WSH	15	2	9	11	10
WPG	20	3	3	6	28
<b>TOTAL</b>	<b>894</b>	<b>78</b>	<b>200</b>	<b>278</b>	<b>580</b>

### CAREER

Entering his 14th NHL season and his first with the Red Wings...Signed to a three-year contract by the Red Wings on July 1, 2017...Won back-to-back Stanley Cup championships with the Pittsburgh Penguins in 2016 and 2017...Represented Canada at the 2006 IIHF World Championship...Participated in 2002 CHL Top Prospects Game...Played for Canada Ontario at the World Under-17 Hockey Challenge...Has totaled 894 career NHL games for Dallas, Chicago and Pittsburgh...Originally drafted in the second round (43rd overall) of the 2002 NHL Entry Draft by the Dallas Stars.

### BY SEASON

**2016-17:** Captured a second-straight Stanley Cup championship with Pittsburgh, who became the first team to repeat as champions since the Red Wings in 1997 and 1998...Totalled 19 points (5-14-19), a plus-seven rating and 37 penalty minutes in 56 regular-season games...Recorded a season-best three assists on 1/16 vs. Washington...Made 21 postseason appearances for the Penguins and contributed five points (1-4-5) and 24 penalty minutes.

**2015-16:** Won the Stanley Cup with the Pittsburgh Penguins, joining the team after a midseason trade from the Chicago Blackhawks...Combined for 28 points (6-22-28), a plus-nine rating and 34 penalty minutes in 82 games between Chicago and Pittsburgh...Was originally acquired by Chicago from Dallas before the season along with Ryan Garbutt in exchange for Patrick Sharp and Stephen Johns...Appeared in six games for the Blackhawks, recording six points (0-6-6) and eight penalty minutes in 29 games...Acquired by the Penguins on 12/14 in exchange for Rob Scuderi...Scored his first goal as a Penguin in his season game, 12/18 vs. Boston, sparking a three-game point streak from 12/18-12/21...Scored three goals in a four-game span from 1/15-1/21...Posted a season-high three points (1-2-3) on 3/20 vs. Washington...Contributed six points (1-5-6) in 15 postseason games with Pittsburgh prior to breaking his ankle during the Eastern Conference Final...Was the first player handed the Stanley Cup after it was presented to Penguins captain Sidney Crosby.

**2014-15:** Shattered his career highs in goals (16) and points (38) during his 11th season with the Stars...Finished fifth among NHL defensemen in goals...Led the team's defensemen in goals and finished second in points...Tied for 7th among all NHL defensemen with six power-play goals...Tied for the NHL lead by defensemen with two shorthanded goals...Skated in his 700th NHL game on 11/4 vs. Los Angeles...Matched a career best with three points (1-2-3), including his first career shorthanded goal on 1/29 at Ottawa.





## 83 TREVOR DALEY

CONTINUED

**2013-14:** Established a new career high with nine goals in 67 games for Dallas...Totaled 25 points (9-16-25), a career-best plus-10 rating and 38 penalty minutes...Sat second among Stars defensemen in scoring and second overall on the team with a 21:08 average time on ice...Set a career high with a plus-five rating during a two-point outing (1-1-2) on 3/28 vs. Nashville...Helped Dallas reach the playoffs for the first time in six seasons and picked up two points (1-1-2) in their playoff berth-clinching win on 4/11 vs. St. Louis...Led the team's defensemen with five points (2-3-5) in six postseason games...Had a three-point game (2-1-3) in Game 6 of Dallas' first-round series against Anaheim on 4/27.

**2012-13:** Appeared in 44 regular-season games for Dallas but produced 13 points (4-9-13)...Finished third on the club with 21:24 time on ice...Reached 600 NHL games on 3/13 vs. Nashville.

**2011-12:** Appeared in 79 games during his eighth NHL season...Finished second among Stars defensemen with 25 points (4-21-25), alongside 42 penalty minutes...Led the team with 115 blocked shots and sat third with 21:38 average time on ice...Hit the 500-game milestone on 10/8 at Chicago...Registered his 100th NHL assist on 11/12 at Detroit...Set a personal best with three points (1-2-3) on 12/31 vs. Boston...Recorded points in five straight games from 2/21-2/29, a career best.

**2010-11:** Set career highs in goals (8), points (27) and plus-minus (plus-7) while skating in all 82 games for the second time in his career...Placed among team leaders in time on ice (22:29, 3rd), blocked shots (124, 3rd) and takeaways (34, 1st among defensemen)...Registered his first career two-goal game on 1/15 vs. St. Louis.

**2009-10:** Made 77 appearances with Dallas in his sixth NHL campaign...Ranked second on the team in time on ice at 22:11 per game...Reached 400 NHL games on 3/10 at Buffalo...Registered his 100th NHL point on 3/23 at Nashville.

**2008-09:** Topped his previous season's offensive output with 25 points (7-18-25) and added 73 penalty minutes in 75 games...Finished third on the team with 21:59 time on ice...Blocked 98 shots, the fourth-highest total on the team...Skated in his 300th NHL game on 12/31 vs. New Jersey.

**2007-08:** Skated in all 82 regular-season games for the first time in his NHL career...Bested his offensive totals from his first three NHL seasons with 24 points (5-19-24)...Led the team's defensemen with 85 penalty minutes...Made his 200th NHL appearance on 11/14 vs. San Jose...Notched one goal and 20 penalty minutes in 18 postseason games.



**2006-07:** Appeared in 74 games with the Stars, recording 12 points (4-8-12) and 63 penalty minutes...Ranked fourth on the team with 99 blocked shots...Skated in seven playoff games and scored one goal along with four penalty minutes.

**2005-06:** Registered 14 points (3-11-14) and 87 penalty minutes in his first full NHL season...His 87 penalty minutes represent his highest career NHL total, including a career single-game high of 22 on 3/13 vs. Vancouver...Reached 100 NHL games on 4/1 vs. Los Angeles...Notched first career game-winning goal on 4/15 vs. Minnesota.

**2004-05:** Spent the season with the AHL's Hamilton Bulldogs...Was the team's top-scoring blueliner with 34 points (7-27-34) in 78 regular-season games...Tied for third on the team with 27 assists, and ranked sixth in points (34) and penalty minutes (109).

**2003-04:** Split his first professional season between the Dallas Stars and AHL's Utah Grizzlies...Posted six points (1-5-6) in 27 games for Dallas...Made his NHL debut on 10/25 at Columbus, picking up four shots on goal...Registered his first NHL point against the Red Wings (assist) on 11/12 at Joe Louis Arena...Scored his first NHL goal on 12/10 at Phoenix...Also made his NHL playoff debut in Game 2 of the team's first-round series at Colorado on 4/9...Totaled 40 AHL games with Utah, logging 14 points (8-6-14) and 76 penalty minutes.



# 83 TREVOR DALEY

CONTINUED

**2002-03:** Captained the Sault Ste. Marie Greyhounds in his final season of major junior and racked up 53 points (20-33-53) in 57 games...Ranked fourth on the team in points and third in penalty minutes (128)...Ranked second among OHL defensemen in goals and fifth in points.

**2001-02:** Scored just above a point-per-game pace in his third season of major junior hockey with 48 points (9-39-48) in 47 games for the Greyhounds...Led the team's defensemen in scoring for the third-straight season and finished second on the team in assists and fifth in points...Posted the second-best plus/minus rating on the team at plus-17...Posted four points (2-2-4) in six games in the playoffs.

**2000-01:** Finished second on Sault Ste. Marie with 41 points (14-27-41) in 58 games...Led the team in assists and finished fourth with 105 penalty minutes.

**1999-00:** Racked up 46 points (16-30-46) in 54 games as an OHL rookie with the Sault Ste. Greyhounds...Led the team's defensemen in points and ranked among team leaders with 16 goals (7th), 30 assists (6th), 46 points (6th) and 77 penalty minutes (7th)...Also led the team with a plus-28 rating...



Picked up 10 points (3-7-10) in 15 postseason games alongside 12 penalty minutes and a plus-six rating...Captained Canada Ontario at the World Under-17 Hockey Challenge and recorded eight points (5-3-8) in six games.

## CAREER HIGHLIGHTS

### FIRSTS:

FIRST GP: ..... 10/25/2003 DAL 3 AT CBJ 2  
FIRST ASST: ..... 11/12/2003 DAL 2 VS DET 6  
FIRST GOAL: ..... 12/10/2003 DAL 1 AT PHX 2

SOG: 6 (2X) ..... 01/15/2011 DAL 6 VS ATL 1  
PIM: 22 (1X) ..... 03/13/2006 DAL 4 VS VAN 2  
HAT TRICKS: ..... NONE  
MULTI-PT GAMES: 26 01/16/2017 PIT 8 VS WSH 7 (OG-3A)

### MOSTS:

GOALS: 2 (2X) ..... 10/18/2014 DAL 5 VS PHI 6  
ASSISTS: 3 (1X) 01/16/2017 PIT 8 VS WSH 7  
POINTS: 3 (4X) ..... 01/16/2017 PIT 8 VS WSH 7 (OG-3A)

### MOST RECENTLY

### LONGEST PERSONAL STREAKS:

GOALS: 3 (1X) ..... 04/09/2014 10/09/2014 (3G)  
ASSISTS: 5 (1X) .. 02/21/2012 02/29/2012 (5A)  
PTS: 5 (1X) ..... 02/21/2012 02/29/2012 (OG-5A)

## CAREER STATS

## REGULAR SEASON

## PLAYOFFS (BOLD)

SEASON	CLUB	LEAGUE	GP	G	A	P	PM	GP	G	A	P	PM
2003-04	DALLAS	NHL	27	1	5	6	14	<b>1</b>	<b>0</b>	<b>0</b>	<b>0</b>	<b>0</b>
2005-06	DALLAS	NHL	81	3	11	14	87	<b>3</b>	<b>0</b>	<b>0</b>	<b>0</b>	<b>0</b>
2006-07	DALLAS	NHL	74	4	8	12	63	<b>7</b>	<b>1</b>	<b>0</b>	<b>1</b>	<b>4</b>
2007-08	DALLAS	NHL	82	5	19	24	85	<b>18</b>	<b>1</b>	<b>0</b>	<b>1</b>	<b>20</b>
2008-09	DALLAS	NHL	75	7	18	25	73	<b>0</b>	<b>0</b>	<b>0</b>	<b>0</b>	<b>0</b>
2009-10	DALLAS	NHL	77	6	16	22	25	<b>0</b>	<b>0</b>	<b>0</b>	<b>0</b>	<b>0</b>
2010-11	DALLAS	NHL	82	8	19	27	34	<b>0</b>	<b>0</b>	<b>0</b>	<b>0</b>	<b>0</b>
2011-12	DALLAS	NHL	79	4	21	25	42	<b>0</b>	<b>0</b>	<b>0</b>	<b>0</b>	<b>0</b>
2012-13	DALLAS	NHL	44	4	9	13	14	<b>0</b>	<b>0</b>	<b>0</b>	<b>0</b>	<b>0</b>
2013-14	DALLAS	NHL	67	9	16	25	38	<b>6</b>	<b>3</b>	<b>2</b>	<b>5</b>	<b>16</b>
2014-15	DALLAS	NHL	68	16	22	38	34	<b>0</b>	<b>0</b>	<b>0</b>	<b>0</b>	<b>0</b>
2015-16	CHICAGO	NHL	29	0	6	6	8	<b>0</b>	<b>0</b>	<b>0</b>	<b>0</b>	<b>0</b>
2015-16	PITTSBURGH	NHL	53	6	16	22	26	<b>15</b>	<b>1</b>	<b>5</b>	<b>6</b>	<b>10</b>
2016-17	PITTSBURGH	NHL	56	5	14	19	37	<b>21</b>	<b>1</b>	<b>4</b>	<b>5</b>	<b>24</b>
DETROIT TOTALS			0	0	0	0	0	<b>0</b>	<b>0</b>	<b>0</b>	<b>0</b>	<b>0</b>
NHL TOTALS			894	78	200	278	580	71	6	12	18	74



# 2017-18 DETROIT RED WINGS PLAYER ROSTER



## 65 DANNY DeKEYSER

**6-3 • 191 lbs. • Defense • Shoots Left**  
**Born: Detroit, Michigan – March 7, 1990**  
**Last Amateur Team: Western Michigan (NCAA)**

**BECAME A RED WING:** Signed as a free agent, March 29, 2013.

### CAREER STATS VS. NHL

TEAM	GP	G	A	PTS	PIM
ANA	7	1	0	1	6
ARI	9	2	1	3	0
BOS	16	1	5	6	12
BUF	16	1	8	9	6
CGY	8	0	3	3	4
CAR	9	0	2	2	2
CHI	9	0	1	1	2
COL	9	0	2	2	6
CBJ	12	1	1	2	0
DAL	8	0	0	0	4
DET	0	0	0	0	0
EDM	8	0	0	0	6
FLA	14	0	0	0	4
L.A.	9	0	0	0	4
MIN	8	0	1	1	4
MTL	17	0	5	5	14
NSH	10	0	1	1	4
NJ	11	0	1	1	2
NYI	11	3	3	6	4
NYR	12	0	4	4	6
OTT	15	2	5	7	4
PHI	11	0	3	3	18
PIT	11	0	5	5	8
STL	8	0	1	1	0
SJ	9	1	4	5	0
TB	15	2	3	5	6
TOR	15	0	2	2	2
VAN	9	1	3	4	4
WSH	12	2	1	3	17
WPG	8	1	4	5	2
<b>TOTAL</b>	<b>316</b>	<b>18</b>	<b>69</b>	<b>87</b>	<b>151</b>

### CAREER

Entering his fifth full NHL season...Re-signed to a six-year contract on July 26, 2016...Made his NHL debut on April 5, 2013 at Colorado after joining the team as a free agent on March 29, 2013...Won 2013 Calder Cup championship with the Grand Rapids Griffins...Named CCHA Best Defensive Defenseman in 2012 and 2013...Named to the 2013 CCHA First All-Star Team and NCAA West Second All-American Team...Won 2012 CCHA Championship...Named to the 2012 CCHA Second All-Star Team and NCAA West Second All-American Team...Named to 2011 CCHA All-Rookie Team...Played for the Western Michigan Broncos (NCAA/CCHA) from 2010-13...Named 2013-14 DSBA Red Wings Rookie of the Year.

### BY SEASON

**2016-17:** One of only three Red Wings to play in all 82 games...Ranked among team leaders with two game-winning goals (T4th), 21:57 average TOI (2nd), 170 blocked shots (1st) and 100 hits (4th)...His 170 blocked shots ranked 7th in the NHL...Finished T3rd among Detroit defenseman in points with 12 (4-8-12)...Set new career highs in average TOI (21:57), hits (100) and blocked shots (170)...Played in his 300th NHL game on 3/10 vs. Chicago...Scored his second career OT winner on 12/4 vs. NY Islanders...Scored in his season debut on 10/17 vs. Ottawa...Appeared in eight games for the United States at the IIHF World Championship in Cologne, Germany, and Paris, France, logging six penalty minutes and a plus-five rating.

**2015-16:** Doubled his career-best goal output among his 20 points (8-12-20) in 78 games with Detroit...Led Red Wings blueliners in goals and placed third in points...Also ranked among team leaders with 78 games played (8th), 44 penalty minutes (5th), two game-winning goals (T4th), a 11.1 shooting percentage (4th), 21:48 TOI (2nd) and 107 blocked shots (1st)...Missed the first four games of the season due to a leg injury but played in the remaining 78 games...Scored his first goal of the season during the first of four multi-point games (1-1-2) on 10/31 at Ottawa...Netted his first career overtime winner on 1/14 at Arizona...Scored in back-to-back games for the first time in his career from 1/23-1/25 and matched his career-best with a three-game point streak from 1/22-1/25...Reached 200 NHL games on 1/25 at NY Islanders...Produced one assist in five postseason games.

**2014-15:** Bested his rookie season totals and produced 31 points (2-29-31) in 80 games for Detroit...Was the Red Wings' second-highest scoring defenseman and finished ninth on the team overall...Tied for sixth on the team with 80 games played and ranked among team leaders with 29 assists (4th), a plus-11 rating (4th), 41 penalty minutes (5th), 88 blocked shots (3rd) and 20:55 TOI (2nd)...Set a career high with a three-game assist streak from 11/16-11/20...Matched his personal game point total with two points on five occasions...Played in his 100th NHL game on 11/30 vs. Vancouver and notched his 50th point on 3/26 vs. San Jose...Registered his first NHL playoff goal and point on 4/25 at Tampa Bay.





# 65 DANNY DEKEYSER

CONTINUED



**2013-14:** Logged 23 points (4-19-23) and 30 penalty minutes in 65 games during his first full NHL season, ranking second among Red Wing blueliners in scoring... Ranked among team leaders with 23 points (10th), a +10 rating (4th), one shorthanded goal (2nd) and 116 blocked shots (2nd)... Finished eight among NHL rookie defensemen in points and was second among all rookies in TOI (21:38)... Scored his first NHL goal on 11/4 at Winnipeg (Al Montoya)... Posted a pair of three-game point streaks, 10/26-11/1 and 2/8-2/27... Recorded his first multi-point game on 11/15 vs. Washington (1-1-2) and his first multi-assist game on 3/20 vs. Pittsburgh (0-2-2)... Averaged 23:11 TOI in five postseason games... Made his international debut for the United States at the 2014 World Championship in Minsk, Belarus, notching two assists and 16 penalty minutes in eight games.

**2012-13:** Appeared in 11 regular season games for Detroit after finishing his junior year at Western Michigan... Played in his first NHL game on 4/5 at Colorado... Recorded his first NHL point (assist) on 4/14

at Nashville... Credited with two penalty minutes, nine hits, nine blocked shots, five takeaways and 15 shots... Averaged 18:02 TOI... Skated in two postseason games with Detroit before breaking his thumb... Also appeared in six games for the Calder Cup-champion Grand Rapids Griffins during the Calder Cup Finals... Registered one assist and eight penalty minutes... Skated in 32 games for Western Michigan... Contributed 15 points (2-13-15)... Became the third player in CCHA history to receive the Best Defensive Defenseman award in back-to-back seasons and the first since Mike Weaver (1999 and 2000)... Named to the CCHA First All-Star Team and NCAA West Second All-American Team.

**2011-12:** Skated in 41 games for Western Michigan... Helped his school capture its first-ever CCHA championship... Contributed 17 points (5-12-17)... First Bronco in school history to win CCHA Best Defensive Defenseman... Named to the CCHA Second All-Star Team and NCAA West Second All-American Team.



# 65 DANNY DEKEYSER

CONTINUED

**2010-11:** Appeared in 42 games as a freshman with Western Michigan...Finished as the second-highest scoring defenseman on the team with 17 points [5-12-17]... Named to the CCHA All-Rookie Team.

## PERSONAL

Got married in September 2016...Attended De La Salle Collegiate High School in Warren, Mich., prior to his collegiate career at Western Michigan University...Majored in communications while in college...Supports the Red Wings School Assembly Program sponsored by the Detroit Red Wings by visiting multiple elementary schools since joining the organization in 2012-13.



## CAREER HIGHLIGHTS

### FIRSTS

FIRST GP: ..... 04/05/2013 DET 3 AT COL 2  
FIRST ASST: ..... 04/14/2013 DET 3 AT NSH 0  
FIRST GOAL: ..... 11/04/2013 DET 2 AT WPG 4

### MOSTS:

GOALS: 1 (18X) ..... 03/30/2017 DET 3 AT TB 5  
ASSISTS: 2 (7X) ..... 03/12/2016 DET 3 VS NYR 2  
POINTS: 2 (11X) ..... 03/12/2016 DET 3 VS NYR 2 (OG-2A)

### MOST RECENTLY

SOG: 5 (2X) ..... 12/27/2016 DET 3 AT BUF 4  
PIM: 5 (1X) ..... 11/16/2016 DET 0 AT WSH 1  
HAT TRICKS: ..... NONE  
MULTI-PT GAMES: 11 .. 03/12/2016 DET 3 VS NYR 2 (OG-2A)

### LONGEST PERSONAL STREAKS:

GOALS: 2 (1X) ..... 01/23/2016 01/25/2016 (2G)  
ASSISTS: 3 (3X) ..... 11/16/2014 11/20/2014 (3A)  
PTS: 3 (5X) ..... 12/03/2016 12/06/2016 (1G-2A)

## CAREER STATS

## REGULAR SEASON

## PLAYOFFS (BOLD)

SEASON	CLUB	LEAGUE	GP	G	A	P	PM	GP	G	A	P	PM
2012-13	DETROIT	NHL	11	0	1	1	2	2	0	0	0	0
2013-14	DETROIT	NHL	65	4	19	23	30	5	0	0	0	6
2014-15	DETROIT	NHL	80	2	29	31	42	7	1	0	1	12
2015-16	DETROIT	NHL	78	8	12	20	44	5	0	1	1	4
2016-17	DETROIT	NHL	82	4	8	12	33	0	0	0	0	0
<b>DETROIT TOTALS</b>			<b>316</b>	<b>18</b>	<b>69</b>	<b>87</b>	<b>151</b>	<b>19</b>	<b>1</b>	<b>1</b>	<b>2</b>	<b>22</b>
<b>NHL TOTALS</b>			<b>316</b>	<b>18</b>	<b>69</b>	<b>87</b>	<b>151</b>	<b>19</b>	<b>1</b>	<b>1</b>	<b>2</b>	<b>22</b>



# 2017-18 DETROIT RED WINGS PLAYER ROSTER



## 52 JONATHAN ERICSSON

**6-5 • 220 lbs. • Defense • Shoots Left**  
**Born: Karlskrona, Sweden – March 2, 1984**  
**Last Amateur Club: Sodertalje (SEL)**

**BECAME A RED WING:** Ninth round (291st overall) in the 2002 NHL Entry Draft

### CAREER STATS VS. NHL

TEAM	GP	G	A	PTS	PIM
ANA	19	0	3	3	30
ARI	19	1	3	4	4
BOS	17	0	1	1	8
BUF	20	0	3	3	15
CGY	20	0	2	2	10
CAR	11	0	3	3	8
CHI	27	0	7	7	30
COL	20	1	3	4	19
CBJ	28	1	3	4	31
DAL	18	1	1	2	20
DET	0	0	0	0	0
EDM	23	3	2	5	23
FLA	19	0	3	3	16
L.A.	18	3	5	8	8
MIN	16	2	3	5	8
MTL	16	0	2	2	10
NSH	28	0	4	4	14
NJ	14	0	2	2	17
NYI	13	1	4	5	8
NYR	10	0	2	2	6
OTT	16	1	1	2	33
PHI	15	0	4	4	11
PIT	13	0	1	1	14
STL	32	2	7	9	18
SJ	19	0	5	5	21
TB	16	1	3	4	29
TOR	16	1	2	3	12
VAN	22	1	6	7	14
WSH	15	1	0	1	6
WPG	9	1	1	2	6
<b>TOTAL</b>	<b>529</b>	<b>21</b>	<b>86</b>	<b>107</b>	<b>449</b>

### CAREER

Entering his 12th professional season and his 10th in Detroit ...Final player chosen in the 2002 NHL Entry Draft (291st overall)...Selected as the 2008-09 Detroit Red Wings Rookie of the Year by the Detroit Sports Broadcasters Association...Represented Sweden at the 2012 IIHF World Championship and won a bronze medal with Team Sweden at the 2010 IIHF World Championship...Named to the PlanetUSA AHL All-Star Team in 2008...Signed to a six-year contract extension on November 27, 2013.

### BY SEASON

**2016-17:** Played in 51 games for Detroit, tallying nine points (1-8-9)...Missed the final 28 games of the season due to injury...Ranked among team leaders with 86 hits (6th), 63 penalty minutes (T1st) and 19-13 average TOI (5th)...Scored in Detroit's outdoor game at Toronto on 1/1...Picked up assists in back-to-back games from 10/21-10/22...Tallied a season single game-high 17 penalty minutes in the season-opener vs. Tampa Bay (10/13)...Logged 25:00 of ice time on 11/26 vs. Montreal, an individual season-high.

**2015-16:** Skated in 71 games for Detroit and matched his career-best offensive totals for the second-consecutive season, logging 15 points (3-12-15)...Ranked among Red Wings leaders with 121 hits (3rd), 48 blocked shots (7th) and 18:32 TOI (7th)...Played a season-high 24:47 on 10/23 vs. Calgary...Produced points in three-straight games, matching his longest personal streak, from 12/1-12/5...Picked up one assist in five playoff games

**2014-15:** Was one of five players to skate in all 82 regular-season games for Detroit...Matched his career-best offensive totals with 15 points (3-12-15)...Ranked among team leaders with 70 penalty minutes (3rd), one shorthanded point (T2nd), 19:34 TOI (3rd), 114 hits (5th) and 55 blocked shots (7th)...Played his 400th NHL game on 3/29 at NY Islanders...Set a career best with a four-game point streak from 1/20-1/31, also matching the longest of the season by a Red Wings defenseman...Tied for second on the Red Wings in postseason scoring with a pair of two-assist games, marking the second and third multi-assist games of his NHL career.

**2013-14:** Limited to 48 games for Detroit due to injury...Registered 11 points (1-10-11) and ranked seventh on the team with 34 penalty minutes...Also ranked among team leaders with a 21:14 TOI average (3rd), 91 hits (5th) and 46 blocked shots (7th)...Scored his first goal of the season on 10/10 vs. Phoenix...Tallied assists in back-to-back games from 11/27-11/29...Skated in his 300th NHL game on 12/12 at Tampa Bay...Played a season-high 27:08 on 12/21 at Toronto...Represented Sweden at the 2014 Winter Olympics, recording one assist in six games...Suffered a finger injury on 3/18 vs. Toronto and did not return for the postseason.

**2012-13:** Skated in 45 games for Detroit...Contributed 13 points (3-10-13), tying for second among Red Wings defensemen...Tied for fifth on the team with a +6 rating...Led Red Wings defensemen with 67 hits...Finished second on the team with an average of 21:19 TOI...Posted two multi-point games, 2/1 vs. St. Louis (1-1-2) and 2/24 vs. Vancouver (0-2-2), which was his first-ever two-assist game...Appeared in all 14 playoff games for



# 52 JONATHAN ERICSSON

CONTINUED



Detroit...Recorded three points, all assists...Averaged 22:32 TOI in the playoffs...Finished second on the team with 30 hits in the postseason...Also played in four games for Sodertälje in second-tier Sweden, recording one assist, and three games with Vita Hasten in third-tier Sweden, notching three assists.

**2011-12:** Appeared in 69 games for Detroit...Missed 13 games with a broken wrist from 2/28-3/26...Finished the season with 11 points (1-10-11)...Notched a career-high +16 rating...Skated in his 200th career NHL game on 12/30 at Chicago...Tied a career-high with two points (1-1-2) on 11/30 vs. Tampa Bay...Finished fourth on team with 128 hits...Registered 47 PIM and 63 shots on goal...Averaged 17:05 TOI during the regular season...Appeared in all five postseason games...Did not register a point in the playoffs and finished with a -1 rating...Dished out 10 hits and averaged 19:49 TOI in the postseason.

**2010-11:** Appeared in a career-high 74 games for Detroit...Registered career-highs in points (15), assists (12), PIM (87), shots (89) and plus-minus rating (+8)...Led Detroit with three fighting majors and 87 PIM...Tied a career-high with two points (1-1-2) on 1/15 vs. Columbus...Played in the 100th game of his career on 11/24 at Atlanta...Averaged 18:50 of ice time during the regular season...Scored one power play goal (11/6 at Vancouver)...Played in all 11 postseason games...Registered three points (1-2-3) in the playoffs...Collected 4 PIM and was -2 in the postseason...Averaged 18:47 of ice time in the postseason.

**2009-10:** Appeared in a career-high 62 games...Registered

career-highs with four goals, nine assists, 13 points and 44 PIM...Averaged 16:42 of ice time during the regular season...Missed 12 games from 12/17-1/12 with a knee injury...Recorded three multi-point games (10/15 vs. Los Angeles, 10/29 at Edmonton and 3/26 vs. Minnesota)...Recorded his first career shorthanded goal on 3/26 vs. Minnesota...Appeared in all 12 postseason games...Recorded two assists, a +1 rating and 8 PIM during the 2010 Stanley Cup Playoffs...Averaged 14:17 of ice time during the postseason.

**2008-09:** Appeared in 19 games for Detroit...Finished season with four points (1-3-4)...Averaged 17:40 of ice time in 2008-09 regular season...Set career highs with 3 assists, 4 points and 15 PIM...Appeared in 22 postseason games for Detroit...Missed Game 5 vs. Chicago in Western Conference Finals due to emergency appendectomy...Finished 2009 postseason with eight points (4-4-8)...Scored the game-winning goal in his NHL postseason debut 4/16 vs. Columbus...Averaged 18:43 of ice time in 2009 postseason...Appeared in 40 games for Grand Rapids (AHL)...Registered 15 points (2-13-15) and was +12 for the Griffins.

**2007-08:** Recalled to Detroit on 2/20...Appeared in eight games for the Red Wings...Made his NHL debut at Calgary on 2/22, playing 22:39 and finishing even...Scored his first NHL goal at Edmonton on 2/26 (Garon)...Season-high five shots on goal 3/5 vs. St. Louis...Recalled to Detroit 4/5 and was a Black Ace during the 2008 playoffs...Appeared in 69 games for Grand Rapids...Established AHL career highs in goals (10) and points (34).



# 52 JONATHAN ERICSSON

CONTINUED



**2006-07:** Made his AHL and North American debut with the Grand Rapids Griffins...Appeared in 67 games...Led Grand Rapids defensemen with 24 assists and 29 points...Finished third on the Griffins with 102 penalty minutes...Tied a Griffins franchise record by scoring two power play goals in one period 11/24 vs. Chicago (2nd period)...Recalled to Detroit on 5/3 and was a Black Ace during the 2007 Stanley Cup Playoffs...

**2005-06:** Spent majority of the season with Sodertälje of the Swedish Elite League, seeing action as both a defenseman and a center.

## PERSONAL

Jonathan and his wife have one son, Leo, and one daughter, Liv, named in honor of late friend and former teammate and Red Wings prospect Stefan Liv...Resides in Norrköping, Sweden during the off-season... Played on 2014 Swedish Olympic Team alongside his older brother, Jimmie...As part of his "52 for the Zoo" charity program, he will donate \$50 to the Detroit Zoological Society during the 2016-17 season, which will fund a scholarship program to send underprivileged kids to a future overnight experience at the zoo...Greeted runners this September at the first-ever Hockeytown 5K...Participated in the Detroit Red Wings School Assembly Program, sponsored by the Detroit Red Wings Foundation, by visiting Plymouth Scholars Academy in Plymouth, Mich., in November 2013.

## CAREER HIGHLIGHTS

### FIRSTS

FIRST GP:.....02/22/2008 DET 0 AT CGY 1  
FIRST GOAL:.....02/26/2008 DET 3 AT EDM 4  
FIRST ASST:.....03/03/2009 DET 5 AT STL 0

### MOSTS:

GOALS: 1 (21X).....01/01/2017 DET 4 AT TOR 5  
ASSISTS: 2 (1X).....02/24/2013 DET 8 VS VAN 3  
POINTS: 2 (7X).....02/24/2013 DET 8 VS VAN 3 (OG-2A)

### MOST RECENTLY

SOG: 5 (3X).....01/22/2016 DET 3 AT BUF 0  
PIM: 17 (2X).....10/13/2016 DET 4 AT TB 6  
HAT TRICKS:.....NONE  
MULTI-PT GAMES: 7 02/24/2013 DET 8 VS VAN 3 (OG-2A)

### LONGEST PERSONAL STREAKS:

GOALS: 1 (21X).....01/01/2017 01/01/2017 (1G)  
ASSISTS: 3 (2X).....12/01/2015 12/05/2015 (3A)  
PTS: 4 (1X).....01/20/2015 01/31/2015 (2G-2A)

## CAREER STATS

## REGULAR SEASON


## PLAYOFFS (BOLD)

SEASON	CLUB	LEAGUE	GP	G	A	P	PM	GP	G	A	P	PM
2007-08	DETROIT	NHL	8	1	0	1	4	0	0	0	0	0
2008-09	DETROIT	NHL	19	1	3	4	15	22	4	4	8	25
2009-10	DETROIT	NHL	62	4	9	13	44	12	0	2	2	8
2010-11	DETROIT	NHL	74	3	12	15	87	11	1	2	3	4
2011-12	DETROIT	NHL	69	1	10	11	47	5	0	0	0	6
2012-13	DETROIT	NHL	45	3	10	13	29	14	0	3	3	2
2013-14	DETROIT	NHL	48	1	10	11	34	0	0	0	0	0
2014-15	DETROIT	NHL	82	3	12	15	70	7	0	4	4	8
2015-16	DETROIT	NHL	71	3	12	15	56	5	0	1	1	2
2016-17	DETROIT	NHL	51	1	8	9	63	0	0	0	0	0
DETROIT TOTALS			529	21	86	107	449	76	5	16	21	55
NHL TOTALS			529	21	86	107	449	76	5	16	21	55





# 2017-18 DETROIT RED WINGS PLAYER ROSTER



## 93 JOHAN FRANZEN

**6-4 • 232 lbs. • Left Wing • Shoots Left**  
**Born: Vetlanda, Sweden – December 23, 1979**  
**Last Amateur Club: Linköping (Sweden)**

**BECAME A RED WING:** Third round (97th overall) in 2004 NHL Entry Draft

### CAREER STATS VS. NHL

TEAM	GP	G	A	PTS	PIM
ANA	25	10	7	17	19
ARI	26	10	6	16	8
BOS	12	0	9	9	12
BUF	14	5	5	10	4
CGY	29	7	8	15	20
CAR	9	1	4	5	12
CHI	50	11	11	22	14
COL	30	15	8	23	14
CBJ	51	15	12	27	38
DAL	26	7	9	16	30
DET	0	0	0	0	0
EDM	30	5	8	13	8
FLA	10	2	5	7	4
L.A.	24	7	9	16	8
MIN	28	13	11	24	10
MTL	9	2	5	7	2
NSH	42	15	10	25	26
NJ	11	6	6	12	4
NYI	8	2	1	3	4
NYR	8	2	2	4	2
OTT	12	12	1	13	12
PHI	10	4	3	7	8
PIT	9	4	1	5	8
STL	47	14	13	27	78
SJ	24	4	6	10	20
TB	9	3	5	8	4
TOR	10	2	6	8	10
VAN	25	4	5	9	26
WSH	6	3	1	4	2
WPG	8	2	6	8	4
<b>TOTAL</b>	<b>602</b>	<b>187</b>	<b>183</b>	<b>370</b>	<b>401</b>

### CAREER

Entering his 12th season in the NHL, all with Detroit...Won his first Stanley Cup championship in 2008...Signed an 11-year contract extension with the Red Wings on April 11, 2009...Has 70 career multi-point games...Represented Sweden at the 2012 IIHF World Championship...Played for Sweden at the 2010 Olympic Winter Games in Vancouver...Won a gold medal with Sweden at the 2006 IIHF World Championship...Named 2005-06 Rookie of the Year by the Detroit Sports Broadcasters Association.

### BY SEASON

**2016-17:** Missed the entire season due to post-concussive symptoms.

**2015-16:** Returned to Red Wings lineup for regular-season opener and picked up assist on 10/9 vs. Toronto...Also played on 10/10 at Carolina but missed the remainder of the season due to the return of post-concussive symptoms.

**2014-15:** Limited to 33 games played due to injury and did not play after 1/6 at Edmonton due to a concussion...Recorded 22 points (7-15-22) in 33 games...Racked up 13 points (6-7-13) in the first 13 games of the season (10/9-11/14), picking up three game-winning goals in that span...Despite injury, still ranked among Detroit's leaders with four power-play goals (T6th), 11 power-play points (T7th) and three game-winning goals (T5th)...His final game of the season, 1/6 at Edmonton, marked his 600th NHL contest.

**2013-14:** Finished sixth in team scoring with 41 points (16-25-41) in 54 games...Ranked among team leaders with 16 goals (5th), 25 assists (4th), a +6 rating (6th), 40 penalty minutes (4th), seven power-play goals (1st), four game-winning goals (T2nd), 149 shots (5th) and a 10.7 shooting percentage (7th)...Placed third among Red Wings forwards with an average of 17:39 TOI...Scored his first two goals of the season and the first of four game-winning goals on 10/17 at Colorado...Recorded nine points (4-5-9) during a six-game point streak, 11/24-12/6...Named NHL's first star of the week on 3/3 after five points (3-2-5) in two games...Recorded his sixth career hat trick on 2/27 at Ottawa...Tallied a season-high four points (2-2-4) on 3/7 vs. New Jersey...Notched two assists in five playoff games...Named to Sweden's 2014 Olympic roster but withdrew from the event due to injury.

**2012-13:** Logged 41 games for Detroit...Finished third on the team with 31 points (14-17-31)...Ranked among club leaders with 14 goals (2nd), a +13 rating (3rd), 41 penalty minutes (3rd), six power play goals (2nd) and 116 shots (3rd)...Averaged 18:05 TOI, ranking third on Detroit among forwards...Reached a pair of milestones, appearing in his 500th NHL game on 3/31 vs. Chicago and recording his 300th point with a goal on 4/14 at Nashville...Tallied eight points (3-5-8) over a six-game point streak from 1/25-2/5...Posted a career-high three assists on 2/1 vs. St. Louis...Set a career high with 15 penalty minutes on 2/7 at St. Louis...Racked up seven goals in a seven-game span from 4/12-4/25...Skated in all 14 postseason games...Tied for fifth in playoff scoring with six points (4-2-6)...Led the Red Wings with three power play goals in the playoffs...Ranked fifth on the team and third among forwards with 19:30 TOI.



# 93 JOHAN FRANZEN

CONTINUED

**2011-12:** Skated in 77 games for Detroit...Missed five games with a back injury...Led Detroit with 29 goals, 11 power play goals and 10 game-winning goals...Tied for team lead (Bertuzzi, White) with a +23 rating...Finished season with 56 points (29-27-56)...His 27 assists tied a career high...Finished second on the team with 211 shots on goal (Zetterberg, 267)...Notched his 100th career assist on 10/15 at Minnesota...Appeared in his 400th career NHL game on 10/21 vs. Columbus...Averaged 17:42 TOI in regular season...Appeared in all five postseason games for Detroit...Finished the playoffs with one point (1-0-1) and eight PIM...Tied for second on team with 14 postseason shots on goal...Averaged 16:07 TOI during the playoffs...Led Detroit forwards and ranked second on the team with 13 postseason hits.

**2010-11:** Appeared in 76 games for Detroit...Registered 55 points (28-27-55), 58 PIM, and finished +5 on the season...Led the team in goals (28), tied for team lead in power play goals (10) and tied for second on team in game-winning goals (5)...Set a new career-high with 27 assists...Finished second on the team with 143 hits...Averaged 17:26 of ice time in the regular-season...Recorded a career-high five goals on 2/2 at Ottawa...Named the NHL's First Star of the Week for the week ending 2/6...Scored the 100th goal of his career on 11/11 vs. Edmonton...Recorded his 200th career point on 1/26 vs. New Jersey...Appeared in eight playoff games...Missed three postseason games due to an ankle injury...Registered three playoff points (2-1-3), six PIM and finished -1 in the postseason...Averaged 15:47 of ice time in the playoffs.

**2009-10:** Appeared in just 27 games for the Red Wings...Missed 55 games with a knee injury...Posted 21 points (10-11-21) and 22 PIM...Replaced teammate Tomas Holmstrom (knee injury) on Team Sweden's roster for the 2010 Olympic Winter Games in Vancouver...Recorded a career-high four points (2-2-4) on 3/26 vs. Minnesota...Finished third on Detroit with six power-play goals despite appearing in just 27 games...Averaged 18:42 of ice time during the regular season...Won 55.6% of his face-offs taken in the regular season...Led Detroit with 18 points (6-12-18) and 12 assists in 12 postseason games...Scored the second-fastest hat trick in Stanley Cup Playoffs history in Game 4 of the WCS vs. San Jose (3:26; Tim Kerr scored three goals in 3:24 on 4/13/85)...Set a new franchise record registering six points (4-2-6) in Game 4 of the WCS vs. San Jose...Set a new franchise record and tied a NHL record for most points in one period with four (3-1-4) in Game 4 of the WCS...Tied a Red Wings franchise record scoring four goals in Game 4 of the WCS vs. San Jose...Recorded at least one point in 12 straight postseason games, tying the franchise mark held Gordie Howe.

**2008-09:** Appeared in 71 games for Detroit...Set new career highs in goals (34), assists (25), points (59), plus/minus (+21) and shots on goal (246)...Tied his career high with eight game-winning goals...Signed a new 11-year contract with Detroit on April 11, 2009...Recorded his 100th career point on 12/1 vs. Anaheim...Had a career-high six-game assist streak 3/14 - 3/24...Had a career high nine shots on goal 3/24 at Edmonton...Appeared in all 23 postseason games for Detroit...Led team with 12 postseason goals...Finished second on team with a new career-high 23 postseason points (12-11-23)...Tied for postseason team lead with three game-winning goals and four power-play goals...Scored series clinching goal in Game 4 of the WCQ vs. Columbus on 4/23.

**2007-08:** Appeared in 72 games for Detroit...Established career highs with 27 goals and 38 points...Set a new franchise record for most game-winning goals in one month when he tallied six GWGs during the month of March...Career-high seven-game point streak 3/2-3/16...Named the NHL's third star for the month of March after registering 14 goals and 4 assists in 13 games...Played in 16 postseason games for the Red Wings...Franzen (along with Henrik Zetterberg) led the NHL and the Red Wings with a career high and franchise record 13 postseason goals, despite missing six games due to injury...Led the NHL in postseason game-winning goals with five, setting a new Red Wings franchise record...Established a new franchise record with nine goals in Detroit's four-game sweep of Colorado in the WCS, the most ever scored by a Red Wing in one playoff series, and the most in a four-game series in NHL history...Tied a franchise record with two hat tricks in one playoff series registering two against Colorado in the WCS (Norm Ullman)...Tied a franchise record with goals in five consecutive postseason games (Gordie Howe (2x), Ted Lindsay)...Finished with a career-high 18 postseason points (13-5-18)...Tied for fourth in NHL with a +13 postseason rating.

**2006-07:** Set then career highs in assists (20) and points (30) despite missing 13 games due to injury...Posted a minus-rating just five times in 69 games...Recorded a then career-high five-game point streak from 2/27-3/6...Scored the game-winning shootout goal on his first career attempt on 3/6 vs. Nashville (Vokoun)...Dealt his first career fighting major at Anaheim on 10/18...Played in all 18 of Detroit's postseason games...Established then postseason career highs in goals (3), assists (4) and points (7)...Scored his first career postseason overtime goal in Game 6 of the WCQ vs. Calgary, clinching the series victory for Detroit...Plus-8 rating on the road during the 2007 Stanley Cup Playoffs led all NHL skaters.



# 93 JOHAN FRANZEN

CONTINUED

**2005-06:** Appeared in 80 games in his rookie campaign and finished plus-four...Was the first Detroit rookie to play in 80 games since Nicklas Lidstrom (1990-91)...Led Detroit rookies in games (80), goals (12) and points (16)...Scored two shorthanded goals 11/9/05 vs. Los Angeles and 11/23 vs. Colorado...Led Red Wings in shorthanded goals (2)...Registered his first NHL assist 12/31 vs. Columbus...Scored his first NHL goal 10/13 at Los Angeles (game-winner)...Played in all six of Detroit's 2006 playoff games, scoring one goal to go along with two assists...Named the Red Wings 2005-06 Rookie of the Year by the Detroit Sports Broadcasters Association...Missed two games due to a chest injury.

**2004-05:** Represented Sweden in the 2005 World Championships (1-0-1 in 5 games)...Played with Linkopings of the Swedish Elite League...Finished with 14 points in 43 games and a +8...Signed a one-year, entry level contract with Detroit on August 4, 2005.

**2003-04:** Enjoyed a breakthrough season with Linkopings and finished with 30 points in 49 games (12-18-30)...Led the Swedish Elite League with a +24...Attended the Red Wings prospect camp in Troy, MI following the NHL Draft where he was Detroit's first selection (third round).



## PERSONAL

Johan's nickname is 'The Mule'...He and his wife, Cecilia, have two sons, Eddie Bo and Oliver...The family returns to their native Sweden in the offseason...Johan started "Franzen's Friends" in 2013-14, and will continue to host a Special Olympics athlete and his/her guardian at every Red Wings home game in 2017-18, in partnership with Special Olympics of Michigan.

## CAREER HIGHLIGHTS

### FIRSTS

FIRST GP: 10/05/2005 DET 5 VS STL 1  
FIRST GOAL: 10/13/2005 DET 5 AT LA 2  
FIRST ASST: 12/31/2005 DET 5 VS CBJ 2

### MOSTS:

GOALS: 5 (1X) 02/02/2011 DET 7 AT OTT 5  
ASSISTS: 3 (2X) 11/27/2013 DET 6 VS BOS 1  
POINTS: 5 (1X) 02/02/2011 DET 7 AT OTT 5 (5G-0A)

### MOST RECENTLY

SOG: 10 (1X) 02/02/2011 DET 7 AT OTT 5  
PIM: 15 (1X) 02/07/2013 DET 5 AT STL 1  
HAT TRICKS: 3 02/27/2014 DET 6 AT OTT 1 (3G)  
MULTI-PT GAMES: 70 12/31/2014 DET 3 VS NJ 1 (0G-2A)

### LONGEST PERSONAL STREAKS:

GOALS: 5 (3X) 10/25/2008 11/17/2008 (5G)  
ASSISTS: 6 (1X) 03/14/2009 03/24/2009 (8A)  
PTS: 8 (1X) 10/18/2008 11/17/2008 (7G-3A)

## CAREER STATS


## REGULAR SEASON

## PLAYOFFS (BOLD)

SEASON	CLUB	LEAGUE	GP	G	A	P	PM	GP	G	A	P	PM
2005-06	DETROIT	NHL	80	12	4	16	36	6	1	2	3	4
2006-07	DETROIT	NHL	69	10	20	30	37	18	3	4	7	10
2007-08	DETROIT	NHL	72	27	11	38	51	16	13	5	18	14
2008-09	DETROIT	NHL	71	34	25	59	44	23	12	11	23	12
2009-10	DETROIT	NHL	27	10	11	21	22	12	6	12	18	16
2010-11	DETROIT	NHL	76	28	27	55	58	8	2	1	3	6
2011-12	DETROIT	NHL	77	29	27	56	40	5	1	0	1	8
2012-13	DETROIT	NHL	41	14	17	31	41	14	4	2	6	8
2013-14	DETROIT	NHL	54	16	25	41	40	5	0	2	2	2
2014-15	DETROIT	NHL	33	7	15	22	30	0	0	0	0	0
2015-16	DETROIT	NHL	2	0	1	1	2	0	0	0	0	0
<b>DETROIT TOTALS</b>			<b>602</b>	<b>187</b>	<b>183</b>	<b>370</b>	<b>401</b>	<b>107</b>	<b>42</b>	<b>39</b>	<b>81</b>	<b>80</b>
<b>NHL TOTALS</b>			<b>602</b>	<b>187</b>	<b>183</b>	<b>370</b>	<b>401</b>	<b>107</b>	<b>42</b>	<b>39</b>	<b>81</b>	<b>80</b>



# 2017-18 DETROIT RED WINGS PLAYER ROSTER



## CAREER STATS VS. NHL

TEAM	GP	G	A	PTS	PIM
ANA	8	1	2	3	4
ARI	6	1	0	1	0
BOS	15	2	0	2	2
BUF	15	2	4	6	2
CGY	7	0	0	0	2
CAR	9	0	2	2	2
CHI	8	1	2	3	6
COL	8	1	2	3	2
CBJ	12	1	0	1	4
DAL	7	0	2	2	6
DET	0	0	0	0	0
EDM	7	1	0	1	6
FLA	15	3	0	3	0
L.A.	8	0	2	2	4
MIN	7	0	0	0	2
MTL	15	2	3	5	10
NSH	6	1	1	2	4
NJ	10	0	0	0	8
NYI	11	2	1	3	4
NYR	11	1	2	3	4
OTT	12	0	4	4	8
PHI	11	0	0	0	4
PIT	12	1	1	2	6
STL	8	1	1	2	4
SJ	7	1	2	3	8
TB	16	1	1	2	8
TOR	16	0	1	1	4
VAN	8	0	1	1	4
WSH	11	0	2	2	6
WPG	7	1	0	1	2
<b>TOTAL</b>	<b>293</b>	<b>24</b>	<b>36</b>	<b>60</b>	<b>128</b>

## 41 LUKE GLENDENING

**5-11 • 199 lbs. • Center • Shoots Right**  
**Born: Grand Rapids, MI – April 28, 1989**  
**Last Amateur Team: Michigan Wolverines (CCHA)**

**BECAME A RED WING:** Signed as a free agent on July 5, 2013

## CAREER

Entering his fifth NHL season and sixth professional season...Signed to a four-year contract extension on July 14, 2016...2013 Calder Cup champion with the Grand Rapids Griffins...2012 CCHA Best Defensive Forward...2010 CCHA champion with the Michigan Wolverines...Attended East Grand Rapids High School in Grand Rapids, Mich...Made his NHL debut on October 12, 2013...Scored his first NHL goal on April 5, 2014.

## BY SEASON

**2016-17:** Skated in 74 games with the Red Wings and registered 14 points (3-11-14) and 26 penalty minutes...Ranked among team leaders with 74 games played (8th), 11 assists (11th), 150 hits (1st), 62 blocked shots (5th) and 19 takeaways (9th)...Established a new career best with a three-game assist streak from 10/17-10/21...Recorded his 50th career point on 10/26 vs. Carolina...Posted assists in back-to-back games from 12/15-12/17 and 1/7-1/10...Suffered an ankle injury on 3/27 at Carolina and missed the team's final seven games.

**2015-16:** Bested his offensive totals from 2014-15 and contributed 21 points (8-13-21) in 81 games for Detroit...Was Detroit's top faceoff winner (54.6%) and ranked second in hits (143) and tied for fourth in blocked shots (71)...Tied for fourth on the team with three game-winning goals...Matched a personal best with a two-game assist streak from 12/8-12/10 and again from 2/27-2/29...Missed one game due to illness on 12/28 at Minnesota, the first NHL game he had ever missed due to injury or illness...Picked up his third career multi-point game on 1/22 at Buffalo (1-1-2)...Reached 200 NHL games on 2/29 at Dallas...Scored in back-to-back games for the first time in his career from 3/17-3/19...Picked up one assist in five postseason games...Selected to represent his country for the first time at the 2016 IIHF World Championship in Russia but returned home prior to the start of the tournament due to an injury.

**2014-15:** Was one of five Red Wings to skate in all 82 regular-season games...More than doubled his rookie-season offensive totals with 18 points, including 12 goals after just one in 2013-14...Averaged the most shorthanded ice time of any NHL forward, and ranked second in the league in that category...Finished among Detroit's leaders with 12 goals (8th), a plus-five rating (17th), 34 penalty minutes (7th), 104 shots (8th), a 11.5 shooting percentage (5th), 147 hits (2nd), 73 blocked shots (5th), 26 takeaways (5th) and a 51.9 faceoff percentage (3rd)...Posted his first NHL multi-point game on 11/14 vs. Chicago (1-1-2)...Skated in his 100th NHL game on 1/15 at St. Louis...Notched his first NHL two-goal game, including his first-ever game-winning goal, on 1/27 at Florida...Tied for fourth on the team in the postseason with three points (2-1-3) in seven first-round games.

**2013-14:** Skated in 56 games for Detroit as a rookie...Contributed seven points (1-6-7) and 22 penalty minutes...Finished fourth on the Red Wings with 92 hits and was second among forwards with 38 blocked shots...Made his NHL debut on 10/12 vs. Philadelphia...Recorded his first NHL point with an assist on 12/17 vs. Anaheim...Tallied assists in back-to-back games for the first time from 1/9-1/11...Scored his first NHL



# 41 LUKE GLENDENING

CONTINUED

goal on 4/5 at Montreal (Carey Price)...Appeared in all five of Detroit's postseason games, scoring a goal and averaging 14:11 TOI...Also had 12 points (5-7-12) in 18 games with the Grand Rapids Griffins.

**2012-13:** Won the AHL's Calder Cup with the Grand Rapids Griffins, notching 26 points (8-18-26) in 50 regular-season games and 16 points (6-10-16) in 24 postseason games...Started the season with ECHL Toledo, tallying 21 points (14-7-21) in 27 games and earning a selection to the ECHL All-Star Game...Became the first-ever Greater Grand Rapids native to play for the Griffins and scored his first goal on his first shot during his first game on 12/19 vs. Rochester...Shared the AHL postseason rookie scoring title with teammate Riley Sheahan and tied for sixth overall in playoff scoring.

**2011-12:** Recorded 21 points (10-11-21) in 41 games with the CCHA's Michigan Wolverines as a senior...Became the eighth player to ever captain Michigan in back-to-back seasons...Named the CCHA Best Defensive Forward...Registered his first collegiate hat trick on 10/13 vs. St. Lawrence...Signed a tryout with AHL Providence and made his professional debut on 4/13 vs. Bridgeport.

**2010-11:** Led Michigan to a CCHA regular-season championship and an appearance in the NCAA championship game, where it fell in overtime to Minnesota-Duluth...Recorded 18 points (8-10-18) in 44 games...Named MVP at the Great Lakes Invitational at Joe Louis Arena after scoring three goals during the tournament.

**2009-10:** Scored a collegiate career-high 21 points (7-14-21) in 45 games as a sophomore...Named an alternate captain for the Wolverines during the season.



**2008-09:** Made the Michigan Wolverines as a walk-on and contributed 10 points (6-4-10) in 35 games...Named CCHA Rookie of the Week on 2/14...Won Michigan's Alton D. Simms Award as team's most-improved player.

## PERSONAL

Has a degree in political science from the University of Michigan...Has volunteered for the MI Wings Community Tour in each of the last four years visiting pediatric patients and adult oncology patients at Covenant HealthCare in Saginaw, Mich., and participating in a school rally at Franklin Elementary School in Cadillac, Mich. in September 2014; participating in therapy exercises at the MidMichigan Health Center in Midland, Mich., and stopping at the Camp Grayling Join Maneuver Training Center in Grayling, Mich., in September 2015; and surprising special education students in Muskegon, Mich., in September 2016...Has played in seven career outdoor games, three at the University of Michigan, one with Grand Rapids and three with Detroit...Hockey idol as a youth was Steve Yzerman.

## CAREER HIGHLIGHTS

### FIRSTS

FIRST GP: 10/12/2013 DET 5 VS PHI 2  
FIRST ASST: 12/17/2013 DET 2 VS ANA 5  
FIRST GOAL: 04/05/2014 DET 3 AT MTL 5

### MOSTS:

GOALS: 2 (1X) 01/27/2015 DET 5 AT FLA 4  
ASSISTS: 1 (36X) 03/18/2017 DET 5 VS COL 1  
POINTS: 2 (3X) 01/22/2016 DET 3 AT BUF 0 (1G-1A)

### MOST RECENTLY

SOG: 6 (1X) 10/21/2016 DET 5 VS NSH 3  
PIM: 4 (4X) 03/08/2016 DET 3 AT CBJ 5  
HAT TRICKS: NONE  
MULTI-PT GAMES: 3 01/22/2016 DET 3 AT BUF 0 (1G-1A)

### LONGEST PERSONAL STREAKS:

GOALS: 2 (1X) 03/17/2016 03/19/2016 (2G)  
ASSISTS: 3 (1X) 10/17/2016 10/21/2016 (3A)  
PTS: 3 (1X) 10/16/2016 10/21/2016 (0G-3A)

## CAREER STATS

## REGULAR SEASON

## PLAYOFFS (BOLD)

SEASON	CLUB	LEAGUE	GP	G	A	P	PM	GP	G	A	P	PM
2013-14	DETROIT	NHL	56	1	6	7	22	5	1	0	1	0
2014-15	DETROIT	NHL	82	12	6	18	34	7	2	1	3	8
2015-16	DETROIT	NHL	81	8	13	21	46	5	0	1	1	0
2016-17	DETROIT	NHL	74	3	11	14	26	0	0	0	0	0
DETROIT TOTALS			293	24	36	60	128	17	3	2	5	8
NHL TOTALS			293	24	36	60	128	17	3	2	5	8





# 2017-18 DETROIT RED WINGS PLAYER ROSTER



## 25 MIKE GREEN

**6-1 • 207 lbs. • Defense • Shoots Right**  
**Born: Calgary, Alberta – October 12, 1985**  
**Last Amateur Club: Saskatoon Blades (WHL)**

**BECAME A RED WING:** Signed as a free agent on July 1, 2015

### CAREER STATS VS. NHL

TEAM	GP	G	A	PTS	PIM
ANA	10	1	5	6	6
ARI	11	1	6	7	2
BOS	31	7	12	19	14
BUF	36	7	15	22	24
CGY	14	1	7	8	10
CAR	49	15	11	26	30
CHI	11	0	7	7	10
COL	12	1	1	2	4
CBJ	19	1	10	11	8
DAL	12	0	8	8	10
DET	9	4	6	10	10
EDM	12	3	5	8	14
FLA	47	6	15	21	46
L.A.	11	4	2	6	12
MIN	13	4	2	6	10
MTL	35	4	18	22	20
NSH	12	2	9	11	4
NJ	33	9	10	19	21
NYI	33	7	11	18	20
NYR	31	6	11	17	29
OTT	36	10	19	29	34
PHI	42	8	19	27	20
PIT	33	5	15	20	16
STL	10	2	6	8	6
SJ	10	1	3	4	2
TB	51	11	21	32	54
TOR	37	4	19	23	30
VAN	11	2	4	6	10
WSH	5	0	0	0	2
WPG	46	8	20	28	16
<b>TOTAL</b>	<b>721</b>	<b>134</b>	<b>297</b>	<b>431</b>	<b>494</b>

### CAREER

Entering his 13th NHL season and third with the Red Wings...Two-time NHL First-Team All-Star...2007 NHL YoungStars Game...2006 AHL Calder Cup champion with Hershey and All-Rookie Team...Won a silver medal in 2008 at the IIHF World Championship...Won a gold medal in 2003 at the IIHF World Under-18 Championship...Is the NHL's second-highest scoring defenseman since the 2007-08 season and one of two active defensemen with a 70-point season, along with Ottawa's Erik Karlsson.

### BY SEASON

**2016-17:** Led Red Wings defensemen in points for the second-consecutive season with 36 (14-22-36) in 72 games...Ranked among team leaders with 14 goals (8th), 22 assists (5th), 36 points (6th), 40 penalty minutes (6th), two game-winning goals (3rd), 23:33 average TOI (1st) and 92 blocks (2nd)...Led all Red Wings defensemen in goals, assists, points, shots (125) and power-play points (10)...Played in his 700th NHL game on 2/18 at Vancouver...Recorded his first NHL hat trick on 10/17 vs. Ottawa...Named the NHL's 3rd star of the week on 10/24 after tallying five points (3-2-5) in four games...Scored his ninth career OT winner on 11/25 at New Jersey...Had six multi-point games.

**2015-16:** Led Red Wings defensemen in points in his first season with the team, tallying 35 points (7-28-35) in 74 games...Ranked third on the team with 28 assists, seventh with 35 points, sixth with 38 penalty minutes, fifth with five power-play goals, tied for second with 20 power-play points, 10th with 124 shots and third with 19:46 TOI...Picked up an assist in his Red Wings debut on 10/9 vs. Toronto...Scored his first goal with Detroit on 11/20 vs. Los Angeles...Scored in back-to-back games on 2/4-2/6...Had a season-high three assists on 3/8 at Columbus...Missed eight games due to injury...Produced six multi-point games...Recorded two points (1-1-2) in five postseason games.

**2014-15:** Hit the 10-goal plateau and produced 45 points (10-35-45) in 72 regular-season games with the Capitals...Finished fifth on the Capitals in scoring and was second among the team's defensemen...Led the team with a plus-15 rating...Racked up five points (2-3-5) in the Capitals' first five games...Produced 14 multi-point games...Became Washington's fifth-highest scoring defenseman on 2/1 vs. St. Louis, passing Larry Murphy with his 345th career point...Suited up in all of Washington's 14 playoff games and picked up two points (0-2-2) and 14 penalty minutes.

**2013-14:** Led Washington defensemen in points (38), ranked third among Capitals skaters in assists (29) and ranked second on the team in time on ice per game (22:43) in 70 games for the club...Earned an assist and played in his 500th NHL game on 3/30 at Nashville...Recorded his second career three-assist game 3/2 vs. Philadelphia...Registered three points (2-1-3) and scored his 100th NHL goal as well as the overtime-winner on 1/28 at Buffalo...Tallied two assists, including his 200th NHL assist and 300th NHL point on 1/9 at Tampa Bay.



## 25 MIKE GREEN

CONTINUED

**2012-13:** Led NHL defensemen in goals (12) while producing 26 points (12-14-26) in 36 games with the Capitals... Ranked fourth on the Capitals in goals... Led Washington in TOI (24:51)... Scored a goal in four straight games through the 4/4 contest vs. NY Islanders... Had a two-goal game on 4/2 at Carolina... Led the team during four postseason games with two goals, 25:31 TOI and four points (tied)... Scored the overtime winner in Game 2 of their first-round series vs. the NY Rangers.

**2011-12:** Missed 47 games due to injury and recorded seven points (3-4-7) in 32 games with the Capitals... Tied a career high with four points (2-2-4) on 10/22 vs. Detroit... Moved to second in Washington history with six overtime goals after scoring the game-winner on 10/8 vs. Carolina... Tied for the Capitals defenseman lead with four points (2-2-4) during 14 postseason games... Finished third on Washington in postseason TOI (23:45).

**2010-11:** Finished third on the Capitals with 24 points (8-16-24) from the blueline despite missing 33 games due to injury... Led the team in TOI (25:11)... Ranked sixth on the club with 100 hits... Served as an alternate captain at the NHL All-Star Game and recorded a pair of assists... Led the team in ice time in 38-of-49 games and played more than 30 minutes on six occasions... Began the playoffs with a five-game point streak (1-4-5)... Tallied six points (1-5-6) in eight playoff games.

**2009-10:** Runner-up for the Norris Trophy for the second year in a row after amassing 76 points (19-57-76) in 75 games... Named to the NHL First-All-Star Team, becoming the first player (along with Alex Ovechkin) to be an NHL First-Team All-Star since Wayne Gretzky and Paul Coffey did so in 1985 and 1986... One of three finalists for the NHL Foundation Award for community service efforts... Became the 13th defenseman (third active) with consecutive 70-point seasons and the seventh to do it before turning 25... Led NHL defensemen with 76 points, 56 assists, and 19 goals (career highs in points and assists)... His point total was the most by Capitals defenseman since 1992-93 (Kevin Hatcher, 79 points, 34g-45a)... Ranked second among NHL defensemen (trailing only Jeff Schultz) and third in the league at plus-39, the third-highest plus/minus rating in team history... Led NHL defensemen with 35 power-play points, 25 power-play assists, and 10 power-play goals... Registered career-high nine-game point streak from 10/12-11/1, recording 11 points (2-9-11)... Recorded his second nine-game point streak from 1/2-1/19, recording 12 points (3-9-12).

**2008-09:** Became the first defenseman to score 30 goals in a season since fellow Capital Kevin Hatcher scored 34 in 1992-93 with a 31-goal, 73-point season in 68 games played... Finished second in the voting for the Norris Trophy and was



the top vote-getter among defensemen on the NHL First All-Star Team... Placed on the team in goals (31) and fourth in points (73) and assists (42)... Led all defensemen and ranked seventh in the NHL (minimum 20 GP) with 1.07 points per game... Offensive output ranked fourth in Capitals history for a defenseman... Became the seventh defenseman in NHL history to score 30 goals in a season and was the first to do it while playing fewer than 70 games... At 23, the youngest defenseman with 30 goals since Paul Coffey in 1983-84... His eight-game goal streak from 1/27-2/14 set an NHL record for a defenseman and matched the longest streak in the NHL since 1997-98 (Teemu Selanne, 11 games)... Finished 2nd on the team with a +24 rating... Led the team and ranked 7th in the league in ice time (25:45)... Placed fourth in the league with 18 power-play goals, setting the Capitals record (and finishing one shy of the NHL record) for power-play goals by a defenseman... Voted the league's top defenseman by a panel of reporters assembled by USA Today... Named to the Sporting News' All-NHL team by a vote of league coaches and executives... Finished second among all NHL players in February scoring (20 points in 13 GP) and was named the NHL's Second Star of the Month.

**2007-08:** Was one of four Capitals to play in every game... Led Capitals defensemen and finished third on the team and seventh among NHL defensemen in scoring with 56 points (18-38-56)... Paced NHL defensemen and ranked fourth on the team with 18 goals... Became the youngest defenseman to lead the NHL in goals in 25 years, since Paul Coffey, at age 22... With Alex Ovechkin, part of the first pair of teammates to lead the NHL in overall goals and goals by a defenseman since Mario Lemieux and Coffey in 1988-89... Named a Sporting News First-Team All-Star in a vote of his peers... Placed second on the team and third among NHL defensemen with 234 shots... Averaged team-high 23:38 TOI, including leading the team in ice time in 33 of the team's final 53 games... Tied for second with four game-winning goals... Established the Caps single-season record for OT goals (3) and the Caps career record for OT goals by a



# 25 MIKE GREEN

CONTINUED

defenseman (3)... Shared the league lead in goals and points by a defenseman in the first round of the playoffs...Totaled seven points (3-4-7) in seven games during his first NHL postseason... Represented Canada in the 2008 World Championship and led the tournament in scoring by a defenseman with 12 points (4-8-12)...Helped guide Canada to a second-place finish...Was named to the all-tournament team.

**2006-07:** Skated in 70 games during his first full NHL season and totaled 12 points (2-10-2)...Was the lone rookie defenseman on the Eastern Conference NHL YoungStars Team.

**2005-06:** Made his NHL debut on his 20th birthday, 10/12 at Carolina...Recorded his first career goal on 2/3 vs. Toronto... Named to the AHL All-Rookie Team for his efforts in Hershey, the first Capitals prospect ever to earn that honor...Led AHL rookie defensemen and ranked 11th among all AHL defensemen with 43 points (9-34-43) in 56 games Finished 7th on Hershey in scoring...Played all 21 games in Hershey's run to the Calder Cup...Recorded 18 points in the playoffs (3-15-18), which ranked 11th among AHL players, second among rookies and second among defensemen...Led Hershey defensemen in playoff scoring and was 4th on the team.

**2004-05:** Led all defensemen and finished in a 19th-place tie in the WHL in scoring with 66 points (15-52-66) for the Saskatoon Blades...Made the WHL East First All-Star Team...His



52 assists were tied for third in the league and his plus/ minus rating of plus-36 was tied for fourth in the league.

## PERSONAL

Started "Green's Grinders" in 2015-16 season with the Red Wings, hosting individuals with cystic fibrosis at every Red Wings home game by donating two tickets through the Cystic Fibrosis Foundation...With the Capitals, he had a similar program in "Green's Gang," purchasing seven season tickets to Capitals home games and donating them to area youth through Most Valuable Kids...Brought Powell Elementary students to play street hockey with him at The White House in March 2011 for the launch of the NHL's partnership with First Lady Michelle Obama's Let's Move Campaign.

## CAREER HIGHLIGHTS

### FIRSTS

FIRST GP: ..... 10/12/2005 WAS 2 AT CAR 7  
FIRST GOAL: ..... 02/03/2006 WAS 4 VS TOR 1  
FIRST ASST: ..... 03/04/2006 WAS 2 AT ATL 3

### MOSTS:

GOALS: 3 (1X) ..... 10/17/2016 DET 5 VS OTT 1  
ASSISTS: 3 (3X) ..... 03/08/2016 DET 3 AT CBJ 5  
POINTS: 4 (3X) ..... 10/22/2011 WAS 7 VS DET 1 (2G-2A)

### MOST RECENTLY

SOG: 10 (1X) ..... 03/24/2009 WAS 2 AT TOR 3  
PIM: 18 (1X) ..... 12/10/2013 WAS 6 VS TB 5  
HAT TRICKS: 1 ..... 10/17/2016 DET 5 VS OTT 1 (3G)  
MULTI-PT GAMES: 102 03/16/2017 DET 5 AT ARI 4 (1G-1A)

### LONGEST PERSONAL STREAKS:

GOALS: 8 (1X) ..... 01/27/2009 02/14/2009 (10G)  
ASSISTS: 8 (1X) ..... 10/15/2009 11/01/2009 (9A)  
PTS: 9 (3X) ..... 01/27/2010 03/04/2010 (3G-10A)

## CAREER STATS REGULAR SEASON PLAYOFFS (BOLD)

SEASON	CLUB	LEAGUE	GP	G	A	P	PM	GP	G	A	P	PM
2005-06	WASHINGTON	NHL	22	1	2	3	18	0	0	0	0	0
2006-07	WASHINGTON	NHL	70	2	10	12	36	0	0	0	0	0
2007-08	WASHINGTON	NHL	82	18	38	56	62	7	3	4	7	15
2008-09	WASHINGTON	NHL	68	31	42	73	68	14	1	8	9	12
2009-10	WASHINGTON	NHL	75	19	57	76	54	7	0	3	3	12
2010-11	WASHINGTON	NHL	49	8	16	24	48	8	1	5	6	8
2011-12	WASHINGTON	NHL	32	3	4	7	12	14	2	2	4	10
2012-13	WASHINGTON	NHL	34	12	14	26	20	7	2	2	4	4
2013-14	WASHINGTON	NHL	70	9	29	38	64	0	0	0	0	0
2014-15	WASHINGTON	NHL	72	10	35	45	34	14	0	2	2	14
2015-16	DETROIT	NHL	74	7	28	35	38	5	1	1	2	10
2016-17	DETROIT	NHL	72	14	22	36	40	0	0	0	0	0
DETROIT TOTALS			146	21	50	71	78	5	1	1	2	10
NHL TOTALS			721	134	297	431	494	76	10	27	37	85



# 2017-18 DETROIT RED WINGS PLAYER ROSTER



## 43 DARREN HELM

6-0 • 196 lbs. • Center • Shoots Left

Born: St. Andrews, Manitoba – January 21, 1987

Last Amateur Club: Medicine Hat (WHL)

**BECAME A RED WING:** Fifth Round (132nd overall) in the 2005 NHL Entry Draft

### CAREER STATS VS. NHL

TEAM	GP	G	A	PTS	PIM
ANA	17	2	0	2	2
ARI	17	5	4	9	10
BOS	17	2	4	6	10
BUF	18	6	2	8	8
CGY	16	2	5	7	4
CAR	11	1	4	5	0
CHI	22	1	3	4	4
COL	19	4	6	10	4
CBJ	28	4	5	9	12
DAL	17	4	3	7	8
DET	0	0	0	0	0
EDM	19	4	5	9	2
FLA	14	1	1	2	10
L.A.	17	4	5	9	4
MIN	22	3	1	4	4
MTL	18	3	4	7	2
NSH	30	3	5	8	4
NJ	12	3	5	8	4
NYI	13	4	5	9	8
NYR	11	3	0	3	0
OTT	18	4	5	9	8
PHI	13	2	3	5	6
PIT	13	0	3	3	0
STL	22	2	6	8	4
SJ	18	2	1	3	4
TB	15	5	3	8	4
TOR	13	3	2	5	4
VAN	19	1	5	6	2
WSH	14	1	1	2	0
WPG	10	1	3	4	0
<b>TOTAL</b>	<b>493</b>	<b>80</b>	<b>99</b>	<b>179</b>	<b>132</b>

### CAREER

Entering his 11th professional season and ninth season with Detroit...Won his first Stanley Cup championship in 2008...Won a gold medal with Team Canada at the 2007 IIHF World Junior Championships...Won a WHL title with Medicine Hat in 2007...Named to the 2007 Memorial Cup All-Star Team...Has recorded 28 career multi-point games.

### BY SEASON

**2016-17:** Appeared in 50 games for the Red Wings, tallying 17 points (8-9-17) and 20 penalty minutes...Picked up four points (3-1-4) in his first three games of the season, 10/13-10/17...Tallied two goals, including the game-winning goal, during the team's home opener on 10/17 vs. Ottawa...Missed 32 games due to injury from 11/15-1/18 and 3/20-3/26.

**2015-16:** Skated in 77 games for Detroit and notched 26 points (13-13-26) and 32 penalty minutes...Ranked among team leaders with 77 games played (9th), 13 goals (17th), 26 points (19th), 165 shots (14th) and 115 hits (4th)...Missed the first four games of the season due to injury...Scored his first goal of the season during the first of six multi-point games on 12/3 vs. Arizona...Notched two goals, including the game-winner, on 12/10 vs. Montreal...Skated in his 400th NHL game on 12/31 vs. Pittsburgh...Set a career best for shots on goal with nine on 2/12 vs. Colorado...Also scored twice on 2/14 vs. Boston and 3/12 vs. NY Rangers...Scored once in five postseason games with Detroit.

**2014-15:** Enjoyed a career-best season, setting new highs in goals (15) and points (33) while missing just seven games after missing 87 games due to injury over the past two seasons...Scored two of Detroit's three shorthanded goals, tying for 14th in the NHL in that category...Ranked among team leaders with 15 goals (6th), 18 assists (9th), 33 points (8th), a +7 rating (4th), three power-play goals (11th), 160 shots (5th), 132 hits (3rd), 33 takeaways (4th) and a 53.0 faceoff percentage (2nd)...Skated in his 300th NHL game on 10/19 at Washington...Notched a pair of two-goal games on 12/4 vs. Dallas and 12/31 vs. New Jersey...Scored his 50th career goal on 12/31 vs. New Jersey...Ended the season on a four-game point streak from 4/5-4/11, matching the longest of his career...Tallied three assists in Detroit's first-round playoff series against Tampa Bay.

**2013-14:** Matched a career high with 12 goals and produced 20 points despite being limited to 42 regular season games...Scored two of Detroit's three shorthanded goals...Tied for fourth on the team with three game-winning goals and ranked sixth with 147 shots on goal...Placed eighth on the club with 73 hits...Tallied the game-winning goal in his season debut on 11/2 at Edmonton...Scored in three-straight games from 11/21-11/24 and notched six goals over a seven-game span from 11/16-11/29...Was a season-best +4 and scored twice, including the game-winning goal, on 11/29 at NY Islanders...Notched first-ever professional hat trick on 3/29 at Toronto...Matched a personal best with a three-game point streak from 3/27-3/30...Recorded one assist in five playoff games.



## 43 DARREN HELM

CONTINUED

**2012-13:** Limited to just one game for Detroit due to a back injury...Logged 12:27 TOI and recorded two penalty minutes in his season debut on 1/25 vs. Minnesota...Did not return for the postseason.

**2011-12:** Skated in 68 games for Detroit...Missed four games with a lower body injury (12/30-1/7)...Missed the final 10 games of regular season with a knee injury suffered 3/17 at San Jose...Finished the season with 26 points (9-17-26)...Appeared in his 200th career game on 11/23 vs. Calgary...Notched a career-high three points (1-2-3) on 2/23 vs. Vancouver...Dished out a season-high six hits on 1/23 vs. St. Louis...Finished second among Detroit forwards with 97 hits...Won 51.9% of face-offs taken (403W-374L)...Returned from his knee injury for Detroit's first round playoff series vs. Nashville but played just 3:08 in Game One before suffering a season-ending laceration to his right forearm.

**2010-11:** Appeared in all 82 games for Detroit, a career high, and just one of two players to do so (Lidstrom)...Registered career highs in goals (12), assists (20), points (32), plus-minus (+9) and shots (177)...Averaged 13:18 of ice time per game during the regular season...Finished third among Detroit forwards with 128 hits...Won 52.6% of his 938 face-offs taken...Played in his 100th career game 10/9 at Chicago...Named the Red Wings' Carhartt Hardest Working Player of the Month for March...Appeared in all 11 postseason games...Registered six playoff points (3-3-6)...Scored the game-winning goal in Round Two Game Four vs. San Jose...Averaged 13:28 of ice time in the postseason...Finished the playoffs with a +1 rating...Tied for the team lead with 28 postseason hits.

**2009-10:** Appeared in a career-high 75 games for Detroit...Registered career highs with 11 goals, 13 assists, 24 points and 18 PIM...Led Detroit with three shorthanded goals...Notched two shorthanded goals on 12/31 vs. Colorado, his first career multi-goal game...Led all Detroit forward with 187 hits...Scored his first career regular season goal on 10/29 at Edmonton...Three of his 11 goals were game-winning goals...Won 51.1% of his face-offs taken during the regular season...Averaged 14:29 of ice time during the regular season...Appeared in all 12 postseason games for Detroit...Registered his only point of the postseason when he scored in Round One Game Six vs. Phoenix...Averaged 13:56 of ice time during the postseason.

**2008-09:** Appeared in a career-high 16 regular season games for Detroit...Recorded his first career NHL regular season point (assist) on 2/15 vs. Colorado...Averaged 12:25



of ice time in regular season...Appeared in all 23 postseason games for Detroit...Recorded five points (4-1-5) during 2009 postseason...Scored series-clinching OT goal vs. Chicago in Game Five of the Western Conference Finals...Averaged 12:05 of ice time during postseason...Led Detroit and the NHL with 118 postseason hits...Appeared in 55 games for Grand Rapids (AHL)...Registered 37 points (13-24-37) for the Griffins...Notched four power-play goals and three shorthanded goals in Grand Rapids.

**2007-08:** Appeared in seven regular season games with Detroit...Made his NHL debut vs. Dallas 3/13, playing 7:00 and finishing 'even'...Did not register a point in seven regular season games...Suffered SC sprain early in Red Wings' training camp and missed entire preseason...Appeared in 18 postseason games for Detroit...Made his NHL postseason debut in Round One Game Five vs. Nashville after being a healthy scratch for the first four games...Notched his first career postseason point (assist) in Round 1 Game 6 vs. Nashville...Finished the postseason with 2 goals, 2 assists and a +2 rating...Averaged 7:30 time on ice per postseason game...Won his first Stanley Cup championship...Appeared in 67 AHL games with Grand Rapids, registering 16-15-31...Finished third on the Griffins with 181 shots on goal.

**2006-07:** Appeared in 59 games for the Medicine Hat Tigers of the Western Hockey League...Finished with 64 points on 25 goals and a career-high 39 assists...Led the Tigers in postseason scoring with 10 goals and 22 points (finished second in WHL)...Selected to Memorial Cup All-Star Team...Won a gold medal with Team Canada at the 2007 World Junior Championship in Sweden.





# 43 DARREN HELM

CONTINUED



## PERSONAL

Darren returns home to St. Andrews, MB, during the offseason...Darren and his wife have two children, Reece and Rylee...He is active in the Salvation Army's annual fundraising efforts and has served as a bell ringer over the past five holiday seasons...Has volunteered for each of the

last four MI Wings Community Tours, visiting the Detroit Fire Department, Engine 27 in September 2014 and participating in therapy exercises alongside patients at the MidMichigan Health Center in Midland, Mich., and stopping at the Camp Grayling Joint Maneuver Training Center in Grayling, Mich., in September 2015.

## CAREER HIGHLIGHTS

### FIRSTS

FIRST GP: ..... 03/13/2008 DET 5 VS DAL 3  
FIRST GOAL: ..... 10/29/2009 DET 5 AT EDM 6  
FIRST ASST: ..... 02/15/2009 DET 5 VS COL 6

SOG: 9 (1X) ..... 02/12/2016 DET 2 VS COL 3  
PIM: 4 (5X) ..... 02/21/2017 DET 1 VS NYI 3  
HAT TRICKS: 1 ..... 03/29/2014 DET 4 AT TOR 2 (3G)  
MULTI-PT GAMES: 28 ..... 10/17/2016 DET 5 VS OTT 1 (2G-0A)

### MOSTS:

GOALS: 3 (1X) ..... 03/29/2014 DET 4 AT TOR 2  
ASSISTS: 2 (6X) ..... 01/11/2016 DET 2 AT LA 4  
POINTS: 3 (2X) ..... 03/29/2014 DET 4 AT TOR 2 (3G-0A)

### MOST RECENTLY

### LONGEST PERSONAL STREAKS:

GOALS: 3 (1X) ..... 11/21/2013 11/24/2013 (3G)  
ASSISTS: 4 (1X) ..... 01/25/2012 02/04/2012 (4A)  
PTS: 4 (2X) ..... 04/05/2015 04/11/2015 (2G-2A)

## CAREER STATS


## REGULAR SEASON

## PLAYOFFS (BOLD)

SEASON	CLUB	LEAGUE	GP	G	A	P	PM	GP	G	A	P	PM
2007-08	DETROIT	NHL	7	0	0	0	2	18	2	2	4	2
2008-09	DETROIT	NHL	16	0	1	1	4	<b>23</b>	<b>4</b>	<b>1</b>	<b>5</b>	<b>4</b>
2009-10	DETROIT	NHL	75	11	13	24	18	<b>12</b>	<b>1</b>	<b>0</b>	<b>1</b>	<b>4</b>
2010-11	DETROIT	NHL	82	12	20	32	16	<b>11</b>	<b>3</b>	<b>3</b>	<b>6</b>	<b>8</b>
2011-12	DETROIT	NHL	68	9	17	26	12	<b>1</b>	<b>0</b>	<b>0</b>	<b>0</b>	<b>0</b>
2012-13	DETROIT	NHL	1	0	0	0	2	<b>0</b>	<b>0</b>	<b>0</b>	<b>0</b>	<b>0</b>
2013-14	DETROIT	NHL	42	12	8	20	14	<b>5</b>	<b>0</b>	<b>1</b>	<b>1</b>	<b>0</b>
2014-15	DETROIT	NHL	75	15	18	33	12	<b>7</b>	<b>0</b>	<b>3</b>	<b>3</b>	<b>4</b>
2015-16	DETROIT	NHL	77	13	13	26	32	<b>5</b>	<b>1</b>	<b>0</b>	<b>1</b>	<b>6</b>
2016-17	DETROIT	NHL	50	8	9	17	20	<b>0</b>	<b>0</b>	<b>0</b>	<b>0</b>	<b>0</b>
DETROIT TOTALS			<b>493</b>	<b>80</b>	<b>99</b>	<b>179</b>	<b>132</b>	<b>82</b>	<b>11</b>	<b>10</b>	<b>21</b>	<b>28</b>
NHL TOTALS			<b>493</b>	<b>80</b>	<b>99</b>	<b>179</b>	<b>132</b>	<b>82</b>	<b>11</b>	<b>10</b>	<b>21</b>	<b>28</b>



# 2017-18 DETROIT RED WINGS PLAYER ROSTER



## 35 JIMMY HOWARD

6-1 • 218 lbs. • Goaltender • Catches Left

Born: Syracuse, NY – March 26, 1984

Last Amateur Club: University of Maine  
(Hockey East – NCAA)

**BECAME A RED WING:** Second round (64th overall) in 2003 NHL Entry Draft.

### CAREER

Entering his 13th professional season and his ninth full season with Detroit...First Red Wings goaltender in franchise history to win 35-or-more game in his first three full seasons with the team... Played in his first NHL All-Star Game in 2012, starting for Team Chara at Scotiabank Place in Ottawa on January 29, and was selected to the game in 2014 but did not play...Finalist for the 2010 Calder Trophy as the NHL's Rookie of the Year...Selected to the NHL All-Rookie Team in 2009-10...Named the 2009-10 Detroit Red Wings Rookie of the Year by the Detroit Sports Broadcasters Association...Member of the American Hockey League All-Rookie Team in 2005-06 while playing for the Grand Rapids Griffins...Holds the University of Maine school records for best single-season and career goals-against average and save percentage...Won a Gold Medal with Team USA at the 2002 IIHF World U-18 Championship in Slovakia... Represented the United States at the 2012 and 2017 IIHF World Championships and at the 2014 Olympics...Signed a six-year contract extension on April 16, 2013.



### CAREER STATS VS. NHL

TEAM	GP	MIN	GA	SOG	SHO	W	L	OT	PTS%	GAA	SV%
ANA	16	960	36	475	3	9	5	2	.625	2.25	.924
ARI	16	982	41	498	1	9	4	3	.656	2.56	.915
BOS	11	606	25	335	0	5	4	1	.550	2.48	.925
BUF	10	577	14	240	1	8	0	1	.944	1.46	.942
CGY	16	960	45	435	0	8	7	1	.531	2.81	.897
CAR	7	419	19	214	0	3	4	0	.429	2.72	.911
CHI	22	1264	56	610	0	7	8	5	.475	2.66	.908
COL	14	803	33	365	0	8	3	2	.692	2.47	.910
CBJ	24	1342	43	606	3	12	6	3	.643	1.92	.929
DAL	18	1064	43	522	1	9	6	2	.588	2.42	.918
EDM	17	1039	34	461	2	13	2	2	.824	1.96	.926
FLA	8	461	19	208	0	3	2	2	.571	2.47	.909
L.A.	18	1076	44	573	0	10	8	0	.556	2.45	.923
MIN	19	1164	42	458	1	13	3	3	.763	2.16	.908
MTL	12	655	33	307	0	4	6	2	.417	3.02	.893
NSH	19	1052	41	493	3	9	7	1	.559	2.34	.917
NJ	9	448	18	176	0	4	2	1	.643	2.41	.898
NYI	7	330	15	157	1	1	4	1	.250	2.73	.904
NYR	10	604	17	346	0	5	3	2	.600	1.69	.951
OTT	11	615	30	306	0	6	5	0	.545	2.93	.910
PHI	8	467	22	245	1	4	3	1	.563	2.83	.910
PIT	9	402	17	208	0	4	0	1	.900	2.54	.918
STL	22	1289	55	647	1	13	7	2	.636	2.56	.915
SJ	17	951	43	463	2	5	7	4	.438	2.71	.907
TB	11	592	21	298	1	5	3	2	.600	2.13	.930
TOR	11	653	24	274	1	5	3	2	.600	2.21	.912
VAN	22	1289	53	639	1	13	6	3	.659	2.47	.917
WSH	9	497	24	237	0	3	2	3	.563	2.90	.899
WPG	8	401	24	221	0	1	4	2	.286	3.59	.891
<b>TOTAL</b>	<b>401</b>	<b>22963</b>	<b>931</b>	<b>11017</b>	<b>23</b>	<b>199</b>	<b>124</b>	<b>54</b>	<b>.599</b>	<b>2.43</b>	<b>.915</b>



# 35 JIMMY HOWARD

CONTINUED

## BY SEASON

**2016-17:** Appeared in 26 games with the Red Wings and posted a 10-11-1 record, 2.10 goals-against average, 0.927 save percentage and one shutout...Finished third in the NHL in goals-against average and second in save percentage, among qualifying netminders...Posted a 30-save shutout on 10/22 vs. San Jose...Recorded a season-high 36 saves on 10/29 vs. Boston...Did not surrender more than two goals in his first six starts (10/19-11/10)...Moved into 12th place in NHL history in games played by an American-born goalie on 3/18 vs. Colorado...Missed 37 games due to injury from 11/26-12/6 and 12/23-3/8...Reached 400 NHL games on 4/4 at Ottawa.

**2015-16:** Made 37 appearances for Detroit with a 14-14-5 record, 2.80 goals-against average, 0.906 save percentage and two shutouts...Posted a shutout in Detroit's season opener, making 22 saves on 10/9 vs. Toronto...Won a season-best 40 consecutive appearances from 11/16-12/3...Appeared in his 350th NHL game on 12/3 vs. Arizona...Made a season-high 39 saves on 2/29 vs. Dallas...Blanked Philadelphia with 30 saves on 4/6...Won four straight starts from 3/28-4/6 to help Detroit secure its 25th consecutive postseason berth...Started Detroit's first two playoff games, owning a 3.59 goals-against average and a 0.891 save percentage.

**2014-15:** Started 50 games for Detroit and appeared in 53 total games, sporting a 23-13-11 record, a 2.44 goals-against average, a .910 save percentage and two shutouts...Was Detroit's lone selection to the NHL All-Star Game, but did not play due to a groin injury...Ranked 22nd in the league with 23 wins and 24th with a 2.44 goals-against average...Did not suffer a regulation loss over a seven-game stretch from 10/15-11/2...Became the sixth Red Wings goalie to play in 300 games on 11/18 at Columbus, recording a 28-save shutout...Made a season-high 40 saves on 12/29 at Boston...Stopped 39-of-40 shots in a 2-1 win on 3/4 vs. NY Rangers...Missed a month due to injury after suffering a groin injury on 1/10 at Washington.

**2013-14:** Appeared in 51 games for Detroit, posting a 21-19-11 record, a 2.66 goals against average, a .910 save percentage and two shutouts...Posted a 27-save shutout on 10/21 vs. San Jose and a 29-save shutout on 11/29 at NY Islanders...Saw 45+ shots in three-of-four starts from 1/4-1/16...Made a season-high 47 saves on 1/16 at NY Rangers...Shared a shutout with Jonas Gustavsson on 2/3 vs. Vancouver (16 saves)...Recorded his 150th NHL win on 4/2 vs. Boston...Finished the season with a 4-1 record, a 2.00 goals against average and a .924 save percentage in his last five regular-season games...Started three postseason games for Detroit,

sporting a 2.02 goals against average and a .931 save percentage...Recorded his third career playoff shutout with 25 saves on 4/18 at Boston...Represented the United States at the 2014 Olympic Games in Sochi, Russia, but did not see game action.

**2012-13:** Started 42 of Detroit's 48 games...Posted a 21-13-7 record with a 2.13 goals against average and a .923 save percentage...Ranked among the NHL's top goaltenders with 42 games played (5th), 21 wins (T-7th), 1,042 saves (T-5th), a 2.13 goals against average (9th), a .923 save percentage (T-9th) and five shutouts (T-1st)...Tied a career best with a 2.13 goals against average...Stopped a league-high three penalty shots...Made his 200th appearance with Detroit on 2/2 at Columbus...Posted his second-highest career shutout total (5) despite a shortened season...Helped Detroit clinch a playoff berth by winning his final four regular-season starts, 4/22-4/27 (two shutouts)...Started all 14 playoff games for Detroit...Finished the postseason with a 7-7-2, a 2.44 goals against average and a .924 save percentage...Earned his second career postseason shutout with 28 saves in Game 4 of the Western Conference Semifinals vs. Chicago.

**2011-12:** Started 57 games for Detroit...Missed 15 games due to a broken finger and groin injuries...Finished the season with a 35-17-4 record...Became the first Red Wings goaltender in franchise history to win 35-or-more games in his first three full seasons with the team...Posted a career-best 2.13 goals-against average and a .920 save percentage...Appeared in his first NHL All-Star Game, starting for Team Chara on January 29 at Scotiabank Place in Ottawa...Notched the 100th victory of his career on 1/12 vs. Phoenix...Started all five postseason games for the Red Wings...Finished with a 1-4 record, 2.64 goals-against average and .888 save percentage.

**2010-11:** Started 63 games for Detroit...Missed five games due to injury: 10/28 and 10/30 - back, 1/15 - knee, 3/28 and 3/30 - shoulder...Finished with a 37-17-5 record (37 wins tied for third NHL and tied a career-high)...Posted a 2.79 goals-against average and a .908 save percentage...Made a season-high 45 saves in a 3-2 win over the NY Rangers on 2/7...Faced 1,830 shots on goal (allowed 168 goals)...Recorded two shutouts on 10/8 vs. Anaheim and 12/3 at Anaheim...Re-signed to a new two-year deal on 2/28...Started all 11 postseason games for Detroit...Finished with a 7-4 record, a 2.50 goals-against average (ninth NHL) and a .923 save percentage (eighth NHL).

**2009-10:** Appeared in 63 games for Detroit and started 61...Finished with a 37-15-10 record (37 wins tied for eighth NHL)...Finished fifth in the NHL with a 2.26 goals-against average...His .924 save percentage ranked fourth in the NHL...



# 35 JIMMY HOWARD

CONTINUED



Nominated for the Calder Trophy as the NHL's Rookie of the Year...Recorded his first career shutout on 12/17 vs. Tampa Bay...Finished the season with three shutouts...Made a career high 51 saves 1/7 at Los Angeles (2-1 win)...Became just the fourth goaltender in Red Wings history to win 30-or-more games in his rookie season (Sawchuk, Crozier, Hall)...Started 25 consecutive games from 1/29 through 4/4, the longest streak by a Detroit goaltender since Tim Cheveldae (29) in 1991-92 and longest by a rookie Detroit goaltender since Connie Dion (26) in 1943-44...Named the NHL's Second Star of the Week from 3/22-3/28 posting a 4-0-0 record, 1.22 GAA, .958 SV% and one shutout...Named by Detroit's coaching staff as the 'Carhartt Hardest Working Player of the Month' for the month of March posting a 12-2-1 record, 2.24 GAA, .923 SV% and one shutout...Named the NHL's Second Star of the month for March...Named the NHL's Rookie of the Month for the month of March...Started all 12 postseason games for Detroit...Finished with a 5-7 record in the postseason, a 2.75 GAA, .915 SV% and one shutout.

**2008-09:** Appeared in one game for the Red Wings, stopping 24 shots in a loss at Minnesota 2/21...Recalled on 5/8 and was a Black Ace during the 2009 playoffs...Played in 45 games with the Grand Rapids Griffins, posting a 21-18-4 record with a 2.54 GAA, a .916 SV%, and four shutouts...Appeared in 10 games during the 2009 Calder Cup playoffs, sporting a 4-6-0 record with a 2.41 GAA and .900 SV%...Grand Rapids Griffins' recipient of the AHL's Man of the Year award.

**2007-08:** Played in four games with the Red Wings in February...Posted a 0-2-0 record with a 2.13 GAA and .926 SV%...Recalled on 4/12 and was a Black Ace during the 2008 NHL playoffs...Played 54 games in Grand Rapids, earning a 21-28-2 record with a 2.83 GAA, .907 SV%, and two shutouts...Named AHL Goaltender of the Month (Dec.)...AHL PlanetUSA All-Star Team...Grand Rapids Griffins' recipient of the AHL's Man of the Year award.

**2006-07:** Appeared in 49 games with the Griffins...Posted a 21-21-3 record with a 2.70 GAA and .911 SV%, matching a franchise record six shutouts...Played in seven playoff games, earning a 3-4 record...Finished fifth among AHL goaltenders in save percentage (.927) and fourth in goals-against average (1.93) in the 2007 Calder Cup playoffs.

**2005-06:** Played in four games with the Red Wings...Made his NHL debut 11/28 vs. Los Angeles, stopping a penalty shot among a total of 22 shots to earn his first career victory...Became the only NHL netminder to face a penalty shot in each of his first two career NHL games...Posted a 1-2 record with a 2.99 GAA and .904 SV%...Made his AHL debut...Played in 38 games for the Griffins, sporting a 27-6-2 record...Registered a personal 12-game winning streak (2/25-3/31)...Recorded a 2.58 GAA, .910 SV%, and two shutouts...Appeared in 13 games during the AHL playoffs...Posted a 5-7 record with a 3.46 GAA and .885 SV%...Named to AHL All-Rookie Team, becoming the first Griffin player to do so...AHL PlanetUSA All-Star Team...AHL Goaltender of the Month (March).



# 35 JIMMY HOWARD

CONTINUED

**2004-05:** Appeared in 39 games for the University of Maine...Posted a 19-13-7 record with a 1.92 GAA, six shutouts, and .924 save percentage...Named University of Maine MVP...Hockey East all-conference honorable mention.

**2003-04:** Played in 23 games with the Maine Black Bears...Posted a 14-4-3 record, setting a school record with six shutouts...Set NCAA record for save percentage (.956) and goals-against average (1.19)...Made 63 saves in 2-1 triple-overtime win over Massachusetts in Hockey East championship...Named Hockey East First-Team All-Star...NCAA East Second-Team All-American...Hockey East Championship Tournament MVP.

## PERSONAL

Jimmy and his wife, Rachel, have two children...The family splits their time between Michigan and Maine during the offseason...He was also the team's nominee for the 2012, 2014 and 2015 NHL Foundation Player Award...Founded "Howard's Heroes" while a member of the Grand Rapids Griffins, and still hosts a patient from Helen DeVos Children's Hospital and their family at each Griffins' home game...Visited C.S. Mott Children's Hospital in Ann Arbor, Mich., as part of the Red



Wings' 2014 MI Wings Community Tour in September...Idolized Mike Richter growing up.

## CAREER HIGHLIGHTS

### FIRSTS

FIRST GP.....11/28/2005 DET 5 AT LA 2  
FIRST WIN.....11/28/2005 DET 5 AT LA 2  
FIRST SHUTOUT.....12/17/2009 DET 3 VS TB 0

### MOSTS.....MOST RECENTLY

SHOTS FACED: 52 (1X).....01/07/2010 DET 2 AT LA 1  
SAVES: 61 (1X).....01/07/2010 DET 2 AT LA 1  
GO: 7 (1X).....03/14/2015 DET 2 AT PHI 7

CAREER SHUTOUTS: 23.....10/22/2016 DET 3 VS SJ 0

### LONGEST PERSONAL STREAKS

LONGEST WIN STREAK: 7 (2X).....11/19/2011 12/02/2011  
STREAK W/OUT REG LOSS: 22 (1X).....03/11/2010 11/05/2010 (19 - 0 - 3)  
LONGEST LOSING STREAK: 7 (1X).....12/01/2005 10/24/2009  
LONGEST WINLESS STREAK: 9 (1X).....12/08/2015 02/21/2016 (0 - 5 - 4)  
LONGEST SHUTOUT SEQUENCE:160-06...04/25/2013 10/02/2013

## CAREER STATS

## REGULAR SEASON

## PLAYOFFS (BOLD)

SEASON	CLUB	LEAGUE	GP	W	L	OT	SHO	GA	GAA	GP	W	L	SHO	GA	GAA
2005-06	DETROIT	NHL	4	1	2	0	0	10	2.99	0	0	0	0	0	-
2007-08	DETROIT	NHL	4	0	2	0	0	7	2.13	0	0	0	0	0	-
2008-09	DETROIT	NHL	1	0	1	0	0	4	4.07	0	0	0	0	0	-
2009-10	DETROIT	NHL	63	37	15	10	3	141	2.26	12	5	7	1	33	2.75
2010-11	DETROIT	NHL	63	37	17	5	2	168	2.79	11	7	4	0	28	2.50
2011-12	DETROIT	NHL	57	35	17	4	6	119	2.13	5	1	4	0	13	2.64
2012-13	DETROIT	NHL	42	21	13	7	5	87	2.13	14	7	7	1	35	2.44
2013-14	DETROIT	NHL	51	21	19	11	2	133	2.66	3	1	2	1	6	2.02
2014-15	DETROIT	NHL	53	23	13	11	2	121	2.44	1	0	0	0	1	2.44
2015-16	DETROIT	NHL	37	14	14	3	2	92	2.80	2	0	2	0	7	3.59
2016-17	DETROIT	NHL	26	10	11	1	1	49	2.10	0	0	0	0	0	-
<b>DETROIT TOTALS</b>			<b>401</b>	<b>199</b>	<b>124</b>	<b>54</b>	<b>23</b>	<b>931</b>	<b>2.43</b>	<b>48</b>	<b>21</b>	<b>26</b>	<b>3</b>	<b>123</b>	<b>2.58</b>
<b>NHL TOTALS</b>			<b>401</b>	<b>199</b>	<b>124</b>	<b>54</b>	<b>23</b>	<b>931</b>	<b>2.43</b>	<b>48</b>	<b>21</b>	<b>26</b>	<b>3</b>	<b>123</b>	<b>2.58</b>





# 2017-18 DETROIT RED WINGS PLAYER ROSTER



## 3 NICK JENSEN

**6-0 • 200 lbs. • Defense • Shoots Right**

**Born: Rogers, MN – Sept. 21, 1990**

**Last Amateur Club: St. Cloud State University  
(Western Collegiate Hockey Association – NCAA)**

**BECAME A RED WING:** Fifth round (150th overall) in 2009 NHL Entry Draft.

### CAREER STATS VS. NHL

TEAM	GP	G	A	PTS	PIM
ANA	1	0	0	0	0
ARI	1	0	0	0	0
BOS	3	0	0	0	2
BUF	3	0	0	0	0
CGY	1	0	0	0	0
CAR	2	0	0	0	0
CHI	1	0	1	1	0
COL	2	0	0	0	0
CBJ	2	1	0	1	2
DAL	1	0	0	0	0
DET	0	0	0	0	0
EDM	1	0	0	0	0
FLA	1	0	0	0	0
L.A.	1	0	1	1	0
MIN	2	0	0	1	1
MTL	3	0	0	0	0
NSH	1	0	0	0	0
NJ	2	1	0	1	0
NYI	2	0	0	0	0
NYR	2	0	0	0	0
OTT	3	0	3	3	0
PHI	0	0	0	0	0
PIT	2	1	1	2	2
STL	1	0	0	0	2
SJ	1	0	0	0	0
TB	3	0	1	1	0
TOR	4	1	1	2	4
VAN	1	0	0	0	0
WSH	2	0	0	0	0
WPG	0	0	0	0	0
<b>TOTAL</b>	<b>49</b>	<b>4</b>	<b>9</b>	<b>13</b>	<b>12</b>

### CAREER

Entering his second season with the Red Wings and his first full NHL campaign...Made his NHL debut on December 20, 2016 and remained in the NHL for the duration of the season...Begins a new two-year contract in 2017-18...Was a member of the St. Cloud State University Huskies for three seasons (2010-13), finishing his college career by helping the school to its first-ever NCAA Frozen Four appearance...2013 WCHA Defensive Player of the Year, WCHA First All-Star Team and NCAA West First All-American Team...Two-time member of the WCHA All-Academic Team (2012 and 2013)...2012 WCHA Third All-Star Team...Won 2010 USHL Clark Cup championship with Green Bay Gamblers...2010 USHL All-Star.

### BY SEASON

**2016-17:** Split the season with the Red Wings and Griffins...Posted six points (1-5-6) in 27 games for Grand Rapids but remained in Detroit for the duration of the season following his call-up on Dec. 19...Appeared in 49 games for Detroit and recorded 13 points (4-9-13) and 12 penalty minutes...Tied for second among Red Wings defensemen in points and finished ninth with 17:45 time on ice...Also finished sixth on the team with 56 blocked shots...Made NHL debut on 12/20 at Tampa Bay and recorded an assist...Scored his first NHL goal on 1/31 vs. New Jersey (Cory Schneider) and added his second goal one week later (2/7 vs. Columbus)...Inked a two-year contract extension on 2/27...Played a season-high 23:18 time on ice on March 4 at Edmonton...Posted his first multi-point game on 4/1 vs. Toronto (1-1-2) and logged his second two days later (0-2-2 on 4/3 vs. Ottawa).

**2015-16:** Spent his third professional season with the Griffins and skated in 75 games, picking up 19 points (3-16-19)...Scored his first goal of the season on 11/13 at Lake Erie...Notched his first pro overtime goal in a 1-0 victory on 1/15 vs. Lake Erie...Skated in nine Calder Cup Playoff games and picked up two assists.

**2014-15:** Appeared in 75 games for Grand Rapids as a second-year pro and placed second among the team's defensemen with 27 points (6-21-27)...Posted a plus-30 rating, tying then-teammate Tomas Nosek for the AHL lead...Notched his first professional goal on 11/21 at Lake Erie and also scored the following game (11/29 at Adirondack) after not scoring a goal during his first professional season...Helped the Griffins to the AHL's Western Conference Finals and assisted on a Game 4 overtime goal on 5/29 vs. Utica...Totaled three assists in 16 postseason games.

**2013-14:** Recovered from offseason surgery to make his professional debut with the ECHL's Toledo Walleye on 11/23 vs. Evansville...Played three games in Toledo before moving up to Grand Rapids for good...Made AHL debut on 12/6 vs. Rochester...Logged his first professional point with an assist on 2/28 at Abbotsford, adding a two-assist game the following night (3/1 at Abbotsford)...Played in 10 postseason games, picking up one assist.



# 3 NICK JENSEN

CONTINUED

**2012-13:** Turned pro at the conclusion of his junior season with the St. Cloud State University Huskies, where he was the WCHA Defensive Player of the Year...Served as a "Black Ace" with Grand Rapids during their 2013 Calder Cup championship run but did not play...Recorded 31 points (4-27-31) in 42 games at St. Cloud State...Led the team to the best season in school history, appearing in the NCAA Frozen Four...Paced all Huskies defenseman in scoring for the third-straight year and finished fourth on the team overall...In addition to Defensive Player of the Year Honors, he was named an NCAA West First-Team All-American and to the All-WCHA First Team.

**2011-12:** Registered 32 points (6-26—32) in 39 games as a sophomore at St. Cloud State...Led the Huskies in assists and finished third in points...Finished fourth among WCHA defensemen in points...Notched a hat trick on 12/17 at Denver and recorded three assists the following game, 12/29 at Western Michigan...Logged a team-best eight-game point streak from 2/3-3/3...Was named a WCHA Scholar-Athlete and to the All-WCHA Third Team and Academic All-WCHA Team.

**2010-11:** Was the top-scoring defenseman on the St. Cloud State Huskies as a freshman, picking up 23 points (5-18-23) in 38 games...Was named WCHA Rookie of the Week on 2/15.

**2009-10:** Won a championship with the USHL's Green Bay Gamblers...Racked up 27 points (6-2-27) and a plus-36 rating during the regular season, finishing 10th among USHL defensemen in scoring...Added eight points (2-6-8) in 12 postseason games to help the Gamblers to the Clark Cup as league champions...Won a gold medal with the United States at the World Junior A Challenge in Prince Edward Island, picking up one goal and two assists in five games.



**2008-09:** Led the USHL in plus-minus as a rookie with a plus-34 rating...Added 22 points (5-17-22) in 52 games and added one assist in seven playoff games.

## PERSONAL

Returns to Rogers, Minn., during the offseason with his wife, Jennifer...Is the nephew of Steve Jensen, who played 438 games for the Minnesota North Stars and Los Angeles Kings from 1975-82...Idolized Nicklas Lidstrom as a defenseman growing up...Studied finance at St. Cloud State University...Volunteered for the 2017 MI Wings Community Tour prior to the 2017-18 season, visiting children and adults with special needs at the Friendship Circle in West Bloomfield, Mich., before spending time at the Watershed Center in Traverse City, Mich., to learn about the protection and preservation of the watershed in Grand Traverse Bay.

## CAREER HIGHLIGHTS

### FIRSTS

FIRST GP: 12/20/2016 DET 1 AT TB 4  
FIRST GOAL: 01/31/2017 DET 3 VS NJ 4  
FIRST ASST: 12/20/2016 DET 1 AT TB 4

### MOSTS:

GOALS: 1 (4X) 04/01/2017 DET 4 VS TOR 5  
ASSISTS: 2 (1X) 04/03/2017 DET 5 VS OTT 4  
POINTS: 2 (2X) 04/03/2017 DET 5 VS OTT 4 (OG-2A)

### MOST RECENTLY

SOG: 3 (5X) 04/01/2017 DET 4 VS TOR 5  
PIM: 2 (6X) 03/08/2017 DET 1 AT BOS 6  
HAT TRICKS: NONE  
MULTI-PT GAMES: 2 04/03/2017 DET 5 VS OTT 4 (OG-2A)

### LONGEST PERSONAL STREAKS:

GOALS: 1 (4X) 04/01/2017 04/01/2017 (1G)  
ASSISTS: 2 (1X) 04/01/2017 04/03/2017 (3A)  
PTS: 2 (1X) 04/01/2017 04/03/2017 (1G-3A)

## CAREER STATS

## REGULAR SEASON

## PLAYOFFS (BOLD)

SEASON	CLUB	LEAGUE	GP	G	A	P	PM	GP	G	A	P	PM
2016-17	DETROIT	NHL	49	4	9	13	12	0	0	0	0	0
DETROIT TOTALS			49	4	9	13	12	0	0	0	0	0
NHL TOTALS			49	4	9	13	12	0	0	0	0	0



# 2017-18 DETROIT RED WINGS PLAYER ROSTER



## 55 NIKLAS KRONWALL

**6-0 • 194 lbs. • Defense • Shoots Left**  
**Born: Stockholm, Sweden – January 12, 1981**  
**Last Amateur Club: Djurgården (Sweden)**

**BECAME A RED WING:** First round (29th overall) in the 2000 NHL Entry Draft

### CAREER STATS VS. NHL

TEAM	GP	G	A	PTS	PIM
ANA	34	1	12	13	18
ARI	34	2	14	16	30
BOS	22	2	8	10	14
BUF	24	0	9	9	12
CGY	32	1	10	11	14
CAR	13	1	2	3	10
CHI	51	3	8	11	42
COL	32	3	14	17	20
CBJ	53	9	18	27	30
DAL	31	3	13	16	20
DET	0	0	0	0	0
EDM	32	7	12	19	14
FLA	19	0	8	8	2
L.A.	31	3	13	16	20
MIN	34	1	19	20	30
MTL	21	4	6	10	6
NSH	51	3	22	25	26
NJ	17	1	8	9	6
NYI	13	2	5	7	8
NYR	14	0	2	2	8
OTT	19	1	14	15	14
PHI	16	3	3	6	14
PIT	18	3	9	12	10
STL	49	7	19	26	38
SJ	32	3	13	16	16
TB	19	1	8	9	6
TOR	20	3	5	8	10
VAN	32	6	14	20	22
WSH	18	1	5	6	16
WPG	14	2	9	11	12
<b>TOTAL</b>	<b>795</b>	<b>76</b>	<b>302</b>	<b>378</b>	<b>488</b>

### CAREER

Entering his 14th NHL season, all with Detroit ...Signed to a seven-year contract extension on October 31, 2011...Named an alternate captain for the Red Wings prior to the 2011-12 season...Won his first Stanley Cup championship in 2008...Won Gold Medals with Sweden at the 2006 Olympic Winter Games and 2006 IIHF World Championships...Member of the elite 'Triple Gold Club' – Olympic gold, World Championship gold, Stanley Cup championship...Named the tournament's best defender at the 2006 IIHF World Championships...Named to the tournament All-Star Team at the 2005 IIHF World Championships...Represented Sweden at the 2012 IIHF World Championship...Won the Eddie Shore Award as the AHL's top defenseman in 2005...Named a First Team AHL All-Star in 2005...Three-time Olympian for Sweden, earning silver as captain in 2014...Has recorded 67 career multi-point games.

### BY SEASON

**2016-17:** Played in 57 games for Detroit, finishing second among Red Wings defenseman in points with 13...Ranked among team leaders with six power-play assists (T3rd), 19:27 average TOI (4th/3rd among defensemen), 81 blocked shots (4th) and 77 hits (8th)...Finished T2nd among Detroit defensemen in points with 13 (2-11-13)...Picked up his first goal of the season on 3/8 at Boston...Played a season-high 23:6 on 3/4 at Edmonton...Missed the first 11 games of the season due to injury and totaled 25 man games lost.

**2015-16:** Ranked second among Red Wings defensemen with 26 points (3-23-26) despite being limited to 64 games due to a knee injury...Led all Red Wings 22:00 TOI and also placed among team leaders with 26 points (T9th), 93 hits (7th) and 81 blocked shots (3rd)...Played a season-high 27:04 on 10/24 at Vancouver...Scored the overtime winner on 11/27 vs. Edmonton...Moved into 16th place in franchise history in games played and fourth among defenseman after passing Reed Larson and Brendan Shanahan...Also surpassed Sid Abel and John Ogradnick in assists by a Red Wings player, ranking 15th all time...Notched one assist in five postseason games.

**2014-15:** Played in 80-of-82 games for Detroit and paced the team's blueliners with 44 points (9-35-44)...Sat among team leaders with nine goals (T9th), 35 assists (3rd), 44 points (T5th), 40 penalty minutes (6th), 23 power-play points (4th), 101 shots (9th), 91 hits (8th) and 106 blocked shots (1st)...Ranked 23rd in the league in TOI, leading Detroit in that category for the third consecutive season...Placed 20th in the NHL in points by a defenseman...Played in his 600th NHL game on 10/12 at Montreal...Notched his 300th NHL point on 10/23 vs. Pittsburgh during a season-high three point effort (2-1-3)...Passed Gary Bergman to become Detroit's fourth-highest scoring blueliner of all time on 11/7 vs. New Jersey...Scored the overtime-winning goal in a 7-6 win on 2/21 at Dallas...Picked up two points (0-2-2) in six postseason games...Missed Detroit's Game 7 at Tampa Bay due to a suspension.

**2013-14:** Ranked third on Detroit with 79 games played...Led all Red Wings defensemen and tied for second on the club with 49 points (8-41-49), in addition to 44 penalty



# 55 NIKLAS KRONWALL

CONTINUED



minutes...Led Detroit in TOI at 24:18...Placed ninth among all NHL defensemen in points...Also ranked among team leaders with 41 assists (1st), five power-play goals (5th), 110 shots (9th), 93 hits (3rd), 154 blocked shots (1st) and 25 takeaways (7th)...Posted a pair of three-point games on 10/12 vs. Philadelphia (1-2-3) and 2/27 at Ottawa (0-3-3)...Matched a career best with a six-game point streak (2-7-9) from 11/21-12/1...Named NHL's 2nd Star of the Week on 12/2 after posting three-straight two-point games (1-5-6)...Played a team season-high 30:20 on 3/14 vs. Edmonton...Tallied two points (1-1-2) and averaged 25:58 TOI in five postseason games...Named captain of Sweden at the 2014 Winter Olympics in Sochi, Russia, after teammate Henrik Zetterberg withdrew due to injury...Logged two assists in six Olympic games, earning a silver medal.

**2012-13:** One of four Red Wings to appear in all 48 games...Only Red Wing to skate in every game over the last two seasons...Finished the season with 29 points (5-24-29)...Tied for sixth among NHL defensemen in scoring...Placed fourth on the team in scoring and led Red Wings defensemen...Led Detroit with 24:21 TOI and 82 blocked shots...Placed second on the club with 44 PIM...Appeared in his 500th NHL game on 3/22 at Anaheim...Recorded three-point games on back-to-back nights, with six points (1-5-6) from 2/23-2/24...Appeared in all 14 postseason games for Detroit...Recorded two assists and 4 PIM in the playoffs...Led Detroit with 25:20 TOI...Finished first on the team with 30 blocked shots in the playoffs and ranked third with 26 hits.

**2011-12:** Skated in 82 games for Detroit, a new career-high and one of two Red Wings players to appear in every game in 2011-12 (Zetterberg)...Named an assistant captain of the team prior to the 2011-12 season...Established new career-highs in goals (15), power-play goals (7), game-winning goals (4) and shots on goal (141)...Third on team averaging 22:51 TOI per game...Led all Red Wings defensemen with 36 points (15-21-36) and seven power-play goals...Finished third on team with 133 hits...Led Detroit and ranked 10th in the NHL with 177 blocked shots...Finished with a career-low -2 rating, the first time in his career he finished season with a minus rating...Appeared in all five postseason games for Detroit...Finished playoffs with two points (0-2-2) and a -2 rating...Averaged 22:32 TOI in the postseason...Finished second on the team with 7 blocked shots in the playoffs.

**2010-11:** Appeared in 77 games for Detroit...Missed last five games of regular season with a lower body injury...Registered 37 points (11-26-37) and was +5 on the season...Set new career-highs in goals (11), power-play goals (5), game-winning goals (3) and shots on goal (131)...Second on the team averaging 22:52 of ice time per game in the regular season (Lidstrom 23:28)...Finished third among Detroit defensemen with 113 hits...Led Detroit with 129 blocked shots...Tied a career high with two goals on 11/6 at Vancouver...Scored the overtime, power-play, game-winning goal on 12/27 at Colorado, securing teammate Chris Osgood's 400th career win...Appeared in all 11 postseason games for the Red Wings...Posted six points (2-4-6), 4 PIM and a +5 rating in the playoffs...Led team averaging 23:04 of ice time



# 55 NIKLAS KRONWALL

CONTINUED

during the postseason...Scored one postseason power-play goal in Round One Game Four vs. Phoenix...Fourth on Detroit with 26 postseason hits...Led Detroit with 31 blocked shots in the playoffs.

**2009-10:** Appeared in 48 games for Detroit...Missed 34 games with a knee injury (30 games from 11/23-1/23 and four games from 2/3-2/11)...Finished the season with 22 points (7-15-22), 32 PIM and a plus-5 rating...Tied a career high with seven goals...Recorded his first career multi-goal game on 11/11 at Columbus...Played in the 300th game of his NHL career on 3/26 vs. Minnesota...Averaged 21:54 of ice time during the regular season...Registered 86 hits and 62 blocked shots in 48 regular season games...Played for Team Sweden at the 2010 Winter Olympics in Vancouver...Appeared in all 12 postseason games for Detroit...Recorded five points in the playoffs (0-5-5)...Finished third among Detroit defensemen with five postseason helpers...Averaged 23:15 of ice time during the 2010 Stanley Cup Playoffs...Ranked second among Detroit defensemen with 18 postseason blocked shots and third with 19 postseason hits.

**2008-09:** Appeared in a career-high 80 games for Detroit...Missed one game due to illness and one game due to injury (ankle)...Set new career highs in assists (45), points (51), power-play goals (4) and shots on goal (121)...Finished 11th in scoring among NHL defensemen with 51 points (6-45-51)...Finished fifth on Detroit with 96 hits...Led team with 109 blocked shots...Appeared in his 200th career NHL game on 11/26 vs. Montreal...Recorded his 100th career NHL point on 2/7 vs. Edmonton...Recorded his 100th career assist on 3/15 vs. Columbus...Averaged 22:53 of ice time in regular season...Appeared in all 23 postseason games for Detroit...Finished postseason with nine points (2-7-9)...Led team with 33 postseason PIM...Averaged 23:23 of ice time in postseason...Recorded a career-high seven shots on goal on 4/2 vs. St. Louis...Led Detroit defensemen with 59 hits in the postseason...Led team with 36 blocked shots in postseason...Scored his first career postseason goal in Round One Game One vs. Columbus on 4/16...Scored his first career Stanley Cup Final goal in Game Five vs. Pittsburgh.

**2007-08:** Appeared in 65 games...Set new career highs for goals (7), assists (28) and points (35)...Finished fifth among NHL defensemen at +25...Career high six game point streak 11/27 - 12/9 (1g, 5a)...Tied the franchise record for assists by a defenseman in one game with four vs. Los Angeles 12/19...Missed 13 games with a shoulder injury (2/1-2/28)...Had six multi-point games...Averaged 21:06 time on ice per game...Appeared in all 22 postseason games...Led all NHL defensemen in postseason scoring with 15 points (0-15-15)...Set a



new Red Wings franchise record for assists by a defenseman in one postseason (15)...Tied for NHL postseason lead with Henrik Zetterberg at +16...Won his first Stanley Cup championship.

**2006-07:** Played a career high 67 games...Established then career highs in assists (21) and points (22)...Skated in his 100th NHL game on 2/24 at Nashville...Posted a then career high for points in consecutive games, collecting a point in five consecutive games from 1/4-1/11...Missed 14 games (10 due to a strained groin and four with a fractured sacrum)...Did not play in the postseason due to a fractured sacrum suffered on 3/30 vs. Dallas.

**2005-06:** Missed the first 52 games of the season due to a torn ACL in his left knee...Played 27 games, while averaging 20:31 per game with a +11 rating...Had a minus rating only four times in 27 games...Notched his first career power-play goal 4/7 at Columbus...Registered two assists in his first game back in the lineup 2/1 vs. St. Louis...Won a gold medal with Sweden at the 2006 Olympic Games...Played in all six of Detroit's 2006 playoff games and tallied three assists.

**2004-05:** Represented Sweden in the 2005 World Championships (3-3-6 in 9 games)...Named to the All-Star Team at the World Championships, joining Jaromir Jagr, Joe Thornton, Rick Nash, Marek Zidlicky and Tomas Vokoun...Had a strong 2004-05 year, leading the entire Grand Rapids squad in scoring with 53 points in 76 games (13-40-53)...He was the American Hockey League's top scoring defenseman and the first European-born player to win the Eddie Shore Award as the AHL's best defenseman.

**2003-04:** Began campaign with the Wings' American Hockey League affiliate Grand Rapids Griffins before being called up to Detroit in December...Appeared in 20 games





# 55 NIKLAS KRONWALL

CONTINUED

for the Red Wings (1-4-5) before suffering a fractured leg during warm-ups prior to a game vs. the Los Angeles Kings on 1/22 and missed the remainder of the season....Made NHL debut 12/10 at Buffalo.... Recorded first NHL point with an assist 12/13 at Washington on Pavel Datsyuk's goal.... First career goal was a game-winning goal 1/14 vs. Chicago (Steve Passmore) in a 4-2 Detroit win.

## PERSONAL

Niklas returns to his native Sweden in the offseason... Niklas and his girlfriend welcomed their first child, Douglas, in April 2014...Niklas is currently in his 11th season as the President of the Detroit Red Wings Kids Club...In 2012-13, he started "Kronner's Corner," hosting a family with an autistic child at every home game...Niklas has participated in the Red Wings School Assembly Program, visiting St. Bellarmine Catholic School in Redford to speak with kids about the sport of hockey and the importance of health and education...He hosts a charity hockey game each summer in Sweden to benefit his youth hockey club, Jarfalla HC... Worked alongside the Motor City Blight Busters during the 2014 MI Wings Community Tour this September in an effort to stabilize and revitalize Detroit neighborhoods...His hockey hero growing up was Nicklas Lidstrom.



## CAREER HIGHLIGHTS

### FIRSTS

FIRST GP: ..... 12/10/2003 DET 7 AT BUF 2  
FIRST ASST: ..... 12/13/2003 DET 5 AT WAS 1  
FIRST GOAL: ..... 01/14/2004 DET 4 VS CHI 2

### MOSTS:

GOALS: 2 (3X) ..... 10/23/2014 DET 4 VS PIT 3  
ASSISTS: 4 (1X) ..... 12/19/2007 DET 6 VS LA 2  
POINTS: 4 (1X) ..... 12/19/2007 DET 6 VS LA 2 (OG-4A)

### MOST RECENTLY

SOG: 7 (3X) ..... 04/05/2014 DET 3 AT MTL 5  
PIM: 6 (2X) ..... 01/29/2013 DET 4 VS DAL 1  
HAT TRICKS: ..... NONE  
MULTI-PT GAMES: 67 03/19/2016 DET 5 AT FLA 3 (OG-2A)

### LONGEST PERSONAL STREAKS:

GOALS: 2 (6X) ..... 03/13/2013 03/15/2013 (2G)  
ASSISTS: 5 (2X) ..... 11/23/2013 12/01/2013 (7A)  
PTS: 6 (2X) ..... 11/21/2013 12/01/2013 (2G-7A)

## CAREER STATS


## REGULAR SEASON

## PLAYOFFS (BOLD)

SEASON	CLUB	LEAGUE	GP	G	A	P	PM	GP	G	A	P	PM
2003-04	DETROIT	NHL	20	1	4	5	16	0	0	0	0	0
2005-06	DETROIT	NHL	27	1	8	9	28	6	0	3	3	2
2006-07	DETROIT	NHL	68	1	21	22	54	0	0	0	0	0
2007-08	DETROIT	NHL	65	7	28	35	44	22	0	15	15	18
2008-09	DETROIT	NHL	80	6	45	51	50	23	2	7	9	33
2009-10	DETROIT	NHL	48	7	15	22	32	12	0	5	5	12
2010-11	DETROIT	NHL	77	11	26	37	36	11	2	4	6	4
2011-12	DETROIT	NHL	82	15	21	36	38	5	0	2	2	4
2012-13	DETROIT	NHL	48	5	24	29	44	14	0	2	2	4
2013-14	DETROIT	NHL	79	8	41	49	44	5	1	1	2	0
2014-15	DETROIT	NHL	80	9	35	44	40	6	0	2	2	4
2015-16	DETROIT	NHL	64	3	23	26	30	5	0	1	1	8
2016-17	DETROIT	NHL	57	2	11	13	32	0	0	0	0	0
DETROIT TOTALS			795	76	302	378	488	109	5	42	47	89
NHL TOTALS			795	75	302	378	488	109	5	42	47	89



# 2017-18 DETROIT RED WINGS PLAYER ROSTER



## 71 DYLAN LARKIN

**6-1, 190 lbs., Center, Shoots Left**

**Born: Waterford, Michigan – July 30, 1996**

**Last Amateur Club: University of Michigan (Big Ten – NCAA)**

**BECAME A RED WING:** First round (15th overall) of the 2014 NHL Entry Draft.

### CAREER STATS VS. NHL

TEAM	GP	G	A	PTS	PIM
ANA	4	1	1	2	0
ARI	4	1	2	3	2
BOS	7	1	2	3	6
BUF	9	2	3	5	2
CGY	4	1	1	2	2
CAR	6	2	2	4	10
CHI	4	0	2	2	2
COL	4	1	2	3	2
CBJ	6	1	2	3	0
DAL	4	1	0	1	2
DET	0	0	0	0	0
EDM	4	2	2	4	4
FLA	8	5	3	8	0
L.A.	4	1	0	1	0
MIN	4	1	0	1	0
MTL	9	2	0	2	4
NSH	3	1	1	2	5
NJ	6	3	1	4	2
NYI	6	1	2	3	2
NYR	6	0	0	0	8
OTT	8	3	0	3	4
PHI	6	1	0	1	0
PIT	6	2	1	3	0
STL	4	1	0	1	2
SJ	4	0	2	2	4
TB	9	1	3	4	6
TOR	7	2	3	5	0
VAN	4	1	0	1	0
WSH	6	1	1	2	2
WPG	4	1	1	2	0
<b>TOTAL</b>	<b>180</b>	<b>40</b>	<b>37</b>	<b>77</b>	<b>71</b>

### CAREER

Entering his third NHL season...First teenager to make the Red Wings' season-opening lineup since Mike Sillinger in 1990-91...Detroit's representative at the 2016 NHL All-Star Game...2015 Big Ten Rookie of the Year, All-Rookie Team and First All-Star Team...Represented the United States at the 2013 Under-17 World Hockey Challenge (bronze), 2014 IIHF World Under-18 Championship (gold), 2015 IIHF World Junior Championship and the 2015 and 2016 IIHF World Championship (one bronze)...Skated for Team North America at the 2016 World Cup of Hockey...Broke 20-year-old Mike Gartner record at the Fastest Skater event at the 2016 NHL All-Star Skills Competition.

### BY SEASON

**2016-17:** Played in 80 games (T4th most on the team) in his second full NHL season...Ranked among team leaders with 17 goals (T3rd), 32 points (8th), five power-play goals (T1st), 46 takeaways (1st) and 178 shots (2nd)...Tallied his first career shorthanded goal on 4/3 vs. Ottawa...Played in his 100th career NHL game on 11/23 at Buffalo...Had his second career two-goal game on 10/25 vs. Carolina...Recorded four multi-goal games...Totalled eight points in eight games from 3/4-3/18...Recorded his first career fighting major on 10/21 vs. Nashville (Yannick Weber)...Represented Team North America at the 2016 World Cup of Hockey, picking up a point in two games...Was named a top three player for the United States at the IIHF World Championship in Cologne, Germany, and Paris, France, after finishing second on the team with 10 points (2-8-10) in eight games, also serving as an alternate captain.

**2015-16:** Led Detroit with 23 goals as a rookie to become the first rookie to lead the Red Wings in goals since Mike Foligno in 1979-80...Ranked among team leaders with 80 games played (7th), 22 assists (8th), 45 points (T3rd), a plus-11 rating (1st), 34 penalty minutes (T8th), four power-play goals (T6th), five game-winning goals (1st), 221 shots (1st) and a 10.4 shooting percentage (8th)...Among NHL rookies, he was tied for third in goals and for fifth in plus-minus and stood 11th in assists, sixth in points and second in shots on goal...Became the first teenager to play for the Red Wings since Jiri Hudler in 2003-04, the first to make the opening night roster since Jiri Fischer in 1999-00 and the first to play on opening night since Mike Sillinger in 1990-91...Picked up an assist early in his NHL debut on 10/9 vs. Toronto and scored later in the game against Jonathan Bernier for his first NHL goal...Set a franchise rookie record by having a point in five-straight games to start the season...Scored in back-to-back games for the first time from 10/31-11/3...Had a season-best four-game goal streak from 11/16-11/21...Matched his season-best with a five-game point streak from 12/31-1/10...Recorded his first two-goal game on 2/4 at Florida...Became the third Red Wings rookie to be selected to an All-Star Game, joining Steve Yzerman (1984) and Reed Larson (1978) and broke a skills-competition record that stood since before he was born, besting Mike Gartner's 1996 record with a 13.172 lap time...Scored his first career postseason goal in Detroit's first-round series against Tampa Bay...Represented the United States at the 2016 IIHF World Championship in Russia and with Auston Matthews for the team lead with nine points (2-7-9 in 10 games).



# 71 DYLAN LARKIN

CONTINUED

**2014-15:** Led all Big Ten freshman and finished second on the Wolverines with 47 points (15-32-47) in his first and only season at the University of Michigan...Posted the most points by a Michigan freshman since Brendan Morrison recorded 48 in 1993-94...Named Big Ten Freshman of the year and earned Second Team NCAA All-American and First Team All-Big Ten...Represented the United States at the 2015 IIHF World Junior Championship, leading the tournament with five goals and being named a top-three player on the team...Totaled seven points (5-2-7) in five games for the United States...Turned pro at the conclusion of his collegiate season and made his debut on the men's national team, picking up one assist in 10 games at the 2015 IIHF World Championship...Also skated in five games for the Grand Rapids Griffins during the AHL's Western Conference Final, registering five points (3-2-5)...Scored his first two professional goals in his second career pro game, beating Jacob Markstrom twice in a 4-2 Griffins win at Utica on 5/25.

**2013-14:** Spent the season with the U.S. National Team Development Program's under-18 team and picked up 26 points (17-9-26) in 26 games in USHL play and 56 points (31-25-56) over the duration of the NTDP's schedule...Served as an alternate captain for the United States at the 2014 Under-18 World Championship, winning a gold medal after producing four points (2-2-4) in six games.

**2012-13:** Totaled 27 points (13-14-27) in 55 games with the U.S. National Team Development Program's under-17 team, including 14 points (7-7-14) in 37 games against USHL competition...Won bronze at the 2013 Under-17 World Hockey Challenge and notched seven points (2-5-7) in six games.



## PERSONAL

Dylan resides in Birmingham and grew up in Waterford... Dylan's older brother, Colin, plays NCAA Division-3 college hockey at the University of Massachusetts Boston and he has two cousins who play Division-1 college hockey: Adam Larkin, a senior defenseman at Yale, and Ryan Larkin, a sophomore at Miami University...Dylan began a hockey school with his brother and two cousins last summer at Lakeland Arena in Waterford.

## CAREER HIGHLIGHTS

### FIRSTS

FIRST GP: ..... 10/09/2015 DET 4 VS TOR 0  
FIRST ASST: ..... 10/09/2015 DET 4 VS TOR 0  
FIRST GOAL: ..... 10/09/2015 DET 4 VS TOR 0

### MOSTS:

GOALS: 2 (2X) ..... 10/25/2016 DET 4 VS CAR 2  
ASSISTS: 1 (37X) ..... 04/09/2017 DET 4 VS NJ 1  
POINTS: 2 (11X) ..... 03/18/2017 DET 5 VS COL 1 (1G-1A)

### MOST RECENTLY

SOG: 8 (1X) ..... 12/13/2016 DET 1 VS ARI 4  
PIM: 5 (1X) ..... 10/21/2016 DET 5 VS NSH 3  
HAT TRICKS: ..... NONE  
MULTI-PT GAMES: 11 .. 03/18/2017 DET 5 VS COL 1 (1G-1A)

### LONGEST PERSONAL STREAKS:

GOALS: 4 (1X) ..... 11/16/2016 11/21/2015 (4G)  
ASSISTS: 4 (1X) ..... 10/09/2015 10/16/2015 (4A)  
PTS: 5 (2X) ..... 12/31/2015 01/10/2016 (1G-4A)

## CAREER STATS


## REGULAR SEASON

## PLAYOFFS (BOLD)

SEASON	CLUB	LEAGUE	GP	G	A	P	PM	GP	G	A	P	PM
2015-16	DETROIT	NHL	80	23	22	45	34	5	1	0	1	18
2016-17	DETROIT	NHL	80	17	15	32	37	0	0	0	0	0
<b>DETROIT TOTALS</b>			<b>160</b>	<b>40</b>	<b>37</b>	<b>77</b>	<b>71</b>	<b>5</b>	<b>1</b>	<b>0</b>	<b>1</b>	<b>18</b>
<b>NHL TOTALS</b>			<b>160</b>	<b>40</b>	<b>37</b>	<b>77</b>	<b>71</b>	<b>5</b>	<b>1</b>	<b>0</b>	<b>1</b>	<b>18</b>



# 2017-18 DETROIT RED WINGS PLAYER ROSTER



## CAREER STATS VS. NHL

TEAM	GP	G	A	PTS	PM
ANA	2	0	2	2	0
ARI	2	0	0	0	5
BOS	3	0	0	0	0
BUF	5	0	1	1	5
CGY	2	1	1	2	0
CAR	2	2	0	2	0
CHI	1	0	0	0	0
COL	2	0	0	0	0
CBJ	4	0	0	0	7
DAL	2	1	1	2	2
DET	0	0	0	0	0
EDM	1	1	0	1	0
FLA	3	1	0	1	0
L.A.	2	1	1	2	0
MIN	3	1	1	2	0
MTL	6	3	0	3	4
NSH	1	0	1	1	0
NJ	2	1	2	3	0
NYI	3	1	1	2	0
NYR	1	0	0	0	0
OTT	1	1	0	1	0
PHI	2	0	0	0	0
PIT	4	0	4	4	2
STL	1	0	0	0	0
SJ	1	1	0	1	0
TB	5	1	2	3	22
TOR	4	2	1	3	2
VAN	1	0	0	0	0
WSH	3	0	2	2	4
WPG	1	1	0	1	2
<b>TOTAL</b>	<b>70</b>	<b>19</b>	<b>20</b>	<b>39</b>	<b>55</b>

## 39 ANTHONY MANTHA

**6-5, 221 lbs., Right Wing, Shoots Left**  
**Born: Longueuil, Quebec – September 16, 1994**  
**Last Amateur Club: Val-d'Or Foreurs (QMJHL)**

**BECAME A RED WING:** First round (20th overall) in 2013 NHL Entry Draft

## CAREER

Entering his fourth professional season...2014 Canadian Hockey League Player of the Year...2014 QMJHL champion with the Val-d'Or Foreurs...2014 QMJHL First All-Star Team, Most Valuable Player (Michele Briere Trophy), Leading Scorer (Jean Beliveau Trophy)...2014 IIHF World Junior Championship All-Star Team for Canada...2013 QMJHL Second All-Star Team...2013 CHL Top Prospects Game...2012 IIHF World Under-18 Championship bronze medal.

## BY SEASON

**2016-17:** Played 60 games with the Red Wings, ranking among the team leaders with 17 goals (T3rd), 19 assists (7th), 36 points (7th), three game-winning goals (2nd) and plus-minus at +10 (2nd)...Missed the final five games of the season with a finger injury...Finished 12th in the NHL in rookie scoring and T9th in overtime goals with two...Registered his first career overtime goal on 12/19 vs. Ottawa and added his second on 3/21 at Montreal...Tallied a personal-best three points (2-1-3) including first career multi-goal game at Toronto on 1/1 at the NHL's Centennial Classic at Exhibition Stadium in Toronto...Had his second career two-goal game on 3/27 vs. Carolina...Picked up seven goals and 10 points in eight games from 12/20-1/7...Recorded eight multi-point games, with his first career one coming 11/25 at New Jersey...Began the season in the AHL and racked up eight goals in 10 games with Grand Rapids, leading the league at the time of his call-up.

**2015-16:** Totaled three points (2-1-3) in 10 games during his first-ever NHL stint in Detroit...Made his NHL debut on 3/15 at Philadelphia, logging 14:45 TOI and four shots on goal...Picked up an assist for his first NHL point on 3/22 at Tampa Bay...Scored his first NHL goal on 3/24 vs. Montreal (Ben Scrivens) and added his second career goal against the same team on 3/29, scoring at the Bell Centre, located minutes from his hometown...Spent most of the season in Grand Rapids, totaling 45 points (21-25-45) in 60 games...Ranked fourth on the Griffins in points, third in goals and tied for fifth with a plus-13 rating...Racked up 11 points (4-7-11) in nine AHL playoff games.

**2014-15:** Produced 33 points (15-18-33) in 62 regular-season games in his first professional season...Suffered a leg injury in training camp which delayed his professional debut to 11/14 vs. Texas...Notched his first professional goal on 11/15 vs. Texas (Jussi Rynnas)...Contributed four points (2-2-4) in 16 postseason games.

**2013-14:** Enjoyed a historic season in his last year of major junior, racking up 120 points (57-63-120) in 57 games with Val d'Or and totaling 82 goals in 82 games between the regular season and playoffs...Named the Canadian Hockey League Player of the Year...Was also the QMJHL's Most Valuable Player (Michele Briere Memorial Trophy), was named a QMJHL First-Team All-Star, led the QMJHL in goals for a second-straight season and won the Jean Beliveau Trophy as the league's top scorer...Helped Val d'Or capture the QMJHL President's Cup as league champion and totaled 38 points (24-14-38) in 24 post-season games...Scored the cup-clinching goal with 51 seconds left in regulation of Game 7 of the QMJHL Finals...Guided the team to the semifinal round of the CHL Memorial Cup.



# 39 ANTHONY MANTHA

CONTINUED

where the team fell to the eventual Memorial Cup-champion Edmonton Oil Kings in triple overtime...Represented Canada at the IIHF World Junior Championship and led the team with 11 points (5-6-11)...Named to the WJC All-Star Team.

**2012-13:** Compiled 89 points (50-39-89) in 67 games for Val d'Or...Was the only draft-eligible major-junior player to score 50 goals...Led the QMJHL in goals and earned a spot on the Second All-Star Team...Produced 12 points (5-7-12) in nine playoff games...Skated at the CHL Top Prospect Game.

**2011-12:** Banked 51 points (22-29-51) to rank 11th among QMJHL rookies...Totaled 63 games played for Val d'Or...Scored at a point-per-game pace in the playoffs (2-2-4 in 4 games played)...Won a bronze medal with Canada at the IIHF World Under-18 Championship.

## PERSONAL

Anthony is the grandson of four-time Stanley Cup champion and former Red Wing Andre Pronovost, who was in attendance to see his first NHL goal against Montreal...Two of his other great-uncles, Claude and Jean Pronovost, also skated in the NHL.



## CAREER HIGHLIGHTS

### FIRSTS

FIRST GP: .....03/15/2016 DET 3 AT PHI 4  
FIRST ASST: .....03/22/2016 DET 2 AT TB 6  
FIRST GOAL: .....03/24/2016 DET 4 VS MTL 3

SOG: 7 (1X).....03/21/2017 DET 2 AT MTL 1  
PIM: 17 (1X).....03/24/2017 DET 1 VS TB 2  
HAT TRICKS: .....NONE  
MULTI-PT GAMES: 8 .....03/27/2017 DET 4 AT CAR 3 (2G-0A)

### MOSTS:

GOALS: 2 (2X).....03/27/2017 DET 4 AT CAR 3  
ASSISTS: 2 (2X).....01/14/2017 DET 6 AT PIT 3  
POINTS: 3 (1X).....01/01/2017 DET 4 AT TOR 5 (2G-1A)

### MOST RECENTLY

### LONGEST PERSONAL STREAKS:

GOALS: 2 (3X).....01/05/2017 01/07/2017 (2G)  
ASSISTS: 3 (1X).....01/31/2017 02/04/2017 (3A)  
PTS: 6 (1X).....12/17/2016 01/01/2017 (5G-4A)

## CAREER STATS

## REGULAR SEASON


## PLAYOFFS (BOLD)

SEASON	CLUB	LEAGUE	GP	G	A	P	PM	GP	G	A	P	PM
2015-16	DETROIT	NHL	10	2	1	3	2	0	0	0	0	0
2016-17	DETROIT	NHL	60	17	19	36	53	0	0	0	0	0
<b>DETROIT TOTALS</b>			<b>70</b>	<b>19</b>	<b>20</b>	<b>39</b>	<b>55</b>	<b>0</b>	<b>0</b>	<b>0</b>	<b>0</b>	<b>0</b>
<b>NHL TOTALS</b>			<b>70</b>	<b>19</b>	<b>29</b>	<b>39</b>	<b>55</b>	<b>0</b>	<b>0</b>	<b>0</b>	<b>0</b>	<b>0</b>





# 2017-18 DETROIT RED WINGS PLAYER ROSTER



## 34 PETR MRAZEK

6-2 • 183 lbs. • Goaltender • Catches Left  
Born: Ostrava, Czech Republic – February 14, 1992  
Last Amateur Club: Ottawa 67's (OHL)

**BECAME A RED WING:** Fifth round (121st overall) in the 2010 NHL Entry Draft.



### CAREER

Entering his fifth NHL season...2010 OHL Second All-Rookie Team and Dinty Moore Trophy for lowest GAA by a rookie goaltender...2011 OHL Third All-Star Team...2012 World Junior Championship Best Goaltender and Tournament All-Star Team...2012 World Championship bronze medal winner...2013 AHL Calder Cup champion with Grand Rapids...2014 AHL Second All-Star Team...Represented Czech Republic at 2016 World Cup of Hockey and 2017 IIHF World Championship.

### BY SEASON

**2016-17:** Appeared in 50 games for the Red Wings, posting an 18-21-9 record with a 3.04 goals-against average, 0.901 save percentage and one shutout...Led Red Wings goalies in wins...Rattled off a season-best four-straight wins from 10/17-10/27...Reached 100 NHL games on 10/27 at St. Louis...Made a season-high 42 saves for his first shutout of the season on 2/4 at Nashville.

**2015-16:** Played 54 games for Detroit in his first full NHL campaign, owning a 27-16-6 record, 2.33 goals-against average, 0.921

### CAREER STATS VS. NHL

TEAM	GP	MIN	GA	SOG	SHO	W	L	OT	PTS%	GAA	SV%
ANA	5	279	10	122	0	2	2	0	.500	2.15	.918
ARI	3	187	7	78	0	3	0	0	1.000	2.25	.910
BOS	7	362	19	154	0	2	2	1	.500	3.15	.877
BUF	10	558	25	254	1	5	3	1	.611	2.69	.902
CGY	3	182	7	89	0	2	0	1	.833	2.31	.921
CAR	6	361	11	210	1	5	1	0	.833	1.83	.948
CHI	3	127	11	81	0	0	2	1	.167	5.20	.864
COL	4	250	6	99	1	2	0	2	.750	1.44	.939
CBJ	5	280	13	149	0	1	3	1	.300	2.79	.913
DAL	3	129	5	57	0	1	1	0	.500	2.33	.912
EDM	3	176	7	80	1	1	2	0	.333	2.39	.913
FLA	7	386	18	205	1	2	3	2	.429	2.80	.912
L.A.	1	60	2	37	0	1	0	0	1.000	2.00	.946
MIN	3	182	9	96	0	1	2	0	.333	2.97	.906
MTL	7	335	15	167	0	2	1	2	.600	2.69	.910
NSH	5	301	11	169	1	5	0	0	1.000	2.19	.935
NJ	4	221	8	74	1	3	1	0	.750	2.17	.892
NYI	9	477	22	227	0	5	3	0	.625	2.77	.903
NYR	2	121	6	56	0	1	1	0	.500	2.98	.893
OTT	6	375	12	197	0	4	0	2	.833	1.92	.939
PHI	3	186	9	117	0	0	1	2	.333	2.90	.923
PIT	6	299	20	181	0	2	4	0	.333	4.01	.890
STL	7	396	8	171	1	4	2	0	.667	1.21	.953
SJ	4	159	6	78	0	1	2	0	.333	2.26	.923
TB	10	529	32	240	1	1	7	1	.167	3.63	.867
TOR	5	299	12	156	0	1	4	0	.200	2.41	.923
VAN	2	126	4	59	0	2	0	0	1.000	1.90	.932
WSH	6	358	13	173	1	2	3	1	.417	2.18	.925
WPG	5	273	12	131	0	3	1	0	.750	2.64	.908
<b>TOTAL</b>	<b>144</b>	<b>7,971</b>	<b>340</b>	<b>3,907</b>	<b>10</b>	<b>64</b>	<b>51</b>	<b>17</b>	<b>.549</b>	<b>2.56</b>	<b>.913</b>



# 34 PETR MRAZEK

CONTINUED

save percentage and four shutouts...Tied for 13th in the league in victories, for 10th in save percentage, for 14th in goals-against average and for eighth in shutouts...Made a career-high 44 saves on 10/10 at Carolina in his season debut...Assisted on the Red Wings' first-ever goal in the new three-on-three overtime format on 10/25 at Vancouver...Went on a 13-game tear from 1/2-2/10 that saw him post a 10-2-1 record, 1.30 goals-against average, 0.951 save percentage and three shutouts which saw him move into the league lead for goals-against average and save percentage...Won a season-best five straight starts from 1/2-1/14...Posted a career-high four shutouts on 11/10 vs. Washington (38 saves), 1/4 at New Jersey (22 saves), 1/22 at Buffalo (19 saves) and 2/8 vs. Florida (23 saves)...Appeared in three playoff games, logging a 1-2 record, 1.36 goals-against average, 0.945 save percentage and one shutout.

**2014-15:** Appeared in 29 games for the Red Wings, sporting a 16-9-2 record and a team-best 2.38 GAA and 0.918 save percentage...Won his first three starts of the season, 11/20-12/7...Recorded five straight wins from 1/13-1/27...Recorded shutouts on 2/5 at Colorado (28 saves), 3/28 vs. Tampa Bay (23 saves) and 4/11 at Carolina (35 saves)...Started all seven games in the first round against Tampa Bay, sporting a 3-4 record, a 2.11 GAA and a 0.925 save percentage...Won his NHL postseason debut on the strength of 46 saves on 4/16 at Tampa Bay...Shut out the Lightning in Game 3 (22 saves) and Game 5 (28 saves) of the first-round series...Became the Red Wings' fifth rookie netminder to win his playoff debut (joining Chris Osgood, Bob Champoux, Glen Hall and Johnny Mowers)...Became the NHL's first goaltender to make 44+ saves during a playoff regulation game since 4/8/80 (Toronto's Jiri Crha)...Joined an elite club of goaltenders who recorded two shutouts in their first-ever playoff series, joining Semyon Varlamov (with Washington vs. NY Rangers in 2009), Carey Price (with Montreal vs. Boston in 2008), Ron Hextall (with Philadelphia vs. NY Rangers in 1987) and Tiny Thompson (with Boston vs. Montreal in 1929)...Also played 13 games for the Griffins, owning a 9-2-1 mark with a 2.06 GAA and a 0.927 save percentage...Held an eight-game AHL winning streak from 11/12-2/28.

**2013-14:** Logged 32 games with Grand Rapids and nine with Detroit in his second professional season...Posted a 2-4 record with the Red Wings with a 1.74 GAA and a 0.927 save percentage...Both of his NHL victories were shutouts (11/2 at Edmonton and 4/13 at St. Louis)...Became the first NHL goaltender to win more than one game in a season and record a shutout in each win since Toronto's Ed Chadwick (1955-56)...Surrendered two goals or fewer in seven of his nine



appearances...Sported a 22-9-1 record with Grand Rapids...Named to the AHL's Second All-Star Team...Ranked second among AHL goaltenders with a 2.10 goals against average and ranked third with a 0.924 save percentage...Posted a 10-game winning streak in which he made 274 saves on 290 shots faced, 10/30-2/1...Started in all 10 of the Griffins' playoff games, accumulating a 5-5 record, a 2.80 GAA and a 0.911 save percentage.

**2012-13:** Saw action in three games with the Red Wings as a first-year pro...Made his NHL debut and was victorious on 2/7 at St. Louis (26-of-27 saves)...Became the second goalie in hockey history to win his NHL, AHL and ECHL debuts in the same season (joining Alex Auld) after winning with Toledo (10/13 vs. Kalamazoo), Grand Rapids (11/3 at Texas) and Detroit (2/7 at St. Louis)...Also became second-youngest Red Wings goalie to win his Detroit debut (Bill Beveridge)...Posted a 1-1 record with a 2.02 GAA and 0.922 save percentage in two starts with the Red Wings...Backstopped the Griffins to their first-ever Calder Cup, playing every minute of the team's post-season run...Enjoyed one of the best rookie seasons in Griffins history in wins (2nd), GAA (3rd) and save percentage (T1st)...Went 15-9 with a 2.31 GAA and a 0.916 save percentage in 24 post-season games...Doubled the Griffins' all-time post-season shutout total with four during the team's championship run...Registered his first professional shutout behind 32 saves, 2/2 vs. Abbotsford...Named AHL Player of the Week after posting a 0.50 GAA and a 0.981 save percentage in two games for the period ending 2/3...Won four straight games from 6/5-6/12 to help the Griffins advance to the Calder Cup Finals and take a 3-0 series lead at Syracuse...Made 24 saves as the Griffins captured the Calder Cup, 6/18 at Syracuse.

**2011-12:** Appeared in 50 games with the Ottawa 67's and posted a 30-13-6 record, a 2.84 goals against average, a 0.917 save percentage and three shutouts...Ranked among the OHL's goaltending leaders in wins (4th), GAA (9th), save percentage (8th), shutouts (T6th) and saves (1,577, 6th)...Led



# 34 PETR MRAZEK

CONTINUED

Ottawa to the Eastern Conference Final, posting a 9-8 record with a 2.59 GAA and a 0.926 save percentage...Made more than 30 saves in 11 of his 17 postseason appearances, including a pair of 44-save wins and a 49-save overtime loss, 4/20/12 at Niagara...Starred for the Czech Republic at the World Junior Championship in Calgary and Edmonton, Alberta, earning a spot on the tournament's All-Star Team, winning the IIHF Directorate Top Goaltender award and being named a top-three player on his team...Made 52 saves in a 5-2 win to help his country upset the United States on 12/30...Debuted with the men's national team at the World Championship in Finland and Sweden, allowing no goals in 9:12 of game action.

**2010-11:** Led all OHL goaltenders with a 0.920 save percentage and ranked near the top of the league with 33 wins (3rd), a 2.84 goals against average (5th), four shutouts (12nd), 1,684 saves (2nd), four shootout wins (12nd) and a 0.824 shootout percentage (3rd)...Led Ottawa to an East Division championship with a 33-15-3 record...Named to the OHL Third All-Star Team.

**2009-10:** Topped all OHL rookies with a 3.00 goals against average, a 0.905 save percentage and three shutouts in 30 games with the Ottawa 67's...Won the league's F.W. "Dinty" Moore Trophy for the top rookie GAA and earned a spot on the OHL Second All-Rookie Team...Sported a 12-9-1 record.

**2008-09:** Split the season between the under-18 and under-20 level with HC Vitkovice and earned league championships at each level...Led the Czech under-18 league in both goals against average (1.99) and save percentage (0.946) while posting five shutouts...Posted even better numbers in four



postseason games with a 0.93 GAA, a 0.972 save percentage and two shutouts.

**2007-08:** Posted the best save percentage in the Czech under-18 circuit (0.932) alongside his 2.46 goals against average in 34 games with HC Vitkovice...Made his professional debut when he briefly appeared in a relegation contest with HC Vitkovice's senior club.

## PERSONAL

Lives in Ostrava, Czech Republic, during the offseason...Has one sibling...Hockey idols as a youth were Dominik Hasek and Marc-Andre Fleury...Greatest influences on his hockey career are his parents and Petr Bolek, his goalie coach in the Czech Republic...Volunteered for the 2015 MI Wings Community Tour, visiting the United States Coast Guard in Detroit and meeting pediatric patients at Helen DeVos Children's hospital.

## CAREER HIGHLIGHTS

### FIRSTS

FIRST GP: 02/07/2013 DET 5 AT STL 1  
FIRST WIN: 02/07/2013 DET 5 AT STL 1  
FIRST SHUTOUT: 11/02/2013 DET 5 AT EDM 0

### MOSTS

SHOTS FACED: 47 (1X) 10/10/2015 DET 4 AT CAR 3  
SAVES: 44 (1X) 10/10/2015 DET 4 AT CAR 3  
GA: 5 (7X) 03/30/2017 DET 3 AT TB 5

### MOST RECENTLY

10/10/2015 DET 4 AT CAR 3  
10/10/2015 DET 4 AT CAR 3  
03/30/2017 DET 3 AT TB 5

CAREER SHUTOUTS: 10.....02/04/2017 DET 1 AT NSH 0

### LONGEST PERSONAL STREAKS

LONGEST WIN STREAK: 5 (2X) 01/02/2016 01/14/2016  
STREAK W/OUT REG LOSS: 7 (1X) 11/18/2015 12/10/2015 (4-0-3)  
LONGEST LOSING STREAK: 4 (2X) 12/20/2016 01/07/2017  
LONGEST WINLESS STREAK: 6 (1X) 12/20/2016 01/12/2017 (0-5-1)  
LONGEST SHUTOUT SEQUENCE: 133:29.....02/06/2016 02/10/2016

## CAREER STATS


## REGULAR SEASON

## PLAYOFFS (BOLD)

SEASON	CLUB	LEAGUE	GP	W	L	OT	SHO	GA	GAA	GP	W	L	SHO	GA	GAA
2012-13	DETROIT	NHL	2	1	1	0	0	4	2.02	0	0	0	0	0	-
2013-14	DETROIT	NHL	9	2	4	0	2	13	1.74	0	0	0	0	0	-
2014-15	DETROIT	NHL	29	16	9	2	3	63	2.38	7	3	4	2	14	-
2015-16	DETROIT	NHL	54	27	16	6	4	115	2.33	<b>3</b>	<b>1</b>	<b>2</b>	<b>1</b>	<b>4</b>	<b>1.36</b>
2016-17	DETROIT	NHL	50	18	21	9	1	145	3.04	0	0	0	0	0	-
<b>DETROIT TOTALS</b>			<b>144</b>	<b>64</b>	<b>51</b>	<b>17</b>	<b>10</b>	<b>340</b>	<b>2.56</b>	<b>10</b>	<b>4</b>	<b>6</b>	<b>3</b>	<b>18</b>	<b>1.88</b>
<b>NHL TOTALS</b>			<b>144</b>	<b>65</b>	<b>51</b>	<b>17</b>	<b>10</b>	<b>340</b>	<b>2.56</b>	<b>10</b>	<b>4</b>	<b>6</b>	<b>3</b>	<b>18</b>	<b>1.88</b>



# 2017-18 DETROIT RED WINGS PLAYER ROSTER



## 51 FRANS NIELSEN

**6-1, 188 lbs., Center, Shoots Left**  
**Born: Herning, Denmark – April 24, 1984**  
**Last Amateur Club: Malmö Redhawks (Swe.-Jr.)**

**BECAME A RED WING:** Signed as a free agent on July 1, 2016

### CAREER STATS VS. NHL

TEAM	GP	G	A	PTS	PIM
ANA	14	4	4	8	2
ARI	12	3	5	8	6
BOS	31	6	8	14	6
BUF	28	7	10	17	10
CGY	11	2	3	5	2
CAR	34	8	10	18	4
CHI	12	1	3	4	0
COL	12	0	5	5	2
CBJ	19	3	10	13	4
DAL	13	4	5	9	0
DET	13	2	3	5	2
EDM	10	1	5	6	2
FLA	31	2	15	17	2
L.A.	13	2	1	3	4
MIN	14	4	4	8	0
MTL	34	7	16	23	4
NSH	10	1	4	5	2
NJ	47	10	17	27	16
NYI	3	0	2	2	4
NYR	47	10	15	25	10
OTT	28	4	9	13	4
PHI	44	9	7	16	16
PIT	43	10	19	29	4
STL	13	3	6	9	6
SJ	11	2	6	8	2
TB	34	6	18	24	6
TOR	32	8	8	16	2
VAN	11	4	6	10	4
WSH	33	8	16	24	2
WPG	28	5	14	19	2
<b>TOTAL</b>	<b>685</b>	<b>136</b>	<b>254</b>	<b>390</b>	<b>130</b>

### CAREER

Entering his 10th full NHL season and his 16th season as a pro...Signed a six-year contract with Detroit on July 1, 2016...First Danish citizen to make the NHL and is the league's all-time scoring leader among Danish-born players...Is also the NHL's leader in shootout goals (42)...Has extensive international experience at the IIHF World Championship in 2003, 2004, 2005, 2006, 2007, 2010 and 2012...2001 Danish League Rookie of the Year and Danish League champion with Herning Blue Fox.

### BY SEASON

**2016-17:** Played in 79 games in his first season with the Red Wings...Ranked among team leaders with 79 games played (6th), 17 goals (T3rd), 24 assists (3rd), 41 points (4th), 15 power-play points (1st), 162 shots (5th) and a 53.8 faceoff percentage (2nd among centers)...Finished T14th in the NHL in shorthanded goals with two...Represented Detroit at the 2017 NHL All-Star Game in Los Angeles...Had two game-deciding shootout goals, moving into T1st in the category all-time with 19...Tallied his 250th career assist on 3/26 vs. Minnesota...Had a goal and an assist in his Red Wings debut on 10/13 vs. Tampa Bay...Picked up three separate three-game assist streaks: 11/23-11/29, 1/5-1/10 and 3/21-3/26...Matched a career-best with three points (2-1-3) on 11/25 at New Jersey...Set a new career high in faceoff percentage (53.8%) and hits (64)...Closed out the regular season with seven points (3-4-7) in six games.

**2015-16:** Appeared in 81 games for the NY Islanders and finished third on the team with 52 points (20-32-52)...Also ranked among team leaders with 20 goals (4th), 32 assists (4th), seven power-play goals (T2nd), two shorthanded goals (T1st) and 181 shots (4th)...Enjoyed a milestone night on 10/17 vs. San Jose, recording his 100th NHL goal, 200th NHL assist and 300th NHL point...Picked up six points (4-2-6) during a four-game point streak from 10/24-10/31...Recorded three-straight two-point games from 3/3-3/8...Appeared in his 600th NHL game on 3/29 vs. Carolina...Recorded six assists (3-3-6) in 11 games during the Stanley Cup Playoffs.

**2014-15:** Recorded 43 points (14-29-43) in 78 games for the Islanders...Ranked among team leaders with 43 points (4th), 29 assists (4th), four game-winning goals (3rd) and 18 power-play points (3rd)...Recorded his first NHL hat trick on 10/25 vs. Dallas...Held a season-long five-game point streak from 1/13-1/27...Suited up in his 500th NHL game on 2/8 at Buffalo...Racked up three-straight multi-point games from 2/14-2/17...Had seven multi-point games overall...Logged seven playoff games and recorded his first NHL playoff goal on 4/27 at Washington.

**2013-14:** Enjoyed a breakout season and posted career highs in all offensive categories with 58 points (25-33-58) in 80 games for NY Islanders...Placed among team leaders with 25 goals (2nd), 33 assists (3rd), 58 points (3rd), 20 power-play points (2nd) and eight shootout goals (1st)...Picked up his 200th NHL point on 10/8 vs. Phoenix...Logged consecutive three-point games on 10/22 vs. Vancouver and 10/25 at Pittsburgh...Racked



# 51 FRANS NIELSEN

CONTINUED



up eight points (4-4-8) during a four-game point streak from 10/19-10/26...Skated in his 400th NHL game on 12/12 at Phoenix...Reached 20 goals for the first time in his career on 3/10 at Vancouver...Ranked second in the NHL with eight shootout goals and was 8-for-15 on the season, with four deciding goals...Picked up 10 multi-point games...Whistled for only eight penalty minutes on the season.

**2012-13:** Appeared in all 48 games for the Islanders and tallied 29 points (6-23-29)...Ranked fourth on the club in points...Had an early-season five-game assist streak from 1/28-1/31...Logged a four-game point streak from 4/1-4/6...Reached 20 assists for the fifth consecutive season, 4/11 at Boston...Spent the lockout in Finland's SM-liiga and recorded 24 points (4-20-24) in 27 games for Lukko Rauma...Made his NHL postseason debut on 5/1 at Pittsburgh and totaled two assists in six games during New York's first-round series.

**2011-12:** Skated in all 82 games and notched 47 points (17-30-47)...Ranked sixth on the Islanders in points...Tied for fourth in the NHL with seven shootout goals, converting 63.6 percent of his 11 attempts...Reached 100 NHL assists in his 300th NHL game on 2/28...Logged a season-high five game point streak from 3/25-3/31...Recorded eight multi-point games...Represented Denmark at the IIHF World Championship and chipped in three assists.

**2010-11:** Made 71 appearances for the NY Islanders and chipped in 44 points (13-31-44)...Scored a career-high

seven shorthanded goals, leading the NHL in that category...Converted two shorthanded penalty shots on the season, first on 10/30 at Philadelphia and again on 12/9 at Boston...Racked up five assists during a four-game assist streak from 11/21-12/2...Reached 100 NHL points on 2/10 at Montreal...Logged three assists on 2/13 at Buffalo and 3/2 vs. Minnesota...Tied the Islanders single-season record for shorthanded goals with his seventh on 3/30 at New Jersey...Recorded 10 multi-point games.

**2009-10:** Placed among NY Islanders leaders with 38 points (5th) and 26 assists (4th)...Registered his first career two-goal game on 10/30 at Washington...Played in his 100th NHL game on 11/6 at New Jersey...Tallied an overtime winner on 12/12 vs. Boston...Recorded his first career three-assist game on 1/2 at Atlanta...Picked up five points (2-3-5) in seven games at the IIHF World Championship for Denmark.

**2008-09:** Logged 59 games in his first full NHL season and placed third on the Islanders with 33 points (9-24-33)...Recorded his first career power-play goal on 3/12 at Montreal and first career shorthanded goal on 3/27 at Detroit...Picked up three multi-point games.

**2007-08:** Spent a majority of his second season in North America with the AHL's Bridgeport Sound Tigers, recording 38 points (10-28-38) in 48 games...Also picked up three points (2-1-3) in 16 games with the Islanders during his second NHL stint.





# 51 FRANS NIELSEN

CONTINUED

**2006-07:** Debuted in North America with 44 points (20-24-44) in 54 games with the AHL's Bridgeport Sound Tigers... Made his NHL debut on 1/6 at Carolina, becoming the first Danish-born or raised citizen to play in the NHL...Recorded his first NHL point (assist) and goal (which turned out to be the game-winning goal) on 2/24 vs. Montreal...Recorded three assists in six games at the IIHF World Championship.

**2005-06:** Skated for Timrå in the Swedish Hockey League and picked up 18 points (5-13-18).

**2004-05:** Appeared in 49 games for Malmö during his third full professional season, contributing 15 points (8-7-15)...Scored three goals for Denmark at the IIHF World Championship.

**2003-04:** Collected 16 points (9-7-16) in 50 games for Malmö in the Swedish Hockey League...Notched three assists in six games at the IIHF World Championship for Denmark.

**2002-03:** Logged nine points (3-6-9) in 47 games for the Malmö Redhawks in his first full professional season.

**2001-02:** Made his professional debut at age 17 by skating in 20 games with Malmö in the Swedish Hockey League, recording one assist...Also racked up 42 points (15-27-42) in



29 games for Malmö at the Swedish junior level.

**2000-01:** Scored at a near-point-per-game pace in Denmark's top professional league, recording 37 points (18-19-37) in 38 games for Herning Blue Fox at age 16.

## CAREER HIGHLIGHTS

### FIRSTS

FIRST GP: .....01/06/2007 NYI 2 AT CAR 4  
FIRST ASST: .....02/24/2007 NYI 3 VS MTL 2  
FIRST GOAL: .....02/24/2007 NYI 3 VS MTL 2

SOG: 8 (2X).....04/08/2014 NYI 1 VS OTT 4  
PIM: 10 (2X).....03/12/2011 NYI 2 AT NJ 3  
HAT TRICKS: 1 .....10/25/2014 NYI 7 VS DAL 5 (3G)  
MULTI-PT GAMES: 79 ..04/09/2017 DET 4 VS NJ 1 (OG-2A)

### MOSTS:

GOALS: 3 (1X).....10/25/2014 NYI 7 VS DAL 5  
ASSISTS: 3 (4X).....10/08/2013 NYI 6 VS PHX 1  
POINTS: 3 (12X).....11/25/2016 DET 5 AT NJ 4 (2G-1A)

### MOST RECENTLY

### LONGEST PERSONAL STREAKS:


GOALS: 4 (1X).....10/19/2013 10/26/2013 (4G)  
ASSISTS: 6 (1X).....01/14/2014 01/23/2014 (6A)  
PTS: 6 (1X).....01/14/2014 01/23/2014 (1G-6A)

## CAREER STATS REGULAR SEASON PLAYOFFS (BOLD)

SEASON	CLUB	LEAGUE	GP	G	A	P	PM	GP	G	A	P	PM
2006-07	NY ISLANDERS	NHL	15	1	1	2	0	0	0	0	0	0
2007-08	NY ISLANDERS	NHL	16	2	1	3	0	0	0	0	0	0
2008-09	NY ISLANDERS	NHL	59	9	24	33	18	0	0	0	0	0
2009-10	NY ISLANDERS	NHL	76	12	26	38	6	0	0	0	0	0
2010-11	NY ISLANDERS	NHL	71	13	31	44	38	0	0	0	0	0
2011-12	NY ISLANDERS	NHL	82	17	30	47	6	0	0	0	0	0
2012-13	NY ISLANDERS	NHL	48	6	23	29	12	6	0	2	2	0
2013-14	NY ISLANDERS	NHL	80	25	33	58	8	0	0	0	0	0
2014-15	NY ISLANDERS	NHL	78	14	29	43	12	7	1	1	2	0
2015-16	NY ISLANDERS	NHL	81	20	32	52	12	11	3	3	6	2
2016-17	DETROIT	NHL	79	17	24	41	18	0	0	0	0	0
<b>DETROIT TOTALS</b>			<b>79</b>	<b>17</b>	<b>24</b>	<b>41</b>	<b>18</b>	<b>0</b>	<b>0</b>	<b>0</b>	<b>0</b>	<b>0</b>
<b>NHL TOTALS</b>			<b>685</b>	<b>136</b>	<b>254</b>	<b>390</b>	<b>130</b>	<b>24</b>	<b>4</b>	<b>6</b>	<b>10</b>	<b>2</b>



# 2017-18 DETROIT RED WINGS PLAYER ROSTER



## 14 GUSTAV NYQUIST

**5-11, 184 lbs., Left Wing, Shoots Left**

**Born: Halmstad, Sweden – September 1, 1989**

**Last Amateur Club: University of Maine (Hockey East – NCAA)**

**BECAME A RED WING:** Fourth round (121st overall) in the 2008 NHL Entry Draft

### CAREER STATS VS. NHL

TEAM	GP	G	A	PTS	PIM
ANA	10	1	3	4	2
ARI	9	3	3	6	2
BOS	15	6	3	9	6
BUF	16	3	7	10	4
CGY	7	3	4	7	0
CAR	12	4	5	9	0
CHI	11	3	5	8	0
COL	9	3	3	6	0
CBJ	13	4	2	6	2
DAL	10	3	4	7	0
DET	0	0	0	0	0
EDM	8	1	3	4	0
FLA	18	5	4	9	4
L.A.	11	2	3	5	2
MIN	10	6	6	12	4
MTL	17	3	3	6	2
NSH	11	3	4	7	10
NJ	13	2	11	13	2
NYI	10	2	4	6	2
NYR	12	0	2	2	4
OTT	16	6	8	14	14
PHI	11	0	4	4	2
PIT	11	2	7	9	4
STL	10	1	0	1	4
SJ	9	2	1	3	2
TB	17	5	6	11	6
TOR	17	8	4	12	10
VAN	7	2	3	5	2
WSH	11	5	4	9	4
WPG	6	0	2	2	2
<b>TOTAL</b>	<b>337</b>	<b>88</b>	<b>118</b>	<b>206</b>	<b>96</b>

### CAREER

Entering his seventh professional season...Signed four-year contract extension with Detroit on July 10, 2015...Made his NHL debut on November 1, 2011 vs. Minnesota...Registered his first career NHL point (assist) on January 3, 2012 vs. Dallas...Scored his first NHL goal on March 26, 2012 vs. Columbus...Named to the Hockey East First All-Star Team twice (2010, 2011) and to the Hockey East All-Rookie Team (2009)...Chosen as a Hobey Baker Award finalist two consecutive years (2010, 2011)...Led the NCAA in scoring as a sophomore registering 61 points (19-42-61) in 39 games...Won 2013 Calder Cup championship with the Grand Rapids Griffins.

### BY SEASON

**2016-17:** Finished second on the team in scoring with 48 points (12-36-48) in 76 games...Ranked among team leaders with 76 games played (7th), 12 goals (9th), 36 assists (2nd), nine power-play points (5th), two game-winning goals (T4th), 165 shots on goal (4th) and 17:16 time on ice (10th overall/2nd among forwards)...His 36 assists established a new career high...Had points in seven-of-eight games to start the season...Posted back-to-back multi-point games and game-winning goals on 10/21 vs. Nashville and 10/22 vs. San Jose...Missed six games due to a suspension from 2/15-3/3...Notched a pair of three-point games on 1/14 vs. Pittsburgh and 3/10 vs. Chicago, the latter of which was one of three instances during the season where a Red Wings player recorded three assists...Reached 200 NHL points on 3/27 at Carolina...Finished with 19 points (5-14-19) in his final 20 games of the season, including seven multi-point games.

**2015-16:** Skated in all 82 games for the second-straight season and recorded 43 points...Ranked among Red Wings leaders with 17 goals (4th), 26 assists (4th), 43 points (5th), seven power play goals (T2nd), three game-winning goals (T4th) and 161 shots (7th)...Scored Detroit's first-ever three-on-three overtime goal on 10/25 at Vancouver and also recorded an overtime winner on ...Had points in six of seven games from 10/10-10/24...Played in his 200th NHL game on 11/21 at St. Louis...Reached 150 NHL points on 3/2 vs. Chicago...Scored one goal in five postseason games...Racked up eight points (7-1-8) in eight games for Sweden at the 2016 IIHF World Championship, leading the entire tournament in goals.

**2014-15:** Topped his offensive totals from his first full NHL season and picked up 54 points (27-27-54) in 82 games...Was one of five Red Wings to skate in all 82 games...Tied for 27th in the NHL in goals and tied for third with 14 power-play goals...Also ranked among Red Wings leaders with 27 goals (2nd), 27 assists (T5th), 54 points (4th), 14 power-play goals (1st), 24 power-play points (T2nd), four game-winning goals (4th), 195 shots (3rd), a 13.9 shooting percentage (3rd), 16:39 TOI (10th), 57 blocked shots (8th) and 34 takeaways (3rd)...Was Detroit's top shootout performer, converting on 8-of-13 attempts (57.1%)...Had a goal in each of the club's first four games, 10/9-10/17...Equaled a personal best with three assists on 12/23 vs. Buffalo...Recorded the overtime-winning goal on 12/27 at Ottawa...Scored his 50th career goal on 1/18 vs. Buffalo...Reached 100 NHL points on 2/7 at Arizona...Picked up two points (1-1-2) in seven postseason games.



# 14 GUSTAV NYQUIST

CONTINUED



**2013-14:** Led Detroit in goals (28) and tied for third on the team with 48 points (28-20-48) despite starting the season in Grand Rapids...Also ranked among team leaders with a +16 rating (2nd), six game-winning goals (1st) 153 shots (2nd), an 18.3 shooting percentage (1st), nine power-play points (6th) and 34 takeaways (3rd)...Scored just 17 seconds into his season debut on 11/21 vs. Carolina and added the game-winning goal in the third period...Scored in four-straight games during five-game point streak (4-3-7) from 1/20-1/26 and was named NHL's 2nd Star of the Week on 1/27...Tallied first career hat trick during season-best four-point night (3-1-4) on 2/2 at Washington...Matched season best with four points (1-3-4) on 3/7 vs. New Jersey...Posted a six-game goal streak from 3/16-3/25, Detroit's longest all season and the NHL's third-longest of the year...Tallied team-best 10-game point streak from 3/16-4/2, totaling 14 points (12-2-14)...Was named NHL's First Star of the Week on 3/25 and Second Star of the Month on 4/1...Led the NHL in goals from 1/20 to the end of the regular season and amassed 36 points (23-13-36) in that stretch...Posted 11 multi-point games...Named to Swedish roster for 2014 Winter Olympics in Sochi, Russia, due to injury to Johan Franzen...Skated in six games and won a silver medal with Sweden...Also represented his country at the 2014 IIHF World Championship in Minsk, Belarus, earning a bronze medal with six points (4-2-6) in 10 games...Led Grand Rapids with 21 points (7-14-21) in 15 games before mid-November call-up to Detroit.

**2012-13:** Split his second professional season between Detroit and the Grand Rapids Griffins...Suited up in 22 games

with the Red Wings...Picked up six points (3-3-6)...Averaged 13:02 TOI...Appeared in all 14 playoff games...Notched five points (2-3-5)...Tied for third on the team in the postseason with a +3 rating...Registered the overtime-winning goal during Game 2 of the Western Conference Quarterfinals at Anaheim...Became the first rookie in franchise history to register two overtime points in one playoff year after also assisting on Damien Brunner's winner in Game 4 of the WCQ vs. Anaheim...Led the Griffins in scoring with 60 points (23-37-60) in 58 games...Led the AHL in scoring before being recalled on 3/19 and finished tied for 12th...Posted three-straight three-point games from 2/23-3/1...Represented Grand Rapids at the AHL All-Star Classic...Named to the AHL First All-Star Team...Recorded seven points (2-5-7) in 10 AHL playoff games...Won the Calder Cup with the Griffins.

**2011-12:** Played in 18 games for Detroit, registering seven points (1-6-7)...Made his NHL debut on 11/1 vs. Minnesota...Registered his first career NHL point (assist) on 1/3 vs. Dallas...Scored first career NHL goal on 3/26 vs. Columbus...Appeared in four postseason games for Detroit in Western Conference Quarterfinals vs. Nashville...Averaged 8:51 TOI during the playoffs...Selected for the 2012 AHL All-Star Classic, becoming the first Griffins rookie forward to play in an all-star game since 2002...Set Griffins' all-time rookie scoring record (56GP, 22-36-58)...Tied for Griffins' scoring lead (58 points) despite appearing in just 56 games...Tied for Griffins team lead with seven PPG...His 22 goals ranked second on Grand Rapids.



# 14 GUSTAV NYQUIST

CONTINUED

**2010-11:** Topped Maine in scoring for a third consecutive season with 51 points (18-33-51) in 36 games...Tied for fifth in the NCAA with 33 assists...Earned his second straight Hobey Baker Award nomination...Named an NCAA Second-Team All-American and a Hockey East First-Team All-Star...Recorded his first collegiate hat trick vs. New Hampshire 2/4...Tallied points in each of his first 10 games, putting up 15 points (4-11-15) in that span...Registered at least two points in each of his team's last eight games, collecting 15 points (5-10-15)...Joined the Griffins on a tryout following his college season and recorded an assist in his debut, 3/25 against Texas...Scored his first professional goal the next night (3/26) vs. Texas...Appeared in eight contests with Grand Rapids and contributed four points (1-3-4).

**2009-10:** Led the NCAA in scoring as a sophomore at Maine with 61 points (19-42-61) in 39 games...Nominated for the Hobey Baker Award, finishing second to Wisconsin's Blake Geoffrion...Named an NCAA First-Team All-American and a Hockey East First-Team All-Star, and finished second in voting for Hockey East Player of the Year...Set a career high for points when he notched five (1-4-5) in a 2/19 contest against Massachusetts-Lowell, part of a five-game span that saw him amass 14 points (3-11-14)...Registered points in 32 of 39 games.

**2008-09:** Played in 38 games and led Maine in scoring with 32 points (13-19-32)...Earned a spot on the Hockey East All-Rookie Team...Named Hockey East Rookie of the Month for December...Finished second in Hockey East rookie scoring



and 13th in overall conference scoring.

## PERSONAL

Gustav returns to Malmö, Sweden, during the offseason... He studied business and finance during college...His charity program, "14's Friends," rents a suite for a game every season to host families staying at Ronald McDonald House Detroit and Ann Arbor...He is active in the Salvation Army's annual fundraising efforts, serving as a bell ringer during the last two holiday seasons... He enjoys watching soccer and tennis and played golf, tennis and soccer growing up...He wants to stay involved with hockey after his playing career as a scout or a coach...His hockey hero as a youth was Peter Forsberg.

## CAREER HIGHLIGHTS

### FIRSTS

FIRST GP:.....11/01/2011 DET 1 VS MIN 2  
FIRST ASST:.....01/03/2012 DET 5 AT DAL 4  
FIRST GOAL:.....03/26/2012 DET 7 VS CBJ 2

### MOSTS.....MOST RECENTLY

GOALS: 3 (1X).....02/02/2014 DET 5 AT WAS 6  
ASSISTS: 3 (3X).....03/10/2017 DET 4 VS CHI 2  
POINTS: 4 (2X).....03/07/2014 DET 7 VS NJ 4 (1G-3A)

SOG: 8 (1X).....03/07/2014 DET 7 VS NJ 4  
PIM: 6 (1X).....04/25/2013 DET 5 VS NSH 2  
HAT TRICKS: 1.....02/02/2014 DET 5 AT WAS 6 (3G)  
MULTI-PT GAMES: 42 ..04/09/2017 DET 4 VS NJ 1 (0G-2A)

### LONGEST PERSONAL STREAKS:

GOALS: 6 (1X).....03/16/2014 03/25/2014 (9G)  
ASSISTS: 4 (1X).....01/17/2015 01/27/2015 (4A)  
PTS: 10 (1X).....03/16/2014 04/02/2014 (12G-2A)

## CAREER STATS

## REGULAR SEASON

## PLAYOFFS (BOLD)

SEASON	CLUB	LEAGUE	GP	G	A	P	PM	GP	G	A	P	PM
2011-12	DETROIT	NHL	18	1	6	7	2	4	0	0	0	0
2012-13	DETROIT	NHL	22	3	3	6	6	14	2	3	5	2
2013-14	DETROIT	NHL	57	28	20	48	10	5	0	0	0	0
2014-15	DETROIT	NHL	82	27	27	54	26	7	1	1	2	2
2015-16	DETROIT	NHL	82	17	26	43	34	5	1	0	1	6
2016-17	DETROIT	NHL	76	12	36	48	18	0	0	0	0	0
<b>DETROIT TOTALS</b>			<b>337</b>	<b>88</b>	<b>118</b>	<b>206</b>	<b>96</b>	<b>35</b>	<b>4</b>	<b>4</b>	<b>8</b>	<b>10</b>
<b>NHL TOTALS</b>			<b>337</b>	<b>88</b>	<b>118</b>	<b>206</b>	<b>96</b>	<b>35</b>	<b>4</b>	<b>4</b>	<b>8</b>	<b>10</b>



# 2017-18 DETROIT RED WINGS PLAYER ROSTER



## 61 XAVIER OUELLET

**6-1, 208 lbs., Defense, Shoots Left**  
**Born: Bayonne, France – July 29, 1993**  
**Last Amateur Club: Blainville-Boisbriand Armada (QMJHL)**

**BECAME A RED WING:** Second round (48th overall) in the 2011 NHL Entry Draft

### CAREER STATS VS. NHL

TEAM	GP	G	A	PTS	PIM
ANA	2	1	1	2	6
ARI	2	0	0	0	0
BOS	4	1	1	2	4
BUF	5	0	0	0	2
CGY	2	0	0	0	0
CAR	2	0	0	0	0
CHI	2	1	0	1	0
COL	2	0	0	0	0
CBJ	4	0	0	0	0
DAL	2	0	0	0	5
DET	0	0	0	0	0
EDM	2	0	0	0	0
FLA	6	0	0	0	2
L.A.	2	0	0	0	0
MIN	3	1	2	3	2
MTL	4	0	0	0	0
NSH	2	0	0	0	0
NJ	4	1	1	2	2
NYI	5	0	0	0	0
NYR	4	0	0	0	2
OTT	6	0	1	1	2
PHI	3	0	0	0	17
PIT	4	0	1	1	2
STL	3	0	0	0	2
SJ	2	0	0	0	0
TB	6	0	0	0	9
TOR	6	0	2	2	0
VAN	2	0	1	1	0
WSH	2	0	0	0	0
WPG	3	0	1	1	0
<b>TOTAL</b>	<b>96</b>	<b>5</b>	<b>11</b>	<b>16</b>	<b>57</b>

### CAREER

Entering his second full NHL season and his fifth season as a professional...Signed a two-year contract on July 3, 2017...Two-time AHL All-Star with the Griffins (2015 and 2016)...Two-time QMJHL First All-Star Team (2012 and 2013)...Named to QMJHL All-Rookie Team in 2010...Represented Canada internationally on two occasions, winning gold at the 2011 Ivan Hlinka Memorial Tournament and skating at the 2013 IIHF World Junior Championship.

### BY SEASON

**2016-17:** Logged 66 games for the Red Wings during his first full NHL season and picked up 12 points (3-9-12) and 51 penalty minutes...Finished 10th on the team in games played, fourth in plus/minus (plus-2) and fourth in penalty minutes...Scored his first goal of the season during his first career multi-point game on 12/17 vs. Anaheim...Played a season-high 24:32 on 12/23 vs. Florida...Recorded his first career multi-assist game on 2/12 at Minnesota.

**2015-16:** Made five appearances for the Red Wings, picking up one assist and two penalty minutes...Set an AHL career-high with 29 points (4-25-29) in addition to 66 penalty minutes in 61 games for the Griffins...Ranked second on the Griffins with a plus-18 rating...Became the second player in Griffins history to be named to two All-Star Games and contributed four points (2-2-4) during the event in 2016...Contributed four points (2-2-4) and six penalty minutes in nine games with the Griffins during the AHL Calder Cup Playoffs.

**2014-15:** Split the season between the NHL and AHL, picking up three points (2-1-3) and two penalty minutes in 21 games with the Red Wings and 16 points (1-15-16) and 24 penalty minutes in 52 games with the Griffins...With Detroit, he picked up his first NHL point with an assist on 11/22 at Toronto and scored his first goal on 11/28 at New Jersey (Cory Schneider)...Named to the AHL All-Star Classic but did not play due to being on recall with Detroit...Appeared in 16 postseason games for Grand Rapids, leading the team's defensemen with six points (1-5-6) and pacing the team with a plus-six rating.

**2013-14:** Made his NHL debut with Detroit on 11/22 vs. San Jose...Made four total appearances with the Red Wings, picking up two penalty minutes...Made his NHL postseason debut in Detroit's first-round series against Boston...Spent a majority of the season with the AHL's Grand Rapids Griffins, picking up 17 points (4-13-17) and 22 penalty minutes...Made his professional debut on 10/4 at Rochester, picked up his first point as a pro on 10/18 vs. Milwaukee and scored his first professional goal on 11/22 at Iowa (Johan Gustafsson)...Skated in eight postseason games, picking up four penalty minutes.

**2012-13:** Served as a "black ace" with Grand Rapids for the first three rounds of the 2013 Calder Cup Playoffs following the conclusion of his junior career...Skated in 50 games from the QMJHL's Blainville-Boisbriand Armada...Notched 41 points (10-31-41) to place second among the team's blueliners, ninth overall and 15th among QMJHL defensemen in scoring...Ranked among the Armada's leaders with 31 assists (6th), nine power






# 61 XAVIER OUELLET

CONTINUED

play goals (2nd) and 14 power play assists (3rd)...Represented Canada at the World Junior Championship in Ufa, Russia, totaling three points (1-2-3) in six contests...Registered 16 points (7-9-16) in 15 games for Blainville-Boisbriand in the postseason, finishing as the second-highest scoring defenseman in the league...Represented the QMJHL at the CHL Canada-Russia Subway Super Series...Named a QMJHL First-Team All-Star for the second-straight year.

**2011-12:** Suited up in 63 games for the Blainville-Boisbriand Armada, as the Montreal Juniors relocated in the offseason...Ranked among the QMJHL's top blueliners with 21 goals (2nd), 39 assists (T5th), 60 points (3rd), 10 power play goals (4th), 22 power play assists (2nd), two shorthanded goals (T1st), 202 shots (2nd) and a 0.286 shootout percentage (4th)...Captained his team and placed among their leaders in goals (3rd), assists (2nd), points (2nd), plus-minus (plus-16, 4th), penalty minutes (67, 4th), power play goals (1st), shorthanded goals (1st) and shots (2nd)... Named QMJHL First Star of the Month after compiling 16 points (4-12-16) in 11 January games...Racked up 25 points (9-16-25) in a 16-game stretch, 12/27-2/4...Contributed 10 points (3-7-10) in 11 postseason outings...Represented the QMJHL at the CHL Canada-Russia Subway Super Series...Named a QMJHL First-Team All-Star and as a finalist for the Emile (Butch) Bouchard Trophy for the league's top defenseman.

**2010-11:** Tallied 43 points (8-35-43) in 67 games with the Montreal Juniors...Finished fourth on the team in assists and was second in points among defensemen...Tied for 16th in the QMJHL in points by a defenseman...Also ranked among team



leaders with a plus-27 rating (2nd), 11 power play assists (T5th) and 135 shots (7th)...Racked up 12 points (1-11-12) in the first six games of the season, 9/10-9/25...Appeared in the CHL Top Prospects Game.

**2009-10:** Skated in 43 games with the QMJHL's Montreal Juniors in his first junior season...Ranked third among the club's defensemen and ninth among QMJHL rookie blueliners with 16 points (2-14-16)...Picked up three assists in seven playoff games...Named to the QMJHL All-Rookie Team.

## PERSONAL

Xavier and his girlfriend, Liz, welcomed their first child, daughter Thea, in July 2017...Born in France but was raised in Canada...He returns to Terrebonne, Quebec, in the offseason... His father, Robert Ouellet, enjoyed an 11-year professional career as a center in France and Germany from 1991-02.

## CAREER HIGHLIGHTS

### FIRSTS

FIRST GP: ..... 10/21/2013 DET 0 VS SJ 1  
FIRST ASST: ..... 11/22/2014 DET 1 AT TOR 4  
FIRST GOAL: ..... 11/28/2014 DET 5 AT NJ 4

### MOSTS:

GOALS: 1 (5X) ..... 03/10/2017 DET 4 VS CHI 2  
ASSISTS: 2 (1X) ..... 02/12/2017 DET 3 AT MIN 6  
POINTS: 2 (2X) ..... 02/12/2017 DET 3 AT MIN 6 (OG-2A)

### MOST RECENTLY

SOG: 5 (1X) ..... 02/21/2017 DET 1 VS NYI 3  
PIM: 17 (1X) ..... 12/11/2016 DET 0 VS PHI 1  
HAT TRICKS: ..... NONE  
MULTI-PT GAMES: 2 ..... 02/12/2017 DET 3 AT MIN 6 (OG-2A)

### LONGEST PERSONAL STREAKS:

GOALS: 1 (5X) ..... 03/10/2017 03/10/2017 (1G)  
ASSISTS: 1 (10X) ..... 02/28/2017 02/28/2017 (1A)  
PTS: 1 (14X) ..... 03/10/2017 03/10/2017

## CAREER STATS

## REGULAR SEASON

## PLAYOFFS (BOLD)

SEASON	CLUB	LEAGUE	GP	G	A	P	PM	GP	G	A	P	PM
2013-14	DETROIT	NHL	4	0	0	0	2	1	0	0	0	0
2014-15	DETROIT	NHL	21	2	1	3	2	0	0	0	0	0
2015-16	DETROIT	NHL	5	0	1	1	2	0	0	0	0	0
2016-17	DETROIT	NHL	66	3	9	12	51	0	0	0	0	0
<b>DETROIT TOTALS</b>			<b>96</b>	<b>5</b>	<b>11</b>	<b>16</b>	<b>57</b>	<b>1</b>	<b>0</b>	<b>0</b>	<b>0</b>	<b>0</b>
<b>NHL TOTALS</b>			<b>96</b>	<b>5</b>	<b>11</b>	<b>16</b>	<b>57</b>	<b>1</b>	<b>0</b>	<b>0</b>	<b>0</b>	<b>0</b>



# 2017-18 DETROIT RED WINGS PLAYER ROSTER



## 15 RILEY SHEAHAN

**6-3 • 226 lbs. • Center • Shoots Left**  
**Born: St. Catharines, Ontario – December 7, 1991**  
**Last Amateur Team: Notre Dame (CCHA – NCAA)**

**BECAME A RED WING:** First round (21st overall) of the 2010 NHL Entry Draft

### CAREER STATS VS. NHL

TEAM	GP	G	A	PTS	PIM
ANA	8	2	1	3	0
ARI	6	1	1	2	0
BOS	14	0	4	4	4
BUF	15	2	2	4	0
CGY	7	1	1	2	0
CAR	10	2	0	2	2
CHI	9	1	1	2	6
COL	7	0	3	3	2
CBJ	11	2	4	6	0
DAL	5	0	3	3	0
DET	0	0	0	0	0
EDM	7	2	2	4	0
FLA	14	2	5	7	0
L.A.	8	1	2	3	0
MIN	8	2	3	5	0
MTL	17	5	2	7	2
NSH	6	1	2	3	4
NJ	11	4	3	7	4
NYI	9	0	1	1	2
NYR	11	2	1	3	0
OTT	12	3	3	6	6
PHI	10	1	2	3	0
PIT	11	2	4	6	0
STL	9	1	2	3	4
SJ	6	0	1	1	0
TB	13	1	1	2	4
TOR	16	0	2	2	6
VAN	7	0	1	1	4
WSH	11	0	2	2	2
WPG	6	0	1	1	0
<b>TOTAL</b>	<b>284</b>	<b>38</b>	<b>60</b>	<b>98</b>	<b>52</b>

### CAREER

Entering his sixth professional season and fifth with the Red Wings...Made his NHL debut on April 7, 2012 vs. Chicago...Notched his first career NHL assist on December 21, 2013 at Toronto and scored his first goal on January 11, 2014 at Los Angeles...Selected as a finalist for the CCHA Best Defensive Forward Award with the University of Notre Dame in 2012...Won 2013 Calder Cup championship with the Grand Rapids Griffins.

### BY SEASON

**2016-17:** Skated in 80 games for Detroit and notched 13 points (2-11-13)...Was ninth on the team with 109 shots on goal, while ranking seventh with 81 hits and eighth with 20 takeaways...Endured a 79-game goal streak to score twice in the season finale on 4/9 vs. New Jersey, including the final goal ever at Joe Louis Arena...Logged 50th career assist on 10/17 vs. Ottawa...Appeared in his 250th NHL game on 1/24 at Boston.

**2015-16:** Appeared in 81 games for the Red Wings and placed sixth on the team in goals and ninth with 128 shots...Scored in back-to-back games from 12/22-12/26 during a three-game point streak from 12/20-12/26...Notched his first multi-point game of the season on 1/2 at Buffalo...Had his first career two-goal game on 3/24 vs. Montreal...Skated in his 200th NHL game on 4/1 vs. Minnesota...Matched a season best with a three-game point streak from 3/28-4/1...Recorded one assist in five postseason games.

**2014-15:** Skated in 79 games during his first full NHL season and tallied 36 points (13-23-36)...Ranked among team leaders with 79 games played (8th), 13 goals (7th), 23 assists (7th), 36 points (7th), five power-play goals (5th), 123 shots (7th) and a 10.6 shooting percentage (6th)...Tied a career best with a three-game point streak from 11/16-11/20, duplicating the feat from 2/18-2/23...Posted multi-assist games on 1/17 vs. Nashville and 1/27 at Florida, matching his personal best...Played his 100th NHL game and notched his 50th career point on 2/18 at Chicago...Recorded his first career playoff points by notching three points (2-1-3) during Detroit's first-round playoff series against Tampa Bay.

**2013-14:** Split his second professional season between Detroit and AHL Grand Rapids...Made his season Debut for Detroit on 12/17 vs. Anaheim and finished ninth on the team in scoring with 24 points (9-15-24) in 42 games...Placed fifth on the team with a +8 rating and ranked second with a 15.3 shooting percentage...Tied for 24th among NHL rookies in scoring...Recorded just six penalty minutes, tying with Pavel Datsyuk for fewest on the team among players who skated in more than 26 games...Recorded his first NHL points with two assists on 12/21 at Toronto...Notched his first NHL goal on 1/11 at Los Angeles (Jonathan Quick)...Tallied five multi-point games and ended the regular season on a season-best three-game point streak (3-0-3)...Also skated in 31 games for Grand Rapids and tallied 18 points (8-10-18)...Appeared in five playoff games for Detroit and returned to the Griffins to record five points (1-4-5) in eight postseason outings.



# 15 RILEY SHEAHAN

CONTINUED



**2012-13:** Skated in one late-season game for Detroit, logging 6:47 TOI and one shot on goal on 4/7 vs. St. Louis... Ranked among Griffins leaders as a rookie with 16 goals (6th), 20 assists (9th), 36 points (7th) six power-play goals (T5th), two shorthanded goals (T2nd) and four game-winning goals (3rd)...Racked up 10 points (7-3-10) over a nine-game stretch from 12/21-1/9...Won the Calder Cup with the Griffins...Tied for the AHL rookie lead in the postseason and for sixth overall with 16 points (3-13-16) in 24 games.

**2011-12:** Turned professional following his junior season at Notre Dame, making his professional debut with Grand Rapids on 3/22 at San Antonio...Debuted for the Red Wings in the team's final regular-season game on 4/7 vs. Chicago, recording four penalty minutes and three shots on goal... Skated in seven total games with the Griffins, showing

two points (1-1-2)...Finished his collegiate career with 25 points (9-16-25) in 37 games...Finished as runner-up to now-teammate Luke Glendening for CCHA Best Defensive Forward award.

**2010-11:** Recorded 22 points (5-17-22) in 40 games with the Fighting Irish as a sophomore, ranking seventh in club scoring...Helped Notre Dame reach the NCAA Frozen Four, where it lost in the semifinal round to eventual-champion Minnesota-Duluth.

**2009-10:** Tallied 17 points (6-11-17) for the University of Notre Dame as one of the youngest players in the NCAA, having started his freshman year at age 17...Tied for Fighting Irish scoring lead by a freshman...Scored his first collegiate goal in his first game on 10/9 vs. Alabama-Huntsville.



# 15 RILEY SHEAHAN

CONTINUED

## PERSONAL

Riley lives in St. Catharines, Ontario during the offseason... Related to Rocky DiPietro, a Hall of Fame CFL player...Riley will donate \$100 for every point he records during the 2017-18 season to the Michigan Humane Society's emergency rescue program as part of his charity program "Riley's Rescues." He also visits the Detroit MHS location once a month and adopted a dog himself during the 2014-15 campaign...Purchases season tickets with teammate Luke Glendening to host a child from a local Detroit Boys and Girls Club and their family at every game during the season, holding a meet-and-great with the family after each game...Volunteered for each of the last four MI Wings Community Tours, visiting pediatric patients and adult oncology patients at Covenant HealthCare in Saginaw, Mich., and participating in a school rally at Franklin Elementary School in Cadillac, Mich in September 2014; participating in therapy exercises at the MidMichigan Health Center in Midland, Mich., and stopping at the Camp Grayling Join Maneuver Training Center in Grayling, Mich., in September 2015; and surprising special education students in Muskegon, Mich., in September 2016...Hockey idols growing up were Steve Yzerman and Rick Nash.



## CAREER HIGHLIGHTS

### FIRSTS

FIRST GP: .....04/07/2012 DET 2 VS CHI 3  
FIRST ASST: .....12/21/2013 DET 5 AT TOR 4  
FIRST GOAL: .....01/11/2014 DET 3 AT LA 1

SOG: 6 (2X) .....02/23/2016 DET 2 VS CBJ 1  
PIM: 4 (3X) .....11/25/2016 DET 5 AT NJ 4  
HAT TRICKS: .....NONE  
MULTI-PT GAMES: 15 .....04/09/2017 DET 4 VS NJ 1 (2G-0A)

### MOSTS:

### MOST RECENTLY

GOALS: 2 (2X) .....04/09/2017 DET 4 VS NJ 1  
ASSISTS: 2 (5X) .....01/27/2015 DET 5 AT FLA 4  
POINTS: 2 (15X) .....04/09/2017 DET 4 VS NJ 1 (2G-0A)

### LONGEST PERSONAL STREAKS:

GOALS: 3 (1X) .....04/09/2014 04/13/2014 (3G)  
ASSISTS: 2 (13X) .....10/30/2016 11/02/2016 (2A)  
PTS: 3 (5X) .....03/28/2016 04/01/2016 (2G-2A)

## CAREER STATS


## REGULAR SEASON

## PLAYOFFS (BOLD)

SEASON	CLUB	LEAGUE	GP	G	A	P	PM	GP	G	A	P	PM
2011-12	DETROIT	NHL	1	0	0	0	4	0	0	0	0	0
2012-13	DETROIT	NHL	1	0	0	0	0	0	0	0	0	0
2013-14	DETROIT	NHL	42	9	15	24	6	5	0	0	0	0
2014-15	DETROIT	NHL	79	13	23	36	16	7	2	1	3	2
2015-16	DETROIT	NHL	81	14	11	25	12	5	0	1	1	4
2016-17	DETROIT	NHL	80	2	11	13	14	0	0	0	0	0
<b>DETROIT TOTALS</b>			<b>284</b>	<b>38</b>	<b>60</b>	<b>98</b>	<b>52</b>	<b>17</b>	<b>2</b>	<b>2</b>	<b>4</b>	<b>6</b>
<b>NHL TOTALS</b>			<b>284</b>	<b>38</b>	<b>60</b>	<b>98</b>	<b>52</b>	<b>17</b>	<b>2</b>	<b>2</b>	<b>4</b>	<b>6</b>



# 2017-18 DETROIT RED WINGS PLAYER ROSTER



## 62 RYAN SPROUL

**6-4, 211 lbs., Defense, Shoots Right**

**Born: Mississauga, Ontario – January 13, 1993**

**Last Amateur Club: Sault Ste. Marie Greyhounds (OHL)**

**BECAME A RED WING:** Second round (55th overall) in the 2011 NHL Entry Draft

### CAREER STATS VS. NHL

TEAM	GP	G	A	PTS	PIM
ANA	1	0	1	1	0
ARI	0	0	0	0	0
BOS	1	0	0	0	0
BUF	1	0	1	1	0
CGY	2	0	0	0	0
CAR	1	0	0	0	0
CHI	1	0	0	0	0
COL	0	0	0	0	0
CBJ	0	0	0	0	0
DAL	1	0	0	0	2
DET	0	0	0	0	0
EDM	1	0	0	0	0
FLA	2	0	0	0	2
L.A.	2	0	0	0	0
MIN	0	0	0	0	0
MTL	1	0	0	0	0
NSH	1	0	1	1	0
NJ	1	0	0	0	0
NYI	0	0	0	0	0
NYR	0	0	0	0	0
OTT	0	0	0	0	0
PHI	0	0	0	0	0
PIT	2	0	0	0	0
STL	2	0	0	0	0
SJ	2	0	1	1	0
TB	2	1	1	2	0
TOR	0	0	0	0	0
VAN	1	0	0	0	2
WSH	3	0	1	1	0
WPG	0	0	0	0	0
<b>TOTAL</b>	<b>28</b>	<b>1</b>	<b>6</b>	<b>7</b>	<b>6</b>

### CAREER

Entering his second full NHL season and fifth year as a pro...2014 AHL All-Rookie Team...2013 CHL Defenseman of the Year, OHL Max Kaminsky Trophy (most outstanding defenseman)...2013 OHL First-Team All-Star...2012 OHL Third-Team All-Star...2011 OHL Second All-Rookie Team.

### BY SEASON

**2016-17:** Limited to 27 games played due to a knee injury but spent the full season in the NHL for the first time in his career...Made his season debut on 10/21 vs. Nashville in his first NHL game in over two-and-a-half years...Picked up assists in each of his first two games of the season, 10/21-10/22, the first of which was his first career point...Scored his first NHL goal (Ben Bishop) during his first career multi-point game on 11/15 vs. Tampa Bay...Suffered a season-ending knee injury on 3/7 at Edmonton.

**2015-16:** Enjoyed his most productive AHL season, setting career highs in all offensive categories (12-23-35) in 75 games with the Griffins...Was the Griffins' second-highest scoring defenseman...Tied for second on the team with seven power-play goals and ranked third in power-play assists (8) and shots (173)...Scored at a point-per-game pace during the Griffins' playoff run, racking up nine points (2-7-9) in nine games to finish second on the team in playoff scoring.

**2014-15:** Logged 24 points (5-19-24) and 26 penalty minutes in 66 games with the Griffins as a second-year pro...Finished third among Griffins defensemen in points...Ranked third on the team with 158 shots...Produced a professional career-long five-game point streak from 12/7-12/19...Scored an overtime winner on 12/30 at Chicago...Skated in five Calder Cup Playoff games.

**2013-14:** Named to the AHL All-Rookie Team after notching 32 points (11-21-32) and 49 penalty minutes in 72 games as a first-year pro...Also made his NHL debut with the Red Wings on 4/13 at St. Louis...Finished seventh on the Griffins in points...Scored twice in the season opener, 10/4 at Rochester...Racked up three assists on 11/6 vs. Rockford...Produced five points (2-3-5) in 10 postseason games...Scored a double-overtime winner in the playoffs on 4/25 at Abbotsford and racked up three points (1-2-3) the following night, 4/26 at Abbotsford.

**2012-13:** Served as a "black ace" with Grand Rapids for the first two rounds of the 2013 Calder Cup Playoffs...Made his AHL debut on 4/20 at Lake Erie and appeared in two late-season games with the Griffins...Led OHL defensemen and finished second on the Sault Ste. Marie Greyhounds with 66 points (20-46-66) en route to capturing CHL Defenseman of the Year honors (Max Kaminsky Trophy)...Also ranked among team leaders with 20 goals (15th), 46 assists (2nd) and 11 power play goals (2nd)...Picked up eight points (1-7-8) in the first four games of the season, 9/21-9/29...Followed up an eight-game point streak (4-8-12 from 11/21-12/8) with a nine-game point streak (8-4-12





# 62 RYAN SPROUL

CONTINUED

from 12/14-1/6)...Recorded his second OHL hat trick, 12/31 vs. Saginaw...Tied his season high with a nine-game scoring streak, registering 19 points (5-14-19) from 1/18-2/9... Tallied a five-point game (2-3-5) on 2/1 at Plymouth...Racked up 28 points (6-22-28) in a 14-game span, 1/18-2/22...Registered five points (2-3-5) in six postseason games...Named to OHL First All-Star Team.

**2011-12:** Ranked third on Sault Ste. Marie and tied for third among OHL defensemen with 54 points (23-31-54) in 61 games...Led the league's blueliners in goals...Ranked among team leaders with 23 goals (3rd), 31 assists (3rd), a plus-16 rating (1st), eight power play goals (3rd) and two shorthanded goals (1st)...Recorded 20 points (11-9-20) in the final 16 games of the season...Represented the OHL in the CHL Canada-Russia Subway Super Series...Named to the OHL Third All-Star Team.

**2010-11:** Broke into the OHL with Sault Ste. Marie and recorded 33 points (14-19-33) in 61 games...Led all Greyhounds defensemen and rookies in scoring and placed eighth on the team in scoring overall... Ranked 14th in the league in rookie scoring...Tallied a hat trick during a four-point night, 1/29 vs. Belleville...Notched his second four-point game (1-3-4) of the season, 3/4/11 at Sarnia...Named to the OHL Second All-Rookie Team.

**2009-10:** Limited to 15 regular season games between the Bramalea Blues and Vaughan Vipers in the Ontario Jr. A ranks...Recorded one assist in seven games with Bramalea and a goal and an assist in eight games with Vaughan.



## PERSONAL

Ryan lives in Toronto, Ontario, in the summer...Greatest hockey memory is being named the best defenseman in the Canadian Hockey League in 2013...Began playing hockey as a forward...Idolized Martin St. Louis as a youth before hitting a growth spurt in his mid-teens...Enjoys listening to country music.

## CAREER HIGHLIGHTS

### FIRSTS

FIRST GP: .....04/13/2014 DET 3 AT STL 0  
FIRST ASST: .....10/21/2016 DET 5 VS NSH 3  
FIRST GOAL: .....11/15/2016 DET 3 VS TB 4

### MOSTS:

GOALS: 1 (1X) .....11/15/2016 DET 3 VS TB 4  
ASSISTS: 1 (6X) .....02/09/2017 DET 3 AT WSH 6  
POINTS: 2 (1X) .....11/15/2016 DET 3 VS TB 4 (1G-1A)

### MOST RECENTLY

SOG: 5 (1X) .....10/22/2016 DET 3 VS SJ 0  
PIM: 2 (3X) .....02/28/2017 DET 3 AT VAN 2  
HAT TRICKS: .....NONE  
MULTI-PT GAMES: 1 .....11/15/2016 DET 3 VS TB 4 (1G-1A)

### LONGEST PERSONAL STREAKS:

GOALS: 1 (1X) .....11/15/2016 11/15/2016 (1G)  
ASSISTS: 2 (1X) .....10/21/2016 10/22/2016 (2A)  
PTS: 2 (1X) .....10/21/2016 10/22/2016 (1G-2A)

## CAREER STATS


## REGULAR SEASON

## PLAYOFFS (BOLD)

SEASON	CLUB	LEAGUE	GP	G	A	P	PM	GP	G	A	P	PM
2013-14	DETROIT	NHL	1	0	0	0	0	0	0	0	0	0
2016-17	DETROIT	NHL	27	1	6	7	6	0	0	0	0	0
<b>DETROIT TOTALS</b>			<b>28</b>	<b>1</b>	<b>6</b>	<b>7</b>	<b>6</b>	<b>0</b>	<b>0</b>	<b>0</b>	<b>0</b>	<b>0</b>
<b>NHL TOTALS</b>			<b>28</b>	<b>1</b>	<b>6</b>	<b>7</b>	<b>6</b>	<b>0</b>	<b>0</b>	<b>0</b>	<b>0</b>	<b>0</b>



# 2017-18 DETROIT RED WINGS PLAYER ROSTER



## 21 TOMAS TATAR

**5-10, 185 lbs., Left Wing, Shoots Left**  
**Born: Ilava, Slovakia – December 1, 1990**  
**Last Amateur Club: Trencin (Slovakia U-20)**

**BECAME A RED WING:** Second round (60th overall) in the 2009 NHL Entry Draft

### CAREER STATS VS. NHL

TEAM	GP	G	A	PTS	PIM
ANA	9	5	2	7	0
ARI	6	2	5	7	0
BOS	16	7	6	13	2
BUF	16	8	2	10	4
CGY	10	2	1	3	2
CAR	11	3	4	7	4
CHI	10	7	2	9	8
COL	8	3	3	6	4
CBJ	15	2	3	5	4
DAL	8	1	5	6	2
DET	0	0	0	0	0
EDM	11	3	2	5	0
FLA	17	4	5	9	8
L.A.	10	4	2	6	2
MIN	9	3	1	4	4
MTL	17	3	3	6	4
NSH	10	6	3	9	4
NJ	12	4	2	6	2
NYI	13	4	8	12	8
NYR	11	1	1	2	0
OTT	17	5	7	12	14
PHI	12	4	2	6	2
PIT	13	2	3	5	10
STL	10	2	3	5	10
SJ	9	3	2	5	0
TB	18	1	3	4	4
TOR	17	2	4	6	6
VAN	10	3	3	6	6
WSH	12	2	3	5	8
WPG	8	3	5	8	0
<b>TOTAL</b>	<b>345</b>	<b>99</b>	<b>95</b>	<b>194</b>	<b>112</b>

### CAREER

Entering his ninth professional season in North America...In the first year of a new-four year contract signed in August 2017...Made his NHL debut and registered his first career NHL goal on his first shot, December 31, 2010 vs. NY Islanders...Made his Olympic debut for Slovakia at the 2014 Winter Games in Sochi, Russia...Represented Slovakia at the IIHF World Championships in 2010, 2012 and 2014...Skated for Slovakia at the World Junior Championships in 2009 and 2010...Won 2013 Calder Cup championship with the Grand Rapids Griffins...Skated for Team Europe at the 2016 World Cup of Hockey.

### BY SEASON

**2016-17:** One of only three Red Wings to play in all 82 games...Led the team in goals (25) and game-winning goals (5) and finished among Red Wings leaders with 21 assists (6th), 46 points (3rd), five power-play goals (T1st) and 166 shots (3rd)...Recorded his third straight 20-plus goal season...Tied a career best three-game goal streak from 3/16-3/20...Produced a team-best four three-point games: 3/18 vs. Colorado, 3/10 vs. Chicago, 1/18 vs. Boston and 12/17 vs. Anaheim...Tallied his first career hat trick on 12/17 vs. Anaheim...Had 10 multi-point games...Played in his 300th career game on 1/1 vs. Toronto...Represented Team Europe at the 2016 World Cup of Hockey, picking up three points (3-0-3) in five games.

**2015-16:** Ranked among Red Wings leaders with 81 games played (T4th), 21 goals (2nd), 24 assists (5th), 45 points (T3rd), a plus-four rating (T4th), seven power-play goals (T2nd), three game-winning goals (T4th), 165 shots (T3rd) and a 12.7 shooting percentage (2nd)...Played a season-high 20:15 TOI on 10/24 at Vancouver, recording two points (1-1-2)...Skated in his 200th NHL game from 11/16 at Ottawa...Posted four-game point streaks from 11/20-11/27 and 2/3-2/8...Notched nine multi-point games...Paced Detroit with three points (0-3-3) in five postseason games.

**2014-15:** Set career highs in all offensive categories, notching 29 goals, 27 assists and 56 points... Was one of five Red Wings to skate in all 82 regular-season games... Led Detroit in goals and game-winning goals (7) and ranked among team leaders with 27 assists (T5th), 56 points (3rd), a plus-six rating (T5th), 28 penalty minutes (10th), nine power-play goals (2nd), 211 shots (2nd) and 27 takeaways (5th)...Also tied for 16th in the NHL in goals, for 23rd in power play goals and for eighth in game-winning goals... Scored on three-of-nine shootout attempts (33.3%)...Established a new personal best with a six-game point streak from 11/14-11/24, while matching a career high with a three-game goal streak from 11/18-11/22...Honored as the NHL's Second Star of the Week on two occasions, notching five points (4-1-5) over a three game span (including two game-winning goals) for the week ending 11/23 and scoring five goals and recording seven points over a four-game span for the week ending 1/19...Notched his first career three-point game (2-1-3) on 1/17 vs. Nashville and duplicated that feat (1-2-3) on 2/7 at Arizona, scoring the game-winning goal in both contests...Reached 50 NHL goals (3/20 at Tampa Bay) and 100 points (3/29 at NY Islanders) in a nine-day span...Tied for second on Detroit with four points (3-1-4) in seven playoff games...Notched his first postseason



# 21 TOMAS TATAR

CONTINUED



goal/point on 4/18 at Tampa Bay and registered a two-goal game on 4/27 vs. Tampa Bay.

**2013-14:** Skated in 73 games for Detroit during his first full NHL season...Ranked among team leaders with 19 goals (2nd), 20 assists (15th), 39 points (6th), a +12 rating (3rd), three game-winning goals (14th), 158 shots (1st) and a 10.7 shooting percentage (5th)...Also placed among Detroit's leaders with 81 hits (7th) and 41 takeaways (2nd)...Notched his first goal of the season and the game-winning goal on 10/30 at Vancouver...Set a career best with a three-game point streak (2-1-3) from 10/30-11/2...Tallied his first NHL two-goal game on 12/4 vs. Philadelphia and matched that on 3/27 vs. Montreal...Posted a three-game goal streak from 1/4-1/11...Registered three-straight two-point games (3-3-6) from 3/23-3/27...Finished the season on a three-game point streak (0-3-3) from 4/9-4/13, his fifth three-game point streak of the season...Had 11 multi-point games...Recorded two shootout-clinching goals...Made Slovakia's Olympic Team and tied for second on the club in two points (1-1-2) in four games...Also represented his country at the IIHF World Championship in Minsk, Belarus, and placed second with eight points (4-4-8) in seven games.

**2012-13:** Appeared in 18 games for Detroit...Registered seven points (4-3-7), a +2 rating and four PIM...Averaged 11:22 TOI...Recorded his first NHL assist on 2/7 vs. Calgary...Notched his first multi-point game with two points (1-1-2) on 2/15 vs. Anaheim...Scored in back-to-back games for the first time from 2/13-2/15...Did not see action in the postseason...

Skated in 61 games with the Grand Rapids Griffins...Ranked among team leaders with 23 goals (T2nd), 26 assists (4th), 49 points (2nd) and seven power-play goals (T3rd)...Suited up in all 24 of Grand Rapids' playoff games and helped the team to a Calder Cup championship...Awarded Jack A. Butterfield Trophy as postseason MVP...Set a franchise record for goals in a playoff year with 16...Led the Griffins with 21 points (16-5-21)...Recorded five goals during the Calder Cup Finals.

**2011-12:** Appeared in 76 games for Grand Rapids...Recalled to Detroit three times during the season but did not appear in any NHL games...Tied for the Griffins team lead with a career-high 58 points (24-34-58)...Tied a career high and led Grand Rapids with 24 goals and set a new career high and ranked fifth on the team with 34 assists...Paced all Grand Rapids players with 224 shots on goal...Registered a +4 rating and tied a career-high with 45 PIM...Tallied three power-play goals...Played for Slovakia at the 2012 IIHF World Championships...Registered five points (2-3-5) in 10 games...Finished World Championships with a +1 rating, 18 shots on goal and averaged 13:59 TOI per game.

**2010-11:** Skated in nine games for Detroit...Made his NHL debut and registered his first career goal on his first shot, 12/31 vs. NY Islanders...Finished season with one point (1-0-1) in nine games for the Red Wings...Appeared in 70 games for Grand Rapids...Finished second on the team with 57 points (24-33-57)...Placed among the Griffins' team leaders with 24 goals (tied 2nd), 33 assists (2nd), a +14 rating (3rd), six power-play goals (tied 3rd) and five game-winning goals



# 21 TOMAS TATAR

CONTINUED

(1st)...Set a Grand Rapids franchise record recording seven points (2-5-7) in one game on 11/27 at Chicago, becoming the first AHL player to collect seven points in one game since 11/4...Also set a franchise record that same night with a +7 rating while tying marks for assists in a game (5), points in a period (4 in the second period) and assists in a period (3 in the second period).

**2009-10:** Played in 58 games for Grand Rapids...AHL's youngest player in 2009-10...Became the first Red Wings draft pick to begin the season in Grand Rapids the same year he was drafted...Registered 32 points (16-16-32) to lead all Grand Rapids rookies in scoring...Tied for fifth on the squad with 16 goals and third with three game-winning goals...Registered his first AHL point (assist) in his AHL debut on 10/18 at San Antonio...Scored his first AHL goal on 10/29 vs. Houston...Season-high five-game point streak 11/20-11/28 (4-5-9 during streak)...Recorded his first career two-goal game 4/2 at Abbotsford...Played for Slovakia at the World Junior Championship in Saskatoon, SK, registering five points (3-2-5) in six games...Made his debut with Slovakia's World Championship team and registered two goals (2-0-2) in six games.

**2008-09:** Appeared in 48 games for Zvolen (Slovakia's Extraliga)...Finished the season with 15 points (7-8-15)...Skated in 13 playoff games, finishing with eight points (5-3-8)...Led Slovakia to a fourth-place finish at the World Junior Championship, leading his team and tying for fourth overall in the tournament with 11 points (7-4-11) in seven games.



## PERSONAL

Tomas returns to his hometown in Slovakia during the offseason...Founded "Tatar's Totes" in 2014-15 and donates \$100 per point this season to the Gleaners Community Food Bank's BackPack Program, which sends a bag with six meals home to hungry elementary students... Volunteered for the MI Wings Community Tours in 2015 and 2016, visiting the Michigan National Guard Joint Forces Headquarters in Lansing, Mich., signing autographs and meeting National Guard members from the Lansing area, and packing meals for Kids' Food Basket in Grand Rapids, Mich., to help attack childhood hunger through the Sack Supper program in September 2014 and visiting the United States Coast Guard in Detroit and meeting pediatric patients at Helen DeVos Children's hospital in September 2015...His hockey idols as a youth were Steve Yzerman and Pavel Bure.

## CAREER HIGHLIGHTS

### FIRSTS

FIRST GP: ..... 12/31/2010 DET 3 VS NYI 4  
FIRST GOAL: ..... 12/31/2010 DET 3 VS NYI 4  
FIRST ASST: ..... 02/07/2013 DET 5 AT STL 1

### MOSTS:

GOALS: 3 (1X) ..... 12/17/2016 DET 6 VS ANA 4  
ASSISTS: 2 (11X) ..... 02/03/2017 DET 5 VS NYI 4  
POINTS: 3 (6X) ..... 03/18/2017 DET 5 VS COL 1 (2G-1A)

### MOST RECENTLY

SOG: 6 (6X) ..... 01/06/2015 DET 4 AT EDM 2  
PIM: 4 (5X) ..... 01/10/2017 DET 3 AT CHI 4  
HAT TRICKS: 1 ..... 12/17/2016 DET 6 AT ANA 4 (3G)  
MULTI-PT GAMES: 43 04/03/2017 DET 5 VS OTT 4 (1G-1A)

### LONGEST PERSONAL STREAKS:

GOALS: 4 (1X) ..... 01/13/2015 01/18/2015 (5G)  
ASSISTS: 3 (4X) ..... 02/27/2016 03/02/2016 (3A)  
PTS: 6 (1X) ..... 11/14/2014 11/24/2014 (5G-3A)

## CAREER STATS

## REGULAR SEASON

## PLAYOFFS (BOLD)

SEASON	CLUB	LEAGUE	GP	G	A	P	PM	GP	G	A	P	PM
2010-11	DETROIT	NHL	9	1	0	1	0	0	0	0	0	0
2012-13	DETROIT	NHL	18	4	3	7	4	0	0	0	0	0
2013-14	DETROIT	NHL	73	19	20	39	30	5	0	0	0	8
2014-15	DETROIT	NHL	82	29	27	56	28	7	3	1	4	2
2015-16	DETROIT	NHL	81	21	24	45	24	5	0	3	3	2
2016-17	DETROIT	NHL	82	25	21	46	26	0	0	0	0	0
<b>DETROIT TOTALS</b>			<b>345</b>	<b>99</b>	<b>95</b>	<b>194</b>	<b>112</b>	<b>17</b>	<b>3</b>	<b>4</b>	<b>7</b>	<b>12</b>
<b>NHL TOTALS</b>			<b>345</b>	<b>99</b>	<b>95</b>	<b>194</b>	<b>112</b>	<b>17</b>	<b>3</b>	<b>4</b>	<b>7</b>	<b>12</b>



# 2017-18 DETROIT RED WINGS PLAYER ROSTER



## 28 LUKE WITKOWSKI

**6-2, 217 lbs., Right Wing, Shoots Right**

**Born: Holland, MI – April 14, 1990**

**Last Amateur Club: Western Michigan University (CCHA – NCAA)**

**BECAME A RED WING:** Signed as a free agent on July 1, 2017.

### CAREER STATS VS. NHL

TEAM	GP	G	A	PTS	PIM
ANA	3	0	0	0	11
ARI	2	0	0	0	2
BOS	3	0	0	0	4
BUF	2	0	0	0	0
CGY	0	0	0	0	0
CAR	1	0	0	0	0
CHI	1	0	0	0	4
COL	0	0	0	0	0
CBJ	3	0	0	0	2
DAL	2	0	0	0	2
DET	2	0	0	0	5
EDM	0	0	0	0	0
FLA	2	0	0	0	4
L.A.	5	0	2	2	7
MIN	1	0	0	0	2
MTL	3	0	1	1	2
NSH	1	0	0	0	0
NJ	1	0	0	0	0
NYI	1	0	0	0	0
NYR	2	0	0	0	5
OTT	3	0	0	0	2
PHI	3	0	0	0	2
PIT	2	0	0	0	0
STL	2	0	0	0	0
SJ	2	0	0	0	0
TB	0	0	0	0	0
TOR	3	0	0	0	4
VAN	2	0	1	1	0
WSH	2	0	0	0	0
WPG	0	0	0	0	0
<b>TOTAL</b>	<b>54</b>	<b>0</b>	<b>4</b>	<b>4</b>	<b>58</b>

### CAREER

Entering his first season with the Red Wings and fourth professional campaign...2013 CCHA Second All-Star Team...2012 CCHA Champion with Western Michigan University...2009 USHL All-Star...Plays both forward and defense.

### BY SEASON

**2016-17:** Appeared in an NHL-high 34 games with the Lightning, recording four points (0-4-4) and 39 penalty minutes...Notched his first NHL point on 12/8 vs. Vancouver...Played a season-high 16:25 time on ice during the team's season finale on 4/9 vs. Buffalo...Also picked up five points (0-5-5) and 59 penalty minutes in 19 games with the Syracuse Crunch.

**2015-16:** Posted a professional career-high 14 points (3-11-14) and a team-leading 166 penalty minutes in 70 games with Syracuse...Also saw action in four games with Tampa Bay, recording four penalty minutes...Made his NHL postseason debut by skating in two games with Tampa Bay during the team's second-round series against the NY Islanders.

**2014-15:** Split his second pro season between Syracuse (50) and Tampa Bay (16)...Made his NHL debut with Tampa Bay on 1/20 against Vancouver...Saw action in 16 games but did not record a point, adding 15 penalty minutes...Recorded his first NHL fight on 2/8 vs. Anaheim (Patrick Maroon)...Also appeared in 50 games with the Crunch, recording eight points (2-6-8) and 91 penalty minutes...Added one assist and four penalty minutes in three AHL postseason games.

**2013-14:** Skated in all 76 games with the Syracuse Crunch as a first-year pro, posting 12 points (2-10-12) and a team-leading 204 penalty minutes...Picked up his first AHL point with an assist on 10/26 vs. Bridgeport...Potted his first professional goal on 2/22 at Hershey (Philipp Grubauer).

**2012-13:** Captained Western Michigan as a senior and picked up 10 points (2-8-10) and 46 penalty minutes in 46 games...Made the CCHA Second All-Star Team...Signed with Tampa Bay following the season and made his professional debut with the AHL's Syracuse Crunch on 4/6 at Hershey...Totalled three games with the Crunch, registering four penalty minutes...Served as a Black Ace during the Syracuse Crunch's run to the AHL Calder Cup Finals but did not see game action.

**2011-12:** Posted a college career-high 13 points (2-11-13) and 66 penalty minutes in 40 games with the Broncos as a junior...Helped Western Michigan to a CCHA championship.

**2010-11:** Skated in 42 games as a sophomore at WMU and chipped in nine points (1-8-9), playing for head coach Jeff Blashill for the second time (in addition to 2008-09 with Fargo).





# 28 LUKE WITKOWSKI

CONTINUED



**2009-10:** Contributed six points (2-4-6) and 67 penalty minutes as a freshman at Western Michigan University.

**2008-09:** Captained the USHL's Fargo Force, where Jeff Blashill served as head coach, and led the team's defense-men with 22 points (6-16-22)...Also finished third on the club with 118 penalty minutes and second with a plus-30 rating...Named to the USHL All-Star Game...Added three points (2-1-3) and a team-leading 29 penalty minutes in 10 postseason games.

**2007-08:** Made his USHL debut with the Ohio Junior Blue Jackets... Picked up 13 points (3-10-13)...Finished second on the team with 139 penalty minutes.

## PERSONAL

Luke resides in Colorado during the offseason...Was a teammate and roommate of Danny DeKeyser at Western Michigan University...Earned a degree in business from WMU.

## CAREER HIGHLIGHTS

### FIRSTS

FIRST GP:..... 01/20/2015 TB 4 VS VAN 1  
FIRST ASST:..... 12/08/2016 TB 1 VS VAN 5  
FIRST GOAL:..... NONE

### MOSTS:

GOALS: ..... NONE  
ASSISTS: 1 (4X)..... 04/07/2017 TB 4 AT MTL 2  
POINTS: 1 (4X)..... 04/07/2017 TB 4 AT MTL 2 (OG-1A)

### MOST RECENTLY

SOG: 3 (2X)..... 04/04/2017 TB 0 AT BOS 4  
PIM: 7 (1X)..... 01/16/2017 TB 2 AT LA 1  
HAT TRICKS: ..... NONE  
MULTI-PT GAMES: ..... NONE

### LONGEST PERSONAL STREAKS:

GOALS: ..... NONE  
ASSISTS: 1 (4X)..... 04/07/2017 04/07/2017 (1A)  
PTS: 1 (4X)..... 04/07/2017 04/07/2017 (OG-1A)

## CAREER STATS


## REGULAR SEASON

## PLAYOFFS (BOLD)

SEASON	CLUB	LEAGUE	GP	G	A	P	PM	GP	G	A	P	PM
2014-15	TAMPA BAY	NHL	16	0	0	0	15	0	0	0	0	0
2015-16	TAMPA BAY	NHL	4	0	0	0	4	2	0	0	0	0
2016-17	TAMPA BAY	NHL	34	0	4	4	39	0	0	0	0	0
<b>DETROIT TOTALS</b>			<b>0</b>	<b>0</b>	<b>0</b>	<b>0</b>	<b>0</b>	<b>0</b>	<b>0</b>	<b>0</b>	<b>0</b>	<b>0</b>
<b>NHL TOTALS</b>			<b>54</b>	<b>0</b>	<b>4</b>	<b>4</b>	<b>58</b>	<b>2</b>	<b>0</b>	<b>0</b>	<b>0</b>	<b>0</b>



# 2017-18 DETROIT RED WINGS PLAYER ROSTER



## 40 HENRIK ZETTERBERG

**6-0, 197 lbs., Center, Shoots Left**  
**Born: Njurunda, Sweden – October 9, 1980**  
**Last Amateur Club: Timrå IK (Sweden)**

**BECAME A RED WING:** Seventh round (210th overall) in the 1999 NHL Entry Draft.

### CAREER STATS VS. NHL

TEAM	GP	G	A	PTS	PIM
ANA	41	17	22	39	26
ARI	45	18	33	51	20
BOS	25	7	12	19	8
BUF	25	8	12	20	12
CGY	44	16	19	35	10
CAR	19	11	11	22	4
CHI	58	19	34	53	26
COL	41	8	24	32	6
CBJ	65	18	32	50	49
DAL	43	12	35	47	22
DET	0	0	0	0	0
EDM	45	9	34	43	18
FLA	22	4	12	16	4
L.A.	43	17	22	39	20
MIN	42	16	25	41	12
MTL	22	3	10	13	4
NSH	63	18	35	53	22
NJ	19	4	14	18	10
NYI	19	5	8	13	4
NYR	18	2	8	10	6
OTT	25	6	18	24	6
PHI	19	11	9	20	6
PIT	20	12	11	23	8
STL	65	26	42	68	24
SJ	44	17	20	37	16
TB	24	6	10	16	8
TOR	22	8	19	27	6
VAN	45	14	23	37	12
WSH	20	7	8	15	10
WPG	17	7	16	23	8
<b>TOTAL</b>	<b>1,000</b>	<b>326</b>	<b>578</b>	<b>904</b>	<b>387</b>

### CAREER

Entering his 15th NHL season, all with Detroit... Won his first Stanley Cup championship in 2008... Won the 2008 Conn Smythe Trophy as playoff MVP... Named a Second Team NHL All-Star in 2008... Finalist for the 2008 Selke Trophy (best defensive forward)... Member of the 2002-03 NHL All-Rookie Team... Runner-up for the 2003 Calder Trophy as the NHL's Rookie of the Year... Has 196 career multi-point games... Signed a 12-year contract with Detroit on January 28, 2009, the longest deal in club history... Won a Gold Medal with Sweden at the 2006 Olympic Winter Games... Viking Award winner (best Swede playing in North America) in 2007 and 2008... Swedish Elite League Rookie of the Year in 2000-01... Represented Sweden at the 2002, 2006 (gold), 2010 and 2014 (silver) Winter Olympic Games... Played for Sweden at the 2001 (bronze), 2002 (bronze), 2003 (silver), 2005, 2006 (gold) and 2012 IIHF World Championships... Named 36th captain in team history on January 15, 2013... Won the 2013 NHL Foundation Player Award (community service) and the 2015 King Clancy Memorial Award.

### BY SEASON

**2016-17:** Played in all 82 games for the second-consecutive season and third time in his career in his 14th season with the Red Wings... Led Detroit in points (68) for the third-consecutive season... Ranked among team leaders with 51 assists (1st), 195 shots (1st), 19:43 average TOI (3rd/1st among forwards), 13 power-play points (2nd) and plus-minus of +15 (1st)... Finished among NHL leaders in points (24th) and assists (7th)... Tallied more than 60 points for the ninth time in his career... Had his highest season point total since 2011-12... Had two points (1-1-2) in the final game ever at Joe Louis Arena, which was also his 1,000th career game (4/9)... Recorded his 900th career point on 3/30 at Tampa Bay... Matched a Detroit season best with a seven-game point streak from 2/18-3/7... One of only three Red Wings players to tally three assists in a single game (1/1 at Toronto)... Moved into sixth place in Detroit history in goals (326), passing Brendan Shanahan, Pavel Datsyuk and Norm Ullman along the way... Also moved into sixth place in Detroit history in assists (578)... Finished third among Red Wings centers in faceoff percentage (51.8%)... Tallied a six-game point streak from 12/17-1/1.

**2015-16:** Played in all 82 games for the second time in his career in his 13th season for the Red Wings... Led Detroit in points for the second-consecutive season and ranked among team leaders with 37 assists (1st), 22 power-play points (1st), three game-winning goals (3rd), 214 shots (2nd) and 19:24 TOI (6th/2nd among forwards)... Continued to rise up the Red Wings' all-time leaderboard by passing Nick Libett, Ted Lindsay, Norm Ullman, Kirk Maltby and Sergei Fedorov in games played to move into ninth place in franchise history, while ultimately matching Brendan Shanahan for eighth in team history with 309 goals... Picked up a Red Wings season-high three assists in the regular-season opener on 10/9 at Toronto... Racked up three consecutive multi-point games to start the season (2-5-7) and had points in each of Detroit's first five games (2-7-9)... Enjoyed a milestone night on 10/31 at Ottawa, logging his 500th NHL assist and 800th NHL point... Also scored his 300th NHL goal on 11/6 at Toronto... Surpassed Thomas Steen on 1/20 vs. St. Louis to move into ninth place in NHL history in points by a Swedish-born player...



# 40 HENRIK ZETTERBERG

CONTINUED

Skated in his 900th NHL game on 3/2 vs. Chicago...Tallied a four-game point streak from 2/8-2/14...Skated in all five of Detroit's postseason games, recording one goal.

**2014-15:** Paced Detroit in scoring with 66 points (17-49-66) in 77 games...Ranked among the NHL's best in several statistical categories, tying for seventh with 49 assists, for 23rd with 66 points and for 12th with 28 power-play points...Also ranked among Red Wings leaders with 77 games played (9th), 17 goals (4th), 66 assists (1st), 28 power-play points (1st), one overtime goal (T2nd), 227 shots (1st), 19:06 TOI (5th overall/1st forwards), 37 takeaways (2nd) and a 50.9 faceoff percentage (5th)...Surpassed both Norm Ullman and Ted Lindsay on Detroit's franchise scoring leaderboard to take seventh place in Red Wings history...Picked up nine points (3-6-9) during a four-game point streak from 10/17-10/23...Matched a career best with four assists on 10/17 at Toronto...Notched his 450th NHL assist on 10/29 at Washington...Set a career high with 11 shots on goal on 12/2 vs. Florida...Reached 750 career points on 12/23 vs. Buffalo...Skated in his 800th NHL game on 1/7 at Calgary...Recorded his sixth career hat trick during a four-point game on 1/18 vs. Buffalo...Picked up three assists in seven postseason games...Won the King Clancy Memorial Trophy as the NHL player who best exemplifies leadership qualities on and off the ice and who has made a significant humanitarian contribution to his community.

**2013-14:** Limited to a career-low 45 games played due to a back injury...Still ranked among Red Wings leaders with 16 goals (T5th), 20 assists (5th), 48 points (T4th), a +19 rating (1st), 151 shots (3rd) and 17 power-play points (T3rd)...Won 53% of his faceoffs, ranking second on the team...Led all Detroit forwards in ice time with an average of 20:33...Recorded five goals over a five-game stretch from 10/4-10/15...Racked up 10 shots on goal on 10/4 at Carolina, the individual game total for Detroit for the season...Picked up eight points (4-4-8) during a five-game point streak from 10/12-10/19...Logged a season-high six-game point streak from 11/1-11/12, tallying nine points (4-5-9)...Registered his 700th NHL point on 11/24 at Buffalo...Recorded a season-high three points on five occasions and logged three separate three-assist games (11/21 vs. Carolina, 1/22 vs. Chicago and 2/2 at Washington...Had at least one shot on goal in all but two games (1/20 vs. St. Louis and 2/8 at Tampa Bay...Made his final regular season appearance on 2/8 at Tampa Bay, as he suffered a back injury while captaining Sweden at the 2014 Winter Olympics...Returned for two playoff games against Boston, picking up two points (1-1-2) during the team's Game 5 loss.



**2012-13:** Appeared in 46 games for Detroit in his first season as captain...Missed two games with a groin injury...Ranked second on the team with 48 points (11-37-48)...Finished among team leaders with 37 assists (1st), four power-play goals (4th), two shorthanded goals (1st), five game-winning goals (2nd) and 29 takeaways (2nd)...Led the team with 173 shots, marking the seventh time he has had at least a share of the team lead in shots...Held without a shot in only two games...Tied for 13th in the NHL in scoring...Ranked sixth in the league in shots...Led Detroit forwards and ranked 15th among NHL forwards with 20:31 TOI...Skated in his 700th NHL game on 3/24 at Anaheim...Recorded his 400th NHL assist on 4/11 vs. San Jose...Tied a career high with five points, including his fifth career hat trick (3-2-5) on 2/1 vs. St. Louis...Owned a season-best six-game point streak (5-7-12 from 1/21-2/1)...Registered 14 multi-point games...Posted four multi-point games over the final four games of the season (2-8-10 from 4/22-4/27)...Appeared in all 14 postseason games...Led the team and tied for 14th in the NHL with 12 playoff points (4-8-12)...Recorded three multi-point games in the final three games of the WCQ against Anaheim (3-4-7 from 5/8-5/12)...Notched an overtime-winning goal in Game 6 of the WCQ vs. Anaheim...Averaged 19:58 TOI in the postseason...Also appeared in 23 games with EV Zug (Switzerland)...Finished fourth on Zug with 32 points (16-16-32).

**2011-12:** Skated in all 82 games for Detroit, a new career-high and one of two Red Wings players to do so (Kronwall)...Led the team with 69 points (22-47-69)...His 47 assists ranked second on the team (Datsyuk-48)...Led Detroit with 267 shots on goal, the sixth consecutive season



# 40 HENRIK ZETTERBERG

CONTINUED

he has led or tied for the team lead in SOG...Led all Detroit forwards averaging 19:50 TOI per game...Registered 14 multi-point games...Appeared in his 600th career game 11/11 vs. Edmonton...Collected his 600th career point (assist) 2/17 vs. Nashville...Tied a career high with four assists on 3/26 vs. Columbus...Notched three power-play goals and four game-winning goals...Won 49.1% of his 1,115 face-offs taken (548W-567L)...Recorded three or more points in seven games...Registered a career-high 47 PIM...Appeared in all five postseason games for Detroit...Tied for team lead (Datsyuk) with three playoff points (2-1-3)...Tied for team lead (Hudler) with two postseason goals and led team with two power-play goals...Fired a team-high 23 shots on goal in Round One vs. Nashville...Led all Detroit forwards and ranked second on the team (Lidstrom) averaging 23:05 TOI in the playoffs...Notched his 50th career postseason goal and collected his 100th career playoff point in Game One vs. the Predators.

**2010-11:** Appeared in 80 games for Detroit...Missed final two games of regular season with a knee injury...Led the Red Wings with 80 points (24-56-80), the third time in his career he reached the 80-point plateau...Set a new career high with 56 assists...Tied for the team lead with 10 power-play goals...Fired a team-high 306 shots on goal, his fourth consecutive season of 300-or-more...Notched three game-winning goals (11/8 vs. Phoenix, 12/22 vs. Vancouver, 3/16 vs. Washington)...Tied a career high with four assists 12/15 vs. St. Louis...Registered 40 PIM and was -1 on the season...Averaged 19:35 of ice time per game in the regular season...Registered his 500th career point (assist) on 12/3 at Anaheim...Picked up his 300th career assist on 1/7 at Calgary...Won 52.4% of his team-high 984 face-offs taken...Appeared in seven postseason games for Detroit...Missed entire first round vs. Phoenix with a knee injury...Registered eight points (3-5-8) and was +6 in second round vs. San Jose...Led Detroit forwards, averaging 21:59 of ice time per game in the postseason...Six-game point streak from Round Two Game Two through Round Two Game Seven vs. San Jose (3-5-8 during streak).

**2009-10:** Appeared in 74 games for the Wings...Missed eight games with a shoulder injury from 12/19-1/5...Tied for team lead with 70 points (Datsyuk)...Scored his 200th career goal on 3/3 vs. Vancouver...Played in the 500th game of his career on 3/30 vs. Edmonton...Notched a career-high five points (3-2-5) on Nov. 14 vs. Anaheim...Named the NHL's first star of the week for the week ending Nov. 15...Third on Detroit with 23 goals...Led Detroit with 47 assists...Scored three power-play goals and led the Red Wings with six game-winning goals...Fired a team high 309 shots on goal...

Averaged 20:04 of ice time per game in the regular season, second among Detroit forwards...Played in all 12 postseason games...Finished second on team with 15 postseason points (Franzen-18)...Led Detroit with 7 postseason goals and a +11 rating...Scored two power-play goals and two game-winning goals during the postseason...Averaged 20:25 of ice time per game in the postseason...Finished second on team with 45 postseason shots on goal (Franzen-48)...Registered six multi-point games in the playoffs...Four-game point streak from Round One Game Two through Game Five (6-2-8 during streak)...Tallied a hat trick in Round One Game Two at Phoenix.

**2008-09:** Appeared in 77 games for Detroit...Missed five games due to injury (3 – back, 2 – groin)...Finished second on Detroit with 73 points (31-42-73)...Tied a career high with 36 PIM...Led team and finished fifth in NHL with 309 shots on goal...Led Detroit with 12 power-play goals...Led all Red Wings forwards with 19:52 of ice time per game in regular season...Led Detroit with two shorthanded goals...Recorded 30 power-play points (12-18-30)...Recorded 17 multi-point games...Recorded a career-high four assists on 3/20 at Atlanta...Recorded his 200th career assist 1/1 at Chicago...Played in his 400th career game 1/28 at Columbus...Recorded his 400th career point 3/29 vs. Nashville...Named a 2009 Second Team All-Star...Signed a new 12-year contract with Detroit on January 28...Appeared in all 23 postseason games...Led Detroit for second straight postseason and finished third in NHL with 24 points (11-13-24)...Finished second on team with a +13 postseason rating (Cleary +17)...Tied for team lead with four postseason power-play goals (Franzen)...Led Detroit forwards averaging 22:09 of ice time in postseason...Recorded an eight game point streak from Round Two Game One vs. Anaheim through Round Three Game One vs. Chicago (4-8-12 during streak).

**2007-08:** Appeared in 75 games...Missed seven games with back spasms (12/22-12/31; 1/22-1/23)...Established career highs in goals (43), assists (49) and points (92)...Set a franchise record for longest point streak to start a season, registering at least one point in first 17 games (13-14-27 from 10/3-11/11)...Earned the NHL's No. 1 Star for October (10-12-22 in 13 games)...Finished second in NHL with 358 shots on goal (Ovechkin – 446)...Registered two hat tricks (12/7 vs. Minnesota and 3/19 vs. Columbus)...Recorded at least one point in 61 of 75 games played...Finalist for the Selke Trophy as NHL's best defensive forward (won by Datsyuk)...Appeared in all 22 postseason games...Set a new franchise record and tied for NHL postseason lead with 27 points (Crosby)...Set a new franchise record along with team-



# 40 HENRIK ZETTERBERG

CONTINUED

mate Johan Franzen for most goals in one postseason (13)... Established a new career postseason high with 14 assists... Tied for NHL's postseason lead with a +16 rating (Kronwall)... Led NHL with 116 postseason shots on goal... Recorded a nine-game postseason point streak from Round 1 Game 6 vs. Nashville through Round 3 Game 4 vs. Dallas (8-8-16 during streak)... Finished second on team with four postseason game-winning goals (Franzen - 5)... Scored the Stanley Cup-clinching game-winning goal in Game 6 of the SCF at Pittsburgh... Won 2008 Conn Smythe Trophy as the playoff MVP... Won his first Stanley Cup championship.

**2006-07:** Played in 63 games and missed the final 19 games of the season with a inflamed disc in his back... Recorded his 100th NHL assist on 11/24 vs. St. Louis... Recorded an eight-game point streak from 12/20-1/4 (4-5-9)... Tied his 200th NHL point with an assist on 1/4 vs. San Jose... Scored game-winning overtime goal on 1/30 at NY Islanders... Tied a career high for points (4) and assists (3) on 2/4 vs. St. Louis... Scored his 99th and 100th NHL goals on 2/7 vs. Phoenix... Named the NHL's First Star in consecutive weeks (2/11 and 2/18)... Registered 28 points (14-14-28) during a 13-game stretch from 1/28-2/24... Registered the first hat trick of his NHL career 2/17 at Phoenix and tied a Red Wings' record for power play goals in a single game (3)... Thirteen goals in February were one shy of tying the franchise record for goals in the month of February (Shanahan)... Six multiple-goals games tied Holmstrom for the team lead... Posted the longest home-scoring streak in the NHL in 2006-07, tallying a point in 16 consecutive home games from 12/9-2/23 (15-15-30p)... Ten game-winning goals tied for the most in the NHL (Selanne and Heatley)... Enjoyed a break-out postseason, establishing then playoff career-highs in games played (18), assists (8) and points (14) as well as tying a then career-high for goals (6)... Finished third on Detroit in playoff scoring and 11th in the NHL.

**2005-06:** Set then career highs in goals (39), assists (46) and points (85)... Ranked second on Detroit in scoring, behind Datsyuk... Led Detroit in power-play goals (19)... Ranked 20th in the NHL in scoring... Led Detroit forwards in time on ice per game (18:57)... Six multiple-goal games were tied for the most on the team with Shanahan... Led Red Wings in game-winning goals (9)... Recorded a then career-high three assists 10/9 vs. Calgary... Tied his 100th career point (goal) 10/24 at Columbus... Posted a career-high five-game goal streak 3/9/06-3/18/06 (6g)... Tied a career high with four points (2-2-4) 1/12 vs. Philadelphia... Won a gold medal with Sweden at the 2006 Olympic Games... Played all six of Detroit's 2006 playoff games and led the team in goals (6)... Missed four



games due to injury (hip, rib).

**2004-05:** Led the Swedish Elite League in scoring in 2004-05 with 50 points in 50 games... Represented Sweden in the 2005 World Championships (2-4-6 in 9 games)

**2003-04:** Appeared in 61 games setting then career highs in assists (28) and plus/minus (+15)... Also scored a then career-best seven power-play goals... Recorded second career shorthanded goal 10/18 at Pittsburgh (M. A. Fleury)... Missed 21 games with a leg injury (11/4-12/15)... Had three points (1-2-3) first game back in lineup 12/17 vs. San Jose... Recorded two assists in his next game 12/19 vs. Chicago... Posted two game-winning goals (12/31 vs. Atlanta and 2/20 vs. St. Louis)... Recorded two goals three times and posted points in 30 of 61 games played... Played all 12 of Detroit's 2004 playoff games scoring two goals and two assists finishing postseason "even".

**2002-03:** Runner up for NHL's Calder Trophy... Led all rookies in goals (22) and points (44)... Finished tied for third among rookies in assists (22)... Recorded first point in NHL debut 10/10 at San Jose with an assist on Sergei Fedorov's game-winning goal... First NHL goal came two games later 10/13 at Anaheim on the power play (J.S. Giguere)... Missed three games (10/25-10/29) due to a groin injury... Posted first career multi-point game with two assists 2/15 at Atlanta... Recorded first two-goal game 2/27 vs. Toronto (Belfour)... Second career two-goal game came just four games later 3/7 (Brathwaite)... Scored five power play goals, placing him tied for second among NHL rookies... His 10 power play points placed him fourth overall among NHL rookies... First career overtime goal was 12/8 vs. St. Louis (Brathwaite)... Recorded a NHL rookie-best shooting percentage of 16.3% with 135





# 40 HENRIK ZETTERBERG

CONTINUED

shots on goal....Named NHL Rookie of the Month for February 2003....Named DSHA Red Wings Rookie of the Year for 2003.... Played in all four games of Detroit's 2003 first round playoff series with Anaheim, scoring his first career playoff goal 4/16/03 (Giguere) in Game 4.

**2001-02:** Voted Swedish Elite League's Most Valuable Player, scoring 10 goals and 22 assists in 48 games played.... Represented Team Sweden in 2002 Olympics in Salt Lake City, Utah with teammates Nicklas Lidstrom and Tomas Holmstrom....Zetterberg was the only non-NHL player on the entire Swedish roster....Appeared in four Olympic hockey games, scoring one assist....His #20 worn while playing in the Swedish Elite League was retired in April 2002....That's only the second number retired in the history of the Timra IK hockey club....The first number retired belonged to Lennart Svedberg, who played for Timra during the 1960s.

**2000-01:** Named Swedish Elite League Rookie of the Year with 15 goals and 31 assists in 47 games played.

## PERSONAL

Henrik and his wife, Emma, split their summers between Sweden and Metro Detroit and have a son named Love... Henrik and Emma host 16 guests from Metro Detroit area



organizations such as VIP Mentoring, Orchards Children's Services, Big Brothers Big Sisters and several local children's hospitals in their Zetterberg Foundation Suite at every Red Wings home game...Henrik is also the team spokesperson for the Detroit Red Wings Annual Smoke Detector Collection initiative and, with the help of local fire departments, he distributes all smoke detectors collected to families in need across Metro Detroit during National Fire Prevention Week...Henrik supports the Make-A-Wish Foundation, hosting children at practices each season and was instrumental in the Red Wings organization winning the 2011 Chris Greicius Celebrity Award from the Make-A-Wish Foundation of America...Henrik won the 2013 NHL Foundation Award for his efforts in the community.

## CAREER HIGHLIGHTS

### FIRSTS

FIRST GP:.....10/10/2002 DET 6 AT SJ 3  
FIRST ASST:.....10/10/2002 DET 6 AT SJ 3  
FIRST GOAL:.....10/13/2002 DET 4 AT ANA 2

### MOSTS:

GOALS: 3 (6X).....01/18/2015 DET 6 VS BUF 4  
ASSISTS: 4 (4X).....10/17/2014 DET 4 AT TOR 1  
POINTS: 5 (2X).....02/01/2013 DET 5 VS STL 3 (3G-2A)

### MOST RECENTLY

SOG: 11 (1X).....12/02/2014 DET 3 VS FLA 4  
PIM: 15 (1X).....01/21/2012 DET 3 VS CBJ 2  
HAT TRICKS: 6.....01/18/2015 DET 6 VS BUF 4 (3G)  
MULTI-PT GAMES: 224 04/09/2017 DET 4 VS NJ 1 (1G-1A)

### LONGEST PERSONAL STREAKS:

GOALS: 6 (1X).....10/10/2007 10/20/2007 (6G)  
ASSISTS: 7 (1X).....04/07/2015 10/17/2015 (10A)  
PTS: 24 (1X).....02/11/2007 11/11/2007 (22G-21A)

## CAREER STATS

## REGULAR SEASON

## PLAYOFFS (BOLD)

SEASON	CLUB	LEAGUE	GP	G	A	P	PM	GP	G	A	P	PM
2002-03	DETROIT	NHL	79	22	22	44	8	4	1	0	1	0
2003-04	DETROIT	NHL	61	15	28	43	14	12	2	2	4	4
2005-06	DETROIT	NHL	77	39	46	85	30	6	6	0	6	2
2006-07	DETROIT	NHL	63	33	35	68	36	18	6	8	14	12
2007-08	DETROIT	NHL	75	43	49	92	34	22	13	14	27	16
2008-09	DETROIT	NHL	77	31	42	73	36	23	11	13	24	13
2009-10	DETROIT	NHL	74	23	47	70	26	12	7	8	15	6
2010-11	DETROIT	NHL	80	24	56	80	40	7	3	5	8	2
2011-12	DETROIT	NHL	82	22	47	69	47	5	2	1	3	4
2012-13	DETROIT	NHL	46	11	37	48	18	14	4	8	12	8
2013-14	DETROIT	NHL	45	16	32	48	20	2	1	1	2	0
2014-15	DETROIT	NHL	77	17	49	66	32	7	0	3	3	8
2015-16	DETROIT	NHL	82	13	37	50	24	5	1	0	1	4
2016-17	DETROIT	NHL	82	17	51	68	22	0	0	0	0	0
<b>DETROIT TOTALS</b>			<b>1000</b>	<b>326</b>	<b>578</b>	<b>904</b>	<b>387</b>	<b>137</b>	<b>57</b>	<b>63</b>	<b>120</b>	<b>79</b>
<b>NHL TOTALS</b>			<b>1000</b>	<b>326</b>	<b>578</b>	<b>904</b>	<b>387</b>	<b>137</b>	<b>57</b>	<b>63</b>	<b>120</b>	<b>79</b>



# DETROIT RED WINGS MOMENTS

## ANOTHER MILESTONE FOR ZETTERBERG



**ZETTERBERG HITS 1,000:** April 9, 2017 will go down as a historic date in the franchise's history. In addition to being the final Red Wings game played at Joe Louis Arena, Zetterberg played in his 1,000th NHL game, becoming one of just 54 players to play 1,000 games with the same franchise. (Photot: Dave Reginek)



# DETROIT RED WINGS PROSPECTS



## JACK ADAMS • RIGHT WING

BORN FEBRUARY 5, 1997 – BOXFORD, MASSACHUSETTS  
HEIGHT 6.05 – WEIGHT 204 – SHOOTS RIGHT

Selected by Detroit in the sixth round (162nd overall) of the 2017 NHL Entry Draft

Season	Team	Lge	REGULAR SEASON					PLAYOFFS				
			GP	G	A	Pts	PIM	GP	G	A	Pts	PIM
2012-13	Malden Catholic High	USHS-MA	20	1	1	2	--	--	--	--	--	--
2013-14	Malden Catholic High	USHS-MA	15	4	3	7	--	--	--	--	--	--
2014-15	Malden Catholic High	USHS-MA	21	12	7	19	--	--	--	--	--	--
2015-16	Fargo Force	USHL	54	8	16	24	42	--	--	--	--	--
2016-17	Fargo Force	USHL	56	37	23	60	55	--	--	--	--	--




## TYLER BERTUZZI • LEFT WING

BORN FEBRUARY 24, 1995 – SUDBURY, ONTARIO  
HEIGHT 6.01 – WEIGHT 198 – SHOOTS LEFT

Selected by Detroit in the second round (58th overall) of the 2013 NHL Entry Draft

Season	Team	Lge	REGULAR SEASON					PLAYOFFS				
			GP	G	A	Pts	PIM	GP	G	A	Pts	PIM
2010-11	Sudbury Wolves AAA	NDMHL	26	18	36	54	26	--	--	--	--	--
	Sudbury Nickel Capital Wolves	GNMHL	3	1	1	2	12	2	0	0	0	12
2011-12	Guelph Storm	OHL	61	6	11	17	117	6	0	2	2	7
2012-13	Guelph Storm	OHL	43	13	9	22	68	5	0	0	0	14
2013-14	Guelph Storm	OHL	29	10	25	35	49	18	10	7	17	24
2014-15	Guelph Storm	OHL	68	43	55	98	91	9	6	2	8	10
	Grand Rapids Griffins	AHL	2	1	0	1	0	14	7	5	12	10
2015-16	Grand Rapids Griffins	AHL	71	12	18	30	133	9	7	1	8	8
2016-17	Grand Rapids Griffins	AHL	48	12	25	37	37	19	9	10	19	50
	Detroit Red Wings	NHL	7	0	0	0	0	--	--	--	--	--
NHL TOTALS			7	0	0	0	0	0	0	0	0	0
PRO TOTALS			128	25	43	68	170	42	23	16	39	68



## DENNIS CHOLOWSKI • DEFENSE


BORN FEBRUARY 15, 1998 – LANGLEY, BRITISH COLUMBIA  
HEIGHT 6.01 – WEIGHT 180 – SHOOTS LEFT

Selected by Detroit in the first round (20th overall) of the 2016 NHL Entry Draft

Season	Team	Lge	REGULAR SEASON					PLAYOFFS				
			GP	G	A	Pts	PIM	GP	G	A	Pts	PIM
2013-14	Yale Hockey Academy	CSSHL	17	1	15	16	8	2	0	5	5	0
	Chilliwack Chiefs	BCHL	1	0	0	0	0	--	--	--	--	--
2014-15	Chilliwack Chiefs	BCHL	55	4	23	27	4	12	0	7	7	0
2015-16	Chilliwack Chiefs	BCHL	50	12	28	40	16	20	4	11	15	4
2016-17	St. Cloud State Huskies	NCHC	36	1	11	12	14	--	--	--	--	--
	Grand Rapids Griffins	AHL	1	0	0	0	0	--	--	--	--	--
PRO TOTALS			1	0	0	0	0	0	0	0	0	0



# DETROIT RED WINGS PROSPECTS



## JARED COREAU • GOALTENDER

BORN NOVEMBER 5, 1991 – PERTH, ONTARIO

HEIGHT 6.05 – WEIGHT 231 – CATCHES LEFT

Signed by Detroit to an entry-level contract on April 3, 2013

		REGULAR SEASON						PLAYOFFS					
Season	Team	League	GP	W	L	T/SOL	GAA	SO	GP	W	L	GAA	SO
2008-09	Peterborough Stars	OJHL	12	8	1	1	2.16	0	2	0	0	0.00	0
2009-10	Lincoln Stars	USHL	38	7	22	4	3.62	1	--	--	--	--	--
2010-11	Northern Michigan Wildcats	CCHA	15	5	5	2	3.71	0	--	--	--	--	--
2011-12	Northern Michigan Wildcats	CCHA	23	12	7	2	2.22	1	--	--	--	--	--
2012-13	Northern Michigan Wildcats	CCHA	38	15	19	4	2.70	1	--	--	--	--	--
2013-14	Grand Rapids Griffins	AHL	5	0	4	0	4.39	0	--	--	--	--	--
	Toledo Walleye	ECHL	20	1	12	6	4.03	0	--	--	--	--	--
2014-15	Toledo Walleye	ECHL	8	5	2	0	3.01	0	--	--	--	--	--
	Grand Rapids Griffins	AHL	25	16	8	1	2.20	3	1	0	1	3.10	0
2015-16	Grand Rapids Griffins	AHL	47	29	15	2	2.43	6	3	2	1	1.89	0
2016-17	Grand Rapids Griffins	AHL	33	19	11	3	2.33	2	19	15	4	2.84	0
	Detroit Red Wings	NHL	14	5	4	3	3.46	2	--	--	--	--	--
NHL TOTALS			14	5	4	3	3.46	2	0	0	0	0.00	0
PRO TOTALS			152	75	56	15	2.75	13	23	17	6	2.74	0



## CHRISTOFFER EHN • CENTER

BORN APRIL 5, 1996 – SKARA, SWEDEN

HEIGHT 6.02 – WEIGHT 193 – SHOOTS LEFT

Selected by Detroit in the fourth round (106th overall) of the 2014 NHL Entry Draft

Season	Team	Lge	REGULAR SEASON					PIM	PLAYOFFS					PIM
			GP	G	A	Pts	PIM		GP	G	A	Pts	PIM	
2011-12	Skovde IK	Swe-U18	25	7	4	11	16	--	--	--	--	--	--	--
	Skovde IK	Swe-U20	14	4	0	4	4	--	--	--	--	--	--	--
2012-13	Frolunda HC	Swe-U18	33	9	22	31	16	3	1	0	1	1	2	2
2013-14	Frolunda HC	Swe-U18	15	8	10	18	4	5	1	3	4	0	0	0
	Frolunda HC	Swe-U20	45	4	7	11	14	3	3	0	3	0	0	0
	Frolunda HC	SHL	2	0	0	0	0	--	--	--	--	--	--	--
2014-15	Frolunda HC	Swe-U20	40	12	24	36	61	--	--	--	--	--	--	--
	Frolunda HC	SHL	6	0	0	0	2	10	0	0	0	0	2	2
	IK Oskarshamn	Swe-2	4	0	0	0	0	--	--	--	--	--	--	--
2015-16	Frolunda HC	SHL	37	0	2	2	2	16	0	1	1	1	0	0
	Frolunda HC	Swe-U20	14	9	7	16	0	1	2	0	2	0	0	0
	BIK Karlskoga	Swe-2	13	2	3	5	8	--	--	--	--	--	--	--
2016-17	Frolunda HC	SHL	52	4	9	13	10	14	1	1	2	4	4	4
<b>PRO TOTALS</b>			<b>114</b>	<b>6</b>	<b>14</b>	<b>20</b>	<b>22</b>	<b>40</b>	<b>1</b>	<b>2</b>	<b>3</b>	<b>6</b>	<b>6</b>	<b>6</b>



# DETROIT RED WINGS PROSPECTS




## MATTIAS ELFSTROM • LEFT WING

BORN JANUARY 8, 1997 – STOCKHOLM, SWEDEN

HEIGHT 6.03 – WEIGHT 200 – SHOOTS LEFT

Selected by Detroit in the seventh round (197th overall) of the 2016 NHL Entry Draft

Season	Team	Lge	REGULAR SEASON					PLAYOFFS				
			GP	G	A	Pts	PIM	GP	G	A	Pts	PIM
2012-13	Boras HC	Swe-U18	31	7	11	18	12	--	--	--	--	--
2013-14	Malmo Redhawks	Swe-U18	36	10	15	25	12	--	--	--	--	--
	Malmo Redhawks	Swe-U20	--	--	--	--	--	1	0	0	0	0
2014-15	Malmo Redhawks	Swe-U18	20	8	5	13	4	1	0	0	0	0
	Malmo Redhawks	Swe-U20	32	3	2	5	4	1	0	0	0	0
2015-16	Malmo Redhawks	Swe-U20	43	11	20	31	16	3	1	3	4	0
	Malmo Redhawks	SHL	5	0	0	0	2	--	--	--	--	--
	Tyringe SoSS	Swe-3	2	1	1	2	0	--	--	--	--	--
2016-17	Malmo Redhawks	Swe-U20	36	18	25	43	16	2	0	1	1	0
	Malmo Redhawks	SHL	4	0	0	0	0	--	--	--	--	--
	IK Pantern	Swe-2	22	1	3	4	6	--	--	--	--	--
PRO TOTALS			31	1	3	4	8	0	0	0	0	0




## TURNER ELSON • CENTER

BORN SEPTEMBER 13, 1992 – NEW WESTMINSTER, B.C.

HEIGHT 6.00 – WEIGHT 195 – SHOOTS LEFT

Signed by Detroit as an unrestricted free agent on July 1, 2017

Season	Team	Lge	REGULAR SEASON					PLAYOFFS				
			GP	G	A	Pts	PIM	GP	G	A	Pts	PIM
2008-09	St. Albert Raiders AAA	AMHL	33	11	12	23	77	2	0	0	0	4
2009-10	Red Deer Rebels	WHL	66	9	8	17	94	4	0	0	0	4
2010-11	Red Deer Rebels	WHL	68	16	15	31	124	9	0	4	4	23
2011-12	Red Deer Rebels	WHL	55	21	25	46	59	--	--	--	--	--
	Abbotsford Heat	AHL	1	0	0	0	2	--	--	--	--	--
2012-13	Red Deer Rebels	WHL	64	26	31	57	60	9	5	4	9	6
	Abbotsford Heat	AHL	2	0	0	0	0	--	--	--	--	--
2013-14	Abbotsford Heat	AHL	37	2	1	3	19	--	--	--	--	--
	Alaska Aces	ECHL	18	5	10	15	18	21	7	4	11	16
2014-15	Adirondack Flames	AHL	59	17	13	30	52	--	--	--	--	--
2015-16	Stockton Heat	AHL	63	14	16	30	59	--	--	--	--	--
	Calgary Flames	NHL	1	0	1	1	0	--	--	--	--	--
2016-17	San Antonio Rampage	AHL	13	1	2	3	12	--	--	--	--	--
NHL TOTALS			1	0	1	1	0	0	0	0	0	0
PRO TOTALS			193	39	43	82	162	21	7	4	11	16



## COLE FRASER • DEFENSE

BORN AUGUST 23, 1999 – SMITHS FALLS, ONTARIO

HEIGHT 6.02 – WEIGHT 191 – SHOOTS RIGHT


Selected by Detroit in the fifth round (131st overall) of the 2017 NHL Entry Draft

Season	Team	Lge	REGULAR SEASON					PLAYOFFS				
			GP	G	A	Pts	PIM	GP	G	A	Pts	PIM
2014-15	Ottawa Valley Titans AAA	OEMMHL	29	7	11	18	62	10	4	6	10	22
	Ottawa Valley Titans AAA	OEMHL	2	1	0	1	8	--	--	--	--	--
2015-16	Peterborough Petes	OHL	50	0	3	3	51	--	--	--	--	--
2016-17	Peterborough Petes	OHL	61	6	13	19	82	12	0	0	0	20





# DETROIT RED WINGS PROSPECTS




## MARTIN FRK • RIGHT WING

BORN OCTOBER 5, 1993 – PELHRIMOV, CZECH REPUBLIC  
HEIGHT 6.01 – WEIGHT 196 – SHOOTS RIGHT

Selected by Detroit in the second round (49th overall) of the 2012 NHL Entry Draft

Season	Team	Lge	REGULAR SEASON					PLAYOFFS				
			GP	G	A	Pts	PIM	GP	G	A	Pts	PIM
2006-07	HC Karlovy Vary	CzR-U17	5	0	1	1	0	--	--	--	--	--
2007-08	HC Karlovy Vary	CzR-U17	44	25	17	42	56	2	1	0	1	4
2008-09	HC Karlovy Vary	CzR-U17	22	26	12	38	85	--	--	--	--	--
	HC Karlovy Vary	CzR-U20	16	8	12	20	6	--	--	--	--	--
2009-10	HC Karlovy Vary	CzR-U17	8	9	4	13	41	--	--	--	--	--
	HC Karlovy Vary	CzR-U20	41	28	30	58	186	6	2	3	5	4
2010-11	Halifax Mooseheads	QMJHL	62	22	28	50	75	4	0	2	2	8
2011-12	Halifax Mooseheads	QMJHL	34	16	13	29	41	17	5	6	11	26
2012-13	Halifax Mooseheads	QMJHL	56	35	49	84	84	17	13	20	33	32
2013-14	Grand Rapids Griffins	AHL	50	3	9	12	22	4	0	0	0	0
	Toledo Walleye	ECHL	15	5	8	13	10	--	--	--	--	--
2014-15	Grand Rapids Griffins	AHL	32	6	6	12	16	2	0	2	2	0
	Toledo Walleye	ECHL	29	23	15	38	16	14	9	4	13	10
2015-16	Grand Rapids Griffins	AHL	67	27	17	44	89	4	1	3	4	2
2016-17	Carolina Hurricanes	NHL	2	0	0	0	0	--	--	--	--	--
	Grand Rapids Griffins	AHL	65	27	23	50	58	16	5	10	15	20
NHL TOTALS			2	0	0	0	0	0	0	0	0	0
PRO TOTALS			260	91	78	169	211	40	15	19	34	32




## ZACH GALLANT • CENTER

BORN MARCH 6, 1999 – OAKVILLE, ONTARIO  
HEIGHT 6.02 – WEIGHT 198 – SHOOTS LEFT

Selected by Detroit in the third round (83rd overall) of the 2017 NHL Entry Draft

Season	Team	Lge	REGULAR SEASON					PLAYOFFS				
			GP	G	A	Pts	PIM	GP	G	A	Pts	PIM
2014-15	Mississauga Rebels AAA	GTMMHL	62	24	34	58	95	--	--	--	--	--
	Oakville Blades	OJHL	3	2	1	3	2	--	--	--	--	--
2015-16	Peterborough Petes	OHL	51	0	4	4	23	7	0	0	0	9
2016-17	Peterborough Petes	OHL	60	21	26	47	74	12	0	8	8	11



## BRADY GILMOUR • CENTER


BORN APRIL 18, 1999 – GRAFTON, ONTARIO  
HEIGHT 5.10 – WEIGHT 170 – SHOOTS LEFT

Selected by Detroit in the seventh round (193rd overall) of the 2017 NHL Entry Draft

Season	Team	Lge	REGULAR SEASON					PLAYOFFS				
			GP	G	A	Pts	PIM	GP	G	A	Pts	PIM
2014-15	Quinte Red Devils AAA	ETAMMHL	36	28	33	61	0	--	--	--	--	--
	Cobourg Cougars	OJHL	1	0	0	0	0	--	--	--	--	--
2015-16	Saginaw Spirit	OHL	61	7	16	23	6	4	1	2	3	0
2016-17	Saginaw Spirit	OHL	65	26	21	47	4	--	--	--	--	--



# DETROIT RED WINGS PROSPECTS




## JOE HICKETTS • DEFENSE

BORN MAY 4, 1996 – KAMLOOPS, BRITISH COLUMBIA  
HEIGHT 5.08 – WEIGHT 180 – SHOOTS LEFT

Signed by Detroit to an entry-level contract on September 24, 2014

Season	Team	Lge	REGULAR SEASON					PLAYOFFS				
			GP	G	A	Pts	PIM	GP	G	A	Pts	PIM
2011-12	Okanagan Academy AAA	OMAHA	51	17	37	54	44	--	--	--	--	--
	Okanagan Academy AAA	CSSHL	12	6	6	12	14	2	0	0	0	0
2012-13	Victoria Royals	WHL	67	6	8	24	45	4	0	1	1	2
2013-14	Victoria Royals	WHL	36	6	18	24	12	9	0	2	2	9
2014-15	Victoria Royals	WHL	62	12	52	64	48	10	0	5	5	10
2015-16	Victoria Royals	WHL	59	8	53	61	44	6	1	6	7	8
2016-17	Grand Rapids Griffins	AHL	73	7	27	34	40	19	1	7	8	8
PRO TOTALS			73	7	27	34	40	19	1	7	8	8



## AXEL HOLMSTROM • CENTER

BORN JUNE 29, 1996 – ARVIDSJAUR, SWEDEN  
HEIGHT 6.01 – WEIGHT 219 – SHOOTS LEFT

Selected by Detroit in the seventh round (16th overall) of the 2014 NHL Entry Draft

Season	Team	Lge	REGULAR SEASON					PLAYOFFS				
			GP	G	A	Pts	PIM	GP	G	A	Pts	PIM
2011-12	Skelleftea AIK	Swe-U18	1	0	2	2	0	4	1	1	2	0
2012-13	Skelleftea AIK	Swe-U18	31	16	48	64	30	8	3	8	11	4
	Skelleftea AIK	Swe-U20	10	2	1	3	0	4	0	1	1	0
2013-14	Skelleftea AIK	Swe-U18	--	--	--	--	--	3	1	3	4	0
	Skelleftea AIK	Swe-U20	33	15	23	38	12	2	0	0	0	0
	Skelleftea AIK	SHL	4	0	0	0	0	--	--	--	--	--
2014-15	Skelleftea AIK	Swe-U20	3	0	4	4	0	--	--	--	--	--
	Skelleftea AIK	SHL	44	10	10	20	4	15	7	11	18	0
2015-16	Skelleftea AIK	SHL	48	8	15	23	20	10	2	4	6	2
2016-17	Skelleftea AIK	SHL	16	1	1	2	0	7	3	4	7	0
	Grand Rapids Griffins	AHL	7	1	1	2	2	4	1	0	1	0
PRO TOTALS			119	20	27	47	26	36	13	19	32	2



## PATRICK HOLWAY • DEFENSE


BORN OCTOBER 1, 1996 – COHASSET, MASSACHUSETTS  
HEIGHT 6.04 – WEIGHT 204 – SHOOTS RIGHT

Selected by Detroit in the sixth round (170th overall) of the 2015 NHL Entry Draft

Season	Team	Lge	REGULAR SEASON					PLAYOFFS				
			GP	G	A	Pts	PIM	GP	G	A	Pts	PIM
2010-11	Boston Advantage U16	T1EHL	5	0	0	0	0	--	--	--	--	--
2011-12	Boston Advantage U16	T1EHL	40	2	6	8	18	--	--	--	--	--
2012-13	Boston Advantage U16	T1EHL	41	4	15	19	43	--	--	--	--	--
	Boston Advantage U18	T1EHL	1	0	0	0	0	--	--	--	--	--
2013-14	Boston Advantage U18	T1EHL	34	8	11	19	51	--	--	--	--	--
2014-15	Boston Advantage U18	T1EHL	28	8	17	25	34	4	0	0	0	4
2015-16	Dubuque Fighting Saints	USHL	37	1	6	7	32	--	--	--	--	--
	Sioux City Musketeers	USHL	7	0	1	1	35	--	--	--	--	--
2016-17	Maine Black Bears	HE	33	4	9	13	16	--	--	--	--	--



# DETROIT RED WINGS PROSPECTS



## FILIP HRONEK • DEFENSE

BORN NOVEMBER 2, 1997 – HRADEC KRALOVE, CZECH REPUBLIC  
HEIGHT 6.00 – WEIGHT 164 – SHOOTS RIGHT

Selected by Detroit in the second round (53rd overall) of the 2016 NHL Entry Draft

Season	Team	Lge	REGULAR SEASON					PLAYOFFS				
			GP	G	A	Pts	PIM	GP	G	A	Pts	PIM
2013-14	HC Hradec Kralove	CzR-U17	43	8	7	15	56	4	0	1	1	2
2014-15	HC Hradec Kralove	CzR-U17	33	5	19	24	108	9	4	5	9	35
	HC Hradec Kralove	CzR-U20	19	4	13	17	20	5	0	0	0	6
	HK Hradec Kralove	Czech	1	0	0	0	2	--	--	--	--	--
2015-16	HC Hradec Kralove	CzR-U20	13	4	12	16	12	10	4	5	9	28
	HK Hradec Kralove	Czech	40	0	4	4	22	--	--	--	--	--
	HC Litomerice	Czech-2	12	2	2	4	18	--	--	--	--	--
2016-17	Saginaw Spirit	OHL	59	14	47	61	60	--	--	--	--	--
	Grand Rapids Griffins	AHL	10	1	1	2	4	2	0	0	0	6
PRO TOTALS			63	3	7	10	46	2	0	0	0	6



## ALEXANDER KADEYKIN • CENTER

BORN OCTOBER 4, 1993 – ELEKTROSTAL, RUSSIA  
HEIGHT 6.05 – WEIGHT 216 – SHOOTS LEFT

Selected by Detroit in the seventh round (201st overall) of the 2014 NHL Entry Draft

Season	Team	Lge	REGULAR SEASON					PLAYOFFS				
			GP	G	A	Pts	PIM	GP	G	A	Pts	PIM
2010-11	Mytishchinski Atlant	MHL	48	10	9	29	42	6	1	1	2	2
2011-12	Atlanty Mytishchi	MHL	60	22	36	58	20	12	7	9	16	22
2012-13	Atlanty Mytishchi	MHL	26	14	29	43	4	8	4	7	11	6
	HK Atlant	KHL	2	0	0	0	0	2	0	0	0	0
2013-14	Atlant Mytishchi	KHL	54	8	15	23	24	--	--	--	--	--
	Atlanty Mytishchi	MHL	1	1	0	1	2	3	0	3	3	2
2014-15	Atlant Mytishchi	KHL	9	0	1	1	2	--	--	--	--	--
	SKA St. Petersburg	KHL	20	4	4	8	2	--	--	--	--	--
2015-16	SKA St. Petersburg	KHL	48	5	6	11	14	4	0	0	0	0
2016-17	Lokomotiv Yaroslavl	KHL	41	7	8	15	19	15	2	2	4	10
PRO TOTALS			174	24	34	58	42	21	2	2	4	10



## KASPER KOTKANSALO • DEFENSE

BORN NOVEMBER 16, 1998 – HELSINKI, FINLAND  
HEIGHT 6.02 – WEIGHT 196 – SHOOTS LEFT

Selected by Detroit in the third round (71st overall) of the 2017 NHL Entry Draft

Season	Team	Lge	REGULAR SEASON					PLAYOFFS				
			GP	G	A	Pts	PIM	GP	G	A	Pts	PIM
2012-13	Espoo Blues II	Fin-U16	20	1	14	15	0	--	--	--	--	--
	Espoo Blues	Fin-U16	17	2	1	3	2	11	1	1	2	0
2013-14	Espoo Blues	Fin-U16	20	10	21	31	26	7	2	7	9	24
	Espoo Blues II	Fin-U18	4	1	1	2	0	--	--	--	--	--
	Espoo Blues	Fin-U18	--	--	--	--	--	2	0	0	0	0
2014-15	Espoo Blues	Fin-U18	17	4	10	14	10	9	0	4	4	6
2015-16	Espoo Blues	Fin-U20	48	4	15	19	36	6	0	3	3	4
2016-17	Sioux Falls Stampede	USHL	47	1	11	12	43	--	--	--	--	--



# DETROIT RED WINGS PROSPECTS




## FILIP LARSSON • GOALTENDER

BORN AUGUST 17, 1998 – STOCKHOLM, SWEDEN  
HEIGHT 6.02 – WEIGHT 187 – CATCHES LEFT

Selected by Detroit in the sixth round (167th overall) of the 2016 NHL Entry Draft

Season	Team	League	REGULAR SEASON					PLAYOFFS					
			GP	W	L	T/SOL	GAA	SO	GP	W	L	GAA	SO
2013-14	Boo HC	Swe-U16	17	--	--	--	2.63	--	--	--	--	--	--
2014-15	Djurgardens IF	Swe-U18	34	21	13	0	2.28	3	5	3	2	1.80	2
	Djurgardens IF	Swe-U20	1	0	1	0	3.69	0	--	--	--	--	--
2015-16	Djurgardens IF	Swe-U18	4	2	2	0	3.21	0	4	2	2	2.56	0
	Djurgardens IF	Swe-U20	19	9	10	0	3.86	0	--	--	--	--	--
2016-17	Djurgardens IF	Swe-U20	31	17	14	0	2.24	2	2	0	2	2.06	0



## BRIAN LASHOFF • DEFENSE

BORN JULY 16, 1990 – ALBANY, NEW YORK  
HEIGHT 6.03 – WEIGHT 214 – SHOOTS LEFT

Signed by Detroit as a free agent on October 1, 2008

Season	Team	Lge	REGULAR SEASON					PLAYOFFS				
			GP	G	A	Pts	PIM	GP	G	A	Pts	PIM
2006-07	Barrie Colts	OHL	47	2	10	12	20	5	0	1	1	2
2007-08	Barrie Colts	OHL	50	5	15	20	44	8	0	1	1	4
2008-09	Barrie Colts	OHL	25	1	12	13	19	--	--	--	--	--
	Kingston Frontenacs	OHL	35	6	13	19	32	--	--	--	--	--
2009-10	Grand Rapids Griffins	AHL	6	1	4	5	0	8	1	4	5	2
	Kingston Frontenacs	OHL	58	6	21	27	71	7	0	0	0	12
2010-11	Grand Rapids Griffins	AHL	6	0	2	2	2	--	--	--	--	--
	Grand Rapids Griffins	AHL	37	0	3	3	25	--	--	--	--	--
2011-12	Toledo Walleye	ECHL	3	0	1	1	0	--	--	--	--	--
	Grand Rapids Griffins	AHL	76	8	11	19	41	--	--	--	--	--
2012-13	Grand Rapids Griffins	AHL	37	2	4	6	23	18	0	1	1	10
	Detroit Red Wings	NHL	31	1	4	5	15	3	0	0	0	0
2013-14	Detroit Red Wings	NHL	75	1	5	6	36	5	0	0	0	0
2014-15	Detroit Red Wings	NHL	11	0	2	2	6	--	--	--	--	--
	Grand Rapids Griffins	AHL	32	1	6	7	12	16	0	3	3	8
2015-16	Grand Rapids Griffins	AHL	74	1	15	16	30	9	2	1	3	0
	Grand Rapids Griffins	AHL	62	3	8	11	32	17	1	3	4	12
2016-17	Detroit Red Wings	NHL	5	0	0	0	0	--	--	--	--	--
NHL TOTALS			122	2	11	13	57	8	0	0	0	0
PRO TOTALS			455	18	65	83	222	76	4	12	16	32



## GUSTAV LINDSTROM • DEFENSE


BORN OCTOBER 20, 1998 – OSTERVALA, SWEDEN  
HEIGHT 6.02 – WEIGHT 187 – SHOOTS RIGHT

Selected by Detroit in the second round (38th overall) of the 2017 NHL Entry Draft

Season	Team	Lge	REGULAR SEASON					PLAYOFFS				
			GP	G	A	Pts	PIM	GP	G	A	Pts	PIM
2014-15	Almtuna IS	Swe-U16	1	4	5	9	4	--	--	--	--	--
	Almtuna IS	Swe-U18	39	7	19	25	50	--	--	--	--	--
	Almtuna IS	Swe-U20	--	--	--	--	--	4	1	1	2	6
2015-16	Almtuna IS	Swe-U18	20	13	10	23	18	3	0	3	3	4
	Almtuna IS	Swe-U20	3	0	4	4	2	1	0	0	0	0
2016-17	Almtuna IS	Swe-U20	6	6	4	10	10	--	--	--	--	--
2016-17	Almtuna IS	Swe-2	48	2	7	9	26	--	--	--	--	--
PRO TOTALS			48	2	7	9	26	0	0	0	0	0



# DETROIT RED WINGS PROSPECTS




## MATT LORITO • LEFT WING

BORN JULY 3, 1990 – OAKVILLE, ONTARIO  
HEIGHT 5.09 – WEIGHT 171 – SHOOTS LEFT

Signed by Detroit as a free agent on July 1, 2016

Season	Team	Lge	REGULAR SEASON					PLAYOFFS				
			GP	G	A	Pts	PIM	GP	G	A	Pts	PIM
2008-09	St. Catharines Falcons	GOJHL	47	14	20	34	20	11	2	1	3	14
2009-10	Villanova Knights	OJHL	56	32	46	78	20	6	2	9	11	0
2010-11	Villanova Knights	OJHL	41	28	54	82	16	10	6	6	12	2
2011-12	Brown Bears	ECAC	24	4	13	17	18	--	--	--	--	--
2012-13	Brown Bears	ECAC	36	22	15	37	6	--	--	--	--	--
2013-14	Brown Bears	ECAC	29	10	19	29	8	--	--	--	--	--
2014-15	Brown Bears	ECAC	29	11	12	23	8	--	--	--	--	--
	Albany Devils	AHL	11	3	9	12	2	--	--	--	--	--
2015-16	Albany Devils	AHL	71	18	36	54	26	11	3	4	7	4
2016-17	Grand Rapids Griffins	AHL	61	22	34	56	25	19	7	6	13	4
	Detroit Red Wings	NHL	2	0	1	1	0	--	--	--	--	--
<b>NHL TOTALS</b>			<b>2</b>	<b>0</b>	<b>1</b>	<b>1</b>	<b>0</b>	<b>0</b>	<b>0</b>	<b>0</b>	<b>0</b>	<b>0</b>
<b>PRO TOTALS</b>			<b>145</b>	<b>43</b>	<b>80</b>	<b>123</b>	<b>53</b>	<b>30</b>	<b>10</b>	<b>10</b>	<b>20</b>	<b>8</b>



## MATEJ MACHOVSKY • GOALTENDER

BORN JULY 25, 1993 – OPAVA, CZECH REPUBLIC  
HEIGHT 6.02 – WEIGHT 187 – CATCHES LEFT

Signed by Detroit as a free agent on May 2, 2017

Season	Team	League	REGULAR SEASON					PLAYOFFS					
			GP	W	L	T/SOL	GAA	SO	GP	W	L	GAA	SO
2007-08	HC Slezan Opava	CzR-U18	17	--	--	--	3.05	--	10	--	--	2.48	--
2008-09	HC Slezan Opava	CzR-U18	30	--	--	--	3.59	--	2	--	--	5.25	--
	HC Slezan Opava	CzR-U20	6	--	--	--	4.16	--	2	--	--	4.00	--
2009-10	HC Slezan Opava	CzR-U20	33	--	--	--	3.97	--	--	--	--	--	--
2010-11	Guelph Storm	OHL	5	2	2	0	4.10	0	--	--	--	--	--
	Brampton Battalion	OHL	18	5	11	2	2.65	1	2	0	0	2.80	0
2011-12	Brampton Battalion	OHL	42	24	13	4	2.35	5	8	4	4	2.28	1
2012-13	Brampton Battalion	OHL	52	25	19	7	2.52	3	4	1	2	3.35	0
2013-14	HC Plzen	Czech	36	22	14	0	1.67	6	6	--	--	2.32	--
2014-15	HC Plzen	Czech	48	25	23	0	2.42	2	4	--	--	3.51	--
2015-16	HC Plzen	Czech	48	26	22	0	2.43	4	11	--	--	2.41	--
2016-17	HC Plzen	Czech	46	21	25	0	2.25	2	11	--	--	2.86	--
PRO TOTALS			178	94	84	0	2.23	14	32	--	--	--	--



## ALFONS MALMSTROM • DEFENSE

BORN JUNE 12, 1998 – LULEA, SWEDEN  
HEIGHT 6.02 – WEIGHT 190 – SHOOTS LEFT


Selected by Detroit in the fourth round (107th overall) of the 2016 NHL Entry Draft

Season	Team	Lge	REGULAR SEASON					PLAYOFFS				
			GP	G	A	Pts	PIM	GP	G	A	Pts	PIM
2012-13	Overtornea HF	Swe-4	11	0	2	2	2	--	--	--	--	--
2013-14	Lulea HF	Swe-U18	32	3	14	17	8	--	--	--	--	--
2014-15	Lulea HF	Swe-U18	35	3	15	18	8	--	--	--	--	--
	Lulea HF	Swe-U20	2	0	0	0	0	--	--	--	--	--
2015-16	Orebro HK	Swe-U18	6	3	1	4	10	2	1	0	1	2
	Orebro HK	Swe-U20	41	2	6	8	36	--	--	--	--	--
2016-17	Orebro HK	Swe-U20	38	2	3	5	18	5	0	2	2	0





# DETROIT RED WINGS PROSPECTS




## TOM MCCOLLUM • GOALTENDER

BORN DECEMBER 7, 1989 – SANBORN, NEW YORK  
HEIGHT 6.02 – WEIGHT 227 – CATCHES LEFT

Selected by Detroit in the first round (30th overall) of the 2008 NHL Entry Draft

Season	Team	League	REGULAR SEASON					PLAYOFFS					
			GP	W	L	T/SOL	GAA	SO	GP	W	L	GAA	SO
2005-06	Wheatfield Jr. Blades	EmJHL	24	--	--	--	4.52	--	--	--	--	--	--
2006-07	Guelph Storm	OHL	55	26	18	10	2.39	5	4	0	4	4.37	0
2007-08	Guelph Storm	OHL	51	25	17	6	2.50	4	10	5	5	1.91	1
2008-09	Guelph Storm	OHL	31	17	10	4	2.23	3	--	--	--	--	--
2009-10	Brampton Battalion	OHL	23	17	6	0	1.94	4	21	13	8	2.90	1
	Grand Rapids Griffins	AHL	32	10	16	2	3.48	0	--	--	--	--	--
	Toledo Walleye	ECHL	4	2	1	0	4.48	0	--	--	--	--	--
2010-11	Grand Rapids Griffins	AHL	22	6	12	2	3.33	1	--	--	--	--	--
2011-12	Toledo Walleye	ECHL	23	11	9	2	2.76	3	--	--	--	--	--
	Detroit Red Wings	NHL	1	0	0	0	12.00	0	--	--	--	--	--
	Toledo Walleye	ECHL	15	6	6	2	2.62	0	--	--	--	--	--
2012-13	Grand Rapids Griffins	AHL	28	11	16	0	3.49	0	--	--	--	--	--
	Grand Rapids Griffins	AHL	31	18	11	2	2.63	2	--	--	--	--	--
2013-14	Grand Rapids Griffins	AHL	46	24	12	4	2.30	2	1	0	0	3.50	0
2014-15	Grand Rapids Griffins	AHL	37	19	11	6	2.40	1	15	9	6	2.55	0
2015-16	Detroit Red Wings	NHL	2	1	0	0	0.91	0	--	--	--	--	--
	Grand Rapids Griffins	AHL	30	15	13	0	2.42	1	7	3	3	2.39	0
	Toledo Walleye	ECHL	1	1	0	0	3.00	0	--	--	--	--	--
2016-17	Stockton Heat	AHL	1	1	0	0	1.50	0	--	--	--	--	--
	Adirondack Thunder	ECHL	5	3	1	0	2.97	0	--	--	--	--	--
	Charlotte Checkers	AHL	17	11	2	1	2.10	1	5	2	2	2.87	1
	NHL TOTALS		3	1	0	0	2.96	0	0	0	0	0.00	0
PRO TOTALS			292	139	110	26	2.75	11	28	14	11	2.58	1



## DYLAN MCILRATH • DEFENSE


BORN APRIL 20, 1992 – WINNIPEG, MANITOBA  
HEIGHT 6.05 – WEIGHT 236 – SHOOTS RIGHT

Acquired by Detroit in a trade with Florida on March 1, 2017

Season	Team	Lge	REGULAR SEASON					PLAYOFFS				
			GP	G	A	Pts	PIM	GP	G	A	Pts	PIM
2007-08	Winnipeg Warriors	WCML	34	5	17	22	68	--	--	--	--	--
2008-09	Moose Jaw Warriors	WHL	53	1	3	4	102	--	--	--	--	--
2009-10	Moose Jaw Warriors	WHL	65	7	17	24	169	7	0	1	1	21
2010-11	Moose Jaw Warriors	WHL	62	5	18	23	153	6	0	0	0	15
	Connecticut Whale	AHL	2	0	0	0	7	--	--	--	--	--
2011-12	Moose Jaw Warriors	WHL	52	3	20	23	127	14	0	6	6	12
	Connecticut Whale	AHL	--	--	--	--	--	5	0	0	0	9
2012-13	Connecticut Whale	AHL	45	0	5	5	125	--	--	--	--	--
2013-14	Hartford Wolf Pack	AHL	62	6	11	17	165	--	--	--	--	--
	New York Rangers	NHL	2	0	0	0	7	--	--	--	--	--
2014-15	Hartford Wolf Pack	AHL	73	6	11	17	165	15	0	2	2	23
	New York Rangers	NHL	1	0	0	0	9	--	--	--	--	--
2015-16	New York Rangers	NHL	34	2	2	4	64	1	0	0	0	0
2016-17	New York Rangers	NHL	1	0	0	0	4	--	--	--	--	--
	Hartford Wolf Pack	AHL	4	0	0	0	11	--	--	--	--	--
	Florida Panthers	NHL	5	1	0	1	10	--	--	--	--	--
	Springfield Thunderbirds	AHL	18	1	3	4	28	--	--	--	--	--
	Grand Rapids Griffins	AHL	21	0	4	4	42	19	0	5	5	25
<b>NHL TOTALS</b>			<b>43</b>	<b>3</b>	<b>2</b>	<b>5</b>	<b>94</b>	<b>1</b>	<b>0</b>	<b>0</b>	<b>0</b>	<b>0</b>
<b>PRO TOTALS</b>			<b>268</b>	<b>16</b>	<b>36</b>	<b>52</b>	<b>637</b>	<b>40</b>	<b>0</b>	<b>7</b>	<b>7</b>	<b>57</b>



# DETROIT RED WINGS PROSPECTS



## ZACH NASTASIUK • CENTER

BORN MARCH 30, 1995 – BARRIE, ONTARIO  
HEIGHT 6.02 – WEIGHT 204 – SHOOTS RIGHT

Selected by Detroit in the second round (48th overall) of the 2013 NHL Entry Draft

Season	Team	Lge	REGULAR SEASON					PLAYOFFS				
			GP	G	A	Pts	PIM	GP	G	A	Pts	PIM
2010-11	Barrie Colts AAA	ETAMMHL	41	17	23	40	38	--	--	--	--	--
	Orangeville Flyers	OJHL	1	0	0	0	0	--	--	--	--	--
2011-12	Owen Sound Attack	OHL	68	11	8	19	15	5	1	0	1	0
2012-13	Owen Sound Attack	OHL	62	20	20	40	32	12	4	7	11	0
2013-14	Owen Sound Attack	OHL	62	23	28	51	26	5	3	1	4	2
	Grand Rapids Griffins	AHL	5	0	0	0	0	7	0	1	1	0
2014-15	Owen Sound Attack	OHL	64	35	42	77	34	5	1	0	1	4
	Grand Rapids Griffins	AHL	5	0	0	0	0	4	0	0	0	0
2015-16	Grand Rapids Griffins	AHL	27	3	5	8	4	--	--	--	--	--
	Toledo Walleye	ECHL	25	10	10	20	10	--	--	--	--	--
2016-17	Grand Rapids Griffins	AHL	7	0	1	1	0	--	--	--	--	--
	Toledo Walleye	ECHL	47	13	21	34	8	13	4	3	7	4
PRO TOTALS			116	26	37	63	22	24	4	4	8	4



## CHASE PEARSON • CENTER

BORN AUGUST 23, 1997 – ALPHARETTA, GEORGIA  
HEIGHT 6.02 – WEIGHT 200 – SHOOTS LEFT

Selected by Detroit in the fifth round (140th overall) of the 2015 NHL Entry Draft

Season	Team	Lge	REGULAR SEASON					PLAYOFFS				
			GP	G	A	Pts	PIM	GP	G	A	Pts	PIM
2012-13	Atlanta Fire U16	NAPHL	22	11	13	24	50	4	4	6	10	10
2013-14	Cornwall Colts	CCHL	39	8	15	23	18	5	0	1	1	2
	Youngstown Phantoms	USHL	2	0	0	0	0	--	--	--	--	--
2014-15	Youngstown Phantoms	USHL	57	12	14	26	96	4	0	2	2	0
2015-16	Youngstown Phantoms	USHL	55	12	38	50	61	--	--	--	--	--
2016-17	Maine Black Bears	HE	36	14	8	22	56	--	--	--	--	--



## CHASE PERRY • GOALTENDER


BORN FEBRUARY 8, 1996 – ANDOVER, MINNESOTA  
HEIGHT 6.03 – WEIGHT 195 – CATCHES LEFT

Selected by Detroit in the fifth round (136th overall) of the 2014 NHL Entry Draft

Season	Team	Lge	REGULAR SEASON					PLAYOFFS				
			GP	W	L	T/SOL	GAA	SO	GP	W	L	GAA
2010-11	Soo Eagles	NOJHL	13	--	--	--	2.95	--	15	--	--	2.42
2013-14	Wenatchee Wild	NAHL	35	15	12	6	2.34	2	10	5	5	1.83
2014-15	Colorado College Tigers	NCHC	15	1	8	1	3.97	0	--	--	--	--
2015-16	Wenatchee Wild	BCHL	43	23	16	0	2.62	5	9	4	5	2.74
2016-17	R.P.I. Engineers	ECAC	28	6	20	1	3.35	1	--	--	--	--



# DETROIT RED WINGS PROSPECTS



## KEITH PETRUZZELLI • GOALTENDER

BORN FEBRUARY 9, 1999 – WILBRAHAM, MASSACHUSETTS

HEIGHT 6.06 – WEIGHT 190 – CATCHES RIGHT

Selected by Detroit in the third round (88th overall) of the 2017 NHL Entry Draft

Season	Team	Lge	REGULAR SEASON					PLAYOFFS					
			GP	W	L	T/SOL	GAA	SO	GP	W	L	GAA	SO
2013-14	Springfield Cathedral High	USHS-MA	9	--	--	--	1.54	--	--	--	--	--	--
	Boston Jr. Bruins	USPHL-16	11	--	--	--	1.31	--	--	--	--	--	--
2014-15	Springfield Cathedral High	USHS-MA	22	--	--	--	0.99	--	--	--	--	--	--
	Springfield Rifles	MHSL-16	3	--	--	--	1.31	--	--	--	--	--	--
2015-16	Selects Hockey Academy	USPHL-18	22	21	1	0	1.13	9	3	3	0	1.59	1
2016-17	Muskegon Lumberjacks	USHL	35	22	10	1	2.40	2	2	0	1	2.61	0




## DAVID POPE • LEFT WING

BORN SEPTEMBER 27, 1994 – EDMONTON, ALBERTA

HEIGHT 6.03 – WEIGHT 198 – SHOOTS LEFT

Selected by Detroit in the fourth round (109th overall) of the 2013 NHL Entry Draft

Season	Team	Lge	REGULAR SEASON					PLAYOFFS				
			GP	G	A	Pts	PIM	GP	G	A	Pts	PIM
2009-10	Knights of Columbus	AMHL	27	2	8	10	12	--	--	--	--	--
2010-11	Pursuit of Excellence	CSSHL	10	8	8	16	2	5	4	4	8	2
2011-12	Cowichan Valley Capitals	BCHL	24	2	5	7	12	--	--	--	--	--
	Westside Warriors	BCHL	20	6	12	18	19	--	--	--	--	--
2012-13	West Kelowna Warriors	BCHL	42	17	22	39	20	7	4	1	5	2
2013-14	West Kelowna Warriors	BCHL	45	27	23	50	20	6	2	4	6	2
2014-15	Omaha Mavericks	NCHC	33	8	6	14	6	--	--	--	--	--
2015-16	Omaha Mavericks	NCHC	31	4	4	8	8	--	--	--	--	--
2016-17	Omaha Mavericks	NCHC	34	13	18	31	14	--	--	--	--	--



## MICHAEL RASMUSSEN • CENTER

BORN APRIL 17, 1999 – SURREY, BRITISH COLUMBIA


HEIGHT 6.06 – WEIGHT 221 – SHOOTS LEFT

Selected by Detroit in the first round (9th overall) of the 2017 NHL Entry Draft

Season	Team	Lge	REGULAR SEASON					PLAYOFFS				
			GP	G	A	Pts	PIM	GP	G	A	Pts	PIM
2013-14	Okanagan Hockey Academy	OMAHA	59	41	46	87	123	--	--	--	--	--
	Okanagan Hockey Academy	CSSHL-15	2	1	0	1	0	--	--	--	--	--
2014-15	Okanagan Hockey Academy	CSSHL	28	27	23	50	36	3	3	5	8	4
	Penticton Vees	BCHL	1	0	0	0	0	--	--	--	--	--
	Tri-City Americans	WHL	1	0	0	0	2	3	0	0	0	0
2015-16	Tri-City Americans	WHL	63	18	25	43	37	--	--	--	--	--
2016-17	Tri-City Americans	WHL	50	32	23	55	50	--	--	--	--	--



# DETROIT RED WINGS PROSPECTS




## DAN RENOUF • DEFENSE

BORN JUNE 12, 1994 – PICKERING, ONTARIO  
HEIGHT 6.02 – WEIGHT 205 – SHOOTS LEFT

Signed by Detroit as an unrestricted free agent on March 11, 2016

Season	Team	Lge	REGULAR SEASON					PLAYOFFS				
			GP	G	A	Pts	PIM	GP	G	A	Pts	PIM
2009-10	Ajax/Pickering Raiders	Midget	73	17	39	56	60	--	--	--	--	--
	Whitby Fury	CCHL	2	0	0	0	0	--	--	--	--	--
2010-11	The Hill Academy	CAHS	62	10	43	53	34	--	--	--	--	--
2011-12	Youngstown Phantoms	USHL	58	1	14	15	53	6	0	2	2	4
2012-13	Youngstown Phantoms	USHL	57	10	18	28	83	9	0	1	1	7
2013-14	Maine Black Bears	HE	34	1	10	11	12	--	--	--	--	--
2014-15	Maine Black Bears	HE	39	3	9	12	24	--	--	--	--	--
2015-16	Maine Black Bears	HE	38	6	9	15	36	--	--	--	--	--
	Grand Rapids Griffins	AHL	6	0	1	1	5	--	--	--	--	--
2016-17	Grand Rapids Griffins	AHL	67	3	13	16	95	19	2	2	4	6
	Detroit Red Wings	NHL	1	0	0	0	0	--	--	--	--	--
NHL TOTALS			1	0	0	0	0	0	0	0	0	0
PRO TOTALS			74	3	14	17	100	19	2	2	4	6




## ROBBIE RUSSO • DEFENSE

BORN FEBRUARY 15, 1993 – WESTMONT, ILLINOIS  
HEIGHT 6.00 – WEIGHT 191 – SHOOTS RIGHT

Signed by Detroit as an unrestricted free agent on August 16, 2015

Season	Team	Lge	REGULAR SEASON					PLAYOFFS				
			GP	G	A	Pts	PIM	GP	G	A	Pts	PIM
2007-08	Chicago Mission U16	TIEHL	31	2	5	7	16	--	--	--	--	--
2008-09	Chicago Mission U18	TIEHL	46	5	17	22	10	--	--	--	--	--
2009-10	U.S. NTDP U17	USHL	34	3	17	20	36	--	--	--	--	--
2010-11	U.S. NTDP U18	USHL	24	0	6	6	11	--	--	--	--	--
2011-12	Notre Dame Fighting Irish	CCHA	40	4	11	15	14	--	--	--	--	--
2012-13	Notre Dame Fighting Irish	CCHA	51	5	18	23	40	--	--	--	--	--
2013-14	Notre Dame Fighting Irish	HE	21	4	11	15	8	--	--	--	--	--
2014-15	Notre Dame Fighting Irish	HE	40	15	26	41	20	--	--	--	--	--
2015-16	Grand Rapids Griffins	AHL	71	5	34	39	42	9	1	4	5	9
2016-17	Grand Rapids Griffins	AHL	58	7	25	32	37	19	0	7	7	22
	Detroit Red Wings	NHL	19	0	0	0	2	--	--	--	--	--
NHL TOTALS			19	0	0	0	2	0	0	0	0	0
PRO TOTALS			148	12	59	71	81	28	1	11	12	31



## VILI SAARIJARVI • DEFENSE


BORN MAY 15, 1997 – ROVANIEMI, FINLAND  
HEIGHT 5.09 – WEIGHT 172 – SHOTS RIGHT

Selected by Detroit in the third round (73rd overall) of the 2015 NHL Entry Draft

Season	Team	Lge	REGULAR SEASON					PLAYOFFS				
			GP	G	A	Pts	PIM	GP	G	A	Pts	PIM
2010-11	RoKi	Fin-U16	3	1	1	2	0	--	--	--	--	--
2011-12	RoKi	Fin-U16	33	8	16	24	51	--	--	--	--	--
2012-13	Karpat	Fin-U16	10	4	7	11	8	9	5	9	14	10
	Karpat	Fin-U18	38	5	25	30	24	3	0	1	1	2
	Karpat	Fin-U20	3	0	1	1	0	2	0	0	0	4
2013-14	Karpat	Fin-U18	8	3	7	10	2	--	--	--	--	--
	Karpat	Fin-U20	40	7	21	28	10	12	1	0	1	6
2014-15	Green Bay Gamblers	USHL	57	6	17	23	14	--	--	--	--	--
2015-16	Flint Firebirds	OHL	59	12	31	43	32	--	--	--	--	--
	Toledo Walleye	ECHL	5	1	3	4	0	--	--	--	--	--
2016-17	Mississauga Steelheads	OHL	34	11	20	31	14	20	5	10	15	8
PRO TOTALS			5	1	3	4	0	0	0	0	0	0



# DETROIT RED WINGS PROSPECTS



## DYLAN SADOWY • LEFT WING

BORN APRIL 2, 1996 – WOODBRIDGE, ONTARIO

HEIGHT 6.00 – WEIGHT 205 – SHOOTS LEFT

Acquired by Detroit in a trade from San Jose on May 26, 2016

Season	Team	Lge	REGULAR SEASON					PLAYOFFS				
			GP	G	A	Pts	PIM	GP	G	A	Pts	PIM
2011-12	Vaughan Kings AAA	GTMMHL	40	14	22	36	--	--	--	--	--	--
	Vaughan Kings	Midget	53	33	45	78	--	--	--	--	--	--
2012-13	Saginaw Spirit	OHL	61	2	6	8	45	3	0	1	1	7
2013-14	Saginaw Spirit	OHL	68	27	9	36	69	5	4	0	4	2
2014-15	Saginaw Spirit	OHL	65	42	32	74	66	4	0	0	0	4
2015-16	Saginaw Spirit	OHL	36	20	14	34	31	--	--	--	--	--
	Barrie Colts	OHL	28	25	11	36	34	8	2	3	5	11
2016-17	Grand Rapids Griffins	AHL	38	4	2	6	18	--	--	--	--	--
	Toledo Walleye	ECHL	6	1	3	4	14	--	--	--	--	--
PRO TOTALS			44	5	5	10	32	0	0	0	0	0



## JORDAN SAMBROOK • DEFENSE

BORN APRIL 11, 1998 – MARKHAM, ONTARIO

HEIGHT 6.02 – WEIGHT 185 – SHOOTS RIGHT

Selected by Detroit in the fifth round (137th overall) of the 2016 NHL Entry Draft

Season	Team	Lge	REGULAR SEASON					PLAYOFFS				
			GP	G	A	Pts	PIM	GP	G	A	Pts	PIM
2013-14	South Central Coyotes	ETAMMHL	34	5	13	18	40	--	--	--	--	--
2014-15	Toronto Nationals	GTJHL	32	13	11	24	23	11	2	4	6	10
	Aurora Tigers	OJHL	7	0	0	0	0	1	0	0	0	0
2015-16	Erie Otters	OHL	67	9	18	27	40	13	0	4	4	14
2016-17	Erie Otters	OHL	61	15	25	40	61	22	5	5	10	26



## MALTE SETKOV • DEFENSE

BORN JANUARY 14, 1999 – RODOVRE, DENMARK

HEIGHT 6.06 – WEIGHT 192 – SHOOTS LEFT

Selected by Detroit in the fourth round (100th overall) of the 2017 NHL Entry Draft

Season	Team	Lge	REGULAR SEASON					PLAYOFFS				
			GP	G	A	Pts	PIM	GP	G	A	Pts	PIM
2013-14	Rodovre	Den-U17	12	0	1	1	6	8	0	0	0	2
	Rodovre	Den-U18	9	1	1	2	10	--	--	--	--	--
2014-15	Malmö Redhawks	Swe-U16	20	4	4	8	16	--	--	--	--	--
	Malmö Redhawks	Swe-U18	2	0	0	0	2	--	--	--	--	--
2015-16	Malmö Redhawks	Swe-U18	32	1	8	9	10	--	--	--	--	--
	Malmö Redhawks	Swe-U20	2	0	0	0	0	--	--	--	--	--
2016-17	Malmö Redhawks	Swe-U18	10	4	5	9	10	4	0	0	0	2
	Malmö Redhawks	Swe-U20	38	2	10	12	18	2	0	0	0	0





# DETROIT RED WINGS PROSPECTS




## GIVANI SMITH • RIGHT WING

BORN FEBRUARY 27, 1998 – TORONTO, ONTARIO

HEIGHT 6.02 – WEIGHT 206 – SHOOTS LEFT

Selected by Detroit in the second round (46th overall) of the 2016 NHL Entry Draft

Season	Team	Lge	REGULAR SEASON					PLAYOFFS				
			GP	G	A	Pts	PIM	GP	G	A	Pts	PIM
2013-14	Mississauga Senators	GTMMHL	26	9	8	17	71	7	4	4	8	4
2014-15	Barrie Colts	OHL	31	0	4	4	20	--	--	--	--	--
	Guelph Storm	OHL	30	7	8	15	56	9	2	3	5	10
2015-16	Guelph Storm	OHL	65	23	19	42	146	--	--	--	--	--
2016-17	Guelph Storm	OHL	64	26	18	44	139	--	--	--	--	--
	Grand Rapids Griffins	AHL	3	0	0	0	2	--	--	--	--	--
PRO TOTALS			3	0	0	0	2	0	0	0	0	0




## BEN STREET • CENTER

BORN FEBRUARY 13, 1987 – COQUITLAM, BRITISH COLUMBIA

HEIGHT 5.11 – WEIGHT 199 – SHOOTS LEFT

Signed by Detroit as a free agent on July 1, 2016

Season	Team	Lge	REGULAR SEASON					PLAYOFFS				
			GP	G	A	Pts	PIM	GP	G	A	Pts	PIM
2003-04	Salmon Arm Silverbacks	BCJHL	54	13	21	34	14	--	--	--	--	--
2004-05	Salmon Arm Silverbacks	BCJHL	56	29	39	68	21	--	--	--	--	--
2005-06	Wisconsin Badgers	WCHA	41	9	5	14	0	--	--	--	--	--
2006-07	Wisconsin Badgers	WCHA	41	10	7	17	16	--	--	--	--	--
2007-08	Wisconsin Badgers	WCHA	40	13	17	30	36	--	--	--	--	--
2008-09	Wisconsin Badgers	WCHA	4	1	0	1	8	--	--	--	--	--
2009-10	Wisconsin Badgers	WCHA	43	14	16	30	30	--	--	--	--	--
2010-11	Wheeling Nailers	ECHL	38	24	27	51	10	--	--	--	--	--
2011-12	Wilkes-Barre/Scranton Penguins	AHL	36	12	11	23	8	8	0	1	1	0
	Abbotsford Heat	AHL	71	27	30	57	24	12	1	2	3	2
2012-13	Abbotsford Heat	AHL	69	15	22	37	22	--	--	--	--	--
2013-14	Calgary Flames	NHL	6	0	1	1	0	--	--	--	--	--
	Abbotsford Heat	AHL	58	28	32	60	24	4	0	1	1	2
2014-15	Calgary Flames	NHL	13	0	1	1	4	--	--	--	--	--
	Lake Erie Monsters	AHL	44	9	30	39	10	--	--	--	--	--
2015-16	Colorado Avalanche	NHL	3	0	0	0	0	--	--	--	--	--
	San Antonio Rampage	AHL	15	7	14	21	4	--	--	--	--	--
2016-17	Colorado Avalanche	NHL	7	0	0	0	4	--	--	--	--	--
	Grand Rapids Griffins	AHL	62	25	30	55	16	19	8	13	21	2
	Detroit Red Wings	NHL	6	0	1	1	0	--	--	--	--	--
NHL TOTALS			35	0	3	3	8	0	0	0	0	0
PRO TOTALS			390	123	172	295	116	43	9	17	26	6



## EVGENY SVECHNIKOV • LEFT WING

BORN OCTOBER 3, 1996 – NEFTEGORSK, RUSSIA


HEIGHT 6.03 – WEIGHT 206 – SHOOTS LEFT

Selected by Detroit in the first round (19th overall) of the 2015 NHL Entry Draft

Season	Team	Lge	REGULAR SEASON					PLAYOFFS				
			GP	G	A	Pts	PIM	GP	G	A	Pts	PIM
2012-13	Bars Kazan	MHL	34	9	9	18	34	4	1	1	2	2
	Irbis Kazan	MHL-B	6	2	2	4	6	--	--	--	--	--
2013-14	Bars Kazan	MHL	29	14	13	27	68	6	4	1	5	14
	Ak Bars Kazan	KHL	3	0	0	0	0	--	--	--	--	--
2014-15	Cape Breton Screaming Eagles	OMJHL	55	32	46	78	70	7	1	6	7	14
2015-16	Cape Breton Screaming Eagles	OMJHL	50	32	47	79	97	13	4	11	15	8
	Grand Rapids Griffins	AHL	--	--	--	--	--	2	0	1	1	0
2016-17	Grand Rapids Griffins	AHL	74	20	31	51	62	19	5	7	12	20
	Detroit Red Wings	NHL	2	0	0	0	0	--	--	--	--	--
NHL TOTALS			2	0	0	0	0	0	0	0	0	0
PRO TOTALS			79	20	31	51	62	21	5	8	13	20



# DETROIT RED WINGS PROSPECTS




## LIBOR SULAK • DEFENSE

BORN MARCH 4, 1994 – PELHRIMOV, CZECH REPUBLIC  
HEIGHT 6.02 – WEIGHT 207 – SHOOTS LEFT

Signed by Detroit as an unrestricted free agent on May 24, 2017

Season	Team	Lge	REGULAR SEASON					PLAYOFFS				
			GP	G	A	Pts	PIM	GP	G	A	Pts	PIM
2008-09	HC Havlickuv Brod	CzR-U18	1	0	0	0	6	1	0	0	0	0
2009-10	HC Havlickuv Brod	CzR-U16	29	2	4	6	47	--	--	--	--	--
	HC Havlickuv Brod	CzR-U18	16	0	0	0	8	--	--	--	--	--
2010-11	HC Havlickuv Brod	CzR-U18	40	4	7	11	34	3	0	2	2	4
	HC Havlickuv Brod	CzR-U20	9	0	0	0	2	--	--	--	--	--
2011-12	Tatranski Vlci	MHL	50	6	5	11	73	--	--	--	--	--
2012-13	KLH Chomutov	CzR-U20	40	9	9	18	12	3	1	0	1	0
	SK Kadan	Czech-2	--	--	--	--	--	2	0	0	0	2
2013-14	KLH Chomutov	CzR-U20	19	4	6	10	28	11	8	1	9	10
	Pirati Chomutov	Czech	32	2	2	4	14	1	0	0	0	0
	SK Kadan	Czech-2	1	0	0	0	0	--	--	--	--	--
2014-15	KLH Chomutov	CzR-U20	12	6	5	11	8	--	--	--	--	--
	Pirati Chomutov	Czech-2	29	1	5	6	12	22	4	3	7	14
	SK Kadan	Czech-2	9	3	2	5	10	--	--	--	--	--
2015-16	Orli Znojmo	EBEL	52	6	12	18	14	18	2	4	6	16
2016-17	Orli Znojmo	EBEL	54	10	18	28	41	4	3	0	3	2
PRO TOTALS			177	22	39	61	91	47	9	7	16	34



## ERIC TANGRADI • LEFT WING


BORN FEBRUARY 10, 1989 – PHILADELPHIA, PENNSYLVANIA  
HEIGHT 6.04 – WEIGHT 226 – SHOOTS LEFT

Signed by Detroit as an unrestricted free agent on July 8, 2015

Season	Team	Lge	REGULAR SEASON					PLAYOFFS				
			GP	G	A	Pts	PIM	GP	G	A	Pts	PIM
2005-06	Wyoming Seminary	USHS-PA	38	21	23	44	120	--	--	--	--	--
2006-07	Belleville Bulls	OHL	65	5	15	20	32	15	8	9	17	14
2007-08	Belleville Bulls	OHL	56	24	36	60	41	21	7	11	18	20
2008-09	Belleville Bulls	OHL	55	38	50	88	61	16	8	13	21	12
2009-10	W-B/Scranton Penguins	AHL	65	17	22	39	31	4	1	1	2	6
	Pittsburgh Penguins	NHL	1	0	0	0	0	--	--	--	--	--
2010-11	W-B/Scranton Penguins	AHL	42	18	15	33	86	--	--	--	--	--
	Pittsburgh Penguins	NHL	15	1	2	3	10	1	0	0	0	0
2011-12	W-B/Scranton Penguins	AHL	37	15	16	31	40	10	4	6	10	14
	Pittsburgh Penguins	NHL	24	0	2	2	16	2	0	1	1	0
2012-13	W-B/Scranton Penguins	AHL	34	10	8	18	57	--	--	--	--	--
	Pittsburgh Penguins	NHL	5	0	0	0	0	--	--	--	--	--
	Winnipeg Jets	NHL	36	1	3	4	22	--	--	--	--	--
2013-14	Winnipeg Jets	NHL	55	3	3	6	21	--	--	--	--	--
2014-15	Hamilton Bulldogs	AHL	48	14	17	31	56	--	--	--	--	--
	Montreal Canadiens	NHL	7	0	0	0	17	--	--	--	--	--
2015-16	Grand Rapids Griffins	AHL	72	28	28	56	66	7	2	3	5	4
	Detroit Red Wings	NHL	1	0	0	0	0	--	--	--	--	--
2016-17	Grand Rapids Griffins	NHL	54	17	27	44	53	19	2	17	19	12
NHL TOTALS			144	5	10	15	86	3	0	1	1	0
PRO TOTALS			496	124	143	267	475	43	9	28	27	36



# DETROIT RED WINGS PROSPECTS




## DOMINIC TURGEON • CENTER

BORN FEBRUARY 25, 1996 – CHERRY HILLS VILLAGE, COLORADO  
HEIGHT 6.02 – WEIGHT 200 – SHOOTS LEFT

Selected by Detroit in the third round (63rd overall) of the 2014 NHL Entry Draft

Season	Team	Lge	REGULAR SEASON					PLAYOFFS				
			GP	G	A	Pts	PIM	GP	G	A	Pts	PIM
2011-12	Colorado Thunderbirds	TIEHL	40	25	15	40	4	--	--	--	--	--
	Portland Winterhawks	WHL	1	0	0	0	0	--	--	--	--	--
2012-13	Portland Winterhawks	WHL	54	3	5	8	2	5	0	0	0	0
2013-14	Portland Winterhawks	WHL	65	10	21	31	31	21	2	6	8	18
2014-15	Portland Winterhawks	WHL	67	18	25	43	36	17	8	1	9	0
2015-16	Portland Winterhawks	WHL	72	36	34	70	22	2	0	1	1	0
2016-17	Grand Rapids Griffins	AHL	71	6	12	18	6	19	1	1	2	2
PRO TOTALS			71	6	12	18	6	19	1	1	2	2




## JULIUS VAHATALO • CENTER

BORN MARCH 23, 1995 – VAHTO, FINLAND  
HEIGHT 6.06 – WEIGHT 205 – SHOOTS LEFT

Selected by Detroit in the sixth round (166th overall) of the 2014 NHL Entry Draft

Season	Team	Lge	REGULAR SEASON					PLAYOFFS				
			GP	G	A	Pts	PIM	GP	G	A	Pts	PIM
2009-10	TuTo	Fin-U16	23	6	12	18	6	2	0	0	0	0
2010-11	TuTo	Fin-U16	17	29	29	58	4	2	2	0	2	2
	TuTo	Fin-U18	27	4	9	13	35	--	--	--	--	--
2011-12	TUTO Hockey	Fin-U17	5	1	0	1	4	--	--	--	--	--
	TUTO Hockey	Fin-U18	6	3	3	6	2	--	--	--	--	--
	TPS	Fin-U18	17	5	12	17	14	6	2	4	6	0
	TPS	Fin-U20	8	1	1	2	0	--	--	--	--	--
2012-13	TPS	Fin-U18	13	11	13	24	8	1	0	2	2	0
	TPS	Fin-U20	8	0	4	4	2	--	--	--	--	--
2013-14	TPS	Fin-U20	33	18	21	39	6	3	0	0	0	0
	TPS	SM-Liiga	18	3	0	3	0	--	--	--	--	--
2014-15	TPS	Fin-U20	12	7	9	16	6	12	7	6	13	0
	TPS	SM-Liiga	36	1	1	2	8	--	--	--	--	--
2015-16	TPS	Fin-U20	3	1	5	6	0	--	--	--	--	--
	TPS	SM-Liiga	49	9	4	13	6	6	0	0	0	0
2016-17	TPS	SM-Liiga	45	3	4	7	8	4	0	0	0	12
	TPS	Fin-U20	7	0	4	4	0	--	--	--	--	--
	TUTO Hockey	Fin-2	2	2	1	3	0	--	--	--	--	--
PRO TOTALS			150	18	10	18	14	6	0	0	0	0



## JOREN VAN POTTELBERGHE • GOALTENDER


BORN JUNE 5, 1997 – ZUG, SWITZERLAND  
HEIGHT 6.02 – WEIGHT 201 – CATCHES LEFT

Selected by Detroit in the fourth round (110th overall) of the 2015 NHL Entry Draft

Season	Team	League	REGULAR SEASON					PLAYOFFS				
			GP	W	L	T/SOL	GAA	SO	GP	W	L	SO
2013-14	Linköping HC	Swe-U18	7	4	3	0	1.27	2	--	--	--	--
2014-15	Linköping HC	Swe-U18	15	10	5	0	1.25	4	--	--	--	--
	Linköping HC	Swe-U20	11	11	0	0	1.89	0	--	--	--	--
2015-16	Linköping HC	Swe-U20	19	11	8	0	2.63	0	--	--	--	--
2016-17	HC Davos	NLA	17	--	--	--	2.62	0	--	--	--	--
PRO TOTALS			17	--	--	--	2.62	0	0	0	0	0.00



# DETROIT RED WINGS PROSPECTS




## REILLY WEBB • DEFENSE

BORN MAY 4, 1999 – STONEY CREEK, ONTARIO

HEIGHT 6.03 – WEIGHT 201 – SHOOTS RIGHT

Selected by Detroit in the sixth round (164th overall) of the 2017 NHL Entry Draft

Season	Team	Lge	REGULAR SEASON					PLAYOFFS				
			GP	G	A	Pts	PIM	GP	G	A	Pts	PIM
2013-14	Toronto Titans AAA	GTMMHL	5	0	0	0	0	--	--	--	--	--
2014-15	Toronto Titans AAA	GTMMHL	32	9	11	20	--	--	--	--	--	--
2015-16	Ancaster Avalanche	GOJHL	9	1	3	4	6	10	0	3	3	20
	Hamilton Bulldogs	OHL	8	0	0	0	4	--	--	--	--	--
2016-17	Hamilton Bulldogs	OHL	12	0	1	1	5	7	0	0	0	7



## LANE ZABLOCKI • RIGHT WING

BORN DECEMBER 27, 1998 – WETASKIWIN, ALBERTA

HEIGHT 6.00 – WEIGHT 190 – SHOOTS RIGHT

Selected by Detroit in the third round (79th overall) of the 2017 NHL Entry Draft

Season	Team	Lge	REGULAR SEASON					PLAYOFFS				
			GP	G	A	Pts	PIM	GP	G	A	Pts	PIM
2012-13	Leduc Oil Kings AAA	AMMHL	2	2	0	2	4	--	--	--	--	--
2013-14	Leduc Oil Kings AAA	AMMHL	37	45	36	81	54	--	--	--	--	--
	Leduc Oil Kings	AMHL	6	3	2	5	6	--	--	--	--	--
2014-15	Sherwood Park Crusaders	AJHL	55	15	10	25	114	2	1	0	1	0
2015-16	Sherwood Park Crusaders	AJHL	1	0	1	1	2	--	--	--	--	--
	Regina Pats	WHL	72	18	19	37	95	12	7	2	9	19
2016-17	Regina Pats	WHL	33	9	16	25	48	--	--	--	--	--
	Red Deer Rebels	WHL	31	19	10	29	49	6	6	2	8	20





# GRAND RAPIDS GRIFFINS

## CLUB DIRECTORY

130 West Fulton, Suite 111  
Grand Rapids, MI 49503

Phone: (616) 774-4585 | (800) 2-HOCKEY • Fax: (616) 336-5464

Tickets: (616) 222-4000 | (800) 585-3737

Press Box: (616) 742-6410

griffins-hockey.com | facebook.com/grgriffins | twitter.com/griffins-hockey



**TIM GORTSEMA**  
President



**TODD NELSON**  
Head Coach

### EXECUTIVES

Co-Owner/CEO/Governor .....	DAN DeVOS
Co-Owner & Chairman .....	DAVID VAN ANDEL
President & COO - DP Fox .....	DIANE MAHER
Alternate Governor - Griffins/Senior Vice President - DP Fox .....	SCOTT GORSLINE
President .....	TIM GORTSEMA
Vice President of Community Relations and Broadcasting .....	BOB KASER
Vice President of Corporate Sales .....	SEAN WRIGHT
Vice President of Ticket Sales .....	MATT BATCHELDER

### HOCKEY OPERATIONS

General Manager .....	RYAN MARTIN
Head Coach .....	TODD NELSON
Assistant Coaches .....	BEN SIMON, BRUCE RAMSAY, MIKE KNUBLE
Goaltending Development Coach .....	BRIAN MAHONEY-WILSON
Video Coach .....	BILL LeROY
Athletic Trainer .....	JOHN BERNAL
Equipment Manager .....	BRAD THOMPSON
Assistant Equipment Manager .....	ANDREW STEGHUIS
Strength and Conditioning Coordinator .....	MARCUS KINNEY
Executive Assistant .....	KELLY PAWLAK

### PUBLIC & COMMUNITY RELATIONS

Senior Director of Public Relations .....	RANDY CLEVES
Public Relations Manager .....	JASON PEARSON
Graphic Designer .....	JESSICA ALBERT-HUYNH
Executive Director - Griffins Youth Foundation .....	LYNN RABAUT

### SALES & MARKETING

Director of Digital Marketing .....	MARISSA MALSON
Director of Game Operations .....	PHIL CRONIN
Director of Group Sales .....	JOHN HOFFA
Corporate Sales Account Managers .....	JAKE ENGEL, STEVE RITSEMA, TRAVIS ROPER
Corporate Sales Fulfillment Coordinator .....	ABBIE HAJI-SHEIKH
Group Sales Account Manager .....	ZACK KRYWYJ
Group Sales Account Executive .....	JOE YANCHO
Season Ticket Sales Account Executives .....	JESSICA BOYER, PETER VAN DAME
Season Ticket Services Coordinator .....	AMANDA ALDRICH
Graphic Designer/Photographer .....	SAM IANNAMICO

Digital Media Production Manager .....	MICHAEL SPRUIT
Digital Marketing Assistant .....	MEGAN SCHRODER

### FINANCE & ADMINISTRATION/ TICKET OPERATIONS

Director of Accounting and Tax .....	LISA VEDDER
Accounting Assistant .....	BETH DECKER
Director of Ticket Operations .....	CHAD ERWIN
Ticket Operations Manager .....	STEVE HORSTMANN

### GRIFF'S ICEHOUSE AT BELKNAP PARK

Facility Manager .....	TERRY MARSHALL
Asst. Facilities Manager .....	MATT MARTINELLI
Asst. Facilities Manager .....	PETER PIATEK
Administrative Assistant .....	DEB HUYSER

### GRIFF'S ICEHOUSE WEST

General Manager .....	SCOTT REDMAN
Maintenance Manager .....	STEVEN HERLINE







# GRAND RAPIDS GRIFFINS

## REGULAR SEASON STATISTICS

### 2016-17 REGULAR SEASON STATISTICS

NO.	PLAYER	POS	GP	G	A	PTS	+/-	PIM	PPG	SHG	GWG	SH
28	Matt Lorigo	LW	61	22	34	56	5	25	5	1	4	139
18	Ben Street	C	62	25	30	55	4	16	10	2	6	199
77	Evgeny Svechnikov	RW	74	20	31	51	0	62	6	0	5	187
27	Martin Frk	RW	65	27	23	50	-4	58	12	0	5	232
26	Eric Tangradi	LW	54	17	27	44	16	53	8	0	4	134
15	Mitch Callahan	RW	66	16	27	43	6	57	8	1	2	141
51	Kyle Criscuolo	C	76	17	24	41	15	14	4	0	3	147
19	Tomas Nosek	C	51	15	26	41	4	33	7	2	1	94
39	Tyler Bertuzzi	LW	48	12	25	37	15	37	2	0	3	117
55	Matt Ford	RW	51	14	21	35	6	28	6	1	1	123
2	Joe Hicketts	D	73	7	27	34	15	40	1	0	2	109
5	Robbie Russo	D	58	7	25	32	15	37	3	0	2	119
45	Colin Campbell	RW	57	9	11	20	-2	35	0	1	1	127
23	Dominic Turgeon	C	71	6	12	18	7	6	0	0	1	79
4	Nathan Paetsch	D	73	1	17	18	15	30	0	0	0	79
20	Dan Renouf	D	67	3	13	16	12	95	0	0	1	50
18	Brian Lashoff	D	62	3	8	11	-2	32	0	0	0	73
44	Connor Allen	D	56	1	10	11	-4	49	0	0	0	47
8	Anthony Mantha	LW	10	8	2	10	2	6	4	0	1	34
22	Louis-Marc Aubry	C	36	4	5	9	-1	17	0	1	1	59
29	Dylan Sadowny	RW	38	4	2	6	-4	18	0	0	0	51
14	Nick Jensen	D	27	1	5	6	8	6	1	0	0	44
21	Mike Borkowski	C	51	3	2	5	1	2	0	0	0	46
52	Dylan McIlrath	D	21	0	4	4	-3	42	0	0	0	21
32	Drew Miller	LW	7	2	1	3	2	0	0	0	0	8
42	Dominik Shine	F	8	0	3	3	-2	7	0	0	0	16
13	Tomas Jurco	LW	2	1	1	2	0	6	1	0	0	7
9	Axel Holmstrom	F	7	1	1	2	-1	2	0	0	1	9
13	Filip Hronek	D	10	1	1	2	1	4	1	0	0	11
17	Matt Caito	D	13	1	1	2	1	6	1	0	0	20
25	Patrick McCarron	D	1	0	1	1	0	0	0	0	0	2
37	Zach Nastasiuk	RW	7	0	1	1	-2	0	0	0	0	6
40	Eddie Pasquale	G	29	0	1	1	0	0	0	0	0	1
3	Dennis Cholowski	D	1	0	0	0	1	0	0	0	0	0
6	Tylor Spink	C	1	0	0	0	-2	0	0	0	0	1
43	Givani Smith	RW	3	0	0	0	-2	2	0	0	0	2
33	Jimmy Howard	G	4	0	0	0	0	0	0	0	0	0
35	Cal Heeter	G	12	0	0	0	0	0	0	0	0	0
31	Jared Coreau	G	33	0	0	0	0	0	0	0	0	0

NO.	PLAYER	GP	MIN	GAA	W	L	SOL	SO	GA	SVS	SPCT
35	Cal Heeter	12	723:44	2.07	10	2	0	1	25	350	0.933
33	Jimmy Howard	4	227:23	2.11	3	1	0	1	8	92	0.920
31	Jared Coreau	33	1979:02	2.33	19	11	3	2	77	849	0.917
40	Eddie Pasquale	29	1653:32	2.43	15	9	3	4	67	760	0.919





# GRAND RAPIDS GRIFFINS

## PLAYOFF STATISTICS

### 2017 PLAYOFF STATISTICS

NO.	PLAYER	POS	GP	G	A	PTS	+/-	PIM	PPG	SHG	GWG	SH
19	Tomas Nosek	C	19	10	12	22	4	18	5	0	4	56
10	Ben Street	C	19	8	13	21	4	2	0	0	2	64
39	Tyler Bertuzzi	LW	19	9	10	19	1	50	0	0	2	38
26	Eric Tangradi	LW	19	2	17	19	6	12	0	0	0	57
15	Mitch Callahan	RW	19	6	10	16	10	18	1	0	2	45
27	Martin Frk	RW	16	5	10	15	3	20	1	0	1	43
28	Matt Lorito	LW	19	7	6	13	3	4	3	0	1	55
55	Matt Ford	RW	19	8	4	12	-2	24	6	0	1	51
77	Evgeny Svechnikov	RW	19	5	7	12	0	20	3	0	0	50
51	Kyle Criscuolo	C	19	5	4	9	6	14	0	0	1	35
2	Joe Hicketts	D	19	1	7	8	8	8	0	0	0	30
4	Nathan Paetsch	D	19	2	5	7	1	8	0	0	0	17
5	Robbie Russo	D	19	0	7	7	-2	22	0	0	0	41
52	Dylan McIlrath	D	19	0	5	5	10	25	0	0	0	16
20	Dan Renouf	D	19	2	2	4	7	6	0	0	1	17
18	Brian Lashoff	D	17	1	3	4	3	12	0	0	0	12
45	Colin Campbell	RW	17	0	4	4	0	15	0	0	0	23
23	Dominic Turgeon	C	19	1	1	2	-2	2	0	0	0	19
9	Axel Holmstrom	F	4	1	0	1	2	0	0	0	0	2
21	Mike Borkowski	C	1	0	0	0	-1	0	0	0	0	1
40	Eddie Pasquale	G	1	0	0	0	0	0	0	0	0	0
13	Filip Hronek	D	2	0	0	0	-2	6	0	0	0	0
31	Jared Coreau	G	19	0	0	0	0	2	0	0	0	0

NO.	PLAYER	GP	MIN	GAA	W	L	SOL	SO	GA	SVS	SPCT
40	Eddie Pasquale	1	40:37	0.00	0	0	0	0	0	19	1.000
31	Jared Coreau	19	1140:48	2.84	15	4	0	0	54	542	0.909





# TOLEDO WALLEYE

## CLUB DIRECTORY

406 Washington Street  
Toledo, Ohio 43604

Phone: (419) 725-9255

Arena Address: 500 Jefferson Ave., Toledo, OH 43604

toledowalleye.com | facebook.com/walleye | twitter.com/toledowalleye



**JOE NAPOLI**  
President & CEO



**DAN WATSON**  
Head Coach

### FRONT OFFICE STAFF

President & CEO .....	<b>JOE NAPOLI</b>
Executive Vice President & General Manager, Toledo Walleye .....	<b>NEIL NEUKAM</b>
Executive Vice President & General Manager, Toledo Mud Hens .....	<b>ERIK IBSEN</b>
Chief Marketing Officer .....	<b>KIM MCBROOM</b>
Office Manager .....	<b>CAROL HAMILTON</b>
Executive Assistant to the President & CEO .....	<b>BETH LOY</b>
Executive Assistant to the Executive Vice Presidents and General Managers .....	<b>PAM MIRANDA</b>
Executive Assistant of Marketing & Communications .....	<b>BRENDA LEE MURPHY</b>

### HOCKEY OPERATIONS

Head Coach .....	<b>DAN WATSON</b>
Assistant Coach .....	<b>ANDY DELMORE</b>
Athletic Trainer .....	<b>BRAD FREDRICK</b>
Equipment Manager .....	<b>DAVE ALEO</b>
Strength & Conditioning .....	<b>DAN JONES</b>
Team Physician .....	<b>MATT ROTH, MD</b>
Head Scout/Director of Player Personnel .....	<b>ED BURKHOLDER</b>

### MARKETING & COMMUNICATIONS

Communications & Media Director .....	<b>ANDI ROMAN</b>
Creative Director .....	<b>DAN ROYER</b>
Director of Broadcast Services .....	<b>GREG TYE</b>
Digital Marketing Manager .....	<b>NATHAN STEINMETZ</b>
Community Relations & Com. Manager .....	<b>ROB WIERCINSKI</b>
Graphic Designers .....	<b>WILL MELLON, ALEX DARTT</b>
Marketing Coordinator .....	<b>TAMMY COLLINS</b>
Social Media Coordinator .....	<b>AMANDA JERZYKOWSKI</b>
Video Production Coordinator .....	<b>CORY MARSHALL</b>

### PROMOTIONS & SPECIAL EVENTS

Director of Events & Entertainment .....	<b>MICHAEL KEEDY</b>
Manager of Events & Game Day Presentation .....	<b>EMILY CROLL</b>
Event & Entertainment Coordinator .....	<b>NALANI PETRANGELO</b>
Special Event & Game Day Presentation Coordinators .....	<b>TYLER CLARK, C.J. O'LEARY</b>
Strategic Planning Coordinator .....	<b>HEATHER BRUNSTING</b>

### CORPORATE PARTNERSHIPS

Director of Corporate Partnerships .....	<b>ED SINTIC</b>
Corporate Partnerships Consultant .....	<b>ROB RICE</b>
Partnerships Coordinator .....	<b>ASHLEY LONSWAY</b>

### TICKET DEPARTMENT

Director of Ticket Sales and Service .....	<b>BRIAN PERKINS</b>
Manager of Group Sales & Experiences .....	<b>KYLE MOLL</b>
Manager, Box Office Sales & Services .....	<b>JENNIFER HILL</b>
Game Plan and Group Fun Consultants .....	<b>PHIL BARGARDI,</b> <b>PJ CARR, JOHN DOTSON, BECKY FITTS, ADAM HAMAN,</b> <b>LAURA HEINZ, ZACH KRAMER, DAVID SIMS</b>
Theme Night Consultants .....	<b>SCOTT MCGORTY,</b> <b>RITA NATTER, BRIAN WILSON</b>
Service Team Manager .....	<b>TROY HAMMERSMITH</b>
Ticket Service Squad .....	<b>HALEY DENNIS, SAMANTHA HOOT</b>
Game Plan Advisor .....	<b>COLLEEN RERUCHA</b>

### OPERATIONS / BROADCAST / TEAM STORE

Manager of Game Day Operations .....	<b>GREG SETOLA</b>
Manager of Team Operations / Broadcaster .....	<b>MATT MELZAK</b>
Director of Merchandise and Licensing .....	<b>CRAIG KATZ</b>
Fanware Store Manager .....	<b>ADAM STONE</b>

### ACCOUNTING

Controller .....	<b>BRIAN LEVERENZ</b>
Accounting Manager .....	<b>SHERI KELLY</b>
Assistant Controller .....	<b>TOM MITCHELL</b>
Accounting Staff .....	<b>SHELLY SOLIS</b>





# TOLEDO WALLEYE

## REGULAR SEASON STATISTICS

### 2016-17 REGULAR SEASON STATISTICS

NO.	PLAYER	POS	GP	G	A	PTS	+/-	PIM	PPG	SHG	GWG	SH
10	Shane Berschbach	F	70	18	68	86	15	25	8	0	2	145
24	Tylor Spink	F	66	28	48	76	24	46	5	1	3	163
12	Tyson Spink	F	69	33	42	75	17	60	9	0	9	190
86	Evan Rankin	F	66	28	27	55	17	49	8	0	6	167
9	Simon Denis	D	70	15	40	55	40	29	6	0	2	165
11	Nolan Zajac	D	61	11	43	54	31	27	4	0	5	137
23	Alden Hirschfeld	F	55	23	26	49	17	27	4	3	1	138
27	A.J. Jenks	F	46	19	27	46	-3	47	7	1	3	155
25	Dane Walters	F	59	21	17	38	28	28	3	1	2	125
17	Beau Schmitz	D	67	4	31	35	25	62	1	0	2	67
7	Zach Nastasiuk	F	47	13	21	34	9	8	1	1	0	87
16	Tyler Sikura	F	39	13	16	29	16	8	1	1	0	96
4	Jacob MacDonald	D	30	7	19	26	12	24	2	0	1	83
15	J.P. LaFontaine	F	35	11	11	22	2	25	3	1	3	59
14	Alex Globke	F	29	5	12	17	5	13	1	0	0	35
8	Matt Caito	D	23	8	6	14	7	18	4	0	0	61
41	Jordan Hill	D	41	3	11	14	15	27	0	0	1	45
20	Scott Czarnewczan	D	13	5	8	13	-1	18	2	0	1	33
26	Matthew Santos	F	49	6	6	12	4	35	1	0	1	54
28	Kyle Bonis	F	9	6	5	11	10	2	0	1	1	44
16	Justin Agosta	D	12	0	10	10	9	2	0	0	0	9
22	Chris Leone	D	28	2	8	10	4	8	0	0	0	27
20	Mike Borkowski	F	6	3	6	9	10	2	0	0	1	11
19	Carter Sandlak	F	41	5	2	7	0	34	0	0	1	39
28	Dylan Sadowy	F	6	1	3	4	4	14	0	0	1	8
4	Landon Oslanski	D	12	2	2	4	-2	34	1	0	0	36
18	Jared Nightingale	D	26	1	3	4	-5	66	0	0	0	27
22	Charlie O'Connor	F	5	2	1	3	4	0	0	0	2	5
20	Matt Pohlkamp	F	9	1	2	3	3	0	0	0	0	20
3	Derek Docken	D	4	0	2	2	1	0	0	0	0	6
22	Erik Bradford	F	5	1	1	2	1	4	0	0	0	11
20	Nathan Moon	F	7	2	0	2	-3	4	2	0	0	18
2	Parker Reno	D	10	0	2	2	3	12	0	0	0	8
5	Frank Misuraca	D	13	1	1	2	-8	0	0	0	0	9
35	Jake Paterson	G	49	0	2	2	0	2	0	0	0	0
7	Jack Barre	F	2	0	1	1	2	0	0	0	0	2
8	Daniel Gentzler	F	2	0	1	1	0	7	0	0	0	0
18	Mike McKee	F	4	0	1	1	-2	16	0	0	0	1
5	Tim Campbell	D	5	1	0	1	0	2	0	0	0	9
1	Cal Heeter	G	17	0	1	1	0	4	0	0	0	0
30	Steve Racine	G	2	0	0	0	0	0	0	0	0	0
31	Jeff Lerg	G	5	0	0	0	0	0	0	0	0	0
5	Travis Jeke	D	9	0	0	0	-2	4	0	0	0	18

NO.	PLAYER	GP	MIN	GAA	W	L	SOL	SO	GA	SVS	SPCT
35	Jake Paterson	40	2,919	2.28	34	13	2	7	111	1,239	0.918
1	Cal Heeter	17	1,042	2.99	14	2	1	1	52	454	0.897
30	Steve Racine	2	90	3.34	0	1	0	0	5	39	0.886
31	Jeff Lerg	5	300	3.40	3	1	1	0	17	138	0.890





# TOLEDO WALLEYE

## PLAYOFF STATISTICS

### 2017 PLAYOFF STATISTICS

NO.	PLAYER	POS	GP	G	A	PTS	+/-	PIM	PPG	SHG	GWG	SH
28	Kyle Bonis	F	17	10	8	18	-2	2	3	0	0	71
12	Tyson Spink	F	17	7	11	18	0	12	2	0	1	54
10	Shane Berschbach	F	17	2	15	17	-3	7	0	0	1	33
86	Evan Rankin	F	17	8	6	14	6	13	2	0	1	42
24	Taylor Spink	F	16	5	8	13	-1	10	2	0	0	21
27	A.J. Jenks	F	17	8	3	11	-3	29	1	0	4	36
25	Dane Walters	F	17	5	5	10	-1	12	2	0	1	40
8	Matt Caito	D	17	1	8	9	2	15	1	0	0	35
11	Nolan Zajac	D	16	0	9	9	-1	6	0	0	0	27
7	Zach Nastasiuk	F	13	4	3	7	-2	4	0	0	0	24
4	Landon Oslanski	D	15	3	3	6	-2	22	1	0	0	16
23	Alden Hirschfeld	F	13	1	5	6	-5	7	0	0	0	15
9	Simon Denis	D	9	2	3	5	-2	2	1	0	1	22
17	Beau Schmitz	D	17	1	2	3	-5	14	0	0	0	10
15	J.P. LaFontaine	F	13	0	3	3	1	2	0	0	0	11
14	Alex Globke	F	7	1	0	1	-3	4	0	0	0	3
1	Jeff Lerg	G	10	0	1	1	0	0	0	0	0	0
16	Justin Agosta	D	14	0	1	1	1	6	0	0	0	13
41	Jordin Hill	D	17	0	1	1	4	15	0	0	0	9
22	Charlie O'Connor	F	3	0	0	0	-2	0	0	0	0	2
35	Jake Paterson	G	9	0	0	0	0	0	0	0	0	0

NO.	PLAYER	GP	MIN	GAA	W	L	SOL	SO	GA	SVS	SPCT
1	Jeff Lerg	10	565	2.55	6	3	1	1	24	251	0.913
35	Jake Paterson	9	496	3.51	3	3	1	0	29	230	0.888



# 2017-18 DETROIT RED WINGS ROSTER

FORWARDS						
NO.	POS.	PLAYER	HT.	WT.	D.O.B.	BIRTHPLACE
8	LW	Justin Abdelkader	6-2	218	Feb. 25, 1987	Muskegon, Michigan
14	RW	Gustav Nyquist	5-11	184	Sept. 1, 1989	Halmstad, Sweden
15	C	Riley Sheahan	6-3	226	Dec. 7, 1991	St. Catharines, Ontario
21	LW	Tomas Tatar	5-10	185	Dec. 1, 1990	Ilava, Slovakia
28	RW	Luke Witkowski	6-2	217	Apr. 14, 1990	Holland, Michigan
39	RW	Anthony Mantha	6-5	221	Sept. 16, 1994	Longueuil, Quebec
40	C	Henrik Zetterberg	6-0	197	Oct. 9, 1980	Njurunda, Sweden
41	RW	Luke Glendening	5-11	199	Apr. 28, 1989	Grand Rapids, Michigan
43	LW	Darren Helm	6-0	196	Jan. 21, 1987	St. Andrews, Manitoba
51	C	Frans Nielsen	6-1	188	Apr. 24, 1984	Herning, Denmark
71	C	Dylan Larkin	6-1	190	July 30, 1996	Waterford, Michigan
72	LW	Andreas Athanasiou	6-2	188	Aug. 6, 1994	Woodbridge, Ontario
DEFENSEMEN						
NO.	POS.	PLAYER	HT.	WT.	D.O.B.	BIRTHPLACE
3	D	Nick Jensen	6-0	200	Sept. 21, 1990	Rogers, Minnesota
25	D	Mike Green	6-1	207	Oct. 12, 1985	Calgary, Alberta
52	D	Jonathan Ericsson	6-4	220	Mar. 2, 1984	Karlskrona, Sweden
55	D	Niklas Kronall	6-0	194	Jan. 12, 1981	Stockholm, Sweden
61	D	Xavier Ouellet	6-1	208	July 29, 1993	Bayonne, France
62	D	Ryan Sproul	6-4	211	Jan. 13, 1993	Mississauga, Ontario
65	D	Danny DeKeyser	6-3	192	Mar. 7, 1990	Detroit, Michigan
83	D	Trevor Daley	5-11	195	Oct. 9, 1983	Toronto, Ontario
GOALTENDERS						
NO.	POS.	PLAYER	HT.	WT.	D.O.B.	BIRTHPLACE
34	G	Petr Mrazek	6-2	183	Feb. 14, 1992	Ostrava, Czech Republic
35	G	Jimmy Howard	6-1	218	Mar. 26, 1984	Syracuse, New York





# 2017-18 DETROIT RED WINGS ROSTER

FORWARDS							
NO.	POS.	PLAYER	2016-17 TEAM/LEAGUE	GP	G	A	PTS
8	LW	Justin Abdelkader	Detroit (NHL)	64	7	14	21
14	RW	Gustav Nyquist	Detroit (NHL)	76	12	36	48
15	C	Riley Sheahan	Detroit (NHL)	80	2	11	13
21	LW	Tomas Tatar	Detroit (NHL)	82	25	21	46
28	RW	Luke Witkowski	Tampa Bay (NHL)	34	0	4	4
39	RW	Anthony Mantha	Detroit (NHL)	60	17	19	36
40	C	Henrik Zetterberg	Detroit (NHL)	82	17	51	68
41	RW	Luke Glendening	Detroit (NHL)	74	3	11	14
43	LW	Darren Helm	Detroit (NHL)	50	8	9	17
51	C	Frans Nielsen	Detroit (NHL)	79	17	24	41
71	C	Dylan Larkin	Detroit (NHL)	80	17	15	32
72	LW	Andreas Athanasiou	Detroit (NHL)	64	18	11	29
DEFENSEMEN							
NO.	POS.	PLAYER	2016-17 TEAM/LEAGUE	GP	G	A	PTS
3	D	Nick Jensen	Detroit (NHL)	49	4	9	13
25	D	Mike Green	Detroit (NHL)	72	14	22	36
52	D	Jonathan Ericsson	Detroit (NHL)	51	1	8	9
55	D	Niklas Kronwall	Detroit (NHL)	57	2	11	13
61	D	Xavier Ouellet	Detroit (NHL)	66	3	9	12
62	D	Ryan Sproul	Detroit (NHL)	27	1	6	7
65	D	Danny DeKeyser	Detroit (NHL)	82	4	8	12
83	D	Trevor Daley	Pittsburgh (NHL)	56	5	14	19
GOALIES							
NO.	POS.	PLAYER	2016-17 TEAM/LEAGUE	GP	W-L-OT	GAA	SV%
34	G	Petr Mrazek	Detroit (NHL)	50	18-21-9	3.04	0.901
35	G	Jimmy Howard	Detroit (NHL)	26	10-11-1	2.10	0.927



# 2016-17 FINAL NHL STANDINGS



## ATLANTIC DIVISION

	GP	W	L	OT	Pts	GF	GA	HOME / AWAY	
Montreal Canadiens	82	47	26	9	103	226	200	24-12-5	23-14-4
Ottawa Senators	82	44	28	10	98	212	214	22-11-8	22-17-2
Boston Bruins	82	44	31	7	95	234	212	23-17-1	21-14-6
Toronto Maple Leafs	82	40	27	15	95	251	242	21-13-7	19-14-8
Tampa Bay Lightning	82	42	30	10	94	234	227	23-14-4	19-16-6
Florida Panthers	82	35	36	11	81	210	237	19-19-3	16-17-8
<b>DETROIT RED WINGS</b>	<b>82</b>	<b>33</b>	<b>36</b>	<b>13</b>	<b>79</b>	<b>207</b>	<b>244</b>	<b>17-17-7</b>	<b>16-19-6</b>
Buffalo Sabres	82	33	37	12	78	201	237	20-15-6	13-22-6

## METROPOLITAN DIVISION

	GP	W	L	OT	Pts	GF	GA	HOME / AWAY	
Washington Capitals	82	55	19	8	118	263	182	32-7-2	23-12-6
Pittsburgh Penguins	82	50	21	11	111	282	234	31-6-4	19-15-7
Columbus Blue Jackets	82	50	24	8	108	249	195	28-12-1	22-12-7
New York Rangers	82	48	28	6	102	256	220	21-16-4	27-12-2
New York Islanders	82	41	29	12	94	241	242	22-12-7	19-17-5
Philadelphia Flyers	82	39	33	10	88	219	236	25-11-5	14-22-5
Carolina Hurricanes	82	36	31	15	87	215	236	23-12-6	13-19-9
New Jersey Devils	82	28	40	14	70	183	244	16-17-8	12-23-6



## CENTRAL DIVISION

	GP	W	L	OT	Pts	GF	GA	HOME / AWAY	
Chicago Blackhawks	82	50	23	9	109	244	213	26-10-5	24-13-4
Minnesota Wild	82	49	25	8	106	266	208	27-12-2	22-13-6
St. Louis Blues	82	46	29	7	99	235	218	24-12-5	22-17-2
Nashville Predators	82	41	29	12	94	240	224	24-9-8	17-20-4
Winnipeg Jets	82	40	35	7	87	249	256	22-18-1	18-17-6
Dallas Stars	82	34	37	11	79	223	262	22-13-6	12-24-5
Colorado Avalanche	82	22	56	4	48	166	278	13-26-2	9-30-2

## PACIFIC DIVISION

	GP	W	L	OT	Pts	GF	GA	HOME / AWAY	
Anaheim Ducks	82	46	23	13	105	223	200	29-8-4	17-15-9
Edmonton Oilers	82	47	26	9	103	247	212	25-12-4	22-14-5
San Jose Sharks	82	46	29	7	99	221	201	26-11-4	20-18-3
Calgary Flames	82	45	33	4	94	226	221	24-17-0	21-16-4
Los Angeles Kings	82	39	35	8	86	201	205	23-16-2	16-19-6
Arizona Coyotes	82	30	42	10	70	197	260	18-18-5	12-24-5
Vancouver Canucks	82	30	43	9	69	182	243	18-17-6	12-26-3



# NHL STATISTICS



## 2016-17 NHL REGULAR SEASON SCORING LEADERS

	PLAYER	TEAM	POS	GP	G	A	P	+/-	PIM	PP	SH	GW	OT	S	S%	TOI/G
1	Connor McDavid	EDM	C	82	30	70	100	27	26	3	1	6	1	251	12.0	21:07
2	Sidney Crosby	PIT	C	75	44	45	89	17	24	14	0	5	1	255	17.3	19:52
3	Patrick Kane	CHI	RW	82	34	55	89	11	32	7	0	5	1	292	11.6	21:23
4	Nicklas Backstrom	WSH	C	82	23	63	86	17	38	8	0	5	2	162	14.2	18:15
5	Nikita Kucherov	TBL	RW	74	40	45	85	13	38	17	0	7	1	246	16.3	19:26
6	Brad Marchand	BOS	LW	80	39	46	85	18	81	9	3	8	1	226	17.3	19:26
7	Mark Scheifele	WPG	C	79	32	50	82	18	38	7	0	5	2	160	20.0	20:33
8	Leon Draisaitl	EDM	C	82	29	48	77	7	20	10	0	5	3	172	16.9	18:53
9	Brent Burns	SJS	D	82	29	47	76	19	40	8	0	6	3	320	9.1	24:51
10	Vladimir Tarasenko	STL	RW	82	39	36	75	-1	12	9	0	8	3	286	13.6	18:28
11	Artemi Panarin	CHI	LW	82	31	43	74	18	21	9	0	5	1	211	14.7	19:28
12	Blake Wheeler	WPG	RW	82	26	48	74	6	47	5	2	4	0	259	10.0	20:08
13	Ryan Getzlaf	ANA	C	74	15	58	73	7	49	6	2	3	0	138	10.9	21:04
14	Evgeni Malkin	PIT	C	62	33	39	72	18	77	11	0	6	1	191	17.3	18:37
15	Tyler Seguin	DAL	C	82	26	46	72	-15	22	11	0	4	1	301	8.6	18:27
16	Victor Hedman	TBL	D	79	16	56	72	3	47	4	0	5	2	166	9.6	24:30
17	Erik Karlsson	OTT	D	77	17	54	71	10	28	4	0	5	1	218	7.8	26:50
18	David Pastrnak	BOS	RW	75	34	36	70	11	34	10	0	6	2	262	13.0	17:58
19	Phil Kessel	PIT	RW	82	23	47	70	3	20	8	0	4	1	229	10.0	17:56
20	Auston Matthews	TOR	C	82	40	29	69	2	14	8	0	8	1	279	14.3	17:37
21	Alex Ovechkin	WSH	LW	82	33	36	69	6	50	17	0	7	2	313	10.5	18:21
22	Mikael Granlund	MIN	C	81	26	43	69	23	12	7	3	4	1	177	14.7	18:49
23	Jamie Benn	DAL	LW	77	26	43	69	-9	66	12	1	4	2	201	12.9	19:22
24	Joe Pavelski	SJS	C	81	29	39	68	11	34	7	1	7	0	233	12.4	19:07
25	<b>HENRIK ZETTERBERG</b>	<b>DET</b>	<b>LW</b>	<b>82</b>	<b>17</b>	<b>51</b>	<b>68</b>	<b>15</b>	<b>22</b>	<b>2</b>	<b>0</b>	<b>0</b>	<b>0</b>	<b>195</b>	<b>8.7</b>	<b>19:43</b>
26	Max Pacioretty	MTL	LW	81	35	32	67	15	38	8	1	7	2	268	13.1	19:10
27	Jeff Carter	LAK	C	82	32	34	66	2	41	10	1	9	4	250	12.8	18:01
28	John Tavares	NYI	C	77	28	38	66	4	38	7	1	3	1	260	10.8	20:25
29	Eric Staal	MIN	C	82	28	37	65	17	34	4	1	8	0	211	13.3	18:36
30	Patrik Laine	WPG	RW	73	36	28	64	7	26	9	0	5	1	204	17.6	17:54



# NHL STATISTICS



## 2016-17 NHL GOALTENDING LEADERS WINS (MINIMUM 25 GAMES PLAYED)

	PLAYER	TEAM	GP	GS	SA	GA	GAA	W	L	OT	SV	SV%	SO	TOI
1	Braden Holtby	WSH	63	63	1,690	127	2.07	42	13	6	1,563	.925	9	3,680:10
2	Cam Talbot	EDM	73	73	2,117	171	2.39	42	22	8	1,946	.919	7	4,294:00
3	Sergei Bobrovsky	CBJ	63	63	1,854	127	2.06	41	17	5	1,727	.931	7	3,707:04
4	Devan Dubnyk	MIN	65	63	1,842	141	2.25	40	19	5	1,701	.923	5	3,758:00
5	Carey Price	MTL	62	62	1,794	138	2.23	37	20	5	1,656	.923	3	3,708:08
6	Tuukka Rask	BOS	65	64	1,610	137	2.23	37	20	5	1,473	.915	8	3,679:30
7	Martin Jones	SJS	65	65	1,725	152	2.40	35	23	6	1,573	.912	2	3,800:21
8	Jake Allen	STL	61	60	1,620	138	2.42	33	20	5	1,482	.915	4	3,418:19
9	Frederik Andersen	TOR	66	66	2,052	169	2.67	33	16	14	1,883	.918	4	3,799:20
10	Matt Murray	PIT	49	47	1,450	111	2.41	32	10	4	1,339	.923	4	2,765:48
11	Corey Crawford	CHI	55	55	1,691	138	2.55	32	18	4	1,553	.918	2	3,246:52
12	Henrik Lundqvist	NYR	57	55	1,650	148	2.74	31	20	4	1,502	.910	2	3,240:26
13	Pekka Rinne	NSH	61	61	1,757	144	2.42	31	19	9	1,613	.918	3	3,567:47
14	Peter Budaj	LAK/TBL	60	55	1,414	120	2.18	30	21	3	1,294	.915	7	3,308:16
15	Brian Elliott	CGY	49	45	1,338	121	2.55	26	18	3	1,217	.909	2	2,844:25
16	Thomas Greiss	NYI	51	49	1,453	126	2.69	26	18	5	1,327	.913	3	2,813:17
17	Connor Hellebuyck	WPG	56	53	1,572	146	2.89	26	19	4	1,426	.907	4	3,033:31
18	Steve Mason	PHI	58	54	1,556	143	2.66	26	21	8	1,413	.908	3	3,224:37
19	Cam Ward	CAR	61	61	1,711	162	2.69	26	22	12	1,549	.905	2	3,617:55
20	Craig Anderson	OTT	40	40	1,247	92	2.28	25	11	4	1,155	.926	5	2,421:14
21	John Gibson	ANA	52	49	1,437	109	2.22	25	16	9	1,328	.924	6	2,950:21
22	Andrei Vasilevskiy	TBL	50	47	1,480	123	2.61	23	17	7	1,357	.917	2	2,831:16
23	Robin Lehner	BUF	59	58	1,910	152	2.68	23	26	8	1,758	.920	2	3,405:28
24	Kari Lehtonen	DAL	59	52	1,546	151	2.85	22	25	7	1,395	.902	3	3,177:09
25	Jonathan Bernier	ANA	39	33	982	83	2.50	21	7	4	899	.915	2	1,993:11
26	Cory Schneider	NJD	60	59	1,781	163	2.82	20	27	11	1,618	.908	2	3,472:50
27	Mike Condon	PIT/OTT	41	38	1,122	96	2.48	19	14	6	1,026	.914	5	2,324:25
28	Mike Smith	ARI	55	55	1,819	156	2.92	19	26	9	1,663	.914	3	3,202:08
29	Scott Darling	CHI	32	27	877	67	2.38	18	5	5	810	.924	2	1,688:35
30	Marc-Andre Fleury	PIT	38	34	1,181	107	3.02	18	10	7	1,074	.909	1	2,125:15



# DETROIT RED WINGS MOMENTS

## NO SLOWING DOWN



**HENRIK ZETTERBERG** : At 36 years of age, Henrik Zetterberg was among the NHL's most productive players in the second half of the season. With 37 points in 35 games, Zetterberg finished seventh in league scoring from Jan. 24 to the end of the season. He also played in all 82 games for the second-consecutive season. (Photot: Dave Reginek)



# 2016-17 NHL AWARD WINNERS



AWARDED JUNE 21, 2017  
LAS VEGAS, NV

## CONNOR McDAVID

Edmonton Oilers

**Ted Lindsay Award**  
(NHLPA Outstanding Player)

**Hart Memorial Trophy**  
(NHL League MVP)

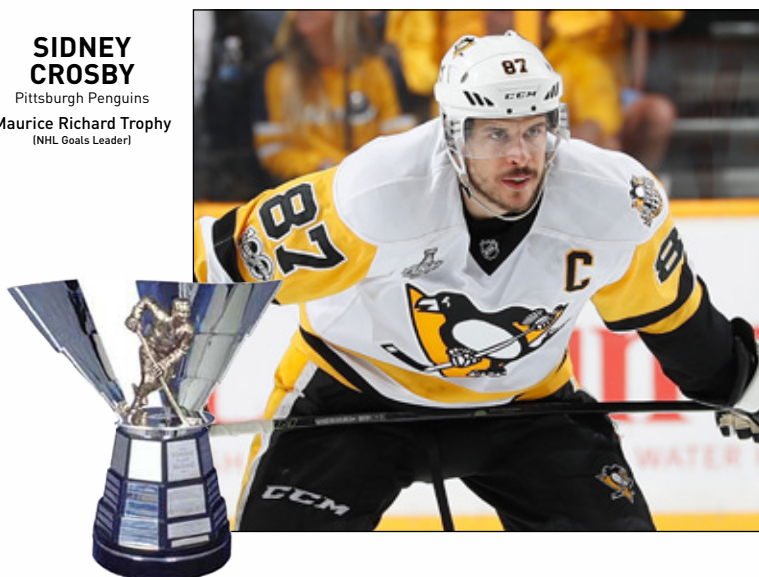
**Art Ross Trophy**  
(NHL Regular Season Points Leader)



## SIDNEY CROSBY

Pittsburgh Penguins

**Maurice Richard Trophy**  
(NHL Goats Leader)





# 2016-17 NHL AWARD WINNERS



**JOHNNY GAUDREAU**  
Calgary Flames  
Lady Byng Trophy  
(Sportsmanship)



**PATRICE BERGERON**  
Los Angeles Kings  
Frank J. Selke Trophy  
(Top Defensive Forward)




**SERGEI BOBROVSKY**  
Columbus Blue Jackets  
Vezina Trophy  
(Top Goaltender)



**BRADEN HOLTBY**  
Washington Capitals  
Jennings Trophy  
(Fewest Goals Allowed)




**BRENT BURNS**  
San Jose Sharks  
Norris Trophy  
(Top Defenseman)



**NICK FOLIGNO**  
Columbus Blue Jackets  
King Clancy Trophy (Humanitarian Contributions)  
Messier Leadership Award (Leadership)



**CRAIG ANDERSON**  
Ottawa Senators  
Masterton Trophy  
(Perseverance)



**TRAVIS HAMONIC**  
New York Islanders  
NHL Foundation Award  
(Community Enrichment)



**AUSTON MATTHEWS**  
Toronto Maple Leafs  
Calder Trophy  
(Rookie)



**JOHN TORTORELLA**  
Columbus Blue Jackets  
Jack Adams Trophy  
(Outstanding Coach)



# 2017 STANLEY CUP® PLAYOFF RESULTS



## EASTERN CONFERENCE QUARTERFINALS (ALL BEST-OF-SEVEN SERIES)

### SERIES 'A' (NEW YORK RANGERS WIN SERIES 4-2)

WED.	APR. 12	NY RANGERS	2	AT	MONTREAL	0
FRI.	APR. 14	NY RANGERS	3	AT	MONTREAL	4*
SUN.	APR. 16	MONTREAL	3	AT	NY RANGERS	1
TUE.	APR. 18	MONTREAL	1	AT	NY RANGERS	2
THU.	APR. 20	NY RANGERS	3	AT	MONTREAL	2**
SAT.	APR. 22	MONTREAL	1	AT	NY RANGERS	3

\*ALEXANDER RADULOV SCORED AT 18:34 OF OT

\*\*MIKA ZIBANEJAD SCORED AT 14:22 OF OT

### SERIES 'B' (OTTAWA SENATORS WIN SERIES 4-2)

WED.	APR. 12	BOSTON	2	AT	OTTAWA	1
SAT.	APR. 15	BOSTON	3	AT	OTTAWA	4*
MON.	APR. 17	OTTAWA	4**	AT	BOSTON	3
WED.	APR. 19	OTTAWA	1	AT	BOSTON	0
FRI.	APR. 21	BOSTON	3***	AT	OTTAWA	2
SUN.	APR. 23	OTTAWA	3****	AT	BOSTON	2

\*DION PHANEUF SCORED AT 1:59 OF OT

\*\*BOBBY RYAN SCORED AT 5:43 OF OT

\*\*\*SEAN KURALY SCORED AT 10:19 OF 2ND OT

\*\*\*\*CLARKE MACARTHUR SCORED AT 6:30 OF OT

### SERIES 'C' (WASHINGTON CAPITALS WIN SERIES 4-2)

THU.	APR. 13	TORONTO	2	AT	WASHINGTON	3*
SAT.	APR. 15	TORONTO	4**	AT	WASHINGTON	3
MON.	APR. 17	WASHINGTON	3	AT	TORONTO	4***
WED.	APR. 19	WASHINGTON	5	AT	TORONTO	4
FRI.	APR. 21	TORONTO	1	AT	WASHINGTON	2****
SUN.	APR. 23	WASHINGTON	2*****	AT	TORONTO	1

\*TOM WILSON SCORED AT 5:15 OF OT

\*\*KASPERI KAPANEN SCORED AT 11:53 OF 2ND OT

\*\*\*TYLER BOZAK SCORED AT 1:37 OF OT

\*\*\*\*JUSTIN WILLIAMS SCORED AT 1:04 OF OT

\*\*\*\*\*MARCUS JOHANSSON SCORED AT 6:31 OF OT

### SERIES 'D' (PITTSBURGH PENGUINS WIN SERIES 4-1)

WED.	APR. 12	COLUMBUS	1	AT	PITTSBURGH	3
FRI.	APR. 14	COLUMBUS	1	AT	PITTSBURGH	4
SUN.	APR. 16	PITTSBURGH	5*	AT	COLUMBUS	4
TUE.	APR. 18	PITTSBURGH	4	AT	COLUMBUS	5
THU.	APR. 20	COLUMBUS	2	AT	PITTSBURGH	5

\*JAKE GUENTZEL SCORED AT 13:10 OF OT



# 2017 STANLEY CUP® PLAYOFF RESULTS



## WESTERN CONFERENCE QUARTERFINALS (ALL BEST-OF-SEVEN SERIES)

### SERIES 'E' (NASHVILLE PREDATORS WIN SERIES 4-0)

THU.	APR. 13	NASHVILLE	1	AT	CHICAGO	0
SAT.	APR. 15	NASHVILLE	5	AT	CHICAGO	0
MON.	APR. 17	CHICAGO	2	AT	NASHVILLE	3*
THU.	APR. 20	CHICAGO	1	AT	NASHVILLE	4

\*KEVIN FIALA SCORED AT 16:44 OF OT

### SERIES 'F' (ST. LOUIS BLUES WIN SERIES 4-1)

WED.	APR. 12	ST. LOUIS	2*	AT	MINNESOTA	1
FRI.	APR. 14	ST. LOUIS	2	AT	MINNESOTA	1
SUN.	APR. 16	MINNESOTA	1	AT	ST. LOUIS	3
WED.	APR. 19	MINNESOTA	2	AT	ST. LOUIS	0
SAT.	APR. 22	ST. LOUIS	4**	AT	MINNESOTA	3

\*JOEL EDMUNDSON SCORED AT 17:48 OF OT

\*\*MAGNUS PAAJARVI SCORED AT 9:42 OF OT

### SERIES 'G' (ANAHEIM DUCKS WIN SERIES 4-0)

THU.	APR. 13	CALGARY	2	AT	ANAHEIM	3
SAT.	APR. 15	CALGARY	2	AT	ANAHEIM	3
MON.	APR. 17	ANAHEIM	5*	AT	CALGARY	4
WED.	APR. 19	ANAHEIM	3	AT	CALGARY	1

\*COREY PERRY SCORED AT 1:30 OF OT

### SERIES 'H' (EDMONTON OILERS WIN SERIES 4-2)

WED.	APR. 12	SAN JOSE	3*	AT	EDMONTON	2
FRI.	APR. 14	SAN JOSE	0	AT	EDMONTON	2
SUN.	APR. 16	EDMONTON	1	AT	SAN JOSE	0
TUE.	APR. 18	EDMONTON	0	AT	SAN JOSE	7
THU.	APR. 20	SAN JOSE	3	AT	EDMONTON	4**
SAT.	APR. 22	EDMONTON	3	AT	SAN JOSE	1

\*MELKER KARLSSON SCORED AT 3:22 OF OT

\*\*DAVID DESHARNAIS SCORED AT 18:15 OF OT



# 2017 STANLEY CUP® PLAYOFF RESULTS



## EASTERN CONFERENCE SEMIFINALS (ALL BEST-OF-SEVEN SERIES)

### SERIES 'I' (OTTAWA SENATORS WIN SERIES 4-2)

THU.	APR. 27	NY RANGERS	1	AT	OTTAWA	2
SAT.	APR. 29	NY RANGERS	5	AT	OTTAWA	6*
TUE.	MAY 2	OTTAWA	1	AT	NY RANGERS	4
THU.	MAY 4	OTTAWA	1	AT	NY RANGERS	4
SAT.	MAY 6	NY RANGERS	4	AT	OTTAWA	5**
WED.	MAY 9	OTTAWA	4	AT	NY RANGERS	2

\*JEAN-GABRIEL PAGEAU SCORED AT 2:53 OF 2ND OT

\*\*KYLE TURRIS SCORED AT 6:28 OF OT

### SERIES 'J' (PITTSBURGH PENGUINS WIN SERIES 4-3)

THU.	APR. 27	PITTSBURGH	3	AT	WASHINGTON	2
SAT.	APR. 29	PITTSBURGH	6	AT	WASHINGTON	2
MON.	MAY 1	WASHINGTON	3*	AT	PITTSBURGH	2
WED.	MAY 3	WASHINGTON	2	AT	PITTSBURGH	3
SAT.	MAY 6	PITTSBURGH	2	AT	WASHINGTON	4
MON.	MAY 8	WASHINGTON	5	AT	PITTSBURGH	2
WED.	MAY 10	PITTSBURGH	2	AT	WASHINGTON	0

\*KEVIN SHATTENKIRK SCORED AT 3:13 OF OT



## WESTERN CONFERENCE SEMIFINALS (ALL BEST-OF-SEVEN SERIES)

### SERIES 'K' (NASHVILLE PREDATORS WIN SERIES 4-2)

WED.	APR. 26	NASHVILLE	4	AT	ST. LOUIS	3
FRI.	APR. 28	NASHVILLE	2	AT	ST. LOUIS	3
SUN.	APR. 30	ST. LOUIS	1	AT	NASHVILLE	3
TUE.	MAY 2	ST. LOUIS	1	AT	NASHVILLE	2
FRI.	MAY 5	NASHVILLE	1	AT	ST. LOUIS	2
SUN.	MAY 7	ST. LOUIS	1	AT	NASHVILLE	3

### SERIES 'L' (ANAHEIM DUCKS WIN SERIES 4-3)

WED.	APR. 26	EDMONTON	5	AT	ANAHEIM	3
FRI.	APR. 28	EDMONTON	2	AT	ANAHEIM	1
SUN.	APR. 30	ANAHEIM	6	AT	EDMONTON	3
WED.	MAY 3	ANAHEIM	4*	AT	EDMONTON	3
FRI.	MAY 5	EDMONTON	3	AT	ANAHEIM	4**
SUN.	MAY 7	ANAHEIM	1	AT	EDMONTON	7
WED.	MAY 10	EDMONTON	1	AT	ANAHEIM	2

\*JAKOB SILFVERBERG SCORED AT 0:45 OF OT

\*\*COREY PERRY SCORED AT 6:57 OF 2ND OT



# 2017 STANLEY CUP® PLAYOFF RESULTS



## EASTERN CONFERENCE FINAL (BEST-OF-SEVEN SERIES)

### SERIES 'M' (PITTSBURGH PENGUINS WIN SERIES 4-3)

SAT.	MAY 13	OTTAWA	2*	AT	PITTSBURGH	1
MON.	MAY 15	OTTAWA	0	AT	PITTSBURGH	1
WED.	MAY 17	PITTSBURGH	1	AT	OTTAWA	5
FRI.	MAY 19	PITTSBURGH	3	AT	OTTAWA	2
SUN.	MAY 21	OTTAWA	0	AT	PITTSBURGH	7
TUE.	MAY 23	PITTSBURGH	1	AT	OTTAWA	2
THU.	MAY 25	OTTAWA	2	AT	PITTSBURGH	3**

\*BOBBY RYAN SCORED AT 4:59 OF OT

\*\*CHRIS KUNITZ SCORED AT 5:09 OF 2ND OT



## WESTERN CONFERENCE FINAL (BEST-OF-SEVEN SERIES)

### SERIES 'N' (NASHVILLE PREDATORS WIN SERIES 4-2)

FRI.	MAY 12	NASHVILLE	3*	AT	ANAHEIM	2
SUN.	MAY 14	NASHVILLE	3	AT	ANAHEIM	5
TUE.	MAY 16	ANAHEIM	1	AT	NASHVILLE	2
THU.	MAY 18	ANAHEIM	3**	AT	NASHVILLE	2
SAT.	MAY 20	NASHVILLE	3	AT	ANAHEIM	1
MON.	MAY 22	ANAHEIM	3	AT	NASHVILLE	6

\*JAMES NEAL SCORED AT 9:24 OF OT

\*\*COREY PERRY SCORED AT 10:25 OF OT



## 2017 STANLEY CUP® FINALS (BEST-OF-SEVEN SERIES)

### SERIES 'O' (PITTSBURGH PENGUINS WIN SERIES 4-2)

MON.	MAY 29	NASHVILLE	3	AT	PITTSBURGH	5
WED.	MAY 31	NASHVILLE	1	AT	PITTSBURGH	4
SAT.	JUNE 3	PITTSBURGH	1	AT	NASHVILLE	5
MON.	JUNE 5	PITTSBURGH	1	AT	NASHVILLE	4
THU.	JUNE 8	NASHVILLE	0	AT	PITTSBURGH	6
SUN.	JUNE 11	PITTSBURGH	2	AT	NASHVILLE	0



# NHL PLAYOFFS STATISTICS



## 2017 STANLEY CUP® PLAYOFFS SCORING LEADERS

	PLAYER	TEAM	POS	GP	G	A	P	+/-	PIM	PP	SH	GW	OT	S	S%	TOI/G
1	Evgeni Malkin	PIT	C	25	10	18	28	9	53	1	0	0	0	60	16.7	18:03
2	Sidney Crosby	PIT	C	24	8	19	27	4	10	4	0	0	0	63	12.7	19:23
3	Phil Kessel	PIT	RW	25	8	15	23	12	2	5	0	2	0	68	11.8	17:32
4	Jake Guentzel	PIT	C	25	13	8	21	1	10	1	1	5	1	52	25.0	17:29
5	Ryan Getzlaf	ANA	C	17	8	11	19	7	8	3	0	1	0	53	15.1	24:10
6	Erik Karlsson	OTT	D	19	2	16	18	13	10	0	0	2	0	53	3.8	28:07
7	Filip Forsberg	NSH	LW	22	9	7	16	14	14	1	0	0	0	71	12.7	19:59
8	Leon Draisaitl	EDM	C	13	6	10	16	8	19	1	0	1	0	22	27.3	19:32
9	Bobby Ryan	OTT	RW	19	6	9	15	1	14	3	0	3	2	42	14.3	17:13
10	Jakob Silfverberg	ANA	RW	17	9	5	14	-4	6	2	0	2	1	61	14.8	19:53
11	Roman Josi	NSH	D	22	6	8	14	2	12	2	0	1	0	76	7.9	25:45
12	Rickard Rakell	ANA	C	15	7	6	13	13	0	0	0	0	0	48	14.6	19:03
13	Nicklas Backstrom	WSH	C	13	6	7	13	0	2	1	0	1	0	26	23.1	20:44
14	Ryan Ellis	NSH	D	22	5	8	13	4	12	2	0	1	0	48	10.4	23:25
15	Justin Schultz	PIT	D	21	4	9	13	3	4	3	0	2	0	26	15.4	19:44
16	Ryan Johansen	NSH	C	14	3	10	13	12	12	0	0	1	0	15	20.0	20:45
17	Viktor Arvidsson	NSH	LW	22	3	10	13	3	19	0	0	1	0	49	6.1	18:39
18	Colton Sissons	NSH	C	22	6	6	12	7	16	1	0	2	0	28	21.4	15:03
19	T.J. Oshie	WSH	RW	13	4	8	12	2	4	2	0	1	0	27	14.8	20:53
20	P.K. Subban	NSH	D	22	2	10	12	5	29	0	0	0	0	39	5.1	25:32
21	Mike Hoffman	OTT	LW	19	6	5	11	3	10	1	0	1	0	49	12.2	18:22
22	Mark Letestu	EDM	C	13	5	6	11	-4	2	4	0	0	0	33	15.2	17:35
23	Corey Perry	ANA	RW	17	4	7	11	4	34	1	0	3	3	43	9.3	17:52
24	Derick Brassard	OTT	C	19	4	7	11	-3	8	0	0	0	0	49	8.2	18:11
25	Chris Kunitz	PIT	LW	20	2	9	11	6	27	0	0	1	1	28	7.1	14:51

## 2017 STANLEY CUP® PLAYOFFS GOALTENDING LEADERS

	PLAYER	TEAM	GP	GS	SA	GA	GAA	W	L	SV	SV%	SO	TOI
1	Pekka Rinne	NSH	22	22	599	42	1.96	14	8	557	.930	2	1,288:44
2	Craig Anderson	OTT	19	19	590	46	2.34	11	8	544	.922	1	1,178:08
3	Marc-Andre Fleury	PIT	15	15	490	37	2.56	9	6	453	.924	2	866:31
4	John Gibson	ANA	16	16	466	38	2.59	9	5	428	.918	0	878:43
5	Matt Murray	PIT	11	10	303	19	1.70	7	3	284	.937	3	668:55
6	Braden Holtby	WSH	13	13	364	33	2.46	7	6	331	.909	0	803:27
7	Cam Talbot	EDM	13	13	437	33	2.48	7	6	404	.924	2	799:23
8	Jake Allen	STL	11	11	336	22	1.96	6	5	314	.934	0	674:56
9	Henrik Lundqvist	NYR	12	12	395	29	2.25	6	6	366	.926	1	774:34
10	Martin Jones	SJS	6	6	168	11	1.75	2	4	157	.934	1	377:01





# DETROIT RED WINGS STATISTICS

## 2016-17 RED WINGS REGULAR SEASON STATISTICS

	PLAYER	POS	GP	G	A	P	+	-	PIM	PP	SH	GW	OT	S	S%	TOI/G
1	Henrik Zetterberg	LW	82	17	51	68	15	22	2	0	0	0	0	195	8.7	19:43
2	Gustav Nyquist	RW	76	12	36	48	0	18	2	0	2	0	0	165	7.3	17:26
3	Tomas Tatar	LW	82	25	21	46	-8	26	5	0	5	0	0	166	15.1	17:16
4	Frans Nielsen	C	79	17	24	41	-19	18	4	2	0	0	0	162	10.5	17:08
5	Thomas Vanek	LW	48	15	23	38	2	16	5	0	2	0	0	99	15.2	14:37
6	Anthony Mantha	RW	60	17	19	36	10	53	1	0	3	2	0	133	12.8	15:54
7	Mike Green	D	72	14	22	36	-20	40	3	0	0	2	1	125	11.2	23:33
8	Dylan Larkin	C	80	17	15	32	-28	37	5	1	1	0	0	178	9.6	16:09
9	Andreas Athanasiou	C	64	18	11	29	-7	28	1	0	3	2	0	120	15.0	13:27
10	Justin Abdelkader	LW	64	7	14	21	-20	50	5	0	0	1	1	104	6.7	16:39
11	Darren Helm	C	50	8	9	17	-6	20	2	0	0	1	0	98	8.2	15:22
12	Luke Glendening	C	74	3	11	14	-10	26	0	0	0	0	0	76	3.9	12:54
13	Nick Jensen	D	49	4	9	13	-7	12	0	0	0	0	0	59	6.8	17:45
14	Niklas Kronwall	D	57	2	11	13	-7	32	0	0	0	0	0	67	3.0	19:27
15	Riley Sheahan	C	80	2	11	13	-29	14	1	0	0	0	0	109	1.8	13:58
16	Danny DeKeyser	D	82	4	8	12	-22	33	0	0	2	1	0	85	4.7	21:56
17	Xavier Ouellet	D	66	3	9	12	2	51	0	0	0	0	0	89	3.4	17:58
18	Jonathan Ericsson	D	51	1	8	9	-2	63	0	0	0	0	0	43	2.3	19:13
19	Drew Miller	L	55	5	2	7	-12	18	0	0	1	0	0	43	11.6	10:16
20	Ryan Sproul	D	27	1	6	7	-8	6	1	0	0	0	0	46	2.2	15:08
21	Steve Ott	C	42	3	3	6	-6	63	0	0	0	0	0	33	9.1	10:27
22	Alexey Marchenko	D	30	0	6	6	6	12	0	0	0	0	0	27	0.0	17:58
23	Brendan Smith	D	33	2	3	5	-1	34	1	0	0	1	0	39	5.1	18:44
24	Tomas Nosek	L	11	1	0	1	-1	2	0	0	0	0	0	19	5.3	10:07
25	Matt Lorito	L	2	0	1	1	0	0	0	0	0	0	0	6	0.0	14:26
26	Ben Street	C	6	0	1	1	1	0	0	0	0	0	0	8	0.0	8:15
27	Dan Renouf	D	1	0	0	0	0	0	0	0	0	0	0	1	0.0	13:35
28	Evgeny Svechnikov	R	2	0	0	0	0	0	0	0	0	0	0	4	0.0	13:08
29	Mitch Callahan	R	4	0	0	0	0	0	0	0	0	0	0	2	0.0	6:48
30	Brian Lashoff	D	5	0	0	0	-3	0	0	0	0	0	0	1	0.0	12:30
31	Tyler Bertuzzi	L	7	0	0	0	-1	0	0	0	0	0	0	3	0.0	9:06
32	Tomas Jurco	L	16	0	0	0	-8	2	0	0	0	0	0	12	0.0	10:02
33	Robbie Russo	D	19	0	0	0	2	2	0	0	0	0	0	18	0.0	16:04

## 2016-17 RED WINGS GOALTENDERS STATISTICS

	PLAYER	GP	GS	W	L	OT	SA	GA	GAA	SV	SV%	SO	PIM	TOI
1	Petr Mrazek	50	44	18	21	9	1,462	145	3.04	1,317	0.901	1	2	2,857:31
2	Jimmy Howard	26	24	10	11	1	675	49	2.10	626	0.927	1	2	1,396:43
3	Jared Coreau	14	14	5	4	3	362	41	3.46	321	0.887	2	0	711:40



# DETROIT RED WINGS MOMENTS

## 'MOE' PUTS ON A SHOW



**ANTHONY MANTHA :** Among a crop of 12 rookies who saw action for the Red Wings in 2016-17 was Anthony Mantha. Mantha led the team's rookies in scoring as was among the NHL's top goal-scoring rookies from the time he made his season debut on Nov. 12 to his final game on March 30. Only three rookies scored more than Mantha did during that span. (Photot: Dave Reginek)



# 2016-17 GAME-BY-GAME RESULTS

## 82-GAME REGULAR SEASON

GAME	DATE	OPPOSITION	RESULT	SCORE	RECORD	POINTS
1	10/13/16	@TBL	L	4-6	0-1-0	0
2	10/15/16	@FLA	L	1-4	0-2-0	0
3	10/17/16	OTT	W	5-1	1-2-0	2
4	10/19/16	@NYR	W	2-1	2-2-0	4
5	10/21/16	NSH	W	5-3	3-2-0	6
6	10/22/16	SJS	W	3-0	4-2-0	8
7	10/25/16	CAR	W	4-2	5-2-0	10
8	10/27/16	@STL	SOW	2-1	6-2-0	12
9	10/29/16	BOS	L	0-1	6-3-0	12
10	10/30/16	FLA	L	2-5	6-4-0	12
11	11/2/16	@PHI	OTL	3-4	6-4-1	13
12	11/4/16	WPG	L	3-5	6-5-1	13
13	11/6/16	EDM	L	1-2	6-6-1	13
14	11/8/16	@PHI	SOW	3-2	7-6-1	15
15	11/10/16	VAN	W	3-1	8-6-1	17
16	11/12/16	@MON	L	0-5	8-7-1	17
17	11/15/16	TBL	L	3-4	8-8-1	17
18	11/18/16	@WAS	L	0-1	8-9-1	17
19	11/20/16	CGY	L	2-3	8-10-1	17
20	11/23/16	@BUF	SOW	2-1	9-10-1	19
21	11/25/16	@NJD	OTW	5-4	10-10-1	21
22	11/26/16	MTL	OTL	1-2	10-10-2	22
23	11/29/16	DAL	W	3-1	11-10-2	24
24	12/1/16	FLA	OTL	1-2	11-10-3	25
25	12/3/16	@PIT	L	3-5	11-11-3	25
26	12/4/16	@NYI	OTW	4-3	12-11-3	27
27	12/6/16	@WPG	SOW	4-3	13-11-3	29
28	12/9/16	CBJ	L	1-4	13-12-3	29
29	12/11/16	PHI	OTL	0-1	13-12-4	30
30	12/13/16	ARI	L	1-4	13-13-4	30
31	12/15/16	LAK	L	1-4	13-14-4	30
32	12/17/16	ANA	W	6-4	14-14-4	32
33	12/20/16	@TBL	L	1-4	14-15-4	32
34	12/23/16	@FLA	SOW	4-3	15-15-4	34
35	12/27/16	BUF	L	3-4	15-16-4	34
36	12/29/16	@OTT	OTW	3-2	16-16-4	36
37	1/1/17	@TOR	OTL	4-5	16-16-5	37
38	1/4/17	@ANA	L	0-2	16-17-5	37
39	1/5/17	@LAK	W	4-0	17-17-5	39
40	1/7/17	@SJS	L	3-6	17-18-5	39
41	1/10/17	@CHI	OTL	3-4	17-18-6	40
42	1/12/17	@DAL	L	2-5	17-19-6	40
43	1/14/17	PIT	W	6-3	18-19-6	42
44	1/16/17	MTL	W	1-0	19-19-6	44
45	1/18/17	BOS	SOW	6-5	20-19-6	46
46	1/20/17	@BUF	OTL	2-3	20-19-7	47
47	1/22/17	NYR	OTL	0-1	20-19-8	48
48	1/24/17	@BOS	OTL	3-4	20-19-9	49



## 2016-17 GAME-BY-GAME RESULTS

GF	GA	GOALTENDER	GAME WINNING GOAL
4	6	MRAZEK	Johnson
5	10	MRAZEK	Sceviour
10	11	MRAZEK	HELM
12	12	HOWARD	MILLER
17	15	MRAZEK	NYQUIST
20	15	HOWARD	NYQUIST
24	17	MRAZEK	LARKIN
26	18	MRAZEK	ZETTERBERG
26	19	HOWARD	Schaller
28	24	MRAZEK	Marchessault
31	28	MRAZEK	Voracek
34	33	MRAZEK	Tanev
35	35	HOWARD	Nugent-Hopkins
38	37	HOWARD	ATHANASIOU
41	38	HOWARD	SMITH
41	43	HOWARD	Danault
44	47	MRAZEK	Kuchеров
44	48	HOWARD	Beagle
46	51	HOWARD	Backlund
48	52	HOWARD	VANEK
53	56	MRAZEK	GREEN
54	58	MRAZEK	Galchenyuk
57	59	MRAZEK	MANTHA
58	61	MRAZEK	Barkov
61	66	COREAU	Kessel
65	69	MRAZEK	DEKEYSER
69	72	MRAZEK	ZETTERBERG
70	76	MRAZEK	Dubinsky
70	77	HOWARD	Schenn
71	81	HOWARD	Crouse
72	85	HOWARD	Dowd
78	89	MRAZEK	TATAR
79	93	MRAZEK	Drouin
83	96	COREAU	Nielsen
86	100	MRAZEK	Kane
89	102	COREAU	MANTHA
93	107	COREAU	Matthews
93	109	MRAZEK	Ritchie
97	109	COREAU	VANEK
100	115	MRAZEK	Pavelski
103	117	MRAZEK	Keith
105	122	MRAZEK	Klingberg
111	125	COREAU	ATHANASIOU
112	125	COREAU	VANEK
118	130	MRAZEK	Nielsen
120	133	MRAZEK	Okposo
120	134	COREAU	Miller
123	137	COREAU	Pastrnak



# 2016-17 GAME-BY-GAME RESULTS

## 82-GAME REGULAR SEASON

GAME	DATE	OPPOSITION	RESULT	SCORE	RECORD	POINTS
49	1/25/17	TOR	L	0-4	20-20-9	49
50	1/31/17	NJD	L	3-4	20-21-9	49
51	2/3/17	NYI	W	5-4	21-21-9	51
52	2/4/17	@NSH	W	1-0	22-21-9	53
53	2/7/17	CBJ	OTL	2-3	22-21-10	54
54	2/9/17	@WSH	L	3-6	22-22-10	54
55	2/11/17	@CBJ	L	1-2	22-23-10	54
56	2/12/17	@MIN	L	3-6	22-24-10	54
57	2/15/17	STL	L	0-2	22-25-10	54
58	2/18/17	WSH	SOW	3-2	23-25-10	56
59	2/19/17	@PIT	W	5-2	24-25-10	58
60	2/21/17	NYI	L	1-3	24-26-10	58
61	2/28/17	@VAN	OTW	3-2	25-26-10	60
62	3/3/17	@CGY	OTL	2-3	25-26-11	61
63	3/4/17	@EDM	L	3-4	25-27-11	61
64	3/7/17	@TOR	L	2-3	25-28-11	61
65	3/8/17	@BOS	L	1-6	25-29-11	61
66	3/10/17	CHI	W	4-2	26-29-11	63
67	3/12/17	NYR	L	1-4	26-30-11	63
68	3/15/17	@COL	L	1-3	26-31-11	63
69	3/16/17	@ARI	SOW	5-4	27-31-11	65
70	3/18/17	COL	W	5-1	28-31-11	67
71	3/20/17	BUF	L	1-2	28-32-11	67
72	3/21/17	@MTL	OTW	2-1	29-32-11	69
73	3/24/17	TBL	OTL	1-2	29-32-12	70
74	3/26/17	MIN	OTW	3-2	30-32-12	72
75	3/27/17	@CAR	OTW	4-3	31-32-12	74
76	3/28/17	@CAR	L	1-4	31-33-12	74
77	3/30/17	@TBL	L	3-5	31-34-12	74
78	4/1/17	TOR	L	4-5	31-35-12	74
79	4/3/17	OTT	SOW	5-4	32-35-12	76
80	4/4/17	@OTT	L	0-2	32-36-12	76
81	4/8/17	MTL	OTL	2-3	32-36-13	77
82	4/9/17	NJD	W	4-1	33-36-13	79



## 2016-17 GAME-BY-GAME RESULTS

GF	GA	GOALTENDER	GAME WINNING GOAL
123	141	MRAZEK	Matthews
126	145	COREAU	Henrique
131	149	MRAZEK	DEKEYSER
132	149	MRAZEK	GREEN
134	152	MRAZEK	Jones
137	158	MRAZEK	Carlson
138	160	MRAZEK	Atkinson
141	166	COREAU	Parise
141	168	MRAZEK	Barbashev
144	170	MRAZEK	ZETTERBERG
149	172	MRAZEK	TATAR
150	175	MRAZEK	De Haan
153	177	MRAZEK	ABDELKADER
155	180	MRAZEK	Backlund
158	184	MRAZEK	Maroon
160	187	MRAZEK	Kadri
161	193	COREAU	Marchand
165	195	HOWARD	TATAR
166	199	MRAZEK	McDonagh
167	202	HOWARD	Compher
172	206	MRAZEK	NYQUIST
177	207	HOWARD	TATAR
178	209	MRAZEK	Moulson
180	210	HOWARD	MANTHA
181	212	MRAZEK	Kucherov
184	214	HOWARD	ATHANASIOU
188	217	MRAZEK	ATHANASIOU
189	221	HOWARD	Nordstrom
192	226	MRAZEK	Drouin
196	231	HOWARD	Matthews
201	235	MRAZEK	Svechnikov
201	237	HOWARD	Karlsson
203	240	MRAZEK	Galchenyuk
207	241	HOWARD	TATAR





# 2016-17 GAME-BY-GAME HOME RESULTS

## 41-GAME HOME SCHEDULE RESULTS

GAME	DATE	OPPOSITION	RESULT	SCORE	RECORD	ATTENDANCE	SELLOUTS
1	10/17/16	OTT	W	5-1	1-0-0	20,027	*
2	10/21/16	NSH	W	5-3	2-0-0	20,027	*
3	10/22/16	SJS	W	3-0	3-0-0	20,027	*
4	10/25/16	CAR	W	4-2	4-0-0	20,027	*
5	10/29/16	BOS	L	0-1	4-1-0	20,027	*
6	10/30/16	FLA	L	2-5	4-2-0	20,027	*
7	11/4/16	WPG	L	3-5	4-3-0	20,027	*
8	11/6/16	EDM	L	1-2	4-4-0	20,027	*
9	11/10/16	VAN	W	3-1	5-4-0	20,027	*
10	11/15/16	TBL	L	3-4	5-5-0	20,027	*
11	11/20/16	CGY	L	2-3	5-6-0	20,027	*
12	11/26/16	MTL	OTL	1-2	5-6-1	20,027	*
13	11/29/16	DAL	W	3-1	6-6-1	20,027	*
14	12/1/16	FLA	OTL	1-2	6-6-2	20,027	*
15	12/9/16	CBJ	L	1-4	6-7-2	20,027	*
16	12/11/16	PHI	OTL	0-1	6-7-3	20,027	*
17	12/13/16	ARI	L	1-4	6-8-3	20,027	*
18	12/15/16	LAK	L	1-4	6-9-3	20,027	*
19	12/17/16	ANA	W	6-4	7-9-3	20,027	*
20	12/27/16	BUF	L	3-4	7-10-3	20,027	*
21	1/14/17	PIT	W	6-3	8-10-3	20,027	*
22	1/16/17	MTL	W	1-0	9-10-3	20,027	*
23	1/18/17	BOS	SOW	6-5	10-10-3	20,027	*
24	1/22/17	NYR	OTL	0-1	10-10-4	20,027	*
25	1/25/17	TOR	L	0-4	10-11-4	20,027	*
26	1/31/17	NJD	L	3-4	10-12-4	20,027	*
27	2/3/17	NYI	W	5-4	11-12-4	20,027	*
28	2/7/17	CBJ	OTL	2-3	11-12-5	20,027	*
29	2/15/17	STL	L	0-2	11-13-5	20,027	*
30	2/18/17	WSH	SOW	3-2	12-13-5	20,027	*
31	2/21/17	NYI	L	1-3	12-14-5	20,027	*
32	3/10/17	CHI	W	4-2	13-14-5	20,027	*
33	3/12/17	NYR	L	1-4	13-15-5	20,027	*
34	3/18/17	COL	W	5-1	14-15-5	20,027	*
35	3/20/17	BUF	L	1-2	14-16-5	20,027	*
36	3/24/17	TBL	OTL	1-2	14-16-6	20,027	*
37	3/26/17	MIN	OTW	3-2	15-16-6	20,027	*
38	4/1/17	TOR	L	4-5	15-17-6	20,027	*
39	4/3/17	OTT	SOW	5-4	16-17-6	20,027	*
40	4/8/17	MTL	OTL	2-3	16-17-7	20,027	*
41	4/9/17	NJD	W	4-1	17-17-7	20,027	*

**Home Record:** .....17-17-7

**Home Attendance:** .....821,107

**Average:** .....20,027

**\* =** ..... Home Sellout

**SOW =** ..... Shootout win

**SOL =** ..... Shootout loss

**OTW =** ..... Overtime win

**OTL =** ..... Overtime loss



# 2016-17 GAME-BY-GAME ROAD RESULTS

## 41-GAME ROAD SCHEDULE RESULTS

GAME	DATE	OPPOSITION	RESULT	SCORE	RECORD	ATTENDANCE	SELLOUTS
1	10/13/16	@TBL	L	4-6	0-1-0	19,092	*
2	10/15/16	@FLA	L	1-4	0-2-0	16,868	
3	10/19/16	@NYR	W	2-1	1-2-0	18,200	*
4	10/27/16	@STL	SOW	2-1	2-2-0	19,229	*
5	11/2/16	@PHI	OTL	3-4	2-2-1	19,309	
6	11/8/16	@PHI	SOW	3-2	3-2-1	19,598	*
7	11/12/16	@MON	L	0-5	3-3-1	21,288	*
8	11/18/16	@WAS	L	0-1	3-4-1	18,506	*
9	11/23/16	@BUF	SOW	2-1	4-4-1	18,360	
10	11/25/16	@NJD	OTW	5-4	5-4-1	15,612	
11	12/3/16	@PIT	L	3-5	5-5-1	18,661	*
12	12/4/16	@NYI	OTW	4-3	6-5-1	13,789	
13	12/6/16	@WPG	SOW	4-3	7-5-1	15,294	*
14	12/20/16	@TBL	L	1-4	7-6-1	19,092	*
15	12/23/16	@FLA	SOW	4-3	8-6-1	15,374	
16	12/29/16	@OTT	OTW	3-2	9-6-1	20,011	*
17	1/1/17	@TOR	OTL	4-5	9-6-2	40,148+	*
18	1/4/17	@ANA	L	0-2	9-7-2	17,174	*
19	1/5/17	@LAK	W	4-0	10-7-2	18,230	*
20	1/7/17	@SJS	L	3-6	10-8-2	17,562	*
21	1/10/17	@CHI	OTL	3-4	10-8-3	22,019	*
22	1/12/17	@DAL	L	2-5	10-9-3	18,523	*
23	1/20/17	@BUF	OTL	2-3	10-9-4	18,942	
24	1/24/17	@BOS	OTL	3-4	10-9-5	17,565	*
25	2/4/17	@NSH	W	1-0	11-9-5	17,204	*
26	2/9/17	@WSH	L	3-6	11-10-5	18,506	*
27	2/11/17	@CBJ	L	1-2	11-11-5	19,143	*
28	2/12/17	@MIN	L	3-6	11-12-5	19,141	*
29	2/19/17	@PIT	W	5-2	12-12-5	18,664	*
30	2/28/17	@VAN	OTW	3-2	13-12-5	18,865	*
31	3/3/17	@CGY	OTL	2-3	13-12-6	19,289	*
32	3/4/17	@EDM	L	3-4	13-13-6	18,347	
33	3/7/17	@TOR	L	2-3	13-14-6	19,060	*
34	3/8/17	@BOS	L	1-6	13-15-6	17,565	*
35	3/15/17	@COL	L	1-3	13-16-6	16,764	
36	3/16/17	@ARI	SOW	5-4	14-16-6	15,036	
37	3/21/17	@MTL	OTW	2-1	15-16-6	21,288	*
38	3/27/17	@CAR	OTW	4-3	16-16-6	11,516	
39	3/28/17	@CAR	L	1-4	16-17-6	9,427	
40	3/30/17	@TBL	L	3-5	16-18-6	19,092	*
41	4/4/17	@OTT	L	0-2	16-19-6	17,166	

**Road Record:** .....16-19-6

**Road Attendance:** .....754,519

**Average:** .....18,403

\* = .....Road Sellout

+ = .....Game played at Exhibition Stadium in Toronto as part of NHL Centennial Classic

**SOW =** .....Shootout win

**SOL =** .....Shootout loss

**OTW =** .....Overtime win

**OTL =** .....Overtime loss



# 2016-17 TEAM-BY-TEAM RECORDS



## ANAHEIM DUCKS

2695 E Katella Ave.  
Anaheim, CA 92806  
ducks.nhl.com

Arena..... Honda Center (17,174)  
Entered NHL ..... 1993-94 (25th season)  
Conference / Division..... Western / Pacific  
Regular Season Record ..... 865-709-107-139  
Playoff Record ..... 89-69  
Stanley Cup Champions ..... 2007  
Office Phone..... (714) 940-2900  
Fax ..... (714) 940-2953  
2016-17 Record ..... 46-23-13 (105 pts.)  
2017 Playoffs..... Lost to NSH in Conf. Final

## Staff Listing

Owners..... Henry and Susan Samuelli  
Executive VP and GM..... Bob Murray  
Senior VP, Hockey Operations ..... David McNab  
Consultant to the GM..... Dave Nonis  
Director of Player Personnel..... Rick Paterson  
Assistant to the GM..... Dave Bassegio  
Director of Player Development ... Todd Marchant  
Player Development..... Scott Niedermayer  
Head Coach ..... Randy Carlyle  
Assistant Coaches ..... Steve Konowalchuk, Mark  
..... Morrison, Rich Preston, Trent Yawney  
Goaltending Coach..... Sudarshan Maharaj  
Video Coach ..... Joe Piscotty  
Dir. of Media & Communications..... Alex Gilchrist  
Media & Communications Manager .. Steve Hoem  
Publicist..... Keren Lynch

## vs. ANAHEIM

SEASON RECORD	W	L	OTL	Pts	GF	GA	PPGF	PPGA	SHGF	SHGA	PIM
Home	1	0	0	2	6	4	0	2	0	0	9
Road	0	1	0	0	0	2	0	0	0	0	10
<b>TOTALS</b>	<b>1</b>	<b>1</b>	<b>0</b>	<b>2</b>	<b>6</b>	<b>6</b>	<b>0</b>	<b>2</b>	<b>0</b>	<b>0</b>	<b>19</b>

## RESULTS

DATE	SITE	W/L	DRW	OPP
Dec. 17	H	W	6	4
Jan. 4	A	L	0	2

## GOALS BY PERIOD

TEAM	1	2	3	OT	SO	TOT
Detroit	1	3	2	0	0	6
Anaheim	3	1	2	0	0	6

## SPECIAL TEAMS

DETROIT POWER PLAY			DETROIT PENALTY KILL		
Home	0-3	0.0%	Home	0-2	0.0%
Road	0-3	0.0%	Road	4-4	100%
<b>Totals</b>	<b>0-6</b>	<b>0.0%</b>	<b>Totals</b>	<b>4-6</b>	<b>66.7%</b>

## SCORING LEADERS

DETROIT		ANAHEIM	
Tomas Tatar	3G-0A-3P, +3 in 2 games	Rickard Rakell	2G-0A-2P, -1 in 2 games
Xavier Ouellet	1G-1A-2P, +1 in 2 games	Ondrej Kase	1G-1A-2P, +1 in 2 games
Thomas Vanek	0G-2A-2P, +0 in 2 games	Antoine Vermette	0G-2A-2P, +0 in 2 games
Anthony Mantha	0G-2A-2P, +1 in 2 games	Ryan Kesler	0G-2A-2P, -1 in 2 games
Nielsen/Larkin	1G-0A-1P, +0 in 2 games	Fowler/Ritchie	1G-0A-1P, +0 in 2 games

## ALL-TIME SEASON RECORD

SITE	GP	W	L	T	OTL	PTS	GF	GA
Home	41	32	6	3	0	67	144	90
Road	42	18	17	4	3	43	108	106
<b>TOTALS</b>	<b>83</b>	<b>50</b>	<b>23</b>	<b>7</b>	<b>3</b>	<b>110</b>	<b>252</b>	<b>196</b>



# 2016-17 TEAM-BY-TEAM RECORDS



## ARIZONA COYOTES

9400 W. Maryland Ave.  
Glendale, AZ 85305  
coyotes.nhl.com

Arena.....Gila River Arena (17,125)  
Entered NHL ..... 1979-80 (39th season)  
Conference / Division..... Western / Pacific  
Regular Season Record..... 1210-1337-266-131  
Playoff Record..... 41-78  
Stanley Cup Champions ..... None  
Office Phone..... (623) 772-3200  
Fax..... (623) 772-3201  
2016-17 Record ..... 30-42-10 (70 pts.)  
2017 Playoffs..... Did Not Qualify

## Staff Listing

Owner, Chairman & Governor.. Andrew Barroway  
President & CEO..... Steve Patterson  
Pres. of Hockey Ops & GM..... John Chayka  
Assistant General Manager..... Steve Sullivan  
Assistant General Manager..... Chris O'Hearn  
Head Coach..... Rick Tocchet  
Assistant Coach..... John MacLean  
Assistant Coach..... Scott Allen  
Goaltending Coach..... Jon Elkin  
Prospect Goaltending Coach..... Corey Schwab  
Player Development Coach..... Alex Henry  
Assistant Coach, Video..... Steve Peters  
Executive VP, Communications..... Rich Nairn  
Media Relations Manager..... Greg Dillard  
Media Relations Coordinator..... Jeffrey Sanders

## vs. ARIZONA

SEASON RECORD	W	L	OTL	Pts	GF	GA	PPGF	PPGA	SHGF	SHGA	PIM
Home	0	1	0	0	1	4	0	1	0	0	9
Road	1	0	0	2	5	4	2	0	0	1	10
<b>TOTALS</b>	<b>1</b>	<b>1</b>	<b>0</b>	<b>2</b>	<b>6</b>	<b>8</b>	<b>2</b>	<b>1</b>	<b>0</b>	<b>1</b>	<b>19</b>

## RESULTS

DATE	SITE	W/L	DRW	OPP	TEAM	1	2	3	OT	SO	TOT
Dec. 13	H	L	1	4	Detroit	2	1	2	0	1	6
March 16	A	SOW	5	4	Arizona	2	3	3	0	0	8

## GOALS BY PERIOD

## SPECIAL TEAMS

DETROIT POWER PLAY				DETROIT PENALTY KILL			
Home	0-4	0.0%		Home	1-2	50.0%	
Road	2-7	28.6%		Road	3-3	100%	
<b>Totals</b>	<b>2-11</b>	<b>18.1%</b>		<b>Totals</b>	<b>4-5</b>	<b>80.0%</b>	

## SCORING LEADERS

DETROIT				ARIZONA			
Andreas Athanasiou	1G-2A-3P, +1 in 2 games			Lawson Crouse	2G-0A-2P, +2 in 2 games		
Henrik Zetterberg	1G-1A-2P, -1 in 2 games			Jamie McGinn	2G-0A-2P, -1 in 2 games		
Tomas Tatar	1G-1A-2P, -3 in 2 games			Jakob Chychrun	1G-1A-2P, +3 in 2 games		
Mike Green	1G-1A-2P, -4 in 2 games			Radim Vrbata	1G-1A-2P, +2 in 2 games		
Dylan Larkin	1G-0A-1P, -4 in 2 games			Alex Goligoski	1G-1A-2P, +1 in 2 games		

## ALL-TIME SEASON RECORD

SITE	GP	W	L	T	OTL	PTS	GF	GA
Home	70	37	23	8	2	84	266	224
Road	69	32	21	14	2	80	222	201
<b>TOTALS</b>	<b>139</b>	<b>69</b>	<b>44</b>	<b>22</b>	<b>4</b>	<b>164</b>	<b>488</b>	<b>425</b>



# 2016-17 TEAM-BY-TEAM RECORDS



## BOSTON BRUINS

100 Legends Way  
Boston, MA 02114  
bruins.nhl.com

Arena..... TD Garden (17,565)  
Entered NHL ..... 1924-25 (94th season)  
Conference / Division..... Eastern / Atlantic  
Regular Season Record ..... 3065-2329-791-151  
Playoff Record ..... 299-304-6  
Stanley Cup Champions ..... 1929, 1939, 1941,  
..... 1970, 1972, 2011  
Office Phone..... (617) 624-2327  
Fax ..... (617) 523-7184  
2016-17 Record ..... 44-31-7 (95 pts.)  
2017 Playoffs..... Did Not Qualify

## Staff Listing

Owner & Governor ..... Jeremy M. Jacobs  
Chief Executive Officer ..... Charlie Jacobs  
Senior Advisor to the Owner ..... Harry Sinden  
President ..... Cam Neely  
General Manager ..... Don Sweeney  
Assistant General Manager ..... Scott Bradley  
Executive Dir., Player Personnel... John Ferguson  
Head Coach ..... Bruce Cassidy  
Assistant Coaches ..... Joe Sacco, Jay Pandolfo  
..... Kevin Dean  
Goaltending Coach..... Bob Essensa  
Video Coordinator ..... J.P. Buckley  
Development Coach ..... Jamie Langenbrunner  
VP, Communications..... Matthew Chmura  
Dir., Communications/Content .. Brandon McNelis  
Director, Publications/Information.. Heidi Holland  
Communications Manager ..... Tom Brewster  
Communications Specialist ..... Sarah McMahon

## vs. BOSTON

SEASON RECORD	W	L	OTL	Pts	GF	GA	PPGF	PPGA	SHGF	SHGA	PIM
Home	1	1	0	2	6	6	0	2	0	1	16
Road	0	1	1	1	4	10	0	1	0	0	14
<b>TOTALS</b>	<b>1</b>	<b>2</b>	<b>1</b>	<b>3</b>	<b>10</b>	<b>16</b>	<b>0</b>	<b>3</b>	<b>0</b>	<b>1</b>	<b>30</b>

## RESULTS

DATE	SITE	W/L	DRW	OPP
Oct. 29	H	L	0	1
Jan. 18	H	SOW	6	5
Jan. 24	A	OTL	3	4
March 8	A	L	1	6

## GOALS BY PERIOD

TEAM	1	2	3	OT	SO	TOT
Detroit	2	6	1	0	1	10
Boston	10	3	2	1	0	16

## SPECIAL TEAMS

DETROIT POWER PLAY			DETROIT PENALTY KILL		
Home	0-8	0.0%	Home	4-6	66.7%
Road	0-1	0.0%	Road	1-2	50.0%
<b>Totals</b>	<b>0-9</b>	<b>0.0%</b>	<b>Totals</b>	<b>5-8</b>	<b>62.5%</b>

## SCORING LEADERS

DETROIT		BOSTON	
Tomas Tatar	2G-2A-4P, +4 in 4 games	Brad Marchand	4G-2A-6P, +3 in 4 games
Mike Green	1G-3A-4P, -3 in 4 games	David Krejci	2G-3A-5P, +4 in 4 games
Dylan Larkin	1G-2A-3P, +1 in 3 games	David Pastrnak	2G-2A-4P, +7 in 3 games
Andreas Athanasiou	2G-0A-2P, +0 in 4 games	Patrice Bergeron	1G-3A-4P, +3 in 4 games
Niklas Kronwall	1G-1A-2P, -2 in 2 games	Frank Vatrano	2G-0A-2P, -3 in 3 games

## ALL-TIME SEASON RECORD

SITE	GP	W	L	T	OTL	PTS	GF	GA
Home	297	161	82	52	2	376	990	752
Road	299	94	160	43	2	233	790	1049
<b>TOTALS</b>	<b>596</b>	<b>255</b>	<b>242</b>	<b>95</b>	<b>4</b>	<b>609</b>	<b>1780</b>	<b>1801</b>



# 2016-17 TEAM-BY-TEAM RECORDS



## BUFFALO SABRES

One Seymour H. Knox III Plaza  
Buffalo, NY 14203  
sabres.nhl.com

Arena..... KeyBank Center (19,070)  
Entered NHL ..... 1970-71 (48th season)  
Conference / Division..... Eastern / Atlantic  
Regular Season Record..... 1702-1415-409-130  
Playoff Record..... 124-132  
Stanley Cup Champions ..... None  
Office Phone..... (716) 844-4100  
Fax..... (716) 844-4110  
2016-17 Record..... 33-37-12 (78 pts.)  
2017 Playoffs..... Did Not Qualify

## Staff Listing

Owners.....Terrance M. Pegula, Kim Pegula  
President.....Russ Brandon  
General Manager.....Jason Botterill  
Assistant GMs.....Randy Sexton, Steve Greeley  
V.P., Hockey Administration.....Mark Jakubowski  
Director of Player Personnel.....Kevin Devine  
Head Coach.....Phil Housley  
Associate Coach.....Davis Payne  
Assistant Coaches.....Chris Hajt, Tom Ward  
Goaltending Coach.....Andrew Allen  
Video Coach.....Mat Myers  
Director of Player Development.....Jason Long  
Player Dev. Coaches.....Adam Mair, Krysz Barch  
Goaltending Dev. Coach.....Seamus Kotyk  
Director, Media Relations.....Chris Bandura  
Manager, Public Relations.....Ian Ott  
Coordinator, Public Relations.....Chris Dierken

## vs. BUFFALO

SEASON RECORD	W	L	OTL	Pts	GF	GA	PPGF	PPGA	SHGF	SHGA	PIM
Home	0	2	0	0	4	6	1	3	0	0	20
Road	1	0	1	3	4	4	1	2	0	0	14
<b>TOTALS</b>	<b>1</b>	<b>2</b>	<b>1</b>	<b>3</b>	<b>8</b>	<b>10</b>	<b>2</b>	<b>5</b>	<b>0</b>	<b>0</b>	<b>34</b>

## RESULTS

DATE	SITE	W/L	DRW	OPP
Nov. 23	A	SOW	2	1
Dec. 27	H	L	3	4
Jan. 20	A	OTL	2	3
March 20	H	L	1	2

## GOALS BY PERIOD

TEAM	1	2	3	OT	SO	TOT
Detroit	1	4	2	0	1	8
Buffalo	3	4	2	1	0	10

## SPECIAL TEAMS

DETROIT POWER PLAY			DETROIT PENALTY KILL		
Home	1-6	16.7%	Home	2-5	40.0%
Road	1-6	16.7%	Road	5-7	71.4%
<b>Totals</b>	<b>2-12</b>	<b>16.7%</b>	<b>Totals</b>	<b>7-12</b>	<b>58.3%</b>

## SCORING LEADERS

DETROIT		BUFFALO	
Henrik Zetterberg	1G-1A-2P, +1 in 4 games	Jack Eichel	2G-3A-5P, +0 in 3 games
Thomas Vanek	1G-1A-2P, +0 in 3 games	Brian Gionta	1G-2A-3P, +2 in 4 games
Mike Green	0G-2A-2P, +0 in 3 games	Ryan O'Reilly	1G-2A-3P, -1 in 3 games
Darren Helm	1G-0A-1P, +1 in 1 game	Rasmus Ristolainen	0G-3A-3P, +1 in 4 games
Drew Miller	1G-0A-1P, +1 in 2 games	Evander Kane	2G-0A-2P, +2 in 4 games

## ALL-TIME SEASON RECORD

SITE	GP	W	L	T	OTL	PTS	GF	GA
Home	68	41	21	5	1	88	246	189
Road	65	21	34	8	2	52	193	252
<b>TOTALS</b>	<b>133</b>	<b>62</b>	<b>55</b>	<b>13</b>	<b>3</b>	<b>140</b>	<b>439</b>	<b>441</b>





# 2016-17 TEAM-BY-TEAM RECORDS



## CALGARY FLAMES

P.O. Box 1530 Station M  
Calgary, Alberta T2P 3B9  
flames.nhl.com

Arena..... Scotiabank Saddledome (19,289)  
Entered NHL ..... 1972-73 (46th season)  
Conference / Division..... Western / Pacific  
Regular Season Record..... 1616-1382-379-123  
Playoff Record..... 99-124  
Stanley Cup Champions ..... 1989  
Office Phone..... (403) 777-2177  
Fax ..... (403) 777-2195  
2016-17 Record ..... 45-33-4 (94 pts.)  
2017 Playoffs..... Lost to ANA in First Round

## Staff Listing

Owner & Chairman..... N. Murray Edwards  
President & CEO..... Ken King  
President, Hockey Operations..... Brian Burke  
General Manager..... Brad Treliving  
Assistant GMs..... Craig Conroy, Brad Pascall  
VP of Hockey Operations..... Don Maloney  
Director, Player Development..... Ray Edwards  
Director of Pro Personnel..... Derek MacKinnon  
Player Development..... Ron Sutter  
Head Coach..... Glen Gulutzan  
Assistant Coaches..... Dave Cameron,  
..... Paul Jerrard, Martin Gelinas  
Assistant Coach, Video..... Jamie Pringel  
Goaltending Coach..... Jordan Sigalek  
VP, Communications..... Peter Hanlon  
Director, Communications..... Sean Kelso  
Coordinator, Public Relations..... Dalton Ullrich  
Assistant, Communications..... Kelsey McCay

## vs. CALGARY

SEASON RECORD	W	L	OTL	Pts	GF	GA	PPGF	PPGA	SHGF	SHGA	PIM
Home	0	1	0	0	2	3	0	0	0	0	4
Road	0	0	1	1	2	3	0	1	0	0	6
<b>TOTALS</b>	<b>0</b>	<b>1</b>	<b>1</b>	<b>1</b>	<b>4</b>	<b>6</b>	<b>0</b>	<b>1</b>	<b>0</b>	<b>0</b>	<b>10</b>

## RESULTS

DATE	SITE	W/L	DRW	OPP
Nov. 20	H	L	2	3
March 3	A	OTL	2	3

## GOALS BY PERIOD

TEAM	1	2	3	OT	SO	TOT
Detroit	2	0	2	0	0	4
Calgary	2	1	2	1	0	6

## SPECIAL TEAMS

DETROIT POWER PLAY			DETROIT PENALTY KILL		
Home	0-2	0.0%	Home	2-2	100%
Road	0-2	0.0%	Road	2-3	66.7%
<b>Totals</b>	<b>0-4</b>	<b>0.0%</b>	<b>Totals</b>	<b>4-5</b>	<b>80.0%</b>

## SCORING LEADERS

DETROIT		CALGARY	
Justin Abdelkader	0G-3A-3P, +2 in 2 games	Dougie Hamilton	0G-3A-3P, +2 in 2 games
Tomas Tatar	2G-0A-2P, -1 in 2 games	Mikael Backlund	2G-0A-2P, +2 in 2 games
Anthony Mantha	1G-1A-2P, +2 in 2 games	Michael Frolik	0G-2A-2P, +2 in 2 games
Henrik Zetterberg	0G-2A-2P, +2 in 2 games	Garnet Hathaway	1G-0A-1P, +1 in 1 game
Darren Helm	1G-0A-1P, +1 in 1 game	Matt Stajan	1G-0A-1P, +1 in 2 games

## ALL-TIME SEASON RECORD

SITE	GP	W	L	T	OTL	PTS	GF	GA
Home	78	42	25	10	1	95	280	236
Road	80	30	42	6	2	68	228	277
<b>TOTALS</b>	<b>158</b>	<b>72</b>	<b>67</b>	<b>16</b>	<b>3</b>	<b>163</b>	<b>508</b>	<b>513</b>



# 2016-17 TEAM-BY-TEAM RECORDS



## CAROLINA HURRICANES

1400 Edwards Mill Rd.  
Raleigh, NC 27607  
hurricanes.nhl.com

Arena.....PNC Arena (18,680)  
Entered NHL ..... 1979-80 (39th season)  
Conference / Division..... Eastern / Metropolitan  
Regular Season Record ..... 1205-1333-263-143  
Playoff Record ..... 59-68  
Stanley Cup Champions ..... 2006  
Office Phone..... (919) 467-7825  
Fax ..... (919) 462-0123  
2016-17 Record ..... 36-31-15 (87 pts.)  
2017 Playoffs..... Did Not Qualify

## Staff Listing

CEO & Owner ..... Peter Karmanos, Jr.  
President ..... Don Waddell  
Executive VP & General Manager ..... Ron Francis  
Assistant GM/Dir., Hockey Ops..... Mike Vellucci  
Assistant GMs..... Ricky Olczyk, Brian Tatum  
Development Dir., Defensemen..... Glen Wesley  
Development Dir., Forwards..... Sergei Samsonov  
Goaltending Consultant..... Curtis Joseph  
Head Coach ..... Bill Peters  
Assistant Coach ..... Rod Brind'Amour  
Assistant Coach ..... Steve Smith  
Goaltending Coach..... Mike Bales  
Video Coaches..... Chris Huffine, L.J. Scarpace  
VP, Communications..... Mike Sundheim  
Manager, Communications ..... Pace Sagester  
Communications Assistant..... Kirsten Brierley

## vs. CAROLINA

SEASON RECORD	W	L	OTL	Pts	GF	GA	PPGF	PPGA	SHGF	SHGA	PIM
Home	1	0	0	2	4	2	0	0	0	0	8
Road	1	1	0	2	5	7	1	1	0	0	12
<b>TOTALS</b>	<b>2</b>	<b>1</b>	<b>0</b>	<b>4</b>	<b>9</b>	<b>9</b>	<b>1</b>	<b>1</b>	<b>0</b>	<b>0</b>	<b>20</b>

## RESULTS

DATE	SITE	W/L	DRW	OPP
Oct. 25	H	W	4	2
March 27	A	OTW	4	3
March 28	A	L	1	4

## GOALS BY PERIOD

TEAM	1	2	3	OT	SO	TOT
Detroit	3	3	2	1	0	9
Carolina	3	4	2	0	0	9

## SPECIAL TEAMS

DETROIT POWER PLAY			DETROIT PENALTY KILL		
Home	0-2	0.0%	Home	3-3	100%
Road	1-5	20.0%	Road	5-6	83.3%
<b>Totals</b>	<b>1-7</b>	<b>14.3%</b>	<b>Totals</b>	<b>8-9</b>	<b>88.9%</b>

## SCORING LEADERS

DETROIT		CAROLINA	
Andreas Athanasiou	2G-2A-4P, +2 in 2 games	Justin Faulk	2G-2A-4P, +1 in 3 games
Gustav Nyquist	0G-3A-3P, +0 in 3 games	Jordan Staal	2G-0A-2P, +0 in 3 games
Anthony Mantha	2G-0A-2P, -1 in 2 games	Lee Stempniak	1G-1A-2P, +2 in 3 games
Dylan Larkin	2G-0A-2P, +1 in 3 games	Victor Rask	1G-1A-2P, +0 in 3 games
Henrik Zetterberg	0G-2A-2P, -1 in 3 games	Derek Ryan	0G-2A-2P, +2 in 2 games

## ALL-TIME SEASON RECORD

SITE	GP	W	L	T	OTL	PTS	GF	GA
Home	40	23	10	7	0	53	148	110
Road	39	18	20	1	0	37	108	124
<b>TOTALS</b>	<b>79</b>	<b>41</b>	<b>30</b>	<b>8</b>	<b>0</b>	<b>90</b>	<b>256</b>	<b>234</b>



# 2016-17 TEAM-BY-TEAM RECORDS



## CHICAGO BLACKHAWKS

1901 W. Madison Street  
Chicago, IL 60612  
blackhawks.nhl.com

Arena..... United Center (19,717)  
Entered NHL ..... 1926-27 (92nd season)  
Conference / Division..... Western / Central  
Regular Season Record..... 2687-2633-814-136  
Playoff Record..... 264-270-5  
Stanley Cup Champions ..... 1934, 1938, 1961,  
..... 2010, 2013, 2015  
Office Phone..... (312) 455-7000  
Fax ..... (312) 455-7042  
2016-17 Record ..... 50-23-9 (109 pts.)  
2017 Playoffs..... Lost to NSH in First Round

## Staff Listing

Chairman..... W. Rockwell "Rocky" Wirtz  
President & CEO ..... John F. McDonough  
Senior VP/General Manager..... Stan Bowman  
Senior VP, Hockey Operations ..... Al MacIsaac  
Assistant General Manager..... Norm Maciver  
Head Coach ..... Joel Quenneville  
Senior Advisor, Hockey Ops..... Scotty Bowman  
Director, Player Personnel..... Pierre Gauthier  
Director, Player Development ..... Mark Eaton  
Assistant Coaches ..... Kevin Dineen,  
..... Don Granato, Ulf Samuelsson  
Goaltending Coach..... Jimmy Waite  
Video Coach ..... Matt Meacham  
Dev. Coaches..... Christian Burrus, Yanic Perreault,  
... Derek Plante, Anders Sorensen, Mikael Samuelsson  
VP, Communications ..... Adam Rogowin  
Director, Public Relations..... John Steinmiller  
Manager, Media Relations..... Lyndsey Stroope  
Coordinator, Media Relations ..... Nate Haeni

## vs. CHICAGO

SEASON RECORD	W	L	OTL	Pts	GF	GA	PPGF	PPGA	SHGF	SHGA	PIM
Home	1	0	0	2	4	2	0	0	0	0	11
Road	0	0	1	1	3	4	0	2	0	0	14
<b>TOTALS</b>	<b>1</b>	<b>0</b>	<b>1</b>	<b>3</b>	<b>7</b>	<b>6</b>	<b>0</b>	<b>2</b>	<b>0</b>	<b>0</b>	<b>25</b>

## RESULTS

DATE	SITE	W/L	DRW	OPP
Jan. 10	A	OTL	3	4
March 10	H	W	4	2

## GOALS BY PERIOD

TEAM	1	2	3	OT	SO	TOT
Detroit	2	4	1	0	0	7
Chicago	3	2	0	1	0	6

## SPECIAL TEAMS

DETROIT POWER PLAY			DETROIT PENALTY KILL		
Home	0-3	0.0%	Home	2-2	100%
Road	0-1	0.0%	Road	4-6	66.7%
<b>Totals</b>	<b>0-4</b>	<b>0.0%</b>	<b>Totals</b>	<b>6-8</b>	<b>75.0%</b>

## SCORING LEADERS

DETROIT		CHICAGO	
Tomas Tatar	3G-1A-4P, +3 in 2 games	Duncan Keith	1G-1A-2P, +2 in 2 games
Gustav Nyquist	0G-3A-3P, +2 in 2 games	Richard Panik	1G-1A-2P, +1 in 2 games
Andreas Athanasiou	2G-0A-2P, +1 in 2 games	Artemi Panarin	1G-1A-2P, -4 in 2 games
Henrik Zetterberg	0G-2A-2P, +1 in 2 games	Ryan Hartma	0G-2A-2P, +3 in 2 games
Dylan Larkin	0G-2A-2P, -1 in 2 games	Marian Hossa	0G-2A-2P, +0 in 2 games

## ALL-TIME SEASON RECORD

SITE	GP	W	L	T	OTL	PTS	GF	GA
Home	365	219	107	33	6	477	1241	918
Road	368	148	161	51	8	355	1036	1102
<b>TOTALS</b>	<b>733</b>	<b>367</b>	<b>268</b>	<b>84</b>	<b>14</b>	<b>832</b>	<b>2277</b>	<b>2020</b>



# 2016-17 TEAM-BY-TEAM RECORDS



## COLORADO AVALANCHE

1000 Chopper Circle  
Denver, CO 80204  
avalanche.nhl.com

Arena..... Pepsi Center (17,809)  
Entered NHL ..... 1979-80 (39th season)  
Conference / Division..... Western / Central  
Regular Season Record ..... 1342-1234-261-107  
Playoff Record ..... 135-121  
Stanley Cup Champions ..... 1996, 2001  
Office Phone..... (303) 405-1100  
Fax ..... (303) 893-0614  
2016-17 Record ..... 22-56-4 (48 pts.)  
2017 Playoffs..... Did Not Qualify

## Staff Listing

Owner..... E. Stanley Kroenke  
President & Governor ..... Josh Kroenke  
Executive VP & General Manager ..... Joe Sakic  
Assistant General Manager ..... Craig Billington  
Assistant General Manager ..... Chris MacFarland  
Director of Player Development ..... David Oliver  
Development Consultants..... Brett Clark,  
..... Adam Foote, Brian Willisie  
Head Coach ..... Jared Bednar  
Assistant Coach ..... Ray Bennett  
Assistant Coach ..... Nolan Pratt  
Goaltending Coach..... Jussi Parkkila  
Video Coach ..... Brett Heimlich  
Sr. VP, Communications ..... Jean Martineau  
Exec. Dir., Media Services ... Brendan McNicholas  
Website Coordinator..... Ron Knabenbauer  
Media Relations Assistant..... Danielle Bernstein

## vs. COLORADO

SEASON RECORD	W	L	OTL	Pts	GF	GA	PPGF	PPGA	SHGF	SHGA	PIM
Home	1	0	0	2	5	1	2	0	0	0	4
Road	0	1	0	0	1	3	0	0	0	0	8
<b>TOTALS</b>	<b>1</b>	<b>1</b>	<b>0</b>	<b>2</b>	<b>6</b>	<b>4</b>	<b>2</b>	<b>0</b>	<b>0</b>	<b>0</b>	<b>12</b>

## RESULTS

DATE	SITE	W/L	DRW	OPP
March 15	A	L	1	3
March 18	H	W	5	1

## GOALS BY PERIOD

TEAM	1	2	3	OT	SO	TOT
Detroit	1	1	4	0	0	6
Colorado	0	1	3	0	0	4

## SPECIAL TEAMS

DETROIT POWER PLAY			DETROIT PENALTY KILL		
Home	2-3	66.7%	Home	2-2	100%
Road	0-1	0.0%	Road	4-4	100%
<b>Totals</b>	<b>2-4</b>	<b>50.0%</b>	<b>Totals</b>	<b>6-6</b>	<b>100%</b>

## SCORING LEADERS

DETROIT		COLORADO	
Tomas Tatar	2G-1A-3P, +2 in 2 games	J.T. Compher	1G-0A-1P, +0 in 2 games
Dylan Larkin	1G-2A-3P, -2 in 2 games	Matt Duchene	1G-0A-1P, +0 in 2 games
Justin Abdelkader	1G-1A-2P, +0 in 2 games	Gabriel Landeskog	1G-0A-1P, +0 in 2 games
Andreas Athanasiou	1G-1A-2P, +0 in 2 games	Carl Soderberg	1G-0A-1P, +0 in 2 games
Gustav Nyquist	1G-1A-2P, +0 in 2 games	Francois Beauchemin	0G-1A-1P, +2 in 2 games

## ALL-TIME SEASON RECORD

SITE	GP	W	L	T	OTL	PTS	GF	GA
Home	60	35	17	1	7	78	208	170
Road	61	31	25	4	1	67	201	192
<b>TOTALS</b>	<b>121</b>	<b>66</b>	<b>42</b>	<b>5</b>	<b>8</b>	<b>145</b>	<b>409</b>	<b>362</b>



# 2016-17 TEAM-BY-TEAM RECORDS



## COLUMBUS BLUE JACKETS

200 W. Nationwide Blvd.  
Columbus, OH 43215  
bluejackets.nhl.com

Arena.....Nationwide Arena (18,144)  
Entered NHL ..... 2000-01 (18th season)  
Conference / Division..... Eastern / Metropolitan  
Regular Season Record..... 535-589-33-121  
Playoff Record..... 3-12  
Stanley Cup Champions .....None  
Office Phone..... (614) 246-4625  
Fax ..... (614) 246-4007  
2016-17 Record ..... 50-24-8 (108 pts.)  
2017 Playoffs..... Lost to PIT in First Round

### Staff Listing

Majority Owner/Governor .....John P. McConnell  
President, Hockey Operations.....John Davidson  
General Manager ..... Jarmo Kekalainen  
Assistant General Manager ..... Bill Zito  
Assistant to the GM .....Tom Bark  
Director, Player Personnel.....Basil McRae  
Hockey Operations Advisor.....Fredrik Modin  
Head Coach .....John Tortorella  
Assistant Coaches .....Brad Larsen,  
.....Kenny McCudden, Brad Shaw  
Goaltending Coach.....Ian Clark  
Video Assistant Coach .....Dan Singleton  
Dev. Coaches..Greg Campbell, Chris Clark, Jarko Ruutu  
VP, Communications .....Todd Sharrock  
Director, Communications..... Karen Davis  
Manager, Communications .....Glenn Odebralski

### vs. COLUMBUS

SEASON RECORD	W	L	OTL	Pts	GF	GA	PPGF	PPGA	SHGF	SHGA	PIM
Home	0	1	1	1	3	7	2	0	0	1	18
Road	0	1	0	0	1	2	1	0	0	0	4
<b>TOTALS</b>	<b>0</b>	<b>2</b>	<b>1</b>	<b>1</b>	<b>4</b>	<b>9</b>	<b>3</b>	<b>0</b>	<b>0</b>	<b>1</b>	<b>22</b>

### RESULTS

DATE	SITE	W/L	DRW	OPP
Dec. 9	H	L	1	4
Feb. 7	H	OTL	2	3
Feb. 11	A	L	1	2

### GOALS BY PERIOD

TEAM	1	2	3	OT	SO	TOT
Detroit	2	2	0	0	0	4
Columbus	4	3	1	1	0	9

### SPECIAL TEAMS

DETROIT POWER PLAY			DETROIT PENALTY KILL		
Home	2-5	40.0%	Home	2-2	100%
Road	1-4	25.0%	Road	3-3	100%
<b>Totals</b>	<b>3-9</b>	<b>33.3%</b>	<b>Totals</b>	<b>5-5</b>	<b>100%</b>

### SCORING LEADERS

DETROIT			COLUMBUS		
Thomas Vanek	2G-1A-3P, -3 in 3 games		Brandon Dubinsky	2G-4A-6P, +6 in 3 games	
Dylan Larkin	1G-1A-2P, -3 in 3 games		Cam Atkinson	3G-1A-4P, +5 in 3 games	
Nick Jensen	1G-0A-1P, +1 in 2 games		Boone Jenner	1G-2A-3P, +4 in 3 games	
Darren Helm	0G-1A-1P, +0 in 2 games		Seth Jones	1G-1A-2P, +3 in 3 games	
Justin Abdelkader	0G-1A-1P, -2 in 2 games		Gagner/Sedlak	1G-1A-2P, +2 in 3 games	

### ALL-TIME SEASON RECORD

SITE	GP	W	L	T	OTL	PTS	GF	GA
Home	42	29	8	0	5	63	138	101
Road	44	25	14	1	4	55	128	97
<b>TOTALS</b>	<b>86</b>	<b>54</b>	<b>22</b>	<b>1</b>	<b>9</b>	<b>118</b>	<b>266</b>	<b>198</b>



# 2016-17 TEAM-BY-TEAM RECORDS



## DALLAS STARS

2601 Avenue of the Stars  
Frisco, TX 75034  
stars.nhl.com

Arena..... American Airlines Center (18,532)  
Entered NHL..... 1967-68 (51st season)  
Conference / Division..... Western / Central  
Regular Season Record..... 1697-1601-459-125  
Playoff Record..... 166-171  
Stanley Cup Champions ..... 1999  
Office Phone..... (214) 387-5500  
Fax..... (214) 387-5564  
2016-17 Record ..... 34-37-11 (79 pts.)  
2017 Playoffs..... Did Not Qualify

## Staff Listing

Owner & Governor.....R. Thomas Gagliardi  
President & CEO.....James R. Lites  
General Manager ..... Jim Nill  
Senior Advisor to the GM ..... Les Jackson  
Assistant GMs.....Scott White, Mark Janko  
Head Coach ..... Ken Hitchcock  
Assistant Coaches ..... Stu Barnes, Curt Fraser  
..... Rick Wilson  
Goaltending Coach..... Jeff Reese  
Video Coach ..... Kelly Forbes  
Skills Coach ..... Stan Tugolukov  
Goaltending Dev. Coach ..... Jim Bedard  
Coordinators, Player Dev ..... J.J. McQueen,  
Rich Peverley  
VP, Communications..... Tom Holy  
Manager, Media Relations.....Ben Fromstein  
Manager, Corp. Communications..... Joe Calvillo

## vs. DALLAS

SEASON RECORD	W	L	OTL	Pts	GF	GA	PPGF	PPGA	SHGF	SHGA	PIM
Home	1	0	0	2	3	1	2	0	0	0	17
Road	0	1	0	0	2	5	1	0	0	0	2
<b>TOTALS</b>	<b>1</b>	<b>1</b>	<b>0</b>	<b>2</b>	<b>5</b>	<b>6</b>	<b>3</b>	<b>0</b>	<b>0</b>	<b>0</b>	<b>19</b>

## RESULTS

DATE	SITE	W/L	DRW	OPP
Nov. 29	H	W	3	1
Jan. 12	A	L	2	5

## GOALS BY PERIOD

TEAM	1	2	3	OT	SO	TOT
Detroit	3	1	1	0	0	5
Dallas	2	3	1	0	0	6

## SPECIAL TEAMS

DETROIT POWER PLAY			DETROIT PENALTY KILL		
Home	2-4	50.0%	Home	5-5	100%
Road	1-5	20.0%	Road	1-1	100%
<b>Totals</b>	<b>3-9</b>	<b>33.3%</b>	<b>Totals</b>	<b>6-6</b>	<b>100%</b>

## SCORING LEADERS

DETROIT			DALLAS	
Henrik Zetterberg	1G-2A-3P, +0 in 2 games		Stephen Johns	1G-0A-1P, +2 in 2 games
Anthony Mantha	1G-1A-2P, +0 in 2 games		Brett Ritchie	1G-0A-1P, +2 in 2 games
Gustav Nyquist	1G-1A-2P, +0 in 2 games		John Klingberg	1G-0A-1P, +1 in 1 game
Thomas Vanek	0G-2A-2P, +0 in 2 games		Lauri Korpikoski	1G-0A-1P, +1 in 2 games
Steve Ott	1G-0A-1P, +0 in 2 games		Lindell/Eaves	1G-0A-1P, +0 in 2 games

## ALL-TIME SEASON RECORD

SITE	GP	W	L	T	OTL	PTS	GF	GA
Home	126	64	43	16	3	147	468	387
Road	125	48	56	18	3	117	380	420
<b>TOTALS</b>	<b>251</b>	<b>112</b>	<b>99</b>	<b>34</b>	<b>6</b>	<b>264</b>	<b>848</b>	<b>807</b>





# 2016-17 TEAM-BY-TEAM RECORDS



## EDMONTON OILERS

300, 10214-104 Avenue NW  
Edmonton, Alberta T5J 0H6  
oilers.nhl.com

Arena..... Rogers Place (18,550)  
Entered NHL ..... 1979-80 (39th season)  
Conference / Division..... Western / Pacific  
Regular Season Record ..... 1326-1215-262-141  
Playoff Record ..... 159-105  
Stanley Cup Champions ..... 1984, 1985, 1987,  
..... 1988, 1990  
Office Phone..... (780) 414-4625  
Fax ..... (780) 409-5890  
2016-17 Record ..... 47-26-9 (103 pts.)  
2017 Playoffs..... Lost to ANA in Second Round

## Staff Listing

Owner & Governor ..... Daryl A. Katz  
CEO & Vice Chair ..... Bob Nicholson  
Vice Chairs ..... Wayne Gretzky, Kevin Lowe  
Pres. of Hockey Ops & GM ..... Peter Chiarelli  
Senior VP, Hockey Operations ..... Craig MacTavish  
Assistant General Manager ..... Keith Gretzky  
VP, Player Development ..... Scott Howson  
VP, Player Personnel ..... Duane Sutter  
Sr. Director, Player Development ..... Rick Carriere  
Head Coach ..... Todd McLellan  
Assistant Coaches ..... Ian Herberts, Jim Johnson  
..... Jay Woodcroft  
Goalie Coach ..... Dustin Schwartz  
Assistant Goalie Coach ..... Sylvain Rodrigue  
Video Coach ..... Jeremy Coupal  
Senior Director, Media Relations ..... JJ Hebert  
Manager, Hockey Communications ..... Andre Brin  
Manager, Media Relations ..... Shawn May

## vs. EDMONTON

SEASON RECORD	W	L	OTL	Pts	GF	GA	PPGF	PPGA	SHGF	SHGA	PIM
Home	0	1	0	0	1	2	1	1	0	0	4
Road	0	1	0	0	3	4	0	0	0	0	4
<b>TOTALS</b>	<b>0</b>	<b>2</b>	<b>0</b>	<b>0</b>	<b>4</b>	<b>6</b>	<b>1</b>	<b>1</b>	<b>0</b>	<b>0</b>	<b>8</b>

## RESULTS

DATE	SITE	W/L	DRW	OPP
Nov. 6	H	L	1	2
March 4	A	L	3	4

## GOALS BY PERIOD

TEAM	1	2	3	OT	SO	TOT
Detroit	2	0	2	0	0	4
Edmonton	3	1	2	0	0	6

## SPECIAL TEAMS

DETROIT POWER PLAY			DETROIT PENALTY KILL		
Home	1-2	50.0%	Home	1-2	50.0%
Road	0-0	---	Road	2-2	100%
<b>Totals</b>	<b>1-2</b>	<b>50.0%</b>	<b>Totals</b>	<b>3-4</b>	<b>75.0%</b>

## SCORING LEADERS

DETROIT			EDMONTON		
Justin Abdelkader	1G-1A-2P, +0 in 2 games		Connor McDavid	1G-2A-3P, +1 in 2 games	
Dylan Larkin	1G-1A-2P, +0 in 2 games		Adam Larsson	1G-1A-2P, +3 in 2 games	
Henrik Zetterberg	0G-2A-2P, +1 in 2 games		Leon Draisaitl	0G-2A-2P, +2 in 2 games	
Anthony Mantha	1G-0A-1P, +0 in 1 game		Milan Lucic	0G-2A-2P, +0 in 2 games	
Darren Helm	1G-0A-1P, -1 in 2 games		Tyler Pitlick	1G-0A-1P, +1 in 1 game	

## ALL-TIME SEASON RECORD

SITE	GP	W	L	T	OTL	PTS	GF	GA
Home	64	40	17	3	4	87	240	185
Road	63	24	22	10	7	65	218	225
<b>TOTALS</b>	<b>127</b>	<b>64</b>	<b>39</b>	<b>13</b>	<b>11</b>	<b>152</b>	<b>458</b>	<b>410</b>



# 2016-17 TEAM-BY-TEAM RECORDS



## FLORIDA PANTHERS

One Panther Parkway  
Sunrise, FL 33323  
panthers.nhl.com

Arena..... BB&T Center (19,250)  
Entered NHL ..... 1993-94 (25th season)  
Conference / Division..... Eastern / Atlantic  
Regular Season Record ..... 737-768-142-173  
Playoff Record ..... 18-26  
Stanley Cup Champions ..... None  
Office Phone..... (954) 835-7000  
Fax ..... (954) 835-7700  
2016-17 Record ..... 35-36-11 (81 pts.)  
2017 Playoffs..... Did Not Qualify

## Staff Listing

Chairman, Owner & Governor ..... Vincent J. Viola  
Vice Chairman ..... Douglas A. Cifu  
President of Hockey Ops & GM ..... Dale Tallon  
Assistant General Manager ..... Eric Joyce  
Senior Advisor to GM ..... Chris Pronger  
Special Advisors to GM ..... Bill Torrey, Tom Rowe  
Director, Player Personnel ..... Bryan McCabe  
Head Coach ..... Bob Boughner  
Associate Coach ..... Jack Capuano  
Assistant Coach ..... Paul McFarland  
Video Coach ..... Ben Cooper  
Goaltending Coach ..... Robb Tallas  
VP, Communications/PR ..... Thomas Drance  
Dir., Communications ..... Adelyn Biedenbach  
Media Relations Coordinator ..... Mike Lewis  
Public Relations Coordinator ..... Chrissy Parente

## vs. FLORIDA

SEASON RECORD	W	L	OTL	Pts	GF	GA	PPGF	PPGA	SHGF	SHGA	PIM
Home	0	1	1	1	3	7	2	1	0	1	20
Road	1	1	0	2	5	7	0	1	0	0	18
<b>TOTALS</b>	<b>1</b>	<b>2</b>	<b>1</b>	<b>3</b>	<b>8</b>	<b>14</b>	<b>2</b>	<b>2</b>	<b>0</b>	<b>1</b>	<b>38</b>

## RESULTS

DATE	SITE	W/L	DRW	OPP
Oct. 15	A	L	1	4
Oct. 30	H	L	2	5
Dec. 1	H	OTL	1	2
Dec. 23	A	SOW	4	3

## GOALS BY PERIOD

TEAM	1	2	3	OT	SO	TOT
Detroit	2	2	3	0	1	8
Florida	7	4	2	1	0	14

## SPECIAL TEAMS

DETROIT POWER PLAY			DETROIT PENALTY KILL		
Home	2-9	22.2%	Home	9-10	90.0%
Road	0-7	0.0%	Road	7-8	87.5%
<b>Totals</b>	<b>2-16</b>	<b>12.5%</b>	<b>Totals</b>	<b>16-18</b>	<b>88.9%</b>

## SCORING LEADERS

DETROIT			FLORIDA		
Frans Nielsen	1G-2A-3P, -3 in 4 games		Colton Sceviour	4G-1A-5P, +2 in 4 games	
Brendan Smith	1G-1A-2P, -3 in 2 games		Jason Demers	2G-3A-5P, +4 in 4 games	
Henrik Zetterberg	1G-1A-2P, -1 in 4 games		Jonathan Marchessault	2G-3A-5P, +2 in 4 games	
Dylan Larkin	1G-1A-2P, -6 in 4 games		Aleksander Barkov	2G-1A-3P, +3 in 4 games	
Gustav Nyquist	0G-2A-2P, -4 in 4 games		Vincent Trocheck	2G-1A-3P, +2 in 4 games	

## ALL-TIME SEASON RECORD

SITE	GP	W	L	T	OTL	PTS	GF	GA
Home	19	7	4	3	5	22	55	49
Road	21	13	4	2	2	30	64	55
<b>TOTALS</b>	<b>40</b>	<b>20</b>	<b>8</b>	<b>5</b>	<b>7</b>	<b>52</b>	<b>119</b>	<b>104</b>



# 2016-17 TEAM-BY-TEAM RECORDS



## LOS ANGELES KINGS

1111 South Figueroa Street  
Los Angeles, CA 90015  
kings.nhl.com

Arena.....STAPLES Center (18,230)  
Entered NHL ..... 1967-68 (51st season)  
Conference / Division..... Western / Pacific  
Regular Season Record ..... 1628-1695-424-135  
Playoff Record ..... 111-140  
Stanley Cup Champions ..... 2012, 2014  
Office Phone..... (213) 742-7100  
Fax ..... (310) 535-4525  
2016-17 Record ..... 39-35-8 (86 pts.)  
2017 Playoffs..... Did Not Qualify

## Staff Listing

Owners..... Philip F. Anschutz, Edward P. Roski, Jr.  
President ..... Luc Robitaille  
VP and General Manager..... Rob Blake  
Assistant General Manager..... Michael Futa  
Advisors..... Jack Ferreira, Mike O'Connell  
Head Coach ..... John Stevens  
Assistant Coaches ..... Dave Lowry, Don Nachbaur,  
Pierre Turgeon  
Goaltending Coach..... Bill Ranford  
Video ..... Samson Lee, Brooks Bertsch  
Director, Player Development .... Nelson Emerson  
Goaltender Development ..... Dusty Imoo  
Player Development.. Glen Murray, Mike Donnelly  
..... Sean O'Donnell, Brantt Myhres, Jerret Stoll  
Senior VP, Communications ..... Michael Alteri  
Senior Dir., Communications ..... Jeff Moeller  
Director, Communications..... Mike Kalinowski  
Supervisor, Communications.... Eddie Fischermann

## vs. LOS ANGELES

SEASON RECORD	W	L	OTL	Pts	GF	GA	PPGF	PPGA	SHGF	SHGA	PIM
Home	0	1	0	0	1	4	0	0	0	0	10
Road	1	0	0	2	4	0	0	0	0	0	0
<b>TOTALS</b>	<b>1</b>	<b>1</b>	<b>0</b>	<b>2</b>	<b>5</b>	<b>4</b>	<b>0</b>	<b>0</b>	<b>0</b>	<b>0</b>	<b>10</b>

## RESULTS

DATE	SITE	W/L	DRW	OPP
Dec. 15	H	L	1	4
Jan. 5	A	W	4	0

## GOALS BY PERIOD

TEAM	1	2	3	OT	SO	TOT
Detroit	4	0	1	0	0	5
Los Angeles	1	1	2	0	0	4

## SPECIAL TEAMS

DETROIT POWER PLAY			DETROIT PENALTY KILL		
Home	0-4	0.0%	Home	3-3	100%
Road	0-2	0.0%	Road	0-0	---
<b>Totals</b>	<b>0-6</b>	<b>0.0%</b>	<b>Totals</b>	<b>3-3</b>	<b>100%</b>

## SCORING LEADERS

DETROIT		LOS ANGELES	
Andreas Athanasiou	1G-2A-3P, +2 in 2 games	Tyler Toffoli	2G-1A-3P, +3 in 1 game
Thomas Vanek	2G-0A-2P, +2 in 2 games	Dustin Brown	0G-2A-2P, +1 in 2 games
Anthony Mantha	1G-1A-2P, +2 in 2 games	Nic Dowd	1G-0A-1P, +0 in 2 games
Mike Green	1G-0A-1P, -1 in 1 game	Derek Forbort	1G-0A-1P, +1 in 2 games
Nielsen/Glendenning	0G-1A-1P, +0 in 2 games	King/Martinez	0G-1A-1P, +1 in 2 games

## ALL-TIME SEASON RECORD

SITE	GP	W	L	T	OTL	PTS	GF	GA
Home	99	51	35	13	0	115	376	324
Road	99	36	47	14	2	88	306	360
<b>TOTALS</b>	<b>198</b>	<b>87</b>	<b>82</b>	<b>27</b>	<b>2</b>	<b>203</b>	<b>682</b>	<b>684</b>



# 2016-17 TEAM-BY-TEAM RECORDS



## MINNESOTA WILD

317 Washington St.  
St. Paul, MN 55102  
wild.nhl.com

Arena.....Xcel Energy Center (17,954)  
Entered NHL ..... 2000-01 (18th season)  
Conference / Division.....Western / Central  
Regular Season Record..... 607-494-55-122  
Playoff Record..... 25-43  
Stanley Cup Champions .....None  
Office Phone..... (651) 602-6000  
Fax..... (651) 222-1055  
2016-17 Record ..... 49-25-8 (106 pts.)  
2017 Playoffs.....Lost to STL in First Round

### Staff Listing

Owner/Governor.....Craig Leipold  
Executive VP & GM.....Chuck Fletcher  
President & Alt. Governor ..... Matt Majka  
Senior VP of Hockey Operations.....Brent Flahr  
Assistant General Manager ..... Andrew Brunette  
Assistant General Manager ..... Shep Harder  
Director, Player Personnel.....Blair Mackasey  
Director, Player Development .....Brad Bombardir  
Head Coach.....Bruce Boudreau  
Assistant Coaches ..... John Anderson  
..... Darby Hendrickson, Bob Woods  
Goalie Coach ..... Bob Mason  
Video Coach .....Jonas Plumb  
Media Relations Director..... Aaron Sickman  
Media Relations Manager.....Carly Peters  
Media Relations Coordinator..... Megan Kogut

### vs. MINNESOTA

SEASON RECORD	W	L	OTL	Pts	GF	GA	PPGF	PPGA	SHGF	SHGA	PIM
Home	1	0	0	2	3	2	1	0	0	0	4
Road	0	1	0	0	3	6	0	3	0	0	10
<b>TOTALS</b>	<b>1</b>	<b>1</b>	<b>0</b>	<b>2</b>	<b>6</b>	<b>8</b>	<b>1</b>	<b>3</b>	<b>0</b>	<b>0</b>	<b>14</b>

### RESULTS

DATE	SITE	W/L	DRW	OPP
Feb. 12	A	L	3	6
March 26	H	W	3	2

### GOALS BY PERIOD

TEAM	1	2	3	OT	SO	TOT
Detroit	1	2	2	1	0	6
Minnesota	3	2	3	0	0	8

### SPECIAL TEAMS

DETROIT POWER PLAY			DETROIT PENALTY KILL		
Home	1-2	50.0%	Home	2-2	100%
Road	0-1	0.0%	Road	1-4	25.0%
<b>Totals</b>	<b>1-3</b>	<b>33.3%</b>	<b>Totals</b>	<b>3-6</b>	<b>50.0%</b>

### SCORING LEADERS

DETROIT			MINNESOTA		
Gustav Nyquist	0G-3A-3P, +3 in 2 games		Zach Parise	2G-1A-3P, +1 in 2 games	
Andreas Athanasiou	2G-0A-2P, -1 in 2 games		Nate Prosser	1G-1A-2P, +2 in 2 games	
Anthony Mantha	1G-1A-2P, +2 in 2 games		Charlie Coyle	1G-1A-2P, +2 in 2 games	
Henrik Zetterberg	1G-1A-2P, +2 in 2 games		Eric Staal	1G-1A-2P, +1 in 2 games	
Xavier Ouellet	0G-2A-2P, +1 in 2 games		Jason Pominville	0G-2A-2P, +1 in 2 games	

### ALL-TIME SEASON RECORD

SITE	GP	W	L	T	OTL	PTS	GF	GA
Home	28	19	4	1	4	43	106	67
Road	27	16	7	2	2	36	73	66
<b>TOTALS</b>	<b>55</b>	<b>35</b>	<b>11</b>	<b>3</b>	<b>6</b>	<b>79</b>	<b>179</b>	<b>133</b>



# 2016-17 TEAM-BY-TEAM RECORDS



## MONTREAL CANADIENS

1909, avenue des Canadiens-  
de-Montreal, Montreal, QC  
H3B 5E8, canadiens.com

Arena..... Bell Centre (21,288)  
Entered NHL ..... 1917-18 (101st season)  
Conference / Division..... Eastern / Atlantic  
Regular Season Record..... 3345-2180-837-134  
Playoff Record..... 429-312-8  
Stanley Cups..... 1924, '30, '31, '44, '46, '53, '56  
..... '57, '58, '59, '60, '65, '66, '68, '69  
..... '71, '73, '76, '77, '78, '79, '86, '93  
Office Phone..... (514) 932-2582  
2016-17 Record ..... 47-26-9 (103 pts.)  
2017 Playoffs..... Lost to NYR in First round

### Staff Listing

Owner, President & CEO ..... Geoff Molson  
Executive VP & GM..... Marc Bergevin  
Senior VP, Hockey Operations ..... Rick Dudley  
Assistant GMs..... Scott Mellanby, Trevor Timmins  
Sr. Advisor, Hockey Ops..... Larry Carriere  
Director of Player Personnel..... Martin Lapointe  
VP, Hockey Operations ..... John Sedgwick  
Director of Player Development ..... Rob Ramage  
Player Development Coach..... Francis Bouillon  
Dir. of Goalie Development..... Vincent Riendeau  
Head Coach ..... Claude Julien  
Associate Coach..... Kirk Muller  
Asst. Coaches ..... Dan Lacroix, J-J Daigneault  
Goaltending Coach..... Stephane Waite  
Video Coach ..... Mario Leblanc  
Senior VP, Communications... Donald Beauchamp  
Exec. Dir. of Media Relations .... Dominick Saillant  
Exec. Asst. to the SVP of Com..... Sylvie Lambert  
Communications Manager .... Francois Marchand

### vs. MONTREAL

SEASON RECORD	W	L	OTL	Pts	GF	GA	PPGF	PPGA	SHGF	SHGA	PIM
Home	1	0	2	4	4	5	0	1	0	0	8
Road	1	1	0	2	2	6	1	2	0	0	14
<b>TOTALS</b>	<b>2</b>	<b>1</b>	<b>2</b>	<b>6</b>	<b>6</b>	<b>11</b>	<b>1</b>	<b>3</b>	<b>0</b>	<b>0</b>	<b>22</b>

### RESULTS

DATE	SITE	W/L	DRW	OPP
Nov. 12	A	L	0	5
Nov. 26	H	OTL	1	2
Jan. 16	H	W	1	0
March 21	A	OTW	2	1
April 8	H	OTL	2	3

### GOALS BY PERIOD

TEAM	1	2	3	OT	SO	TOT
Detroit	2	2	1	1	0	6
Montreal	3	4	2	2	0	11

### SPECIAL TEAMS

DETROIT POWER PLAY			DETROIT PENALTY KILL		
Home	0-7	0.0%	Home	2-3	66.7%
Road	1-6	16.7%	Road	4-6	66.7%
<b>Totals</b>	<b>1-13</b>	<b>7.69%</b>	<b>Totals</b>	<b>6-9</b>	<b>66.7%</b>

### SCORING LEADERS

DETROIT		MONTREAL	
Frans Nielsen	1G-3A-4P, -1 in 5 games	Alex Galchenyuk	2G-2A-4P, +1 in 5 games
Justin Abdelkader	2G-0A-2P, -4 in 5 games	Andrew Shaw	1G-2A-3P, +4 in 5 games
Danny DeKeyser	0G-2A-2P, +2 in 5 games	Artturi Lehkonen	2G-0A-2P, +3 in 4 games
Thomas Vanek	1G-0A-1P, +1 in 2 games	Max Pacioretty	1G-1A-2P, +2 in 4 games
Anthony Mantha	1G-0A-1P, -1 in 3 games	Byron/Danault	1G-1A-2P, +2 in 5 games

### ALL-TIME SEASON RECORD

SITE	GP	W	L	T	OTL	PTS	GF	GA
Home	292	136	101	53	2	327	832	744
Road	293	71	177	43	2	187	660	1030
<b>TOTALS</b>	<b>585</b>	<b>207</b>	<b>278</b>	<b>96</b>	<b>4</b>	<b>514</b>	<b>1492</b>	<b>1774</b>



# 2016-17 TEAM-BY-TEAM RECORDS



## NASHVILLE PREDATORS

501 Broadway  
Nashville, TN 37203  
predators.nhl.com

Arena..... Bridgestone Arena (17,113)  
Entered NHL ..... 1998-99 (20th season)  
Conference / Division..... Western / Central  
Regular Season Record..... 686-560-60-136  
Playoff Record..... 42-50  
Stanley Cup Champions ..... None  
Office Phone..... (615) 770-2300  
Fax ..... (615) 770-2309  
2016-17 Record..... 41-29-12 (94 pts.)  
2017 Playoffs..... Lost to PIT in Stanley Cup Final

## Staff Listing

Chairman & Governor ..... Thomas Cigarrran  
President of Hockey Ops & GM..... David Poile  
President & CEO ..... Sean Henry  
Assistant General Manager ..... Paul Fenton  
Director of Hockey Operations ..... Brian Poile  
Player Development Director ..... Scott Nichol  
Player Dev. Assistant Director ..... Wade Redden  
Head Coach ..... Peter Laviolette  
Assistant Coaches ..... Kevin McCarthy, Dan Muse  
Goaltending Coach..... Ben Vanderklok  
Video Coach ..... Lawrence Feloney  
Video Coordinators.. Andrew Meloche, Nick Lubrano  
Director of Communications..... Kevin Wilson  
Corporate Com. Coordinator..... Natalie Aronson  
Com. & Content Coordinator ..... Brooks Bratten  
Communications Coordinator..... Nick Barnowski

## vs. NASHVILLE

SEASON RECORD	W	L	OTL	Pts	GF	GA	PPGF	PPGA	SHGF	SHGA	PIM
Home	1	0	0	2	5	3	2	3	0	0	15
Road	1	0	0	2	1	0	0	0	0	0	8
<b>TOTALS</b>	<b>2</b>	<b>0</b>	<b>0</b>	<b>4</b>	<b>6</b>	<b>3</b>	<b>2</b>	<b>3</b>	<b>0</b>	<b>0</b>	<b>23</b>

## RESULTS

DATE	SITE	W/L	DRW	OPP
Oct. 21	H	W	5	3
Feb. 4	A	W	1	0

## GOALS BY PERIOD

TEAM	1	2	3	OT	SO	TOT
Detroit	1	2	3	0	0	6
Nashville	0	2	1	0	0	3

## SPECIAL TEAMS

DETROIT POWER PLAY			DETROIT PENALTY KILL		
Home	2-7	28.6%	Home	1-4	25.0%
Road	0-5	0.0%	Road	3-3	100%
<b>Totals</b>	<b>2-12</b>	<b>16.7%</b>	<b>Totals</b>	<b>4-7</b>	<b>57.1%</b>

## SCORING LEADERS

DETROIT		NASHVILLE	
Mike Green	1G-1A-2P, +2 in 2 games	Roman Josi	0G-2A-2P, -2 in 2 games
Gustav Nyquist	1G-1A-2P, +2 in 2 games	Mike Fisher	1G-0A-1P, -1 in 2 games
Henrik Zetterberg	0G-2A-2P, +2 in 2 games	Mike Ribeiro	1G-0A-1P, -2 in 1 game
Drew Miller	1G-0A-1P, +0 in 1 game	P.K. Subban	1G-0A-1P, -2 in 2 games
Darren Helm	1G-0A-1P, +2 in 2 games	Ellis/Arvidsson	0G-1A-1P, -1 in 2 games

## ALL-TIME SEASON RECORD

SITE	GP	W	L	T	OTL	PTS	GF	GA
Home	47	32	8	2	5	71	168	108
Road	46	23	18	2	3	51	126	126
<b>TOTALS</b>	<b>93</b>	<b>55</b>	<b>26</b>	<b>4</b>	<b>8</b>	<b>122</b>	<b>294</b>	<b>234</b>





# 2016-17 TEAM-BY-TEAM RECORDS



## NEW JERSEY DEVILS

25 Lafayette Street  
Newark, NJ 07102  
devils.nhl.com

Arena..... Prudential Center (16,514)  
Entered NHL ..... 1974-75 (44th season)  
Conference / Division..... Eastern / Metropolitan  
Regular Season Record ..... 1412-1473-328-131  
Playoff Record ..... 136-118  
Stanley Cup Champions ..... 1995, 2000, 2003  
Office Phone..... (973) 757-6100  
Fax..... (973) 757-6399  
2016-17 Record ..... 28-40-14 (70 pts.)  
2017 Playoffs..... Did Not Qualify

## Staff Listing

Owner, Chairman & Governor.....Joshua Harris  
Owner & Vice Chairman.....David Blitzer  
Executive VP & General Manager .....Ray Shero  
Assistant General Manager .....Tom Fitzgerald  
Sr. Director, Player Personnel.....Dan MacKinnon  
VP, Hockey Operations .....Stephen Pellegrini  
Player Development Coach.....Patrick Rissmiller  
Player Development Coach.....Eric Weinrich  
Goaltending Dev. Coach .....Scott Clemmensen  
Development/Skills Coach.....Pertti Hasanen  
Head Coach .....John Hynes  
Asst. Coaches .....Geoff Ward, Alain Nasreddine  
Goaltending Coach.....Ryane Clowe  
Video Coach .....Chris Terreri  
Matthew DeMado  
VP, Hockey Communications.....Pete Albietz  
Dir., Hockey Communications.....Sarah Bricker  
Manager, Hockey Communications...James Stolfi

## vs. NEW JERSEY

SEASON RECORD	W	L	OTL	Pts	GF	GA	PPGF	PPGA	SHGF	SHGA	PIM
Home	1	1	0	2	7	5	2	0	0	1	8
Road	1	0	0	2	5	4	0	1	1	0	10
<b>TOTALS</b>	<b>2</b>	<b>1</b>	<b>0</b>	<b>4</b>	<b>12</b>	<b>9</b>	<b>2</b>	<b>1</b>	<b>1</b>	<b>1</b>	<b>18</b>

## RESULTS

DATE	SITE	W/L	DRW	OPP
Nov. 25	A	OTW	5	4
Jan. 31	H	L	3	4
April 9	H	W	4	1

## GOALS BY PERIOD

TEAM	1	2	3	OT	SO	TOT
Detroit	4	3	4	1	0	12
New Jersey	3	3	3	0	0	9

## SPECIAL TEAMS

DETROIT POWER PLAY			DETROIT PENALTY KILL		
Home	2-8	25.0%	Home	4-4	100%
Road	0-3	0.0%	Road	4-5	80.0%
<b>Totals</b>	<b>2-11</b>	<b>18.1%</b>	<b>Totals</b>	<b>8-9</b>	<b>88.9%</b>

## SCORING LEADERS

DETROIT			NEW JERSEY		
Henrik Zetterberg	2G-4A-6P, +5 in 3 games		Kyle Palmieri	2G-1A-3P, +0 in 3 games	
Frans Nielsen	2G-3A-5P, +1 in 3 games		John Moore	2G-1A-3P, -2 in 3 games	
Gustav Nyquist	0G-4A-4P, +3 in 3 games		Mike Cammalleri	1G-2A-3P, -1 in 3 games	
Riley Sheahan	2G-1A-3P, +1 in 3 games		Adam Henrique	2G-0A-2P, -1 in 3 games	
Anthony Mantha	1G-2A-3P, +2 in 2 games		Pavel Zacha	1G-1A-2P, -4 in 3 games	

## ALL-TIME SEASON RECORD

SITE	GP	W	L	T	OTL	PTS	GF	GA
Home	50	32	16	2	0	66	200	151
Road	49	16	22	9	2	43	131	160
<b>TOTALS</b>	<b>99</b>	<b>48</b>	<b>38</b>	<b>11</b>	<b>2</b>	<b>109</b>	<b>331</b>	<b>311</b>



# 2016-17 TEAM-BY-TEAM RECORDS



## NEW YORK ISLANDERS

200 Merrick Avenue  
East Meadow, NY 11554  
islanders.nhl.com

Arena..... Barclays Center (15,795)  
Entered NHL ..... 1972-73 (46th season)  
Conference / Division..... Eastern / Metropolitan  
Regular Season Record..... 1538-1483-347-132  
Playoff Record..... 144-120  
Stanley Cups..... 1980, 1981, 1982, 1983  
Office Phone..... (516) 501-6700  
Fax ..... (516) 501-6850  
2016-17 Record ..... 41-29-12 (94 pts.)  
2017 Playoffs..... Did Not Qualify

## Staff Listing

Co-Owners .....Jon Ledecky, Scott Malkin  
.....Charles B. Wang, Dewey Shay  
President and General Manager..... Garth Snow  
Asst. GM & Head Coach ..... Doug Weight  
Director of Player Personnel..... Chris Lamoriello  
Assistant to the GM ..... Kerry Gwydir  
Hockey Operations Consultant..... Claude Loiselle  
Director of Player Development ..... Eric Cairns  
Player Development..... Marty Reasoner  
Associate Coach..... Greg Cronin  
Assistant Coaches ..... Luke Richardson  
..... Scott Gomez, Matt Bertani  
Goalie Coaches..... Fred Brathwaite  
..... Marc Champagne  
Skill Development Coach ..... Bernie Cassell  
Director of Communications... Kimber Auerbach  
Communications Manager ..... Jesse Eisenberg  
Communications Coordinator..... Kelly Keogh

## vs. NY ISLANDERS

SEASON RECORD	W	L	OTL	Pts	GF	GA	PPGF	PPGA	SHGF	SHGA	PIM
Home	1	1	0	2	6	7	1	2	0	0	18
Road	1	0	0	2	4	3	0	0	0	0	9
<b>TOTALS</b>	<b>2</b>	<b>1</b>	<b>0</b>	<b>4</b>	<b>10</b>	<b>10</b>	<b>1</b>	<b>2</b>	<b>0</b>	<b>0</b>	<b>27</b>

## RESULTS

DATE	SITE	W/L	DRW	OPP
Dec. 4	A	OTW	4	3
Feb. 3	H	W	5	4
Feb. 21	H	L	1	3

## GOALS BY PERIOD

TEAM	1	2	3	OT	SO	TOT
Detroit	3	4	2	1	0	10
NY Islanders	4	2	4	0	0	10

## SPECIAL TEAMS

DETROIT POWER PLAY			DETROIT PENALTY KILL		
Home	1-5	20.0%	Home	6-8	75.0%
Road	0-0	---	Road	1-1	100%
<b>Totals</b>	<b>1-5</b>	<b>20.0%</b>	<b>Totals</b>	<b>7-9</b>	<b>77.8%</b>

## SCORING LEADERS

DETROIT			NY ISLANDERS		
Henrik Zetterberg	3G-2A-5P, +3 in 3 games		Josh Bailey	3G-1A-4P, +1 in 3 games	
Tomas Tatar	0G-4A-4P, +0 in 3 games		John Tavares	2G-2A-4P, +1 in 3 games	
Thomas Vanek	0G-3A-3P, -1 in 3 games		Anders Lee	1G-2A-3P, +4 in 3 games	
Danny DeKeyser	2G-0A-2P, +4 in 3 games		Alan Quine	0G-2A-2P, +0 in 3 games	
Mike Green	2G-0A-2P, +1 in 3 games		Brock Nelson	0G-2A-2P, -2 in 3 games	

## ALL-TIME SEASON RECORD

SITE	GP	W	L	T	OTL	PTS	GF	GA
Home	54	29	22	2	1	61	185	157
Road	55	23	27	4	1	51	164	197
<b>TOTALS</b>	<b>109</b>	<b>52</b>	<b>49</b>	<b>6</b>	<b>2</b>	<b>112</b>	<b>349</b>	<b>354</b>



# 2016-17 TEAM-BY-TEAM RECORDS



## NEW YORK RANGERS

14th Floor  
2 Pennsylvania Plaza  
New York, NY 10121  
rangers.nhl.com

Arena.....Madison Square Garden (18,006)  
Entered NHL ..... 1926-27 (92nd season)  
Conference / Division..... Eastern / Metropolitan  
Regular Season Record..... 2753-2590-808-119  
Playoff Record ..... 244-263-8  
Stanley Cups ..... 1928, 1933, 1940, 1994  
Office Phone..... (212) 465-6486  
Fax ..... (212) 465-6494  
2016-17 Record ..... 48-28-6 (102 pts.)  
2017 Playoffs..... Lost to OTT in Second Round

## Staff Listing

Executive Chairman, MSG ..... James L. Dolan  
President ..... Glen Sather  
General Manager ..... Jeff Gorton  
Senior VP/Assistant GM ..... Jim Schoenfeld  
Assistant General Manager ..... Chris Drury  
Director, Player Personnel..... Gordie Clark  
Director, Player Development ..... Jed Ortmeyer  
Head Coach ..... Alain Vigneault  
Associate Coach..... Scott Arniel  
Assistant Coaches ..... Lindy Ruff, Darryl Williams  
Asst. Coach & Goaltending Coach..... Benoit Allaire  
Video Coach ..... Jerry Dineen  
Skills Coach ..... Mark Ciaccio  
Consultants ..... Mike Barnett / Doug Risebrough  
Senior VP of Public Relations..... John Rosasco  
Director, Public Relations..... Ryan Nissan  
Manager, Public Relations..... Lindsay Hayes  
Coordinator, Public Relations . Michael Rappaport

## vs. NY RANGERS

SEASON RECORD	W	L	OTL	Pts	GF	GA	PPGF	PPGA	SHGF	SHGA	PIM
Home	0	1	1	1	1	5	1	1	0	1	12
Road	1	0	0	2	2	1	1	0	0	0	8
<b>TOTALS</b>	<b>1</b>	<b>1</b>	<b>1</b>	<b>3</b>	<b>3</b>	<b>6</b>	<b>2</b>	<b>1</b>	<b>0</b>	<b>1</b>	<b>20</b>

## RESULTS

DATE	SITE	W/L	DRW	OPP
Oct. 19	A	W	2	1
Jan. 22	H	OTL	0	1
March 12	H	L	1	4

## GOALS BY PERIOD

TEAM	1	2	3	OT	SO	TOT
Detroit	0	2	1	0	0	3
NY Rangers	2	2	1	1	0	6

## SPECIAL TEAMS

DETROIT POWER PLAY			DETROIT PENALTY KILL		
Home	1-7	14.3%	Home	5-6	83.3%
Road	1-4	25.0%	Road	4-4	100%
<b>Totals</b>	<b>2-11</b>	<b>18.1%</b>	<b>Totals</b>	<b>9-10</b>	<b>90.0%</b>

## SCORING LEADERS

DETROIT		NY RANGERS	
Frans Nielsen	1G-1A-2P, -1 in 2 games	Ryan McDonagh	2G-1A-3P, +2 in 3 games
Thomas Vanek	1G-0A-1P, +0 in 1 game	Kevin Hayes	1G-1A-2P, +2 in 2 games
Drew Miller	1G-0A-1P, +1 in 2 games	J.T. Miller	1G-1A-2P, +2 in 2 games
Luke Glendening	0G-1A-1P, +1 in 2 games	Michael Grabner	0G-2A-2P, +2 in 2 games
Nyquist/Green	0G-1A-1P, -1 in 2 games	Mats Zuccarello	0G-2A-2P, +1 in 3 games

## ALL-TIME SEASON RECORD

SITE	GP	W	L	T	OTL	PTS	GF	GA
Home	294	170	77	45	2	387	1027	721
Road	293	95	137	58	3	251	753	887
<b>TOTALS</b>	<b>587</b>	<b>265</b>	<b>214</b>	<b>103</b>	<b>5</b>	<b>638</b>	<b>1780</b>	<b>1608</b>



# 2016-17 TEAM-BY-TEAM RECORDS



## OTTAWA SENATORS

1000 Palladium Drive  
Ottawa, Ontario K2V 1A5  
senators.nhl.com

Arena..... Canadian Tire Centre (18,572)  
Entered NHL..... 1992-93 (26th season)  
Conference / Division..... Eastern / Atlantic  
Regular Season Record..... 866-788-115-135  
Playoff Record..... 72-79  
Stanley Cup Champions ..... None  
Office Phone..... (613) 599-0250  
Fax ..... (613) 599-5562  
2016-17 Record..... 44-28-10 (98 pts.)  
2017 Playoffs..... Lost to PIT in Conf. Final

## Staff Listing

Owner, Governor & Chairman..... Eugene Melnyk  
President..... Tom Anselmi  
General Manager..... Pierre Dorion  
Assistant General Manager..... Randy Lee  
Player Development Coach..... Shean Donovan  
Head Coach..... Guy Boucher  
Associate Coach..... Marc Crawford  
Assistant Coach..... Rob Cookson  
Assistant Coach..... Martin Raymond  
Goaltending Coach..... Pierre Groulx  
Video Coach..... Kristopher Young  
Senior Director, Communications..... Brian Morris  
Manager, Communications..... Chris Moore  
Coordinator, Communications..... Brett Varey  
Translator..... Eric Tremblay

## vs. OTTAWA

SEASON RECORD	W	L	OTL	Pts	GF	GA	PPGF	PPGA	SHGF	SHGA	PIM
Home	2	0	0	4	10	5	4	1	1	1	24
Road	1	1	0	2	3	4	0	0	0	0	16
<b>TOTALS</b>	<b>3</b>	<b>1</b>	<b>0</b>	<b>6</b>	<b>13</b>	<b>9</b>	<b>4</b>	<b>1</b>	<b>1</b>	<b>1</b>	<b>40</b>

## RESULTS

DATE	SITE	W/L	DRW	OPP
Oct. 17	H	W	5	1
Dec. 29	A	OTW	3	2
April 3	H	SOW	5	4
April 4	A	L	0	2

## GOALS BY PERIOD

TEAM	1	2	3	OT	SO	TOT
Detroit	4	3	4	1	1	13
Ottawa	2	4	3	0	0	9

## SPECIAL TEAMS

DETROIT POWER PLAY			DETROIT PENALTY KILL		
Home	4-6	66.7%	Home	4-5	80.0%
Road	0-6	0.0%	Road	6-6	100%
<b>Totals</b>	<b>4-12</b>	<b>33.3%</b>	<b>Totals</b>	<b>10-11</b>	<b>90.9%</b>

## SCORING LEADERS

DETROIT		OTTAWA	
Mike Green	3G-1A-4P, +1 in 3 games	Erik Karlsson	2G-2A-4P, +3 in 4 games
Tomas Tatar	2G-2A-4P, +0 in 4 games	Kyle Turris	1G-3A-4P, +4 in 4 games
Thomas Vanek	1G-3A-4P, +2 in 2 games	Mark Stone	1G-1A-2P, +1 in 4 games
Gustav Nyquist	1G-2A-3P, +1 in 4 games	Derick Brassard	1G-1A-2P, -3 in 4 games
Nick Jensen	0G-3A-3P, -1 in 3 games	Mike Hoffman	0G-3A-3P, +2 in 4 games

## ALL-TIME SEASON RECORD

SITE	GP	W	L	T	OTL	PTS	GF	GA
Home	20	12	7	0	1	25	66	50
Road	22	14	6	1	1	30	69	59
<b>TOTALS</b>	<b>42</b>	<b>26</b>	<b>13</b>	<b>1</b>	<b>2</b>	<b>55</b>	<b>135</b>	<b>109</b>



# 2016-17 TEAM-BY-TEAM RECORDS



## PHILADELPHIA FLYERS

3601 South Broad Street  
Philadelphia, PA 19148  
flyers.nhl.com

Arena..... Wells Fargo Center (19,605)  
Entered NHL ..... 1967-68 (51st season)  
Conference / Division..... Eastern / Metropolitan  
Regular Season Record ..... 1934-1345-457-146  
Playoff Record ..... 219-208  
Stanley Cup Champions ..... 1974, 1975  
Office Phone..... (215) 465-4500  
Fax ..... (215) 218-7837  
2016-17 Record ..... 39-33-10 (88 pts.)  
2017 Playoffs..... Did Not Qualify

## Staff Listing

President, COO & Governor ..... Dave Scott  
President ..... Paul Holmgren  
Executive VP & General Manager ..... Ron Hextall  
Senior Vice President..... Bob Clarke  
Assistant General Manager ..... Barry Hanrahan  
Player Development..... Kjell Samuelsson,  
..... John Riley, Brady Robinson  
Head Coach ..... Dave Hakstol  
Assistant Coaches ..... Gord Murphy,  
..... Ian Lapperiere, Kris Knoblauch  
Goaltending Coach..... Kim Dillabaugh  
Video Coach ..... Adam Patterson  
Senior Director, Communications..... Zack Hill  
Director, Public Relations..... Joe Sivilie  
Mgr., Broadcast & Media Services..... Brian Smith

## vs. PHILADELPHIA

SEASON RECORD	W	L	OTL	Pts	GF	GA	PPGF	PPGA	SHGF	SHGA	PIM
Home	0	0	1	1	0	1	0	0	0	0	23
Road	1	0	1	3	6	6	0	1	0	0	18
<b>TOTALS</b>	<b>1</b>	<b>0</b>	<b>2</b>	<b>4</b>	<b>6</b>	<b>7</b>	<b>0</b>	<b>1</b>	<b>0</b>	<b>0</b>	<b>41</b>

## RESULTS

DATE	SITE	W/L	DRW	OPP
Nov. 2	A	OTL	3	4
Nov. 8	A	SOW	3	2
Dec. 11	H	OTL	0	1

## GOALS BY PERIOD

TEAM	1	2	3	OT	SO	TOT
Detroit	3	0	2	0	1	6
Philadelphia	1	1	3	2	0	7

## SPECIAL TEAMS

DETROIT POWER PLAY			DETROIT PENALTY KILL		
Home	0-5	0.0%	Home	4-4	100%
Road	0-4	0.0%	Road	2-3	66.7%
<b>Totals</b>	<b>0-9</b>	<b>0.0%</b>	<b>Totals</b>	<b>6-7</b>	<b>85.7%</b>

## SCORING LEADERS

DETROIT		PHILADELPHIA	
Andreas Athanasiou	2G-0A-2P, +2 in 3 games	Brayden Schenn	1G-3A-4P, +2 in 3 games
Tomas Tatar	1G-1A-2P, +1 in 3 games	Mark Streit	1G-2A-3P, +2 in 3 games
Henrik Zetterberg	1G-1A-2P, +0 in 3 games	Jakub Voracek	1G-2A-3P, +1 in 3 games
Mike Green	0G-2A-2P, +2 in 3 games	Claude Giroux	1G-1A-2P, +1 in 3 games
Dylan Larkin	1G-0A-1P, -2 in 3 games	Wayne Simmonds	0G-2A-2P, +1 in 3 games

## ALL-TIME SEASON RECORD

SITE	GP	W	L	T	OTL	PTS	GF	GA
Home	69	37	20	10	2	86	242	206
Road	67	14	41	11	1	40	187	269
<b>TOTALS</b>	<b>136</b>	<b>51</b>	<b>61</b>	<b>21</b>	<b>3</b>	<b>126</b>	<b>429</b>	<b>475</b>



# 2016-17 TEAM-BY-TEAM RECORDS



## PITTSBURGH PENGUINS

1001 Fifth Avenue  
Pittsburgh, PA 15219  
penguins.nhl.com

Arena..... PPG Paints Arena (18,387)  
Entered NHL ..... 1967-68 (51st season)  
Conference / Division..... Eastern / Metropolitan  
Regular Season Record..... 1735-1640-383-124  
Playoff Record..... 200-165  
Stanley Cup Champions ..... 1991, 1992, 2009  
..... 2016, 2017  
Office Phone..... (412) 642-1300  
Fax ..... (412) 255-1988  
2016-17 Record ..... 50-21-11 (111 pts.)  
2017 Playoffs..... Won Stanley Cup

## Staff Listing

Co-Owner & Chairman ..... Mario Lemieux  
Co-Owner ..... Ron Burkle  
CEO & President..... David Morehouse  
Executive VP & GM..... Jim Rutherford  
Assistant General Manager ..... Bill Guerin  
Assistant General Manager ..... Jason Karmanos  
Director of Player Development ..... Scott Young  
Player Development Coach..... Jarrod Skalde  
Goaltending Dev. Coach..... Brendan Sullivan  
Head Coach ..... Mike Sullivan  
Asst. Coaches ..... Sergei Gonchar,  
..... Jacques Martin, Mark Recchi  
Goaltending Coach..... Mike Buckley  
Video Coach ..... Andy Saucier  
VP, Communications ..... Tom McMillan  
Communications Sr. Director ..... Jennifer Bullano  
Communications Manager ..... Jason Seidling

## vs. PITTSBURGH

SEASON RECORD	W	L	OTL	Pts	GF	GA	PPGF	PPGA	SHGF	SHGA	PIM
Home	1	0	0	2	6	3	1	1	0	0	10
Road	1	1	0	2	8	7	0	0	0	1	16
<b>TOTALS</b>	<b>2</b>	<b>1</b>	<b>0</b>	<b>4</b>	<b>14</b>	<b>10</b>	<b>1</b>	<b>1</b>	<b>0</b>	<b>1</b>	<b>26</b>

## RESULTS

DATE	SITE	W/L	DRW	OPP
Dec. 3	A	L	3	5
Jan. 14	H	W	6	3
Feb. 19	A	W	5	2

## GOALS BY PERIOD

TEAM	1	2	3	OT	SO	TOT
Detroit	3	5	6	0	0	14
Pittsburgh	2	3	5	0	0	10

## SPECIAL TEAMS

DETROIT POWER PLAY			DETROIT PENALTY KILL		
Home	1-4	25.0%	Home	3-4	75.0%
Road	0-6	0.0%	Road	6-6	100%
<b>Totals</b>	<b>1-10</b>	<b>10.0%</b>	<b>Totals</b>	<b>9-10</b>	<b>90.0%</b>

## SCORING LEADERS

DETROIT		PITTSBURGH	
Thomas Vanek	2G-2A-4P, +2 in 3 games	Evgeni Malkin	1G-2A-3P, -1 in 3 games
Henrik Zetterberg	2G-2A-4P, +1 in 3 games	Kris Letang	1G-2A-3P, -2 in 3 games
Anthony Mantha	0G-4A-4P, -1 in 3 games	Sidney Crosby	1G-2A-3P, -2 in 3 games
Mike Green	1G-2A-3P, +1 in 2 games	Carl Hagelin	0G-3A-3P, +0 in 3 games
Gustav Nyquist	1G-2A-3P, -1 in 2 games	Matt Cullen	2G-0A-2P, +0 in 3 games

## SEASON RECORD

SITE	GP	W	L	T	OTL	PTS	GF	GA
Home	75	45	16	12	2	104	289	218
Road	76	22	48	4	2	50	226	310
<b>TOTALS</b>	<b>151</b>	<b>67</b>	<b>64</b>	<b>16</b>	<b>4</b>	<b>154</b>	<b>515</b>	<b>528</b>





# 2016-17 TEAM-BY-TEAM RECORDS



## SAN JOSE SHARKS

525 West Santa Clara St.  
San Jose, CA 95113  
sharks.nhl.com

Arena.....SAP Center at San Jose (17,562)  
Entered NHL ..... 1991-92 (27th season)  
Conference / Division..... Western / Pacific  
Regular Season Record ..... 929-802-121-132  
Playoff Record ..... 103-108  
Stanley Cup Champions ..... None  
Office Phone..... (408) 287-7070  
Fax ..... (408) 999-5797  
2016-17 Record ..... 46-29-7 (99 pts.)  
2017 Playoffs..... Lost to EDM in First Round

## Staff Listing

Ownership Group.....Hasso Plattner  
.....Gary Valenzuela, Gordon Russell, Rudy Staedler  
Chief Operating Officer ..... John Tortora  
General Manager.....Doug Wilson  
VP & Assistant General Manager .....Joe Will  
Director of Hockey Operations..... Doug Wilson, Jr.  
Development Coach..... Mike Ricci  
Goaltending Dev. Coach/Scout..... Evgeni Nabokov  
Head Coach.....Peter DeBoer  
Assistant Coaches.....Steve Spott,  
.....Rob Zettler, Dave Barr  
Asst. Coach/Goaltending Coach .....John Hedberg  
Video Coach .....Dan Darrow  
VP, Media Relations & Broadcasting...Scott Emmert  
Media Relations Manager .....Ben Guerrero  
Media Relations Coordinator..... Nicolas Carrillo  
Broadcast Ops/Media Rel. Mgr.... Joanna Schimmel

## vs. SAN JOSE

SEASON RECORD	W	L	OTL	Pts	GF	GA	PPGF	PPGA	SHGF	SHGA	PIM
Home	1	0	0	2	3	0	0	0	0	0	12
Road	0	1	0	0	3	6	0	0	0	0	4
<b>TOTALS</b>	<b>1</b>	<b>1</b>	<b>0</b>	<b>2</b>	<b>6</b>	<b>6</b>	<b>0</b>	<b>0</b>	<b>0</b>	<b>0</b>	<b>16</b>

## RESULTS

DATE	SITE	W/L	DRW	OPP
Oct. 22	H	W	3	0
Jan. 7	A	L	3	6

## GOALS BY PERIOD

TEAM	1	2	3	OT	SO	TOT
Detroit	1	2	3	0	0	6
San Jose	3	0	3	0	0	6

## SPECIAL TEAMS

DETROIT POWER PLAY			DETROIT PENALTY KILL		
Home	0-6	0.0%	Home	4-4	100%
Road	0-1	0.0%	Road	2-2	100%
<b>Totals</b>	<b>0-7</b>	<b>0.0%</b>	<b>Totals</b>	<b>6-6</b>	<b>100%</b>

## SCORING LEADERS

DETROIT			SAN JOSE		
Andreas Athanasiou	2G-1A-3P, +3 in 2 games		Joe Pavelski	2G-0A-2P, +0 in 2 games	
Thomas Vanek	1G-2A-3P, +2 in 2 games		Mirco Mueller	1G-1A-2P, +1 in 1 game	
Gustav Nyquist	2G-0A-2P, +0 in 2 games		Dylan DeMelo	0G-2A-2P, +2 in 1 game	
Frans Nielsen	0G-2A-2P, +2 in 2 games		Brent Burns	0G-2A-2P, +3 in 2 games	
Anthony Mantha	1G-0A-1P, +0 in 1 game		Joel Ward	0G-2A-2P, +2 in 2 games	

## ALL-TIME SEASON RECORD

SITE	GP	W	L	T	OTL	PTS	GF	GA
Home	44	31	9	1	3	66	157	88
Road	46	23	19	3	1	50	159	156
<b>TOTALS</b>	<b>90</b>	<b>54</b>	<b>28</b>	<b>4</b>	<b>4</b>	<b>116</b>	<b>316</b>	<b>244</b>



# 2016-17 TEAM-BY-TEAM RECORDS



## ST. LOUIS BLUES

1401 Clark Avenue at  
Brett Hull Way  
St. Louis, MO 63103  
blues.nhl.com

Arena.....Scottrade Center (19,150)  
Entered NHL ..... 1967-68 (51st season)  
Conference / Division..... Western / Central  
Regular Season Record ..... 1771-1546-432-133  
Playoff Record.....164-201  
Stanley Cup Champions .....None  
Office Phone.....(314) 622-2500  
Fax .....(314) 622-2582  
2016-17 Record .....46-29-7 (99 pts.)  
2017 Playoffs..... Lost to NSH in Second Round

## Staff Listing

Chairman & Governor .....Tom Stillman  
Pres. of Hockey Ops & GM.....Doug Armstrong  
Vice President, Hockey Ops .....Dave Taylor  
Assistant General Manager ..... Martin Brodeur  
Assistant General Manager .....Kevin McDonald  
Senior Advisor to the GM .....Al MacInnis  
Director, Player Development .....Tim Taylor  
Player Development Coach.....Barret Jackman  
Head Coach.....Mike Yeo  
Associate Coach.....Craig Berube  
Assistant Coaches.....Steve Ott, Darryl Sydor,  
.....Daniel Tkaczuk  
Goaltending Coach.....David Alexander  
Video Coach ..... Sean Ferrell  
Sr. Director, Media Relations ..Rich Jankowski  
Asst. Director, Media Relations .....Dan O'Neill

## vs. ST. LOUIS

SEASON RECORD	W	L	OTL	Pts	GF	GA	PPGF	PPGA	SHGF	SHGA	PIM
Home	0	1	0	0	0	2	0	0	0	0	8
Road	1	0	0	2	2	1	0	0	1	0	8
<b>TOTALS</b>	<b>1</b>	<b>1</b>	<b>0</b>	<b>2</b>	<b>2</b>	<b>3</b>	<b>0</b>	<b>0</b>	<b>1</b>	<b>0</b>	<b>16</b>

## RESULTS

DATE	SITE	W/L	DRW	OPP
Oct. 27	A	SOW	2	1
Feb. 15	H	L	0	2

## GOALS BY PERIOD

TEAM	1	2	3	OT	SO	TOT
Detroit	0	1	0	0	1	2
St. Louis	1	1	1	0	0	3

## SPECIAL TEAMS

DETROIT POWER PLAY			DETROIT PENALTY KILL		
Home	0-3	0.0%	Home	4-4	100%
Road	0-5	0.0%	Road	4-4	100%
<b>Totals</b>			<b>Totals</b>		

## SCORING LEADERS

DETROIT		ST. LOUIS	
Frans Nielsen	1G-0A-1P, -1 in 2 games	Ivan Barbashev	1G-0A-1P, +1 in 1 game
Alexey Marchenko	0G-1A-1P, +1 in 1 game	Kevin Shattenkirk	1G-0A-1P, +0 in 2 games
Darren Helm	0G-1A-1P, +1 in 2 games	Jaden Schwartz	1G-0A-1P, +0 in 2 games
		Kenny Agostino	0G-1A-1P, +1 in 1 game
		Patrik Berglund	0G-1A-1P, +1 in 2 games

## ALL-TIME SEASON RECORD

SITE	GP	W	L	T	OTL	PTS	GF	GA
Home	141	69	51	17	4	159	495	412
Road	140	54	62	20	4	132	403	443
<b>TOTALS</b>	<b>281</b>	<b>123</b>	<b>113</b>	<b>37</b>	<b>8</b>	<b>291</b>	<b>898</b>	<b>855</b>



# 2016-17 TEAM-BY-TEAM RECORDS



## TAMPA BAY LIGHTNING

401 Channelside Drive  
Tampa, FL 33602  
lightning.nhl.com

Arena.....Amalie Arena (19,092)  
Entered NHL ..... 1992-93 (26th season)  
Conference / Division..... Eastern / Atlantic  
Regular Season Record..... 790-870-112-132  
Playoff Record..... 62-54  
Stanley Cup Champions ..... 2004  
Office Phone..... (813) 301-6500  
Fax ..... (813) 301-1480  
2016-17 Record ..... 42-30-10 (94 pts.)  
2017 Playoffs..... Did Not Qualify

## Staff Listing

Owner, Governor & Chairman..... Jeff Vinik  
Chief Executive Officer..... Steve Griggs  
VP and General Manager..... Steve Yzerman  
Assistant General Manager..... Julien BriseBois  
Asst. GM & Dir., Player Personnel..... Pat Verbeek  
Senior Advisor to the GM ..... Tom Kurvers  
Head Coach ..... Jon Cooper  
Associate Coach..... Rick Bowness  
Assistant Coaches ..... Todd Richards, Brad Lauer  
Goaltending Coach..... Frantz Jean  
Video Coach ..... Nigel Kirwan  
Player Development Coach..... Stacy Roest  
Executive VP of Communications ..... Bill Wickett  
Director of Public Relations..... Brian Breseman  
Editorial Content Mgr..... Trevor van Knotsenburg  
Beat Writer/Media Relations Asst.... Bryan Burns

## vs. TAMPA BAY

SEASON RECORD	W	L	OTL	Pts	GF	GA	PPGF	PPGA	SHGF	SHGA	PIM
Home	0	1	1	1	4	6	2	1	0	0	45
Road	0	3	0	0	8	15	2	7	0	0	73
<b>TOTALS</b>	<b>0</b>	<b>4</b>	<b>1</b>	<b>1</b>	<b>12</b>	<b>21</b>	<b>4</b>	<b>8</b>	<b>0</b>	<b>0</b>	<b>118</b>

## RESULTS

DATE	SITE	W/L	DRW	OPP
Oct. 13	A	L	4	6
Nov. 15	H	L	3	4
Dec. 20	A	L	1	4
March 24	H	OTL	1	2
March 30	A	L	3	5

## GOALS BY PERIOD

TEAM	1	2	3	OT	SO	TOT
Detroit	4	3	5	0	0	12
Tampa Bay	4	8	8	1	0	21

## SPECIAL TEAMS

DETROIT POWER PLAY			DETROIT PENALTY KILL		
Home	2-9	22.2%	Home	6-7	85.7%
Road	2-9	22.2%	Road	7-14	50.0%
<b>Totals</b>	<b>4-18</b>	<b>22.2%</b>	<b>Totals</b>	<b>13-21</b>	<b>61.9%</b>

## SCORING LEADERS

DETROIT		TAMPA BAY	
Frans Nielsen	3G-3A-6P, -3 in 5 games	Nikita Kucherov	3G-2A-5P, +5 in 3 games
Henrik Zetterberg	2G-3A-5P, -3 in 5 games	Jonathan Drouin	3G-2A-5P, +0 in 4 games
Mike Green	1G-3A-4P, +0 in 5 games	Alex Killorn	2G-3A-5P, +0 in 5 games
Gustav Nyquist	0G-3A-3P, +1 in 5 games	Victor Hedman	0G-5A-5P, + in 5 games
Thomas Vanek	2G-0A-2P, +1 in 2 games	Ondrej Palat	1G-3A-4P, +3 in 4 games

## ALL-TIME SEASON RECORD

SITE	GP	W	L	T	OTL	PTS	GF	GA
Home	24	17	3	1	3	38	79	45
Road	26	12	12	1	1	26	93	89
<b>TOTALS</b>	<b>50</b>	<b>29</b>	<b>15</b>	<b>2</b>	<b>4</b>	<b>64</b>	<b>172</b>	<b>134</b>



# 2016-17 TEAM-BY-TEAM RECORDS



## TORONTO MAPLE LEAFS

40 Bay Street  
Toronto, Ontario M5J 2X2  
mapleleafs.nhl.com

Arena..... Air Canada Centre (18,819)  
Entered NHL ..... 1917-18 (101st season)  
Conference / Division ..... Eastern / Atlantic  
Regular Season Record ..... 2834-2736-783-143  
Playoff Record ..... 256-277-4  
Stanley Cups ..... 1918, '22, '32, '42, '45, '47,  
..... '49, '51, '62, '63, '64, '67  
Office Phone..... (416) 815-5700  
Fax ..... (416) 359-9331  
2016-17 Record ..... 40-27-15 (95 pts.)  
2017 Playoffs..... Lost to WSH in First Round

## Staff Listing

Chairman & Governor ... Lawrence M. Tanenbaum  
President & CEO ..... Michael Friisdahl  
President ..... Brendan Shanahan  
General Manager ..... Lou Lamoriello  
Assistant General Manager ..... Kyle Dubas  
Assistant General Manager ..... Mark Hunter  
Asst. to the GM ..... Brandon Pridham  
Senior Advisor ..... Cliff Fletcher  
Director, Player Development ..... Scott Pellerin  
Head Coach ..... Mike Babcock  
Asst. Coaches ..... Jim Hiller, D.J. Smith  
..... Andrew Brewer  
Goaltending Coach ..... Steve Briere  
Special Assignment Coach ..... Jacques Lemaire  
Video Coordinator ..... Adam Jancelewicz  
Video Analyst ..... Jordan Bean  
Director, Media Relations ..... Steve Keogh  
Senior Mgr, Media Relations ... Scott McNaughton  
Coordinator, Media Relations ..... Chris Lund

## vs. TORONTO

SEASON RECORD	W	L	OTL	Pts	GF	GA	PPGF	PPGA	SHGF	SHGA	PIM
Home	0	2	0	0	4	9	0	1	0	0	12
Road	0	1	1	1	6	8	0	1	0	0	17
	0	3	1	1	10	17	0	2	0	0	29

## RESULTS

DATE	SITE	W/L	DRW	OPP
Jan. 1	A	OTL	4	5
Jan. 25	H	L	0	4
March 7	A	L	2	3
April 1	H	L	4	5

## GOALS BY PERIOD

TEAM	1	2	3	OT	SO	TOT
Detroit	1	3	6	0	0	10
Toronto	3	5	8	1	0	17

## SPECIAL TEAMS

DETROIT POWER PLAY			DETROIT PENALTY KILL		
Home	0-5	0.0%	Home	2-3	66.7%
Road	0-5	0.0%	Road	5-6	83.3%
<b>Totals</b>	<b>0-10</b>	<b>0.0%</b>	<b>Totals</b>	<b>7-9</b>	<b>77.8%</b>

## SCORING LEADERS

DETROIT		TORONTO	
Henrik Zetterberg	0G-7A-7P, +3 in 4 games	Auston Matthews	5G-1A-6P, -1 in 4 games
Gustav Nyquist	3G-1A-4P, +1 in 4 games	James van Riemsdyk	3G-1A-4P, +3 in 4 games
Tomas Tatar	0G-3A-3P, +3 in 4 games	Mitch Marner	2G-2A-4P, +3 in 4 games
Anthony Mantha	2G-1A-3P, +0 in 3 games	Nazem Kadri	1G-2A-3P, +4 in 4 games
Mike Green	1G-1A-2P, +1 in 4 games	William Nylander	1G-2A-3P, +2 in 3 games

## ALL-TIME SEASON RECORD

SITE	GP	W	L	T	OTL	PTS	GF	GA
Home	333	173	110	46	4	396	994	815
Road	328	110	169	47	2	269	878	1083
<b>TOTALS</b>	<b>661</b>	<b>283</b>	<b>279</b>	<b>93</b>	<b>6</b>	<b>665</b>	<b>1872</b>	<b>1898</b>



# 2016-17 TEAM-BY-TEAM RECORDS



## VANCOUVER CANUCKS

800 Griffiths Way  
Vancouver, B.C., V6B 6G1  
canucks.nhl.com

Arena..... Rogers Arena (18,865)  
Entered NHL ..... 1970-71 (48th season)  
Conference / Division..... Western / Pacific  
Regular Season Record ..... 1524-1614-391-127  
Playoff Record ..... 101-128  
Stanley Cup Champions ..... None  
Office Phone..... (604) 899-7400  
Fax ..... (604) 899-7401  
2016-17 Record ..... 30-43-9 (69 pts.)  
2017 Playoffs..... Did Not Qualify

## Staff Listing

Chairman & Governor ..... Francesco Aquilini  
President, Hockey Operations..... Trevor Linden  
General Manager ..... Jim Benning  
Assistant General Manager ..... John Weisbrod  
Sr. Advisor to GM ..... Stan Smyl  
Director, Player Development ..... Ryan Johnson  
Consultant, Player Development ..... Scott Walker  
Head Coach ..... Travis Green  
Asst. Coaches ..... Nolan Baumgartner,  
..... Newell Brown, Doug Jarvis, Manny Malhotra  
Goaltending Coach..... Dan Cloutier  
Video Coach ..... Darryl Seward  
Skill Coach ..... Glenn Carnegie  
VP, Communications..... Chris Brumwell  
Director, Media Relations ..... Ben Brown  
Manager, Media Relations..... Stephanie Manigault  
Coordinator, Media Relations ..... Alfred De Vera

## vs. VANCOUVER

SEASON RECORD	W	L	OTL	Pts	GF	GA	PPGF	PPGA	SHGF	SHGA	PIM
Home	1	0	0	2	3	1	0	0	0	0	6
Road	1	0	0	2	3	2	2	0	0	0	6
<b>TOTALS</b>	<b>2</b>	<b>0</b>	<b>0</b>	<b>4</b>	<b>6</b>	<b>3</b>	<b>2</b>	<b>0</b>	<b>0</b>	<b>0</b>	<b>12</b>

## RESULTS

DATE	SITE	W/L	DRW	OPP
Nov. 10	H	W	3	1
Feb. 28	A	OTW	3	2

## GOALS BY PERIOD

TEAM	1	2	3	OT	SO	TOT
Detroit	4	0	1	1	0	6
Vancouver	0	1	2	0	0	3

## SPECIAL TEAMS

DETROIT POWER PLAY			DETROIT PENALTY KILL		
Home	0-4	0.0%	Home	3-3	100%
Road	2-4	50.0%	Road	3-3	100%
<b>Totals</b>	<b>2-8</b>	<b>25.0%</b>	<b>Totals</b>	<b>6-6</b>	<b>100%</b>

## SCORING LEADERS

DETROIT		VANCOUVER	
Henrik Zetterberg	0G-4A-4P, +2 in 2 games	Daniel Sedin	1G-1A-2P, +1 in 2 games
Frans Nielsen	2G-0A-2P, +1 in 2 games	Henrik Sedin	0G-2A-2P, +1 in 2 games
Niklas Kronwall	0G-2A-2P, +0 in 2 games	Reid Boucher	1G-0A-1P, +1 in 1 game
Steve Ott	1G-0A-1P, +1 in 1 game	Markus Granlund	1G-0A-1P, +1 in 2 games
Brendan Smith	1G-0A-1P, +0 in 1 game	Troy Stecher	0G-1A-1P, -1 in 2 games

## ALL-TIME SEASON RECORD

SITE	GP	W	L	T	OTL	PTS	GF	GA
Home	85	52	20	8	5	117	336	241
Road	85	38	35	10	2	88	267	293
<b>TOTALS</b>	<b>170</b>	<b>90</b>	<b>55</b>	<b>18</b>	<b>7</b>	<b>205</b>	<b>603</b>	<b>534</b>



# 2016-17 TEAM-BY-TEAM RECORDS



## VEGAS GOLDEN KNIGHTS

3780 S. Las Vegas Blvd.  
Las Vegas, NV 89158  
www.vegasgoldenknights.com

Arena.....T-Mobile Arena (17,500)  
Entered NHL ..... 2017-18 (1st Season)  
Conference / Division..... Western / Pacific  
Regular Season Record..... 0-0-0-0  
Playoff Record..... 0-0  
Stanley Cup Champions ..... None  
Office Phone..... (702) 790-2663  
Fax .....  
2016-17 Record..... N/A  
2017 Playoffs..... N/A

## Staff Listing

Chairman, CEO & Governor.....Bill Foley  
President & COO..... Kerry Bubolz  
President & General Manager.....George McPhee  
Executive VP & Assistant GM..... Kelly McCrimmon  
Senior Vice President..... Murray Craven  
Director of Hockey Operations ..... Misha Donskov  
Special Advisor to Hockey Ops .....David Conte  
Director of Player Personnel..... Vaughn Karpan  
Asst. Director of Player Personnel..... Bob Lowes  
Director of Player Development ..... Wil Nichol  
Head Coach .....Gerard Gallant  
Assistant Coaches ..... Mike Kelly, Ryan Craig,  
.....Ryan McGill  
Video Coach ..... Tommy Cruz  
Goaltending Coach.....David Prior  
Vice President of Communications .....Eric Tosi  
Director of Communications.....Sage Sammons  
Public Relations Coordinator.....Alyssa Girardi

## EXPANSION DRAFT RESULTS

The expansion draft was held on June 21, during the 2017 NHL Awards in Las Vegas.

Anaheim	D Clayton Stoner (a)	Montreal	D Alexei Emelin (o)
Arizona	F Teemu Pulkkinen	Nashville	F James Neal
Boston	D Colin Miller (b)	New Jersey	D Jon Merrill
Buffalo	F William Carrier (c)	NY Islanders	G Jean-Francois Berube (h)
Calgary	D Deryk Engelland	NY Rangers	F Oscar Lindberg
Carolina	F Connor Brickley (d)	Ottawa	D Marc Methot (n)
Chicago	D Trevor van Riemsdyk (l)	Philadelphia	F Pierre-Edouard Bellemare
Colorado	G Calvin Pickard	Pittsburgh	G Marc-Andre Fleury (i)
Columbus	F William Karlsson (e)	San Jose	D David Schlemko (m)
Dallas	F Cody Eakin	St. Louis	F David Perron
Detroit	F Tomas Nosek	Tampa Bay	D Jason Garrison (j)
Edmonton	D Griffin Reinhart	Toronto	F Brendan Leipsic
Florida	F Jonathan Marchessault (f)	Vancouver	D Luca Sbisa
Los Angeles	D Brayden McNabb	Washington	D Nate Schmidt
Minnesota	F Erik Haula (g)	Winnipeg	F Chris Thorburn (k)

- a - Acquired D Shea Theodore from Anaheim for expansion draft considerations.
- b - Acquired a fifth-round pick in the 2017 Draft from Boston for expansion draft considerations.
- c - Acquired a sixth-round pick in the 2017 Draft from Buffalo for expansion draft considerations.
- d - Acquired a fifth-round pick in the 2017 Draft from Carolina for expansion draft considerations.
- e - Acquired F David Clarkson and a first and second-round pick in the 2017 Draft from Columbus for expansion draft considerations.
- f - Acquired F Reilly Smith from Florida for a fourth-round pick in the 2018 Draft.
- g - Acquired F Alex Tuch from Minnesota for a third-round pick in the 2017 or 2018 Draft.
- h - Acquired F Mikhail Grabovski, D Jake Bischoff, a first-round pick in the 2017 Draft and a second-round pick in the 2019 NHL Draft from NY Islanders for expansion draft considerations.
- i - Acquired a second-round pick in the 2020 Draft from Pittsburgh for expansion draft considerations.
- j - Acquired F Nikita Gusev, a second-round pick in the 2017 Draft and a fourth-round pick in the 2018 Draft from Tampa Bay for expansion draft considerations.
- k - Acquired a first-round pick in the 2017 Draft and a third-round pick in the 2019 Draft from Winnipeg for a first-round pick in the 2017 Draft.
- l - Later traded with a seventh-round pick in the 2017 Draft to Carolina for a second-round pick in the 2017 Draft.
- m - Later traded to Montreal for a fifth-round pick in the 2019 Draft.
- n - Later traded to Dallas for G Dylan Ferguson and a second-round pick in the 2020 Draft.
- o - Later traded to Nashville for a third-round pick in the 2019 Draft.





# 2016-17 TEAM-BY-TEAM RECORDS



## WASHINGTON CAPITALS

627 N. Glebe Rd., Suite 850  
Arlington, VA 22203  
capitals.nhl.com

Arena.....Capital One Arena (18,506)  
Entered NHL ..... 1974-75 (44th season)  
Conference / Division..... Eastern / Metropolitan  
Regular Season Record ..... 1526-1380-303-135  
Playoff Record ..... 116-135  
Stanley Cup Champions ..... None  
Office Phone..... (202) 266-2200  
Fax ..... (202) 266-2360  
2016-17 Record ..... 55-19-8 (118 pts.)  
2017 Playoffs.....Lost to PIT in Second Round

## Staff Listing

Chairman, Majority Owner & CEO.....Ted Leonsis  
Vice Chairman and President..... Dick Patrick  
Senior VP & General Manager.....Brian MacLellan  
Assistant GMs..... Ross Mahoney, Don Fishman  
Director of Player Personnel.....Chris Patrick  
Director of Player Development.....Steve Richmond  
Head Coach.....Barry Trotz  
Associate Coach..... Todd Reirden  
Asst. Coaches..... Lane Lambert, Blaine Forsythe  
Director of Goaltending.....Mitch Korn  
Goaltending Coach.....Scott Murray  
Video Coach..... Brett Leonhardt  
Pro Development Coach..... Olie Kolzig  
VP, Communications..... Sergey Kocharov  
Media Relations Manager.....Tommy Chalk  
Manager of Communications.....Megan Eichenberg

## vs. WASHINGTON

SEASON RECORD	W	L	OTL	Pts	GF	GA	PPGF	PPGA	SHGF	SHGA	PIM
Home	1	0	0	2	3	2	1	0	0	0	15
Road	0	2	0	0	3	7	1	1	0	0	11
<b>TOTALS</b>	<b>1</b>	<b>2</b>	<b>0</b>	<b>0</b>	<b>6</b>	<b>9</b>	<b>2</b>	<b>1</b>	<b>0</b>	<b>0</b>	<b>26</b>

## RESULTS

DATE	SITE	W/L	DRW	OPP
Nov. 18	A	L	0	1
Feb. 9	A	L	3	6
Feb. 18	H	SOW	3	2

## GOALS BY PERIOD

TEAM	1	2	3	OT	SO	TOT
Detroit	3	1	1	0	1	6
Washington	2	2	5	0	0	9

## SPECIAL TEAMS

DETROIT POWER PLAY			DETROIT PENALTY KILL		
Home	1-2	50.0%	Home	5-5	100%
Road	1-6	16.7%	Road	2-3	66.7%
<b>Totals</b>	<b>2-8</b>	<b>25.0%</b>	<b>Totals</b>	<b>7-8</b>	<b>87.5%</b>

## SCORING LEADERS

DETROIT			WASHINGTON		
Henrik Zetterberg	1G-2A-3P, -2 in 3 games		T.J. Oshie	2G-2A-4P, +4 in 2 games	
Andreas Athanasiou	2G-0A-2P, -3 in 2 games		Nicklas Backstrom	1G-3A-4P, +3 in 3 games	
Anthony Mantha	0G-2A-2P, +2 in 3 games		John Carlson	1G-1A-2P, +4 in 3 games	
Thomas Vanek	0G-2A-2P, -2 in 2 games		Jay Beagle	1G-1A-2P, +0 in 3 games	
Frans Nielsen	1G-0A-1P, -1 in 2 games		Marcus Johansson	1G-1A-2P, +0 in 3 games	

## ALL-TIME SEASON RECORD

SITE	GP	W	L	T	OTL	PTS	GF	GA
Home	57	27	17	11	2	67	187	160
Road	56	22	27	5	2	51	171	206
<b>TOTALS</b>	<b>113</b>	<b>49</b>	<b>44</b>	<b>16</b>	<b>4</b>	<b>118</b>	<b>358</b>	<b>366</b>



# 2016-17 TEAM-BY-TEAM RECORDS



## WINNIPEG JETS

345 Graham Avenue  
Winnipeg, Manitoba R3C 5S6  
jets.nhl.com

Arena..... Bell MTS Place (15,294)  
Entered NHL ..... 1999-00 (19th season)  
Conference / Division..... Western / Central  
Regular Season Record..... 558-628-45-129  
Playoff Record..... 0-8  
Stanley Cup Champions ..... None  
Office Phone..... (204) 987-7825  
Fax..... (204) 926-5555  
2016-17 Record ..... 40-35-7 (87 pts.)  
2017 Playoffs..... Did Not Qualify

## Staff Listing

Executive Chairman & Governor.....Mark Chipman  
Executive VP & COO..... John Olfert  
Executive VP & GM.....Kevin Cheveldayoff  
Senior VP & Assistant GM..... Craig Heisinger  
VP & Assistant GM..... Larry Simmons  
Coordinator, Player Development..... Jimmy Roy  
Player Development Assistant..... Mike Keane  
Head Coach.....Paul Maurice  
Assistant Coach .....Charlie Huddy,  
Assistant Coach ..... Jamie Kompon  
Assistant Coach ..... Todd Woodcroft  
Goaltending Coach.....Wade Flaherty  
Video Coach .....Matt Prefontaine  
Sr. Director, Communications..... Scott Brown  
Manager, Communications ..... Greger Buer  
Coordinator, Communications.....Scott Unger

## vs. WINNIPEG

SEASON RECORD	W	L	OTL	Pts	GF	GA	PPGF	PPGA	SHGF	SHGA	PIM
Home	0	1	0	0	3	5	0	0	0	0	2
Road	1	0	0	2	4	3	0	0	0	0	6
<b>TOTALS</b>	<b>1</b>	<b>1</b>	<b>0</b>	<b>2</b>	<b>7</b>	<b>8</b>	<b>0</b>	<b>0</b>	<b>0</b>	<b>0</b>	<b>8</b>

## RESULTS

DATE	SITE	W/L	DRW	OPP
Nov. 4	H	L	3	5
Dec. 6	A	SOW	4	3

## GOALS BY PERIOD

TEAM	1	2	3	OT	SO	TOT
Detroit	2	3	1	0	1	7
Winnipeg	4	0	4	0	0	8

## SPECIAL TEAMS

DETROIT POWER PLAY			DETROIT PENALTY KILL		
Home	0-3	0.0%	Home	0-0	---
Road	0-2	0.0%	Road	3-3	100%
<b>Totals</b>	<b>0-5</b>	<b>0.0%</b>	<b>Totals</b>	<b>3-3</b>	<b>100%</b>

## SCORING LEADERS

DETROIT		WINNIPEG	
Henrik Zetterberg	1G-2A-3P, +0 in 2 games	Nikolaj Ehlers	1G-4A-5P, +4 in 2 games
Tomas Tatar	1G-2A-3P, -1 in 2 games	Patrik Laine	2G-2A-4P, +3 in 2 games
Danny DeKeyser	0G-2A-2P, -2 in 2 games	Mark Scheifele	1G-2A-3P, +3 in 1 game
Justin Abdelkader	1G-0A-1P, +1 in 1 game	Dustin Byfuglien	1G-2A-3P, +1 in 2 games
Vanek/Mantha	1G-0A-1P, +1 in 1 game	Brandon Tanev	2G-0A-2P, +1 in 2 games

## ALL-TIME SEASON RECORD

SITE	GP	W	L	T	OTL	PTS	GF	GA
Home	12	7	3	0	2	16	42	34
Road	10	6	4	0	0	12	43	36
<b>TOTALS</b>	<b>22</b>	<b>13</b>	<b>7</b>	<b>0</b>	<b>2</b>	<b>28</b>	<b>85</b>	<b>70</b>



# DETROIT RED WINGS MOMENTS

## TOP TENDER



**JIMMY HOWARD:** *Despite missing 37 games due to injury, Jimmy Howard finished the 2016-17 campaign ranking among the NHL's top netminders. His 2.10 goals-against average ranked third in the NHL and his save percentage was second-best at 0.927. The 33-year-old also played in his 400th NHL game and finished the season with 199 career wins. (Photo: Dave Reginek)*



# COMPARATIVE RECORDS & RESULTS

## 2016-17 RECORD BY MONTH (OVERALL/HOME & ROAD)

MONTH	W	L	OT	PTS
October	6	4	0	12
November	5	6	2	12
December	5	6	2	12
January	4	5	5	13
February	5	5	1	11
March	6	8	2	14
April	2	2	1	5
<b>TOTAL</b>	<b>33</b>	<b>36</b>	<b>13</b>	<b>79</b>

	HOME				ROAD			
	W	L	OT	PTS	W	L	OT	PTS
October	4	2	0	8	2	2	0	4
November	2	4	1	5	3	2	1	7
December	1	4	2	4	4	2	0	8
January	3	2	1	7	1	3	4	6
February	2	2	1	5	3	3	0	6
March	3	2	1	7	3	6	1	7
April	2	1	1	5	0	1	0	0
<b>TOTAL</b>	<b>17</b>	<b>17</b>	<b>7</b>	<b>41</b>	<b>16</b>	<b>19</b>	<b>6</b>	<b>38</b>

## 2016-17 RECORD BY DAY (OVERALL/HOME & ROAD)

DAY	W	L	OT	PTS
Sunday	4	5	3	11
Monday	4	1	0	8
Tuesday	6	9	3	15
Wednesday	3	5	1	7
Thursday	5	5	1	11
Friday	5	3	3	13
Saturday	6	8	2	14
<b>TOTAL</b>	<b>33</b>	<b>36</b>	<b>13</b>	<b>79</b>

DAY	HOME				ROAD			
	W	L	OT	PTS	W	L	OT	PTS
Sunday	2	4	2	6	2	1	1	5
Monday	3	1	0	6	1	0	0	2
Tuesday	2	5	1	5	4	4	2	10
Wednesday	1	2	0	2	2	3	1	5
Thursday	1	1	1	3	4	4	0	8
Friday	3	2	1	7	2	1	2	6
Saturday	5	2	2	12	1	6	0	2
<b>TOTAL</b>	<b>17</b>	<b>17</b>	<b>7</b>	<b>41</b>	<b>16</b>	<b>19</b>	<b>6</b>	<b>38</b>



# COMPARATIVE RECORDS & RESULTS

## 2016-17 RECORD IN BACK-TO-BACK GAMES

The Red Wings played on consecutive days 14 times in 2016-17.

Overall record in back-to-back games: 12-12-4

Record in first game of a back-to-back: 4-7-3

Record in second game of a back-to-back: 8-5-1

*\*The Red Wings also played a rare set of three games in three days from March 26-28 due to a rescheduled game. They won the first two games (March 26 vs. MIN and March 27 at CAR) before losing the third game (March 28 at CAR).\**

## 2016-17 RECORD BY DIVISION

DIVISION	W	L	OT	PTS
Atlantic	8	15	7	23
Metropolitan	11	9	4	26
Central	8	5	1	17
Pacific	6	7	1	13
TOTAL	33	36	13	79

## 2016-17 SHOTS BY PERIOD

	1st	2nd	3rd	OT	TOTAL	AVG.
DETROIT	731	751	791	62	2,335	28.48
Opponents	854	876	714	63	2,507	30.57

## 2016-17 GOALS BY PERIOD

	1st	2nd	3rd	OT	TOTAL	AVG.
DETROIT	63	63	65	7	198	2.41
Opponents	80	70	81	13	244	3.01

## 2016-17 HOLDING LEAD, TRAILING, TIED

	RECORD	PTS
Scoring First	18-9-9	45
Opponents Scoring First	15-27-4	34
Leading After One Period	13-6-3	29
Trailing After One Period	8-21-4	20
Tied After One Period	12-9-6	30
Leading After Two Periods	20-3-4	44
Trailing After Two Periods	3-30-1	7
Tied After Two Periods	10-3-8	28

## 2016-17 CLOSE DECISIONS

	RECORD	PTS
One-Goal Games	20-12-13	53
Two-Goal Games	6-9	12
Three-Goal Games	7-15	14



# COMPARATIVE RECORDS & RESULTS

## 2016-17 GOAL MARGINS

	RECORD		RECORD
Scoring 0 Goals	0-7-2	Allowing 0 Goals	4-0-0
Scoring 1 Goal	2-13-3	Allowing 1 Goal	8-3-2
Scoring 2 Goals	4-4-4	Allowing 2 Goals	8-6-3
Scoring 3 Goals	8-10-3	Allowing 3 Goals	6-4-4
Scoring 4 Goals	8-2-1	Allowing 4 Goals	6-11-3
Scoring 5 Goals	8-0-0	Allowing 5 Goals	1-7-1
Scoring 6 Goals	3-0-0	Allowing 6 Goals	0-5-0
Scoring 7 Goals	0-0-0	Allowing 7 Goals	0-0-0
Scoring 8 Goals	0-0-0	Allowing 8 Goals	0-0-0
Scoring 9 Goals	0-0-0	Allowing 9 Goals	0-0-0
Scoring 10 Goals	0-0-0	Allowing 10 Goals	0-0-0





# COMPARATIVE RECORDS & RESULTS

## 2016-17 POWERPLAY GOALS AND PENALTY KILLING VS NHL

### ANAHEIM DUCKS

Power Play: 0-for-6 (0.0%)  
Penalty Kill: 4-for-6 (66.7%) – Rickard Rakell,  
Shea Theodore

### ARIZONA COYOTES

Power Play: 2-for-11 (18.1%) – Dylan Larkin,  
Tomas Tatar  
Penalty Kill: 4-for-5 (80.0%) – Anthony DeAngelo

### BOSTON BRUINS

Power Play: 0-for-12 (0.0%)  
Penalty Kill: 7-for-10 (70.0%) – Brad Marchand,  
Frank Vatrano, Patrice Bergeron

### BUFFALO SABRES

Power Play: 2-for-12 (16.7%) – Frans Nielsen,  
Thomas Vanek  
Penalty Kill: 7-for-12 (58.3%) – Sam Reinhart (2),  
Jack Eichel, Matt Moulson, Kyle Okposo

### CALGARY FLAMES

Power Play: 0-for-4 (0.0%)  
Penalty Kill: 4-for-5 (80%) – Kris Versteeg

### CAROLINA HURRICANES

Power Play: 1-for-7 (14.3%) – Tomas Tatar  
Penalty Kill: 8-for-9 (88.9%) – Elias Lindholm

### CHICAGO BLACKHAWKS

Power Play: 0-for-4 (0.0%)  
Penalty Kill: 4-for-6 (66.7%) – Duncan Keith,  
Brian Campbell

### COLORADO AVALANCHE

Power Play: 2-for-4 (50.0%) – Justin Abdelkader,  
Dylan Larkin  
Penalty Kill: 6-for-6 (100%)

### COLUMBUS BLUE JACKETS

Power Play: 3-for-9 (33.3%) – Thomas Vanek (2),  
Dylan Larkin  
Penalty Kill: 4-for-4 (100%)

### DALLAS STARS

Power Play: 3-for-9 (33.3%) – Gustav Nyquist,  
Dylan Larkin, Anthony Mantha  
Penalty Kill: 6-for-6 (100%)

### EDMONTON OILERS

Power Play: 1-for-2 (50.0%) – Justin Abdelkader  
Penalty Kill: 3-for-4 (75.0%) – Ryan Nugent-  
Hopkins

### FLORIDA PANTHERS

Power Play: 2-for-16 (12.5%) – Dylan Larkin,  
Brendan Smith  
Penalty Kill: 16-for-18 (88.9%) – Reilly Smith,  
Colton Sceviour

### LOS ANGELES KINGS

Power Play: 0-for-6 (0.0%)  
Penalty Kill: 3-for-3 (100%)

### MINNESOTA WILD

Power Play: 1-for-3 (33.3%) – Tomas Tatar  
Penalty Kill: 3-for-6 (50.0%) – Mikael Granlund,  
Nino Niederreiter, Zach Parise

### MONTREAL CANADIENS

Power Play: 1-for-13 (7.69%) – Justin Abdelkader  
Penalty Kill: 6-for-9 (66.7%) – Nathan Beaulieu,  
Shea Weber, Andrew Shaw

### NASHVILLE PREDATORS

Power Play: 2-for-12 (16.7%) – Justin Abdelkader,  
Darren Helm  
Penalty Kill: 4-for-7 (57.1%) – PK Subban, Mike  
Ribeiro, Mike Fisher

### NEW JERSEY DEVILS

Power Play: 2-for-11 (18.1%) – Tomas Tatar, Riley  
Sheahan  
Penalty Kill: 8-for-9 (88.9%) – Pavel Zacha

### NEW YORK ISLANDERS

Power Play: 1-for-5 (20.0%) – Henrik Zetterberg  
Penalty Kill: 7-for-9 (77.8%) – Calvin de Haan,  
John Tavares

### NEW YORK RANGERS

Power Play: 2-for-11 (18.1%) – Thomas Vanek,  
Frans Nielsen  
Penalty Kill: 9-for-10 (90.0%) – Derek Stepan

### OTTAWA SENATORS

Power Play: 4-for-12 (33.3%) – Tomas Tatar,  
Gustav Nyquist, Mike Green, Darren Helm  
Penalty Kill: 10-for-11 (90.1%) – Erik Karlsson

### PHILADELPHIA FLYERS

Power Play: 0-for-9 (0.0%)  
Penalty Kill: 6-for-7 (100%) – Claude Giroux



# COMPARATIVE RECORDS & RESULTS

## 2016-17 POWERPLAY GOALS AND PENALTY KILLING VS NHL

### PITTSBURGH PENGUINS

Power Play: 1-for-10 (10.0%) – Mike Green  
Penalty Kill: 9-for-10 (90.0%) – Matt Cullen

### SAN JOSE SHARKS

Power Play: 0-for-7 (0.0%)  
Penalty Kill: 6-for-6 (100%)

### ST. LOUIS BLUES

Power Play: 0-for-8 (0.0%)  
Penalty Kill: 8-for-8 (100%)

### TAMPA BAY LIGHTNING

Power Play: 4-for-18 (22.2%) – Mike Green, Ryan Sproul, Henrik Zetterberg, Thomas Vanek  
Penalty Kill: 13-for-21 (61.9%) – Jonathan Drouin (3), Alex Killorn (2), Brayden Point, Nikita Nesterov, Tyler Johnson

### TORONTO MAPLE LEAFS

Power Play: 0-for-10 (0.0%)  
Penalty Kill: 7-for-9 (77.8%) – Auston Matthews, James van Riemsdyk

### VANCOUVER CANUCKS

Power Play: 2-for-8 (25.0%) – Frans Nielsen, Justin Abdelkader  
Penalty Kill: 6-for-6 (100%)

### WASHINGTON CAPITALS

Power Play: 2-for-8 (25.0%) – Frans Nielsen, Andreas Athanasiou  
Penalty Kill: 7-for-8 (87.5%) – TJ Oshie

### WINNIPEG JETS

Power Play: 0-for-5 (0.0%)  
Penalty Kill: 3-for-3 (100%)

## 2016-17 TEAM RECORD BY QUARTER

OVERALL	W-L-OT	PTS
Games 1-22	10-10-2	22
Games 23-42	7-9-4	18
Games 43-62	8-7-5	21
Games 63-82	8-10-2	18
<b>TOTAL</b>	<b>33-36-13</b>	<b>79</b>
HOME	W-L-OT	PTS
Games 1-22	5-6-1	11
Games 23-42	2-4-2	6
Games 43-62	5-4-2	12
Games 63-82	5-3-2	12
<b>TOTAL</b>	<b>17-17-7</b>	<b>41</b>
ROAD	W-L-OT	PTS
Games 1-22	5-4-1	11
Games 23-42	5-5-2	12
Games 43-62	3-3-3	9
Games 63-82	3-7-0	6
<b>TOTAL</b>	<b>16-19-6</b>	<b>38</b>

POWER PLAY	PPG/CHANCES	PP%
Games 1-22	11-for-77	14.3%
Games 23-42	5-for-63	7.9%
Games 43-62	10-for-61	16.4%
Games 63-82	12-for-51	23.5%
<b>TOTAL</b>	<b>38-for-252</b>	<b>15.1% (27th, NHL)</b>
PENALTY KILL	PK/TIMES SH	PK%
Games 1-22	52-for-65	80.0%
Games 23-42	52-for-61	85.2%
Games 43-62	46-for-59	87.5%
Games 63-82	40-for-50	80.0%
<b>TOTAL</b>	<b>190-for-235</b>	<b>80.9% (T15th, NHL)</b>



# COMPARATIVE RECORDS & RESULTS

## 2016-17 TEAM RECORD BY QUARTER, CONTINUED

GOALS FOR	
Games 1-22	51
Games 23-42	49
Games 43-62	48
Games 63-82	50
<b>TOTAL</b>	<b>198</b>
GOALS AGAINST	
Games 1-22	58
Games 23-42	66
Games 43-62	59
Games 63-82	61
<b>TOTAL</b>	<b>244</b>

SHORTHANDED GOALS FOR	
Games 1-22	2
Games 23-42	0
Games 43-62	0
Games 63-82	1
<b>TOTAL</b>	<b>3</b>
SHORTHANDED GOALS AGAINST	
Games 1-22	2
Games 23-42	1
Games 43-62	4
Games 63-82	2
<b>TOTAL</b>	<b>9</b>

## 2016-17 THREE-OR-MORE GOAL GAMES

DETROIT PLAYER	DATE	OPPONENT
Mike Green	10/17/16	vs. Ottawa
Tomas Tatar	12/17/16	vs. Anaheim
OPPOSING PLAYER	DATE	TEAM
Colton Sceviour	10/30/16	vs. Florida

## 2016-17 TWO-GOAL GAMES

DETROIT PLAYER (15 TOTAL)	DATE	OPPONENT
Thomas Vanek	10/13/16	at Tampa Bay
Darren Helm	10/17/16	vs. Ottawa
Gustav Nyquist	10/22/16	vs. San Jose
Dylan Larkin	10/25/16	vs. Carolina
Frans Nielsen	11/25/16	at New Jersey
Mike Green	12/4/16	at NY Islanders
Anthony Mantha	1/1/17	at Toronto
Thomas Vanek	1/5/17	at Los Angeles
Andreas Athanasiou	2/9/17	at Washington
Frans Nielsen	2/28/17	at Vancouver
Gustav Nyquist	3/7/17	at Toronto
Tomas Tatar	3/10/17	vs. Chicago
Tomas Tatar	3/18/17	vs. Colorado
Anthony Mantha	3/27/17	at Carolina
Riley Sheahan	4/9/17	vs. New Jersey



# COMPARATIVE RECORDS & RESULTS

## 2016-17 TWO-GOAL GAMES

OPPOSING PLAYER (19 TOTAL)	DATE	TEAM
Brandon Tanev	11/4/16	vs. Winnipeg
Nikita Kucherov	11/15/16	vs. Tampa Bay
Phil Kessel	12/3/16	at Pittsburgh
Jamie McGinn	12/13/16	vs. Arizona
Tyler Toffoli	12/15/16	vs. Los Angeles
Rickard Rakell	12/17/16	vs. Anaheim
Evander Kane	12/27/16	vs. Buffalo
Auston Matthews	1/1/17	at Toronto
Joe Pavelski	1/7/17	at San Jose
Frank Vatrano	1/18/17	vs. Boston
Brad Marchand	1/24/17	at Boston
Kyle Palmieri	1/31/17	vs. New Jersey
T.J. Oshie	2/9/17	at Washington
Zach Parise	2/12/17	at Minnesota
David Krejci	3/8/17	at Boston
Brad Marchand	3/8/17	at Boston
Ryan McDonagh	3/12/17	vs. NY Rangers
Justin Faulk	3/27/17	at Carolina
Auston Matthews	4/1/17	vs. Toronto

## 2016-17 SHORTHANDED GOALS

DETROIT PLAYER (3 TOTAL)	DATE	OPPONENT
Frans Nielsen	10/27/16	at St. Louis
Frans Nielsen	11/25/16	at New Jersey
Dylan Larkin	4/3/17	vs. Ottawa

OPPOSING PLAYER (9 TOTAL)	DATE	TEAM
Ryan Dzingel	10/17/16	vs. Ottawa
Colton Sceviour	10/30/16	vs. Florida
Cam Atkinson	12/9/16	vs. Columbus
Brandon Carlo	1/18/17	vs. Boston
Adam Henrique	1/31/17	vs. New Jersey
Kyle Palmieri	1/31/17	vs. New Jersey
Tom Kuhnhackl	2/19/17	at Pittsburgh
Ryan McDonagh	3/12/17	vs. NY Rangers
Lawson Crouse	3/16/17	at Arizona



# DETROIT RED WINGS TEAM HISTORY

**T**he Detroit Red Wings enter their 92nd season in the National Hockey League as one of the premier franchises in professional hockey.

As the NHL's most storied American team, the Red Wings have featured some of the greatest players, coaches and executives the game has ever known. Throughout the 1900s, names like Adams, Howe, Abel, Lindsay, Sawchuk, Delvecchio and Hall became very familiar to hockey fans. The list continues today with names like Bowman, Shanahan, Fedorov, Yzerman, Lidstrom, Datsyuk and Zetterberg.

The first 91 seasons saw Detroit win 11 Stanley Cups, which is third behind only the Montreal Canadiens (23) and the Toronto Maple Leafs (13). The Red Wings most recently won Stanley Cup championships in 1997, 1998, 2002 and 2008, posted the NHL's best record in the decade of the '90s and became the benchmark to which all teams throughout the NHL measure their own success.

## The 1920s

The roots of the Red Wings go all the way back to the old Western Hockey League, where the Victoria (British Columbia) Cougars were members until their roster was sold to a group from Detroit on Sept. 25, 1926. The Detroit group had been awarded an NHL franchise on May 15, 1926.

The team began to play as the Detroit Cougars in the fall of 1926, while playing its home games in Windsor, Ontario. Despite the fact that the Victoria Cougars had won the Stanley Cup in 1925 and were Cup finalists in 1926, the Detroit Cougars finished with the NHL's worst record at 12-28-4 in 1926-27. Not only did the team struggle on the ice, but it performed poorly on the ledger sheet as well, where the Cougars were more than \$80,000 in debt.

Help came the following season in the form of Jack Adams as the team's coach and general manager. Adams had played in the old Pacific Coast League and in the NHL with the Toronto St. Pats and Ottawa Senators. Adams' tenure as coach and GM would last until the 1962-63 season, when Sid Abel took over.

The team also moved into the brand new Olympia Stadium for the 1927-28 season. A Detroit and professional hockey landmark, the Olympia would serve as the home for the franchise through the midway point of the 1979-80 season.



JAMES NORRIS, SR.

With Adams at the helm, the team made the playoffs for the first time in franchise history (1928-29). They were still among the NHL's have-nots, however, and perpetually close to bankruptcy.

## The 1930s

Willing to try anything, Adams changed the name to the Detroit Falcons for the 1930-31 season.

After the depression, the team went into receivership, and Adams was forced to use his own money to make payroll. It was so bad financially, that Adams joked if Montreal Canadiens superstar Howie Morenz were available for \$1.98 the Falcons still couldn't afford him. Things weren't much better on the ice, as the team had only made the playoffs twice in its first six seasons.

In 1932, the financial problems ended when grain millionaire and shipping magnate James Norris Sr. purchased the team. Norris, like Adams, was a Canadian turned American. He had once played hockey for the Montreal Amateur Athletic Association's Winged Wheelers.

When the two men met, Norris and Adams agreed that the team's new logo would be a winged



# DETROIT RED WINGS TEAM HISTORY

wheel and the club's nickname changed to the Red Wings.

The franchise already had a few players who would contribute to the team's first two Stanley Cups in 1936 and 1937, such as Ebbie Goodfellow, Larry Aurie, Herbie Lewis, Hec Kilrea and John Sorrell. Norris' money and Adams' ability to wheel and deal added such players as Carl Voss, Syd Howe, Marty Barry, goaltender Normie Smith, Bucko McDonald and others.

The Red Wings had an outstanding season in 1932-33 when Voss won the franchise's first award by winning the Calder Trophy as the NHL's top rookie. Detroit continued its success in the following years, advancing to the semifinals against the New York Rangers in 1933 and losing in the Stanley Cup Final to the Chicago Blackhawks in 1934. Detroit slumped to under .500 and missed the playoffs in 1934-35 but came back to win the first Stanley Cup in franchise history in 1936, defeating the Toronto Maple Leafs three games to one in the finals.

The Red Wings went on to repeat as Cup champions in 1937, winning three games to two over the New York Rangers. However, one of the most memorable moments in Red Wings and NHL history came in Game 1 of the first-round series against the Montreal Maroons at the Montreal Forum on March 24, 1936. In what is still the longest game ever played in NHL history, the Red Wings defeated the Maroons 1-0 on rookie Mud Bruneteau's goal at 16:30 into the sixth overtime period. That contest also began a playoff shutout run of 248 minutes and 32 seconds for Normie Smith.

The 1936 and 1937 teams featured two of the greatest players ever to wear the winged wheel in Ebbie Goodfellow and Syd Howe. Goodfellow played with the Red Wings from the 1929-30 season until 1942-43. He was a forward for the first five seasons and led the team in scoring in 1930-31 and 1931-32. His 1930-31 total of 48 points was good for second overall in the NHL. Since the team had a surplus of forwards, however, Adams asked Goodfellow to move to defense for the 1934-35 season. He made the move and helped the team win the Cup in 1936 and 1937. He was a first team All-Star on defense in 1936-37 and 1939-40, and a second-team selection in 1935-36. Goodfellow was a player-coach in his final season, in which the Red Wings won their third Stanley Cup.

Syd Howe was also a versatile player as he manned every position but goaltender during his 17-year NHL career, which spanned from 1929-30 to 1945-46. He played with the Red Wings for the last 11 seasons of his career. Howe played with the Ottawa Senators, Philadelphia Quakers, Toronto Maple Leafs and the Senators again before the franchise moved to St. Louis (then known as the Eagles). Howe went with them, but the financially-strapped team sold Howe and defenseman Ralph (Scotty) Bowman – no relation to the Red Wings' former coach – to Detroit for Teddy Graham and \$50,000.

Howe went on to help the Red Wings win their first three Stanley Cups and holds the team record for goals in a game with six on Feb. 3, 1944, against the New York Rangers at Olympia. When Howe retired in 1946, he was the NHL's all-time leading scorer with 528 points. Goodfellow was elected to the Hockey Hall of Fame in 1963 and Howe in 1965.

Sid Abel, a young man from Melville, Saskatchewan, joined the Red Wings for part of the 1938-39 season. Abel played in only 15 games with Detroit that season and 24 the next as he split time between the NHL and the American Hockey League, but he became a regular in 1940-41.

## The 1940s

Abel finished fifth in league scoring with 49 points in 1941-42 and became the captain of the Red Wings in 1942-43.

Detroit's blue line also got a boost in 1938-39 when Jack Stewart was introduced to the NHL. His dark features and physical game earned him the nickname 'Black Jack' Stewart, as he terrorized opposing forwards with bone-crushing hits and his great strength.

The Red Wings advanced to the Stanley Cup Finals in 1941 and 1942, losing to the Boston Bruins and the Toronto Maple Leafs, respectively. The Bruins swept the Red Wings in four games as Detroit was thwarted by the spectacular goaltending of Frank Brimsek, who lived up to his nickname of 'Mr. Zero' by allowing only six goals to Detroit in the series.

The Red Wings won the first three games of the 1942 Stanley Cup Final against the Maple Leafs, but Toronto rallied to win the next four to win the Cup. It was the first and only time a team has





# DETROIT RED WINGS TEAM HISTORY



**THE PRODUCTION LINE: GORDIE HOWE, SID ABEL & TED LINDSAY**

come back from a three games to none Cup Final deficit and only one of four times in NHL history that a team has lost a playoff series after winning the first three games (the NY Islanders came back on Pittsburgh in 1975, Philadelphia beat Boston in 2010 and Los Angeles defeated San Jose in 2014).

The Red Wings would get their revenge on the Bruins and Brimsek by winning the third Stanley Cup in team history with a four-game sweep of Boston in 1943. Detroit had also finished first overall with 61 points and a 25-14-11 record in 1942-43, the first season of the 'Original Six' six-team NHL (the league had ranged from four-to-ten teams from its beginning in 1917-18 through 1941-42). That season began what has become known as the NHL's 'Golden Age,' which lasted through the 1966-67 season, after which the league doubled in size to 12 teams.

The 1944 season saw an offensive explosion in the NHL as many of the league's best defensive players were serving in World War II (both Abel and Stewart served in the Royal Canadian Air Force in 1943-44 and 1944-45). The NHL's leading scorer, Boston's Herb Cain, had 36 goals and 82 points, and the Red Wings' Carl Liscombe finished fourth in the scoring race with a team-record 36 goals, 37 assists and 73 points.

Detroit wouldn't capture the Stanley Cup again until 1950, but the late '40s would see the arrival of a group of players who would become not only Red Wing legends, but NHL legends as well.

With the promotions of Ted Lindsay (1944-45), Gordie Howe (1946-47), Red Kelly (1947-48) and Terry Sawchuk (1949-50) to the NHL and the return of both Abel and Stewart from the RCAF, one of the greatest dynasties in NHL history was set into motion.

Adams handed the coaching reins to Tommy Ivan after the 1946-47 season. Detroit finished second overall during the 1947-48 regular season, five points behind the Toronto Maple Leafs, but the team ran off a streak of seven-straight first overall finishes from 1948-49 through 1954-55 and won four Stanley Cups (1950, 1952, 1954 and 1955).

## The 1950s

Lindsay, Howe and Abel terrorized the NHL as members of the 'Production Line.' Kelly became the NHL's top offensive defenseman and Stewart provided more physical play on the blue line before being traded after Detroit won the 1950 Stanley Cup. The Red Wings can thank Pete Babando for that triumph, as he tallied the clinching goal eight minutes and thirty-one seconds into the second overtime period of Game 7 to defeat the New York Rangers four games to three.

Detroit proved to be a talented and deep squad in the 1950 playoffs when Gordie Howe suffered a serious head injury in Game 1 of the first-round playoff series against the Toronto Maple Leafs. Howe almost died and would miss the remainder of the playoffs, but he was out of the hospital in time to join his teammates for the on-ice celebration after Babando's goal in Game 7. The first round of the 1950 playoffs had also featured overtime heroics as Leo Reise scored the OT winners in Games 4 and 7.

Veteran goaltender Harry Lumley backstopped Detroit to the 1950 Stanley Cup victory, but Sawchuk was so impressive in a seven-game call-up from the minors while Lumley was injured that Lumley was traded to the Chicago Blackhawks before the 1950-51 season to make room for Sawchuk.

Other future Red Wing greats arrived during this period. Defenseman Marcel Pronovost was with the team during the 1949-50 season but didn't play. He made his Detroit debut the following season along with Alex Delvecchio.

Sawchuk staged one of the greatest performances in Stanley Cup playoff history when Detroit



# DETROIT RED WINGS TEAM HISTORY

captured the 1952 Stanley Cup. He allowed only five goals in eight games as the Red Wings swept both the Toronto Maple Leafs and Montreal Canadiens in four games. Even more incredibly, Sawchuk didn't give up a single goal in any of the four games played at Olympia Stadium.

That was also the first appearance of an octopus on Detroit ice at a hockey game. The eight tentacles represented the eight games that a team needed to win at that time to capture the Stanley Cup.

Another significant event came during the first round of the 1952 playoffs. Lindsay and Howe had received death threats if they played in Game 4 in Toronto; however, both played and the Wings won to end the series. After the game, Lindsay playfully chided the Toronto fans when he skated to center ice and held his stick like a machine gun and pretended to shoot the crowd.

The 1953-54 season was Ivan's last as a coach and the Red Wings gave him a grand send-off with their third Cup in five seasons. The team then repeated as Cup champs the following season in Jimmy Skinner's first season behind the Detroit bench. The Red Wings defeated the Montreal Canadiens in the finals both seasons, winning in five games in 1954 thanks to Tony Leswick's OT goal in Game 5 and in seven games in 1955.

After dropping the 1956 finals to the Canadiens in five games, it seemed that the Red Wings' dynasty would go on for the near future but questionable trades by Adams gutted the team of many good and great players.

Stars like Sawchuk, Lindsay, Kelly and young players like Glenn Hall and Johnny Bucyk were traded between 1955 and 1960 with the team receiving little in exchange. Sawchuk did return to Detroit, but one of the players sent to the Bruins to reacquire him was Bucyk, who went on to become one of the best left wingers in NHL history.

## The 1960s

Detroit did not return to the Stanley Cup Final until 1961, losing to the Chicago Blackhawks. The Red Wings went on to advance to the Cup Final in three of four seasons from 1963-66, but lost each time. The team, now coached by Sid Abel, lost to the Toronto Maple Leafs in 1963 (five games) and 1964 (seven games), and to the



ALEX DELVECCHIO, GORDIE HOWE & FRANK MAHOVLICH

Montreal Canadiens in 1966 (six games). It would be 29 years before the Wings would return to the Cup Final and 31 years before they would record another victory in a Stanley Cup Final game.

There had been jubilation at the Olympia on Nov. 10, 1963, when Howe broke Maurice 'Rocket' Richard's record for most career NHL goals with his 545th against Richard's former team, the Montreal Canadiens, and goaltender Charlie Hodge.

Detroit reached the playoffs four times from 1966-67 through 1985-86, a period that was highlighted by the veteran line of Howe, Delvecchio and Frank Mahovlich during the 1968-69 and 1969-70 seasons.

## The 1970s

Mickey Redmond became the first Red Wing to score 50 goals in a season in 1972-73 (he would do it again in '73-74). Other highlights during the 1970s included Marcel Dionne's 121 points and Danny Grant's 50 goals in 1974-75.

The team moved to Joe Louis Arena in December 1979 and hosted the NHL All-Star Game in January 1980. The contest featured 50-year old Gordie Howe, who was in his last season with the Hartford Whalers after returning to pro hockey in 1973-74 with the World Hockey Association. He had retired from the Red Wings following the 1970-71 season.



# DETROIT RED WINGS TEAM HISTORY



#20 - MICKEY REDMOND

## The 1980s

The Norris family finally sold the Red Wings in 1982 to Mike and Marian Ilitch, who owned Little Caesars Pizza.

One of their first hires was Jimmy Devellano as the team's general manager. His first move was to select a shy, 18-year old center named Steve Yzerman with the fourth overall pick of the 1983 NHL Draft.

Detroit made the playoffs in both 1983-84 and 1984-85, but lost in the first round each season. The Red Wings collected only 40 points in 1985-86 to finish last overall in the NHL, but the disappointing campaign would prove as one step backwards before Detroit would take several steps forward in the right direction.

Detroit hired Jacques Demers, coach of the St. Louis Blues, as their new head coach. Not only did the Red Wings make the playoffs in each of Demers' first two seasons, but they also advanced to the Campbell Conference Finals each season, losing to the Edmonton Oilers in five games both times.

Demers named the 21-year-old Yzerman team captain in 1986. The squad featured other young players like Gerard Gallant, Petr Klima, Bob Probert, Shawn Burr, Adam Oates, Joe Kocur and Steve Chiasson as well as veterans like Dave Barr, Lee Norwood, Tim Higgins, Gilbert Delorme and Harold

Snepsts. Demers won the Jack Adams Award as the NHL's Coach of the Year in both 1986-87 and 1987-88.

In 1988-89, Yzerman set franchise records for goals, assists and points with 65 goals, 90 assists and 155 points, which continues to be the highest season point total in NHL history for a player not named Gretzky or Lemieux. Yzerman and linemates Gallant and Paul MacLean combined for 319 points, the most by any line in Red Wings history. Despite their stellar play, Detroit lost in the first round of the playoffs.

The 1989-90 season saw the Red Wings miss the playoffs, ending Demers' run as the Wings head coach. He was replaced by former Washington Capitals coach Bryan Murray, who was also named the team's general manager. The disappointing 1989-90 season was the last time Detroit would miss the playoffs as the Wings have now gone to postseason play in 25 consecutive seasons.

## The 1990s

Young players like Sergei Fedorov, Nicklas Lidstrom, Vladimir Konstantinov, Slava Kozlov, Keith Primeau, Martin Lapointe, Darren McCarty and Chris Osgood reached the NHL with the Red Wings and veterans such as Dino Ciccarelli, Paul Coffey and Ray Sheppard were acquired via trade. All but Primeau, Ciccarelli, Coffey and Sheppard contributed to the Red Wings' Stanley Cup victories in 1997 and 1998.

The Red Wings made the playoffs in 1990-91, but were eliminated in the first round of the playoffs by the St. Louis Blues. Over the next three seasons, the Red Wings were one of the most prolific offensive teams in the NHL and one of the best during the regular season. Detroit finished third in goals in 1991-92 and advanced to the second round before being eliminated by Chicago.

The Red Wings led the NHL in scoring the following two seasons, but were eliminated in the first round both years (Toronto and San Jose).

Murray was fired as coach after the 1992-93 season and the legendary Scotty Bowman was hired to replace him behind the bench. After the team was eliminated by the Sharks, Murray was fired as G.M. He was replaced by a combination of Devellano (who had become the team's senior vice-president when Murray was hired in



# DETROIT RED WINGS TEAM HISTORY

1990), assistant general manager Ken Holland, and Bowman (who would serve as the player personnel director).

Bowman did what many considered unthinkable as he took the league's most potent offensive team and began to emphasize defense. He and associate coaches Barry Smith and Dave Lewis instituted the 'left-wing lock system' and veteran defensemen Bob Rouse and Mike Ramsey were signed as free agents. The team also traded defenseman Steve Chiasson to the Calgary Flames for veteran goaltender Mike Vernon during the off-season. That gave the team an experienced goaltender to go along with a young Chris Osgood, who had come up during the 1993-94 season and had been forced to play in the playoffs.

Fedorov came of age during the 1993-94 season as he finished second in the league in scoring with 120 points (56 goals and 64 assists) and won both the Hart Trophy as the NHL MVP and the Frank J. Selke Trophy as the league's best defensive forward. Sheppard also scored 50 goals (52-41-93) to give the Red Wings the first 50-goal pair in franchise history.

The Red Wings were ready to build off that success, but the 1994-95 regular season didn't begin until January due to a lockout. When the season did begin, the Red Wings were the best: Coffey won the Norris Trophy as the NHL's top defenseman during the regular season, the Wings clinched the Presidents' Trophy and later advanced to the Stanley Cup Final for the first time since 1966. The Wings, however, were not able to reach their ultimate goal when they were swept by the New Jersey Devils in the Cup Final.

The following regular season was even better as the team won 62 games to break the NHL record for most wins in one season. Not only were the Red Wings a success on the ice, they were a huge story off of it.

Yzerman discovered how Red Wings fans felt about him once and for all. With rumors of a trade swirling, he received a tremendous, deafening ovation when he was introduced at the 1995-96 home opener at Joe Louis Arena. Fans shouted 'Stevie!' 'Stevie!' 'Stevie!' That moment made it clear Yzerman would remain a Red Wing for life.

Early in the season, Detroit sent Sheppard to the San Jose Sharks for veteran Igor Larionov. He



**#29 - MIKE VERNON**

teamed up with Fedorov, Kozlov, Konstantinov and veteran defenseman Slava Fetisov, who had been acquired from New Jersey at the trade deadline the previous season, to form the first all-Russian five-man unit in NHL history. The 'Russian Five' dazzled opponents with their skill and skating ability, becoming the Red Wings' personality.

Individually, Coffey became the first defenseman to collect 1,000 assists. Yzerman scored the 500th goal of his career during the 1995-96 season and Bowman broke the record for the most NHL games coached.

The Red Wings had much to celebrate at the 1996 NHL Awards Show as Bowman won the Jack Adams Award, Osgood and Vernon shared the Jennings Trophy (team with the fewest goals against) and Fedorov repeated as the Selke Trophy winner.

But once again it was playoff disappointment for Detroit, as they were eliminated in the Western Conference Final by the Colorado Avalanche, who would go on to win the 1996 Stanley Cup. That series began the fierce rivalry between the Red Wings and the Avalanche. The most significant incident came in Game 6 when Claude Lemieux drilled the Red Wings' Kris Draper into the boards from behind, resulting in serious facial injuries.



# DETROIT RED WINGS TEAM HISTORY

Ciccarelli was traded during the off-season but the Wings weren't done trading, sending Primeau, Coffey and a first-round pick in the 1997 draft to the Hartford Whalers for left wing Brendan Shanahan and minor league defenseman Brian Glynn.

Shanahan was one of the final pieces in Detroit's Stanley Cup puzzle and went on to score 46 goals that season. Veteran defenseman Larry Murphy was acquired at the trade deadline and Joe Kocur, who had been traded to the Rangers in 1991, returned to Detroit as a free agent in December 1996.

The most memorable moment of the regular season came on March 26, 1997, when Darren McCarty exacted revenge on Claude Lemieux for the hit on Draper. It came during an on-ice brawl which featured Colorado goaltender Patrick Roy and Wings goaltender Mike Vernon in a slugfest at center ice. The frenzy helped rally the Wings from a two-goal deficit to a 6-5 overtime victory as McCarty got the game-winner. When Detroit went on to win the Stanley Cup, each player pointed to that game as the moment they became a team.

In the playoffs, Detroit defeated the Blues in six games, swept the Mighty Ducks of Anaheim in four games (three of which went to overtime), took the Avalanche in six games in the Western Conference Final and swept the Philadelphia Flyers in the 1997 Stanley Cup Final.

Finally, the Red Wings and their fans had won their first Stanley Cup in 42 years. Steve Yzerman's smile as he accepted the Stanley Cup and skated around the Joe Louis Arena ice personified all the emotions the crowd and team were feeling – joy, relief, exuberance and satisfaction. Vernon was voted the Conn Smythe Trophy winner as the playoff MVP.

Tragedy would strike just six days later when Vladimir Konstantinov and team masseur Sergei Mnatsakanov were critically injured in a one-vehicle limousine accident. Fetisov was also in the limousine, but his injuries weren't nearly as serious and he returned to play the following season. For Konstantinov and Mnatsakanov, it was the end of their careers.

Vernon, who wanted a three-year contract, was dealt to the San Jose Sharks. Ken Holland also became the team's general manager that summer.

Despite the loss of one of the NHL's best defensemen in Konstantinov, the Red Wings played



VLADIMIR KONSTANTINOV & 1998 STANLEY CUP® CHAMPIONS

like champions throughout the regular season. The fact the team was never able to truly celebrate its Stanley Cup victory and the constant thoughts of their stricken teammates propelled a driven Red Wings team into the playoffs.

After defeating the Phoenix Coyotes, St. Louis Blues and Dallas Stars in the first three rounds, Detroit swept the Washington Capitals in the Stanley Cup Final with Yzerman winning the Conn Smythe Trophy. After accepting the 1998 Stanley Cup for a consecutive year, the Captain placed it on the lap of Konstantinov. The entire team surrounded Konstantinov, creating an emotional scene that touched fans throughout the sports world. Media from all over the NHL wrote that never had one team deserved to repeat as much as this Red Wings squad.

Their Colorado rival may have eliminated the Red Wings in the second round of the playoffs over the next two seasons, but there was plenty of individual achievement and player movement. In 1998-99, Larry Murphy passed Tim Horton to become the all-time games played leader among defensemen in NHL history.

A surprise came at the trade deadline when longtime Red Wings' nemesis Chris Chelios was acquired from the Chicago Blackhawks. Another surprise acquisition was made when former Dallas





# DETROIT RED WINGS TEAM HISTORY

Stars forward Pat Verbeek was signed as a free agent. That set up a season of milestones for the Red Wings in 1999-00. Yzerman scored goal No. 600, Verbeek tallied No. 500, Shanahan collected No. 400 and Fedorov earned No. 300. Yzerman also recorded his 1,500th point and 900th assist, while Verbeek registered his 1,000th point.

By the end of the season, only Gordie Howe had played more NHL games than Murphy. The postseason honors continued as Yzerman won the Selke Trophy and was among three Red Wings, along with Shanahan and Lidstrom, to be selected as First Team All-Stars.

## The 2000s

The Red Wings finished with the league's second best record in 2000-01, but were eliminated by the Los Angeles Kings during the first round of the 2001 playoffs. After finishing second in Norris Trophy voting for three straight years, Lidstrom finally won his first Norris Trophy as the NHL's best defenseman.

Significant moves were made during the summer of 2001. Future Hall of Fame players Dominik Hasek, Brett Hull and Luc Robitaille were added to Detroit's already potent roster. The moves resulted in a league-best 116 points, culminating with the 10th Stanley Cup in franchise history after the Red Wings defeated the Carolina Hurricanes in five games during the 2002 Stanley Cup Final.

Lidstrom, who would go on to win his second straight Norris Trophy a week after winning the Cup, became the first European-born player to win the Conn Smythe as the playoff MVP. With an NHL-record ninth Stanley Cup as a head coach, Bowman stepped down, retiring after nine seasons behind the Red Wings' bench. By 2016, nine members of that team have moved on to the Hockey Hall of Fame (Chelios, Fedorov, Hasek, Hull, Larionov, Lidstrom, Robitaille, Shanahan and Yzerman).

Several Red Wings reached major milestones throughout the 2002-03 season including Brett Hull recording his 700th goal, becoming just the sixth player in NHL history to reach this prestigious mark. He finished the season with 716 goals, making him fifth best all-time.

The Red Wings took home some hardware at the 2003 NHL Awards when Nicklas Lidstrom won his third consecutive Norris Trophy and Steve



#19 - STEVE YZERMAN 2002 STANLEY CUP® CHAMPION

Yzerman was awarded the Masterton Trophy for perseverance. He returned to the Detroit lineup late in the regular season following serious off-season knee surgery. Brendan Shanahan was also named the King Clancy Memorial Award winner for his humanitarian efforts and Darren McCarty was given the NHL Foundation Player Award for his contributions in the community.

The Red Wings brought in Mike Babcock in 2005-06 to take over as head coach for the departed Dave Lewis, who had taken the reigns following Bowman's retirement in 2002. In the first year under Babcock's direction, the Red Wings would win 58 games during the regular season, the second most in franchise history, and capture the Presidents' Trophy as the NHL's regular season champions. Detroit also set an NHL record with 31 road wins.

A strong regular season would not translate into postseason success however, as the Red Wings lost in six games to the eighth-seeded Edmonton Oilers in the first round of the playoffs. Nicklas Lidstrom would win his fourth Norris Trophy in 2006, while center Pavel Datsyuk would take home his first Lady Byng Trophy for sportsmanship and ability.

The 2006-07 season saw the Red Wings once





# DETROIT RED WINGS TEAM HISTORY



2002 STANLEY CUP® CHAMPION DETROIT RED WINGS

again reach the 50-win plateau and top the Western Conference with a 50-19-13 record. The Red Wings would tie the Buffalo Sabres atop the NHL standings with 113 points; however, the Sabres would win the Presidents' Trophy on a tiebreaker. Detroit's postseason fortunes took a turn as the Red Wings knocked off the Calgary Flames in six games in the first round, and bumped the San Jose Sharks in six games in round two. Detroit's Stanley Cup hopes would end in the Western Conference Final as the Red Wings would drop the series in six games to the eventual-Stanley Cup champion Anaheim Ducks. Nicklas Lidstrom won his second straight Norris Trophy and fifth overall. Pavel Datsyuk would also claim his consecutive Lady Byng Trophy.

Stanley returned to Hockeytown in 2008 after a strong regular season campaign. The Red Wings topped 50-wins for a third consecutive season (54-21-7) and captured the Presidents' Trophy for the sixth time in franchise history. Detroit would dispose of the Nashville Predators in round one (six games), sweep the Colorado Avalanche in round two, defeat the Dallas Stars in the Western Conference Final (six games) and knock off the Pittsburgh Penguins in six games in the Stanley Cup Final to win the 11th Cup in franchise history.

Nicklas Lidstrom became the first European-born captain to win the Stanley Cup. Henrik

Zetterberg was named playoff MVP, joining Lidstrom as the only European players to win the award. Lidstrom would take home his third-consecutive Norris Trophy and sixth in the last seven seasons played. Pavel Datsyuk captured both the Selke Trophy and his third-straight Lady Byng Trophy. Chris Osgood and Dominik Hasek were awarded the Jennings Trophy for fewest goals allowed during the regular season (184).

The Red Wings inked star forward Marian Hossa to a one-year deal during the offseason, positioning Detroit for another trip to the finals. The Wings did just that, setting numerous NHL records en route to a back-to-back trip to the Stanley Cup Final in 2008-09. After earning two points in a victory over the Columbus Blue Jackets on March 15, 2009, Detroit became the first team in NHL history to reach the 100-point plateau in nine consecutive seasons, passing the Montreal Canadiens, who had eight straight 100-point seasons from 1974-75 through 1981-82. The Red Wings claimed their fourth straight 50-win season, marking only the third time in NHL history a team has gone four consecutive years with 50 wins.

Detroit swept the Columbus Blue Jackets in the opening round of the postseason, but it took the Red Wings seven games to defeat the Anaheim Ducks and advance out of the second round. The



# DETROIT RED WINGS TEAM HISTORY

Red Wings dispatched the Chicago Blackhawks in five games during the Western Conference Final for the right to face-off against a familiar foe for the Stanley Cup. The Wings suffered a disappointing 2-1 loss at home in Game 7 against the Pittsburgh Penguins, preventing Detroit from repeating as champions. Pavel Datsyuk earned his second straight Selke Trophy and fourth consecutive Lady Byng Trophy, becoming the first player in NHL history to do so.

Detroit registered its 10th consecutive 100-point season in 2009-10, a 102-point performance during an injury-plagued campaign. Several key players missed significant time for the Red Wings, but a late-season push propelled Detroit into the fifth seed in the Western Conference playoffs. The Wings dismissed Phoenix in seven games in Round One, before falling to San Jose in five games in the Western Conference Semifinals. Pavel Datsyuk earned his third-straight Selke Trophy as the league's best defensive forward, while Jimmy Howard was a finalist for the Calder Trophy after a stellar rookie campaign in the nets for Detroit.

## The 2010s

The Red Wings finished with a 47-25-10 record in 2010-11, claiming their ninth Central Division title in the last 10 years, making their 20th consecutive trip to the postseason and extending their own NHL record by securing an 11th straight 100-point season. Nicklas Lidstrom brought home his seventh career Norris Trophy, tying Doug Harvey for second-most all-time behind only Bobby Orr (8). Chris Osgood became just the 10th goaltender in NHL history to win 400 career games with a career-high 46-save performance in a 4-3 OT win on December 27 in Colorado.

The Red Wings clinched their 21st consecutive playoff appearance and 12th consecutive 100-point season in 2011-12. The team also set an NHL record by logging 23-straight regular-season home wins, going undefeated at Joe Louis Arena from November 5 through February 19. Following the season, captain Nicklas Lidstrom announced his retirement on May 31, 2012. Lidstrom won four Stanley Cups, seven Norris Trophies, skated in 1,564 regular-season games and never missed the playoffs during his illustrious 20-year career with the Red Wings.



#5 - NICKLAS LIDSTROM 2008 STANLEY CUP® CHAMPION

The Red Wings named Henrik Zetterberg the 36th captain in team history on Jan. 15, 2013. Zetterberg has led the Red Wings to playoff berths in each of his four seasons as captain, helping the Red Wings enter the 2016-17 campaign with the longest postseason streak in all of professional sports at 25 years. Over the past four seasons, Detroit's strong drafting and development performance has helped the team on the ice and set the stage for the future, as players like Gustav Nyquist, Tomas Tatar, Riley Sheahan, Danny DeKeyser and Petr Mrazek won the 2013 Calder Cup championship with Grand Rapids in the American Hockey League prior to establishing themselves as NHL regulars.

In 2013-14 – the team's first season back in the Eastern Conference after offseason realignment placed them in the Atlantic Division – the Red Wings set a franchise record for man games lost due to injury/illness at 421, eclipsing the previous high of 346. History was made behind the bench as well, as the Red Wings' 39 wins pushed Mike Babcock past Scotty Bowman (410) and Jack Adams (413) as the winningest coach in Red Wings history.



# DETROIT RED WINGS TEAM HISTORY

The Red Wings also qualified for the playoffs in both 2014-15 and 2015-16, but the team fell in the first round to the Tampa Bay Lightning both times. An incredible run of 25 straight appearances in the Stanley Cup Playoffs came to an end following the 2016-17, but the Red Wings enter the 2017-18 campaign looking to reload by emphasizing development from within, highlighted by the likes of Dylan Larkin and Anthony Mantha, in addition to captain Henrik Zetterberg and a mix of veteran free agent acquisitions such as Mike Green, Frans Nielsen and Trevor Daley. The Red Wings also transition to a new home this season, skating their Inaugural Season at Little Caesars Arena, a state-of-the-art sports and entertainment venue located in the heart of downtown Detroit. Surrounded by the excitement of a new venue, the Red Wings look to begin a new era in 2017-18 and chase their 12th Stanley Cup championship.



JANUARY 15, 2013 - HENRIK ZETTERBERG NAMED 36TH CAPTAIN



ARTIST'S RENDERINGS OF LITTLE CAESARS ARENA



# DETROIT RED WINGS MOMENTS

## ALL-STAR SIGNING



**FRANS NIELSEN:** Signed by Detroit on July 1, 2016, long-time New York Islander Frans Nielsen made an impact in his first season with the Red Wings and was the team's lone representative at the NHL All-Star Game on Jan. 29 in Los Angeles. Nielsen led the Red Wings in power play points (15) and shorthanded goals (2). (Photo: Brian Babineau/NHLI via Getty Images)





# ALL-TIME SEASON RECORDS

SEASON	GP	W	L	T	PTS	GF	GA	DIVISION	COACH
1926-27	44	12	28	4	28	76	105	5th@	Art Duncan/Duke Keats*
1927-28	44	19	19	6	44	88	79	4th@	Jack Adams
1928-29	44	19	16	9	47	72	63	3rd	Adams
1929-30	44	14	24	6	34	117	133	4th@	Adams
1930-31	44	16	21	7	39	102	105	4th@	Adams
1931-32	48	18	20	10	46	95	108	3rd	Adams
1932-33	48	25	15	8	58	111	93	2nd	Adams
1933-34	48	24	14	10	58	113	98	1st	Adams
1934-35	48	19	22	7	45	127	114	4th@	Adams
1935-36	48	24	16	8	56	124	103	1st-SC	Adams
1936-37	48	25	14	9	59	128	102	1st-SC	Adams
1937-38	48	12	25	11	35	99	133	4th@	Adams
1938-39	48	18	24	6	42	107	128	5th	Adams
1939-40	48	16	26	6	38	90	126	5th	Adams
1940-41	48	21	16	11	53	112	102	3rd	Adams
1941-42	48	19	25	4	42	140	147	5th	Adams
1942-43	50	25	14	11	61	169	124	1st-SC	Adams
1943-44	50	26	18	6	58	214	177	2nd	Adams
1944-45	50	31	14	5	67	218	161	2nd	Adams
1945-46	50	20	20	10	50	146	159	4th	Adams
1946-47	60	22	27	11	55	190	193	4th	Adams
1947-48	60	30	18	12	72	187	148	2nd	Tommy Ivan
1948-49	60	34	19	7	75	195	145	1st	Ivan
1949-50	70	37	19	14	88	229	164	1st-SC	Ivan
1950-51	70	44	13	13	101	236	139	1st	Ivan
1951-52	70	44	14	12	100	215	133	1st-SC	Ivan
1952-53	70	36	16	18	90	222	133	1st	Ivan
1953-54	70	37	19	14	88	191	132	1st-SC	Ivan
1954-55	70	42	17	11	95	204	134	1st-SC	Jimmy Skinner
1955-56	70	30	24	16	76	183	148	2nd	Skinner
1956-57	70	38	20	12	88	198	157	1st	Skinner
1957-58	70	29	29	12	70	176	207	3rd	Skinner/Sid Abel
1958-59	70	25	37	8	58	167	218	6th@	Abel
1959-60	70	26	29	15	67	186	197	4th	Abel
1960-61	70	25	29	16	66	195	215	4th	Abel
1961-62	70	23	33	14	60	184	219	5th@	Abel
1962-63	70	32	25	13	77	200	194	4th	Abel
1963-64	70	30	29	11	71	191	204	4th	Abel
1964-65	70	40	23	7	87	224	175	1st	Abel
1965-66	70	31	27	12	74	221	194	4th	Abel
1966-67	70	27	39	4	58	212	241	5th@	Abel
1967-68	74	27	35	12	66	245	257	6th@	Abel
1968-69	76	33	31	12	78	239	221	5th@	Bill Gadsby
1969-70	76	40	21	15	95	246	199	3rd	Gadsby/Abel
1970-71	78	22	45	11	55	209	308	7th@	Ned Harkness/Doug Barkley
1971-72	78	33	35	10	76	261	262	5th@	Barkley/Johnny Wilson
1972-73	78	37	29	12	86	265	243	5th@	Wilson
1973-74	78	29	39	10	68	255	319	6th@	Ted Garvin/Alex Delvecchio



# ALL-TIME SEASON RECORDS

SEASON	GP	W	L	T	OTL	PTS	GF	GA	DIVISION	COACH
1974-75	80	23	45	12	---	58	259	335	4th@	Delvecchio
1975-76	80	26	44	10	---	62	226	300	4th@	Barkley/Delvecchio/Dea*
1976-77	80	16	55	9	---	41	183	309	5th@	Billy Dea*/Larry Wilson
1977-78	80	32	34	14	---	78	252	266	2nd	Bobby Kromm
1978-79	80	23	41	16	---	62	252	295	5th@	Kromm
1979-80	80	26	43	11	---	63	268	306	5th@	Kromm/Ted Lindsay
1980-81	80	19	43	18	---	56	252	339	5th@	Lindsay/Wayne Maxner
1981-82	80	21	47	12	---	54	270	351	6th@	Maxner/Dea
1982-83	80	21	44	15	---	57	263	344	5th@	Nick Polano
1983-84	80	31	42	7	---	69	298	323	3rd	Polano
1984-85	80	27	41	12	---	66	313	357	3rd	Polano
1985-86	80	17	57	6	---	40	266	415	5th@	Harry Neale/Brad Park
1986-87	80	34	36	10	---	78	260	274	2nd	Jacques Demers
1987-88	80	41	28	11	---	93	322	269	1st	Demers
1988-89	80	34	34	12	---	80	313	316	1st	Demers
1989-90	80	28	38	14	---	70	288	323	5th@	Demers
1990-91	80	34	38	8	---	76	273	298	3rd	Bryan Murray
1991-92	80	43	25	12	---	98	320	256	1st	Murray
1992-93	84	47	28	9	---	103	369	280	2nd	Murray
1993-94	84	46	30	8	---	100	356	275	1st	Scotty Bowman
1995	48	33	11	4	---	70	180	117	1st	Bowman
1995-96	82	62	13	7	---	131	325	181	1st	Bowman
1996-97	82	38	26	18	---	94	253	197	2nd-SC	Bowman
1997-98	82	44	23	15	---	103	250	196	2nd-SC	Bowman
1998-99	82	43	32	7	---	93	245	202	1st	Bowman+
1999-00	82	48	#22	10	2	108	278	210	2nd	Bowman
2000-01	82	49	\$20	9	4	111	253	202	1st	Bowman
2001-02	82	51	17	10	4	116	251	187	1st-SC	Bowman
2002-03	82	48	20	10	4	110	269	203	1st	Dave Lewis
2003-04	82	48	21	11	2	109	255	189	1st	Lewis
2004-05	---	---	---	---	---	---	---	---	---	
2005-06	82	58	16	---	8	124	305	209	1st	Mike Babcock
2006-07	82	50	19	---	13	113	254	199	1st	Babcock
2007-08	82	54	21	---	7	115	257	184	1st-SC	Babcock
2008-09	82	51	21	---	10	112	295	244	1st	Babcock
2009-10	82	44	24	---	14	102	229	216	2nd	Babcock
2010-11	82	47	25	---	10	104	261	241	1st	Babcock
2011-12	82	48	28	---	6	102	248	203	3rd	Babcock
2012-13	48	24	16	---	8	56	121	115	3rd	Babcock
2013-14	82	39	28	---	15	93	222	230	4th	Babcock
2014-15	82	43	25	---	14	100	235	221	3rd	Babcock
2015-16	82	41	30	---	11	93	211	224	3rd	Jeff Blashill
2016-17	82	33	36	---	13	79	207	244	7th@	Blashill
<b>TOTALS</b>	<b>6,270</b>	<b>2,891</b>	<b>2,419</b>	<b>815</b>	<b>145</b>	<b>6,742</b>	<b>19,120</b>	<b>18,254</b>		

@-Out of playoffs SC-Won Stanley Cup \*-Interim coach

# - A loss in overtime was counted as a regulation tie and a loss but given a point. (2 RT)

\$ - A loss in overtime is now counted as an overtime loss, not a loss and given a point.

1st - 29; 2nd - 12; 3rd - 12; 4th - 15; 5th - 16; 6th - 4; 7th - 2

+ - Scotty Bowman missed first five games of regular season





# ALL-TIME HOME & AWAY RECORDS

HOME						AWAY			
Won	Lost	Tied	Pts	Season	Games	Won	Lost	Tied	Pts
5	16	0	10	1926-27	44	7	12	4	18
9	10	3	21	1927-28	44	10	9	3	23
11	6	5	27	1928-29	44	8	10	4	20
9	10	3	21	1929-30	44	5	14	3	13
10	7	5	25	1930-31	44	6	14	2	14
15	3	6	36	1931-32	48	3	17	4	10
17	3	4	38	1932-33	48	8	12	4	20
15	5	4	34	1933-34	48	9	9	6	24
11	8	5	27	1934-35	48	8	14	2	18
14	5	5	33	1935-36	48	10	11	3	23
14	5	5	33	1936-37	48	11	9	4	26
8	10	6	22	1937-38	48	4	15	5	13
14	8	2	30	1938-39	48	4	16	4	12
11	10	3	25	1939-40	48	5	16	3	13
14	5	5	33	1940-41	48	7	11	6	20
14	7	3	31	1941-42	48	5	18	1	11
16	4	5	37	1942-43	50	9	10	6	24
18	5	2	38	1943-44	50	8	13	4	20
19	5	1	39	1944-45	50	12	9	4	28
16	5	4	36	1945-46	50	4	15	6	14
14	10	6	34	1946-47	60	8	17	5	21
16	9	5	37	1947-48	60	14	9	7	35
21	6	3	45	1948-49	60	13	13	4	30
19	9	7	45	1949-50	70	18	10	7	43
25	3	7	57	1950-51	70	19	10	6	44
24	7	4	52	1951-52	70	20	7	8	48
20	5	10	50	1952-53	70	16	11	8	40
24	4	7	55	1953-54	70	13	15	7	33
25	5	5	55	1954-55	70	17	12	6	40
21	6	8	50	1955-56	70	9	18	8	26
23	7	5	51	1956-57	70	15	13	7	37
16	11	8	40	1957-58	70	13	18	4	30
13	17	5	31	1958-59	70	12	20	3	27
18	14	3	39	1959-60	70	8	15	12	28
15	13	7	37	1960-61	70	10	16	9	29
17	11	7	41	1961-62	70	6	22	7	19
19	10	6	44	1962-63	70	13	15	7	33
23	9	3	49	1963-64	70	7	20	8	22
25	7	3	53	1964-65	70	15	16	4	34
20	8	7	47	1965-66	70	11	19	5	27
21	11	3	45	1966-67	70	6	28	1	13
18	15	4	40	1967-68	74	9	20	8	26
23	8	7	53	1968-69	76	10	23	5	25
20	11	7	47	1969-70	76	20	10	8	48
17	15	7	41	1970-71	78	5	30	4	14
25	11	3	53	1971-72	78	8	24	7	23



# ALL-TIME HOME & AWAY RECORDS

HOME					AWAY						
Won	Lost	Tied	OT	Pts	Season	Games	Won	Lost	Tied	OT	Pts
22	12	5	--	49	1972-73	78	15	17	7	--	37
21	12	6	--	48	1973-74	78	8	27	4	--	20
17	17	6	--	40	1974-75	80	6	28	6	--	18
17	15	8	--	42	1975-76	80	9	29	2	--	20
12	22	6	--	30	1976-77	80	4	33	3	--	11
22	11	7	--	51	1977-78	80	10	23	7	--	27
15	17	8	--	38	1978-79	80	8	24	8	--	24
14	21	5	--	33	1979-80	80	12	22	6	--	30
16	15	9	--	41	1980-81	80	3	28	9	--	15
15	19	6	--	36	1981-82	80	6	28	6	--	18
14	19	7	--	35	1982-83	80	7	25	8	--	22
18	20	2	--	38	1983-84	80	13	22	5	--	31
19	14	7	--	45	1984-85	80	8	27	5	--	21
10	26	4	--	24	1985-86	80	7	31	2	--	16
20	14	6	--	46	1986-87	80	14	22	4	--	32
24	10	6	--	54	1987-88	80	17	18	5	--	39
20	14	6	--	46	1988-89	80	14	20	6	--	34
20	14	6	--	46	1989-90	80	8	24	8	--	24
26	14	0	--	52	1990-91	80	8	24	8	--	24
24	12	4	--	52	1991-92	80	19	13	8	--	46
25	14	3	--	53	1992-93	84	22	14	6	--	50
23	13	6	--	52	1993-94	84	23	17	2	--	48
17	4	3	--	37	1994-95	48	16	7	1	--	33
36	3	2	--	74	1995-96	82	26	10	5	--	57
20	12	9	--	49	1996-97	82	18	14	9	--	45
25	8	8	--	58	1997-98	82	19	15	7	--	45
27	12	2	--	56	1998-99	82	6	20	5	--	37
28	10*	3	--	60	1999-00	82	20	14*	7	--	48
27	11	3	--	59	2000-01#	82	22	13	6	--	52
28	8	5	--	62	2001-02#	82	23	13	5	--	54
28	8	5	--	63	2002-03#	82	20	16	5	--	47
30	7	4	--	64	2003-04#	82	18	14	7	--	45
--	--	--	--	--	2004-05	--	--	--	--	--	--
27	9	--	5	59	2005-06	82	31	7	--	3	65
29	4	--	8	66	2006-07	82	21	15	--	5	47
29	9	--	3	61	2007-08	82	25	12	--	4	54
27	9	--	5	59	2008-09	82	24	12	--	5	53
25	10	--	6	56	2009-10	82	19	14	--	8	46
21	14	--	6	48	2010-11	82	26	11	--	4	56
31	7	--	3	65	2011-12	82	17	21	--	3	37
13	7	--	4	30	2012-13	48	11	9	--	4	26
18	13	--	10	46	2013-14	82	21	15	--	5	47
22	10	--	9	53	2014-15	82	21	15	--	5	47
22	13	--	6	50	2015-16	82	19	17	--	5	43
17	17	--	7	41	2016-17	82	16	19	--	6	38
* Includes one regulation tie.											
# Losses include any overtime losses.											



# RED WINGS vs. ALL NHL TEAMS

## SINCE 1926-27 SEASON

DETROIT RED WINGS VS.	GP	W	L	T	OTL	PTS
Chicago Blackhawks	733	367	268	84	14	832
Toronto Maple Leafs	661	283	279	93	^6	665
New York Rangers	587	265	214	103	5	638
Boston Bruins	596	255	242	95	4	609
Montreal Canadiens	585	207	278	96	4	514
St. Louis Blues	281	123	113	37	^8	291
Dallas Stars (a)	251	112	99	34	6	264
Vancouver Canucks	170	90	55	18	7	205
Los Angeles Kings	198	87	82	27	2	203
Arizona Coyotes (c)	139	69	44	22	4	164
Calgary Flames (b)	158	72	67	16	3	163
Pittsburgh Penguins	151	67	64	16	4	154
Edmonton Oilers	127	64	39	13	11	152
Colorado Avalanche (d)	121	66	42	5	8	145
Buffalo Sabres	133	62	55	13	3	140
Philadelphia Flyers	136	51	61	21	3	126
Nashville Predators	93	55	26	4	8	122
Columbus Blue Jackets	86	54	22	1	9	118
Washington Capitals	113	49	44	16	4	118
San Jose Sharks	90	54	28	4	4	116
New York Islanders	109	52	49	6	2	112
Anaheim Ducks	83	50	23	7	3	110
New Jersey Devils (e)	99	48	38	11	2	109
Carolina Hurricanes (f)	79	41	30	8	0	90
Minnesota Wild	55	35	11	3	6	79
Tampa Bay Lightning	50	29	15	2	4	64
Ottawa Senators	42	26	13	1	2	55
Florida Panthers	40	20	8	5	7	52
Winnipeg Jets (g)	22	13	7	0	2	28
Defunct Teams (*)	282	125	103	54	0	304
<b>TOTALS</b>	<b>6,270</b>	<b>2,891</b>	<b>2,419</b>	<b>815</b>	<b>145</b>	<b>6,742</b>

a - Formerly Minnesota North Stars

b - Formerly Atlanta Flames

c - Formerly Winnipeg Jets (1979-96)

d - Formerly Quebec Nordiques

e - Formerly Kansas City Scouts, Colorado Rockies

f - Formerly Hartford Whalers

g - Formerly Atlanta Thrashers

(\*) - Includes records vs. Montreal Maroons, New York Americans, Ottawa Senators (1917-31),

Pittsburgh Pirates, Philadelphia Quakers, St. Louis Eagles, California Golden Seals and Cleveland Barons.

^ In 1999-00, teams were not awarded a point for a loss in overtime



# RED WINGS HOME vs. ALL NHL TEAMS

## SINCE 1926-27 SEASON

DETROIT RED WINGS VS.	GP	W	L	T	OTL	PTS
Chicago Blackhawks	365	219	107	33	6	477
Toronto Maple Leafs	333	173	110	46	4	396
New York Rangers	294	170	77	45	2	387
Boston Bruins	297	161	82	52	2	376
Montreal Canadiens	292	136	101	53	2	327
St. Louis Blues	141	69	51	17	4	159
Dallas Stars (a)	126	64	43	16	3	147
Vancouver Canucks	85	52	20	8	5	117
Los Angeles Kings	99	51	35	13	0	115
Pittsburgh Penguins	75	45	16	12	2	104
Calgary Flames (b)	78	42	25	10	1	95
Buffalo Sabres	68	41	21	5	1	88
Edmonton Oilers	64	40	17	3	4	87
Philadelphia Flyers	69	37	20	10	2	86
Arizona Coyotes (c)	70	37	23	8	2	84
Colorado Avalanche (d)	60	35	17	1	7	78
Nashville Predators	47	32	8	2	5	71
Washington Capitals	57	27	17	11	2	67
New Jersey Devils (e)	50	32	16	2	0	66
San Jose Sharks	44	31	9	1	3	66
Anaheim Ducks	41	31	7	3	0	65
Columbus Blue Jackets	42	29	8	0	5	63
New York Islanders	54	29	22	2	1	61
Carolina Hurricanes (f)	40	23	10	7	0	53
Minnesota Wild	28	19	4	1	4	43
Tampa Bay Lightning	24	17	3	1	3	38
Ottawa Senators	20	12	7	0	1	25
Florida Panthers	19	7	4	3	5	22
Winnipeg Jets (g)	12	7	3	0	2	16
Defunct Teams (*)	141	76	40	25	0	177
<b>TOTALS</b>	<b>3,135</b>	<b>1,744</b>	<b>923</b>	<b>390</b>	<b>78</b>	<b>3,956</b>

a - Formerly Minnesota North Stars

b - Formerly Atlanta Flames

c - Formerly Winnipeg Jets (1979-96)

d - Formerly Quebec Nordiques

e - Formerly Kansas City Scouts, Colorado Rockies

f - Formerly Hartford Whalers

g - Formerly Atlanta Thrashers

(\*) - Includes records vs. Montreal Maroons, New York Americans, Ottawa Senators (1917-31),

Pittsburgh Pirates, Philadelphia Quakers, St. Louis Eagles, California Golden Seals and Cleveland Barons.

^ In 1999-00, teams were not awarded a point for a loss in overtime



# RED WINGS ROAD vs. ALL NHL TEAMS

## SINCE 1926-27 SEASON

DETROIT RED WINGS VS.	GP	W	L	T	OTL	PTS
Chicago Blackhawks	368	148	161	51	8	355
Toronto Maple Leafs	328	110	169	47	2	269
New York Rangers	293	95	137	58	3	251
Boston Bruins	299	94	160	43	2	233
Montreal Canadiens	292	71	177	43	2	187
St. Louis Blues	140	54	62	20	^4	132
Dallas Stars (a)	125	48	56	18	3	117
Vancouver Canucks	85	38	35	10	2	88
Los Angeles Kings	99	36	47	14	2	88
Arizona Coyotes (b)	69	32	21	14	2	80
Calgary Flames (c)	80	30	42	6	1	68
Colorado Avalanche (d)	61	31	25	4	2	67
Edmonton Oilers	63	24	22	10	7	65
Columbus Blue Jackets	44	25	14	1	4	55
Buffalo Sabres	65	21	34	8	2	52
Nashville Predators	46	23	18	2	3	51
New York Islanders	55	23	27	4	1	51
Washington Capitals	56	22	27	5	2	51
San Jose Sharks	46	23	19	3	1	50
Pittsburgh Penguins	76	22	48	4	2	50
Anaheim Ducks	42	19	16	4	3	45
New Jersey Devils (e)	49	16	22	9	2	43
Philadelphia Flyers	67	14	41	11	1	40
Carolina Hurricanes (f)	39	18	20	1	0	37
Minnesota Wild	27	16	7	2	2	36
Florida Panthers	21	13	4	2	2	30
Ottawa Senators	22	14	6	1	1	30
Tampa Bay Lightning	26	12	12	1	1	26
Winnipeg Jets (g)	10	6	4	0	0	12
Defunct Teams (*)	141	49	63	29	0	127
<b>TOTALS</b>	<b>3,135</b>	<b>1,147</b>	<b>1,496</b>	<b>425</b>	<b>67</b>	<b>2,786</b>

a - Formerly Minnesota North Stars

b - Formerly Winnipeg Jets (1979-96)

c - Formerly Atlanta Flames

d - Formerly Quebec Nordiques

e - Formerly Kansas City Scouts, Colorado Rockies

f - Formerly Hartford Whalers

g - Formerly Atlanta Thrashers

(\*) - Includes records vs. Montreal Maroons, New York Americans, Ottawa Senators (1917-31), Pittsburgh Pirates, Philadelphia Quakers, St. Louis Eagles, California Golden Seals and Cleveland Barons.

^ - In 1999-00, teams were not awarded a point for a loss in overtime



# RED WINGS HOLIDAY RECORDS

## HOME OPENERS

### JOE LOUIS ARENA

2016	Ottawa	W	5-1
2015	Toronto	W	4-0
2014	Boston	W	2-1
2013	Buffalo	W	2-1
2013**	Dallas	L	1-2
2011	Ottawa	W	5-3
2010	Anaheim	W	4-0
2009	Chicago	W	3-2
2008	Toronto	L	2-3
2007	Anaheim	W	3-2 SO
2006	Vancouver	L	1-3
2005	St. Louis	W	5-1
2003	Los Angeles	W	3-2
2002	Montreal	L	2-3
2001	Calgary	L	2-4
2000	Edmonton	L	3-4
1999	Buffalo	W	2-0
1998	St. Louis	W	4-1
1997	Dallas	W	3-1
1996	Edmonton	W	2-0
1995	Edmonton	W	9-0
1995*	Chicago	W	4-1
1993	St. Louis	L	2-5
1992	Quebec	L	2-4
1991	Montreal	L	1-4
1990	Calgary	W	6-5
1989	Winnipeg	W	5-4
1988	St. Louis	T	8-8
1987	Toronto	W	3-2
1986	Chicago	W	4-3
1985	Minnesota	L	5-6
1984	New Jersey	W	4-1
1983	New Jersey	L	3-6
1982	Minnesota	T	3-3
1981	St. Louis	W	6-3
1980	NY Islanders	L	4-6

\*January 20, 1995 (48-game season)

\*\*January 22, 2013 (48-game season)

### OLYMPIA STADIUM

1979	Philadelphia	L	3-7
1978	St. Louis	L	4-5
1977	Toronto	T	3-3
1976	Washington	T	3-3
1975	St. Louis	T	1-1
1974	Chicago	W	2-1
1973	Boston	L	4-9
1972	NY Rangers	W	5-3
1971	Minnesota	L	2-4

1970	California	W	5-3
1969	Toronto	W	3-2
1968	Toronto	L	1-2
1967	NY Rangers	W	3-2
1966	Chicago	L	4-7
1965	Toronto	W	3-0
1964	Toronto	L	3-5
1963	Chicago	W	5-3
1962	Montreal	W	3-1
1961	Toronto	L	2-4
1960	Chicago	L	2-4
1959	NY Rangers	W	4-2
1958	NY Rangers	W	3-0
1957	NY Rangers	L	2-3
1956	Chicago	W	3-1
1955	Chicago	L	2-3
1954	Toronto	W	2-1
1953	NY Rangers	W	4-1
1952	NY Rangers	W	5-3
1951	Boston	W	1-0
1950	NY Rangers	W	3-2
1949	Boston	W	2-1
1948	Chicago	W	3-1
1947	Chicago	W	4-2
1946	Toronto	T	3-3
1945	Boston	W	7-0
1944	Boston	W	7-1
1943	NY Rangers	W	8-3
1942	Boston	W	3-0
1941	NY Americans	T	3-3
1940	NY Americans	W	4-2
1939	NY Rangers	T	1-1 OT
1938	Boston	L	1-4
1937	NY Rangers	L	0-3
1936	NY Rangers	W	5-2
1935	NY Rangers	T	1-1 OT
1934	Boston	L	2-4
1933	NY Americans	W	5-2
1932	Chicago	W	3-1
1931	NY Americans	L	2-5
1930	NY Rangers	W	1-0
1929	Boston	L	2-5
1928	NY Rangers	L	0-2
1927	Ottawa	L	1-2

### WINDSOR ARENA

1926	Boston	L	0-2
------	--------	---	-----

**OVERALL RECORD: 50-31-9-0**





# RED WINGS HOLIDAY RECORDS

## HALLOWEEN

2015	@Ottawa	W	5-3	1976	@NY Rangers	W	6-5
2014	Los Angeles	W	5-2	1971	Pittsburgh	W	3-1
2009	@Calgary	W	3-1	1969	Oakland	W	3-1
2001	@Dallas	W	4-3	1968	Boston	W	7-5
2000	@Washington	L	2-6	1965	Montreal	T	2-2
1998	@Dallas	L	2-3	1963	NY Rangers	W	4-1
1997	Los Angeles	L	1-5	1959	@Montreal	T	2-2
1992	@Toronto	L	1-3	1953	Boston	L	1-3
1987	@St. Louis	T	3-3	1948	Montreal	W	4-1
1985	@New Jersey	T	2-2	1943	NY Rangers	W	8-3
1981	@Minnesota	L	4-5				
1979	Minnesota	L	3-5				

**OVERALL RECORD: 11-7-4-0**

## NEW YEAR'S EVE

2015	Pittsburgh	L	2-5	1975	Washington	W	4-0
2014	New Jersey	W	3-1	1974	California	W	4-3
2011	St. Louis	W	3-0	1973	Buffalo	L	5-6
2010	NY Islanders	L	3-4 OT	1972	Minnesota	T	4-4
2009	Colorado	W	4-2	1971	California	W	6-3
2007	St. Louis	L	0-2	1970	Chicago	L	3-8
2006	Los Angeles	W	6-2	1969	Boston	W	5-1
2005	Columbus	W	5-2	1968	Minnesota	W	6-3
2003	Atlanta	W	6-5 OT	1967	Boston	W	6-4
2002	St. Louis	W	5-1	1966	Boston	W	3-1
2001	Minnesota	W	4-2	1965	Chicago	L	1-4
2000	Los Angeles	W	2-1	1964	Chicago	T	1-1
1999	Chicago	T	4-4	1963	Toronto	L	4-5
1998	Toronto	L	2-4	1962	NY Rangers	T	1-1
1997	St. Louis	W	5-2	1961	Toronto	W	4-2
1995	Hartford	W	3-2	1960	Chicago	L	0-3
1993	Los Angeles	T	4-4	1959	Toronto	L	2-4
1992	Ottawa	W	5-4 OT	1958	Chicago	L	2-4
1991	Boston	L	3-5	1957	Chicago	W	3-2
1990	Chicago	L	0-4	1956	@NY Rangers	W	1-0
1989	New Jersey	W	6-4	1955	Toronto	T	2-2
1988	Hartford	L	2-3	1953	Montreal	T	2-2
1987	St. Louis	W	7-2	1952	Montreal	L	0-2
1986	Calgary	W	6-4	1951	Montreal	L	3-5
1985	NY Islanders	L	4-5 OT	1950	Toronto	L	2-4
1984	Pittsburgh	T	4-4	1949	@Toronto	W	5-1
1983	Chicago	W	4-3	1947	Chicago	W	4-0
1982	Chicago	W	4-1	1946	@NY Rangers	W	5-4
1981	Toronto	L	2-5	1944	Chicago	W	6-2
1980	Pittsburgh	W	3-1	1942	@NY Rangers	W	2-0
1979	Colorado	L	3-5	1939	Toronto	L	2-3
1978	Pittsburgh	L	4-5	1936	NY Americans	W	4-2
1977	Boston	L	0-7	1927	@Ottawa	L	2-6
1976	Cleveland	W	4-2				

**OVERALL RECORD: 35-24-8-1**



# RED WINGS HOLIDAY RECORDS

## VALENTINE'S DAY

2016	Boston	W	6-5	1967	@Boston	L	3-6
2015	Winnipeg	L	4-5 SO	1965	NY Rangers	W	6-2
2012	Dallas	W	3-1	1960	Toronto	L	1-3
2007	@Dallas	W	3-1	1957	NY Rangers	W	3-2
2004	Colorado	L	2-5	1956	NY Rangers	W	5-3
2001	Carolina	W	4-3 OT	1954	Chicago	W	5-0
2000	@Phoenix	W	3-1	1952	@Chicago	W	3-2
1997	@Dallas	L	3-4	1945	NY Rangers	W	4-2
1993	@Chicago	W	5-3	1943	Montreal	W	2-1
1990	Los Angeles	W	6-5	1942	@Toronto	L	2-4
1987	New Jersey	W	5-1	1941	Chicago	W	2-1
1986	NY Rangers	L	5-7	1939	@Boston	L	1-2
1985	Minnesota	T	5-5	1937	Toronto	T	3-3
1981	Philadelphia	L	1-3	1935	Chicago	L	0-3
1979	Los Angeles	L	2-3	1933	@Montreal	L	2-6
1976	@Minnesota	W	3-2	1932	Chicago	L	1-3
1975	@Vancouver	L	4-5	1931	@Toronto	T	1-1
1973	@Los Angeles	T	2-2	1929	@NY Americans	T	1-1
1971	Los Angeles	W	4-0				
1970	@Montreal	W	5-2				

**OVERALL RECORD: 19-13-5-1**

## ST. PATRICK'S DAY

2016	@Columbus	W	3-1	1970	Los Angeles	W	3-2
2012	@San Jose	L	2-3 OT	1968	@Minnesota	L	1-5
2011	@Columbus	W	2-0	1966	Boston	W	4-2
2009	Philadelphia	W	3-2	1963	Chicago	W	4-2
2007	@Vancouver	L	1-4	1959	Chicago	W	2-0
2002	@NY Rangers	W	5-3	1957	Montreal	W	2-1
2001	@Colorado	L	3-5	1955*	@Montreal	W	4-1
1999	Phoenix	L	3-4	1951	Chicago	W	8-2
1998	Edmonton	W	4-3	1948	@Boston	T	0-0
1996	Calgary	W	4-2	1946	Toronto	L	7-11
1995	Vancouver	W	3-1	1945	@Toronto	W	4-3
1994	NY Islanders	L	1-3	1940	@Chicago	L	1-3
1992	@San Jose	W	5-4	1938	Toronto	L	2-7
1990	@St. Louis	W	4-3	1932	Montreal	W	6-2
1987	Boston	W	3-1	1931	@Boston	L	2-4
1984	Minnesota	L	3-4	1927	NY Rangers	L	0-2
1981	Quebec	L	3-4				
1979	@St. Louis	W	3-1				
1977	@Los Angeles	L	2-3				

**OVERALL RECORD: 20-14-1-1**

\*forfeited to Detroit at the end of the first period

## EASTER

2015	Washington	L	1-2	1970	Boston	T	2-2
2014	@Boston	L	1-4	1967	Chicago	W	4-2
2013	Chicago	L	1-7	1966	@Chicago	W	7-0*
2010	@Philadelphia	L	3-4	1964	@Chicago	W	5-4*
2009	@Chicago	L	0-3	1963	Toronto	W	3-2*
2004	@Nashville	L	1-3	1955	Montreal	W	5-1*
2001	@Los Angeles	L	1-2*	1953	@Boston	L	2-4*
1999	@Dallas	W	3-0	1952	Montreal	W	3-0*
1996	@Chicago	W	4-1	1951	Montreal	W	5-0
1995	@St. Louis	L	5-6	1950	Toronto	W	1-0*
1994	St. Louis	T	3-3	1948	@NY Rangers	L	2-3*
1991	@Chicago	L	1-5	1945	@Boston	L	3-5*
1985	@St. Louis	L	5-6	1940	NY Rangers	W	3-1*
1983	Winnipeg	L	3-8	1932	Montreal Maroons	T	1-1*
1980	@Hartford	L	3-5				
1978	@Washington	W	4-1				
1975	@Washington	W	8-5				
1972	@Chicago	L	1-6				

**OVERALL RECORD: 13-16-3-0**

\*Denotes Playoff game



# ALL-TIME COACHING RECORDS

COACH	YEARS	GAMES	WINS	LOSSES	TIES	OT/SO LOSSES
Art Duncan	1926-27	33	10	21	2	--
Duke Keats	1926-27	11	2	7	2	--
Jack Adams	1927-47	964	413	390	161	--
Tommy Ivan	1947-54	470	262	118	90	--
Jimmy Skinner	1954-58	247	123	78	46	--
Sid Abel	1957-68; 69-70	811	340	339	132	--
Bill Gadsby	1968-70	78	35	31	12	--
Ned Harkness	1970-71	38	12	22	4	--
Doug Barkley	1970-72; 75-76	77	20	46	11	--
Johnny Wilson	1971-73	145	67	56	22	--
Ted Garvin	1973-74	11	2	8	1	--
Alex Delvecchio	1973-75; 75-76	155	53	81	21	--
Billy Dea	1975-77; 81-82	100	32	57	11	--
Larry Wilson	1976-77	36	3	29	4	--
Bobby Kromm	1977-80	231	79	111	41	--
Marcel Pronovost	1979-80	9	2	7	0	--
Ted Lindsay	1980-81	20	3	14	3	--
Wayne Maxner	1980-82	129	34	68	27	--
Nick Polano	1982-85	240	79	127	34	--
Harry Neale	1985-86	35	8	23	4	--
Brad Park	1985-86	45	9	34	2	--
Jacques Demers	1986-90	320	137	136	47	--
Bryan Murray	1990-93	244	124	91	29	--
Scotty Bowman	1993-02	701	410	195	88	10
Dave Lewis	2002-04	164	96	41	21	6
Mike Babcock	2005-15	786	458	273	--	105
Jeff Blashill	2015-present	164	74	66	--	24
FRANCHISE TOTALS		6,270	2,891	2,419	815	145

## COACHING NOTES

**1926-27:** Duncan (first 33 games) and Keats (final 11 games); Duncan remained general manager/player...**1957-58:** Skinner (first 38 games) and Abel (final 32 games)...**1969-70:** Gadsby (first 2 games) and Abel (final 74 games)...**1970-71:** Harkness (first 38 games) and Barkley (final 40 games)...**1971-72:** Barkley (first 11 games) and J. Wilson (final 67 games)...**1973-74:** Garvin (first 11 games) and Delvecchio (final 67 games)...**1975-76:** Barkley (first 26 games), Delvecchio (9 games) and Dea (45 games) -- Delvecchio was the official head coach, but Dea worked behind the bench until L. Wilson was hired...**1976-77:** Dea (first 44 games) and L. Wilson (final 36 games)...**1979-80:** Kromm (first 71 games) and Pronovost (final 9 games) -- Lindsay was the official head coach, but Pronovost finished the season behind the bench...**1980-81:** Lindsay (first 20 games) and Maxner (final 60 games)...**1981-82:** Maxner (first 69 games) and Dea (final 11 games)...**1985-86:** Neale (first 35 games) and Park (final 45 games)...**1998-99:** Associate coaches Dave Lewis and Barry Smith shared head coaching duties for the first five games (4-1-0) while Bowman recovered from surgery.



# ALL-TIME GENERAL MANAGERS & CAPTAINS

## RED WINGS-ALL TIME GENERAL MANAGERS

Art Duncan	1926-27
Jack Adams	1927-28 to 1962-63
Sid Abel	1963-63 to 1970-71 (first 38 games)
Ned Harkness	1970-71 (final 40 games) to 1973-74
Alex Delvecchio	1974-75 to 1976-77 (first 70 games)
Ted Lindsay	1976-77 (final 10 games) to 1979-80
Jimmy Skinner	1980-81 to 1981-82
Jim Devellano	1982-83 to 1989-90
Bryan Murray	1990-91 to 1993-94
Jim Devellano	1994-95 to 1996-97 (served as senior vice-president/hockey operations)
<b>KEN HOLLAND</b>	<b>1997-98 TO PRESENT</b>

## RED WINGS-ALL TIME TEAM CAPTAINS

1926-27	Art Duncan	1958-62	Gordie Howe (four seasons)
1927-30	Reg Noble (three seasons)	1962-73	Alex Delvecchio (11 seasons)
1930-31	George Hay	1973-74	Alex Delvecchio, Nick Libett, Red Berenson, Gary Bergman, Ted Harris, Mickey Redmond, Larry Johnston
1931-32	Carson Cooper		
1932-33	Larry Aurie		
1933-34	Herbie Lewis	1974-75	Marcel Dionne
1934-35	Ebbie Goodfellow	1975-76	Danny Grant, Terry Harper
1935-38	Doug Young (three seasons)	1976-77	Danny Grant, Dennis Polonich
1938-41	Ebbie Goodfellow (three seasons)	1977-78	Dan Maloney, Dennis Hextall
1941-42	Ebbie Goodfellow, Syd Howe	1978-79	Dennis Hextall, Nick Libett, Paul Woods
1942-43	Sid Abel (six seasons)	1979-80	Dale McCourt
1943-44	Mud Bruneteau, Bill Hollett	1980-81	Errol Thompson, Reed Larson
1944-45	Bill Hollett	1981-82	Reed Larson
1945-46	Bill Hollett, Sid Abel	1982-86	Danny Gare (four seasons)
1946-52	Sid Abel (six seasons)	1986-06	Steve Yzerman (19 seasons)
1952-56	Ted Lindsay (four seasons)	2006-12	Nicklas Lidstrom (six seasons)
1956-58	Red Kelly (two seasons)	<b>2012-pres.</b>	<b>HENRIK ZETTERBERG (FIVE SEASONS)</b>



# DETROIT RED WINGS TEAM RECORDS

## RED WINGS TEAM RECORDS - SEASON

**MOST POINTS:** 131 – 1995-96  
**FEWEST POINTS:** 28 – 1926-27  
**MOST WINS:** 62 – 1995-96  
**FEWEST WINS:** 12, twice – 1926-27, 1937-38  
**MOST DEFEATS:** 57 – 1985-86  
**FEWEST DEFEATS:** 11 – 1994-95  
**MOST TIES:** 18, three times – 1952-53, 1980-81, 1996-97  
**FEWEST TIES:** 4, three times – 1926-27, 1966-67, 1994-95  
**MOST WINS, HOME:** 36 – 1995-96  
**MOST DEFEATS, HOME:** 26 – 1985-86  
**MOST TIES, HOME:** 10 – 1952-53  
**MOST WINS, ROAD:** 31 – 2005-06  
**MOST DEFEATS, ROAD:** 33 – 1976-77  
**MOST GOALS FOR:** 369 – 1992-93  
**MOST GOALS AGAINST:** 415 – 1985-86  
**FEWEST GOALS FOR:** 72 – 1928-29  
**FEWEST GOALS AGAINST:** 63 – 1928-29  
**MOST POWER-PLAY GOALS FOR:** 113 – 1992-93  
**MOST POWER-PLAY GOALS AGAINST:** 111 – 1985-86  
**MOST SHORTHANDED GOALS FOR:** 22 – 1993-94  
**MOST SHORTHANDED GOALS AGAINST:** 15 – 1984-85  
**MOST PENALTY MINUTES:** 2393 – 1985-86  
**MOST SHUTOUTS:** 13 – 1953-54  
**FEWEST SHUTOUTS:** 0, three times – 1980-81, 1981-82, 1984-85  
**MOST PLAYERS:** 45 – 1990-91  
**LONGEST UNBEATEN STREAK:** 15 games (8-0-7) – 11/27/52-12/28/52  
**LONGEST WINNING STREAK:** 9 games (seven times) – 3/3/51-3/21/51; 2/27/55-3/20/55; 12/12/95-12/31/95; 3/3/96-3/22/96; 10/13/05-11/1/05; 10/25/06-11/14/06; 10/18/07-11/9/07  
**LONGEST UNBEATEN STREAK, HOME:** 23 games (23-0-0) – 11/4/11-2/19/12  
**LONGEST WINNING STREAK, HOME:** 23 games – 11/4/11-2/19/12  
**LONGEST UNBEATEN STREAK, ROAD:** 15 games (10-0-5) – 10/18/51-12/20/51  
**LONGEST WINNING STREAK, ROAD:** 12 games – 3/1/06-4/15/06  
**LONGEST UNBEATEN STREAK, START OF SEASON:** 10 games (8-0-2) – 10/11/62-11/4/62  
**LONGEST WINNING STREAK, START OF SEASON:** 6 games – 10/7/72-10/22/72  
**LONGEST HOME UNBEATEN STREAK, START OF SEASON:** 17 games (13-0-4) – 10/11/56-11/4/62  
**LONGEST HOME WINNING STREAK, START OF SEASON:** 7 games – 10/6/05-11/6/05  
**LONGEST ROAD UNBEATEN STREAK, START OF SEASON:** 15 games (11-0-4) – 10/18/51-12/20/51  
**LONGEST ROAD WINNING STREAK, START OF SEASON:** 5 games – 10/11/08-10/27/08  
**LONGEST WINLESS STREAK:** 19 games (0-18-1) – 2/26/77-4/3/77  
**LONGEST LOSING STREAK:** 14 games – 2/24/82-3/25/82  
**LONGEST WINLESS STREAK, HOME:** 10 games (0-9-1) – 12/11/85-1/18/86  
**LONGEST LOSING STREAK, HOME:** 7 games – 2/20/82-3/25/82  
**LONGEST WINLESS STREAK, ROAD:** 26 games (0-23-3) – 12/15/76-4/3/77  
**LONGEST LOSING STREAK, ROAD:** 14 games – 10/19/66-12/21/66  
**LONGEST WINLESS STREAK, START OF SEASON:** 10 games (0-7-3) – 10/8/75-10/26/75  
**LONGEST LOSING STREAK, START OF SEASON:** 5 games – 10/10/80-10/18/80  
**LONGEST HOME WINLESS STREAK, START OF SEASON:** 5 games (twice) – 10/8/75-10/10/75 (0-2-3); 10/10/85-10/23/85 (0-1-4)  
**LONGEST HOME LOSING STREAK, START OF SEASON:** 3 games (four times) – 11/14/29-11/26/29; 11/6/38-11/13/38; 10/10/57-10/17/57; 10/6/82-10/20/82  
**LONGEST ROAD WINLESS STREAK, START OF SEASON:** 19 games (0-18-1) – 10/19/66-1/14/67  
**LONGEST ROAD LOSING STREAK, START OF SEASON:** 14 games – 10/19/66-12/21/66



# DETROIT RED WINGS TEAM RECORDS

## RED WINGS TEAM RECORDS - GAME

**MOST GOALS FOR:** 15 – 1/23/44 vs. NY Rangers (DET 15 - NYR 0)

**MOST GOALS AGAINST:** 13 – 1/2/71 at Toronto (TOR 13 - DET 0)

**MOST POINTS:** 37 – 1/23/44 vs. NY Rangers

**MOST GOALS, PERIOD:** 8 – 1/23/44 vs. NY Rangers

**MOST POINTS, PERIOD:** 22 – 1/23/44 vs. NY Rangers

**FASTEST GOAL, START OF GAME:** 0:06 – 1/28/73 at Montreal (Henry Boucha)

**FASTEST TWO GOALS, START OF GAME:** 0:37 – 12/4/87 vs. Chicago (Tim Higgins, Steve Yzerman)

**FASTEST TWO GOALS:** 0:05, twice – 3/20/10 at Vancouver (Todd Bertuzzi and Pavel Datsyuk); 11/24/07 vs. Columbus (Tomas Holmstrom and Pavel Datsyuk)

**FASTEST THREE GOALS:** 0:28 – 11/15/44 vs. Toronto (Hal Jackson, Steve Wochy, Don Grosso)

**FASTEST FOUR GOALS:** 1:55 – 12/28/99 at Buffalo (Igor Larionov, Nicklas Lidstrom, Aaron Ward, Pat Verbeek)

**FASTEST FIVE GOALS:** 4:54 – 11/25/87 vs. Winnipeg (Gerard Gallant, Adam Oates, Mel Bridgman, Jeff Sharples, Brent Ashton)

**MOST POWER-PLAY GOALS:** 6 – 11/5/42 vs. NY Rangers

**MOST POWER-PLAY GOALS, PERIOD:** 4, twice – 11/5/42 vs. NY Rangers

**MOST POWER-PLAY GOALS AGAINST:** 6 – 1/4/07 at San Jose

**MOST POWER-PLAY GOALS AGAINST, PERIOD:** 4 – 1/4/07 at San Jose (Mike Grier [2], Patrick Marleau, Ryane Clowe)

**MOST SHORTHANDED GOALS:** 3, four times – 3/22/96 vs. Colorado (Steve Yzerman, Keith Primeau, Viacheslav Fetisov); 2/11/94 vs. Philadelphia (Sergei Fedorov, Vyacheslav Kozlov, Steve Yzerman); 4/14/92 vs. Minnesota (Steve Yzerman [2], Sergei Fedorov); 1/9/90 vs. Minnesota (Shawn Burr [2], Steve Yzerman)

**MOST SHORTHANDED GOALS, PERIOD:** 2, several times – Last four times: 11/27/06 vs. Dallas (Kris Draper, Mathieu Schneider); 10/13/05 at Los Angeles (Kirk Maltby, Jiri Fischer); 12/17/99 vs. Colorado (Brendan Shanahan, Doug Brown); 3/22/96 vs. Colorado (Keith Primeau, Viacheslav Fetisov)

**MOST SHORTHANDED GOALS AGAINST:** 3 – 11/17/07 vs. Chicago (Rene Bourque [2], Patrick Sharp)

**MOST SHORTHANDED GOALS AGAINST, PERIOD:** 2, several times – Last time: 10/15/07 at Anaheim (Samuel Pahlsson, Sean O'Donnell)

## ACTIVE PLAYERS IN CAPITALS





# DETROIT RED WINGS INDIVIDUAL RECORDS

## RED WINGS INDIVIDUAL RECORDS - CAREER

**MOST GAMES PLAYED:** 1687 – Gordie Howe  
**MOST GAMES PLAYED, GOALIE:** 734 – Terry Sawchuk  
**MOST CONSECUTIVE GAMES:** 548 – Alex Delvecchio  
**MOST GOALS:** 786 – Gordie Howe  
**MOST ASSISTS:** 1063 – Steve Yzerman  
**MOST POINTS:** 1809 – Gordie Howe  
**MOST PENALTY MINUTES:** 2090 – Bob Probert  
**MOST SHUTOUTS:** 85 – Terry Sawchuk  
**MOST POWER-PLAY GOALS:** 211 – Gordie Howe  
**MOST GOALS, DEFENSEMAN:** 264 – Nicklas Lidstrom  
**MOST POWER-PLAY GOALS, DEFENSEMAN:** 127 – Nicklas Lidstrom  
**MOST SEASONS LEADING TEAM IN POWER-PLAY GOALS:** 13 – Gordie Howe  
**MOST SHORTHANDED GOALS:** 50 – Steve Yzerman  
**MOST GAMES WITH 3-OR-MORE GOALS:** 18 – Gordie Howe, Steve Yzerman  
**MOST SEASONS LEADING TEAM IN GAME-WINNING GOALS:** 12 – Gordie Howe  
**MOST ASSISTS, GOALIE:** 15 – Tim Cheveldae, Chris Osgood, Greg Stefan

## RED WINGS INDIVIDUAL RECORDS - SEASON

**MOST GOALS:** 65 – Steve Yzerman, 1988-89  
**MOST ASSISTS:** 90 – Steve Yzerman, 1988-89  
**MOST POINTS:** 155 – Steve Yzerman, 1988-89  
**MOST GOALS, LINE:** 140, 1988-89 – Steve Yzerman (65), Gerard Gallant (39), Paul MacLean (36)  
**MOST POINTS, LINE:** 319, 1988-89 – Steve Yzerman (155), Gerard Gallant (93), Paul MacLean (71)  
**MOST GOALS, CENTER:** 65 – Steve Yzerman, 1988-89  
**MOST GOALS, RIGHT WING:** 52 – Ray Sheppard, 1993-94; Mickey Redmond, 1972-73  
**MOST GOALS, LEFT WING:** 55 – John Ogradnick, 1984-85  
**MOST GOALS, DEFENSEMAN:** 27 – Reed Larson, 1980-81  
**MOST GOALS, ROOKIE:** 39 – Steve Yzerman, 1983-84  
**MOST GOALS, ROOKIE DEFENSEMAN:** 19 – Reed Larson, 1977-78  
**MOST ASSISTS, CENTER:** 90 – Steve Yzerman, 1988-89  
**MOST ASSISTS, RIGHT WING:** 59 – Gordie Howe, 1968-69  
**MOST ASSISTS, LEFT WING:** 55, twice – Ted Lindsay, 1949-50; 1956-57  
**MOST ASSISTS, DEFENSEMAN:** 64 – Nicklas Lidstrom, 2005-06  
**MOST ASSISTS, GOALTENDER:** 5 – Tim Cheveldae, 1990-91  
**MOST ASSISTS, ROOKIE:** 49, twice – Nicklas Lidstrom, 1991-92; Marcel Dionne, 1971-72  
**MOST ASSISTS, ROOKIE DEFENSEMAN:** 49 – Nicklas Lidstrom, 1991-92  
**MOST POINTS, CENTER:** 155 – Steve Yzerman, 1988-89  
**MOST POINTS, RIGHT WING:** 103 – Gordie Howe, 1968-69  
**MOST POINTS, LEFT WING:** 105 – John Ogradnick, 1984-85  
**MOST POINTS, DEFENSEMAN:** 80 – Nicklas Lidstrom, 2005-06  
**MOST POINTS, ROOKIE:** 87 – Steve Yzerman, 1983-84  
**MOST POINTS, ROOKIE DEFENSEMAN:** 60, twice – Nicklas Lidstrom, 1991-92; Reed Larson, 1977-78  
**MOST POWER-PLAY GOALS:** 21, twice – Dino Ciccarelli, 1992-93; Mickey Redmond, 1973-74  
**MOST POWER-PLAY GOALS, DEFENSEMAN:** 11, twice – Mathieu Schneider, 2005-06; Reed Larson, 1985-86  
**MOST POWER-PLAY GOALS, ROOKIE:** 13 – Steve Yzerman, 1983-84  
**MOST GAME-WINNING GOALS:** 11, twice – Sergei Fedorov, 1995-96; 2002-03  
**MOST GAME-WINNING GOALS, DEFENSEMAN:** 5, twice – Reed Larson, 1983-84; Red Kelly, 1949-50  
**MOST GAME-WINNING GOALS, ROOKIE:** 6 – Alex Delvecchio, 1951-52  
**LONGEST GOAL STREAK:** 9 games, twice – Steve Yzerman, 14 goals from 1/29/92-2/12/92; 12 goals from 11/18/88-12/5/88;  
**LONGEST GOAL STREAK, START OF SEASON:** 6 games – Steve Yzerman, 6 goals from 10/6/88-10/18/88



# DETROIT RED WINGS INDIVIDUAL RECORDS

**LONGEST POINT STREAK:** 28 games – Steve Yzerman, 65 points from 11/1/88-1/4/89  
**LONGEST POINT STREAK, START OF SEASON:** 17 games – HENRIK ZETTERBERG, 27 points from 10/3/07-11/11/07  
**MOST SHOTS ON GOAL:** 388 – Steve Yzerman, 1988-89  
**MOST PENALTY MINUTES:** 398 – Bob Probert, 1987-88  
**MOST GAMES PLAYED, GOALIE:** 72 – Tim Cheveldae, 1991-92  
**MOST MINUTES PLAYED, GOALIE:** 4236 – Tim Cheveldae, 1991-92  
**MOST WINS, GOALIE:** 44, twice – Terry Sawchuk, 1950-51; 1951-52  
**LONGEST WINNING STREAK, GOALIE:** 13 – Chris Osgood, 1/30/96-3/20/96  
**LONGEST UNBEATEN STREAK, GOALIE:** 21 – Chris Osgood, 19-0-2 from 1/10/96-3/27/96  
**BEST GOALS-AGAINST AVERAGE:** 1.43 – Dolly Dolson, 1928-29  
**MOST SHUTOUTS:** 12, four times – Glenn Hall, 1955-56; Terry Sawchuk, 1951-52; 1953-54; 1954-55  
**MOST CONSECUTIVE SHUTOUTS:** 3, three times – Jim Rutherford, 12/31/75-1/8/76; Glenn Hall, 12/11/55-12/18/55; Terry Sawchuk, 11/7/54-11/13/54  
**LONGEST SHUTOUT STREAK:** 234:04 – Terry Sawchuk, 11/6/54-11/14/54  
**MOST GAMES PLAYED, ROOKIE GOALIE:** 70, three times – Roger Crozier, 1964-65; Glenn Hall, 1955-56; Terry Sawchuk, 1950-51  
**MOST WINS, ROOKIE GOALIE:** 44 – Terry Sawchuk, 1950-51  
**MOST MINUTES PLAYED, ROOKIE GOALIE:** 4200 – Terry Sawchuk, 1950-51  
**BEST GOALS-AGAINST AVERAGE, ROOKIE GOALIE:** 1.43 – Dolly Dolson, 1928-29  
**MOST SHUTOUTS, ROOKIE GOALIE:** 11 – Terry Sawchuk, 1950-51

## RED WINGS INDIVIDUAL RECORDS - GAME

**MOST GOALS:** 6 – Syd Howe, 2/3/44 vs. NY Rangers  
**# MOST ASSISTS:** 7 – Billy Taylor, 3/16/47 at Chicago  
**MOST POINTS:** 7, three times – Billy Taylor, 3/16/47 at Chicago (0-7-7); Don Grosso, 2/3/44 at NY Rangers (1-6-7); Carl Liscombe, 11/5/42 vs. NY Rangers (3-4-7)  
**MOST GOALS, PERIOD:** 3, several times – Last time: HENRIK ZETTERBERG, 1/18/15 vs. Buffalo  
**MOST POWER-PLAY GOALS:** 3, four times – Tomas Holmstrom, 2/24/07 at Nashville; HENRIK ZETTERBERG, 2/17/07 at Phoenix; Jimmy Carson, 12/27/89 at Toronto; Ted Lindsay, 3/20/55 vs. Montreal  
**MOST POWER-PLAY GOALS, PERIOD:** 3 – Jimmy Carson, 12/27/89 at Toronto  
**MOST SHORTHANDED GOALS:** 2, six times – DARREN HELM, 12/31/09 vs. Colorado; Kirk Maltby, 10/10/02 at San Jose; Brendan Shanahan, 10/4/01 at San Jose; Steve Yzerman, 4/8/93 at Tampa Bay; 4/14/92 at Minnesota; Shawn Burr, 1/9/90 vs. Minnesota  
**MOST SHORTHANDED GOALS, PERIOD:** 2 – Shawn Burr, 1/9/90 vs. Minnesota  
**MOST ASSISTS, PERIOD:** 4 – Joe Carveth, 1/23/44 vs. NY Rangers  
**MOST POINTS, PERIOD:** 4, several times – Last five times: HENRIK ZETTERBERG, 11/14/09 vs. Anaheim; Doug Brown, 12/19/97 vs. New Jersey; Sergei Fedorov, 1/21/92 vs. Philadelphia; Steve Yzerman, 11/17/90 vs. Toronto; John Ogradnick, 12/4/84 vs. Toronto  
**MOST PENALTY MINUTES:** 42 – Joe Kocur, 11/2/85 vs. St. Louis  
**MOST PENALTY MINUTES, PERIOD:** 37 – Joe Kocur, 11/2/85 vs. St. Louis, 2nd  
**MOST PENALTIES:** 8, twice – Bob Probert, 12/23/87 vs. Buffalo; 3/24/76 vs. Washington  
**MOST PENALTIES, PERIOD:** 6 – Joe Kocur, 11/2/85 vs. St. Louis, 2nd

#-Shares NHL record

## ACTIVE PLAYERS IN CAPITALS



# DETROIT RED WINGS SCORING LEADERS

## INDIVIDUAL RECORDS - MINIMUM 100 POINTS

RANK	PLAYER	YEARS	GP	G	A	PTS
1.	Gordie Howe	25	1687	786	1023	1809
2.	Steve Yzerman	22	1514	692	1063	1755
3.	Alex Delvecchio	24	1550	456	825	1281
4.	Nicklas Lidstrom	20	1564	264	878	1142
5.	Sergei Fedorov	13	908	400	554	954
6.	Pavel Datsyuk	14	953	314	604	918
7.	<b>HENRIK ZETTERBERG</b>	<b>14</b>	<b>1000</b>	<b>326</b>	<b>578</b>	<b>904</b>
8.	Norm Ullman	13	875	324	434	758
9.	Ted Lindsay	14	862	335	393	728
10.	Brendan Shanahan	9	716	309	324	633
11.	Reed Larson	10	708	188	382	570
12.	John Ogradnick	9	558	265	281	546
13.	Tomas Holmstrom	15	1026	243	287	530
14.	Red Kelly	13	846	162	310	472
15.	Nick Libett	12	861	217	250	467
	Gerard Gallant	9	563	207	260	467
17.	Sid Abel	12	570	183	280	463
18.	Syd Howe	12	515	188	248	436
19.	Vyacheslav Kozlov	10	607	202	213	415
20.	Igor Larionov	8	539	89	308	397
21.	<b>NIKLAS KRONWALL</b>	<b>13</b>	<b>795</b>	<b>76</b>	<b>302</b>	<b>378</b>
22.	<b>JOHAN FRANZEN</b>	<b>12</b>	<b>602</b>	<b>187</b>	<b>183</b>	<b>370</b>
23.	Marcel Dionne	4	309	139	227	366
24.	Shawn Burr	11	659	148	214	362
25.	Kris Draper	17	1137	158	203	361
26.	Dale McCourt	5	341	134	203	337
27.	Bruce MacGregor	11	675	151	184	335
28.	Ebbie Goodfellow	14	557	135	191	326
29.	Mickey Redmond	6	317	177	132	309
30.	Herbie Lewis	11	484	147	161	308
31.	Gary Bergman	11	706	60	243	303
32.	Marcel Pronovost	15	983	80	217	297
33.	Mud Bruneteau	11	410	141	138	280
34.	Carl Liscombe	9	380	137	140	277
35.	Larry Aurie	12	489	147	128	275
	Dan Cleary	10	609	124	151	275
	Darren McCarthy	13	659	120	155	275
38.	Steve Chiasson	8	471	67	200	267
39.	Ray Sheppard	5	274	152	113	265
40.	Bob Probert	9	474	114	145	259
41.	Walt McKechnie	5	321	89	167	256
42.	Marty Pavelich	10	634	93	159	252
43.	Valtteri Filppula	8	483	100	151	251
44.	Vaclav Nedomansky	5	364	108	139	247
45.	Dino Ciccarelli	4	254	107	133	240

### ACTIVE PLAYERS IN BOLD CAPITALS



# DETROIT RED WINGS SCORING LEADERS

RANK	PLAYER	YEARS	GP	G	A	PTS
46.	Paul Coffey	4	231	46	193	239
47.	Joe Carveth	8	322	104	130	234
48.	Martin Lapointe	10	552	108	122	230
	Keith Primeau	6	363	97	133	230
50.	Petr Klima	6	306	130	93	223
51.	Kirk Maltby	14	908	107	115	222
52.	Ron Duguay	3	227	90	127	217
53.	Parker MacDonald	7	361	94	122	216
54.	Floyd Smith	6	347	93	122	215
	Earl Dutch Reibel	5	306	74	141	215
56.	Metro Prystai	8	433	91	123	214
	Jiri Hudler	5	409	87	127	214
58.	Willie Huber	5	372	68	140	208
59.	Brett Hull	3	245	92	115	207
<b>60.</b>	<b>GUSTAV NYQUIST</b>	<b>6</b>	<b>337</b>	<b>88</b>	<b>118</b>	<b>206</b>
61.	Brian Rafalski	4	292	35	168	204
62.	Jimmy Carson	4	240	100	102	202
63.	Red Berenson	5	283	73	128	201
64.	Dave Barr	5	293	82	118	200
65.	Adam Oates	4	246	54	145	199
66.	Kelly Kisio	4	236	68	129	197
67.	Frank Mahovlich	4	198	108	88	196
	Paul Woods	7	501	72	124	196
<b>69.</b>	<b>JUSTIN ABDELKADER</b>	<b>10</b>	<b>544</b>	<b>87</b>	<b>108</b>	<b>195</b>
<b>70.</b>	<b>TOMAS TATAR</b>	<b>6</b>	<b>345</b>	<b>99</b>	<b>95</b>	<b>194</b>
71.	John Sorell	8	347	96	87	183
72.	Danny Gare	5	306	86	95	181
73.	Johnny Wilson	8	379	79	100	179
	<b>DARREN HELM</b>	<b>10</b>	<b>493</b>	<b>80</b>	<b>99</b>	<b>179</b>
75.	Vladimir Konstantinov	6	446	47	128	175
76.	Doug Brown	7	427	74	97	171
	Larry Murphy	5	312	35	136	171
78.	Paul Ysebaert	3	210	84	86	170
	Don Grosso	7	234	71	99	170
80.	Mathieu Schneider	4	231	48	116	164
81.	Mikael Samuelsson	6	308	68	95	163
	Ivan Boldirev	3	183	67	95	162
83.	Mike Foligno	3	186	77	83	160
84.	Marty Barry	4	192	60	94	154
85.	Garry Unger	4	216	84	68	152
	Chris Chelios	9	550	21	131	152
87.	Todd Bertuzzi	6	308	61	89	150
88.	Dean Prentice	4	230	60	89	149
	Mathieu Dandenault	9	616	48	101	149
90.	Paul Henderson	6	269	67	79	146

ACTIVE PLAYERS IN BOLD CAPITALS



# DETROIT RED WINGS SCORING LEADERS

## INDIVIDUAL RECORDS - MINIMUM 100 POINTS

RANK	PLAYER	YEARS	GP	G	A	PTS
91.	Bill Hogaboam	6	221	61	84	145
92.	Jim McFadden	4	253	64	78	142
93.	Dennis Polonich	8	390	59	82	141
94.	Guy Charron	5	265	61	78	139
95.	Dan Maloney	3	177	56	81	137
96.	Vic Stasiuk	8	329	52	84	136
97.	Errol Thompson	4	200	76	58	134
	Eddie Wares	6	218	50	84	134
99.	Joe Kocur	10	535	66	66	132
	Lee Norwood	5	259	36	96	132
101.	Jason Williams	7	247	55	76	131
	Bill Collins	4	239	54	77	131
103.	Bill Quackenbush	7	314	40	90	130
104.	Greg Smith	5	352	24	105	129
105.	John Chabot	4	226	29	99	128
106.	Danny Grant	4	174	64	62	126
107.	Bill Lochead	5	296	65	60	125
108.	Yves Racine	4	231	22	102	124
109.	Glen Skov	6	301	62	61	123
	Andre St. Laurent	3	172	50	73	123
111.	Dennis Hextall	4	193	39	82	121
112.	Tim Ecclestone	4	191	40	80	120
113.	Robert Lang	3	159	40	79	119
114.	Carson Cooper	5	223	68	48	116
115.	Pete Stemkowski	4	170	51	63	114
116.	George Hay	6	206	60	52	112
	Bill Gadsby	5	323	18	94	112
118.	Michel Bergeron	4	174	64	46	110
	Dwight Foster	4	215	48	62	110
	Mark Osborne	2	160	45	65	110
121.	Jack Stewart	10	502	30	78	108
122.	Gerry Couture	7	265	61	46	107
	Drew Miller	8	504	56	51	107
	<b>JONATHAN ERICSSON</b>	<b>10</b>	<b>529</b>	<b>21</b>	<b>86</b>	<b>107</b>
125.	Dan Labraaten	3	198	52	54	106
126.	Mike Blaisdell	3	192	44	61	105
127.	Doug Barkley	4	247	24	80	104
128.	Darren Veitch	3	153	20	83	103
	Bob Goldham	6	406	11	92	103
130.	Adam Brown	5	149	58	44	102
131.	Brad Park	2	147	18	83	101
132.	Tony Leswick	5	302	41	59	100
	Warren Godfrey	12	528	23	77	100

ACTIVE PLAYERS IN BOLD CAPITALS



# DETROIT RED WINGS ALL-TIME SEASON LEADERS

Season	GOALS		ASSISTS		POINTS			PENALTIES		
	Player	Total	Player	Total	Player	G	A	TP	Player	TPM
1926-27	Sheppard	14	Sheppard	8	Sheppard	14	8	22	Sheppard	60
1927-28	Hay	22	Hay	13	Hay	22	13	35	Traub	92
1928-29	Cooper	18	Cooper	9	Cooper	18	9	27	Brydge	67
1929-30	Lewis	19	Cooper	18	Cooper	18	18	36	Rockburn	101
1930-31	Goodfellow	25	Goodfellow	23	Goodfellow	25	23	48	Rockburn	124*
1931-32	Goodfellow	14	Goodfellow	16	Goodfellow	14	16	30	Noble	74
1932-33	Lewis	20	Voss	15	Lewis	20	14	34	Emms	78
1933-34	Sorrell	21	Aurie	19	Aurie	16	19	35	Emms	51
1934-35	S. Howe	22	Aurie	29	S. Howe	22	25	47	Goodfellow	44
1935-36	Barry	21	Lewis	23	Barry	21	19	40	Goodfellow	69
1936-37	Aurie	23*	Barry	27	Barry	17	27	44	Goodfellow	43
1937-38	Liscombe	14	Barry	20	Lewis	13	18	31	Barry	34
1938-39	S. Howe	16	Barry	28	Barry	13	28	41	Conacher	39
1939-40	S. Howe	14	S. Howe	23	S. Howe	14	23	37	Orlando	54
1940-41	S. Howe	20	S. Howe	24	S. Howe	20	24	44	Orlando	99*
1941-42	Grosso	23	Abel	31	Grosso	23	30	53	Orlando	141*
1942-43	Bruneteau	23	S. Howe	35	S. Howe	20	35	55	Orlando	109*
1943-44	Liscombe	36	Liscombe	37	Liscombe	36	37	73	Jackson	76
1944-45	Carveth	26	S. Howe	36	Carveth	26	28	54	Jackson	45
1945-46	Brown	20	Carveth	18	Carveth	17	18	35	Stewart	73*
			Armstrong	18						
1946-47	Conacher	30	Taylor	46*	Taylor	17	46	63	Stewart	83
1947-48	Lindsay	33*	Abel	30	Lindsay	33	19	52	Lindsay	95
1948-49	Abel	28*	Lindsay	28	Abel	28	26	54	Lindsay	97
					Lindsay	26	28	54		
1949-50	G. Howe	35	Lindsay	55*	Lindsay	23	55	78*	Lindsay	141
1950-51	G. Howe	43*	G. Howe	43*	G. Howe	43	43	86*	Lindsay	110
1951-52	G. Howe	47*	G. Howe/Lindsay	39*	G. Howe	47	39	86*	Lindsay	123
1952-53	G. Howe	49*	G. Howe	46*	G. Howe	49	46	95*	Lindsay	111
1953-54	G. Howe	33	G. Howe	48*	G. Howe	33	48	81*	Lindsay	112
1954-55	G. Howe	29	Reibel	41	Reibel	25	41	66	Leswick	137
1955-56	G. Howe	38	G. Howe	41	G. Howe	38	41	79	Lindsay	161
1956-57	G. Howe	44*	Lindsay	55*	G. Howe	44	45	89*	Lindsay	103
									Godfrey	103
1957-58	G. Howe	33	G. Howe	44	G. Howe	33	44	77	Kennedy	135
1958-59	G. Howe	32	G. Howe	46	G. Howe	32	46	78	Goegan	109
1959-60	G. Howe	28	G. Howe	45	G. Howe	28	45	73	Morrison	62
1960-61	Ullman	28	G. Howe	49	G. Howe	23	49	72	Young	108
1961-62	G. Howe	33	G. Howe	44	G. Howe	33	44	77	Gadsby	88
1962-63	G. Howe	38*	G. Howe	48	G. Howe	38	48	86*	Young	273*
1963-64	G. Howe	26	G. Howe	47	G. Howe	26	47	73	Barkley	115
1964-65	Ullman	42	G. Howe	47	Ullman	42	41	83	Lindsay	173
1965-66	Ullman	31	G. Howe	46	G. Howe	29	46	75	Watson	133
	Delvecchio	31								
1966-67	MacGregor	28	Ullman	44	Ullman	26	44	70	Bergman	129
1967-68	G. Howe	39	Delvecchio	48	G. Howe	39	43	82	Douglas	126
1968-69	F. Mahovlich	49	G. Howe	59	G. Howe	44	59	103	Baun	121
1969-70	Unger	42	Delvecchio	47	G. Howe	31	40	71	Bergman	122
1970-71	Webster	30	Webster	37	Webster	30	37	67	Bergman	151
1971-72	Redmond	42	Dionne	49	Dionne	28	49	77	Bergman	138





# DETROIT RED WINGS ALL-TIME SEASON LEADERS

	GOALS		ASSISTS		POINTS			PENALTIES		
Season	Player	Total	Player	Total	Player	G	A	TP	Player	TPM
1972-73	Redmond	52	Delvecchio	53	Redmond	52	41	93	Johnston	169
1973-74	Redmond	51	Dionne	54	Dionne	24	53	78	Johnston	139
1974-75	Grant	50	Dionne	74	Dionne	47	74	121	Watson	238
1975-76	Bergeron	32	McKechnie	56	McKechnie	26	56	82	Watson	322
1976-77	McKechnie	25	McKechnie	34	McKechnie	24	34	59	Polonich	274
1977-78	McCourt	33	Larson	41	McCourt	33	39	72	Polonich	254
1978-79	Nedomansky	38	Larson	49	Nedomansky	38	35	73	Polonich	208
1979-80	Foligno	36	McCourt	51	McCourt	30	51	81	Huber	164
1980-81	Ogrodnick	35	McCourt	56	McCourt	30	56	86	Korn	246
1981-82	Ogrodnick	28	Osborne	41	Osborne	26	41	67	Larson	112
1982-83	Ogrodnick	41	Larson	52	Ogrodnick	41	44	85	Gare	107
1983-84	Ogrodnick	42	Park	53	Yzerman	39	48	87	Paterson	148
1984-85	Ogrodnick	55	Yzerman	59	Ogrodnick	55	50	105	Gare	163
									Williams	163
1985-86	Ogrodnick	38	Kisio	48	Shedden	34	37	71	Kocur	377*
1986-87	Ashton	40	Yzerman	59	Yzerman	31	59	90	Kocur	276
1987-88	Yzerman	50	Yzerman	52	Yzerman	50	52	102	Probert	398*
1988-89	Yzerman	65	Yzerman	90	Yzerman	65	90	155	Gallant	230
1989-90	Yzerman	62	Yzerman	65	Yzerman	62	65	127	Kocur	268
1990-91	Yzerman	51	Yzerman	57	Yzerman	51	57	108	Probert	315
1991-92	Yzerman	45	Yzerman	58	Yzerman	45	58	103	Probert	276
1992-93	Yzerman	58	Yzerman	79	Yzerman	58	79	137	Probert	292
1993-94	Fedorov	56	Fedorov	64	Fedorov	56	64	120	Probert	275
1994-95	Sheppard	30	Coffey	44	Coffey	14	44	58	Grimson	147
1995-96	Fedorov	39	Fedorov	68	Fedorov	39	68	107	Primeau	168
1996-97	Shanahan	47	Yzerman	63	Shanahan	47	41	88	Lapointe	167
1997-98	Shanahan	28	Yzerman	45	Yzerman	24	45	69	McCarty	157
1998-99	Shanahan	31	Larionov	49	Yzerman	29	45	74	Lapointe	141
1999-00	Shanahan	41	Lidstrom	53	Yzerman	35	44	79	Lapointe	121
2000-01	Fedorov	32	Lidstrom	56	Shanahan	31	45	76	Lapointe	127
2001-02	Shanahan	37	Shanahan	38	Shanahan	37	38	75	Chelios	126
2002-03	Hull	37	Fedorov	47	Fedorov	36	47	83	McCarty	138
2003-04	Lang	30	Lang	49	Lang	30	49	79	Shanahan	117
	Datsyuk	30								
2004-05	---		---		---				---	
2005-06	Shanahan	40	Lidstrom	64	Datsyuk	28	59	87	Chelios	108
2006-07	Zetterberg	33	Datsyuk	60	Datsyuk	27	60	87	Lang	66
									Schneider	66
2007-08	Zetterberg	43	Datsyuk	66	Datsyuk	31	66	97	Downey	116
2008-09	Hossa	40	Datsyuk	65	Datsyuk	32	65	97	Lilja	66
2009-10	Datsyuk	27	Zetterberg	47	Datsyuk	27	43	70	Bertuzzi	80
					Zetterberg	23	47	70		
2010-11	Franzen	28	Zetterberg	56	Zetterberg	24	56	80	Ericsson	87
2011-12	Franzen	29	Datsyuk	48	Zetterberg	22	47	69	Bertuzzi	64
2012-13	Datsyuk	15	Zetterberg	37	Datsyuk	15	34	49	Tootoo	78
2013-14	Nyquist	28	Kronwall	41	Legwand	14	37	51	Quincey	88
2014-15	Tatar	29	Zetterberg	49	Zetterberg	17	49	66	Quincey	77
2015-16	Larkin	23	Zetterberg	37	Zetterberg	13	37	50	Abdelkader	120
2016-17	Tatar	25	Zetterberg	51	Zetterberg	17	51	68	Ericsson	63
									Ott	63

\*League leader



# DETROIT RED WINGS TOP SCORING SEASONS

## GOALS

Total	Player	Season
65	Steve Yzerman	88-89
62	Steve Yzerman	89-90
58	Steve Yzerman	92-93
56	Sergei Fedorov	93-94
55	John Ogradnick	84-85
52	Mickey Redmond	72-73
	Ray Sheppard	93-94
51	Mickey Redmond	73-74
	Steve Yzerman	90-91
50	Danny Grant	74-75
	Steve Yzerman	87-88
49	Gordie Howe	52-53
	Frank Mahovlich	68-69
47	Gordie Howe	51-52
	Marcel Dionne	74-75
47	Brendan Shanahan	96-97
45	Steve Yzerman	91-92
44	Gordie Howe (2)	56-57
		68-69
43	Gordie Howe	50-51
	<b>HENRIK ZETTERBERG</b>	<b>07-08</b>
42	Norm Ullman	64-65
	Garry Unger	69-70
	Mickey Redmond	71-72
	John Ogradnick	83-84
41	John Ogradnick	82-83
	Dino Ciccarelli	92-93
	Brendan Shanahan	99-00
40	Marcel Dionne	72-73
	Brendan Shanahan	05-06
	Marian Hossa	08-09
39	Gordie Howe	67-68
	Steve Yzerman	83-84
	Gerard Gallant	88-89
	Sergei Fedorov	95-96
	<b>HENRIK ZETTERBERG</b>	<b>05-06</b>
38	Gordie Howe (2)	55-56
		66-63
	Frank Mahovlich	69-70
	Vaclav Nedomansky	78-79
	Ron Duguay	84-85
	John Ogradnick	85-86
	Gerard Gallant	86-87
37	Petr Klima	87-88
	Brendan Shanahan	01-02
	Brett Hull	02-03
36	Carl Liscombe	43-44
	Mike Foligno	79-80
	Paul MacLean	88-89
	Gerard Gallant	89-90
	Ray Sheppard	91-92
	Steve Yzerman	95-96
	Vyacheslav Kozlov	95-96
	Sergei Fedorov	02-03

35	Mud Bruneteau	43-44
	Gordie Howe	49-50
	Vaclav Nedomansky	79-80
	John Ogradnick	80-81
	Ivan Boldirev	83-84
	Errol Thompson	79-80
	Paul Ysebaert	91-92
	Steve Yzerman	99-00
34	Gerard Gallant	87-88
	Jim Carson	91-92
	Paul Ysebaert	92-93
	Vyacheslav Kozlov	93-94
	<b>JOHAN FRANZEN</b>	<b>08-09</b>
33	Ted Lindsay	47-48
	Gordie Howe (3)	53-54
		57-58
		61-62
	<b>HENRIK ZETTERBERG</b>	<b>06-07</b>
	Parker MacDonald	62-63
	Dale McCourt	77-78
	Ron Duguay	83-84
32	Syd Howe	43-44
	Ted Lindsay	52-53
	Gordie Howe	58-59
	Michel Bergeron	75-76
	Petr Klima	85-86
	Sergei Fedorov (2)	91-92
		00-01
	Ray Sheppard	92-93
	Pavel Datsyuk	08-09
31	Norm Ullman	65-66
	Alex Delvecchio	65-66
	Gordie Howe	69-70
	Nick Libett	71-72
	Andre St. Laurent	77-78
	Steve Yzerman	86-87
	Sergei Fedorov (2)	90-91
		01-02
	Keith Primeau	93-94
	Brendan Shanahan (2)	98-99
		00-01
	Pavel Datsyuk	07-08
	<b>HENRIK ZETTERBERG</b>	<b>08-09</b>
30	Roy Conacher	46-47
	Ted Lindsay (2)	51-52
		56-57
	Norm Ullman	67-68
	Tom Webster	70-71
	Dale McCourt	79-80
	Dan Labraaten	79-80
	Dale McCourt	80-81
	Steve Yzerman	84-85
	Petr Klima	86-87
	Ray Sheppard	95-96
	Sergei Fedorov	96-97
	Brett Hull	01-02
	Brendan Shanahan	02-03

ACTIVE PLAYERS IN BOLD CAPITALS



# DETROIT RED WINGS TOP SCORING SEASONS

Robert Lang .....	03-04
Pavel Datsyuk .....	03-04
Tomas Holmstrom .....	06-07

## ASSISTS

Total	Player .....	Season
90	Steve Yzerman.....	88-89
90	Steve Yzerman.....	88-89
79	Steve Yzerman.....	92-93
74	Marcel Dionne.....	74-75
68	Sergei Fedorov .....	95-96
66	Pavel Datsyuk .....	07-08
65	Steve Yzerman.....	89-90
	Pavel Datsyuk .....	08-09
64	Sergei Fedorov .....	93-94
	Nicklas Lidstrom .....	05-06
63	Steve Yzerman.....	96-97
	Paul Coffey .....	93-94
62	Adam Oates.....	88-89
60	Paul Coffey .....	95-96
	Pavel Datsyuk .....	06-07
	Nicklas Lidstrom .....	07-08
59	Gordie Howe.....	68-69
	Steve Yzerman (3).....	84-85
	.....	86-87
	.....	95-96
	Pavel Datsyuk .....	05-06
58	Alex Delvecchio .....	68-69
	Steve Yzerman (2).....	91-92
	.....	93-94
57	Steve Yzerman.....	90-91
56	Walt McKechnie .....	75-76
	Dale McCourt .....	80-81
	Dino Ciccarelli.....	92-93
	Nicklas Lidstrom .....	00-01
	<b>HENRIK ZETTERBERG .....</b>	<b>10-11</b>
55	Ted Lindsay (2) .....	49-50
	.....	56-57
54	Marcel Dionne.....	73-74
	Gerard Gallant .....	88-89
	Sergei Fedorov .....	91-92
53	Alex Delvecchio .....	72-73
	Brad Park.....	83-84
	Sergei Fedorov .....	92-93
	Nicklas Lidstrom .....	99-00
52	Reed Larson.....	82-83
	Steve Yzerman.....	87-88
51	Dale McCourt .....	79-80
	Ron Duguay .....	84-85
	Igor Larionov.....	95-96
	<b>HENRIK ZETTERBERG .....</b>	<b>16-17</b>
50	Marcel Dionne.....	72-73
	John Ogradnick .....	84-85
	Steve Chiasson .....	92-93
	Nicklas Lidstrom (2) .....	95-96
	.....	01-02
49	Gordie Howe.....	60-61
	Marcel Dionne.....	71-72

	Reed Larson.....	78-79
	Peter Mahovlich .....	79-80
	Nicklas Lidstrom (2) .....	91-92
	.....	06-07
	Igor Larionov.....	98-99
	Robert Lang .....	03-04
	<b>HENRIK ZETTERBERG .....</b>	<b>07-08</b>
	.....	<b>14-15</b>
	Brian Rafalski .....	08-09
48	Gordie Howe (2).....	53-54
	.....	62-63
	Alex Delvecchio .....	67-68
	Steve Yzerman.....	83-84
	Ivan Boldirev .....	83-84
	Kelly Kisio.....	85-86
	Sergei Fedorov .....	90-91
	Pavel Datsyuk .....	11-12
47	Gordie Howe (2).....	63-64
	.....	64-65
	Alex Delvecchio .....	69-70
	Ron Duguay .....	83-84
	Alex Delvecchio .....	69-70
	Sergei Fedorov .....	02-03
	<b>HENRIK ZETTERBERG .....</b>	<b>09-10</b>
	<b>HENRIK ZETTERBERG .....</b>	<b>11-12</b>
46	Billy Taylor.....	46-47
	Gordie Howe (3).....	52-53
	.....	58-59
	.....	65-66
	<b>HENRIK ZETTERBERG .....</b>	<b>05-06</b>
	Nicklas Lidstrom .....	93-94
	Nicklas Lidstrom .....	10-11
45	Gordie Howe (2).....	56-57
	.....	59-60
	Alex Delvecchio .....	71-72
	Reed Larson .....	84-85
	Brendan Shanahan .....	00-01
	Darren Veitch .....	86-87
	Steve Yzerman (2).....	97-98
	.....	98-99
	<b>NIKLAS KRONWALL .....</b>	<b>08-09</b>
44	Gordie Howe (2).....	57-58
	.....	61-62
	Alex Delvecchio .....	62-63
	Norm Ullman .....	66-67
	Reed Larson.....	79-80
	John Ogradnick .....	82-83
	John Chabot .....	87-88
	Gerard Gallant .....	89-90
	Paul Coffey .....	95
	Steve Yzerman.....	99-00
	Nicklas Lidstrom .....	02-03
	Brian Rafalski .....	10-11

ACTIVE PLAYERS IN BOLD CAPITALS



# DETROIT RED WINGS TOP SCORING SEASONS

## ASSISTS CONT.

Total	Player	Season
43	Gordie Howe (2)	50-51 67-68
	Alex Delvecchio (2)	52-53 61-62
	Dale McCourt	78-79
	Mickey Redmond	72-73
	Red Berenson	71-72
	Reed Larson	77-78
	Mark Osborne	81-82
	Kelly Kisio	84-85
	Nicklas Lidstrom (2)	98-99 08-09
	Pavel Datsyuk	09-10
	Valtteri Filppula	11-12
42	Norm Ullman	60-61
	Alex Delvecchio	64-65
	Red Berenson	73-74
	Keith Primeau	93-94
	Igor Larionov	96-97
	Nicklas Lidstrom (2)	96-97 97-98
	Larry Murphy	98-99
	Robert Lang	05-06
	Brian Rafalski	07-08
	<b>HENRIK ZETTERBERG</b>	<b>08-09</b>
41	Dutch Reibel	54-55
	Gordie Howe	55-56
	Norm Ullman (2)	60-61 65-66
	Ray Sheppard	93-94
	Brendan Shanahan (2)	96-97 05-06
	Larry Murphy	97-98
	Mathieu Schneider	06-07
	<b>NIKLAS KRONWALL</b>	<b>13-14</b>

## POINTS

155	Steve Yzerman	88-89
137	Steve Yzerman	92-93
127	Steve Yzerman	89-90
120	Sergei Fedorov	93-94
121	Marcel Dionne	74-75
108	Steve Yzerman	90-91
107	Sergei Fedorov	95-96
105	John Ogradnick	84-85
103	Gordie Howe	68-69
	Steve Yzerman	91-92
102	Steve Yzerman	87-88
97	Dino Ciccarelli	92-93
	Pavel Datsyuk (2)	07-08 08-09
95	Gordie Howe	52-53
	Steve Yzerman	95-96
93	Mickey Redmond	72-73

	Gerard Gallant	88-89
	Ray Sheppard	93-94
92	<b>HENRIK ZETTERBERG</b>	<b>07-08</b>
90	Marcel Dionne	72-73
	Steve Yzerman	86-87
89	Gordie Howe	56-57
	Ron Duguay	84-85
	Steve Yzerman	84-85
87	Steve Yzerman	83-84
	Sergei Fedorov	92-93
	Brendan Shanahan	96-97
	Pavel Datsyuk (2)	05-06 06-07
86	Gordie Howe (3)	50-51 51-52 62-63
	Danny Grant	74-75
	Dale McCourt	80-81
	Sergei Fedorov	91-92
85	Ted Lindsay	56-57
	John Ogradnick	82-83
	Steve Yzerman	96-97
	<b>HENRIK ZETTERBERG</b>	<b>05-06</b>
83	Norm Ullman	64-65
	Alex Delvecchio	68-69
	Ivan Boldirev	83-84
	Sergei Fedorov	02-03
82	Gordie Howe	67-68
	Walt McKechnie	75-76
	Steve Yzerman	93-94
81	Gordie Howe	53-54
	Dale McCourt	79-80
	Brendan Shanahan	05-06
80	Ron Duguay	83-84
	Gerard Gallant	89-90
	Nicklas Lidstrom	05-06
	<b>HENRIK ZETTERBERG</b>	<b>10-11</b>
79	Gordie Howe	55-56
	Sergei Fedorov	90-91
	Steve Yzerman	99-00
	Robert Lang	03-04
78	Ted Lindsay	49-50
	Gordie Howe	58-59
	Frank Mahovlich	68-69
	Marcel Dionne	73-74
	John Ogradnick	83-84
	Adam Oates	88-89
	Brendan Shanahan	99-00
77	Gordie Howe (2)	57-58 61-62
	Marcel Dionne	71-72
	Mickey Redmond	73-74
	Paul Coffey	93-94
76	Gordie Howe	64-65

ACTIVE PLAYERS IN BOLD CAPITALS



# DETROIT RED WINGS TOP SCORING SEASONS

	Brendan Shanahan.....	00-01
	Brett Hull.....	02-03
75	Gordie Howe.....	65-66
	Paul Ysebaert.....	91-92
	Brendan Shanahan.....	01-02
74	Vaclav Nedomansky.....	79-80
	Reed Larson.....	82-83
	Steve Yzerman.....	98-99
	Paul Coffey.....	95-96
73	Carl Liscombe.....	43-44
	Gordie Howe (2).....	59-60
	.....	63-64
	Vaclav Nedomansky.....	78-79
	Gerard Gallant.....	87-88
	Vyacheslav Kozlov.....	93-94
	Keith Primeau.....	93-94
	Vyacheslav Kozlov.....	95-96
	Igor Larionov.....	95-96
	Nicklas Lidstrom.....	99-00
	<b>HENRIK ZETTERBERG.....</b>	<b>08-09</b>
72	Gordie Howe.....	60-61
	Norm Ullman.....	65-66
	Dale McCourt.....	77-78
	Gerard Gallant.....	86-87
71	Ted Lindsay.....	52-53
	Gordie Howe.....	69-70
	Mickey Redmond.....	71-72
	Alex Delvecchio.....	72-73
	Dale McCourt.....	78-79
	Mike Foligno.....	79-80
	Paul MacLean.....	88-89
	Nicklas Lidstrom.....	00-01
	Marian Hossa.....	08-09
70	Norm Ullman (2).....	60-61
	.....	66-67
	Alex Delvecchio.....	67-68
	Frank Mahovlich.....	69-70
	Andre St. Laurent.....	77-78
	John Ogrodnick (2).....	80-81
	.....	85-86
	Nicklas Lidstrom.....	07-08
	Pavel Datsyuk.....	09-10
	<b>HENRIK ZETTERBERG.....</b>	<b>09-10</b>



# RED WINGS ALL-TIME GOALTENDING RECORDS

## GOALTENDERS' ALL-TIME RECORDS (BY WINS)

PLAYER.....	YRS	GP	WON	LOST	TIED	OT	GA	SO	AVG
Terry Sawchuk.....	14	734	352	244	130	0	1782	85	2.46
Chris Osgood.....	14	565	317	149	46	29	1344	39	2.49
<b>JIMMY HOWARD.....</b>	<b>10</b>	<b>375</b>	<b>189</b>	<b>113</b>	<b>0</b>	<b>54</b>	<b>882</b>	<b>22</b>	<b>2.45</b>
Harry Lumley.....	7	324	163	105	56	0	890	26	2.75
Roger Crozier.....	7	313	131	121	41	0	853	20	2.93
Tim Cheveldae.....	6	264	128	93	30	0	851	9	3.39
Greg Stefan.....	9	299	115	127	30	0	1068	5	3.92
Dominik Hasek.....	4	176	114	39	10	9	368	20	2.13
Manny Legace.....	6	180	112	34	16	3	368	13	2.18
Jim Rutherford.....	10	314	97	165	43	0	1114	10	3.69
Roy Edwards.....	6	221	95	74	34	0	601	12	2.94
Norm Smith.....	7	178	76	71	31	0	417	17	2.26
Glenn Hall.....	4	148	74	45	29	0	314	17	2.12
John Mowers.....	4	152	65	61	26	0	399	15	2.56
Glen Hanlon.....	5	186	65	71	26	0	569	7	3.47
Mike Vernon.....	3	95	53	24	14	0	225	4	2.40
Curtis Joseph.....	2	92	50	29	9	0	216	7	2.46
<b>PETR MRAZEK.....</b>	<b>4</b>	<b>94</b>	<b>46</b>	<b>30</b>	<b>0</b>	<b>17</b>	<b>195</b>	<b>9</b>	<b>2.29</b>
John Ross Roach.....	3	90	41	34	14	0	201	15	2.20
Clarence Dolson.....	3	93	35	41	17	0	192	16	1.98
Hank Bassen.....	6	98	33	38	19	0	274	3	2.99
Cecil Thompson.....	2	85	32	41	12	0	225	7	2.65
Ty Conklin.....	2	55	30	17	0	3	138	7	2.71
Harry Holmes.....	2	85	30	45	10	0	179	17	1.98
Rogie Vachon.....	2	109	30	57	19	0	398	4	3.74
Corrado Micallef.....	5	113	26	59	15	0	409	2	4.23
Connie Dion.....	2	38	23	11	4	0	119	1	3.13
Eddie Giacomin.....	3	71	23	37	7	0	234	5	3.47
Jonas Gustavsson.....	3	41	21	12	0	6	100	2	2.66
Gilles Gilbert.....	3	95	21	48	16	0	365	0	4.18
Al Smith.....	1	43	18	20	4	0	135	4	3.24
Alex Connell.....	1	48	18	20	10	0	108	6	2.25
Vince Riendeau.....	3	32	17	8	2	0	89	0	3.28
Doug Grant.....	3	46	17	22	2	0	182	1	4.34
Wilf Cude.....	1	29	15	6	8	0	47	4	1.52
Ken Wregget.....	1	29	14	10	2	0	70	0	2.66
Joey MacDonald.....	3	37	14	15	0	5	87	1	2.62
Bill Beveridge.....	1	39	14	20	5	0	109	2	2.71
Kevin Hodson.....	4	35	13	7	4	0	64	4	2.37
Joe Daley.....	1	29	11	10	5	0	85	0	3.15
Bob Sauve.....	1	41	11	25	4	0	165	0	4.19
Norm Maracle.....	2	20	10	7	2	0	37	0	2.22
Ed Mio.....	3	49	10	20	5	0	205	1	5.00
Ron Low.....	1	32	9	12	9	0	102	1	3.37
Denis DeJordy.....	2	25	8	12	3	0	87	1	3.86
Jim Franks.....	2	18	7	8	3	0	72	1	4.00
George Gardner.....	3	24	7	7	3	0	69	0	3.59
Andy Brown.....	2	17	6	6	3	0	57	0	3.80
Larry Lozinski.....	1	30	6	11	7	0	105	0	4.32
Mark Laforest.....	2	33	6	22	0	0	126	1	4.71
Dennis Riggan.....	2	18	5	9	2	0	54	1	3.27
Bill McKenzie.....	2	26	5	13	6	0	101	1	4.15
Sam St. Laurent.....	4	30	5	11	4	0	79	0	3.76
<b>JARED COREAU.....</b>	<b>1</b>	<b>14</b>	<b>5</b>	<b>4</b>	<b>0</b>	<b>3</b>	<b>41</b>	<b>2</b>	<b>3.46</b>
Bob Essensa.....	1	13	4	7	2	0	34	1	2.62
Bill Ranford.....	1	4	3	0	1	0	8	0	1.96
Greg Millen.....	1	10	3	2	3	0	22	0	2.71
Don McLeod.....	1	14	3	7	0	0	60	0	5.16
Terry Richardson.....	4	19	3	10	0	0	75	0	5.39
Dave Gatherum.....	1	3	2	1	0	0	3	1	1.00
Bob Perreault.....	1	3	2	1	0	0	9	1	3.00
Harvey Teno.....	1	5	2	3	0	0	15	0	3.00

ACTIVE PLAYERS IN BOLD CAPITALS





# RED WINGS ALL-TIME GOALTENDING RECORDS

## GOALTENDERS' ALL-TIME RECORDS (BY WINS)

PLAYER.....	YRS	GP	WON	LOST	TIED	OT	GA	SO	AVG
Marc Lamothe.....	1	2	1	0	1	0	3	0	1.44
<b>TOM McCOLLUM.....</b>	<b>2</b>	<b>3</b>	<b>1</b>	<b>0</b>	<b>0</b>	<b>0</b>	<b>4</b>	<b>0</b>	<b>3.00</b>
Herb Stuart.....	1	3	1	2	0	0	5	0	1.67
Peter Ing.....	1	3	1	2	0	0	15	0	5.29
Gerry Gray.....	1	7	1	4	1	0	30	0	4.73
Lefty Wilson.....	1	1	0	0	0	0	0	0	0.00
Tom McGratton.....	1	1	0	0	0	0	1	0	7.50
Chris Pusey.....	1	1	0	0	0	0	3	0	4.50
Joe Turner.....	1	1	0	0	1	0	3	0	3.00
Abbie Cox.....	1	1	0	0	1	0	4	0	4.00
Claude Bourque.....	1	1	0	1	0	0	3	0	3.00
Alf Moore.....	1	1	0	1	0	0	3	0	3.00
Pat Rupp.....	1	1	0	1	0	0	4	0	4.00
Harrison Gray.....	1	1	0	1	0	0	5	0	7.50
Al Jensen.....	1	1	0	1	0	0	7	0	7.00
Scott King.....	2	2	0	0	0	0	3	0	2.95
Ralph Almas.....	2	2	0	1	1	0	8	0	4.00
Carl Wetzel.....	1	2	0	1	0	0	4	0	8.00
Dave Gagnon.....	1	2	0	1	0	0	6	0	10.29
Darren Eliot.....	1	3	0	0	1	0	9	0	5.57
Ken Holland.....	1	3	0	1	1	0	11	0	4.11
Gillies Boisvert.....	1	3	0	3	0	0	9	0	3.00
Alain Chevrier.....	1	3	0	3	0	0	11	0	6.11
Claude Legris.....	2	4	0	1	1	0	4	0	2.66
Pete McDuffe.....	1	4	0	3	1	0	22	0	5.50
Allan Bester.....	2	4	0	3	0	0	15	0	4.31

ACTIVE PLAYERS IN BOLD CAPITALS

## GOALTENDING LEADERS REGULAR SEASON (MINIMUM 30 WINS)

### SHUTOUTS

T. Sawchuk - 12.....	51-52, 53-54, 54-55
G. Hall - 12.....	55-56
H. Holmes - 11.....	27-28
T. Sawchuk - 11.....	50-51
J. R. Roach - 10.....	32-33
C. Dolson - 10.....	28-29
T. Sawchuk - 9.....	52-53
D. Hasek - 8.....	06-07
H. Lumley - 7.....	47-48, 49-50
R. Crozier - 7.....	65-66
M. Legace - 7.....	05-06
H. Holmes - 6.....	26-27
C. Dolson - 6.....	30-31
A. Connell - 6.....	31-32
N. Smith - 6.....	35-36, *36-37
H. Lumley - 6.....	48-49
R. Crozier - 6.....	64-65
R. Edwards - 6.....	*72-73
C. Osgood - 6.....	96-97, 97-98, 99-00
T. Conklin - 6.....	08-09
<b>J. HOWARD - 6.....</b>	<b>11-12</b>
<b>J. HOWARD - 5.....</b>	<b>12-13</b>
C. Osgood - 5.....	95-96
D. Hasek - 5.....	01-02, 07-08
C. Joseph - 5.....	02-03
G. Hanlon - 4.....	*87-88
T. Cheveldae - 4.....	92-93
C. Osgood - 4.....	07-08

<b>P. MRAZEK - 4.....</b>	<b>15-16</b>
C. Osgood - 3.....	98-99
M. Legace - 3.....	03-04
<b>J. HOWARD - 3.....</b>	<b>09-10</b>
<b>P. MRAZEK - 3.....</b>	<b>14-15</b>

### WINS

T. Sawchuk - 44.....	50-51, 51-52
+D. Hasek - 41.....	01-02
T. Sawchuk - 40.....	54-55
R. Crozier - 40.....	64-65
+C. Osgood - 39.....	95-96
G. Hall - 38.....	56-57
T. Cheveldae - 38.....	91-92
D. Hasek - 38.....	06-07
<b>J. HOWARD - 37.....</b>	<b>09-10</b>
<b>J. HOWARD - 37.....</b>	<b>10-11</b>
M. Legace - 37.....	05-06
T. Sawchuk - 35.....	53-54
<b>J. HOWARD - 35.....</b>	<b>11-12</b>
H. Lumley - 34.....	48-49
C. Osgood - 34.....	98-99
C. Joseph - 34.....	02-03
H. Lumley - 33.....	49-50
C. Osgood - 33.....	97-98
T. Sawchuk - 32.....	52-53
H. Lumley - 30.....	47-48
G. Hall - 30.....	55-56
C. Osgood - 30.....	99-00

+ - Led NHL, \* - Shared NHL lead



# SEASON-BY-SEASON GOALTENDING RECORDS

SEASON	GAMES	WINS	SHUTOUTS	G.A.A.
1926-27	Holmes 41	Holmes 11	Holmes 6	Holmes 2.23
1927-28	Dolson 44	Dolson 19	Dolson 11	Dolson 1.73
1928-29	Dolson 44	Dolson 19	Dolson 10	Dolson 1.37
1929-30	Beveridge 39	Beveridge 14	Beveridge 2	Beveridge 2.71
1930-31	Dolson 44	Dolson 16	Dolson 6	Dolson 2.29
1931-32	Connell 48	Connell 18	Connell 6	Connell 2.12
1932-33	Roach 48	Roach 25	Roach 10	Roach 1.88
1933-34	Cude 29	Cude 15	Cude 4	Cude 1.52
1934-35	Smith 25	Smith 12	Roach 4	Smith 2.01
1935-36	Smith 48	Smith 24	Smith 6	Smith 2.04
1936-37	Smith 48	Smith 25	Smith 6	Smith 2.05
1937-38	Smith 47	Smith 11	Smith 3	Smith 2.66
1938-39	Thompson 39	Thompson 16	Thompson 4	Thompson 2.53
1939-40	Thompson 46	Thompson 16	Thompson 3	Thompson 2.54
1940-41	Mowers 48	Mowers 21	Mowers 4	Mowers 2.01
1941-42	Mowers 47	Mowers 19	Mowers 5	Mowers 3.00
1942-43	Mowers 50	Mowers 25	Mowers 6	Mowers 2.47
1943-44	Dion 26	Dion 17	Dion/Franks 1	Dion 3.08
1944-45	Lumley 37	Lumley 24	Lumley 1	Lumley 3.22
1945-46	Lumley 50	Lumley 20	Lumley 2	Lumley 3.18
1946-47	Lumley 52	Lumley 22	Lumley 3	Lumley 3.06
1947-48	Lumley 60	Lumley 30	Lumley 7	Lumley 2.46
1948-49	Lumley 60	Lumley 34	Lumley 6	Lumley 2.42
1949-50	Lumley 63	Lumley 33	Lumley 7	Lumley 2.35
1950-51	Sawchuk 70	Sawchuk 44	Sawchuk 11	Sawchuk 1.99
1951-52	Sawchuk 70	Sawchuk 44	Sawchuk 12	Sawchuk 1.90
1952-53	Sawchuk 63	Sawchuk 32	Sawchuk 9	Sawchuk 1.90
1953-54	Sawchuk 67	Sawchuk 35	Sawchuk 12	Sawchuk 1.94
1954-55	Sawchuk 68	Sawchuk 40	Sawchuk 12	Sawchuk 1.96
1955-56	Hall 70	Hall 30	Hall 12	Hall 2.11
1956-57	Hall 70	Hall 38	Hall 4	Hall 2.24
1957-58	Sawchuk 70	Sawchuk 29	Sawchuk 3	Sawchuk 2.96
1958-59	Sawchuk 67	Sawchuk 23	Sawchuk 5	Sawchuk 3.12
1959-60	Sawchuk 58	Sawchuk 24	Sawchuk 5	Sawchuk 2.69
1960-61	Sawchuk 37	Bassen 14	Sawchuk 2	Bassen 2.89
1961-62	Sawchuk 43	Sawchuk 14	Sawchuk 5	Bassen 2.81
1962-63	Sawchuk 48	Sawchuk 21	Sawchuk 3	Sawchuk 2.48
1963-64	Sawchuk 53	Sawchuk 24	Sawchuk 5	Sawchuk 2.60
1964-65	Crozier 70	Crozier 40	Crozier 6	Crozier 2.42
1965-66	Crozier 64	Crozier 28	Crozier 6	Crozier 2.78
1966-67	Crozier 58	Crozier 22	Crozier 4	Crozier 3.35
1967-68	Edwards 42	Edwards 14	Crozier 1	Crozier 3.30
1968-69	Edwards 40	Edwards 18	Edwards 4	Edwards 2.54
1969-70	Edwards 47	Edwards 24	Edwards 2	Edwards 2.59
1970-71	Edwards 37	Edwards 11	Rutherford 1	Edwards 3.39
1971-72	Smith 43	Smith 18	Smith 4	Daley 3.15
1972-73	Edwards 52	Edwards 27	Edwards 6`	Edwards 2.63



# SEASON-BY-SEASON GOALTENDING RECORDS

SEASON	GAMES	WINS	SHUTOUTS	G.A.A.
1973-74	Grant 37	Grant 15	McKenzie/Grant 1	Rutherford 3.63
1974-75	Rutherford 59	Rutherford 20	Rutherford 2	Rutherford 3.74
1975-76	Rutherford 44	Rutherford 13	Rutherford 4	Giacomin 3.45
1976-77	Rutherford 48	Giacomin 8	Giacomin 3	Giacomin 3.58
1977-78	Rutherford 43	Rutherford 13	Rutherford/ Low 1	Rutherford 3.26
1978-79	Vachon 50	Rutherford 13	Rutherford 1	Rutherford 3.27
1979-80	Vachon 59	Vachon 20	Vachon 4	Vachon 3.61
1980-81	Gilbert 48	Gilbert 11	---	Gilbert 4.01
1981-82	Sauve 41	Sauve 11	---	Sauve 4.19
1982-83	Stefan 35	Micallef 11	Micallef 2	Micallef 3.62
1983-84	Stefan 50	Stefan 19	Stefan 2	Stefan 3.51
1984-85	Stefan 46	Stefan 21	---	Stefan 4.33
1985-86	Stefan 37	Stefan 10	Stefan/ Laforest 1	Stefan 4.50
1986-87	Stefan 43	Stefan 20	Hanlon/ Stefan 1	Hanlon 3.56
1987-88	Hanlon 47	Hanlon 22	Hanlon 4	Stefan 3.11
1988-89	Stefan 46	Stefan 21	Hanlon 1	Hanlon 3.56
1989-90	Hanlon 45	Hanlon 14	Hanlon 3	Cheveldae 3.79
1990-91	Cheveldae 65	Cheveldae 30	Cheveldae 2	Cheveldae 3.55
1991-92	Cheveldae 72	Cheveldae 38	Cheveldae 2	Cheveldae 3.20
1992-93	Cheveldae 67	Cheveldae 34	Cheveldae 4	Cheveldae 3.25
1993-94	Osgood 41	Osgood 23	Osgood 2	Osgood 2.86
1994-95	Vernon 31	Vernon 19	Osgood/ Vernon 1	Osgood 2.26
1995-96	Osgood 50	Osgood 39	Osgood 5	Osgood 2.17
1996-97	Osgood 47	Osgood 23	Osgood 6	Osgood 2.30
1997-98	Osgood 64	Osgood 33	Osgood 6	Osgood 2.21
1998-99	Osgood 63	Osgood 34	Osgood 3	Osgood 2.42
1999-00	Osgood 53	Osgood 30	Osgood 6	Osgood 2.40
2000-01	Osgood 52	Osgood 25	Legace 2	Legace 2.05
2001-02	Hasek 65	Hasek 41	Hasek 5	Hasek 2.17
2002-03	Joseph 61	Joseph 34	Joseph 5	Legace 2.18
2003-04	Legace 41	Legace 23	Legace 3	Legace 2.12
2004-05	---	---	---	---
2005-06	Legace 51	Legace 37	Legace 7	Legace 2.19
2006-07	Hasek 56	Hasek 38	Hasek 8	Hasek 2.05
2007-08	Osgood 43	Osgood/Hasek 27	Hasek 5	Osgood 2.09
2008-09	Osgood 46	Osgood 26	Conklin 6	Conklin 2.51
2009-10	Howard 63	Howard 37	Howard 3	Howard 2.26
2010-11	Howard 63	Howard 37	Howard 2	Howard 2.79
2011-12	Howard 57	Howard 35	Howard 6	Howard 2.13
2012-13	Howard 42	Howard 21	Howard 5	Howard 2.13
2013-14	Howard 51	Howard 21	Howard/Mrazek 2	Gustavsson 2.63
2014-15	Howard 53	Howard 23	Mrazek 3	Mrazek 2.38
2015-16	Mrazek 54	Mrazek 27	Mrazek 4	Mrazek 2.33
2016-17	Mrazek 50	Mrazek 18	Coreau 2	Howard 2.10



# RED WINGS ON POST-SEASON ALL-STAR TEAMS

GOALIE	NO. TIMES SELECTED	SEASON AND TEAM
John Ross Roach	1	1933 (1st)
Normie Smith	1	1937 (1st)
John Mowers	1	1943 (1st)
Glenn Hall	2	1956 (2nd), 1957 (1st)
Terry Sawchuk	7	1951 (1st), 1952 (1st), 1953 (1st), 1954 (2nd), 1955 (2nd), 1959 (2nd), 1963 (2nd)
Roger Crozier	1	1965 (1st)
Chris Osgood	1	1996 (2nd)
DEFENSE	NO. TIMES SELECTED	SEASON AND TEAM
Ebbie Goodfellow	3	1936 (2nd), 1937 (1st), 1940 (1st)
Jack Stewart	5	1943 (1st), 1946 (2nd), 1947 (2nd), 1948 (1st), 1949 (1st)
Flash Hollett	1	1945 (1st)
Bill Quackenbush	3	1947 (2nd), 1948 (1st), 1949 (1st)
Leo Reise	2	1950 (2nd), 1951 (2nd)
Bob Goldham	1	1955 (2nd)
Red Kelly	8	1950 (2nd), 1951 (1st), 1952 (1st), 1953 (1st), 1954 (1st), 1955 (1st), 1956 (2nd), 1957 (1st)
Marcel Pronovost	4	1958 (2nd), 1959 (2nd), 1960 (1st), 1961 (1st)
Bill Gadsby	1	1965 (2nd)
Carl Brewer	1	1970 (2nd)
Paul Coffey	1	1995 (1st)
Vladimir Konstantinov	1	1996 (2nd)
Nicklas Lidstrom	12	1998 (1st), 1999 (1st), 2000 (1st), 2001 (1st), 2002 (1st), 2003 (1st), 2006 (1st), 2007 (1st), 2008 (1st), 2009 (2nd), 2010 (2nd), 2011 (1st)
Chris Chelios	1	2002 (1st)
LEFT WING	NO. TIMES SELECTED	SEASON AND TEAM
Sid Abel	1	1942 (2nd)
Syd Howe	1	1945 (2nd)
Ted Lindsay	9	1948 (1st), 1949 (2nd), 1950 (1st), 1951 (1st), 1952 (1st), 1953 (1st), 1954 (1st), 1956 (1st), 1957 (1st)
Alex Delvecchio	1	1959 (2nd)
Frank Mahovlich	2	1969 (2nd), 1970 (2nd)
John Ogradnick	1	1985 (1st)
Gerard Gallant	1	1989 (2nd)
Brendan Shanahan	2	2000 (1st), 2002 (2nd)
<b>HENRIK ZETTERBERG</b>	<b>1</b>	<b>2008 (2nd)</b>
CENTER	NO. TIMES SELECTED	SEASON AND TEAM
Cooney Weiland	1	1935 (2nd)
Marty Barry	1	1937 (1st)
Sid Abel	3	1949 (1st), 1950 (1st), 1951 (2nd)
Alex Delvecchio	1	1953 (2nd)
Norm Ullman	2	1965 (1st), 1967 (2nd)
Sergei Fedorov	1	1994 (1st)
Steve Yzerman	1	2000 (1st)
Pavel Datsyuk	1	2009 (2nd)
RIGHT WING	NO. TIMES SELECTED	SEASON AND TEAM
Larry Aurie	1	1937 (1st)
Gordie Howe	*21	1949 (2nd), 1950 (2nd), 1951 (1st), 1952 (1st), 1953 (1st), 1954 (1st), 1956 (2nd), 1957 (1st), 1958 (1st), 1959 (2nd), 1960 (1st), 1961 (2nd), 1962 (2nd), 1963 (1st), 1964 (2nd), 1965 (2nd), 1966 (1st), 1967 (2nd), 1968 (1st), 1969 (1st), 1970 (1st), 1973 (1st), 1974 (2nd)
Mickey Redmond	2	
COACH		
Jack Adams	3	1937 (1st), 1943 (1st), 1945 (2nd)
Bobby Kromm	1	Jack Adams Trophy 1978
Jacques Demers	2	Jack Adams Trophy 1987, 1988
Scotty Bowman	1	Jack Adams Trophy 1996
Dave Lewis	1	2004

\*-NHL Record

ACTIVE PLAYERS IN BOLD CAPITALS



# DETROIT RED WINGS NHL TROPHY WINNERS

## ART ROSS TROPHY (Points Leader)

Ted Lindsay	1949-50
Gordie Howe	1950-51
Gordie Howe	1951-52
Gordie Howe	1952-53
Gordie Howe	1953-54
Gordie Howe	1956-57
Gordie Howe	1962-63

## HART TROPHY (Most Valuable Player)

Ebbie Goodfellow	1939-40
Sid Abel	1948-49
Gordie Howe	1951-52
Gordie Howe	1952-53
Gordie Howe	1956-57
Gordie Howe	1957-58
Gordie Howe	1959-60
Gordie Howe	1962-63
Sergei Fedorov	1993-94

## VEZINA TROPHY (Best Goalie)

Norm Smith	1936-37
John Mowers	1942-43
Terry Sawchuk	1951-52
Terry Sawchuk	1952-53
Terry Sawchuk	1954-55

## NORRIS TROPHY (Best Defenseman)

Red Kelly	1953-54
Paul Coffey	1994-95
Nicklas Lidstrom	2000-01
Nicklas Lidstrom	2001-02
Nicklas Lidstrom	2002-03
Nicklas Lidstrom	2005-06
Nicklas Lidstrom	2006-07
Nicklas Lidstrom	2007-08
Nicklas Lidstrom	2010-11

## CALDER TROPHY (Rookie of the Year)

Carl Voss	1932-33
Jim McFadden	1947-48
Terry Sawchuk	1950-51
Glenn Hall	1955-56
Roger Crozier	1964-65

## FRANK J. SELKE TROPHY (Best Defensive Forward)

Sergei Fedorov	1993-94
Sergei Fedorov	1995-96
Steve Yzerman	1999-00
Kris Draper	2003-04
Pavel Datsyuk	2007-08
Pavel Datsyuk	2008-09
Pavel Datsyuk	2009-10

## WILLIAM M. JENNINGS TROPHY (Fewest Goals-Against)

Chris Osgood & Mike Vernon	1995-96
Chris Osgood & Dominik Hasek	2007-08

## LADY BYNG TROPHY (Sportsmanship & Ability)

Marty Barry	1936-37
Bill Quackenbush	1948-49
Red Kelly	1950-51
Red Kelly	1952-53
Red Kelly	1953-54
Dutch Reibel	1955-56
Alex Delvecchio	1958-59
Alex Delvecchio	1965-66
Alex Delvecchio	1968-69
Marcel Dionne	1974-75

Pavel Datsyuk	2005-06
Pavel Datsyuk	2006-07
Pavel Datsyuk	2007-08
Pavel Datsyuk	2008-09

## TED LINDSAY AWARD

(Outstanding Performer Selected by Players' Assn.)

Steve Yzerman	1988-89
Sergei Fedorov	1993-94

## PLUS-MINUS AWARD (Plus-Minus Leader)

Paul Ysebaert	1991-92
Vladimir Konstantinov	1995-96
Chris Chelios	2001-02
Pavel Datsyuk	2007-08

## CONN SMYTHE TROPHY (Playoff MVP)

Roger Crozier	1966
Mike Vernon	1997
Steve Yzerman	1998
Nicklas Lidstrom	2002
<b>HENRIK ZETTERBERG</b>	<b>2008</b>

## JACK ADAMS AWARD (Coach of the Year)

Bobby Kromm	1977-78
Jacques Demers	1986-87
Jacques Demers	1987-88
Scotty Bowman	1995-96

## BILL MASTERTON TROPHY (Perseverance, Sportsmanship and Dedication to Hockey)

Brad Park	1983-84
Steve Yzerman	2002-03

## LESTER PATRICK TROPHY (Outstanding Service to U.S. Hockey)

Jack Adams	1966
James Norris Sr.	1967
Gordie Howe	1967
Terry Sawchuk	1971
James D. Norris	1972
"Cooney" Weiland	1972
Alex Delvecchio	1974
Tommy Ivan	1975
Bruce A. Norris	1976
Murray Armstrong	1977
John Bucyk	1977
John Ziegler Jr.	1984
Keith Allen	1988
Bud Poile	1989
Mike Ilitch	1991
Al Arbour	1992
Max McNab	1998
Scotty Bowman	2001
Reed Larson	2006
Red Berenson	2006
Steve Yzerman	2006
Marcel Dionne	2006
Ted Lindsay	2008
<b>JIM DEVELLANO</b>	<b>2009</b>

## KING CLANCY AWARD (Leadership Qualities, Noteworthy Humanitarian Contribution)

Brendan Shanahan	2002-03
<b>HENRIK ZETTERBERG</b>	<b>2014-15</b>

## NHL FOUNDATION PLAYER AWARD (Leader in the Community)

Darren McCarty	2002-03
<b>HENRIK ZETTERBERG</b>	<b>2012-13</b>

## ACTIVE PLAYER/STAFF IN BOLD CAPITALS



# HALL OF FAME DETROIT RED WINGS

## RED WINGS IN HOCKEY HALL OF FAME

Sid Abel 1969	Glenn Hall 1975	Bruce A. Norris 1969
Jack Adams 1959	Doug Harvey 1973	James Norris 1958
Keith Allen 1996	Dominik Hasek 2014	James D. Norris 1962
Al Arbour 1996	George Hay 1958	Adam Oates 2012
Marty Barry 1965	Hap Holmes 1972	Brad Park 1988
Andy Bathgate 1978	Gordie Howe 1972	Bud Poile 1990
Leo Boivin 1986	Mark Howe 2011	Marcel Pronovost 1978
Scotty Bowman 1991	Syd Howe 1965	Bill Quackenbush 1976
John Bucyk 1981	Brett Hull 2009	Mickey Redmond 2011
Chris Chelios 2013	Michael Ilitch 2003	Luc Robitaille 2009
Dino Ciccarelli 2010	Tommy Ivan 1974	Borje Salming 1996
Paul Coffey 2004	Duke Keats 1958	Terry Sawchuk 1971
Charlie Conacher 1961	Red Kelly 1969	Earl Seibert 1964
Roy Conacher 1998	Brian Kilrea 2003	Brendan Shanahan 2013
Alex Connell 1958	Igor Larionov 2008	Darryl Sittler 1989
Murray Costello 2005	Herbie Lewis 1989	Jack Stewart 1964
Alex Delvecchio 1977	Nicklas Lidstrom 2015	Dave Strader 2016
Jim Devellano 2010	Ted Lindsay 1966	Cecil "Tiny" Thompson 1959
Marcel Dionne 1992	Harry Lumley 1980	Norm Ullman 1982
Bernie Federko 2002	Budd Lynch 1985	Rogie Vachon 2016
Sergei Fedorov 2015	Frank Mahovlich 1981	Carl Voss 1974
Viacheslav Fetisov 2001	Bruce Martyn 1991	Jack Walker 1960
Frank Foyston 1958	Mike Modano 2014	Harry Watson 1994
Frank Frederickson 1958	Larry Murphy 2004	Cooney Weiland 1971
Bill Gadsby 1970	Harry Neale 2013	Steve Yzerman 2009
Ed Giacomin 1987	Reg Noble 1962	John A. Ziegler Jr. 1987
Ebbie Goodfellow 1963		

## MEMBERS OF RED WINGS HALL OF FAME

Sid Abel 1944	Gordie Howe 1985	James Norris 1959
Jack Adams 1945	Syd Howe 1944	James D. Norris 1968
Larry Aurie 1944	Tommy Ivan 1977	Marguerite Norris 1977
Marty Barry 1944	Red Kelly 1978	Jimmy Orlando 1962
Mud Bruneteau 1944	Herb Lewis 1944	Marcel Pronovost 1978
Joe Carveth 1978	Ted Lindsay 1962	Bill Quackenbush 1961
Carson Cooper 1949	Carl Liscombe 1964	Terry Sawchuk 1971
Alex Delvecchio 1978	Carl Mattson 1978	Jimmy Skinner 1977
Bill Gadsby 1978	Bucko McDonald 1961	Norm Smith 1963
Ebbie Goodfellow 1944	John Mowers 1946	Jack Stewart 1944
Don Grosso 1947	Reg Noble 1944	Frank "Honey" Walker 1954
George Hay 1944	Bruce A. Norris 1968	Doug Young 1951





# RED WINGS BIGGEST VICTORIES & DEFEATS

## RED WINGS BIGGEST VICTORIES (SCORING 10 GOALS OR MORE)

SEASON	DATE	OPPONENT	SCORE
1930-31	Dec. 25	Toronto	10-1
1934-35	Dec. 13	at St. Louis	11-2
1941-42	Jan. 4	Montreal	10-0
1942-43	Nov. 5	NY Rangers	12-5
1943-44	Jan. 23	NY Rangers	15-0
1943-44	Feb. 3	NY Rangers	12-2
1943-44	Mar. 16	Boston	10-9
1944-45	Nov. 2	NY Rangers	10-3
1944-45	Dec. 27	NY Rangers	11-3
1944-45	Mar. 4	Boston	10-4
1946-47	Mar. 16	at Chicago	10-6
1948-49	Dec. 29	Boston	10-2
1950-51	Feb. 7	Chicago	11-3
1952-53	Nov. 22	Chicago	10-1
1952-53	Dec. 11	at Boston	10-1
1952-53	Mar. 2	Boston	10-2
1964-65	Mar. 18	Boston	10-3
1965-66	Dec. 2	Boston	10-2
1973-74	Oct. 21	California	11-2
1977-78	Nov. 16	St. Louis	10-1
1981-82	Oct. 29	Calgary	12-4
1981-82	Nov. 5	Los Angeles	10-2
1984-85	Feb. 27	Vancouver	11-5
1987-88	Nov. 25	Winnipeg	10-8
1987-88	Dec. 4	Chicago	12-0
1991-92	Nov. 7	St. Louis	10-3
1991-92	Feb. 15	San Jose	11-1
1992-93	Nov. 23	Tampa Bay	10-5
1992-93	Nov. 25	St. Louis	11-6
1993-94	Nov. 27	Dallas	10-4
1993-94	Jan. 6	at San Jose	10-3
1995-96	Dec. 2	at Montreal	11-1

## RED WINGS BIGGEST DEFEATS (ALLOWING 10 GOALS OR MORE)

SEASON	DATE	OPPONENT	SCORE
1939-40	Feb. 13	at Boston	10-3
1941-42	Jan. 25	at NY Rangers	11-2
1945-46	Mar. 17	Toronto	11-7
1958-59	Mar. 7	at Montreal	10-2
1964-65	Dec. 5	at Toronto	10-2
1966-67	Apr. 1	at NY Rangers	10-5
1970-71	Jan. 2	at Toronto	13-0
1970-71	Mar. 16	Boston	11-4
1973-74	Feb. 2	at Philadelphia	12-2
1974-75	Oct. 23	at Atlanta	10-1
1979-80	Mar. 27	at Buffalo	10-1
1980-81	Jan. 15	at Calgary	10-0
1980-81	Jan. 20	at Los Angeles	11-4
1984-85	Dec. 1	at St. Louis	10-5
1985-86	Oct. 17	at Minnesota	10-1
1985-86	Nov. 30	at Montreal	10-1
1985-86	Dec. 11	Minnesota	10-2
1985-86	Dec. 23	at NY Rangers	10-2
1987-88	Feb. 23	Philadelphia	11-6
1988-89	Jan. 20	at Pittsburgh	10-5
1989-90	Oct. 5	at Calgary	10-7
1992-93	Feb. 24	at Buffalo	10-7
1993-94	Oct. 9	at Los Angeles	10-3
2010-11	Mar. 30	St. Louis	10-3



# RED WINGS ALL-TIME SHOOTOUT RESULTS

DATE	OPPONENT	RESULT	DECIDING GOAL	DET GOALIE	OPP GOALIE
12/20/05	Columbus	W, 2-1	Jason Williams	Chris Osgood	Pascal Leclaire
1/28/06	at Dallas	L, 3-2	Mike Modano	Manny Legace	Marty Turco
3/18/06	at Edmonton	W, 2-0	Jason Williams	Manny Legace	Dwayne Roloson
3/21/06	Nashville	L, 4-3	Martin Erat	Manny Legace	Tomas Vokoun
3/25/06	Columbus	L, 1-0	Jaroslav Balastik	Chris Osgood	Pascal Leclaire
4/3/06	at Calgary	W, 2-1	Pavel Datsyuk	Chris Osgood	Miikka Kiprusoff
4/7/06	Columbus	W, 1-0	Tomas Holmstrom	Manny Legace	Marc Denis
10/13/06	Buffalo	L, 1-2	Ales Kotalik	Dominik Hasek	Ryan Miller
11/18/06	at Edmonton	L, 2-3	Raffi Torres	Joey MacDonald	Dwayne Roloson
11/24/06	St. Louis	L, 0-2	Martin Rucinsky	Dominik Hasek	Manny Legace
1/9/07	at Colorado	W, 2-1	Henrik Zetterberg	Dominik Hasek	Peter Budaj
2/23/07	Edmonton	L, 0-1	Ryan Smyth	Dominik Hasek	Dwayne Roloson
3/6/07	Nashville	W, 2-1	Johan Franzen	Chris Osgood	Tomas Vokoun
3/22/07	Columbus	L, 2-3	Sergei Fedorov	Chris Osgood	Fredrik Norrena
3/24/07	St. Louis	L, 0-1	Doug Weight	Dominik Hasek	Jason Bacashihua
3/30/07	Dallas	L, 0-1	Sergei Zubov	Dominik Hasek	Mike Smith
4/5/07	at Chicago	L, 2-3	Patrick Sharp	Chris Osgood	Nikolai Khabibulin
10/30/07	Anaheim	W, 3-2	Jiri Hudler	Dominik Hasek	Ilya Bryzgalov
10/6/07	Chicago	L, 3-4	Patrick Kane	Dominik Hasek	Nikolai Khabibulin
11/7/07	Nashville	W, 3-2	Pavel Datsyuk	Chris Osgood	Chris Mason
11/18/07	Columbus	W, 5-4	Johan Franzen	Chris Osgood	Pascal Leclaire
11/24/07	Columbus	L, 2-3	Rick Nash	Chris Osgood	Pascal Leclaire
12/13/07	Edmonton	L, 3-4	Ales Hemsky	Dominik Hasek	Dwayne Roloson
12/17/07	Washington	W, 4-3	Henrik Zetterberg	Dominik Hasek	Olaf Kolzig
1/10/08	Minnesota	L, 5-6	Marian Gaborik	Chris Osgood	Josh Harding
1/17/08	Vancouver	W, 3-2	Henrik Zetterberg	Dominik Hasek	Roberto Luongo
2/26/08	Edmonton	L, 3-4	Robert Nilsson	Chris Osgood	Mathieu Garon
10/25/08	at Chicago	W, 6-5	Marian Hossa	Ty Conklin	Nikolai Khabibulin
10/27/08	at Los Angeles	W, 4-3	Pavel Datsyuk	Chris Osgood	Jason LaBarbera
12/6/08	Chicago	W, 5-4	Pavel Datsyuk	Ty Conklin	Cristobal Huet
12/13/08	at Phoenix	W, 5-4	Jiri Hudler	Chris Osgood	Ilya Bryzgalov
12/27/08	at Colorado	L, 3-4	Wojtek Wolski	Ty Conklin	Peter Budaj
1/3/09	at Minnesota	W, 3-2	Pavel Datsyuk	Chris Osgood	Josh Harding
2/2/09	at St. Louis	W, 4-3	Marian Hossa	Chris Osgood	Chris Mason
2/15/09	Colorado	L, 5-6	Jordan Leopold	Chris Osgood	Andrew Raycroft
3/12/09	Calgary	L, 5-6	Olli Jokinen	Ty Conklin	Miikka Kiprusoff
4/9/09	Nashville	L, 3-4	Jason Arnott	Chris Osgood	Pekka Rinne
10/17/09	Colorado	L, 3-4	Milan Hejduk	Chris Osgood	Craig Anderson
10/29/09	at Edmonton	L, 5-6	Patrick O'Sullivan	Jimmy Howard	Nikolai Khabibulin
11/5/09	San Jose	W, 2-1	Pavel Datsyuk	Chris Osgood	Evgeni Nabokov
11/21/09	at Montreal	W, 3-2	Pavel Datsyuk	Jimmy Howard	Carey Price
11/28/09	at St. Louis	W, 4-3	Todd Bertuzzi	Jimmy Howard	Chris Mason
12/5/09	at New Jersey	L, 3-4	Patrick Elias	Chris Osgood	Martin Brodeur
1/16/10	at Dallas	L, 2-3	Steve Ott	Jimmy Howard	Alex Auld
1/17/10	Chicago	L, 3-4	Patrick Sharp	Jimmy Howard	Antti Niemi
1/21/10	at Minnesota	W, 4-3	Drew Miller	Jimmy Howard	Niklas Backstrom
1/31/10	at Pittsburgh	L, 1-2	Sidney Crosby	Jimmy Howard	Marc-Andre Fleury
2/9/10	at St. Louis	L, 3-4	Brad Boyes	Jimmy Howard	Chris Mason
2/11/10	San Jose	L, 2-3	Patrick Marleau	Jimmy Howard	Evgeni Nabokov
3/19/10	at Edmonton	L, 2-3	Gilbert Brule	Jimmy Howard	Devan Dubnyk
3/27/10	at Nashville	W, 1-0	Niklas Kronwall	Jimmy Howard	Pekka Rinne
4/9/10	at Columbus	W, 1-0	Todd Bertuzzi	Jimmy Howard	Steve Mason
10/12/10	Colorado	L, 4-5	Brandon Yip	Jimmy Howard	Peter Budaj
1/7/11	at Calgary	W, 5-4	Todd Bertuzzi	Jimmy Howard	Miikka Kiprusoff
1/8/11	at Vancouver	W, 2-1	Jiri Hudler	Jimmy Howard	Roberto Luongo
1/14/11	at Columbus	L, 2-3	Antoine Vermette	Joey MacDonald	Steve Mason
2/20/11	at Minnesota	W, 2-1	Pavel Datsyuk	Jimmy Howard	Niklas Backstrom
2/26/11	at Buffalo	W, 3-2	Pavel Datsyuk	Joey MacDonald	Ryan Miller
3/5/11	at Phoenix	L, 4-5	Radim Vrbata	Jimmy Howard	Ilya Bryzgalov
3/21/11	Pittsburgh	L, 4-5	James Neal	Joey MacDonald	Brent Johnson
11/25/11	at Boston	W, 3-2	Todd Bertuzzi	Jimmy Howard	Tuukka Rask
1/12/12	Phoenix	W, 3-2	Henrik Zetterberg	Jimmy Howard	Mike Smith
1/17/12	at Dallas	W, 3-2	Jiri Hudler	Ty Conklin	Richard Bachman



# RED WINGS ALL-TIME SHOOTOUT RESULTS

DATE	OPPONENT	RESULT	DECIDING GOAL	DET GOALIE	OPP GOALIE
1/19/12	at Phoenix	W, 3-2	Todd Bertuzzi	Jimmy Howard	Mike Smith
1/21/12	Columbus	W, 3-2	Valtteri Filppula	Jimmy Howard	Curtis Sanford
2/2/12	at Vancouver	W, 4-3	Pavel Datsyuk	Jimmy Howard	Roberto Luongo
2/4/12	at Edmonton	L, 4-5	Ryan Nugent-Hopkins	Joey MacDonald	Devan Dubnyk
2/10/12	Anaheim	W, 2-1	Todd Bertuzzi	Joey MacDonald	Jonas Hiller
2/23/12	Vancouver	L, 3-4	Alexandre Burrows	Jimmy Howard	Roberto Luongo
4/1/12	Florida	W, 2-1	Jiri Hudler	Jimmy Howard	Scott Clemmensen
4/4/12	at St. Louis	W, 3-2	Todd Bertuzzi	Jimmy Howard	Brian Elliott
4/7/12	Chicago	L, 2-3	Patrick Kane	Jimmy Howard	Corey Crawford
1/21/13	at Columbus	W, 4-3	Damien Brunner	Jimmy Howard	Sergei Bobrovsky
2/28/13	at San Jose	W, 2-1	Damien Brunner	Jonas Gustavsson	Antti Niemi
3/3/13	Chicago	L, 1-2	Patrick Kane	Jimmy Howard	Corey Crawford
3/10/13	Columbus	L, 2-3	Matt Calvert	Jimmy Howard	Sergei Bobrovsky
4/11/13	San Jose	L, 2-3	Patrick Marleau	Jimmy Howard	Antti Niemi
4/12/13	at Chicago	L, 2-3	Brandon Saad	Jimmy Howard	Corey Crawford
4/20/13	at Vancouver	L, 1-2	Maxim Lapierre	Jimmy Howard	Cory Schneider
10/21/13	San Jose	L, 0-1	Logan Couture	Jimmy Howard	Antti Niemi
11/12/13	Winnipeg	L, 2-3	Andrew Ladd	Jimmy Howard	Ondrej Pavelec
11/15/13	Washington	L, 3-4	Nicklas Backstrom	Jimmy Howard	Braden Holtby
11/16/13	at NY Islanders	L, 4-5	Frans Nielsen	Jonas Gustavsson	Kevin Poulin
12/10/13	at Florida	L, 2-3	Brad Boyes	Jimmy Howard	Tim Thomas
12/12/13	at Tampa Bay	L, 1-2	Martin St-Louis	Jonas Gustavsson	Ben Bishop
12/21/13	at Toronto	W, 5-4	Daniel Alfredsson	Jonas Gustavsson	Jonathan Bernier
1/1/14	Toronto	L, 2-3	Tyler Bozak	Jimmy Howard	Jonathan Bernier
1/18/14	Los Angeles	W, 3-2	Tomas Tatar	Jimmy Howard	Jonathan Quick
1/22/14	Chicago	W, 5-4	Darren Helm	Jonas Gustavsson	Corey Crawford
1/26/14	Florida	L, 4-5	Nick Bjugstad	Jonas Gustavsson	Tim Thomas
1/31/14	Washington	W, 4-3	Patrick Eaves	Jimmy Howard	Michal Neuvirth
3/14/14	Edmonton	W, 2-1	Tomas Tatar	Jimmy Howard	Viktor Fasth
4/9/14	at Pittsburgh	L, 3-4	Jussi Jokinen	Jonas Gustavsson	Marc-Andre Fleury
10/15/14	Boston	L, 2-3	David Krejci	Jimmy Howard	Tuukka Rask
11/2/14	at Buffalo	L, 2-3	Zemgus Girgensons	Jimmy Howard	Michal Neuvirth
11/9/14	Tampa Bay	L, 3-4	Ryan Callahan	Jimmy Howard	Ben Bishop
11/28/14	at New Jersey	W, 5-4	Gustav Nyquist	Petr Mrazek	Cory Schneider
12/10/14	Toronto	L, 1-2	Mike Santorelli	Jimmy Howard	James Reimer
12/12/14	Florida	L, 2-3	Vincent Trocheck	Jimmy Howard	Roberto Luongo
12/16/14	Columbus	L, 0-1	Boone Jenner	Jimmy Howard	Sergei Bobrovsky
12/21/14	Colorado	L, 1-2	Jarome Iginla	Petr Mrazek	Calvin Pickard
1/20/15	Minnesota	W, 5-4	Pavel Datsyuk	Petr Mrazek	Darcy Kuemper
2/14/15	Winnipeg	L, 4-5	Drew Stafford	Jimmy Howard	Michael Hutchinson
2/18/15	at Chicago	W, 3-2	Tomas Tatar	Jimmy Howard	Corey Crawford
2/23/15	at Anaheim	L, 3-4	Jakob Silfverberg	Jimmy Howard	John Gibson
3/31/15	Ottawa	L, 1-2	Mark Stone	Jimmy Howard	Andrew Hammond
4/4/15	at Minnesota	W, 3-2	Darren Helm	Jimmy Howard	Devan Dubnyk
12/1/15	Buffalo	W, 5-4	Brad Richards	Petr Mrazek	Linus Ullmark
12/8/15	at Washington	L, 2-3	T.J. Oshie	Jimmy Howard	Braden Holtby
12/18/15	Vancouver	L, 3-4	Linden Vey	Petr Mrazek	Ryan Miller
1/17/16	Philadelphia	L, 1-2	Jakub Voracek	Petr Mrazek	Michal Neuvirth
2/12/16	Colorado	L, 2-3	Blake Comeau	Petr Mrazek	Semyon Varlamov
2/20/16	at Ottawa	L, 2-3	Kyle Turris	Petr Mrazek	Craig Anderson
2/23/16	Columbus	W, 2-1	Riley Sheahan	Petr Mrazek	Curtis McElhinney
10/27/16	at St. Louis	W, 2-1	Henrik Zetterberg	Petr Mrazek	Jake Allen
11/8/16	at Philadelphia	W, 3-2	Andreas Athanasiou	Jimmy Howard	Steve Mason
11/23/16	at Buffalo	W, 2-1	Thomas Vanek	Jimmy Howard	Robin Lehner
12/6/16	at Winnipeg	W, 4-3	Henrik Zetterberg	Petr Mrazek	Connor Hellebuyck
12/23/16	at Florida	W, 4-3	Frans Nielsen	Jared Coreau	Roberto Luongo
1/18/17	vs. Boston	W, 6-5	Frans Nielsen	Petr Mrazek	Tuukka Rask
2/18/17	vs. Washington	W, 3-2	Henrik Zetterberg	Petr Mrazek	Braden Holtby
3/16/17	at Arizona	W, 5-4	Gustav Nyquist	Petr Mrazek	Mike Smith
4/3/17	at Ottawa	W, 5-4	Evgeny Svechnikov	Petr Mrazek	Craig Anderson

## ALL-TIME SHOOTOUT TOTALS

	WINS	LOSSES	SHOTS	SAVES
HOME	24	39	60-for-215 (27.9%)	135-for-212 (63.7%)
ROAD	34	26	75-for-219 (34.2%)	159-for-222 (71.6%)
TOTAL	58	65	135-for-434 (31.1%)	294-for-434 (67.7%)



# PENALTY SHOTS INVOLVING RED WINGS

(RULE INSTITUTED IN 1934-35) (GOOD UNLESS NG)

DATE	PLAYER	TEAM	GOALIE	TEAM
Nov. 15, 1934	Ebbie Goodfellow-NG	at DETROIT	Percy Jackson	NY Rangers
Nov. 22, 1934	Bill Cook-NG	at NY Rangers	Norm Smith	DETROIT
Nov. 22, 1934	Ebbie Goodfellow-NG	DETROIT	Andy Aitkenhead	at NY Rangers
Nov. 24, 1934	Bill Thomas-NG	at Toronto	Norm Smith	DETROIT
Dec. 13, 1934	Ebbie Goodfellow	DETROIT	Bill Beveridge	at St. Louis
Dec. 20, 1934	Ebbie Goodfellow-NG	at DETROIT	Alex Connell	Mon. Maroons
Feb. 10, 1935	Ebbie Goodfellow-NG	at DETROIT	Alex Connell	Mon. Maroons
Feb. 17, 1935	Ebbie Goodfellow-NG	at DETROIT	Dave Kerr	NY Rangers
Feb. 21, 1935	Earl Robinson-NG	Mon. Maroons	John Roach	at DETROIT
Mar. 3, 1935	Charlie McVeigh-NG	NY Americans	Norm Smith	at DETROIT
Mar. 9, 1935	Armand Mondou-NG	at Mon. Canadiens	Norm Smith	DETROIT
Nov. 14, 1935	Art Coulter-NG	NY Rangers	Norm Smith	at DETROIT
Nov. 24, 1935	Ebbie Goodfellow-NG	at DETROIT	George Hainsworth	Toronto
Dec. 19, 1935	Dave Schriener-NG	at NY Americans	Norm Smith	DETROIT
Dec. 29, 1935	Ebbie Goodfellow-NG	at DETROIT	Cecil Thompson	Boston
Jan. 1, 1936	Paul Thompson	at Chicago	Norm Smith	DETROIT
Nov. 22, 1936	King Clancy-NG	Toronto	Norm Smith	at DETROIT
Dec. 3, 1936	Neil Colville-NG	NY Rangers	Norm Smith	at DETROIT
Dec. 25, 1936	John Sorrell-NG	at DETROIT	Mike Karakas	Chicago
Dec. 31, 1936	Mud Bruneteau-NG	at DETROIT	Roy Worters	NY Americans
Jan. 7, 1937	Hap Emms-NG	at NY Americans	Norm Smith	DETROIT
Feb. 7, 1937	John Sorrell	at DETROIT	Cecil Thompson	Boston
Mar. 4, 1937*	John Sorrell-NG	at DETROIT	Dave Kerr	NY Rangers
Mar. 4, 1937*	Alex Shibicky-NG	NY Rangers	Norm Smith	at DETROIT
Dec. 25, 1937	George Parsons-NG	at Toronto	Norm Smith	DETROIT
Nov. 6, 1938	Charlie Conacher-NG	at DETROIT	Frank Brimsek	Boston
Nov. 24, 1938	Mud Bruneteau-NG (1st. Pd.)	at DETROIT	Mike Karakas	Chicago
Nov. 24, 1938	Mud Bruneteau-NG (2nd. Pd.)	at DETROIT	Mike Karakas	Chicago
Jan. 22, 1939	Woody Dumart	Boston	Cecil Thompson	at DETROIT
Jan. 28, 1939	Nick Metz-NG	at Toronto	Cecil Thompson	DETROIT
Dec. 17, 1939	Ebbie Goodfellow-NG	at DETROIT	Dave Kerr	NY Rangers
Feb. 13, 1940	Ebbie Goodfellow	DETROIT	Frank Brimsek	at Boston
Feb. 29, 1940	Syd Howe-NG	DETROIT	Turk Broda	at Toronto
Mar. 3, 1940	Mud Bruneteau	at DETROIT	Frank Brimsek	Boston
Nov. 19, 1940	Roy Conacher-NG	at Boston	John Mowers	DETROIT
Dec. 5, 1940	Earl Siebert-NG	at Chicago	John Mowers	DETROIT
Dec. 17, 1940	Archie Wilder-NG	DETROIT	Earl Robertson	at NY Americans
Jan. 24, 1941	Charlie Conacher	NY Americans	John Mowers	at DETROIT
Dec. 4, 1941	Don Grosso-NG	at DETROIT	Charlie Rayner	NY Americans
Dec. 25, 1941	Jack Stewart-NG	at DETROIT	Charlie Rayner	NY Americans
Jan. 3, 1942	Sid Abel-NG	DETROIT	Paul Bibault	at Mon. Canadiens
Feb. 22, 1942	Eddie Bush-NG	at DETROIT	Turk Broda	Toronto
Feb. 25, 1942	Sid Abel	DETROIT	Jim Henry	at NY Rangers
Mar. 24, 1942*	Charlie Sands-NG	at Mon. Canadiens	John Mowers	DETROIT
Nov. 21, 1943	Syd Howe	at DETROIT	Hec Highton	Chicago
Jan. 18, 1945	Fred Thurier	NY Rangers	Harry Lumley	at DETROIT
Jan. 21, 1945	Ray Gettiffe	Mon. Canadiens	Harry Lumley	at DETROIT
Nov. 25, 1945	Alex Shibicky	NY Rangers	Harry Lumley	at DETROIT
Jan. 12, 1946	Carl Liscombe-NG	DETROIT	Frank McCool	at Toronto



# PENALTY SHOTS INVOLVING RED WINGS

DATE	PLAYER	TEAM	GOALIE	TEAM
Mar. 9, 1947	Pat Lundy-NG	DETROIT	Frank Brimsek	at Boston
Nov. 19, 1947	Buddy O'Connor-NG	NY Rangers	Harry Lumley	at DETROIT
Mar. 5, 1953	Gordie Howe	at DETROIT	Gump Worsley	NY Rangers
Dec. 31, 1961	Gordie Howe	at DETROIT	John Bower	Toronto
Jan. 31, 1962	Bruce MacGregor-NG	DETROIT	Glenn Hall	at Chicago
Feb. 4, 1962	Alex Delvecchio-NG	DETROIT	Bruce Gamble	at Boston
Mar. 14, 1962	Andy Bathgate	NY Rangers	Hank Bassen	at DETROIT
Nov. 20, 1963	Doug Barkley	DETROIT	Glenn Hall	at Chicago
Nov. 27, 1963	Rod Gilbert	at NY Rangers	Terry Sawchuk	DETROIT
Dec. 8, 1963	Claude LaForge	at DETROIT	Don Simmons	Toronto
Jan. 5, 1967	Norm Ullman	at DETROIT	Glenn Hall	Chicago
Feb. 8, 1967	Pete Stenkowski-NG	at Toronto	Roger Crozier	DETROIT
Jan. 28, 1968	Wayne Connelly-NG	at Minnesota	Roger Crozier	DETROIT
Mar. 9, 1968	Mike Walton	at Toronto	Roger Crozier	DETROIT
Oct. 28, 1968	Claude Provost-NG	Montreal	Roger Crozier	at DETROIT
Dec. 6, 1969	Andre Boudrias-NG	at St. Louis	Roger Crozier	DETROIT
Jan. 14, 1971	Jean Pronovost	Pittsburgh	Roy Edwards	at DETROIT
Feb. 29, 1972	Guy Charron-NG	at DETROIT	Ed Dyck	Vancouver
Jan. 10, 1973	Ron Schock-NG	at Pittsburgh	Roy Edwards	DETROIT
Jan. 28, 1973	Jacques Lemaire-NG	at Montreal	Denis DeJordy	DETROIT
Mar. 7, 1974	Bill Clement	at Philadelphia	Jim Rutherford	DETROIT
Jan. 23, 1975	Pierre Jarry-NG	DETROIT	Roger Crozier	at Buffalo
Feb. 1, 1975	Lorne Henning	NY Islanders	Jim Rutherford	at DETROIT
Dec. 4, 1976	Dennis Polonich-NG	DETROIT	Rogatien Vachon	at Los Angeles
Dec. 12, 1976	Bill Lochead-NG	DETROIT	Gilles Gilbert	at Boston
Jan. 6, 1977	Dean Talafoos-NG	Minnesota	Ed Giacomin	at DETROIT
Mar. 12, 1977	Lanny McDonald-NG	Toronto	Jim Rutherford	at DETROIT
Nov. 5, 1977	Reed Larson-NG	at DETROIT	Gilles Meloche	Cleveland
Mar. 5, 1978	Andre St. Laurent-NG	at DETROIT	Gary Smith	Minnesota
Nov. 22, 1978	Dale McCourt-NG	DETROIT	Mario Lessard	at Los Angeles
Jan. 30, 1980	Mike Foligno	DETROIT	Paul Harrison	at Toronto
Mar. 26, 1980	Mike Foligno-NG	at DETROIT	Ron Low	Edmonton
Mar. 14, 1981	Bernie Federko	at St. Louis	Larry Lozinski	DETROIT
Feb. 11, 1982	Thomas Gradin	at DETROIT	Gilles Gilbert	Vancouver
Feb. 11, 1982	Ivan Hlinka	at DETROIT	Gilles Gilbert	Vancouver
Dec. 8, 1982	Clark Gillies-NG	NY Islanders	Corrado Miclaef	at DETROIT
Dec. 10, 1983	Alain Lemieux	at St. Louis	Greg Stefan	DETROIT
Jan. 9, 1984	Ron Duguay-NG	at DETROIT	Grant Fuhr	Edmonton
Jan. 14, 1984	Brent Peterson	Buffalo-NG	Greg Stefan	at DETROIT
Feb. 1, 1984	Bob Crawford	Hartford	Ken Holland	at DETROIT
Feb. 7, 1985	Dwight Foster	at DETROIT	Rick Wamsley	St. Louis
Oct. 8, 1985	Bo Berglund	Minnesota	Corrado Micalef	at DETROIT
Oct. 16, 1985	Gerard Gallant	at DETROIT	Brian Hayward	Winnipeg
Dec. 15, 1985	Denis Savard	at Chicago	Greg Stefan	DETROIT
Feb. 16, 1986	Pierre LaRouche-NG	at NY Rangers	Corrado Micalef	DETROIT
Feb. 16, 1986	Mike Ridley-NG	at NY Rangers	Corrado Micalef	DETROIT
Feb. 17, 1987	Petr Klima-NG	DETROIT	John Vanbiesbrouck	at NY Rangers
Mar. 5, 1987	Bob Probert	at DETROIT	Kari Takko	Minnesota



# PENALTY SHOTS INVOLVING RED WINGS

DATE	PLAYER	TEAM	GOALIE	TEAM
Mar. 25, 1987	Mel Bridgman	at DETROIT	Roland Melanson	Los Angeles
Nov. 22, 1987	Steve Yzerman-NG	at DETROIT	Doug Kerns	Boston
Feb. 3, 1988	Denis Savard-NG	at Chicago	Glen Hanlon	DETROIT
Apr. 9, 1988*	Petr Klima	DETROIT	Allan Bester	at Toronto
Oct. 28, 1988	Miroslav Frycer-NG	at DETROIT	Don Beaupre	Minnesota
Feb. 13, 1989	Steve Yzerman	at DETROIT	Bob Essensa	Winnipeg
Feb. 19, 1989	Mike Foligno-NG	at Buffalo	Glen Hanlon	DETROIT
Mar. 31, 1989	Petr Klima-NG	at DETROIT	Jon Casey	Minnesota
Nov. 3, 1989	Jimmy Carson-NG	at DETROIT	Mike Liut	Hartford
Feb. 19, 1990	Russ Courtnall	Montreal	Tim Cheveldae	at DETROIT
Nov. 23, 1990	Rich Sutter-NG	St. Louis	Tim Cheveldae	at DETROIT
Nov. 29, 1990	Joe Kocur	DETROIT	Jacques Cloutier	at Chicago
Jan. 9, 1991	Ken Linseman-NG	Edmonton	Tim Cheveldae	at DETROIT
Jan. 25, 1991	Brent Fedyk-NG	at DETROIT	Vince Riendeau	St. Louis
Oct. 30, 1991	Kevin Miller	at DETROIT	Patrick Roy	Montreal
Nov. 2, 1991	Wes Walz-NG	at Boston	Tim Cheveldae	DETROIT
Jan. 3, 1992	Steve Yzerman	at DETROIT	Grant Fuhr	Toronto
Jan. 29, 1992	Steve Yzerman	at DETROIT	Daren Puppa	Buffalo
Nov. 27, 1992	Paul Ysebaert	at DETROIT	Rob Stauber	Los Angeles
Mar. 18, 1993	Steve Yzerman-NG	at DETROIT	Darcy Wakaluk	Minnesota
Dec. 27, 1993	Sergei Fedorov	DETROIT	Andy Moog	at Dallas
Mar. 4, 1994	Peter Zedel-NG	Toronto	Chris Osgood	at DETROIT
Mar. 22, 1994	Mark Howe-NG	at DETROIT	Ed Belfour	Chicago
Feb. 12, 1995	Sergei Fedorov-NG	at DETROIT	Kelly Hrudey	Los Angeles
Mar. 22, 1995	Bob Errey-NG	at DETROIT	Nikolai Khabibulin	Winnipeg
Apr. 1, 1995	Dave Gagner-NG	at Dallas	Chris Osgood	DETROIT
Nov. 2, 1995	Steve Yzerman-NG	DETROIT	Blaine Lacher	at Boston
Nov. 22, 1995	Igor Larionov	DETROIT	Arturs Irbe	at San Jose
Nov. 18, 1996	Mike Hudson-NG	at Phoenix	Chris Osgood	DETROIT
Nov. 5, 1997	Brendan Shanahan-NG	DETROIT	Trevor Kidd	at Carolina
Dec. 1, 1997	Alexander Mogilny	at Vancouver	Chris Osgood	DETROIT
Oct. 29, 1998	Geoff Courtnall	at St. Louis	Chris Osgood	DETROIT
Feb. 26, 1999	Pavel Bure	Florida	Chris Osgood	at DETROIT
Dec. 28, 1999	Miroslav Satan-NG	at Buffalo	Ken Wregget	DETROIT
Mar. 18, 2000	Chris Drury	at Colorado	Ken Wregget	DETROIT
Feb. 18, 2001	Joe Nieuwendyk	at Dallas	Chris Osgood	DETROIT
Feb. 26, 2002	Dan Boyle-NG	at Tampa Bay	Dominik Hasek	DETROIT
Apr. 21, 2002*	Todd Bertuzzi	at Vancouver	Dominik Hasek	DETROIT
Dec. 6, 2002	Mathieu Dandenault-NG	at Dallas	Marty Turco	Dallas
Jan. 19, 2003	Tomas Holmstrom-NG	at DETROIT	Dan Cloutier	Vancouver
Nov. 1, 2003	Brendan Shanahan - NG	DETROIT	Tommy Salo	at Edmonton
Nov. 15, 2003	Pavel Datsyuk - NG	DETROIT	Dwayne Roloson	at Minnesota
Dec. 13, 2003	Brett Hull - NG	DETROIT	Olaf Kolzig	at Washington
Apr. 7, 2004*	Steve Sullivan - NG	Nashville	Manny Legace	at DETROIT
Nov. 1, 2005	Robert Lang - NG	Detroit	Nikolai Khabibulin	Chicago
Nov. 28, 2005	Joseph Corvo	at Los Angeles	Jimmy Howard	DETROIT
Dec. 1, 2005	Shean Donovan	Calgary	Jimmy Howard	at DETROIT
Feb. 28, 2006	Nils Ekman - NG	at San Jose	Manny Legace	DETROIT
Mar. 4, 2006	Nicklas Lidstrom - NG	DETROIT	Philippe Sauve	at Phoenix
Mar. 7, 2006	Mark Mowers - NG	DETROIT	Curtis Joseph	Phoenix





# PENALTY SHOTS INVOLVING RED WINGS

DATE	PLAYER	TEAM	GOALIE	TEAM
Mar. 21, 2006	Scott Hartnell	Nashville	Manny Legace	at DETROIT
Mar. 4, 2007	Tomas Holmstrom - NG	DETROIT	Peter Budaj	Colorado
Apr. 21, 2007*	Dan Cleary	DETROIT	Miikka Kiprusoff	Calgary
Dec. 10, 2007	Valteri Filppula	DETROIT	Dan Ellis	at Nashville
Dec. 15, 2007	Valteri Filppula	at DETROIT	Tomas Vokoun	Florida
Dec. 15, 2007	Pavel Datsyuk - NG	at DETROIT	Tomas Vokoun	Florida
Dec. 29, 2007	Radim Vrbata	at Phoenix	Chris Osgood	DETROIT
Mar. 11, 2008	Robert Lang - NG	Chicago	Chris Osgood	at DETROIT
Dec. 15, 2008	Jordan Leopold	Colorado	Chris Osgood	at DETROIT
Apr. 11, 2009	Dustin Byfuglien	Chicago	Ty Conklin	at DETROIT
Oct. 13, 2009	Valteri Filppula - NG	DETROIT	Ryan Miller	at Buffalo
Dec. 6, 2009	Ryan Callahan - NG	at NY Rangers	Jimmy Howard	DETROIT
Mar. 15, 2010	Curtis Glencross - NG	at Calgary	Jimmy Howard	DETROIT
Apr. 9, 2010	Darren Helm - NG	DETROIT	Steve Mason	at Columbus
May 4, 2010*	Henrik Zetterberg - NG	at DETROIT	Evgeni Nabokov	San Jose
May 8, 2010*	Joe Pavelski - NG	at San Jose	Jimmy Howard	DETROIT
Nov. 11, 2010	Mike Modano - NG	at DETROIT	Nikolai Khabibulin	Edmonton
Nov. 26, 2010	Jared Boll - NG	at Columbus	Jimmy Howard	DETROIT
Jan. 18, 2011	Chris Conner	at Pittsburgh	Joey MacDonald	DETROIT
Mar. 2, 2011	Bobby Ryan	at Anaheim	Jimmy Howard	DETROIT
Nov. 19, 2011	Anze Kopitar - NG	at Los Angeles	Jimmy Howard	DETROIT
Dec. 30, 2011	Jonathan Toews	at Chicago	Jimmy Howard	DETROIT
Jan. 7, 2012	Phil Kessel	at Toronto	Jimmy Howard	DETROIT
Jan. 8, 2012	Jimmy Hayes - NG	at Chicago	Ty Conklin	DETROIT
Feb. 5, 2013	Jarome Iginla - NG	Calgary	Jimmy Howard	DETROIT
Mar. 13, 2013	Mikael Backlund - NG	at Calgary	Jonas Gustavsson	DETROIT
Mar. 16, 2013	Jannik Hansen - NG	at Vancouver	Jimmy Howard	DETROIT
Mar. 25, 2013	Lauri Korpikoski - NG	at Phoenix	Jonas Gustavsson	DETROIT
Apr. 14, 2013	Bobby Butler - NG	at Nashville	Jimmy Howard	DETROIT
May 27, 2013*	Michael Frolik	Chicago	Jimmy Howard	at DETROIT
Oct. 2, 2013	Cory Emmerton - NG	at DETROIT	Ryan Miller	Buffalo
Nov. 24, 2013	Steve Ott - NG	at Buffalo	Jonas Gustavsson	DETROIT
Jan. 4, 2014	Justin Abdelkader - NG	DETROIT	Dan Ellis	at Dallas
Feb. 3, 2014	David Booth - NG	Vancouver	Jimmy Howard	at DETROIT
Feb. 8, 2014	Nikita Kucherov - NG	at Tampa Bay	Jimmy Howard	DETROIT
Mar. 22, 2014	Charlie Coyle	at Minnesota	Jimmy Howard	DETROIT
Oct. 31, 2014	Dustin Brown - NG	Los Angeles	Jimmy Howard	at DETROIT
Nov. 5, 2014	Gustav Nyquist - NG	DETROIT	Henrik Lundqvist	at NY Rangers
Feb. 5, 2015	Martin Erat - NG	at Arizona	Petr Mrazek	DETROIT
Dec. 14, 2015	Tomas Jurco - NG	DETROIT	Henrik Lundqvist	at NY Rangers
Feb. 21, 2016	Jesper Fast - NG	at NY Rangers	Petr Mrazek	DETROIT
Jan. 5, 2017	Tanner Pearson - NG	at Los Angeles	Jared Coreau	DETROIT
Mar. 15, 2017	Gabriel Landeskog - NG	at Colorado	Jimmy Howard	DETROIT
* - Playoffs				



# DETROIT RED WINGS ALL-TIME HAT TRICKS

## REGULAR SEASON AND PLAYOFFS

1926-27 — Duke Keats vs. Pittsburgh, Mar. 10, 1927	
1927-28 — Larry Aurie @ NY Rangers, Jan. 3, 1928	
George Hay vs. Toronto, Mar. 6, 1928	
1928-29 — NONE	
1929-30 — Carson Cooper @ Montreal Maroons, Nov. 28, 1929	
Herbie Lewis (4) vs. Pittsburgh, Feb. 9, 1930	
1930-31 — Larry Aurie @ NY Americans, Dec. 21, 1930	
Ebbie Goodfellow (4) vs. Toronto, Dec. 25, 1930	
1931-32 — NONE	
1932-33 — Johnny Sorrell vs. NY Americans, Nov. 15, 1932	
1933-34 — Johnny Sorrell (4) vs. NY Americans, Nov. 12, 1933	
1934-35 — Cooney Weiland @ St. Louis, Dec. 13, 1934	
1935-36 — Marty Barry vs. Montreal, Jan. 5, 1936	
Syd Howe vs. NY Americans, March 22, 1936	
1936-37 — Larry Aurie @ NY Rangers, Feb. 2, 1937	
Johnny Sorrell vs. Boston, Feb. 7, 1937	
Syd Howe vs. Chicago, Feb. 21, 1937	
Marty Barry @ Montreal Maroons, Mar. 2, 1937	
1937-38 — Herbie Lewis vs. Boston, Mar. 6, 1938	
Carl Liscombe vs. Chicago, Mar. 13, 1938	
1938-39 — Gus Geisberecht vs. NY Americans, Feb. 5, 1939	
Syd Howe vs. NY Americans, Mar. 2, 1939	
*Syd Howe vs. Montreal, Mar. 23, 1939	
1939-40 — Syd Howe vs. Canadiens, Dec. 25, 1939	
1940-41 — Mud Bruneteau (4) @ NY Americans, Mar. 6, 1941	
1941-42 — NONE	
1942-43 — Carl Liscombe vs. NY Rangers, Nov. 5, 1942	
Syd Howe @ Toronto, Dec. 12, 1942	
Carl Liscombe vs. NY Rangers, Jan. 24, 1943	
*Mud Bruneteau vs. Boston, April 1, 1943	
*Don Grosso @ Boston, April 7, 1943	
1943-44 — Mud Bruneteau (4) vs. Boston, Nov. 7, 1943	
Mud Bruneteau vs. Chicago, Nov. 21, 1943	
Syd Howe vs. NY Rangers, Jan. 23, 1944	
Syd Howe (6) vs. NY Rangers, Feb. 3, 1944	
Joe Carveth @ NY Rangers, Feb. 10, 1944	
Adam Brown vs. NY Rangers, Mar. 2, 1944	
Mud Bruneteau vs. Toronto, Mar. 12, 1944	
Carl Liscombe vs. Boston, Mar. 16, 1944	
1944-45 — Jud McAtee vs. NY Rangers, Nov. 2, 1944	
Flash Hollett vs. NY Rangers, Dec. 21, 1944	
Joe Carveth vs. Boston, Mar. 4, 1945	
*Carl Liscombe (4) vs. Boston, Apr. 3, 1945	
1945-46 — Adam Brown vs. Boston, Oct. 28, 1945	
1946-47 — Pete Horeck (4) vs. Chicago, Jan. 23, 1947	
Roy Conacher vs. Montreal, Feb. 22, 1947	
Roy Conacher (4) @ Chicago, Mar. 16, 1947	
Ted Lindsay vs. Chicago, Mar. 16, 1947	
1947-48 — Jim McFadden vs. Chicago, Nov. 22, 1947	
1948-49 — Gerry Couture @ Chicago, Nov. 28, 1948	
Ted Lindsay @ Chicago, Feb. 2, 1949	
1949-50 — Sid Abel vs. Boston, Nov. 2, 1949	
Gerry Couture (4) @ Boston, Feb. 11, 1950	
Gordie Howe @ Boston, Feb. 11, 1950	
Gordie Howe vs. Toronto, Mar. 19, 1950	
1950-51 — Gordie Howe @ Chicago, Jan. 17, 1951	
Gordie Howe @ Chicago, Jan. 23, 1951	
George Gee @ Chicago, Mar. 11, 1951	
Gordie Howe vs. Chicago, Mar. 17, 1951	
1951-52 — Gordie Howe vs. Montreal, Dec. 31, 1951	
Gordie Howe vs. Montreal, Mar. 23, 1952	
1952-53 — Gordie Howe vs. Toronto, Jan. 11, 1953	
Gordie Howe vs. Chicago, Jan. 29, 1953	
Ted Lindsay (4) vs. Boston, Mar. 2, 1953	
1953-54 — NONE	
1954-55 — Red Kelly vs. Boston, Oct. 21, 1954	
Dutch Reibel @ Chicago, Jan. 9, 1955	
Gordie Howe vs. Chicago, Mar. 3, 1955	
Dutch Reibel vs. Toronto, Mar. 13, 1955	
Ted Lindsay vs. Montreal, Mar. 20, 1955	
*Ted Lindsay (4) vs. Montreal, Apr. 5, 1955	
*Gordie Howe vs. Montreal, Apr. 10, 1955	
1955-56 — Gordie Howe vs. Boston, Jan. 19, 1956	
1956-57 — Ted Lindsay vs. Montreal, Nov. 18, 1956	
Gordie Howe vs. NY Rangers, Dec. 25, 1956	
Lorne Ferguson @ NY Rangers, Feb. 2, 1957	
1957-58 — Jack McIntyre vs. Boston, Feb. 22, 1958	
1958-59 — Alex Delvecchio @ Chicago, Oct. 18, 1958	
Johnny Wilson vs. Boston, Nov. 18, 1958	
1959-60 — Norm Ullman vs. Boston, Jan. 21, 1960	
1960-61 — Howie Glover @ Toronto, Jan. 4, 1961	
Norm Ullman (4) vs. NY Rangers, Mar. 14, 1961	
1961-62 — Vic Stasiuk vs. Boston, Oct. 19, 1961	
Norm Ullman vs. Toronto, Dec. 3, 1961	
Gordie Howe vs. Toronto, Dec. 31, 1961	
1962-63 — Norm Ullman vs. NY Rangers, Mar. 14, 1963	
1963-64 — Norm Ullman @ Boston, Mar. 8, 1964	
Floyd Smith vs. Chicago, Mar. 15, 1964	
*Norm Ullman @ Chicago, Mar. 29, 1964	
*Norm Ullman vs. Chicago, Apr. 7, 1964	
1964-65 — Norm Ullman vs. Montreal, Feb. 28, 1965	
Norm Ullman @ NY Rangers, Mar. 19, 1965	
Gordie Howe vs. Chicago, Mar. 21, 1965	
Alex Delvecchio vs. NY Rangers, Mar. 25, 1965	
*Norm Ullman vs. Chicago, Apr. 11, 1965	
1965-66 — Norm Ullman vs. Boston, Dec. 2, 1965	
Gordie Howe @ Boston, Dec. 12, 1965	
Bruce MacGregor @ Chicago, Dec. 19, 1965	
Norm Ullman vs. Toronto, Jan. 16, 1966	
1966-67 — Paul Henderson (4) vs. NY Rangers, Oct. 27, 1966	
Dean Prentice vs. NY Rangers, Jan. 22, 1967	
Norm Ullman @ Toronto, Feb. 8, 1967	
1967-68 — Norm Ullman vs. Montreal, Dec. 17, 1967	
Floyd Smith vs. Los Angeles, Feb. 1, 1968	
Gordie Howe @ St. Louis, March 16, 1968	
1968-69 — Frank Mahovlich vs. Boston, Oct. 31, 1968	
Garry Unger vs. Minnesota, Dec. 15, 1968	
Frank Mahovlich vs. Minnesota, Dec. 31, 1968	



# DETROIT RED WINGS ALL-TIME HAT TRICKS

## REGULAR SEASON AND PLAYOFFS

	Pete Stelmowski vs. Los Angeles, Jan. 9, 1969	1983-84	Ron Duguay vs. Chicago, Nov. 3, 1983
	Frank Mahovlich (4) vs. Oakland, Jan. 12, 1969		Steve Yzerman vs. Toronto, Dec. 23, 1983
	Gordie Howe vs. Chicago, Feb. 6, 1969		John Ogrodnick vs. Toronto, Dec. 23, 1983
	Frank Mahovlich vs. Los Angeles, Feb. 9, 1969		Ivan Boldirev @ Toronto, Feb. 19, 1984
1969-70	Gordie Howe vs. Los Angeles, Feb. 16, 1969		Ivan Boldirev (4) @ Los Angeles, March 24, 1984
	Gordie Howe vs. Pittsburgh, Nov. 2, 1969	1984-85	John Ogrodnick vs. Toronto, Dec. 4, 1984
	Frank Mahovlich @ Montreal, Nov. 19, 1969		Lane Lambert @ Calgary, Dec. 28, 1984
	Garry Unger vs. Oakland, Dec. 28, 1969		Ron Duguay @ Chicago, Feb. 17, 1985
	Alex Delvecchio @ Philadelphia, Jan. 3, 1970		Danny Gare vs. Vancouver, Feb. 27, 1985
1970-71	NONE		Reed Larson vs. Vancouver, Feb. 27, 1985
1971-72	Nick Libett @ Buffalo, Jan. 27, 1972		Ron Duguay vs. Minnesota, Mar. 1, 1985
	Mickey Redmond vs. California, Feb. 6, 1972		John Ogrodnick @ Edmonton, Mar. 13, 1985
	Marcel Dionne vs. Montreal, Mar. 19, 1972		Ron Duguay @ Vancouver, Mar. 15, 1985
1972-73	Mickey Redmond @ Vancouver, Jan. 12, 1973		Steve Yzerman @ Toronto, Mar. 30, 1985
	Marcel Dionne vs. Montreal, Feb. 22, 1973	1985-86	Danny Gare vs. Pittsburgh, Oct. 30, 1985
1973-74	Guy Charron vs. California, Oct. 21, 1973		Warren Young @ St. Louis, Dec. 7, 1985
	Guy Charron vs. Toronto, Nov. 11, 1973		Petr Klima @ Chicago, Mar. 5, 1986
	Red Berenson vs. Los Angeles, Jan. 12, 1974		Petr Klima vs. Chicago, Mar. 22, 1986
	Mickey Redmond vs. NY Islanders, Feb. 24, 1974	1986-87	Shawn Burr @ Philadelphia, Nov. 13, 1986
1974-75	Mickey Redmond vs. Washington, Oct. 19, 1974		Petr Klima @ Boston, Mar. 2, 1987
	Marcel Dionne vs. NY Rangers, Nov. 20, 1974	1987-88	Tim Higgins vs. Chicago, Dec. 4, 1987
	Marcel Dionne @ Boston, Dec. 5, 1974		Gerard Gallant vs. Minnesota, Dec. 18, 1987
	Phil Roberto vs. Toronto, Feb. 9, 1975		Bob Probert vs. St. Louis, Dec. 31, 1987
	Danny Grant @ Vancouver, Feb. 14, 1975		Steve Yzerman @ Winnipeg, Jan. 3, 1988
	Mickey Redmond vs. NY Rangers, Mar. 22, 1975		Steve Yzerman @ Montreal, Feb. 6, 1988
1975-76	Michel Bergeron @ Washington, Dec. 12, 1975		Gerard Gallant vs. New Jersey, Feb. 12, 1988
	Michel Bergeron (4) vs. St. Louis, Mar. 18, 1976		Gerard Gallant vs. NY Rangers, Mar. 26, 1988
1976-77	Dan Maloney vs. Cleveland, Nov. 19, 1976		*Petr Klima vs. Toronto, Apr. 7, 1988
	Dennis Hextall vs. Atlanta, Dec. 18, 1976		*Petr Klima vs. St. Louis, Apr. 21, 1988
1977-78	Dale McCourt vs. Washington, Jan. 22, 1978	1988-89	Steve Yzerman vs. Philadelphia, Nov. 4, 1988
	Paul Woods vs. Vancouver, Feb. 12, 1978		Steve Yzerman @ Philadelphia, Nov. 12, 1988
	Dale McCourt vs. Atlanta, Feb. 16, 1978		Gerard Gallant vs. St. Louis, Jan. 4, 1989
	Dale McCourt vs. Atlanta, Mar. 22, 1978		Dave Barr @ NY Islanders, Feb. 21, 1989
1978-79	Vaclav Nedomansky vs. Chicago, Oct. 28, 1978		*Steve Yzerman vs. Chicago, Apr. 6, 1989
	Errol Thompson @ Boston, Dec. 7, 1978	1989-90	Steve Yzerman vs. Chicago, Dec. 15, 1989
	Dale McCourt vs. Vancouver, Dec. 20, 1978		Jimmy Carson @ Toronto, Dec. 27, 1989
	Dale McCourt vs. Pittsburgh, Feb. 18, 1979		Shawn Burr vs. Minnesota, Jan. 9, 1990
	Vaclav Nedomansky vs. Colorado, Feb. 25, 1979		Steve Yzerman (4) vs. Edmonton, Jan. 31, 1990
	Andre St. Laurent vs. Colorado, Feb. 25, 1979		Steve Yzerman vs. Los Angeles, Feb. 14, 1990
	Vaclav Nedomansky vs. St. Louis, Feb. 28, 1979	1990-91	Steve Yzerman @ Toronto, Nov. 17, 1990
1979-80	Vaclav Nedomansky @ Winnipeg, Oct. 17, 1979		Johan Garpenlov (4) vs. St. Louis, Nov. 23, 1990
	Errol Thompson @ Chicago, Dec. 16, 1979		Steve Yzerman @ Philadelphia, Dec. 22, 1990
	Mike Foligno @ Québec, Jan. 27, 1980		Steve Yzerman @ St. Louis, Jan. 26, 1991
	Mike Foligno vs. Pittsburgh, Jan. 31, 1980		Jimmy Carson vs. Québec, Mar. 5, 1991
1980-81	Dale McCourt @ Colorado, Dec. 20, 1980		*Steve Yzerman vs. St. Louis, Apr. 4, 1991
	Reed Larson @ Pittsburgh, Jan. 3, 1981	1991-92	Ray Sheppard @ Calgary, Nov. 12, 1991
	Dale McCourt vs. NY Rangers, Feb. 19, 1981		Steve Yzerman vs. Calgary, Dec. 3, 1991
1981-82	Mike Foligno vs. Calgary, Oct. 29, 1981		Paul Ysebaert vs. Toronto, Jan. 3, 1992
	John Ogrodnick vs. Calgary, Oct. 29, 1981		Steve Yzerman vs. Buffalo, Jan. 29, 1992
	John Ogrodnick vs. Los Angeles, Nov. 5, 1981		Kevin Miller @ Buffalo, Feb. 12, 1992
	Mark Osborne @ St. Louis, Dec. 1, 1981		Jimmy Carson vs. San Jose, Feb. 15, 1992
1982-83	John Ogrodnick vs. Calgary, Dec. 12, 1982		Steve Yzerman @ Minnesota, Apr. 4, 1992
	Reed Larson @ Pittsburgh, Feb. 15, 1983		*Ray Sheppard @ Minnesota, Apr. 24, 1992
	Ivan Boldirev vs. Hartford, Feb. 20, 1983	1992-93	Steve Yzerman @ St. Louis, Oct. 24, 1992



# DETROIT RED WINGS ALL-TIME HAT TRICKS

## REGULAR SEASON AND PLAYOFFS

	Jimmy Carson vs. Pittsburgh, Nov. 13, 1992		*Pavel Datsyuk @ Dallas, May 12, 2008
	Steve Yzerman @ Calgary, Jan. 26, 1993	2008-09 -	NONE
	Steve Yzerman @ Chicago, Feb. 14, 1993	2009-10	<b>HENRIK ZETTERBERG vs. Anaheim, Nov. 14, 2009</b>
	*Dino Ciccarelli vs. Toronto, Apr. 29, 1993		<b>*HENRIK ZETTERBERG @ Phoenix, Apr. 16, 2010</b>
1993-94 -	Shawn Burr @ Buffalo, Oct. 18, 1993		<b>*JOHAN FRANZEN (4) vs. San Jose, May 6, 2010</b>
	Ray Sheppard @ San Jose, Jan. 6, 1994	2010-11	Nicklas Lidstrom vs. St. Louis, Dec. 15, 2010
	Vyacheslav Kozlov @ San Jose, Jan. 6, 1994		Patrick Eaves vs. Dallas, Dec. 29, 2010
	Ray Sheppard vs. Winnipeg, Jan. 29, 1994		<b>JOHAN FRANZEN (5) @ Ottawa, Feb. 2, 2011</b>
	Sergei Fedorov vs. Calgary, Mar. 1, 1994	2011-12	<b>JOHAN FRANZEN vs. Colorado, Nov. 8, 2011</b>
	Dino Ciccarelli (4) @ Vancouver, Apr. 5, 1994	2012-13	<b>HENRIK ZETTERBERG vs. St. Louis, Feb. 1, 2013</b>
1995 -	Ray Sheppard vs. Vancouver, Jan. 24, 1995		<b>JUSTIN ABDELKADER @ Anaheim, Mar. 22, 2013</b>
	Sergei Fedorov (4) vs. Los Angeles, Feb. 12, 1995	2013-14	<b>GUSTAV NYQUIST @ Washington, Feb. 2, 2014</b>
	*Dino Ciccarelli @ Dallas, May 11, 1995		<b>JOHAN FRANZEN @ Ottawa, Feb. 27, 2014</b>
1995-96 -	Vyacheslav Kozlov (4) @ Montreal, Dec. 2, 1995		<b>DARREN HELM @ Toronto, Mar. 29, 2014</b>
	*Steve Yzerman @ St. Louis, May 8, 1996	2014-15	<b>HENRIK ZETTERBERG vs. Buffalo, Jan. 18, 2015</b>
1996-97 -	Brendan Shanahan vs. Toronto, Nov. 27, 1996	2015-16	<b>JUSTIN ABDELKADER vs. Toronto, Oct. 9, 2015</b>
	Sergei Fedorov (5) vs. Washington, Dec. 26, 1996	2016-17	<b>MIKE GREEN vs. Ottawa, Oct. 17, 2016</b>
	Brendan Shanahan @ Pittsburgh, Feb. 8, 1997		<b>TOMAS TATAR vs. Anaheim, Dec. 17, 2016</b>
	Brendan Shanahan vs. San Jose, Feb. 12, 1997		
1997-98 -	Doug Brown vs. New Jersey, Dec. 19, 1997		*-Playoffs
	Kirk Maltby @ Toronto, Dec. 27, 1997		
1998-99 -	Brendan Shanahan vs. St. Louis, Oct. 16, 1998		<b>ACTIVE PLAYERS IN BOLD CAPITALS</b>
	Vyacheslav Kozlov @ Buffalo, Feb. 21, 1999		
	Brendan Shanahan @ Phoenix, Mar. 5, 1999		
	*Steve Yzerman vs. Anaheim, Apr. 21, 1999		
1999-00 -	Martin Lapointe vs. NY Rangers, Mar. 26, 2000		
	*Martin Lapointe vs. Los Angeles, Apr. 15, 2000		
2000-01 -	Sergei Fedorov vs. Boston, Nov. 22, 2001		
	Brendan Shanahan (4) vs. Calgary, Mar. 15, 2001		
	Tomas Holmstrom @ San Jose, Mar. 18, 2001		
2001-02 -	Brendan Shanahan @ San Jose, Oct. 4, 2001		
	Brett Hull @ St. Louis, Jan. 26, 2002		
	*Brett Hull @ Vancouver, Apr. 27, 2002		
	*Darren McCarty vs. Colorado, May 18, 2002		
2002-03 -	Sergei Fedorov vs. Pittsburgh, Oct. 25, 2002		
	Brendan Shanahan vs. Edmonton, Feb. 20, 2003		
	Brett Hull vs. Ottawa, Mar. 16, 2003		
	Brett Hull @ St. Louis, Mar. 29, 2003		
2003-04 -	Brendan Shanahan vs. Nashville, Mar. 14, 2004		
2005-06 -	Jason Williams vs. Columbus, Oct. 22, 2005		
	Mathieu Schneider @ San Jose, Nov. 26, 2005		
	Brendan Shanahan @ Chicago, Apr. 13, 2006		
2006-07 -	Mathieu Schneider vs. Phoenix, Oct. 11, 2006		
	Dan Cleary @ Columbus, Dec. 28, 2006		
	Tomas Holmstrom @ Phoenix, Jan. 11, 2007		
	<b>HENRIK ZETTERBERG @ Phoenix, Feb. 17, 2007</b>		
	Tomas Holmstrom @ Nashville, Feb. 24, 2007		
2007-08 -	<b>HENRIK ZETTERBERG vs. Minnesota, Dec. 7, 2007</b>		
	<b>HENRIK ZETTERBERG vs. Columbus, Mar. 19, 2008</b>		
	<b>*JOHAN FRANZEN vs. Colorado, Apr. 26, 2008</b>		
	<b>*JOHAN FRANZEN @ Colorado, May 1, 2008</b>		



# GAME-BY-GAME STANLEY CUP® PLAYOFF RESULTS

**1929**

## DETROIT VS. TORONTO

Date	W/L	Score	Home/Away
3/19	L	1-3	Home
3/21	L	1-4	Away

Toronto won series 7 goals to 2

**1932**

## DETROIT VS. MONTREAL MAROONS

Date	W/L	Score	Home/Away
3/27	TIE	1-1	Home
3/29	L	0-2*	Away

\*Shutout by Flat Walsh

Montreal won series 3 goals to 1

**1933**

## DETROIT VS. MONTREAL MAROONS

Date	W/L	Score	Home/Away
3/25	W	2-0*	Away
3/28	W	3-2	Home

\*Shutout by John Roach

Detroit won series 5 goals to 2

## DETROIT VS. NEW YORK RANGERS

Date	W/L	Score	Home/Away
3/30	L	0-2*	Away
4/2	L	3-4	Home

\*Shutout by Andy Aitkenhead

New York Rangers won series 6 goals to 3

**1934**

## DETROIT VS. TORONTO

Date	W/L	Score	Home/Away
3/22	W	2-1 OT#	Away
3/24	W	6-3	Away
3/26	L	1-3	Home
3/28	L	1-5	Home
3/30	W	1-0*	Home

#Herbie Lewis scored at 1:33 of OT

\*Shutout by Wilf Cude

Detroit won series 3 games to 2

## STANLEY CUP FINALS

### DETROIT VS. CHICAGO

Date	W/L	Score	Home/Away
4/3	L	1-2 OT#	Home
4/5	L	1-4	Home
4/8	W	5-2	Away
4/10	L	0-1 OT## *	Away

#Paul Thompson Scored at 1:10 of 2nd OT

##Mush March Scored at 10:05 of 2nd OT

\*Shutout by Chuck Gardiner

Chicago won series 3 games to 1

**1936**

## DETROIT VS. MONTREAL MAROONS

Date	W/L	Score	Home/Away
3/24	W	1-0 OT# *	Away
3/26	W	3-0*	Home
3/29	W	2-1	Home

#Mud Bruneteau scored at 16:30 of 6th OT

\*Shutouts by Norm Smith

Detroit won series 3 games to 0

## STANLEY CUP FINALS

### DETROIT VS. TORONTO

Date	W/L	Score	Home/Away
4/5	W	3-1	Home
4/7	W	9-4	Home
4/9	L	3-4 OT#	Away
4/11	W	3-2	Away

#Buzz Boll Scored at 0:31 of OT

Detroit won series 3 games to 1

1935-36 - Detroit Red Wings - John Sorrell, Syd Howe, Marty Barry, Herbie Lewis, Larry Aurie, Mud Bruneteau, Wally Kilrea, Hec Kilrea, Gord Pettinger, Bucko McDonald, Ralph Bowman, Pete Kelly, Doug Young (Captain), Ebbie Goodfellow, Normie Smith, Jack Adams (Manager/Coach), Honey Walker (Trainer).

**1937**

## DETROIT VS. MONTREAL CANADIENS

Date	W/L	Score	Home/Away
3/23	W	4-0*	Home
3/25	W	5-1	Home
3/27	L	1-3	Away
3/30	L	2-3	Away
4/1	W	2-1 OT#	Away

#Hec Kilrea scored at 11:49 of 3rd OT

\*Shutout by Norm Smith

Detroit won series 3 games to 2

## STANLEY CUP FINALS

### DETROIT VS. NEW YORK RANGERS

Date	W/L	Score	Home/Away
4/6	L	1-5	Away
4/8	W	4-2	Home
4/11	L	0-1*	Home
4/13	W	1-0**	Home
4/15	W	3-0**	Home

\*Shutout by Dave Kerr

\*\*Shutouts by Earl Robertson

Detroit won series 3 games to 2

1936-37 - Detroit Red Wings - Normie Smith, Pete Kelly, Larry Aurie, Herbie Lewis, Hec Kilrea, Mud Bruneteau, Syd Howe, Wally Kilrea, Jimmy Franks, Bucko McDonald, Gordon Pettinger, Ebbie Goodfellow, Johnny Gallagher, Scotty Bowman, Johnny Sorrell, Marty Barry, Earl Robertson, Johnny Sherf, Howard Mackie, Jack Adams (Manager/Coach), Honey Walker (Trainer).

**1939**

## DETROIT VS. MONTREAL CANADIENS

Date	W/L	Score	Home/Away
3/21	L	0-2*	Away
3/23	W	7-3+	Home
3/26	W	1-0 OT# **	Home

#Marty Barry scored at 7:47 of OT

\*Shutout by Claude Bourque

\*\*Shutout by Cecil Thompson

+Hat trick by Syd Howe

Detroit won series 2 games to 1

## DETROIT VS. TORONTO

Date	W/L	Score	Home/Away
3/28	L	1-4	Away
3/30	W	3-1	Home
4/1	L	4-5 OT)#	Away

#Gordie Drillon scored at 5:42 of OT

Toronto won series 2 games to 1



# GAME-BY-GAME STANLEY CUP® PLAYOFF RESULTS

## 1940

### DETROIT VS. NEW YORK AMERICANS

Date	W/L	Score	Home/Away
3/19	W	2-1 OT#	Home
3/22	L	4-5	Away
3/24	W	3-1	Home

#Syd Howe scored at 0:25 of OT  
Detroit won series 2 games to 1

### DETROIT VS. TORONTO

Date	W/L	Score	Home/Away
3/26	L	1-2	Away
3/28	L	1-3	Home

Toronto won series 2 games to 0

## 1941

### DETROIT VS. NEW YORK RANGERS

Date	W/L	Score	Home/Away
3/20	W	2-1 OT#	Home
3/23	L	1-3	Away
3/25	W	3-2	Home

#Syd Howe scored at 12:01 of OT  
Detroit won series 2 games to 1

### DETROIT VS. CHICAGO

Date	W/L	Score	Home/Away
3/27	W	3-1	Home
3/30	W	2-1 OT#	Away

#Gus Giesebrecht scored at 9:15 of OT  
Detroit won series 2 games to 0

## STANLEY CUP FINALS

### DETROIT VS. BOSTON

Date	W/L	Score	Home/Away
4/6	L	2-3	Away
4/8	L	1-2	Away
4/10	L	2-4	Home
4/12	L	1-3	Home

Boston won series 4 games to 0

## 1942

### DETROIT VS. MONTREAL

Date	W/L	Score	Home/Away
3/22	W	2-1	Home
3/24	L	0-5*	Away
3/26	W	6-2	Home

\*Shutout by Paul Bibea  
Detroit won series 2 games to 1

### DETROIT VS. BOSTON

Date	W/L	Score	Home/Away
3/29	W	6-4	Away
3/31	W	3-1	Home

Detroit won series 2 games to 0

## STANLEY CUP FINALS

### DETROIT VS. TORONTO

Date	W/L	Score	Home/Away
4/4	W	3-2	Away
4/7	W	4-2	Away
4/9	W	5-2	Home
4/12	L	3-4	Home
4/14	L	3-9	Away
4/16	L	0-3*	Home
4/18	L	1-3	Away

\*Shutout by Turk Broda  
Toronto won series 4 games to 3

## 1943

### DETROIT VS. TORONTO

Date	W/L	Score	Home/Away
3/21	W	4-2	Home
3/23	L	2-3 OT#	Home
3/25	W	4-2	Away
3/27	L	3-6	Away
3/28	W	4-2	Home
3/30	W	3-2 OT##	Away

#Jack McLean scored at 10:18 of 4th OT

##Adam Brown scored 9:21 of OT

Detroit won series 4 games to 2

## STANLEY CUP FINALS

### DETROIT VS. BOSTON (FINALS)

Date	W/L	Score	Home/Away
4/1	W	6-2+	Home
4/4	W	4-3	Home
4/7	W	4-0++*	Away
4/8	W	2-0*	Away

\*Shutouts by John Mowers

+Hat trick by Mud Bruneteau

++Hat trick by Don Grosso

Detroit won series 4 games to 0

1942-43 - Detroit Red Wings - Jack Stewart, Jimmy Orlando, Sid Abel, Alex Motter, Harry Watson, Joe Carveth, Mud Bruneteau, Eddie Wares, Johnny Mowers, Cully Simon, Don Grosso, Carl Liscombe, Adam Brown, Syd Howe, Les Douglas, Harold Jackson, Joe Fisher, Connie Brown, Jack Adams (Manager), Ebbie Goodfellow (Coach), Honey Walker (Trainer).

## 1944

### DETROIT VS. CHICAGO

Date	W/L	Score	Home/Away
3/21	L	1-2	Home
3/23	W	4-1	Home
3/26	L	0-2*	Away
3/28	L	1-7	Away
3/30	L	2-5	Home

\*Shutout by Mike Karakas

Chicago won series 4 games to 1

## 1945

### DETROIT VS. BOSTON

Date	W/L	Score	Home/Away
3/20	L	3-4	Home
3/22	L	2-4	Home
3/25	W	3-2	Away
3/27	W	3-2	Away
3/29	W	3-2 OT#	Home
4/1	L	3-5	Away
4/3	W	5-3+	Home

#Mud Bruneteau scored at 17:12 of OT

+Hat trick by Carl Liscombe

Detroit won series 4 games to 3





# GAME-BY-GAME STANLEY CUP® PLAYOFF RESULTS

## STANLEY CUP FINALS

### DETROIT VS. TORONTO

Date	W/L	Score	Home/Away
4/6	L	0-1*	Home
4/8	L	0-2*	Home
4/12	L	0-1*	Away
4/14	W	5-3	Away
4/19	W	2-0**	Home
4/21	W	1-0 OT# **	Away
4/22	L	1-2	Home

#Eddie Bruneteau scored at 14:16 of OT

\*Shutouts by Frank McCool

\*\*Shutouts by Harry Lumley

Toronto won series 4 games to 3

## 1946

### DETROIT VS. BOSTON

Date	W/L	Score	Home/Away
3/19	L	1-3	Away
3/21	W	3-0*	Away
3/24	L	2-5	Home
3/26	L	1-4	Home
3/28	L	3-4 OT#	Away

#Don Gallinger scored at 9:51 of OT

\*Shutout by Harry Lumley

Boston won series 4 games to 1

## 1947

### DETROIT VS. TORONTO

Date	W/L	Score	Home/Away
3/26	L	2-3 OT#	Away
3/29	W	9-1	Away
4/1	L	1-4	Home
4/3	L	1-4	Home
4/5	L	1-6	Away

#Howie Meeker scored at 3:05 of OT

Toronto won series 4 games to 1

## 1948

### DETROIT VS. NEW YORK RANGERS

Date	W/L	Score	Home/Away
3/24	W	2-1	Home
3/26	W	5-2	Home
3/28	L	2-3	Away
3/30	L	1-3	Away
4/1	W	3-1	Home
4/4	W	4-2	Away

Detroit won series 4 games to 2

## STANLEY CUP FINALS

### DETROIT VS. TORONTO

Date	W/L	Score	Home/Away
4/7	L	3-5	Away
4/10	L	2-4	Away
4/11	L	0-2*	Home
4/14	L	2-7	Home

\*Shutout by Turk Broda

Toronto won series 4 games to 0

## 1949

### DETROIT VS. MONTREAL

Date	W/L	Score	Home/Away
3/22	W	2-1 OT#	Home
3/24	L	3-4 OT##	Home
3/26	L	2-3	Away
3/29	W	3-1	Away
3/31	W	3-1	Home
4/2	L	1-3	Away
4/5	W	3-1	Home

#Max McNab scored at 4:52 of 3rd OT

##Gerry Plamondon scored at 2:59 of OT

Detroit won series 4 games to 3

## STANLEY CUP FINALS

### DETROIT VS. TORONTO

Date	W/L	Score	Home/Away
4/8	L	2-3 OT#	Home
4/10	L	1-3	Home
4/13	L	1-3	Away
4/16	L	1-3	Away

#Joe Klukay scored at 17:31 of OT

Toronto won series 4 games to 0

## 1950

### DETROIT VS. TORONTO

Date	W/L	Score	Home/Away
3/28	L	0-5*	Home
3/30	W	3-1	Home
4/1	L	0-2*	Away
4/4	W	2-1 OT#	Away
4/6	L	0-2*	Home
4/8	W	4-0**	Away
4/9	W	1-0 OT# **	Home

#Leo Reise scored at 0:38 of 2nd OT

##Leo Reise scored at 8:39 of OT

\*Shutouts by Turk Broda

\*\*Shutouts by Harry Lumley

Detroit won series 4 games to 3

## STANLEY CUP FINALS

### DETROIT VS. NEW YORK RANGERS

Date	W/L	Score	Home/Away
4/11	W	4-1	Home
4/13	L	1-3	^Away
4/15	W	4-0*	^Away
4/17	L	3-4 OT#	Home
4/20	L	1-2 OT##	Home
4/22	W	5-4	Home
4/23	W	4-3 OT###	Home

^Games Played in Toronto

#Don Raleigh scored at 8:54 of OT

##Don Raleigh scored at 1:38 of OT

###Pete Babando scored at 8:31 of 2nd OT

\*Shutout by Harry Lumley

Detroit won series 4 games to 3

1949-50 - Detroit Red Wings - Harry Lumley, Jack Stewart, Leo Reise Jr., Clare Martin, Al Dewsbury, Lee Fogolin, Marcel Pronovost, Red Kelly, Ted Lindsay, Sid Abel (Captain), Gordie Howe, George Gee, Jimmy Peters, Marty Pavelich, Jim McFadden, Pete Babando, Max McNab, Gerry Couture, Joe Carveth, Steve Black, Johnny Wilson, Larry Wilson, Doug McKay, Jack Adams (Manager), Tommy Ivan (Coach), Carl Mattson (Trainer).



# GAME-BY-GAME STANLEY CUP® PLAYOFF RESULTS

**1951**

## DETROIT VS. MONTREAL

Date	W/L	Score	Home/Away
3/27	L	2-3 OT#	Home
3/29	L	0-1 OT## *	Home
3/31	W	2-0**	Away
4/3	W	4-1	Away
4/5	L	2-5	Home
4/7	L	2-3	Away

#Maurice Richard scored at 1:09 of 4th OT

##Maurice Richard scored at 2:20 of 3rd OT

\*Shutout by Terry Sawchuk

\*\*Shutout by Gerry McNeil

Montreal won series 4 games to 2

**1952**

## DETROIT VS. TORONTO

Date	W/L	Score	Home/Away
3/25	W	3-0*	Home
3/27	W	1-0*	Home
3/29	W	6-2	Away
4/1	W	3-1	Away

\*Shutouts by Terry Sawchuk

Detroit won series 4 games to 0

## STANLEY CUP FINALS

### DETROIT VS. MONTREAL

Date	W/L	Score	Home/Away
4/10	W	3-1	Away
4/12	W	2-1	Away
4/13	W	3-0*	Home
4/15	W	3-0*	Home

\*Shutouts by Terry Sawchuk

Detroit won series 4 games to 0

1951-52 - Detroit Red Wings - Terry Sawchuk, Bob Goldham, Benny Woit, Red Kelly, Leo Reise Jr., Marcel Pronovost, Ted Lindsay, Tony Leswick, Gordie Howe, Metro Prystai, Marty Pavelich, Sid Abel (Captain), Glen Skov, Alex Delvecchio, Johnny Wilson, Vic Stasiuk, Larry Zeidel, Glenn Hall, Jack Adams (Manager), Tommy Ivan (Coach), Carl Mattson (Trainer).

**1953**

## DETROIT VS. BOSTON

Date	W/L	Score	Home/Away
3/24	W	7-0*	Home
3/26	L	3-5	Home
3/29	L	1-2 OT#	Away
3/31	L	2-6	Away
4/2	W	6-4	Home
4/5	L	2-4	Away

#Jack McIntyre scored at 12:29 of OT

\*Shutout by Terry Sawchuk

Boston won series 4 games to 2

**1954**

## DETROIT VS. TORONTO

Date	W/L	Score	Home/Away
3/23	W	5-0*	Home
3/25	L	1-3	Home
3/27	W	3-1	Away
3/30	W	2-1	Away
4/1	W	4-3 OT#	Home

#Ted Lindsay scored at 1:01 of 2nd OT

\*Shutout by Terry Sawchuk

Detroit won series 4 games to 1

## STANLEY CUP FINALS

### DETROIT VS. MONTREAL

Date	W/L	Score	Home/Away
4/4	W	3-1	Home
4/6	L	1-3	Home
4/8	W	5-2	Away
4/10	W	2-0*	Away
4/11	L	0-1 OT# **	Home
4/13	L	1-4	Away
4/16	W	2-1 OT##	Home

#Kenny Mosdell scored at 5:45 of OT

##Tony Leswick scored at 4:29 of OT

\*Shutout by Terry Sawchuk

\*\*Shutout by Gerry McNeil

Detroit won series 4 games to 3

1953-54 - Detroit Red Wings - Terry Sawchuk, Red Kelly, Bob Goldham, Benny Woit, Marcel Pronovost, Al Arbour, Keith Allen, Ted Lindsay (Captain), Tony Leswick, Gordie Howe, Marty Pavelich, Alex Delvecchio, Metro Prystai, Glen Skov, Johnny Wilson, Bill Dineen, Jimmy Peters, Dutch Reibel, Gilles Dube, Dave Gatherum, Jack Adams (Manager), Tommy Ivan (Coach), Carl Mattson (Trainer).

**1955**

## DETROIT VS. TORONTO

Date	W/L	Score	Home/Away
3/22	W	7-4	Home
3/24	W	2-1	Home
3/26	W	2-1	Away
3/29	W	3-0*	Away

\*Shutout by Terry Sawchuk

Detroit won series 4 games to 0

## STANLEY CUP FINALS

### DETROIT VS. MONTREAL

Date	W/L	Score	Home/Away
4/3	W	4-2	Home
4/5	W	7-1+	Home
4/7	L	2-4	Away
4/9	L	3-5	Away
4/10	W	5-1++	Home
4/12	L	3-6	Away
4/14	W	3-1	Home

+4-Goal hat trick by Ted Lindsay

++Hat trick by Gordie Howe

Detroit won series 4 games to 3

1954-55 - Detroit Red Wings - Terry Sawchuk, Red Kelly, Bob Goldham, Marcel Pronovost, Benny Woit, Jim Hay, Larry Hillman, Ted Lindsay (Captain), Tony Leswick, Gordie Howe, Alex Delvecchio, Marty Pavelich, Glen Skov, Dutch Reibel, Johnny Wilson, Bill Dineen, Vic Stasiuk, Marcel Bonin, Jack Adams (Manager), Jimmy Skinner (Coach), Carl Mattson (Trainer).

**1956**

## DETROIT VS. TORONTO

Date	W/L	Score	Home/Away
3/20	W	3-2	Home
3/22	W	3-1	Home
3/24	W	5-4 OT#	Away
3/27	L	0-2*	Away
3/29	W	3-1	Home

#Ted Lindsay scored at 4:22 of OT

\*Shutout by Harry Lumley

Detroit won series 4 games to 1



# GAME-BY-GAME STANLEY CUP® PLAYOFF RESULTS

## STANLEY CUP FINALS

### DETROIT VS. MONTREAL

Date	W/L	Score	Home/Away
3/31	L	4-6	Away
4/3	L	1-5	Away
4/5	W	3-1	Home
4/8	L	0-3*	Home
4/10	L	1-3	Away

\*Shutout by Jacques Plante

Montreal won series 4 games to 1

## 1957

### DETROIT VS. BOSTON

Date	W/L	Score	Home/Away
3/26	L	1-3	Home
3/28	W	7-2	Home
3/31	L	3-4	Away
4/2	L	0-2*	Away
4/4	L	3-4	Home

\*Shutout by Don Simmons

Boston won series 4 games to 1

## 1958

### DETROIT VS. MONTREAL

Date	W/L	Score	Home/Away
3/25	L	1-8	Away
3/27	L	1-5	Away
3/30	L	1-2 OT#	Home
4/1	L	3-4	Home

#Andre Pronovost scored at 11:52 of OT

Montreal won series 4 games to 0

## 1960

### DETROIT VS. TORONTO

Date	W/L	Score	Home/Away
3/23	W	2-1	Away
3/26	L	2-4	Away
3/27	L	4-5 OT#	Home
3/29	W	2-1 OT##	Home
4/2	L	4-5	Away
4/3	L	2-4	Home

#Frank Mahovlich scored at 3:00 of 3rd OT

##Gerry Melnyk scored at 1:54 of OT

Toronto won series 4 games to 2

## 1961

### DETROIT VS. TORONTO

Date	W/L	Score	Home/Away
3/22	L	2-3 OT#	Away
3/25	W	4-2	Away
3/26	W	2-0*	Home
3/28	W	4-1	Home
4/1	W	3-2	Away

#George Armstrong scored at 4:51 of 2nd OT

\*Shutout by Terry Sawchuk

Detroit won series 4 games to 1

## STANLEY CUP FINALS

### DETROIT VS. CHICAGO

Date	W/L	Score	Home/Away
4/6	L	2-3	Away
4/8	W	3-1	Home
4/10	L	1-3	Away
4/12	W	2-1	Home
4/14	L	3-6	Away
4/16	L	1-5	Home

Chicago won series 4 games to 2

## 1963

### DETROIT VS. CHICAGO

Date	W/L	Score	Home/Away
3/26	L	4-5	Away
3/28	L	2-5	Away
3/31	W	4-2	Home
4/2	W	4-1	Home
4/4	W	4-2	Away
4/7	W	7-4	Home

Detroit won series 4 games to 2

## STANLEY CUP FINALS

### DETROIT VS. TORONTO

Date	W/L	Score	Home/Away
4/9	L	2-4	Away
4/11	L	2-4	Away
4/14	W	3-2	Home
4/16	L	2-4	Home
4/18	L	1-3	Away

Toronto won series 4 games to 1

## 1964

### DETROIT VS. CHICAGO

Date	W/L	Score	Home/Away
3/26	L	1-4	Away
3/29	W	5-4+	Away
3/31	W	3-0*	Home
4/2	L	2-3 OT#	Home
4/5	L	2-3	Away
4/7	W	7-2+	Home
4/9	W	4-2	Away

#Murray Balfour scored at 8:21 of OT

\*Shutout by Terry Sawchuk

+Hat tricks by Norm Ullman

Detroit won series 4 games to 3

## STANLEY CUP FINALS

### DETROIT VS. TORONTO

Date	W/L	Score	Home/Away
4/11	L	2-3	Away
4/14	W	4-3 OT#	Away
4/16	W	4-3	Home
4/18	L	2-4	Home
4/21	W	2-1	Away
4/23	L	3-4 OT##	Home
4/25	L	0-4*	Away

#Larry Jeffrey scored at 7:52 of OT

##Bobby Baun scored at 1:43 of OT

\*Shutout by Johnny Bower

Toronto won series 4 games to 3

## 1965

### DETROIT VS. CHICAGO

Date	W/L	Score	Home/Away
4/1	W	4-3	Home
4/4	W	6-3	Home
4/6	L	2-5	Away
4/8	L	1-2	Away
4/11	W	4-2+	Home
4/13	L	0-4*	Away
4/15	L	2-4	Home

\*Shutout by Glenn Hall

+Hat trick by Norm Ullman

Chicago won series 4 games to 3



# GAME-BY-GAME STANLEY CUP® PLAYOFF RESULTS

**1966**

## DETROIT VS. CHICAGO

Date	W/L	Score	Home/Away
4/7	L	1-2	Away
4/10	W	7-0*	Away
4/12	L	1-2	Home
4/14	W	5-1	Home
4/17	W	5-3	Away
4/19	W	3-2	Home

\*Shutout by Roger Crozier

Detroit won series 4 games to 2

## STANLEY CUP FINALS

### DETROIT VS. MONTREAL

Date	W/L	Score	Home/Away
4/24	W	3-2	Away
4/26	W	5-2	Away
4/28	L	2-4	Home
5/1	L	1-2	Home
5/3	L	3-5	Away
5/5	L	2-3 OT#	Home

#Henri Richard scored at 2:20 of OT

Montreal won series 4 games to 2

**1970**

## DETROIT VS. CHICAGO

Date	W/L	Score	Home/Away
4/8	L	2-4	Away
4/9	L	2-4	Away
4/11	L	2-4	Home
4/12	L	2-4	Home

Chicago won series 4 games to 0

**1978**

## DETROIT VS. ATLANTA

Date	W/L	Score	Home/Away
4/11	W	5-3	Away
4/13	W	3-2	Home

Detroit won series 2 games to 0

## DETROIT VS. MONTREAL

Date	W/L	Score	Home/Away
4/17	L	2-6	Away
4/19	W	4-2	Away
4/21	L	2-4	Home
4/23	L	0-8*	Home
4/25	L	2-4	Away

\*Shutout by Ken Dryden

Montreal won series 4 games to 1

**1984**

## DETROIT VS. ST. LOUIS

Date	W/L	Score	Home/Away
4/4	L	2-3	Away
4/5	W	5-3	Away
4/7	L	3-4 OT#	Home
4/8	L	2-3 OT##	Home

#Mark Reeds scored at 17:07 of 2nd OT

##Jorgen Pettersson scored at 2:42 of OT

St. Louis won series 3 games to 1

**1985**

## DETROIT VS. CHICAGO

Date	W/L	Score	Home/Away
4/10	L	5-9	Away
4/11	L	1-6	Away
4/13	L	2-8	Home

Chicago won series 3 games to 0

**1987**

## DETROIT VS. CHICAGO

Date	W/L	Score	Home/Away
4/8	W	3-1	Home
4/9	W	5-1	Home
4/11	W	4-3 OT#	Away
4/12	W	3-1	Away

#Shawn Burr scored at 4:51 of OT

Detroit won series 4 games to 0

## DETROIT VS. TORONTO

Date	W/L	Score	Home/Away
4/21	L	2-4	Home
4/23	L	2-7	Home
4/24	W	4-2	Away
4/27	L	2-3 OT#	Away
4/29	W	3-0*	Home
5/1	W	4-2	Away
5/3	W	3-0*	Home

#Mike Allison scored at 9:31 of OT

\*Shutouts by Glen Hanlon

Detroit won series 4 games to 3

## DETROIT VS. EDMONTON

Date	W/L	Score	Home/Away
5/5	W	3-1	Away
5/7	L	1-4	Away
5/9	L	1-2	Home
5/11	L	2-3	Home
5/13	L	3-6	Away

Edmonton won series 4 games to 1

**1988**

## DETROIT VS. TORONTO

Date	W/L	Score	Home/Away
4/6	L	2-6	Home
4/7	W	6-2+	Home
4/9	W	6-3	Away
4/10	W	8-0*	Away
4/12	L	5-6 OT#	Home
4/14	W	5-3	Away

+Hat trick by Petr Klima

#Ed Olczyk scored at 0:34 of OT

\*Shutout by Glen Hanlon

Detroit won series 4 games to 2

## DETROIT VS. ST. LOUIS

Date	W/L	Score	Home/Away
4/19	W	5-4	Home
4/21	W	6-0+*	Home
4/23	L	3-6	Away
4/25	W	3-1	Away
4/27	W	4-3	Home

\*Shutout by Greg Stefan

+Hat trick by Petr Klima

Detroit won series 4 games to 1

## DETROIT VS. EDMONTON

Date	W/L	Score	Home/Away
5/3	L	1-4	Away
5/5	L	3-5	Away
5/7	W	5-2	Home
5/9	L	3-4(OT)#	Home
5/11	L	4-8	Away

#Jari Kurri scored at 11:02 of OT

Edmonton won series 4 games to 1



# GAME-BY-GAME STANLEY CUP® PLAYOFF RESULTS

## 1989

### DETROIT VS. CHICAGO

Date	W/L	Score	Home/Away
4/5	W	3-2	Home
4/6	L	4-5 OT#	Home
4/8	L	2-4	Away
4/10	L	2-3	Away
4/11	W	6-4	Home
4/13	L	1-7	Away

#Duane Sutter scored at 14:36 of OT

+Hat trick by Steve Yzerman

Chicago won series 4 games to 2

## 1991

### DETROIT VS. ST. LOUIS

Date	W/L	Score	Home/Away
4/4	W	6-3+	Away
4/6	L	2-4	Away
4/8	W	5-2	Home
4/10	W	4-3	Home
4/12	L	1-6	Away
4/14	L	0-3*	Home
4/16	L	2-3	Away

\*Shutout by Vincent Riendeau

+Hat trick by Steve Yzerman

St. Louis won series 4 games to 3

## 1992

### DETROIT VS. MINNESOTA

Date	W/L	Score	Home/Away
4/18	L	3-4	Home
4/20	L	2-4	Home
4/22	W	5-4 OT#	Away
4/24	L	4-5	Away
4/26	W	3-0*	Home
4/28	W	1-0 OT## *	Away
4/30	W	5-2	Home

#Yves Racine scored at 1:15 of OT

##Sergei Federov scored at 16:13 of OT

\*Shutouts by Tim Cheveldae

Detroit won series 4 games to 3

### DETROIT VS. CHICAGO

Date	W/L	Score	Home/Away
5/2	L	1-2	Home
5/4	L	1-3	Home
5/6	L	4-5	Away
5/8	L	0-1*	Away

\*Shutout by Ed Belfour

Chicago won series 4 games to 0

## 1993

### DETROIT VS. TORONTO

Date	W/L	Score	Home/Away
4/19	W	6-3	Home
4/21	W	6-2	Home
4/23	L	3-4	Away
4/25	L	2-3	Away
4/27	L	4-5 OT#	Home
4/29	W	7-3+	Away
5/1	L	3-4 OT##	Home

#Mike Foligno scored at 2:05 of OT

##Nikolai Borschevsky scored at 2:35 of OT

+Hat trick by Dino Ciccarelli

Toronto won series 4 games to 3

## 1994

### DETROIT VS. SAN JOSE

Date	W/L	Score	Home/Away
4/18	L	4-5	Home
4/20	W	4-0*	Home
4/22	W	3-2	Away
4/23	L	3-4	Away
4/26	L	4-6	Away
4/28	W	7-1	Home
4/30	L	2-3	Home

\*Shutout by Chris Osgood

San Jose won series 4 games to 3

## 1995

### DETROIT VS. DALLAS

Date	W/L	Score	Home/Away
5/7	W	4-3	Home
5/9	W	4-1	Home
5/11	W	5-1+	Away
5/14	L	1-4	Away
5/15	W	3-1	Home

+Hat trick by Dino Ciccarelli

Detroit won series 4 games to 1

### DETROIT VS. SAN JOSE

Date	W/L	Score	Home/Away
5/21	W	6-0*	Home
5/23	W	6-2	Home
5/25	W	6-2	Away
5/27	W	6-2	Away

\*Shutout by Mike Vernon

Detroit won series 4 games to 0

### DETROIT VS. CHICAGO

Date	W/L	Score	Home/Away
6/1	W	2-1 OT#	Home
6/4	W	3-2	Home
6/6	W	4-3 OT##	Away
6/8	L	2-5	Away
6/11	W	2-1 OT###	Home

#Nicklas Lidstrom scored at 1:01 of OT

##Vladimir Konstantinov scored at 9:25 of 2nd OT

###Vyacheslav Kozlov scored at 2:25 of 2nd OT

Detroit won series 4 games to 1

## STANLEY CUP FINALS

### DETROIT VS. NEW JERSEY

Date	W/L	Score	Home/Away
6/17	L	1-2	Home
6/20	L	2-4	Home
6/22	L	2-5	Away
6/24	L	2-5	Away

New Jersey won series 4 games to 0

## 1996

### DETROIT VS. WINNIPEG

Date	W/L	Score	Home/Away
4/17	W	4-1	Home
4/19	W	4-0*	Home
4/21	L	1-4	Away
4/23	W	6-1	Away
4/26	L	1-3	Home
4/28	W	4-1	Away

\*Shutout by Chris Osgood

Detroit won series 4 games to 2



# GAME-BY-GAME STANLEY CUP® PLAYOFF RESULTS

## DETROIT VS. ST. LOUIS

Date	W/L	Score	Home/Away
5/3	W	3-2	Home
5/5	W	8-3	Home
5/8	L	4-5 OT#	Away
5/10	L	0-1*	Away
5/12	L	2-3	Home
5/14	W	4-2	Away
5/16	W	1-0 OT##	Home

#Igor Kravchuk scored at 3:23 of OT

##Steve Yzerman scored at 1:15 of 2nd OT

\*Shutout by Jon Casey

Detroit won series 4 games to 3

## DETROIT VS. COLORADO

Date	W/L	Score	Home/Away
5/19	L	2-3 OT#	Home
5/21	L	0-3*	Home
5/23	W	6-4	Away
5/25	L	2-4	Away
5/27	W	5-2	Home
5/29	L	1-4	Away

#Mike Keane scored at 17:31 of OT

\*Shutout by Patrick Roy

Colorado won series 4 games to 2

## 1997

## DETROIT VS. ST. LOUIS

Date	W/L	Score	Home/Away
4/16	L	0-2*	Home
4/18	W	2-1	Home
4/20	W	3-2	Away
4/22	L	0-4*	Away
4/25	W	5-2	Home
4/27	W	3-1	Away

\*Shutouts by Grant Fuhr

Detroit won series 4 games to 2

## DETROIT VS. ANAHEIM

Date	W/L	Score	Home/Away
5/2	W	2-1 OT#	Home
5/4	W	3-2 OT##	Home
5/6	W	5-3	Away
5/8	W	3-2 OT###	Away

#Martin Lapointe scored at 0:59 of OT

##Vyacheslav Kozlov scored at 1:31 of 3rd OT

###Brendan Shanahan scored at 17:03 of 2nd OT

Detroit won series 4 games to 0

## DETROIT VS. COLORADO

Date	W/L	Score	Home/Away
5/15	L	1-2	Away
5/17	W	4-2	Away
5/19	W	2-1	Home
5/22	W	6-0*	Home
5/24	L	0-6**	Away
5/26	W	3-1	Home

\*Shutout by Mike Vernon

\*\*Shutout by Patrick Roy

Detroit won series 4 games to 2

## STANLEY CUP FINALS

### DETROIT VS. PHILADELPHIA

Date	W/L	Score	Home/Away
5/31	W	4-2	Away
6/3	W	4-2	Away
6/5	W	6-1	Home
6/7	W	2-1	Home

Detroit won series 4 games to 0

1996-97 - Detroit Red Wings - Steve Yzerman (Captain), Doug Brown, Mathieu Dandenault, Kris Draper, Sergei Fedorov, Vyacheslav Fetisov, Kevin Hodson, Tomas Holmstrom, Joe Kocur, Vladimir Konstantinov, Vyacheslav Kozlov, Martin Lapointe, Igor Larionov, Nicklas Lidstrom, Kirk Maltby, Darren McCarty, Larry Murphy, Chris Osgood, Jamie Pushor, Bob Rouse, Tomas Sandstrom, Brendan Shanahan, Tim Taylor, Mike Vernon, Aaron Ward, Mike Ilitch (Owner/Chairman), Marian Ilitch (Owner), Atanas Ilitch, Christopher Ilitch (Vice Presidents), Denise Ilitch Lites, Ronald Ilitch, Michael Ilitch, Jr., Lisa Ilitch Murray, Carole Ilitch Trepeck, Jim Devellano (Senior Vice President), Scotty Bowman (Head Coach/Director of Player Personnel), Ken Holland (Asst. General Manager) Barry Smith, Dave Lewis (Associate Coaches), Mike Krushelnyski (Assistant Coach), Jim Nill (Director of Player Development), Dan Belisle, Mark Howe, (Pro Scouts), Hakan Andersson (Director of European Scouting), John Wharton (Athletic Trainer), Paul Boyer (Equipment Manager), Tim Abbott, (Asst. Equipment Manager), Sergei Mnatsakanov (Masseur).

## 1998

## DETROIT VS. PHOENIX

Date	W/L	Score	Home/Away
4/22	W	6-3	Home
4/24	L	4-7	Home
4/26	L	2-3	Away
4/28	W	4-2	Away
4/30	W	3-1	Home
5/3	W	5-2	Away

Detroit won series 4 games to 2

## DETROIT VS. ST. LOUIS

Date	W/L	Score	Home/Away
5/8	L	2-4	Home
5/10	W	6-1	Home
5/12	W	3-2 OT#	Away
5/14	W	5-2	Away
5/17	L	1-3	Home
5/19	W	6-1	Away

#Brendan Shanahan scored at 1:12 of 2nd OT

Detroit won series 4 games to 2

## DETROIT VS. DALLAS

Date	W/L	Score	Home/Away
5/24	W	2-0*	Away
5/26	L	1-3	Away
5/29	W	5-3	Home
5/31	W	3-2	Home
6/3	L	2-3 OT#	Away
6/5	W	2-0*	Home

#Jamie Langenbrunner scored at 0:46 of OT

\*Shutout by Chris Osgood

Detroit won series 4 games to 2

## STANLEY CUP FINALS

### DETROIT VS. WASHINGTON

Date	W/L	Score	Home/Away
6/9	W	2-1	Home
6/11	W	5-4 OT#	Home
6/13	W	2-1	Away
6/16	W	4-1	Away

#Kris Draper scored at 15:24 of OT

Detroit won series 4 games to 0

1997-98 - Detroit Red Wings - Steve Yzerman (Captain), Doug Brown, Mathieu Dandenault, Kris Draper, Anders Eriksson, Sergei Fedorov, Vyacheslav Fetisov, Brent Gilchrist, Kevin Hodson, Tomas Holmstrom, Mike Knuble, Joe Kocur, Vyacheslav Kozlov, Martin Lapointe, Igor Larionov, Nicklas





# GAME-BY-GAME STANLEY CUP® PLAYOFF RESULTS

Lidstrom, Jamie Macoun, Kirk Maltby, Darren McCarty, Dimitri Mironov, Larry Murphy, Chris Osgood, Bob Rouse, Brendan Shanahan, Aaron Ward, Mike Ilitch (Owner/Chairman), Marian Ilitch (Owner), Atanas Ilitch, Christopher Ilitch (Vice Presidents), Denise Ilitch, Ronald Ilitch, Michael Ilitch, Jr., Lisa Ilitch Murray, Carole Ilitch Trepeck, Jim Devellano (Senior Vice President), Scotty Bowman (Head Coach), Ken Holland (General Manager), Don Waddell (Asst. General Manager), Barry Smith, Dave Lewis (Associate Coaches), Jim Bedard (Goaltending Consultant), Jim Nill (Director of Player Development), Dan Belisle, Mark Howe (Pro Scouts), Hakan Andersson (Director of European Scouting), Mark Leach (USA Scout), Joe McDonnell (Eastern Scout), Bruce Haralson (Western Scout), John Wharton (Athletic Trainer), Paul Boyer (Equipment Manager), Tim Abbott (Asst. Equipment Manager), Bob Huddleston (Masseur), Wally Crossman (Dressing Room Assistant).

## 1999

### DETROIT VS. ANAHEIM

Date	W/L	Score	Home/Away
4/21	W	5-3	Home
4/23	W	5-1	Home
4/25	W	4-2	Away
4/27	W	3-0*	Away

\*Shutout by Chris Osgood

Detroit won series 4 games to 0

### DETROIT VS. COLORADO

Date	W/L	Score	Home/Away
5/7	W	3-2 OT#	Away
5/9	W	4-0*	Away
5/11	L	3-5	Home
5/13	L	2-6	Home
5/16	L	0-3**	Away
5/18	L	2-5	Home

#Kirk Maltby scored at 4:18 of OT

\*Shutout by Bill Ranford

\*\*Shutout by Patrick Roy

Colorado won series 4 games to 2

## 2000

### DETROIT VS. LOS ANGELES

Date	W/L	Score	Home/Away
4/13	W	2-0*	Home
4/15	W	8-5+	Home
4/17	W	2-1	Away
4/19	W	3-0*	Away

\*Shutouts by Chris Osgood

+Hat trick by Martin Lapointe

Detroit won series 4 games to 0

### DETROIT VS. COLORADO

Date	W/L	Score	Home/Away
4/27	L	0-2*	Away
4/29	L	1-3	Away
5/1	W	3-1	Home
5/3	L	2-3 OT#	Home
5/5	L	2-4	Away

#Chris Drury scored at 10:21 of OT

\*Shutout by Patrick Roy

Colorado won series 4 games to 1

## 2001

### DETROIT VS. LOS ANGELES

Date	W/L	Score	Home/Away
4/11	W	5-3	Home
4/14	W	4-0*	Home
4/15	L	1-2	Away
4/18	L	3-4 OT#	Away
4/21	L	2-3	Home
4/23	L	2-3 OT##	Away

#Eric Belanger scored at 2:36 of OT

##Adam Deadmarsh scored at 4:48 of OT

\*Shutout by Chris Osgood

Los Angeles won series 4 games to 2

## 2002

### DETROIT VS. VANCOUVER

Date	W/L	Score	Home/Away
4/17	L	3-4 OT#	Home
4/19	L	2-5	Home
4/21	W	3-1	Away
4/23	W	4-2	Away
4/25	W	4-0*	Home
4/27	W	6-4+	Away

#Henrik Sedin scored at 13:59 of OT

\*Shutout by Dominik Hasek

+Hat Trick by Brett Hull

Detroit won series 4 games to 2

### DETROIT VS. ST. LOUIS

Date	W/L	Score	Home/Away
5/2	W	2-0*	Home
5/4	W	3-2	Home
5/7	L	1-6	Away
5/9	W	4-3	Away
5/11	W	4-0*	Home

\*Shutouts by Dominik Hasek

Detroit won series 4 games to 1

### DETROIT VS. COLORADO

Date	W/L	Score	Home/Away
5/18	W	5-3+	Home
5/20	L	3-4 OT#	Home
5/22	W	2-1 OT##	Away
5/25	L	2-3	Away
5/27	L	1-2 OT###	Home
5/29	W	2-0*	Away
5/31	W	7-0*	Home

#Chris Drury scored at 2:17 of OT

##Fredrik Olausson scored at 12:44 of OT

###Peter Forsberg scored at 6:24 of OT

\*Shutouts by Dominik Hasek

+Hat trick by Darren McCarty

Detroit won series 4 games to 3

## STANLEY CUP FINALS

### DETROIT VS. CAROLINA

Date	W/L	Score	Home/Away
6/4	L	2-3 OT#	Home
6/6	W	3-1	Home
6/8	W	3-2 OT)##	Away
6/10	W	3-0*	Away
6/13	W	3-1	Home

#Ron Francis scored at 0:58 of OT

##Igor Larionov scored at 14:47 of 3rd OT

\*Shutout by Dominik Hasek

Detroit won series 4 games to 1



# GAME-BY-GAME STANLEY CUP® PLAYOFF RESULTS

2001-02 - Detroit Red Wings - Steve Yzerman (Captain), Chris Chelios, Mathieu Dandenault, Pavel Datsyuk, Boyd Devereaux, Kris Draper, Steve Duchesne, Sergei Fedorov, Jiri Fischer, Dominik Hasek, Tomas Holmstrom, Brett Hull, Igor Larionov, Manny Legace, Nicklas Lidstrom, Kirk Maltby, Darren McCarty, Fredrik Olausson, Luc Robitaille, Brendan Shanahan, Jiri Slegr, Jason Williams, Mike Ilitch (Owner/Governor), Marian Ilitch (Owner/Sec.-Tres.), Ronald Ilitch, Michael Ilitch, Jr., Lisa Ilitch Murray, Atanas Ilitch, Carole Ilitch-Trepeck, Jim Devellano (Senior Vice President), Christopher Ilitch (Vice President), Denise Ilitch (Alt. Governor), Ken Holland (General Manager), Jim Nill (Assistant General Manager), Scotty Bowman (Head Coach), Jim Bedard (Goaltending Consultant), Joe Kocur (Video Coordinator), John Wharton (Trainer), Paul Boyer (Equipment Manager), Piet Van Zant (Assistant Trainer), Tim Abbott (Asst. Equipment Manager), Sergei Tchekmarev (Masseur), Dan Belisle, Mark Howe, Bob McCammon (Pro Scouts), Hakan Andersson (Dir. of European Scouting), Mark Leach, Bruce Haralson, Joe McDonnell, Glenn Merkowsky (Scouts).

## 2003

### DETROIT VS. ANAHEIM

Date	W/L	Score	Home/Away
4/10	L	2-3 OT#	Home
4/12	L	2-3	Home
4/14	L	1-2	Away
4/16	L	2-3 OT##	Away

#Paul Kariya scored at 3:18 of 3rd OT

##Steve Rucchin scored at 6:53 of OT

Anaheim won series 4 games to 0

## 2004

### DETROIT VS. NASHVILLE

Date	W/L	Score	Home/Away
4/7	W	3-1	Home
4/10	W	2-1	Home
4/11	L	1-3	Away
4/13	L	0-3*	Away
4/15	W	4-1	Home
4/17	W	2-0**	Away

\*Shutout by Tomas Vokoun

\*\*Shutout by Curtis Joseph

Detroit won series 4 games to 2

### DETROIT VS. CALGARY

Date	W/L	Score	Home/Away
4/22	L	1-2 OT#	Home
4/24	W	5-2	Home
4/27	L	2-3	Away
4/29	W	4-2	Away
5/1	L	0-1*	Home
5/3	L	0-1 OT## *	Away

#Marcus Nilson scored at 2:39 of OT

##Martin Gelas scored at 19:13 of OT

\*Shutouts by Miikka Kiprusoff

Calgary won series 4 games to 2

## 2006

### DETROIT VS. EDMONTON

Date	W/L	Score	Home/Away
4/21	W	3-2 OT#	Home
4/23	L	2-4	Home
4/25	L	3-4 OT#	Away
4/27	W	4-2	Away
4/29	L	2-3	Home
5/1	L	4-3	Away

#Kirk Maltby at 2:39 of 2nd OT

##Jarret Stoll at 8:44 of 2nd OT

Edmonton won series 4 games to 2

## 2007

### DETROIT VS. CALGARY

Date	W/L	Score	Home/Away
4/12	W	4-1	Home
4/15	W	3-1	Home
4/17	L	2-3	Away
4/19	L	2-3	Away
4/21	W	5-1	Home
4/22	W	2-1 OT#	Away

#Johan Franzen scored at 4:23 of 2nd OT

Detroit won series 4 games to 2

### DETROIT VS. SAN JOSE

Date	W/L	Score	Home/Away
4/26	L	0-2*	Home
4/28	W	3-2	Home
4/30	L	1-2	Away
5/2	W	3-2 OT#	Away
5/5	W	4-1	Home
5/7	W	2-0**	Away

#Mathieu Schneider scored at 16:04 of OT

\*Shutout by Evgeni Nabakov

\*\*Shutout by Dominik Hasek

Detroit won series 4 games to 2

### DETROIT VS. ANAHEIM

Date	W/L	Score	Home/Away
5/11	W	2-1	Home
5/13	L	3-4 OT#	Home
5/15	W	5-0*	Away
5/17	L	3-5	Away
5/20	L	1-2 OT##	Home
5/22	L	3-4	Away

#Scott Niedermayer scored at 14:17 of OT

##Teemu Selanne scored at 11:57 of OT

\*Shutout by Dominik Hasek

Anaheim won series 4 games to 2

## 2008

### DETROIT VS. NASHVILLE

Date	W/L	Score	Home/Away
4/10	W	3-1	Home
4/12	W	4-2	Home
4/14	L	3-5	Away
4/16	L	2-3	Away
4/18	W	2-1 OT#	Home
4/20	W	3-0*	Away

#Johan Franzen scored at 1:48 of OT

\*Shutout by Chris Osgood

Detroit won series 4 games to 2



# GAME-BY-GAME STANLEY CUP® PLAYOFF RESULTS

## DETROIT VS. COLORADO

Date	W/L	Score	Home/Away
4/24	W	4-3	Home
4/26	W	5-1+	Home
4/29	W	4-3	Away
5/1	W	8-2+	Away

+Hat tricks by Johan Franzen  
Detroit won series 4 games to 0

## DETROIT VS. DALLAS

Date	W/L	Score	Home/Away
5/8	W	4-1	Home
5/10	W	2-1	Home
5/12	W	5-2+	Away
5/14	L	1-3	Away
5/17	L	1-2	Home
5/19	W	4-1	Away

+Hat trick by Pavel Datsyuk  
Detroit won series 4 games to 2

## STANLEY CUP FINALS

### DETROIT VS. PITTSBURGH

Date	W/L	Score	Home/Away
5/24	W	4-0*	Home
5/26	W	3-0*	Home
5/28	L	2-3	Away
5/31	W	2-1	Away
6/2	L	3-4 OT#	Home
6/4	W	3-2	Away

#Petr Sykora scored at 9:57 of 3rd OT

\*Shutouts by Chris Osgood

Detroit won series 4 games to 2

2007-08 – Detroit Red Wings – Nicklas Lidstrom (Captain), Chris Chelios, Dallas Drake, Daniel Cleary, Pavel Datsyuk, Kris Draper, Jiri Hudler, Johan Franzen, Tomas Holmstrom, Niklas Kronwall, Brian Rafalski, Brett Lebeda, Valtteri Filppula, Andreas Lilja, Kirk Maltby, Aaron Downey, Chris Osgood, Mikael Samuelsson, Dominik Hasek, Tomas Kopecky, Henrik Zetterberg, Brad Stuart, Darren McCarty, Darren Helm, Derek Meech, Michael Ilitch (Owner-Governor), Marian Ilitch (Owner/Sec.-Tres.), Christopher Ilitch (Vice President/Alt. Gov.), Denise Ilitch, Ronald Ilitch, Michael Ilitch, Jr., Lisa Ilitch Murray, Atanas Ilitch, Carole Ilitch, Jim Devellano (Senior Vice President/Alt. Gov.), Ken Holland (General Manager/Alt. Gov./Vice President), Steve Yzerman (Vice President/Alt. Gov.), Jim Nill (Assistant General Manager/Vice President), Ryan Martin (Dir. Hockey Operations), Scotty Bowman (Consultant), Mike Babcock (Head Coach), Todd McLellan (Associate Coach), Paul MacLean (Assistant Coach), Jim Bedard (Goaltending Consultant), Jay Woodcroft (Video Coordinator), Mark Howe (Dir. Pro Scouting), Joe McDonnell (Dir. Amateur Scouting), Hakan Andersson (Dir. Amateur Scouting Europe), Piet Van Zant (Trainer), Paul Boyer (Equipment Manager), Russ Baumann (Assistant Trainer), Christopher Scoppetto (Assistant Equipment Manager)

## 2009

### DETROIT VS. COLUMBUS

Date	W/L	Score	Home/Away
4/16	W	4-1	Home
4/18	W	4-0*	Home
4/21	W	4-1	Away
4/23	W	6-5	Away

\*Shutout by Chris Osgood

Detroit won series 4 games to 0

## DETROIT VS. ANAHEIM

Date	W/L	Score	Home/Away
5/1	W	3-2	Home
5/3	L	3-4 OT#	Home
5/5	L	1-2	Away
5/7	W	6-3	Away
5/10	W	4-1	Home
5/12	L	1-2	Away
5/14	W	4-3	Home

#Todd Marchant scored at 1:15 of 3rd OT

Detroit won series 4 games to 3

## DETROIT VS. CHICAGO

Date	W/L	Score	Home/Away
5/17	W	5-2	Home
5/19	W	3-2 OT#	Home
5/22	L	3-4 OT##	Away
5/24	W	6-1	Away
5/27	W	2-1 OT###	Home

#Mikael Samuelsson scored at 5:14 of OT

##Patrick Sharp scored at 1:52 of OT

###Darren Helm scored at 3:58 of OT

Detroit won series 4 games to 1

## STANLEY CUP FINALS

### DETROIT VS. PITTSBURGH

Date	W/L	Score	Home/Away
5/30	W	3-1	Home
5/31	W	3-1	Home
6/2	L	2-4	Away
6/4	L	2-4	Away
6/6	W	5-0*	Home
6/9	L	1-2	Away
6/12	L	1-2	Home

\*Shutout by Chris Osgood

Pittsburgh won series 4 games to 3

## 2010

### DETROIT VS. PHOENIX

Date	W/L	Score	Home/Away
4/14	L	2-3	Away
4/16	W	7-4+	Away
4/18	L	2-4	Home
4/20	W	3-0*	Home
4/23	W	4-1	Away
4/25	L	2-5	Home
4/27	W	6-1	Away

\*Shutout by Jimmy Howard

+Hat trick by Henrik Zetterberg

Detroit won series 4 games to 3

## DETROIT VS. SAN JOSE

Date	W/L	Score	Home/Away
4/29	L	3-4	Away
5/2	L	3-4	Away
5/4	L	3-4 OT#	Home
5/6	W	7-1+	Home
5/8	L	1-2	Away

#Patrick Marleau scored at 7:07 of OT

+4-goal game by Johan Franzen

San Jose won series 4 games to 1



# GAME-BY-GAME STANLEY CUP® PLAYOFF RESULTS

## 2011

### DETROIT VS. PHOENIX

Date	W/L	Score	Home/Away
4/13	W	4-2	Home
4/16	W	4-3	Home
4/18	W	4-2	Away
4/20	W	6-3	Away

Detroit won series 4 games to 0

### DETROIT VS. SAN JOSE

Date	W/L	Score	Home/Away
4/29	L	1-2 OT#	Away
5/1	L	1-2	Away
5/4	L	3-4 OT##	Home
5/6	W	4-3	Home
5/8	W	4-3	Away
5/10	W	3-1	Home
5/12	L	2-3	Away

#Benn Ferriero scored at 7:03 of OT

##Devin Setoguchi scored at 9:21 of OT

San Jose won series 4 games to 3

## 2012

### DETROIT VS. NASHVILLE

Date	W/L	Score	Home/Away
4/11	L	2-3	Away
4/13	W	3-2	Home
4/15	L	2-3	Home
4/17	L	1-3	Home
4/20	L	1-2	Away

Nashville won series 4 games to 1

## 2013

### DETROIT VS. ANAHEIM

Date	W/L	Score	Home/Away
4/30	L	1-3	Away
5/2	W	5-4 OT#	Away
5/4	L	0-4*	Home
5/6	W	3-2 OT##	Home
5/8	L	2-3 OT###	Away
5/10	W	4-3 OT####	Home
5/12	W	3-2	Away

#Gustav Nyquist scored at 1:21 of OT

##Damien Brunner scored at 15:10 of OT

###Nick Bonino scored at 1:54 of OT

####Henrik Zetterberg scored at 1:04 of OT

\*Shutout by Jonas Hiller

Detroit won series 4 games to 3

### DETROIT VS. CHICAGO

Date	W/L	Score	Home/Away
5/15	L	1-4	Away
5/18	W	4-1	Away
5/20	W	3-1	Home
5/23	W	2-0*	Home
5/25	L	1-4	Away
5/27	L	3-4	Home
5/29	L	1-2 OT#	Away

#Brent Seabrook scored at 3:35 of OT

\*Shutout by Jimmy Howard

Chicago won series 4 games to 3

## 2014

### DETROIT VS. BOSTON

Date	W/L	Score	Home/Away
4/18	W	1-0*	Away
4/20	L	1-4	Away
4/22	L	0-3**	Home
4/24	L	2-3 OT#	Home
4/26	L	2-4	Away

#Jarome Iginla scored at 13:32 of OT

\*Shutout by Jimmy Howard

\*\*Shutout by Tuukka Rask

Boston won series 4 games to 1

## 2015

### DETROIT VS. TAMPA BAY

Date	W/L	Score	Home/Away
4/16	W	3-2	Away
4/18	L	1-5	Away
4/21	W	3-0*	Home
4/23	L	2-3#	Home
4/25	W	4-0*	Away
4/27	L	2-5	Home
4/29	L	0-2**	Away

#Tyler Johnson scored at 2:25 of OT

\*Shutouts by Petr Mrazek

\*\*Shutout by Ben Bishop

Tampa Bay won series 4 games to 3

## 2016

### DETROIT VS. TAMPA BAY

Date	W/L	Score	Home/Away
4/13	L	2-3	Away
4/15	L	2-5	Away
4/17	W	2-0*	Home
4/19	L	2-3	Home
4/21	L	0-1**	Away

\*Shutout by Petr Mrazek

\*\*Shutout by Ben Bishop

Tampa Bay won series 4 games to 1



# RED WINGS TEAM PLAYOFFS RECORDS

**MOST GOALS FOR, PERIOD:** 6 – 3/29/47 at Toronto, 3rd  
**MOST GOALS FOR, GAME:** 9, twice – 3/29/47 at Toronto; 4/7/36 vs. Toronto  
**MOST GOALS FOR, SERIES:** 32 – vs. Toronto, 1988  
**MOST GOALS FOR, YEAR:** 76 – 2009 vs. Columbus, Anaheim, Chicago, Pittsburgh  
**MOST GOALS FOR, HOME GAME:** 9 – 4/7/36 vs. Toronto  
**MOST GOALS FOR, ROAD GAME:** 9 – 3/29/47 at Toronto  
**MOST GOALS AGAINST, PERIOD:** 5, twice – 3/25/58 at Montreal, 1st; 4/14/42 at Toronto, 2nd  
**MOST GOALS AGAINST, GAME:** 9, twice – 4/10/85 at Chicago; 4/14/42 at Toronto  
**MOST GOALS AGAINST, SERIES:** 25, twice – vs. Chicago, 1989; vs. Toronto, 1942  
**MOST GOALS AGAINST, YEAR:** 57 – 1987 (20 vs. Chicago, 14 vs. Toronto, 23 vs. Edmonton)  
**MOST GOALS AGAINST, HOME GAME:** 8, twice – 3/25/58 vs. Chicago; 4/23/78 vs. Montreal  
**MOST GOALS AGAINST, ROAD GAME:** 9, twice – 4/10/85 at Chicago; 4/14/42 at Toronto  
**\*FASTEST TWO GOALS:** 0:05 – 4/11/65 vs. Chicago, both by Norm Ullman, 17:35, 17:40  
 against Glenn Hall during 2nd period  
**FASTEST THREE GOALS:** 1:30 – 3/29/47 at Toronto, Jim Conacher, 17:30; Roy Conacher, 18:30;  
 Ed Bruneteau, 19:00 during 3rd period  
**FASTEST FOUR GOALS:** 4:46 – 3/23/39 vs. Montreal. Syd Howe, 13:44 and 14:39; Sid Abel, 17:02;  
 Ed Wares, 18:30 during 3rd period  
**MOST POWER-PLAY GOALS, PERIOD:** 3, five times – 6/6/09 vs. Pittsburgh; 5/3/98 vs. Phoenix;  
 5/5/96 vs. St. Louis; 4/23/96 vs. Winnipeg; 4/11/78 vs. Atlanta  
**MOST POWER-PLAY GOALS, GAME:** 4, six times – 5/3/98 vs. Phoenix; 4/23/96 vs. Winnipeg;  
 4/29/93 vs. Toronto; 4/10/66 vs. Chicago; 4/4/65 vs. Chicago; 3/23/39 vs. Montreal  
**MOST POWER-PLAY GOALS, SERIES:** 11 – vs. Toronto, 1988  
**MOST POWER-PLAY GOALS, YEAR:** 23 – 2009 vs. Columbus, Anaheim, Chicago, Pittsburgh  
**MOST POWER-PLAY GOALS AGAINST, GAME:** 4 – 3/28/63 vs. Chicago  
**MOST POWER-PLAY GOALS AGAINST, SERIES:** 10 – vs. Chicago, 1989  
**MOST POWER-PLAY GOALS AGAINST, YEAR:** 20 – 1988 vs. Toronto, St. Louis, Edmonton  
**MOST SHORTHANDED GOALS, PERIOD:** 2, three times – 4/21/07 vs. Calgary (Dan Cleary, Chris  
 Chelios); 4/27/02 vs. Vancouver (Nicklas Lidstrom, Brett Hull); 4/29/93 vs. Toronto (Steve  
 Yzerman, Paul Ysebaert)  
**MOST SHORTHANDED GOALS, GAME:** 2, five times – 4/21/07 vs. Calgary (Dan Cleary, Chris Chelios);  
 4/27/02 vs. Vancouver (Nicklas Lidstrom, Brett Hull); 4/12/96 vs. Winnipeg (Paul Coffey, Doug  
 Brown); 4/29/93 vs. Toronto (Steve Yzerman, Paul Ysebaert); 4/5/36 vs. Toronto (Syd Howe,  
 Bucko McDonald)  
**MOST SHORTHANDED GOALS, YEAR:** 7 – 2002 vs. Vancouver, St. Louis, Colorado, Carolina  
**MOST SHORTHANDED GOALS AGAINST, PERIOD:** 2, twice – 4/24/98 vs. Phoenix (Jeremy Roenick [2]);  
 4/23/78 vs. Montreal  
**MOST SHORTHANDED GOALS AGAINST, GAME:** 2, three times – 4/24/98 vs. Phoenix (Jeremy  
 Roenick [2]); 4/11/89 vs. Chicago; 4/23/78 vs. Montreal)  
**MOST SHORTHANDED GOALS AGAINST, YEAR:** 4 – 1989 vs. Chicago  
**MOST PENALTY MINUTES, PERIOD:** 114 – 4/12/91 vs. St. Louis  
**\*MOST PENALTY MINUTES, GAME:** 152 – 4/12/91 vs. St. Louis  
**MOST PENALTIES, PERIOD:** 20 – 4/12/91 vs. St. Louis  
**MOST PENALTIES, GAME:** 33 – 4/12/91 vs. St. Louis  
**MOST CONSECUTIVE VICTORIES, YEAR:** 9 – 2008 vs. Nashville, Colorado, Dallas  
**MOST CONSECUTIVE VICTORIES:** 11 – 1998-1999, final five games of 1998 (Dallas, Washington)  
 and first six games of 1999 (Anaheim, Colorado)  
**MOST CONSECUTIVE VICTORIES, HOME:** 11 – 4/16/54-4/5/56  
**MOST CONSECUTIVE VICTORIES, ROAD:** 6, twice – 6/13/98-5/9/99; 4/28/98-5/24/98  
**MOST CONSECUTIVE DEFEATS:** 8 – 1966-1970, final four games of 1966 (Montreal) and first four  
 games of 1970 (Chicago)  
**MOST CONSECUTIVE DEFEATS, HOME:** 5, three times – 4/21/78-4/13/85; 4/28/66-4/12/70;  
 4/22/45-4/3/47  
**MOST CONSECUTIVE DEFEATS, ROAD:** 8 – 3/27/56-3/27/58  
**MOST CONSECUTIVE SEASONS QUALIFYING FOR PLAYOFFS:** 25 – 1991 to present  
**MOST CONSECUTIVE SEASONS NOT QUALIFYING FOR PLAYOFFS:** 7 – 1971-1977  
**EARLIEST PLAYOFF DATE:** March 19, three times – 1946 vs. Boston; 1940 vs. NY Americans;  
 1929 vs. Toronto  
**LATEST PLAYOFF DATE:** June 24 – 1995 vs. New Jersey

\*-NHL record

#-Shares NHL record

ACTIVE PLAYERS IN CAPITALS



# RED WINGS INDIVIDUAL PLAYOFFS RECORDS

**MOST YEARS IN PLAYOFFS:** 20 – Steve Yzerman, Nicklas Lidstrom  
**#MOST CONSECUTIVE YEARS IN PLAYOFFS:** 20 – Nicklas Lidstrom, 1992-2012  
**MOST GAMES, CAREER:** 263 – Nicklas Lidstrom  
**MOST POINTS, CAREER:** 185 – Steve Yzerman  
**MOST GOALS, CAREER:** 70 – Steve Yzerman  
**MOST ASSISTS, CAREER:** 129 – Nicklas Lidstrom  
**MOST GAMES, YEAR:** 23 – 27 players (14 on 2002 team; 13 on 2009 team)  
**MOST POINTS, YEAR:** 27 – HENRIK ZETTERBERG, 2008 (13 goals, 14 assists)  
**MOST GOALS, YEAR:** 13 – HENRIK ZETTERBERG and JOHAN FRANZEN, 2008  
**MOST ASSISTS, YEAR:** 18 – Steve Yzerman, 1998; Sergei Fedorov, 1996  
**MOST POINTS, SERIES:** 13 – Norm Ullman, 1964 vs. Chicago  
**MOST GOALS, SERIES:** 9 – JOHAN FRANZEN, 2008 vs. Colorado  
**MOST ASSISTS, SERIES:** 9 – Paul Coffey, 1993 vs. Toronto  
**MOST POINTS, GAME:** 6 – JOHAN FRANZEN, 5/6/10 vs. San Jose (4 goals, 2 assists)  
**MOST GOALS, GAME:** 4, three times – JOHAN FRANZEN, 5/6/10 vs. San Jose; Ted Lindsay, 4/5/55 vs. Montreal; Carl Liscombe, 4/3/45 vs. Boston  
**MOST ASSISTS, GAME:** 4, six times – Todd Bertuzzi, 5/6/10 vs. San Jose; Nicklas Lidstrom, 4/21/07 vs. Calgary; Chris Chelios, 4/27/02 at Vancouver; Sergei Fedorov, 5/23/96 vs. Colorado; Sergei Fedorov, 4/23/96 vs. Winnipeg; Dutch Reibel, 4/5/55 vs. Montreal  
**#MOST POINTS, PERIOD:** 4 – JOHAN FRANZEN, 5/6/10 vs. San Jose, 1st (3 goals, 1 assist)  
**MOST GOALS, PERIOD:** 3, twice – JOHAN FRANZEN, 5/6/10 vs. San Jose, 1st; Ted Lindsay, 4/5/55 vs. Montreal, 2nd  
**#MOST ASSISTS, PERIOD:** 3, four times – Mikael Samuelsson, 5/22/07 at Anaheim, 3rd; Chris Chelios, 4/27/02 at Vancouver, 2nd; Vyacheslav Kozlov, 5/21/95 vs. San Jose, 3rd; Alex Delvecchio, 4/14/66 vs. Chicago, 3rd  
**MOST POINTS, ROOKIE:** 9 – Shawn Burr, 1987  
**MOST GOALS, ROOKIE:** 7 – Shawn Burr, 1987  
**MOST ASSISTS, ROOKIE:** 5, twice – Sergei Fedorov, 1991; Paul Woods, 1978  
**MOST POINTS BY DEFENSEMAN, YEAR:** 19 – Nicklas Lidstrom, 1998  
**MOST POINTS BY DEFENSEMAN, GAME:** 5 – Eddie Bush, 4/9/42 at Toronto (1 goal, 4 assists)  
**MOST GOALS BY DEFENSEMAN, YEAR:** 6, twice – Nicklas Lidstrom, 1998; Paul Coffey, 1995  
**MOST GOALS BY DEFENSEMAN, GAME:** 2, several times – Last six times all by Nicklas Lidstrom (5/6/11 vs. San Jose, 4/27/10 at Phoenix, 5/1/09 vs. Anaheim, 4/15/00 vs. Los Angeles, 5/29/98 vs. Dallas, 5/23/96 at Colorado)  
**MOST ASSISTS BY DEFENSEMAN, YEAR:** 15 – NIKLAS KRONWALL, 2008  
**MOST ASSISTS BY DEFENSEMAN, GAME:** 4, three times – Nicklas Lidstrom, 4/21/07 vs. Calgary; Chris Chelios, 4/27/02 at Vancouver; Eddie Bush, 4/9/42 at Toronto  
**LONGEST POINT STREAK:** 12 games, twice – JOHAN FRANZEN, 2010; Gordie Howe, 1964  
**LONGEST GOAL STREAK:** 5, four times – JOHAN FRANZEN, 2010; Gordie Howe, 1964; Ted Lindsay, 1952; Gordie Howe, 1949  
**MOST POINTS BY LINE, YEAR:** 51, 1955 – Gordie Howe (20), Ted Lindsay (19), Dutch Reibel (12)  
**MOST THREE-GOAL GAMES, CAREER:** 4 – Steve Yzerman (1989, 1991, 1996, 1999)  
**MOST THREE-GOAL GAMES, YEAR:** 2, three times – JOHAN FRANZEN, 2008; Petr Klima, 1988; Norm Ullman, 1964  
**MOST THREE-GOAL GAMES, SERIES:** 2, twice – JOHAN FRANZEN, 2008; Norm Ullman, 1964  
**MOST POWER-PLAY GOALS, CAREER:** 26 – Steve Yzerman  
**MOST POWER-PLAY GOALS, YEAR:** 6, three times – Dino Ciccarelli, 1995 and 1996; Andy Bathgate, 1966  
**MOST POWER-PLAY GOALS, SERIES:** 5 – Andy Bathgate, 1966 vs. Chicago  
**#MOST POWER-PLAY GOALS, GAME:** 3, three times – Dino Ciccarelli, 5/11/95 at Dallas and 4/29/93 at Toronto; Syd Howe, 3/23/39 vs. Montreal  
**MOST POWER-PLAY GOALS, PERIOD:** 2, three times – Dino Ciccarelli, 4/29/93 at Toronto, 2nd; Floyd Smith, 4/10/66 at Chicago, 1st; Syd Howe, 3/23/39 vs. Montreal, 3rd  
**MOST GAME-WINNING GOALS, CAREER:** 12 – Vyacheslav Kozlov, Steve Yzerman  
**MOST GAME-WINNING GOALS, YEAR:** 5 – JOHAN FRANZEN, 2008  
**MOST SHORTHANDED GOALS, CAREER:** 5 – Kirk Maltby  
**MOST SHORTHANDED GOALS, GAME:** 1, several times – Last time: LUKE GLENDENING, 4/16/15 at Tampa Bay

\*-NHL record #Shares NHL record ACTIVE PLAYERS IN CAPITALS





# RED WINGS INDIVIDUAL PLAYOFFS RECORDS

**MOST OVERTIME GOALS, CAREER:** 2 – Mud Bruneteau, Syd Howe, JOHAN FRANZEN, Vyacheslav Kozlov, Ted Lindsay, Kirk Maltby, Leo Reise Jr., Brendan Shanahan

**MOST OVERTIME GOALS, YEAR:** 2 – Leo Reise Jr., 1950

**FASTEST GOAL, START OF GAME:** 0:09 – Gordie Howe, 4/1/54 vs. Toronto (against Harry Lumley)

**\*FASTEST TWO GOALS:** 0:05 – Norm Ullman, 4/11/65 vs. Chicago (17:35 and 17:40 of the 2nd period against Glenn Hall)

**MOST PENALTY MINUTES, CAREER:** 218 – Gordie Howe

**MOST PENALTY MINUTES, YEAR:** 71 – Joe Kocur, 1987

**MOST PENALTY MINUTES, SERIES:** 50 – Bob Probert, 1991 vs. St. Louis

**MOST PENALTY MINUTES, GAME:** 29 – Randy McKay, 4/12/91 vs. St. Louis (2 minor penalties, 3 major penalties and a game misconduct)

**MOST GAMES BY GOALTENDER, CAREER:** 110 – Chris Osgood

**MOST GAMES BY GOALTENDER, YEAR:** 23, twice – Chris Osgood, 2008; Dominik Hasek, 2002

**MOST MINUTES BY GOALTENDER, YEAR:** 1455 – Dominik Hasek, 2002

**MOST SHUTOUTS, CAREER:** 14 – Chris Osgood

**MOST SHUTOUTS, YEAR:** 6 – Dominik Hasek, 2002

**LONGEST SHUTOUT SEQUENCE, YEAR:** 248:32 – Norm Smith, 1936 vs. Montreal Maroons

**LONGEST SHUTOUT SEQUENCE, GAME:** 176:30 – Norm Smith, 3/24/36-3/25-16 at Montreal Maroons

**SHUTOUT BY DETROIT GOALIE IN PLAYOFF DEBUT:** Twice – Chris Osgood, 4/20/94 vs. San Jose; Norm Smith, 3/24/36 at Montreal Maroons

**\*-NHL record # -Shares NHL record ACTIVE PLAYERS IN CAPITALS**



# RED WINGS ALL-TIME PLAYOFFS SCORING LEADERS

## ALL-TIME PLAYOFF SCORING LEADERS

PLAYER	GP	G	A	PTS
Steve Yzerman	196	70	115	185
Nicklas Lidstrom	263	54	129	183
Sergei Fedorov	162	50	113	163
Gordie Howe	154	67	91	158
<b>HENRIK ZETTERBERG</b>	<b>137</b>	<b>57</b>	<b>63</b>	<b>120</b>
Pavel Datsyuk	157	42	71	113
Alex Delvecchio	121	35	69	104
Tomas Holmstrom	180	46	51	97
Ted Lindsay	123	44	44	88
<b>JOHAN FRANZEN</b>	<b>107</b>	<b>42</b>	<b>39</b>	<b>81</b>
Vyacheslav Kozlov	114	42	37	79
Brendan Shanahan	106	33	41	74
Norm Ullman	80	27	47	74
Igor Larionov	105	20	39	59
Sid Abel	96	28	30	58
Valtteri Filppula	105	19	38	57
Paul Coffey	49	14	36	50
Dan Cleary	111	23	26	49
Darren McCarty	167	21	26	47
<b>NIKLAS KRONWALL</b>	<b>109</b>	<b>5</b>	<b>42</b>	<b>47</b>
Kris Draper	220	24	22	46
Syd Howe	68	17	27	44
Bob Probert	63	14	29	43
Carl Liscombe	59	22	19	41
Brian Rafalski	63	12	28	40
Gerard Gallant	58	18	21	39
Martin Lapointe	86	17	22	39
Adam Oates	38	12	27	39
Mud Bruneteau	77	23	14	37
Red Kelly	94	16	21	37
Mikael Samuelsson	74	14	23	37
Doug Brown	71	16	19	35
Larry Murphy	67	7	27	34
Joe Carveth	57	19	14	33
Shawn Burr	79	16	17	33
Jiri Hudler	66	12	21	33
Dino Ciccarelli	47	24	8	32
Kirk Maltby	169	16	15	31
Marcel Pronovost	118	7	23	30
Don Grosso	44	15	14	29
Marty Pavelich	91	13	15	28
Chris Chelios	103	3	25	28
Petr Klima	31	13	14	27
Steve Chiasson	46	12	14	26
Metro Prystai	43	12	14	26
Brent Ashton	32	11	14	25
Brad Stuart	72	6	19	25
Brett Hull	39	13	11	24
Todd Bertuzzi	50	7	17	24
Ray Sheppard	42	14	9	23
Herbie Lewis	38	13	10	23
Floyd Smith	44	12	11	23
Bruce MacGregor	55	9	14	23
Robert Lang	36	9	14	23
<b>DARREN HELM</b>	<b>82</b>	<b>11</b>	<b>10</b>	<b>21</b>



# RED WINGS ALL-TIME PLAYOFFS GOALTENDING LEADERS

## ALL-TIME PLAYOFF SCORING LEADERS

PLAYER	GP	G	A	PTS
Marty Berry	23	9	12	21
John Chabot	22	5	16	21
<b>JONATHAN ERICSSON</b>	<b>76</b>	<b>5</b>	<b>16</b>	<b>21</b>
John Wilson	50	11	9	20
Vic Stasiuk	40	10	10	20
John Sorrell	31	8	12	20
Dutch Reibel	35	6	14	20
Viacheslav Fetisov	78	1	19	20
ACTIVE PLAYERS IN BOLD CAPITALS				

## ALL-TIME PLAYOFF GOALTENDING LEADERS

PLAYER	YRS	GP	W	L	T	GA	SO	AVG
Chris Osgood	12	110	67	37		221	14	2.02
Terry Sawchuk	10	85	46	37		208	11	2.41
Mike Vernon	3	42	30	12		88	2	2.08
Dominik Hasek	3	45	28	17		89	8	1.91
Harry Lumley	5	54	24	30		131	6	2.30
<b>JIMMY HOWARD</b>	<b>7</b>	<b>48</b>	<b>21</b>	<b>26</b>		<b>123</b>	<b>3</b>	<b>2.58</b>
John Mowers	4	32	19	13		85	2	2.55
Greg Stefan	5	30	12	17		99	1	3.54
Norm Smith	2	12	9	2		18	3	1.32
Glen Hanlon	3	18	9	6		42	3	2.58
Roger Crozier	4	23	9	12		57	1	2.74
Tim Cheveldae	3	25	9	15		71	2	3.00
Glenn Hall	2	15	6	9		43	0	2.85
Cecil Thompson	2	11	5	6		27	1	2.40
Wilf Cude	1	9	4	5		21	1	2.12
<b>PETR MRAZEK</b>	<b>2</b>	<b>10</b>	<b>4</b>	<b>6</b>		<b>18</b>	<b>3</b>	<b>1.88</b>
Manny Legace	3	11	4	6		27	0	2.54
Curtis Joseph	2	13	4	8		22	1	1.64
Earl Robertson	1	6	3	2		8	2	1.41
Jim Rutherford	1	3	2	1		12	0	4.00
John Ross Roach	1	4	2	2		8	1	2.00
Bill Ranford	1	4	2	2		10	1	3.27
Ralph Almas	1	5	1	3		13	0	2.97
Hank Bassen	2	5	1	3		11	0	2.44
Bob Champoux	1	1	1	0		4	0	4.36
Vincent Riendeau	1	2	1	0		4	0	3.28
Ron Low	1	4	1	3		17	0	4.25
Connie Dion	1	5	1	4		17	0	3.40
Ty Conklin	1	1	0	0		0	0	0.00
Kevin Hodson	1	1	0	0		0	0	0.00
Allan Bester	1	1	0	0		1	0	3.00
Sam St. Laurent	1	1	0	0		1	0	5.82
Jim Franks	1	1	0	1		2	0	4.00
Eddie Mio	1	1	0	1		3	0	2.86
Norm Maracle	2	2	0	0		3	0	3.08
Alex Connell	1	2	0	1	1	3	0	1.50
Jonas Gustavsson	1	2	0	2		6	0	2.71
Clarence Dolsen	1	2	0	2		7	0	3.50
Corrado Micallef	1	3	0	0		8	0	4.80
Bob Essensa	1	4	0	2		9	0	4.94
Roy Edwards	1	4	0	3		11	0	3.20
ACTIVE PLAYERS IN BOLD CAPITALS								



# DETROIT RED WINGS IN NHL ALL-STAR GAMES

## SKATERS

	GP	YEARS
* Gordie Howe	22	1948, 49, 50, 51, 52, 53, 54, 55, 57, 58, 59, 60, 61, 62, 63, 64, 65, 67, 68, 69, 70, 71
* Alex Delvecchio	13	1953, 54, 55, 56, 57, 58, 59, 61, 62, 63, 64, 65, 67
Nicklas Lidstrom	12	1996, 98, 99, 2000, 01, 02, 03, 04, 07, 08, 09, 11
* Ted Lindsay	10	1957, 48, 49, 50, 51, 52, 53, 54, 55, 56
Steve Yzerman	10	1984, 88, 89, 90, 91, 92, 93, 97, 99#, 2000
* Red Kelly	9	1950, 51, 52, 53, 54, 55, 56, 57, 58
* Marcel Pronovost	9	1950, 54, 55, 57, 58, 59, 60, 61, 63
* Norm Ullman	8	1955, 60, 61, 62, 63, 64, 67, 68
John Ogradnick	5	1981, 82, 84, 85, 86
Brendan Shanahan	5	1997, 98, 99, 2000, 02
Sergei Fedorov	6	1992, 94, 96, 2001, 02, 03
Pavel Datsyuk	5	2002, 04, 08, 09, 12
* Marty Pavelich	4	1950, 52, 54, 55
* Bob Goldham	4	1950, 52, 54, 55
Jack Stewart	3	1947, 48, 49
* Sid Abel	3	1949, 50, 51
* Metro Prystai	3	1950, 53, 54
Reed Larson	3	1978, 80, 81
Paul Coffey	3	1993, 94, 96
+ Ebbie Goodfellow	2	1937, 39
Bill Quackenbush	2	1947, 48
* Leo Reise	2	1950, 51
* Tony Leswick	2	1952, 54
Frank Mahovlich	2	1969, 70
Red Berenson	2	1972, 74
Viacheslav Fetisov	2	1997, 98
Chris Chelios	2	2000, 02
<b>HENRIK ZETTERBERG</b>	<b>2</b>	<b>2007#, 08#</b>
+ Herbie Lewis	1	1934
+ Larry Aurie	1	1934
+ Marty Barry	1	1937
+ Syd Howe	1	1939
+ Marty Barry	1	1937
Bud Poile	1	1948
Reg Sinclair	1	1952
Bill Gadsby	1	1965
Carl Brewer	1	1970
Gary Bergman	1	1972
Mickey Redmond	1	1974
Marcel Dionne	1	1975
Dan Maloney	1	1976
Nick Libett	1	1977
Willie Huber	1	1983
Bob Probert	1	1988
Steve Chiasson	1	1993
Igor Larionov	1	1998
Larry Murphy	1	1999
<b>DYLAN LARKIN</b>	<b>1</b>	<b>2016</b>
<b>FRANS NIELSEN</b>	<b>1</b>	<b>2017</b>

## GOALTENDERS

	GP	YEARS
* Terry Sawchuk	7	1950, 51, 52, 53, 54, 59, 63
* Glenn Hall	2	1955, 56
Chris Osgood	2	1996, 2008
<b>JIMMY HOWARD</b>	<b>2</b>	<b>2012, 15#</b>
+ Norm Smith	1	1937
Tim Cheveldae	1	1992
Dominik Hasek	1	2002

## COACHES

	GC	YEARS
* Tommy Ivan	4	1948, 49, 50, 52
Sid Abel	4	1961, 63, 64, 67
Scotty Bowman	3	1996, 2000, 02
* Jimmy Skinner	2	1954, 55
+ Jack Adams	1	1937
Dave Lewis	1	2004
Mike Babcock	1	2008

#Did not play due to injury.

\*Includes games as member of defending Stanley Cup champions in '50, '54 or '55.

+Appeared in Bailey ('34), Morenz ('37), Seibert ('39) benefit All-Star games.

24 other Red Wings appeared in All-Star games, but only as members of defending Stanley Cup champions in '50, '54 or '55.

**ACTIVE PLAYERS/COACHES  
IN BOLD CAPITALS**



# CHAMPIONSHIPS & STANLEY CUP® FINALISTS

**STANLEY CUP:** ..... 1936, 37, 43, 50, 52, 54, 55, 97, 98, 2002, 08

**LEAGUE CHAMPIONS/BEST REGULAR-SEASON RECORD:** ..... 1935-36, 36-37, 42-43,  
 ..... 48-49, 49-50, 50-51, 52-53, 53-54, 54-55, 56-57,  
 ..... 64-65, 95, 95-96, 2001-02, 03-04, 05-06, 07-08

## DIVISION CHAMPIONS (REGULAR SEASON)

American Division: ..... 1933-34, 1934-35, 35-36, 36-37


Norris Division: ..... 1987-88, 88-89, 91-92

Central Division: ..... 1993-94, 95, 95-96, 98-99, 2000-01, 01-02, 02-03,  
 ..... 03-04, 05-06, 06-07, 07-08, 08-09, 10-11

## DIVISION CHAMPIONS (PLAYOFFS):

Norris Division: ..... 1987, 88

**STANLEY CUP FINALISTS:** ..... 1934, 36, 37, 41, 42, 43, 45, 48, 49, 50, 52, 54,  
 ..... 55, 56, 61, 63, 64, 66, 95, 97, 98, 2002, 08, 09



# DETROIT RED WINGS ENTRY DRAFT SELECTIONS

## ENTRY DRAFT SELECTIONS (Since Inception in 1963)

Round	Overall				
<b>1963</b>		7 Brian Middleton	107	2 Al Jensen	31
1 Pete Mahovlich	2	8 Dennis Polonich	123	3 Doug Derkson	53
2 Bill Cosburn	8	9 Dennis O'Brien	135	4 Bjorn Skaare	62
<b>1964</b>		9 Tom Newman	138	5 Ted Nolan	78
1 Claude Gauthier	1	9 Ray Bibeau	139	6 Sylvain Locas	95
2 Brian Watts	7	10 Kevin Neville	151	7 Wes George	112
3 Ralph Buchanan	13	10 Ken Gibb	154	8 John Barrett	129
4 Ronald LeClerc	19	10 Mitch Brandt	155	9 Jim Malazdrewicz	146
<b>1965</b>		<b>1974</b>		10 Geoff Shaw	163
1 George Forge	3	1 Bill Lochead	9	11 Carl VanHarrewyn	178
2 Bob Birdsell	8	3 Dan Mandryk	44	12 Ladislav Svozil	194
<b>1966</b>		3 Bill Evo	45	13 Tom Bailey	208
1 Steve Atkinson	6	4 Michel Bergeron	63	14 Larry Lozinski	219
2 Jim Whitaker	12	5 John Taft	81	15 Randy Betty	224
3 Lee Carpenter	18	6 Don Dufek	99	16 Brian Crawley	226
4 Grant Cole	24	7 Jack Carlson	117	17 Doug Feasby	228
<b>1967</b>		8 Gregg Steele	134	<b>1979</b>	
1 Ron Barkwell	9	9 Glen McLeod	151	1 Mike Foligno	3
2 Alan Karlander	17	<b>1975</b>		3 Jody Gage	45
<b>1968</b>		1 Rick Lapointe	5	3 Boris Fistric	46
1 Steve Andrascik	11	2 Jerry Rollins	23	4 John Ogradnick	66
2 Herb Boxer	17	3 Al Cameron	37	5 Joe Paterson	87
<b>1969</b>		3 Blair Davidson	45	6 Carmine Cirella	108
1 Jim Rutherford	10	3 Clarke Hamilton	50	<b>1980</b>	
2 Ron Garwasiuk	21	4 Mike Wirachowski	59	1 Mike Blaisdell	11
3 Wayne Hawrysh	33	5 Mike Wong	77	3 Mark Osborne	46
4 Warren Chernencki	45	6 Mike Harazny	95	5 Mike Corrigan	88
5 Wally Olds	57	7 Jean-Luc Phaneuf	113	6 Wayne Crawford	109
<b>1970</b>		8 Steve Carlson	131	7 Mike Braun	130
1 Serge Lajeunesse	12	9 Gary Vaughn	148	8 John Beukeboom	151
2 Bob Guindon	26	10 Jean Thibodeau	164	9 Dave Miles	172
3 Yvon Lambert	40	11 Dave Hanson	176	10 Brian Rorabeck	193
4 Tom Johnstone	54	11 Robin Larson	178	<b>1981</b>	
5 Tom Mellor	68	<b>1976</b>		2 Claude Loiselle	23
6 Bernard McNeil	82	1 Fred Williams	4	3 Corrado Micalef	44
7 Ed Hays	95	2 Reed Larson	22	5 Larry Trader	86
<b>1971</b>		3 Fred Berry	40	6 Gerard Gallant	107
1 Marcel Dionne	2	4 Kevin Schamehorn	58	7 Greg Stefan	128
2 Henry Boucha	16	5 Dwight Schofield	76	8 Rick Zombo	149
3 Ralph Hostopiavouri	30	6 Tony Horvath	94	9 Don LeBlanc	170
4 George Hulme	44	7 Fern LeBlanc	111	10 Robert Nordmark	191
5 Earl Anderson	58	8 Claude Legris	120	<b>1982</b>	
6 Charlie Shaw	72	<b>1977</b>		1 Murray Craven	17
7 Jim Nahrang	86	1 Dale McCourt	1	2 Yves Courteau	23
8 Bob Boyd	100	3 Rick Vasko	37	3 Carmine Vani	44
<b>1972</b>		4 John Hilworth	55	4 Craig Cox	66
2 Pierre Guite	26	5 Jim Korn	73	5 Brad Shaw	86
3 Bob Kreiger	42	6 Jim Baxter	91	6 Claude Vilgrain	107
4 Danny Gruen	68	7 Randy Wilson	109	7 Greg Hudak	128
5 Dennis Johnson	74	8 Ray Roy	125	8 Pat Lahey	149
6 Bill Miller	90	9 Kip Churchill	141	9 Gary Cullen	170
7 Glen Seperich	106	10 Lance Gatoni	155	10 Brent Meckling	191
8 Mike Ford	122	11 Rob Plumb	163	11 Mike Stern	212
9 George Kuzmich	138	12 Alan Belanger	170	12 Shaun Reagan	233
12 Dave Arundel	150	13 Dean Willers	175	<b>1983</b>	
<b>1973</b>		14 Roland Cloutier	178	1 Steve Yzerman	4
1 Terry Richardson	11	15 Ed Hill	181	2 Lane Lambert	25
3 Nelson Pyatt	39	16 Val James	184	3 Bob Probert	46
3 Robbie Neale	43	17 Grant Morin	185	4 Dave Korol	70
4 Mike Korney	59	<b>1978</b>		5 Petr Klima	88
5 Blair Stewart	75	1 Willie Huber	9	5 Joe Kocur	91
6 Glen Cikello	91	1 Brent Peterson	12	6 Chris Pusey	109
		2 Glenn Hicks	28	7 Bob Pierson	130





# DETROIT RED WINGS ENTRY DRAFT SELECTIONS

8 Craig Butz	151	4 Sheldon Kennedy	80	5 Norm Maracle	126
9 Dave Sikorski	172	7 Kelly Hurd	143	6 Tim Spitzig	152
10 Stu Grimson	193	8 Brian McCormack	164	7 Yuri Yeresko	178
11 Jeff Frank	214	9 Jody Praznik	185	8 Viteslav Skuta	204
12 Chuck Chiatto	235	10 Glenn Goodall	206	9 Ryan Shanahan	230
<b>1984</b>		11 Darren Colbourne	227	10 Jim Kosecki	256
1 Shawn Burr	7	12 Don Stone	248	11 Gord Hunt	282
2 Doug Houda	28	<b>1989</b>		<b>1994</b>	
3 Milan Chalupa	49	1 Mike Sillinger	11	1 Yan Golubovsky	23
5 Mats Lundstrom	91	2 Bob Boughner	32	2 Mathieu Dandenault	49
6 Randy Hansch	112	3 Nicklas Lidstrom	53	3 Sean Gilliam	75
7 Stefan Larsson	133	4 Sergei Fedorov	74	5 Frederic Deschenes	114
8 Lars Karlsson	152	5 Shawn McCosh	95	5 Doug Battaglia	127
8 Urban Nordin	154	6 Dallas Drake	116	6 Pavel Agarkov	153
9 Bill Shibicky	175	7 Scott Zygulski	137	8 Jason Elliot	205
10 Jay Rose	195	8 Andy Suhy	158	9 Jeff Mikesch	231
11 Tim Kaiser	216	9 Bob Jones	179	10 Tomas Holmstrom	257
12 Tom Nickolau	236	10 Greg Bignell	200	11 Toivo Suursoo	283
<b>1985</b>		10 Rick Judson	204	<b>1995</b>	
1 Brent Fedyk	8	11 Vladimir Konstantinov	221	1 Maxim Kuznetsov	26
2 Jeff Sharples	29	12 Joseph Frederick	242	2 Philippe Audet	52
3 Steve Chiasson	50	12 Jason Glickman	246	3 Darryl Laplante	58
4 Mark Gowans	71	<b>1990</b>		4 Anatoly Ustugov	104
5 Chris Luongo	92	1 Keith Primeau	3	5 Chad Wilchynski	125
6 Randy McKay	113	3 Vyacheslav Kozlov	45	5 David Arsenault	126
7 Thomas Bjühr	134	4 Stewart Maltunas	66	6 Tyler Perry	156
8 Mike Luckraft	155	5 Tony Burns	87	7 Per Eklund	182
9 Rob Schenna	176	6 Claude Barthe	108	8 Andrei Samokvalov	208
10 Erik Hamalainen	197	7 Jason York	129	9 David Engblom	234
11 Bo Svanberg	218	8 Wes McCauley	150	<b>1996</b>	
12 Mikael Lindman	239	9 Anthony Gruba	171	1 Jesse Wallin	26
<b>1986</b>		10 Travis Tucker	192	2 Aren Miller	52
1 Joe Murphy	1	11 Brett Larson	213	4 Johan Forsander	108
2 Adam Graves	22	12 John Hendry	234	5 Michal Podolka	135
3 Derek Mayer	43	<b>1991</b>		6 Magnus Nilsson	144
4 Tim Cheveldae	64	1 Martin Lapointe	10	6 Alexandre Jacques	162
5 Johan Garpenlov	85	2 Jamie Pushor	32	7 Colin Beardsmore	189
6 Jay Stark	106	3 Chris Osgood	54	8 Craig Stahl	215
7 Per Djoos	127	4 Michael Knuble	76	9 Eugeniy Afanasiev	241
8 Dean Morton	148	5 Dimitri Motkov	98	<b>1997</b>	
9 Marc Potvin	169	7 Igor Malykhin	142	2 Yuri Butsayev	49
10 Scott King	190	9 Jim Birmingham	186	3 Petr Sykora	76
11 Tom Bissett	211	10 Jason Firth	208	4 Quintin Lang	102
12 Peter Ekroth	232	11 Bart Turner	230	5 John Wikstrom	129
<b>1987</b>		12 Andrew Miller	252	6 B.J. Young	157
1 Yves Racine	11	<b>1992</b>		7 Mike Lacey	186
2 Gord Kruppke	32	1 Curtis Bowen	22	8 Steve Wilejo	213
3 Bob Wilkie	41	2 Darren McCarty	46	9 Greg Willers	239
3 Dennis Holland	52	3 Sylvain Cloutier	70	<b>1998</b>	
4 Mark Reimer	74	5 Mike Sullivan	118	1 Jiri Fischer	25
5 Radomir Brazda	95	6 Jason MacDonald	142	2 Ryan Barnes	55
6 Sean Clifford	116	7 Greg Scott	166	2 Tomek Valtonen	56
7 Mike Gober	137	8 Justin Krall	183	3 Jake McCracken	84
8 Kevin Scott	158	8 C.J. Denomme	189	4 Brent Hobday	111
9 Mikko Haapakoski	179	9 Jeff Walker	214	5 Calle Steen	142
10 Darin Bannister	200	10 Dan McGillis	238	6 Adam Deleew	151
11 Craig Quinlan	221	11 Ryan Bach	262	6 Pavel Datsyuk	171
12 Tomas Jansson	242	<b>1993</b>		7 Jeremy Goetzinger	198
<b>1988</b>		1 Anders Eriksson	22	8 David Petrsek	226
1 Kory Kocur	17	2 Jon Coleman	48	9 Petja Pietilainen	256
2 Serge Anglehart	38	3 Kevin Hilton	74	<b>1999</b>	
3 Guy Dupuis	47	4 John Jakopin	97	4 Jari Tolsa	120
3 Petr Hrbek	59	4 Benoit Larose	100	5 Andrei Maximenko	149




# DETROIT RED WINGS ENTRY DRAFT SELECTIONS

## ENTRY DRAFT SELECTIONS (Continued)

6 Kent McDonell	181	4 Mattias Ritola	103	4 Andreas Athanasiou	110
7 Henrik Zetterberg	210	5 Darren Helm	132	5 Mike McKee	140
8 Anton Borodkin	238	5 Johan Ryno	137	6 James de Haas	170
9 Ken Davis	266	5 Jeff May	151	7 Rasmus Bodin	200
<b>2000</b>		6 Juho Mielonen	175	<b>2013</b>	
1 Niklas Kronwall	29	7 Bretton Stamler	214	1 Anthony Mantha	20
2 Tomas Kopecky	38	<b>2006</b>		2 Zach Nastasiuk	48
4 Stefan Liv	102	2 Cory Emmerton	41	2 Tyler Bertuzzi	58
4 Dmitri Semyenov	127	2 Shawn Matthias	47	3 Mattias Janmark	79
4 Alexander Seluyanov	128	2 Dick Axelsson	62	4 David Pope	109
4 Aaron Van Leusen	130	3 Daniel Larsson	92	5 Mitch Wheaton	139
6 Per Backer	187	6 Jan Mursak	182	6 Marc McNulty	169
6 Paul Ballantyne	196	7 Nick Oslund	191	7 Hampus Melen	199
7 Jimmie Svensson	228	7 Logan Pyett	212	<b>2014</b>	
8 Todd Jackson	251	<b>2007</b>		1 Dylan Larkin	15
8 Evgeni Bumagin	260	1 Brendan Smith	27	3 Dominic Turgeon	63
<b>2001</b>		3 Joakim Andersson	88	4 Christoffer Ehn	106
2 Igor Grigorenko	62	5 Randy Cameron	148	5 Chase Perry	136
4 Drew MacIntyre	121	6 Zack Torquato	178	6 Julius Vahatalo	166
4 Miroslav Blatak	129	7 Bryan Rufenach	208	7 Axel Holmstrom	196
5 Andreas Jantun	157	<b>2008</b>		7 Alexander Kadetkin	201
6 Nick Pannoni	195	1 Thomas McCollum	30	<b>2015</b>	
8 Dmitri Bykov	258	3 Max Nicastro	91	1 Evgeny Svechnikov	19
9 Francois Senez	288	4 Gustav Nyquist	121	3 Vili Saarijarvi	73
<b>2002</b>		5 Julien Cayer	151	4 Joren van Pottelberghe	110
2 Jiri Hudler	58	6 Stephen Johnston	181	5 Chase Pearson	140
2 Tomas Fleischmann	63	7 Jesper Samuelsson	211	6 Patrick Holway	170
3 Valtteri Filppula	95	<b>2009</b>		7 Adam Marsh	200
4 Johan Berggren	131	2 Landon Ferraro	32	<b>2016</b>	
5 Logan Koopmans	166	2 Tomas Tatar	60	1 Dennis Cholowski	20
6 James Cuddihy	197	3 Andrej Nestrasil	75	2 Givani Smith	46
7 Derek Meech	229	3 Gleason Fournier	90	2 Filip Hronek	53
8 Pierre-Olivier Beaulieu	260	5 Nick Jensen	150	4 Alfons Malmstrom	107
9 Christian Soderstrom	262	6 Mitchell Callahan	180	5 Jordan Sambrook	137
9 Jonathan Ericsson	291	7 Adam Almqvist	210	6 Filip Larsson	167
<b>2003</b>		<b>2010</b>		7 Mattias Elfstrom	197
2 James Howard	64	1 Riley Sheahan	21	<b>2017</b>	
4 Kyle Quincey	132	2 Calle Jarnkrok	51	1 Michael Rasmussen	9
5 Ryan Oulahan	164	3 Louis-Marc Aubry	81	2 Gustav Lindstrom	38
6 Andreas Sundin	170	4 Teemu Pulkkinen	111	3 Kasper Kotkansalo	71
6 Stefan Blom	194	5 Petr Mrazek	141	3 Lane Zablocki	79
7 Tomas Kollar	226	6 Brooks Macek	171	3 Zach Gallant	83
8 Vladimir Kutny	258	7 Ben Marshall	201	3 Keith Petruzzelli	88
9 Mikael Johansson	289	<b>2011</b>		4 Malte Setkov	100
<b>2004</b>		2 Tomas Jurco	35	5 Cole Fraser	131
3 Johan Franzen	97	2 Xavier Ouellet	48	6 Jack Adams	162
4 Evan McGrath	128	2 Ryan Sproul	55	6 Reilly Webb	164
5 Siarhei Kolasau	151	3 Alan Quine	85	7 Brady Gilmour	193
5 Tyler Haskins	162	4 Marek Tvrdon	115	<b>SUPPLEMENTAL DRAFT</b>	
6 Anton Axelsson	192	5 Phillipe Hudon	145	1987 — Mike LaMoine	
7 Steven Covington	226	5 Mattias Backman	146	1988 — Gary Shuchuk	
8 Gennady Stolyarov	257	6 Richard Nedomiel	175	1989 — Brad Kreick	
9 Nils Backstrom	290	7 Alexey Marchenko	205	1990 — Mike Casselman;	
<b>2005</b>		<b>2012</b>		Don Oliver	
1 Jakob Kindl	19	2 Martin Frk	49	1991 — Kelly Sorensen	
2 Justin Abdelkader	42	3 Jake Paterson	80		
3 Christofer Lofberg	80				



## DETROIT RED WINGS ENTRY DRAFT SELECTIONS



# RED WINGS ALL-TIME PLAYER TRANSACTIONS

## 1926-27 SEASON TO PRESENT

### ACQUIRED:

- 1927 DUKE KEATS and ARCHIE BRIDEN from Boston for Frank Frederickson and Harry Meeking.
- 1927 RUSS OATMAN sold to Montréal Maroons for \$9,500
- 1927 PETE BELLEFEUILLE from Toronto for Slim Halderson
- 1927 GEORGE HAY and PERCY TRAUB from Chicago for \$15,000
- 1927 BILL BRYDGE from Toronto for Art Duncan
- 1927 CARSON COOPER from Boston for Fred Gordon
- 1927 REG NOBLE from Montréal Maroons for \$7,500
- 1927 STAN BROWN from New York Rangers for Archie Briden
- 1927 LARRY AURIE from London (Canadian Pro League) for cash
- 1927 GORD FRASER from Chicago for Duke Keats
- 1928 JIM HERBERTS from Toronto for Jack Arbour and \$12,500
- 1928 BOB CONNORS and rights to EBBIE GOODFELLOW from New York Americans for John Sheppard
- 1928 HERB LEWIS from Duluth (U.S. Hockey League) for \$5,000
- 1928 CLARENCE "DOLLY" DOLSON from London (Canadian Pro League) for cash
- 1929 HAROLD HICKS from Montréal Maroons for cash
- 1929 BILL BEVERIDGE from Ottawa on loan

### 1930s

- 1930 JOHN SORRELL from London (International League) for cash
- 1931 LEROY GOLDSWORTHY from London (International League) for Harold Hicks
- 1931 ALEX CONNELL, HEC KILREA, ALEX SMITH, DANNY COX and ART GAGNE on loan from Ottawa, which folded after 1931-32 season
- 1931 DOUG YOUNG from Cleveland (International League) in inter-league draft
- 1931 FRANK CARSON and HAP EMMS from New York Americans for Bert McInenly and Tom Filmore
- 1932 JOHN ROSS ROACH from New York Rangers for \$11,000
- 1932 CARL VOSS from New York Rangers for \$5,500
- 1933 GORD PETTINGER from New York Rangers for cash
- 1933 FRED ROBERTSON from Toronto for \$6,500
- 1933 COONEY WEILAND from Ottawa for Carl Voss
- 1934 TED GRAHAM from Montréal Maroons for Stu Evans
- 1934 WILF CUDE from Montréal Canadiens on loan for season
- 1934 LLOYD GROSS from Boston for \$2,500
- 1934 TOM ANDERSON and YANK BOYD from Philadelphia (Canadian-American League) for cash
- 1934 WALLY KILREA from Montréal Maroons for Gus Marker
- 1934 GEORGE PATTERSON from Boston for Gene Carrigan
- 1934 NORMIE SMITH from St. Louis Eagles for Burr Williams
- 1935 BUCKO McDONALD, DESSE ROCHE and EARL ROCHE from Buffalo (International League) for George Patterson and Lloyd Gross
- 1935 SYD HOWE and SCOTTY BOWMAN from St. Louis Eagles for Ted Graham and \$50,000
- 1935 MARTY BARRY and ART GIROUX from Boston for Cooney Weiland and Walt Buswell
- 1935 HEC KILREA from Toronto for \$7,500
- 1935 PETE KELLY from St. Louis Eagles in dispersal draft
- 1937 KEN DORATY from Cleveland (International League) for cash
- 1937 RED BEATTIE from Boston for Gord Pettinger
- 1937 ALEX MOTTER from Boston for Clarence Drouillard
- 1938 EDDIE WARES from New York Rangers for John Sherf and \$12,500
- 1938 JOE LAMB from New York Americans for Red Beattie
- 1938 CHARLIE CONACHER from Toronto for \$16,000
- 1938 CHARLIE MASON from New York Rangers for cash
- 1938 CECIL THOMPSON from Boston for Jim Franks and \$15,000
- 1938 BILL THOMSON and \$10,000 from Toronto for Bucko McDonald
- 1939 PHIL BESLER from Chicago for Charlie Mason
- 1939 CECIL DILLON from New York Rangers for cash



# RED WINGS ALL-TIME PLAYER TRANSACTIONS

## 1940s

- 1940 HAROLD JACKSON from Providence (American League) for Cecil Dillon and Eddie Bush
- 1941 DUTCH HILLER from New York Rangers for \$5,000
- 1942 PAT McREAVY from Boston for Dutch Hiller
- 1942 EDDIE BUSH from Providence (American League) for Bob Whitelaw and Buck Jones
- 1942 PAT EGAN, MURRAY ARMSTRONG and HARRY WATSON from New York Americans for \$35,000 after that club folded
- 1944 BILL HOLLETT from Boston for Pat Egan
- 1945 EARL SIEBERT from Chicago for Don Grosso, Byron McDonald and Cully Simon
- 1945 FERN GAUTHIER and ROLLIE ROSSINGNOL from Montréal Canadiens for Billy Reay
- 1946 BILLY TAYLOR from Toronto for Harry Watson.
- 1946 DOUG BALDWIN and RAY POWELL from Toronto for Gerry Brown
- 1946 ROY CONACHER from Boston for Joe Carvath
- 1946 PETE HORECK and LEO REISE from Chicago for Adam Brown and Ray Powell
- 1947 JIM McFADDEN from Buffalo (American League) for Les Douglas and Hal Jackson
- 1947 BEP GUIDOLIN from Boston for Billy Taylor
- 1948 GEORGE GEE and BUD POILE from Chicago for Jim Conacher, Bep Guidolin and Doug McCaig
- 1949 STEVE BLACK from St. Louis (American League) for cash
- 1949 PETE BABANDO, PETE DURHAM, CLARE MARTIN and JIM PETERS from Boston for Pete Horeck and Bill Quackenbush
- 1949 JOE CARVETH from Montréal for Calum Mackay and cash

## 1950s

- 1950 BOB GOLDHAM, JIM HENRY, METRO PRYSTAI and GAYE STEWART from Chicago for Pete Babando, Al Dewsbury, Harry Lumley, Don Morrison and Jack Stewart
- 1950 BERT OLMSTEAD and VIC STASIUK from Chicago for Lee Fogolin and Steve Black
- 1950 LEO GRAVELLE and cash from Montréal for Bert Olmstead
- 1951 TONY LESWICK from New York for Gaye Stewart
- 1951 \$75,000 from Chicago for George Gee, Clare Martin, Jim McFadden, Max McNab, Jim Peters and Clare Raglan
- 1952 RED SINCLAIR from New York for Leo Reise
- 1954 LORNE DAVIS and cash from Chicago for Metro Prystai
- 1955 DAVE CREIGHTON, BUCKY HOLLINGWORTH and JERRY TOPPAZZINI from Chicago for Tony Leswick, Glen Skov, Johnny Wilson and Benny Woit
- 1955 BILLY DEA and DOLPH KUKOLOWICZ from New York for Dave Creighton and Bronco Horvath
- 1955 GILLES BOISVERT, REAL CHEVREFILS, NORM CORCORAN, WARREN GODFREY and ED SANFORD from Boston for Marcel Bonin, Lorne Davis, Terry Sawchuk and Vic Stasiuk
- 1955 MURRAY COSTELLO and LORNE FERGUSON from Boston for Real Chevrefils and Jerry Toppazzini
- 1955 METRO PRYSTAI from Chicago for Ed Sanford
- 1957 TERRY SAWCHUK from Boston for John Bucyk and cash
- 1957 HANK BASSEN, FORBES KENNEDY, BILL PRESTON and JOHNNY WILSON from Chicago for Glenn Hall and Ted Lindsay
- 1957 BOB BAILEY, HEC LALANDE, JACK MCINTYRE and NICK MICKOSKI from Chicago for Billy Dea, Bill Dineen, Lorne Ferguson and Dutch Reibel
- 1959 BARRY CULLEN from Toronto for Johnny Wilson
- 1959 JIM MORRISON from Boston for Nick Mickoski

## 1960s

- 1960 MARC REAUME from Toronto for Red Kelly
- 1960 HOWIE GLOVER from Chicago for Jim Morrison
- 1960 ALLAN JOHNSON from Montréal for cash
- 1960 PETE CONACHER from Buffalo (American League) for Barry Cullen
- 1961 HOWIE YOUNG from Hershey (American League) for Marc Reaume
- 1961 LEO LABINE and VIC STASIUK from Boston for Gary Aldcorn, Tom McCarthy and Murray Oliver
- 1961 BILL GADSBY from New York for Les Hunt and cash
- 1961 ED LITZENBERGER from Chicago for Gerry Melnyk and Brian Smith
- 1961 NOEL PRICE from New York for Pete Goegan and cash



# RED WINGS ALL-TIME PLAYER TRANSACTIONS

- 1962 DOUG BARKLEY from Chicago for Len Lunde and John McKenzie
- 1962 PETE GOGAN from New York for Noel Price
- 1962 ANDRE PRONOVOST from Boston for Forbes Kennedy
- 1963 ROGER CROZIER and RON INGRAM from Chicago for Howie Young
- 1963 WARREN GODFREY from Boston for Gerry Odrowski
- 1964 AL LANGLOIS from New York for Ron Ingram
- 1964 AUTRY ERICKSON and RON MURPHY from Chicago for Ian Cushenan, John Miszuk and Art Stratton
- 1965 ANDY BATHGATE, BILLY HARRIS and GARRY JARRETT from Toronto for Autry Erickson, Larry Jeffrey, Eddie Joyal, Lowell MacDonald and Marcel Pronovost
- 1965 BOB McCORD, AB McDONALD and KEN STEPHANSON from Boston for Bob Dillabough, Ron Harris, Al Langlois and Parker MacDonald
- 1965 PARKER MacDONALD from Boston for Pit Martin
- 1966 LEO BOIVIN and DEAN PRENTICE from Boston for Gary Doak, Ron Murphy, Bill Lesuk and Rick Smith
- 1966 HOWIE YOUNG from Chicago for Murray Hall, Al LeBrun and Rick Morris
- 1967 JOHN BRENNEMAN from St.Louis for Craig Cameron, Don Giesebrecht and Larry Hornung
- 1967 JEAN GUY TALBOT and DAVE RICHARDSON from Minnesota for Duke Harris and Bob McCord
- 1968 KENT DOUGLAS from Oakland for John Brennenman, Ted Hampson and Bert Marshall
- 1968 CARL BREWER, PETE STEMKOWSKI, FRANK MAHOVLICH and GARRY UNGER from Toronto for Floyd Smith, Norm Ullman and Paul Henderson
- 1968 BOB BAUN and RON HARRIS from Oakland for Gary Jarrett, Doug Roberts, Chris Worthly and Howie Young
- 1968 TERRY SAWCHUK from Los Angeles for Jimmy Peters Jr.
- 1968 POUL POPIEL from Los Angeles for Ron Anderson
- 1969 WAYNE CONNELLY from Minnesota for Danny Lawson
- 1969 GARRY MONAHAN and DOUG PIPER from Montréal for Bart Crashley and Pete Mahovlich
- 1969 LARRY JEFFREY from New York for Terry Sawchuk and Sandy Snow
- 1969 BILLY DEA from Pittsburgh for Mike McMahon

## 1970s

- 1970 DALE ROLFE, GARY CROTEAU and LARRY JOHNSTON from Los Angeles for Garry Monahan, Matt Ravlich and Brian Gibbons
- 1970 TOM WEBSTER from Buffalo for Roger Crozier
- 1970 LARRY BROWN and DON LUCE from New York for Pete Stemkowski and Steve Andrascik
- 1970 \$30,000 waiver price from Buffalo for Bob Baun
- 1971 BILL COLLINS, GUY CHARRON and MICKEY REDMOND from Montréal for Frank Mahovlich
- 1971 ARNIE BROWN, MIKE ROBITAILLE and TOM MILLER from New York for Larry Brown and Bruce MacGregor
- 1971 RED BERENSON and TIM ECCLESTONE from St. Louis for Garry Unger and Wayne Connelly
- 1971 JOE DALEY from Buffalo for Mike Robitaille and Don Luce
- 1971 LEON ROCHEFORT from Montréal for Kerry Ketter
- 1971 AB McDONALD, BOB WALL and MIKE LOWE from St. Louis for Carl Brewer
- 1971 RON STACKHOUSE from California for Tom Webster
- 1971 ART STRATTON from Seattle (Western League) for cash
- 1971 BILL SUTHERLAND from St. Louis for cash
- 1971 BOB COOK from Vancouver for cash
- 1971 JIM KRULICKI from NY Rangers for Dale Rolfe
- 1972 RALPH STEWART from Vancouver for Jim Niekamp
- 1972 RICK NEWELL and GARY DOAK from New York Rangers for first-round pick in 1972 Entry Draft (Al Blanchard)
- 1972 DENIS DeJORDY and DONN McLAUGHLIN from New York Islanders for Arnie Brown and Gerry Gray
- 1973 ROY EDWARDS from Pittsburgh for second-round pick in 1973 Entry Draft (Colin Campbell) and 1974 Entry Draft (Jacques Cossette)
- 1973 BILL HOGABOAM from Atlanta for Leon Rochefort
- 1973 BRIAN LAVENDER and KEN MURRAY from New York Islanders for Ralph Stewart and Bob Cook
- 1973 Third-round pick in 1973 Entry Draft (Nelson Pyatt) and cash from Pittsburgh for Andy Brown
- 1973 ACE BAILEY and MURRAY WING from Boston for Gary Daak
- 1973 RICK FOLEY from Philadelphia for Serge Lajeunesse





## RED WINGS ALL-TIME PLAYER TRANSACTIONS

- 1973 BRENT HUGHES from St. Louis for cash
- 1973 TED HARRIS from Minnesota for Gary Bergman
- 1973 DOUG ROBERTS from Boston for cash
- 1973 PIERRE JARRY from Toronto for Tim Ecclestone
- 1973 MIKE JAKUBO from St. Louis for Dan McPherson
- 1974 JIM RUTHERFORD and JACK LYNCH from Pittsburgh for Ron Stackhouse
- 1974 BRYAN WATSON, CHRIS EVANS and JEAN HAMEL from St. Louis for Billy Collins, Ace Bailey and Ted Harris
- 1974 CLAUDE HOUDE from NY Rangers for Brian Lavender
- 1974 HENRY NOWAK and third-round pick in 1974 Entry Draft (Dan Mandryk) from Pittsburgh for Nelson DeBenedet
- 1974 DANNY GRANT from Minnesota for Henry Boucha
- 1974 BRIAN MURPHY from Baltimore (American League) for cash
- 1974 TED SNELL, BART CRASHLEY and LARRY GIROUX from Kansas City for Guy Charron and Claude Houde
- 1974 PHIL ROBERTO and third-round pick in 1975 Entry Draft (Blair Davidson) from St. Louis for Red Berenson
- 1975 DAVE KRYSKOW from Washington for Jack Lynch
- 1975 WALT McKECHNIE from Boston for Earl Anderson, Hank Nowak and third-round pick in 1975 Entry Draft (Clark Hamilton)
- 1975 MIKE BLOOM from Washington for Blair Stewart
- 1975 Third-round pick in 1975 Entry Draft (Al Cameron) from Washington for Nelson Pyatt
- 1975 DAN MALONEY, TERRY HARPER and second-round pick in 1976 Entry Draft (later traded to Minnesota) from Los Angeles for Marcel Dionne and Bart Crashley
- 1975 BRYAN HEXTALL from Atlanta for Dave Kryskow
- 1975 PETER McDUFFE and GLEN BURDON from Kansas City for Gary Bergman and Bill McKenzie
- 1975 ED GIACOMIN from NY Rangers on waivers
- 1975 J.P. LeBLANC from Denver (WHA) for cash and second-round pick in 1977 Entry Draft (to Chicago for his rights)
- 1975 RICK CHINNICK from Minnesota for Bryan Hextall
- 1975 DON MARTINEAU from Minnesota for Pierre Jarry
- 1976 BUSTER HARVEY from Kansas City for Phil Roberto
- 1976 DENNIS HEXTALL from Minnesota for Bill Hogaboam and second-round pick in 1976 Entry Draft (Jean Savard)
- 1976 RICK WILSON from St. Louis for Doug Grant
- 1976 GREG JOLY from Washington for Bryan Watson
- 1977 TERRY MURRAY, STEVE COATES, BOB RITCHIE and DAVE KELLY from Philadelphia for Mike Korney and Rick Lapointe
- 1977 RICK BOWNESS from Atlanta for cash
- 1977 RON LOW from Washington for Walt McKechnie and future considerations
- 1977 ANDRE ST. LAURENT from NY Islanders for Michel Bergeron
- 1977 TIM SHEEHY and VACLAV NEDOMANKSY from Birmingham (WHA) for Dave Hanson, Steve Durbano and future considerations
- 1977 DENNIS HULL from Chicago for future considerations
- 1978 Third-round pick in 1978 Entry Draft (Doug Derkson) and future considerations from Los Angeles for Danny Grant
- 1978 ERROL THOMPSON, first-round picks in 1978 (Brent Peterson) and 1980 Entry Draft (Mike Blaisdell) and second-round pick in 1978 Entry Draft (Al Jensen) from Toronto for Dan Maloney and second-round pick in 1980 Entry Draft (Craig Muni)
- 1978 ROGIE VACHON from Los Angeles as free agent (Dale McCourt to Los Angeles as equalization)
- 1979 DALE MCCOURT from Los Angeles for Andre St. Laurent and first-round picks in 1980 (Larry Murphy) and 1981 Entry Draft (Doug Smith)
- 1979 GREG CARROLL from Washington on waivers
- 1979 BILL HOGABOAM from Minnesota on waivers
- 1979 BARRY LONG from Washington reclaimed prior to 1979 expansion draft
- 1979 PETE MAHOVLICH from Pittsburgh for Nick Libett
- 1979 DENNIS SOBCHUK from Philadelphia for fourth-round pick in 1981 Entry Draft (Dave Michayluk)



# RED WINGS ALL-TIME PLAYER TRANSACTIONS

## 1980s

- 1980 GILLES GILBERT from Boston for Rogie Vachon
- 1980 Cash from Winnipeg for Barry Long
- 1980 RICK SMITH from Boston on waivers
- 1980 MARK KIRTON from Toronto for Jim Rutherford
- 1981 GARY McADAM from Pittsburgh for Errol Thompson
- 1981 EARL INGARFIELD from Calgary for Dan Labraaten
- 1981 BRAD SMITH from Calgary for Rick Vasko
- 1981 MARK LOFTHOUSE from Washington for Al Jensen
- 1981 WALT McKECHNIE from Colorado as a free agent
- 1981 DON MURDOCH, GREG SMITH and first-round pick in 1982 Entry Draft (Murray Craven) from Minnesota for first-round pick in 1982 Entry Draft (Brian Bellows)
- 1981 ERIC VAIL from Calgary for Gary McAdam and fourth-round picks in 1982 (Dave Meszaros) and 1983 Entry Draft (John Bekkers)
- 1981 DEREK SMITH, DANNY GARE and JIM SCHOENFELD from Buffalo for Dale McCourt, Mike Foligno and Brent Peterson
- 1981 BOB SAUVE from Buffalo for future considerations
- 1982 CRAIG COXE, fourth-round pick in 1982 Entry Draft (Craig Coxie) and fifth-round pick in 1983 Entry Draft (Joe Kocur) from Toronto for Jim Korn
- 1982 REGGIE LEACH from Philadelphia as free agent
- 1982 COLIN CAMPBELL from Vancouver as free agent
- 1982 TOM ROWE from Vancouver as free agent
- 1982 STAN WEIR from Edmonton for cash
- 1982 DWIGHT FOSTER from New Jersey for cash
- 1982 BOBBY FRANCIS from Calgary for Yves Courteau
- 1983 IVAN BOLDIREV from Vancouver for Mark Kirton
- 1983 KEN SOLHEIM from Minnesota for player to be named later
- 1983 ED JOHNSTONE, ED MIO and RON DUGUAY from NY Rangers for Mark Osborne, Mike Blaisdell and Willie Huber
- 1983 BARRY MELROSE from Toronto as free agent
- 1983 BOB MANNO from Toronto as free agent
- 1983 BRAD PARK from Boston as free agent
- 1983 ANDRE ST-LAURENT from Pittsburgh for future considerations
- 1983 BLAKE DUNLOP from St. Louis as free agent
- 1984 RICK MacLEISH from Philadelphia for future considerations
- 1984 PIERRE AUBRY from Québec for cash
- 1984 ROB McCLANAHAN from NY Rangers for future considerations
- 1984 DAVE "TIGER" WILLIAMS from Vancouver for Rob McClanahan
- 1984 FRANTISEK CERNIK from Québec as free agent
- 1984 DARRYL SITTLER from Philadelphia for Murray Craven and Joe Paterson
- 1984 TODD BIDNER from Edmonton for Rejean Cloutier
- 1984 DAVE SILK from Boston on waivers
- 1985 WARREN YOUNG from Pittsburgh as free agent
- 1985 MIKE McEWEN from Washington as free agent
- 1985 HAROLD SNEPSTS from Minnesota as free agent
- 1985 STEVE RICHMOND from NY Rangers for Mike McEwen
- 1985 BILLY CARROLL from Edmonton for Bruce Eakin
- 1986 DARREN VEITCH from Washington for Greg Smith and John Barrett
- 1986 MIKE O'CONNELL from Boston for Reed Larson
- 1986 DOUG SHEDDEN from Pittsburgh for Ron Duguay
- 1986 DAVE DONNELLY from Boston for Dwight Foster
- 1986 TIM HIGGINS from New Jersey for Claude Loiselle
- 1986 DAVE LEWIS from New Jersey as free agent
- 1986 GLEN HANLON and third-round picks in 1987 (Dennis Holland) and 1988 Entry Draft (Guy Dupuis) from NY Rangers for Kelly Kisio, Lane Lambert, Jim Leavins and fifth-round pick in 1988 Entry Draft (Benoit Lebeau)
- 1986 LEE NORWOOD from St. Louis for Larry Trader



## RED WINGS ALL-TIME PLAYER TRANSACTIONS

1986	SAM ST. LAURENT from New Jersey for Steve Richmond
1986	DOUG HALWARD from Vancouver for future considerations
1987	DAVE BARR from Hartford for Randy Ladouceur
1987	BRENT ASHTON, GILBERT DELORME and MARK KUMPEL from Québec for John Ogradnick, Basil McRae and Doug Shedden
1987	MEL BRIDGMAN from New Jersey for Chris Cichocki and third-round pick in 1987 Entry Draft (later traded to Buffalo)
1987	Second-round pick in 1987 Entry Draft (Bob Wilkie) from Philadelphia for Mark Laforest
1987	JOHN CHABOT from Pittsburgh as free agent
1987	DARREN ELIOT from Los Angeles as free agent
1988	JIM NILL from Winnipeg for Mark Kumpel
1988	JIM PAVESE from NY Rangers for fourth-round pick in 1990 Entry Draft (later reacquired by Detroit)
1988	PAUL MacLEAN from Winnipeg for Brent Aston
1988	MIROSLAV FRYCER from Toronto for Darren Veitch
1988	JOHN BLUM from Boston as free agent
1988	BRUCE BELL from Québec claimed on waivers
1989	Tenth-round pick in the 1989 Entry Draft (Rick Judson) from Edmonton for Miroslav Frycer
1989	Twelfth-round pick in the 1989 Entry Draft (Jason Glickman) from Edmonton for Doug Halward
1989	TORRIE ROBERTSON from Hartford for Jim Pavese
1989	MARK HABSCHIED from Minnesota as free agent
1989	BORJE SALMING from Toronto as free agent
1989	BERNIE FEDERKO and TONY McKEGNEY from St. Louis for Adam Oates and Paul MacLean
1989	CHRIS KOTSOPoulos from Toronto as free agent
1989	JIMMY CARSON, KEVIN McCLELLAND and fifth-round pick in 1991 Entry Draft (later traded to Montreal) from Edmonton for Petr Klima, Joe Murphy, Adam Graves and Jeff Sharples
1989	ROBERT PICARD and GREG ADAMS from Québec for Tony McKegey
<b>1990s</b>	
1990	RICK GREEN from Montréal for fifth-round pick in the 1991 Entry Draft (Brad Layzell)
1990	BRAD MCCRIMMON from Calgary for second-round pick in the 1990 Entry Draft (later traded to New Jersey)
1990	PAUL YSEBAERT from New Jersey for Lee Norwood
1991	BRAD MARSH from Toronto for eighth-round pick in the 1991 Entry Draft (Rob McIntyre)
1991	DOUG CROSSMAN from Hartford for Doug Houda
1991	ALLAN BESTER from Toronto for sixth-round pick in 1991 Entry Draft (Alexander Kuzminski)
1991	DENNIS VIAL, JIM CUMMINS and KEVIN MILLER from NY Rangers for Joe Kocur and Per Djoo
1991	ALAN KERR from NY Islanders for Rick Green
1991	Lost Bengt-Ake Gustafsson to San Jose in NHL Expansion Draft
1991	BRIAN MacLELLAN from Calgary for Marc Habscheid
1991	RAY SHEPPARD signed as free agent from NY Rangers
1991	TROY CROWDER signed as free agent from New Jersey (Dave Barr and Randy McKay as compensation)
1991	VINCENT RIENDEAU from St. Louis for Rick Zombo
1992	GREG MILLEN from NY Rangers for future consideration
1992	CHRIS TANCILL from Hartford for Daniel Shank
1992	BOB MCGILL from San Jose for Johan Garpenlov
1992	DINO CICCARELLI from Washington for Kevin Miller
1992	Future considerations from Québec for Dennis Vial and Doug Crossman
1992	MARK HOWE signed as free agent from Philadelphia
1992	DENNIS VIAL from Québec for future consideration
1992	Lost Bob McGill to Tampa Bay in NHL Expansion Draft
1992	Lost Lonnie Loach to Ottawa in NHL Expansion Draft
1992	Fourth-round pick in 1993 Entry Draft (later reacquired by Philadelphia) from Philadelphia for Brent Fedyk
1993	PAUL COFFEY, JIM HILLER and SYLVAIN COUTURIER from Los Angeles for Jimmy Carson, Mark Potvin and Gary Shuchuk
1993	Future considerations from Philadelphia for Bob Wilkie
1993	STEVE KONROYD from Hartford for sixth-round pick in 1993 Entry Draft (later reacquired by Detroit)



# RED WINGS ALL-TIME PLAYER TRANSACTIONS

- 1993 Sixth-round selection in 1993 Entry Draft (Tim Spitzig) from Hartford for Brad McCrimmon
- 1993 STEVE MALTAIS from Tampa Bay for Dennis Vial
- 1993 AARON WARD and fourth-round pick in 1993 Entry Draft (John Jakopin) from Winnipeg for Paul Ysebaert
- 1993 GREG JOHNSON and fifth-round pick in 1994 Entry Draft (Frederic Deschenes) from Philadelphia for Jim Cummins and fourth-round pick in 1993 Entry Draft (later traded to Boston)
- 1993 KRIS DRAPER from Winnipeg for future consideration
- 1993 Lost Bobby Dallas to Anaheim in NHL Expansion Draft
- 1993 Lost Pete Stauber to Florida in NHL Expansion Draft
- 1993 MARK PEDERSON signed as free agent from San Jose
- 1993 BOB HALKIDIS signed as free agent from Toronto
- 1993 PETER ING from Edmonton for future consideration
- 1993 TERRY CARKNER from Philadelphia for Yves Racine
- 1993 Future considerations from Boston for Vincent Riendeau
- 1994 BOB ESSENSA and SERGE BAUTIN from Winnipeg for Tim Cheveldae and Dallas Drake
- 1994 Future consideration from Ottawa for Steve Konroyd
- 1994 Third-round pick in 1995 NHL Entry Draft (Darryl Laplante) from Winnipeg for Sheldon Kennedy
- 1994 MIKE VERNON from Calgary for Steve Chiasson
- 1994 MIKE KRUSHELNYSKI signed as free agent from Toronto
- 1994 MIKE RAMSEY signed as free agent from Pittsburgh
- 1994 BOB ROUSE signed as free agent from Toronto
- 1995 BOB ERREY from San Jose for fifth-round pick in 1995 Entry Draft (Michal Bros)
- 1995 VIACHESLAV FETISOV from New Jersey for third-round pick in 1995 Entry Draft (David Gosselin)
- 1995 STU GRIMSON, MARK FERNER and sixth-round pick in 1996 Entry Draft (Magnus Nilsson) from Anaheim for Mike Sillinger and Jason York
- 1995 MARC BERGEVIN, BEN HANKINSON from Tampa Bay for Shawn Burr and third-round pick in 1996 Entry Draft (later traded to Boston)
- 1995 WES WALZ signed as free agent from Calgary
- 1995 IGOR LARIONOV from San Jose for Ray Sheppard
- 1996 KIRK MALTBY from Edmonton for Dan McGillis
- 1996 Conditional fourth-round pick in 1998 Entry Draft (later traded to Toronto) from Tampa Bay for Dino Ciccarelli
- 1996 BRENDAN SHANAHAN and BRIAN GLYNN from Hartford for Keith Primeau, Paul Coffey and first-round pick in 1997 Entry Draft (Nikos Tselios)
- 1996 Cash from Montreal for Jason MacDonald
- 1996 Future considerations from Hartford for Stu Grimson
- 1996 JOE KOCUR signed as free agent from San Antonio (IHL)
- 1997 TOMAS SANDSTROM from Pittsburgh for Greg Johnson
- 1997 Future considerations from San Jose for Bob Errey
- 1997 LARRY MURPHY from Toronto for future considerations
- 1997 Second-round picks in 1998 (later traded to St. Louis) and 1999 Entry Draft (later traded to Tampa Bay) from San Jose for Mike Vernon and fifth-round pick in 1999 Entry Draft (later reacquired by Detroit)
- 1997 Lost Tim Taylor to Boston in NHL Waiver Draft
- 1998 DMITRI MIRONOV from Anaheim for Jamie Pushor and fourth-round pick in 1998 Entry Draft (Viktor Wallin)
- 1998 JAMIE MACOUN from Toronto for fourth-round pick in 1998 (previously acquired from Tampa Bay)
- 1998 Lost Doug Brown to Nashville in NHL Expansion Draft
- 1998 UWE KRUPP signed as free agent from Nashville
- 1998 DOUG BROWN reacquired from Nashville for Petr Sykora, third-round pick in 1999 Entry Draft (Mike Comrie) and future considerations
- 1998 BARRY POTOMSKI signed as free agent from San Jose
- 1998 SHANE HNIDY signed as free agent from Grand Rapids (IHL)
- 1998 BARRY DREGER signed as free agent from Orlando (IHL)
- 1998 Third-round pick in 2000 Entry Draft (later reacquired by NY Rangers) from NY Rangers for Mike Knuble
- 1998 Lost Brent Gilchrist to Tampa Bay in NHL Waiver Draft
- 1998 BRENT GILCHRIST from Tampa Bay for sixth-round pick in 1998 Entry Draft (later reacquired by Detroit)
- 1998 DOUG HOUDA from Anaheim for future considerations



## RED WINGS ALL-TIME PLAYER TRANSACTIONS

- 1998 Conditional sixth-round pick in 2000 Entry Draft (Par Backer) from Los Angeles for Ryan Bach
- 1998 TODD GILL claimed off waivers from St. Louis
- 1999 BILL RANFORD from Tampa Bay for future considerations
- 1999 CHRIS CHELIOS from Chicago for Anders Eriksson and first-round picks in 1999 (Steve McCarthy) and 2001 Entry Draft (Adam Munro)
- 1999 WENDEL CLARK and sixth-round pick (Kent McDonnell) from Tampa Bay for Kevin Hodson and second-round pick in 1999 Entry Draft (previously acquired from Tampa Bay)
- 1999 ULF SAMUELSSON and future considerations from NY Rangers for second-round pick in 1999 Entry Draft (David Inman) and third-round pick in 2000 Entry Draft (previously acquired from NY Rangers)
- 1999 Lost Norm Macacle to Atlanta in NHL Expansion Draft
- 1999 Future considerations from Atlanta for Ulf Samuelsson
- 1999 KEN WREGGET signed as free agent from Calgary
- 1999 MANNY LEGACE signed as free agent from Los Angeles
- 1999 STEVE DUCHESNE signed as free agent from Philadelphia
- 1999 SEAN AVERY signed as free agent from Kingston (OHL)
- 1999 Lost Manny Legace to Vancouver on waivers
- 1999 MANNY LEGACE claimed off waivers from Vancouver
- 1999 PAT VERBEEK signed as free agent from Dallas

### 2000s

- 2000 TODD GILL from Phoenix for Philippe Audet
- 2000 Lost Darryl Laplante and Stacy Roest to Minnesota in NHL Expansion Draft
- 2000 Eighth-round pick in 2000 Entry Draft (Todd Jackson) from Ottawa for Shane Hnidy
- 2000 STEVE BRULE signed as free agent from New Jersey
- 2000 Conditional sixth-round pick in 2003 Entry Draft (Andreas Sundin) from Columbus for Kent McDonnell
- 2000 BOYD DEVERAUX signed as free agent from Edmonton
- 2000 JASON WILLIAMS signed as free agent from Peterborough (OHL)
- 2000 IGOR LARIONOV from Florida for Yan Golubovsky
- 2001 FREDRIK OLAUSSON signed as free agent from Bern (Swiss)
- 2001 DOMINIK HASEK from Buffalo for Vyacheslav Kozlov and first-round pick in 2002 Entry Draft (later traded to Columbus)
- 2001 LUC ROBITAILLE signed as free agent from Los Angeles
- 2001 Second-round pick in 2002 Entry Draft (Jiri Hudler) from Carolina for Aaron Ward
- 2001 BRETT HULL signed as free agent from Dallas
- 2001 JOSH DeWOLF signed as free agent from Montreal
- 2001 Lost Chris Osgood to NY Islanders in NHL Waiver Draft
- 2001 JOEY MacDONALD signed as free agent from Peterborough (OHL)
- 2002 Lost Brent Gilchrist to Dallas on waivers
- 2002 JIRI SLEGR from Atlanta for Yuri Butsayev and third-round pick in 2002 Entry Draft (later traded to Columbus)
- 2002 MATT ELLIS signed as free agent from St. Michael's (OHL)
- 2002 CURTIS JOSEPH signed as free agent from Toronto
- 2002 DEREK KING signed as free agent from Toronto
- 2002 BRYAN ADAMS signed as free agent from Atlanta
- 2002 ED CAMPBELL signed as free agent from St. Louis
- 2002 MARC LAMOTHE signed as free agent from Edmonton
- 2002 PATRICK BOILEAU signed as free agent from Washington
- 2002 DANNY GROULX signed as free agent from Victoriaville (QMJHL)
- 2002 STACY ROEST signed as free agent from Minnesota
- 2002 Future considerations from Calgary for Ladislav Kohn
- 2002 NATHAN ROBINSON signed as free agent from Belleville (OHL)
- 2002 JASON WOOLLEY from Buffalo for future considerations
- 2003 MATHIEU SCHNEIDER from Los Angeles for Sean Avery, Maxim Kuznetsov, first-round pick in 2003 Entry Draft (Jeff Tambellini) and second-round pick in 2004 Entry Draft (later traded to Boston)
- 2003 DERIAN HATCHER signed as free agent from Dallas
- 2003 RAY WHITNEY signed as free agent from Columbus
- 2003 JAMIE RIVERS signed as free agent from Florida
- 2003 KEVIN MILLER signed as free agent from Davos (Swiss)



## RED WINGS ALL-TIME PLAYER TRANSACTIONS

2003	STEVE THOMAS signed as free agent from Anaheim
2004	ROBERT LANG from Washington for Tomas Fleischmann, first-round pick in 2004 Entry Draft (Mike Green) and fourth-round pick in 2006 Entry Draft (Luke Lynes)
2004	BRETT LEBDA signed as free agent from Notre Dame (CCHA)
2004	BRYAN HELMER signed as free agent from Phoenix
2004	ERIC HIMELFARB signed as free agent from Kingston (OHL)
2004	ERIC MANLOW signed as free agent from NY Islanders
2004	PETE VANDERMEER signed as free agent from Philadelphia
2005	CHRIS OSGOOD signed as free agent from St. Louis
2005	KENT McDONELL signed as free agent from Columbus
2005	ANDY DELMORE signed as free agent from Buffalo
2005	ANDREAS LILJA signed as free agent from Florida
2005	DONALD MacLEAN signed as free agent from Columbus
2005	MICHAEL HACKERT signed as free agent from Frankfurt (DEL)
2005	MIKAEL SAMUELSSON signed as free agent from Florida
2005	Lost Andy Delmore to Columbus on waivers
2005	DAN CLEARY signed as free agent from Phoenix
2006	CORY CROSS from Pittsburgh for 2007 fourth-round pick (Alex Grant)
2006	Seventh-round pick in 2006 Entry Draft (Nick Oslund) from Phoenix for Jamie Rivers
2006	DAN SMITH signed as free agent from Edmonton
2006	MATT HUSSEY signed as free agent from Pittsburgh
2006	KRYS KOLANOS signed as free agent from Pittsburgh
2006	DANNY MARKOV signed as free agent from Nashville
2006	JOSH LANGFELD signed as free agent from Boston
2006	DOMINIK HASEK signed as free agent from Ottawa
2006	BRENDAN BROOKS signed as free agent from St. Louis
2006	BRAD NORTON signed as free agent from Ottawa
2006	GREG JOHNSON signed as free agent from Nashville
2006	Future considerations from Vancouver for Drew MacIntyre
2006	Lost Joey MacDonald to Boston on waivers
2007	KYLE CALDER from Chicago for Jason Williams
2007	TODD BERTUZZI from Florida for Shawn Matthias and conditional second-round pick in 2007 Entry Draft (later traded to Nashville)
2007	BRIAN RAFALSKI signed as free agent from New Jersey
2007	ADAM BERKHOEL signed as free agent from Buffalo
2007	BRAD FERENCE signed as free agent from Calgary
2007	MARK CULLEN signed as free agent from Philadelphia
2007	DALLAS DRAKE signed as free agent from St. Louis
2007	CARL CORAZZINI signed as free agent from Chicago
2007	GARRETT STAFFORD signed as free agent from San Jose
2007	MARK HARTIGAN signed as free agent from Anaheim
2007	RANDALL GELECH signed as free agent from Florida
2007	BRETT ENGELHARDT signed as free agent from Toronto
2007	AARON DOWNEY signed as free agent from Montreal
2008	FRANCIS LEMIEUX from Montreal for Brett Engelhardt
2008	Lost Matt Ellis to Los Angeles on waivers
2008	DARREN McCARTY signed as free agent from Flint (IHL)
2008	BRAD STUART from Los Angeles for second-round pick in 2008 Entry Draft (later traded to Colorado) and fourth-round pick in 2009 (later traded to Atlanta)
2008	JAMIE TARDIF signed as free agent from Grand Rapids (AHL)
2008	VILLE LEINO signed as free agent from Jokerit (Finland)
2008	TY CONKLIN signed as free agent from Pittsburgh
2008	MARIAN HOSSA signed as free agent from Pittsburgh
2008	DARREN HAYDAR signed as free agent from Atlanta
2008	BRENT RAEDEKE signed as free agent from Edmonton (WHL)
2008	BRIAN LASHOFF signed as free agent from Barrie (OHL)
2008	Lost Kyle Quincey to Los Angeles on waivers





## RED WINGS ALL-TIME PLAYER TRANSACTIONS

- 2009 SEBASTIEN PICHE signed as free agent from Rimouski (QMJHL)
- 2009 FRANCIS PARE signed as free agent from Chicoutimi (QMJHL)
- 2009 JORDAN PEARCE signed as free agent from Notre Dame (CCHA)
- 2009 KRIS NEWBURY and JEREMY WILLIAMS signed as free agents from Toronto
- 2009 TRAVIS EHRHARDT signed as free agent from Portland (WHL)
- 2009 DOUG JANIK signed as free agent from NY Rangers
- 2009 ANDY DELMORE signed as free agent from Hamburg (DEL)
- 2009 PATRICK EAVES signed as free agent from Boston
- 2009 JASON WILLIAMS signed as free agent from Columbus
- 2009 TODD BERTUZZI signed as free agent from Calgary
- 2009 WILLIE COETZEE signed as free agent from Red Deer (WHL)
- 2009 BRAD MAY signed as free agent from Toronto
- 2009 DREW MILLER claimed off waivers from Tampa Bay

### 2010s

- 2010 OLE-KRISTIAN TOLLEFSEN and fifth-round pick in 2011 (Mattias Backman) from Philadelphia for Ville Leino
- 2010 JORDAN OWENS from NY Rangers for Kris Newbury
- 2010 RILEY ARMSTRONG from Calgary for Andy Delmore
- 2010 ILARI FILPPULA signed as free agent from TPS (Finland)
- 2010 CHRIS MINARD signed as free agent from Edmonton
- 2010 JAMIE JOHNSON signed as free agent from Florida
- 2010 JOEY MacDONALD signed as free agent from Toronto
- 2010 MIKE MODANO signed as free agent from Dallas
- 2010 RUSLAN SALEI signed as free agent from Colorado
- 2010 TREVOR PARKES signed as free agent from Montreal (QMJHL)
- 2010 Lost Mattias Ritola to Tampa Bay on waivers
- 2011 EVGENI NABOKOV signed as free agent from SKA (KHL)
- 2011 Lost Evgeni Nabokov to NY Islanders on waivers
- 2011 MIKE COMMODORE signed as free agent from Columbus
- 2011 IAN WHITE signed as free agent from San Jose
- 2011 GARNET EXELBY signed as free agent from Chicago
- 2011 CHRIS CONNER signed as free agent from Pittsburgh
- 2011 TY CONKLIN signed as free agent from St. Louis
- 2011 FABIAN BRUNNSTROM signed as free agent from Toronto
- 2012 KYLE QUINCEY from Tampa Bay for Sebastien Piche and first-round pick in 2012 Entry Draft (Andrei Vasilevski)
- 2012 Conditional seventh-round pick in 2013 Entry Draft from Tampa Bay for Mike Commodore
- 2012 ANDREW MURRAY and conditional seventh-round pick in 2014 Entry Draft (Alexander Kadeykin) from San Jose for Brad Stuart
- 2012 DAMIEN BRUNNER signed as free agent from Zug (Swiss)
- 2012 JONAS GUSTAVSSON signed as free agent from Winnipeg
- 2012 JORDIN TOOTOO signed as free agent from Nashville
- 2012 MIKAEL SAMUELSSON signed as free agent from Florida
- 2012 CARLO COLAIACOVO signed as free agent from St. Louis
- 2013 KENT HUSKINS signed as free agent from Norfolk (AHL)
- 2013 DANNY DEKEYSER signed as free agent from Western Michigan (CCHA)
- 2013 Conditional seventh-round pick in 2014 Entry Draft from Philadelphia for Kent Huskins
- 2013 JARED COREAU signed as free agent from Northern Michigan (CCHA)
- 2013 LUKE GLENDENING signed as free agent from Grand Rapids (AHL)
- 2013 DANIEL ALFREDSSON signed as free agent from Ottawa
- 2013 STEPHEN WEISS signed as free agent from Florida
- 2014 DAVID LEGWAND from Nashville for Patrick Eaves, Calle Jarnkrok and second-round pick in 2014 Entry Draft (later traded to San Jose)
- 2014 COLIN CAMPBELL signed as free agent from Lake Superior St. (WCHA)
- 2014 TOMAS NOSEK signed as free agent from Pardubice (Czech)



# RED WINGS ALL-TIME PLAYER TRANSACTIONS

2014	KEVIN PORTER signed as free agent from Buffalo
2014	ANDY MIELE signed as free agent from Arizona
2014	JOE HICKETTS signed as free agent from Victoria (WHL)
2014	Lost Andrej Nestrasil to Carolina on waivers
2015	ERIK COLE and conditional third-round pick in 2015 Entry Draft (Vili Saarijarvi) from Dallas for Mattias Backman, Mattias Janmark and second-round pick in 2015 Entry Draft (Roope Hintz)
2015	MAREK ZIDLICKY from New Jersey for conditional third-round pick in 2016 Entry Draft (later traded to Pittsburgh)
2015	MIKE GREEN signed as free agent from Washington
2015	BRAD RICHARDS signed as free agent from Chicago
2015	ERIC TANGRADI signed as free agent from Montreal
2015	ROBBIE RUSSO signed as free agent from Notre Dame (HE)
2015	Lost Landon Ferraro to Boston on waivers
2016	Future considerations from St. Louis for Richard Nedomtel
2016	Sixth-round draft pick in 2017 Entry Draft (Reilly Webb) from Florida for Jakub Kindl
2016	DAN RENOUF signed as free agent from Maine (HE)
2016	DYLAN SADOWY from San Jose for third-round pick in 2017 Entry Draft (later traded to Florida)
2016	JOE VITALE, first-round pick in 2016 Entry Draft (Dennis Cholowski) and second-round pick in 2016 Entry Draft (Filip Hronek) from Arizona for Pavel Datsyuk and first-round pick in 2016 Entry Draft (Jakob Chychrun)
2016	FRANS NIELSEN signed as free agent from NY Islanders
2016	THOMAS VANEK signed as free agent from Minnesota
2016	STEVE OTT signed as free agent from St. Louis
2016	MATT LORITO signed as free agent from Albany (AHL)
2016	BEN STREET signed as free agent from Colorado
2016	EDWARD PASQUALE signed as free agent from St. John's (AHL)
2016	Lost Martin Frk to Carolina on waivers
2016	Lost Teemu Pulkkinen to Minnesota on waivers
2016	MARTIN FRK claimed off waivers from Carolina
2017	Lost Alexey Marchenko to Toronto on waivers
2017	Third-round pick in 2017 Entry Draft (Keith Petruzzelli) from Chicago for Tomas Jurco
2017	DYLAN McILRATH and third-round pick in 2017 Entry Draft (Kasper Kotkansalo) from Florida for Thomas Vanek
2017	Second-round pick in 2018 Entry Draft and third-round pick in 2017 Entry Draft (Zach Gallant) from NY Rangers for Brendan Smith
2017	Sixth-round pick in 2018 Entry Draft from Montreal for Steve Ott
2017	MATEJ MACHOVSKY signed as free agent from Plzen (Czech)
2017	LIBOR SULAK signed as free agent from Orli Znojmo (Austria)
2017	Lost Tomas Nosek to Vegas in NHL expansion draft
2017	TREVOR DALEY signed as free agent from Pittsburgh
2017	LUKE WITKOWSKI signed as free agent from Tampa Bay
2017	TOM McCOLLUM from Calgary for conditional seventh-round pick in 2018 Entry Draft
2017	TURNER ELSON signed as free agent from Colorado



# DETROIT RED WINGS MOMENTS

## RED WINGS SET SHOOTOUT RECORD



**PETR MRAZEK & TOMAS TATAR:** *Since the NHL introduced the format in 2005-06, the Red Wings have rarely found themselves among league leaders in the shootout. However, the team finished 9-0 in shootouts during the 2016-17 campaign, setting a franchise record for shootout wins and becoming just the fourth team to finish a season with a perfect shootout record. Among those clubs, no team had ever finished better than 4-0 without a loss. (Photo: Dave Reginek)*



# WEARERS OF THE WINGED WHEEL

## A

<b>JUSTIN ABDELKADER, LW</b> . . . . .	<b>2007-08 TO PRESENT</b>
Gerry Abel, C. . . . .	1966-67
Sid Abel, C/LW . . . . .	1938-39 to 42-43; 45-46 to 51-52
Gene Achtymichuk, C . . . . .	1957-58
Greg C. Adams, LW . . . . .	1989-90
Micah Aivazoff, LW . . . . .	1993-94
Gary Aldcorn, LW . . . . .	1959-60 to 60-61
Daniel Alfredsson, RW . . . . .	2013-14
Keith Allen, D . . . . .	1953-54 to 54-55
Ralph Almas, G . . . . .	1946-47; 52-53
Adam Almqvist, D . . . . .	2013-14
Dave Amadio, D . . . . .	1957-58
Dale Anderson, D . . . . .	1956-57
Earl Anderson, RW . . . . .	1974-75
Ron Anderson, RW . . . . .	1967-68 to 68-69
Tom Anderson, C. . . . .	1934-35
Joakim Andersson, C . . . . .	2011-12 to 15-16
Al Arbour, D . . . . .	1953-54; 55-56 to 57-58
Jack Arbore, D/LW . . . . .	1926-27
Murray Armstrong, C . . . . .	1943-44 to 45-46
Brent Ashton, LW . . . . .	1986-87 to 87-88
Ossie Asmundson, RW . . . . .	1934-35
<b>ANDREAS ATHANASIOU, C</b> . . . . .	<b>2015-16 TO PRESENT</b>
Pierre Aubry, C/LW . . . . .	1983-84 to 84-85
Phillipe Audet, LW . . . . .	1998-99
Larry Aurie, RW . . . . .	1927-28 to 38-39
Sean Avery, C . . . . .	2001-02 to 02-03

## B

Pete Babando, LW . . . . .	1949-50
Ace Bailey, LW . . . . .	1972-73 to 73-74
Bob Bailey, RW . . . . .	1956-57 to 57-58
Doug Baldwin, D . . . . .	1946-47
Doug Barkley, D . . . . .	1962-63 to 65-66
Ryan Barnes, LW . . . . .	2003-04
David Barr, RW . . . . .	1986-87 to 90-91
John Barrett, D . . . . .	1980-81 to 85-86
Marty Barry, C . . . . .	1935-36 to 38-39
Hank Bassen, G . . . . .	1960-61 to 63-64; 65-66 to 66-67
Frank Bathe, D . . . . .	1974-75 to 75-76
Andy Bathgate, C/RW . . . . .	1965-66 to 66-67
Bob Baun, D . . . . .	1968-69 to 70-71
Sergei Bautin, D . . . . .	1993-94
Red Beattie, LW . . . . .	1937-38
Clarence Behling, D . . . . .	1940-41 to 42-43
Pete Bellefeuille, RW . . . . .	1926-27; 28-29 to 29-30
Frank Bennett, C. . . . .	1943-44
Red Berenson, C . . . . .	1970-71 to 74-75
Michel Bergeron, RW . . . . .	1974-75 to 77-78
Marc Bergevin, D . . . . .	1995-96
Gary Bergman, D . . . . .	1964-65 to 74-75
Thommie Bergman, D . . . . .	1972-73 to 74-75; 77-78 to 79-80
Fred Berry, C . . . . .	1976-77
Todd Bertuzzi, RW . . . . .	2006-07; 09-10 to 13-14
<b>TYLER BERTUZZI, LW</b> . . . . .	<b>2016-17 TO PRESENT</b>
Phil Bestler, RW . . . . .	1938-39
Pete Bessone, D . . . . .	1937-38
Allan Bester, G . . . . .	1990-91 to 91-92
Bill Beveridge, G . . . . .	1929-30
Tom Bissett, C. . . . .	1990-91

Steve Black, LW . . . . .	1949-50 to 50-51
Tom Bladon, D. . . . .	1980-81
Mike Blaisdell, RW . . . . .	1980-81 to 82-83
Mike Bloom, LW . . . . .	1974-75 to 76-77
John Blum, D. . . . .	1988-89
Marc Boileau, C. . . . .	1961-62
Patrick Boileau, D. . . . .	2002-03
Gilles Boisvert, G . . . . .	1959-60
Leo Boivin, D. . . . .	1965-66 to 66-67
Ivan Boldirev, C/LW . . . . .	1982-83 to 84-85
Dan Bolduc, RW. . . . .	1978-79 to 79-80
Marcel Bonin, LW . . . . .	1952-53 to 54-55
Darryl Bootland, RW. . . . .	2003-04 to 06-07
Henry Boucha, L. . . . .	1971-72 to 73-74
Claude Bourque, G . . . . .	1939-40
Ralph "Scotty" Bowman, D. . . . .	1934-35 to 39-40
Rick Bowness, RW . . . . .	1977-78
Yank Boyd, RW . . . . .	1934-35
John Brenneman, LW . . . . .	1967-68
Carl Brewer, D . . . . .	1969-70
Archie Briden, LW . . . . .	1926-27
Mel Bridgman, LW/C . . . . .	1987-88 to 87-88
Bernie Brophy, C . . . . .	1928-29 to 29-30
Adam Brown, LW . . . . .	1941-42 to 43-44; 45-46 to 46-47
Andy Brown, G. . . . .	1971-72 to 72-73
Arnie Brown, D . . . . .	1970-71 to 71-72
Connie Brown, C . . . . .	1938-39 to 42-43
Doug Brown, RW/LW . . . . .	1994-95 to 00-01
Gerry Brown, LW . . . . .	1941-42; 45-46
Larry Brown, D . . . . .	1970-71
Stan Brown, D . . . . .	1927-28
Jeff Brubaker, C . . . . .	1988-89
Ed Bruneteau, RW . . . . .	1941-42; 43-44 to 48-49
Mud Bruneteau, RW . . . . .	1935-36 to 45-46
Damien Brunner, RW. . . . .	2012-13
Fabian Brunstrom, LW . . . . .	2011-12
Bill Brydger, D . . . . .	1928-29
John Bucyk, LW. . . . .	1955-56 to 56-57
Tony Bukovich, LW . . . . .	1943-44 to 44-45
Hy Butler, D . . . . .	1943-44 to 44-45
Charlie Burns, C . . . . .	1958-59
Shawn Burr, C . . . . .	1984-85 to 94-95
Cummy Burton, LW . . . . .	1955-56; 57-58 to 58-59
Eddie Bush, D . . . . .	1938-39; 41-42
Walter Buswell, D . . . . .	1932-33 to 34-35
Yuri Butsayev, C . . . . .	1999-00 to 00-01
Dmitri Bykov, D . . . . .	2002-03

## C

Kyle Calder, LW . . . . .	2006-07
Mitch Callahan, RW . . . . .	2013-14; 16-17
Al Cameron, D . . . . .	1975-76 to 78-79
Craig Cameron, RW . . . . .	1966-67
Colin Campbell, D. . . . .	1982-83 to 84-85
Terry Carkner, D . . . . .	1993-94 to 94-95
Gene Carrigan, C . . . . .	1932-33 to 33-34
Billy Carroll, C. . . . .	1985-86 to 86-87
Greg Carroll, C. . . . .	1978-79
Dwight Carruthers, D . . . . .	1965-66
Frank Carson, RW . . . . .	1931-32 to 33-34
Jimmy Carson, C. . . . .	1989-90 to 92-93



# WEARERS OF THE WINGED WHEEL

Joe Carveth, RW/C	1940-41 to 45-46; 49-50 to 50-51
Bart Crashley, D	1965-66 to 68-69; 74-75
Frank Cernik, LW	1984-85
John Chabot, C	1987-88 to 90-91
Milan Chalupa, D	1984-85
Bob Champoux, G	1963-64
Guy Charron, C/LW	1970-71 to 74-75
Lude Check, LW	1943-44
Chris Chelios, D	1998-99 to 2008-09
Real Chevrefils, LW	1955-56
Tim Cheveldae, G	1988-89 to 93-94
Alain Chevrier, G	1990-91
Steve Chiasson, D	1987-88 to 93-94
Dino Ciccarelli, RW	1992-93 to 95-96
Chris Cichocki, RW	1985-86 to 86-87
Wendel Clark, LW	1998-99
Dan Cleary, RW	2005-06 to 14-15
Rejean Cloutier, D	1979-80 to 81-82
Roland Cloutier, C	1977-78 to 78-79
Steve Coates, RW	1976-77
Paul Coffey, D	1992-93 to 95-96
Carlo Colaiacovo, D	2012-13
Erik Cole, LW	2014-15
Bill Collins, RW	1970-71 to 73-74
Mike Commodore, D	2011-12
Brian Conacher, C	1971-72
Charlie Conacher, RW	1938-39
Jim Conacher, LW	1945-46 to 48-49
Roy Conacher, LW	1946-47
Ty Conklin, G	2008-09; 2011-12
Alex Connell, G	1931-32
Wayne Connelly, RW	1968-69 to 70-71
Chris Conner, RW	2011-12
Bob Connors, C	1928-29 to 29-30
Bob Cook, RW	1972-73
Carson Cooper, RW	1927-28 to 31-32
Norm Corcoran, RW	1955-56
Murray Costello, C	1955-56 to 56-57
<b>JARED COREAU, G</b>	<b>2016-17 TO PRESENT</b>
Gerry Couture, RW	1944-45 to 50-51
Abbie Cox, G	1933-34
Danny Cox, LW	1931-32
Murray Craven, LW/C	1982-83 to 83-84
Bobby Crawford, C	1982-83
Jim Creighton, C	1930-31 to 31-32
Cory Cross, D	2005-06
Doug Crossman, D	1990-91 to 91-92
Gary Croteau, LW	1969-70
Troy Crowder, RW	1991-92
Roger Crozier, G	1963-64 to 69-70
Wilf Cude, G	1933-34
Barry Cullen, RW	1959-60
Ray Cullen, C	1966-67
Jim Cummins, LW	1991-92 to 92-93
Ian Cushman, D	1963-64

## D

Frank Daley, D/LW	1928-29
Joe Daley, G	1971-72
Mathieu Dandenault, RW/D	1995-96 to 03-04
Pavel Datsyuk, C	2001-02 to 15-16
Lorne Davis, RW	1954-55
Bob Davis, D	1932-33
Mal Davis, RW	1978-79 to 80-81
Billy Dea, LW	1956-57 to 57-58; 69-70 to 70-71
Don Deacon, C	1936-37; 38-39 to 39-40
Nelson DeBenedet, LW	1973-74
Denis Dejordy, G	1972-73 to 73-74
<b>DANNY DEKEYSER, D</b>	<b>2012-13 TO PRESENT</b>
Gilbert Delorme, D	1987-88 to 88-89
Alex Delvecchio, C/LW	1950-51 to 73-74
Boyd Devereaux, C	2000-01 to 03-04
Al Dewsbury, D	1946-47 to 47-48; 49-50
Per Djoos, D	1990-91
Ed Diachuk, LW	1960-61
Bob Dillabough, LW	1961-62 to 64-65
Cecil Dillon, RW	1939-40
Bill Dineen, RW	1953-54 to 57-58
Peter Dineen, D	1989-90
Connie Dion, G	1943-44 to 44-45
Marcel Dionne, C	1971-72 to 74-75
Gary Doak, D	1965-66; 72-73
Dolly Dolson, G	1928-29 to 30-31
Bobby Dollas, D	1990-91 to 92-93
Lloyd Doran, C	1946-47
Red Doran, D	1937-38
Ken Doraty, RW	1937-38
Kent Douglas, D	1967-68 to 68-69
Les Douglas, C	1940-41; 42-43; 46-47
Aaron Downey, RW	2007-08 to 08-09
Dallas Drake, C/LW	1992-93 to 93-94; 07-08
Kris Draper, C	1993-94 to 10-11
Rene Drolet, RW	1974-75
Clarence Drouillard, C	1937-38
Gilles Dube, LW	1953-54
Steve Duchesne, D	1999-00 to 01-02
Ron Duguay, RW/C	1983-84 to 85-86
Lorne Duguid, LW	1934-35 to 35-36
Art Duncan, D	1926-27
Blake Dunlop, C	1983-84

## E

Bruce Eakin, C	1985-86
Murray Eaves, C	1987-88; 1989-90
Patrick Eaves, RW	2009-10 to 13-14
Tim Ecclestone, RW	1970-71 to 73-74
Roy Edwards, G	1967-68 to 70-71; 72-73 to 73-74
Pat Egan, D	1943-44
Gerry Ehman, RW	1958-59
Bo Elik, LW	1962-63
Darren Eliot, G	1987-88
Matt Ellis, LW	2006-07
Cory Emmerton, C	2010-11 to 13-14
Hap Emms, LW	1931-32 to 33-34
<b>JONATHAN ERICSSON, D</b>	<b>2007-08 TO PRESENT</b>
Anders Eriksson, D	1995-96 to 98-99
Bob Errey, LW	1995-96 to 96-97



# WEARERS OF THE WINGED WHEEL

Bob Essensa, G ..... 1993-94  
Chris Evans, D ..... 1973-74  
Stu Evans, D ..... 1930-31; 32-33 to 33-34

## F

Bob Falkenberg, D ..... 1966-67 to 68-69; 70-71 to 71-72  
Alex Faulkner, C ..... 1962-63 to 63-64  
Bernie Federko, C ..... 1989-90  
Lorne Ferguson, LW ..... 1955-56 to 57-58  
Sergei Fedorov, C ..... 1990-91 to 02-03  
Brent Fedyk, D ..... 1987-88 to 91-92  
Mark Ferner, D ..... 1994-95  
Landon Ferraro, C ..... 2013-14 to 15-16  
Viacheslav Fetisov, D ..... 1994-95 to 97-98  
Guyle Fielder, C ..... 1952-53; 57-58  
Tom Filmore, RW ..... 1930-31 to 31-32  
Valtteri Filppula, C ..... 2005-06 to 12-13  
Jiri Fischer, D ..... 1999-00 to 06-07  
Dunc Fisher, RW ..... 1958-59  
Joe Fisher, RW ..... 1939-40 to 42-43  
Lee Fogolin, D ..... 1947-48 to 50-51  
Rick Foley, D ..... 1973-74  
Mike Foligno, RW ..... 1979-80 to 81-82  
Bill Folk, D ..... 1951-52 to 52-53  
Len Fontaine, RW ..... 1972-73 to 73-74  
Val Fonteyne, C/LW ..... 1959-60 to 62-63; 64-65 to 66-67  
Dwight Foster, C ..... 1982-83 to 85-86  
Yip Foster, D ..... 1933-34 to 34-35  
Frank Foyston, C ..... 1926-27 to 27-28  
Bobby Francis, C ..... 1982-83  
Jimmy Franks, G ..... 1936-37 to 37-38; 43-44  
Gord Fraser, D ..... 1927-28 to 28-29  
**JOHAN FRANZEN, RW/C ..... 2005-06 TO PRESENT**  
Frank Frederickson, C ..... 1926-27; 30-31  
Tim Friday, D ..... 1985-86  
Miroslav Frycer, RW ..... 1988-89  
Robbie Furek, C ..... 1972-73 to 73-74

## G

Bill Gadsby, D ..... 1961-62 to 65-66  
Jody Gage, RW ..... 1980-81 to 81-82; 83-84  
Art Gagne, RW ..... 1931-32  
Johnny Gallagher, D ..... 1932-33; 36-37  
Gerard Gallant, LW ..... 1984-85 to 92-93  
Dave Gagner, G ..... 1990-91  
George Gardner, G ..... 1965-66 to 67-68  
Danny Gare, RW ..... 1981-82 to 85-86  
Johan Garpenlov, LW ..... 1990-91 to 91-92  
Dave Gatherum, G ..... 1953-54  
Fern Gauthier, RW ..... 1945-46 to 48-49  
George Gee, C ..... 1948-49 to 50-51  
Ed Giacomini, G ..... 1975-76 to 77-78  
Gus Giesebrecht, C ..... 1938-39 to 41-42  
Gilles Gilbert, G ..... 1980-81 to 82-83  
Brent Gilchrist, C ..... 1997-98 to 01-02  
Todd Gill, D ..... 1998-99; 00-00 to 00-01  
Art Giroux, RW ..... 1935-36  
Larry Giroux, D ..... 1974-75 to 77-78  
**LUKE GLENDENING, C ..... 2013-14 TO PRESENT**  
Lorry Gloeckner, D ..... 1978-79  
Fred Glover, RW ..... 1948-49 to 51-52  
Howie Glover, RW ..... 1960-61 to 61-62

Warren Godfrey, D ..... 1955-56 to 61-62; 63-64 to 67-68  
Pete Goegan, D ..... 1957-58 to 66-67  
Bob Goldham, D ..... 1950-51 to 55-56  
Leroy Goldsworthy, RW ..... 1930-31; 32-33  
Yan Golubovskiy, D ..... 1997-98 to 99-00  
Ebbie Goodfellow, C/D ..... 1929-30 to 42-43  
Fred Gordon, RW ..... 1926-27  
Ted Graham, D ..... 1933-34 to 34-35  
Danny Grant, LW ..... 1974-75 to 77-78  
Doug Grant, G ..... 1973-74 to 75-76  
Leo Gravelle, RW ..... 1950-51  
Adam Graves, C ..... 1987-88 to 89-90  
Gerry Gray, G ..... 1970-71  
Harrison Gray, G ..... 1963-64  
**MIKE GREEN, D ..... 2015-16 TO PRESENT**  
Red Green, LW ..... 1928-29  
Rick Green, D ..... 1990-91  
Stu Grimson, LW ..... 1994-95 to 96-97  
Lloyd Gross, LW ..... 1933-34 to 34-35  
Don Grosso, C ..... 1938-39; 44-45  
Danny Gruen, LW ..... 1972-73 to 73-74  
Bep Guidolin, LW ..... 1947-48 to 48-49  
Jonas Gustavsson, G ..... 2012-13 to 14-15

## H

Marc Habscheid, C/RW ..... 1989-90 to 90-91  
Lloyd Haddon, D ..... 1959-60  
Gord Haidy, RW ..... 1949-50  
Stim Halderson, D ..... 1926-27  
Len Haley, RW ..... 1959-60 to 60-61  
Bob Halkidis, D ..... 1993-94 to 94-95  
Glenn Hall, G ..... 1952-53; 54-55 to 56-57  
Murray Hall, C ..... 1964-65 to 66-67  
Doug Halward, D ..... 1986-87 to 88-89  
Jean Hamel, D ..... 1973-74 to 80-81  
Ted Hampson, C ..... 1963-64 to 64-65; 66-67 to 67-68  
Glen Hanlon, G ..... 1986-87 to 90-91  
Dave Hanson, D ..... 1978-79  
Emil Hanson, D ..... 1932-33  
Terry Harper, D ..... 1975-76 to 78-79  
Bitty Harris, C ..... 1965-66  
Ron Harris, D ..... 1962-63 to 63-64; 68-69 to 71-72  
Ted Harris, D ..... 1973-74  
Gerry Hart, D ..... 1968-69 to 71-72  
Harold Hart, LW ..... 1926-27  
Mark Hartigan, C ..... 2007-08  
Buster Harvey, RW ..... 1975-76 to 76-77  
Doug Harvey, D ..... 1966-67  
Dominik Hasek, G ..... 2001-02; 03-04, 06-07 to 07-08  
Derian Hatcher, D ..... 2003-04  
Ed Hatoum, RW ..... 1968-69 to 69-70  
George Hay, C/LW ..... 1927-28 to 30-31; 32-33  
Jim Hay, D ..... 1952-53 to 54-55  
Galen Head, RW ..... 1967-68  
Rich Healey, D ..... 1960-61  
**DARREN HELM, C ..... 2007-08 TO PRESENT**  
Paul Henderson, LW ..... 1962-63 to 67-68  
Jack Hendrickson, D ..... 1957-58 to 58-59; 61-62  
Jim Herberts, C ..... 1928-29 to 29-30  
Art Herchenratter, C ..... 1940-41  
Bryan Hextall, C ..... 1975-76  
Dennis Hextall, C ..... 1975-76 to 78-79





# WEARERS OF THE WINGED WHEEL

Glenn Hicks, LW	1979-80 to 80-81
Harold Hicks, D	1929-30 to 30-31
Tim Higgins, RW	1986-87 to 88-89
Dutch Hiller, LW	1941-42
Jim Hiller, LW	1992-93
Larry Hillman, D	1954-55 to 56-57
John Hilworth, D	1977-78 to 79-80
Kevin Hodson, G	1995-96 to 98-99
Bill Hogaboam, C	1972-73 to 75-76; 78-79 to 79-80
Ken Holland, G	1983-84
Flash Hollett, D	1943-44 to 45-46
Bucky Hollingworth, D	1955-56 to 57-58
Chuck Holmes, RW	1958-59; 61-62
Hap Holmes, G	1926-27 to 27-28
Tomas Holmstrom, LW	1996-97 to 11-12
John Holota, C	1942-43; 45-46
Pete Horeck, RW/LW	1946-47 to 48-49
Marian Hossa, RW	2008-09
Doug Houda, D	1985-86; 87-88 to 90-91; 98-99
<b>JIMMY HOWARD, G</b>	<b>2005-06 TO PRESENT</b>
Gordie Howe, RW	1946-47 to 70-71
Mark Howe, D	1992-93 to 94-95
Syd Howe, C/LW	1934-35 to 45-46
Steve Hrymnak, D	1952-53
Willie Huber, D	1978-79 to 82-83
Jiri Hudler, C	2003-04 to 08-09; 10-12
Ron Hudson, RW	1937-38; 39-40
Brent Hughes, D	1973-74
Rusty Hughes, D	1929-30
Brett Hull, RW	2001-02 to 03-04
Dennis Hull, LW	1977-78
Kent Huskins, D	2012-13
Matt Hussey, C	2006-07

## I

Miroslav Ihnacak, LW	1988-89
Peter Ing, G	1993-94
Earl Ingarfield, C/LW	1980-81
Ron Ingram, D	1963-64

## J

Hal Jackson, D	1940-41; 42-43 to 46-47
Doug Janik, D	2009-10 to 11-12
Lou Jankowski, RW	1950-51; 52-53
Gary Jarrett, LW	1966-67 to 67-68
Pierre Jarry, LW	1973-74 to 74-75
Larry Jeffrey, LW	1961-62 to 64-65
Bill Jennings, RW	1940-41 to 43-44
Al Jensen, G	1980-81
<b>NICK JENSEN, D</b>	<b>2016-17 TO PRESENT</b>
Al Johnson, RW	1960-61 to 62-63
Brian Johnson, RW	1983-84
Danny Johnson, C	1971-72
Earl Johnson, C	1953-54
Greg Johnson, C	1993-94 to 96-97
Larry Johnston, D	1971-72 to 73-74
Ed Johnstone, RW	1983-84; 85-86 to 86-87
Greg Joly, D	1976-77 to 82-83
Buck Jones, D	1938-39 to 39-40; 41-42
Curtis Joseph, G	2002-03 to 03-04
Ed Joyal, C	1962-63 to 64-65
Tomas Jurco, RW	2013-14 to 16-17

## K

Red Kane, D	1943-44
Al Karlander, C/LW	1969-70 to 72-73
Jack Keating, LW	1938-39 to 39-40
Duke Keats, C	1926-27 to 27-28
Dave Kelly, RW	1976-77
Pete Kelly, RW	1935-36 to 38-39
Red Kelly, D	1947-48 to 59-60
Forbes Kennedy, C	1957-58 to 59-60; 61-62
Sheldon Kennedy, RW	1989-90 to 93-94
Alan Kerr, RW	1991-92
Brian Kilrea, LW	1957-58
Hec Kilrea, LW	1931-32; 35-36 to 39-40
Ken Kilrea, C/LW	1939-40 to 41-42; 43-44
Wally Kilrea, C	1934-35 to 37-38
Jakub Kindl, D	2009-10 to 15-16
Kris King, RW	1987-88 to 88-89
Scott King, G	1990-91 to 91-92
Mark Kirtton, C	1980-81 to 82-83
Kelly Kisio, C	1982-83 to 85-86
Hobie Kitchen, D	1926-27
Petr Klima, LW/RW	1985-86 to 89-90; 98-99
Mike Knuble, RW	1996-97 to 97-98
Joe Kocur, RW	1984-85 to 90-91; 96-97 to 99-00
Ladislav Kohn, RW	2001-02
Steve Konroyd, D	1992-93 to 93-94
Vladimir Konstantinov, D	1991-92 to 96-97
Tomas Kopecky, RW	2005-06 to 08-09
Jim Korn, D	1979-80 to 81-82
Mike Korney, RW	1973-74 to 75-76
Chris Kotsopoulos, D	1989-90
Vyacheslav Kozlov, LW	1991-92 to 00-01
Dale Krentz, LW	1986-87 to 88-89
<b>NIKLAS KRONWALL, D</b>	<b>2003-04 TO PRESENT</b>
Jim Kruticki, LW	1970-71
Gord Kruppke, D	1990-91; 92-93 to 93-94
Uwe Krupp, D	1998-99 to 01-02
Mike Krushelnyski, LW/C	1994-95
Dave Kryskow, LW	1974-75
Mark Kumpel, RW	1986-87 to 87-88
Maxim Kuznetsov, D	2000-01 to 01-02

## L

Leo Labine, RW	1960-61 to 61-62
Dan Labraaten, LW	1978-79 to 80-81
Randy Ladouceur, D	1982-83 to 86-87
Mark Laforest, G	1985-86 to 86-87
Claude Lafore, LW	1958-59; 60-61 to 61-62; 63-64 to 64-65
Roger Lafreniere, D	1962-63
Serge Lajeunesse, D	1970-71 to 72-73
Hec Lalonde, C	1957-58
Joe Lamb, LW	1937-38
Mark Lamb, C	1986-87
Lane Lambert, RW	1983-84 to 85-86
Marc Lamothe, G	2003-04
Robert Lang, C	2003-04 to 06-07
Josh Langfield, RW	2006-07
Al Langlois, D	1963-64 to 64-65
Darryl Laplante, C	1997-98 to 99-00
Rick Lapointe, D	1975-76 to 76-77
Martin Lapointe, RW	1991-92 to 00-01



# WEARERS OF THE WINGED WHEEL

Igor Larionov, C	1995-96 to 99-00; 00-01 to 02-03
<b>DYLAN LARKIN, C</b>	<b>2015-16 TO PRESENT</b>
Reed Larson, D	1976-77 to 85-86
<b>BRIAN LASHOFF, D</b>	<b>2012-13 TO 14-15; 16-17 TO PRESENT</b>
Brian Lavender, LW	1972-73 to 73-74
Dan Lawson, RW	1967-68 to 68-69
Reggie Leach, RW	1982-83
Jim Leavins, D	1985-86
Brett Lebda, D	2005-06 to 09-10
Fernand Leblanc, RW	1976-77 to 78-79
J.P. Leblanc, C	1975-76 to 78-79
Rene Leclerc, RW	1968-69; 70-71
Manny Legace, G	1999-00 to 05-06
Claude Legris, G	1980-81 to 81-82
David Legwand, C	2013-14
Ville Leino, LW	2008-09 to 09-10
Real Lemieux, LW	1966-67
Tony Leswick, RW	1951-52 to 54-55; 57-58
Dave Lewis, D	1986-87 to 87-88
Herb Lewis, LW	1928-29 to 38-39
Nick Libett, LW	1967-68 to 78-79
Tony Licari, RW	1946-47
Nicklas Lidstrom, D	1991-92 to 11-12
Andreas Lilja, D	2005-06 to 09-10
Ted Lindsay, LW	1944-45 to 56-57; 64-65
Carl Liscombe, LW	1937-38 to 45-46
Ed Litzenberger, RW	1961-62
Bill Lochead, RW	1974-75 to 78-79
Mark Lofthouse, RW	1981-82 to 82-83
Claude Loiselle, C	1981-82 to 85-86
Barry Long, D	1979-80
<b>MATT LORITO, LW</b>	<b>2016-17 TO PRESENT</b>
Clem Loughlin, D	1926-27 to 27-28
Ron Low, G	1977-78
Larry Loziniski, G	1980-81
Dave Lucas, D	1962-63
Don Luce, C	1970-71
Harry Lumley, G	1943-44 to 49-50
Len Lundie, C/RW	1958-59 to 61-62
Tord Lundstrom, LW	1973-74
Pat Lundy, C	1945-46 to 48-49
Chris Luongo, D	1990-91
George Lyle, LW	1979-80 to 81-82
Jack Lynch, D	1973-74 to 74-75
Vic Lynn, D	1943-44

## M

Joey MacDonald, G	2006-07; 10-11 to 11-12
Lowell MacDonald, RW	1961-62 to 64-65
Parker MacDonald, LW	1960-61 to 66-67
Bruce MacGregor, RW	1960-61 to 70-71
Calum McKay, LW	1946-47; 48-49
Howard Mackie, RW	1936-37 to 37-38
Don MacLean, RW	2005-06
Paul MacLean, RW	1988-89
Rick MacLeish, LW	1983-84
Brian MacLellan, LW	1991-92
John MacMillan, LW	1963-64 to 64-65
Jamie Macoun, D	1997-98 to 98-99
Frank Mahovlich, LW	1967-68 to 70-71
Pete Mahovlich, C	1965-66 to 68-69; 79-80 to 80-81
Steve Maltais, LW	1993-94

Kirk Maltby, LW	1995-96 to 09-10
Dan Maloney, LW	1975-76 to 77-78
Randy Manery, D	1970-71 to 71-72
Ken Mann, RW	1975-76
Bob Manno, LW/D	1983-84 to 84-85
<b>ANTHONY MANTHA, RW</b>	<b>2015-16 TO PRESENT</b>
Norm Maracle, G	1997-98 to 1998-99
Alexey Marchenko, D	2013-14 to 16-17
Lou Marcon, D	1958-59 to 59-60; 62-63
Gus Marker, RW	1932-33 to 33-34
Danny Markov, D	2006-07
Brad Marsh, D	1990-91 to 91-92
Gary Marsh, LW	1967-68
Bert Marshall, D	1965-66 to 67-68
Clare Martin, D	1949-50 to 50-51
Pit Martin, C	1961-62; 63-64 to 65-66
Don Martineau, RW	1975-76 to 76-77
Steve Martinson, D	1987-88
Charlie Mason, RW	1938-39
Roland Matte, D	1929-30
Brad May, RW	2009-10
Gary McAdam, RW	1980-81
Jud McAtee, LW	1943-44 to 44-45
Stan McCabe, LW	1929-30 to 30-31
Doug McCaig, D	1941-42; 45-46 to 47-48
Rick McCann, C	1967-68 to 71-72; 74-75
Tom McCarthy, LW	1956-57 to 58-59
Darren McCarty, LW	1993-94 to 03-04; 07-08 to 08-09
Kevin McClelland, RW	1989-90 to 90-91
Tom McCollum, G	2010-11; 2014-15
Bob McCord, D	1965-66 to 67-68
Dale McCourt, C	1977-78 to 81-82
Bill McCreary, LW	1957-58
Brad McCrimmon, D	1990-91 to 92-93
Brian McCutcheon, LW	1974-75 to 76-77
Ab McDonald, LW	1965-66 to 66-67; 71-72
Bucko McDonald, D	1934-35 to 38-39
Byron McDonald, LW	1939-40; 44-45
Al McDonough, RW	1977-78
Bill McDougall, C	1990-91
Pete McDuffe, G	1975-76
Mike McEwen, D	1985-86
Jim McFadden, C	1946-47 to 50-51
Bob McGill, D	1991-92
Tom McGratton, G	1947-48
Bert McNenly, LW	1930-31 to 31-32
Jack McIntyre, LW	1957-58 to 59-60
Doug McKay, LW	1949-50
Randy McKay, RW	1988-89 to 90-91
Walt McKechnie, C	1974-75 to 76-77; 81-82 to 82-83
Tony McKegney, RW	1989-90
Don McKenney, LW	1965-66
Bill McKenzie, G	1973-74 to 74-75
John McKenzie, RW	1959-60 to 60-61
Andrew McKim, C	1994-95
Rollie McLaren, D	1945-46
Al McLeod, D	1973-74
Don McLeod, G	1970-71
Mike McMahon, D	1969-70
Max McNab, C	1947-48 to 50-51
Billy McNeill, RW	1956-57 to 59-60; 62-63 to 63-64



# WEARERS OF THE WINGED WHEEL

Stu McNeill, C	1957-58 to 59-60
Basil McRae, LW	1985-86 to 86-87
Chris McRae, LW	1989-90
Pat McReavy, LW	1941-42
Derek Meech, D	2006-07 to 10-11
Harry Meeking, LW	1926-27
Tom Mellor, D	1973-74 to 74-75
Gerry Melnyk, C	1955-56; 59-60 to 60-61
Barry Melrose, D	1983-84; 85-86
Howie Menard, C	1963-64
Glenn Merkosky, LW	1985-86; 89-90
Corrado Micalef, G	1981-82 to 85-86
Nick Mickoski, LW	1957-58 to 58-59
Hugh Millar, D	1946-47
Greg Millen, G	1991-92
Drew Miller, LW	2009-10 to 16-17
Kevin Miller, RW	1990-91 to 91-92; 03-04
Perry Miller, D	1977-78 to 80-81
Tom Miller, C	1970-71
Eddie Mio, G	1983-84 to 85-86
Dmitri Mironov, D	1997-98
John Miszuk, D	1963-64
Bill Mitchell, D	1963-64
Mike Modano, C	2010-11
John Mokosak, D	1988-89 to 89-90
Ron Moffatt, LW	1932-33 to 34-35
Garry Monahan, LW	1969-70
Hank Montieth, LW	1968-69 to 70-71
Alfie Moore, G	1939-40
Don Morrison, C	1947-48 to 48-49
Jim Morrison, D	1959-60
Rod Morrison, RW	1947-48
Dean Morton, D	1989-90
Gus Morton, D	1958-59
Alex Motter, D	1937-38 to 42-43
John Mowers, G	1940-41 to 42-43; 46-47
<b>PETER MRAZEK, G</b>	<b>2012-13 TO PRESENT</b>
Mark Mowers, RW	2003-04 to 05-06
Wayne Muloin, D	1963-64
Don Murdoch, RW	1981-82
Brian Murphy, C	1974-75
Joe Murphy, C/RW	1986-87 to 89-90
Larry Murphy, D	1996-97 to 00-01
Ron Murphy, LW	1964-65 to 65-66
Jan Mursak, RW	2010-11 to 12-13
Ken Murray, D	1972-73
Terry Murray, D	1976-77
Anders Myrvold, D	2003-04

## N

Jim Nahrang, D	1974-75 to 76-77
Vaclav Nedomansky, C/RW	1977-78 to 81-82
Andrej Nestrasil, C	2014-15
Kris Newbury, C	2009-10
Rick Newell, D	1972-73 to 73-74
John Newman, C	1930-31
Eddie Nicholson, D	1947-48
Jim Niekamp, D	1970-71 to 71-72
<b>FRANS NIELSEN, C</b>	<b>2016-17 TO PRESENT</b>
Jim Nill, RW	1987-88 to 89-90
Reg Noble, D	1927-28 to 32-33

Ted Nolan, LW	1981-82; 83-84
Brad Norton, D	2006-07
Lee Norwood, D	1986-87 to 90-91
Tomas Nosek, C	2015-16 to 16-17
Hank Nowak, LW	1974-75
<b>GUSTAV NYQUIST, RW</b>	<b>2011-12 TO PRESENT</b>

## O

Adam Oates, C	1985-86 to 88-89
Russ Oatman, LW	1926-27
Mike O'Connell, D	1985-86 to 89-90
Gerry Odrowski, D	1960-61 to 62-63
John Ogradnick, LW	1979-80 to 86-87; 92-93
Fredrik Olausson, D	2001-02
Murray Oliver, C	1957-58; 59-60 to 60-61
Dennis Olson, LW	1957-58
Jimmy Orlando, D	1936-37 to 37-38; 39-40 to 42-43
Mark Osborne, LW	1981-82 to 82-83
Chris Osgood, G	1993-94 to 00-01; 05-06 to 10-11
Steve Ott, C	2016-17
<b>XAVIER OUELLET, D</b>	<b>2013-14 TO PRESENT</b>

## P

Pete Palangio, LW	1927-28
Brad Park, D	1983-84 to 84-85
Joe Paterson, LW	1980-81 to 83-84
George Patterson, RW	1934-35
Butch Paul, C	1964-65
Marty Pavelich, LW	1947-48 to 56-57
Jim Pavese, D	1987-88 to 88-89
Mark Pederson, LW	1993-94
Bert Peer, RW	1939-40
Bob Perreault, G	1958-59
Jim Peters, Jr., C	1964-65 to 67-68
Jim Peters, Sr., RW	1949-50 to 50-51; 53-54
Brent Peterson, C	1978-79 to 81-82
Gord Pettinger, C	1933-34 to 37-38
Robert Picard, D	1989-90
Alex Pirus, RW	1979-80
Rob Plumb, LW	1977-78 to 78-79
Nellie Podolsky, LW	1948-49
Bud Poile, RW	1948-49
Don Poile, C/RW	1954-55; 57-58
Dennis Polonich, RW	1974-75 to 80-81; 82-83
Poul Popiel, D	1968-69 to 69-70
Marc Potvin, LW	1990-91 to 91-92
Dean Prentice, LW	1965-66 to 68-69
Noel Price, D	1961-62
Keith Primeau, C/LW	1990-91 to 95-96
Bob Probert, LW/RW	1985-86 to 93-94
Andre Pronovost, LW	1962-63 to 64-65
Marcel Pronovost, D	1949-50 to 64-65
Metro Prystai, RW/C	1950-51 to 57-58
Teemu Pulkkinen, RW	2013-14 to 15-16
Cliff Purpur, RW	1944-45
Chris Pusey, G	1985-86
Jamie Pushor, D	1995-96 to 97-98
Nelson Pyatt, C	1973-74 to 74-75

## Q

Bill Quackenbush, D	1942-43 to 48-49
Kyle Quincey, D	2005-06 to 07-08; 11-12 to 15-16



# WEARERS OF THE WINGED WHEEL

## R

Yves Racine, D	1989-90 to 92-93
Brian Rafalski, D	2007-08 to 10-11
Clare Raglan, D	1950-51
Mike Ramsey, D	1995-96; 96-97
Bill Ranford, G	1998-99
Matt Ravlich, D	1969-70
Marc Reaume, D	1959-60 to 60-61
Billy Reay, C	1943-44 to 44-45
Mickey Redmond, RW	1970-71 to 75-76
Dutch Reibel, C	1953-54 to 57-58
Gerry Reid, C	1948-49
Leo Reise, D	1946-47 to 51-52
<b>DAN RENOUF, D</b>	<b>2016-17 TO PRESENT</b>
Brad Richards, C	2015-16
Dave Richardson, LW	1967-68
Terry Richardson, G	1973-74 to 76-77
Steve Richmond, D	1985-86
Vincent Rienneau, G	1991-92 to 93-94
Dennis Riggan, G	1959-60; 62-63
Jim Riley, RW	1926-27
Bob Ritchie, LW	1976-77 to 77-78
Mattias Ritola, C	2007-08 to 09-10
Jamie Rivers, D	2003-04 to 05-06
Wayne Rivers, RW	1961-62
John Ross Roach, G	1932-33 to 34-35
Phil Roberto, RW	1974-75 to 75-76
Doug Roberts, RW	1965-66 to 67-68; 73-74 to 74-75
Earl Robertson, G	1936-37
Fred Robertson, D	1933-34
Torrie Robertson, LW	1988-89 to 89-90
Nathan Robinson, LW	2003-04
Luc Robitaille, LW	2001-02 to 02-03
Mike Robitaille, D	1970-71
Desse Roche, RW	1934-35
Earl Roche, LW	1934-35
Dave Rochefort, C	1966-67
Leon Rochefort, RW	1971-72 to 72-73
Harvey Rockburn, D	1929-30 to 30-31
Marc Rodgers, RW	1999-00
Stacy Roest, C	1998-99 to 99-00
Dale Rolfe, D	1969-70 to 70-71
Rollie Rossignol, LW	1943-44; 45-46
Rolty Roulston, D	1936-37
Bob Rouse, D	1994-95 to 97-98
Tom Rowe, RW	1982-83
Bernie Ruelle, LW	1943-44
Pat Rupp, G	1963-64
<b>ROBBIE RUSSO, D</b>	<b>2016-17 TO PRESENT</b>
Jimmy Rutherford, G	1970-71; 73-74 to 80-81; 82-83

## S

Andre St. Laurent, C	1977-78 to 78-79; 83-84
Sam St. Laurent, G	1986-87 to 89-90
Ruslan Salei, D	2010-11
Borje Salming, D	1989-90
Barry Salovaara, D	1974-75 to 75-76
Mikael Samuelsson, RW	2005-06 to 09-10; 12-13 to 13-14
Ulf Samuelsson, D	1998-99
Tomas Sandstrom, RW/LW	1996-97
Ed Sanford, C	1955-56

Bob Sauve, G	1981-82
Terry Sawchuk, G	1949-50 to 54-55; 57-58 to 63-64; 68-69
Kevin Schamehorn, RW	1976-77; 79-80
Mathieu Schneider, D	2002-03 to 06-07
Jim Schoenfeld, D	1981-82 to 82-83
Dwight Schofield, D	1976-77
Enio Sclisizzi, LW	1946-47 to 49-50; 51-52
Earl Seibert, D	1944-45 to 45-46
Ric Seiling, RW	1986-87
Brendan Shanahan, RW/LW	1996-97 to 05-06
Daniel Shank, RW	1989-90 to 90-91
Jeff Sharples, D	1986-87 to 88-89
<b>RILEY SHEAHAN, C</b>	<b>2011-12 TO PRESENT</b>
Doug Shedden, RW	1985-86 to 86-87
Bobby Sheehan, C	1976-77
Tim Sheehy, RW	1977-78
Frank Sheppard, C	1927-28
John Sheppard, LW	1926-27 to 27-28
Ray Sheppard, RW	1991-92 to 94-95
Gord Sherritt, D	1943-44
John Sherf, LW	1935-36 to 38-39; 43-44
Jim Shires, LW	1970-71
Steve Short, D	1978-79
Gary Shuchuk, RW	1990-91
Dave Silk, RW	1984-85
Mike Sillinger, C	1990-91 to 94-95
Cully Simon, D	1942-43 to 44-45
Thain Simon, D	1946-47
Cliff Simpson, C	1946-47 to 47-48
Reg Sinclair, RW	1952-53
Darryl Sittler, C/LW	1984-85
Bjorne Skaare, C	1978-79
Glen Skov, C	1949-50 to 54-55
Jiri Sleg, D	2001-02
Al Smith, G	1971-72
Alex Smith, D	1931-32
Brad Smith, RW	1980-81 to 84-85
Brendan Smith, D	2011-12 to 16-17
Brian Smith, LW	1957-58; 60-61
Carl Smith, LW	1943-44
Derek Smith, C	1981-82 to 82-83
Floyd Smith, RW	1962-63 to 67-68
Greg Smith, D	1981-82 to 85-86
Nakina Dalton Smith, LW	1943-44
Normie Smith, G	1934-35 to 38-39; 43-44 to 44-45
Rick Smith, D	1980-81
Ted Snell, RW	1974-75
Harold Snepets, D	1985-86 to 87-88
Sandy Snow, RW	1968-69
Dennis Sobchuk, C	1979-80
Ken Solheim, LW	1982-83
Bob Solinger, LW	1959-60
John Sorrell, LW	1930-31 to 37-38
Fred Speck, C	1968-69 to 69-70
Ted Speers, RW	1985-86
Irv Spencer, D/LW	1963-64 to 65-66; 67-68
<b>RYAN SPOULD, D</b>	<b>2013-14; 16-17 TO PRESENT</b>
Ryan Stackhouse, D	1971-72 to 73-74
Garrett Stafford, D	2007-08
Ed Stankiewicz, LW	1953-54; 55-56
Wilf Starr, C	1933-34 to 35-36



# WEARERS OF THE WINGED WHEEL

Vic Stasiuk, RW/LW	1950-51 to 54-55; 60-61 to 62-63
Ray Staszak, RW	1985-86
Frank Steele, LW	1930-31
Greg Stefan, G	1981-82 to 89-90
Pete Stenkowski, C	1967-68 to 70-71
Blair Stewart, LW	1973-74 to 74-75
Gaye Stewart, LW	1950-51
Jack Stewart, D	1938-39 to 42-43; 45-46 to 49-50
Gord Strate, D	1956-57 to 58-59
Art Stratton, C	1963-64
<b>BEN STREET, C</b>	<b>2016-17 TO PRESENT</b>
Brad Stuart, D	2007-08 to 11-12
Herb Stuart, G	1926-27
Barry Sullivan, RW	1947-48
Bill Sutherland, LW	1971-72
<b>EVGENY SVECHNIKOV, RW</b>	<b>2016-17 TO PRESENT</b>

## T

John Taft, D	1978-79
Jean-Guy Talbot, D	1967-68
Chris Tancil, C	1991-92 to 92-93
<b>ERIC TANGRADI, LW</b>	<b>2015-16</b>
<b>TOMAS TATAR, LW</b>	<b>2010-11 TO PRESENT</b>
Billy Taylor, C	1946-47
Ted Taylor, LW	1966-67
Tim Taylor, LW	1993-94 to 96-97
Harvey Teno, G	1938-39
Larry Thibeault, LW	1944-45
Steve Thomas, RW	2003-04
Billy Thomson, RW	1938-39; 43-44
Cecil Thompson, G	1938-39 to 39-40
Errol Thompson, LW	1977-78 to 80-81
Jordin Tootoo, RW	2012-13 to 13-14
Jerry Toppazzini, RW	1955-56
Larry Trader, D	1982-83; 84-85
Percy Traub, D	1927-28 to 28-29
Dave Trotter, LW	1938-39
Joe Turner, G	1941-42

## U

Norm Ullman, C	1955-56 to 67-78
Garry Unger, C	1967-68 to 70-71

## V

Rogie Vachon, G	1978-79 to 79-80
Eric Vail, LW	1981-82
Thomas Vanek, RW	2016-17
Rick Vasko, D	1979-80 to 80-81
Darren Veitch, D	1985-86 to 87-88
Pat Verbeek, RW	1999-00 to 00-01
Mike Vernon, G	1994-95 to 96-97
Dennis Vial, D	1990-91 to 92-93
Doug Volmer, RW	1969-70 to 71-72
Carl Voss, C	1932-33

## W

Jack Walker, LW	1926-27 to 27-28
Bob Wall, D	1964-64 to 66-67; 71-72
Jesse Wallin, D	1999-00 to 02-03
Wes Walz, C	1995-96
Aaron Ward, D	1993-94 to 00-01
Eddie Wares, RW	1937-38 to 42-43

Bryan Watson, D	1965-66 to 66-67; 73-74 to 76-77
Harry Watson, LW	1942-43; 45-46
Jim Watson, D	1963-64 to 65-66; 67-68 to 69-70
Brian Watts, LW	1975-76
Tom Webster, RW	1970-71 to 71-72; 79-80
Cooney Weiland, C	1933-34 to 34-35
Stan Weir, C	1982-83
Stephen Weiss, C	2013-14 to 14-15
Carl Wetzel, G	1964-65
Ian White, D	2011-12 to 2012-13
Bob Whitelaw, D	1940-41 to 41-42
Ray Whitney, LW	2003-04
Archie Wilder, LW	1940-41
Bob Wilkie, D	1990-91
Burr Williams, D	1933-34; 36-37
Dave "Tiger" Williams, LW	1984-85
Fred Williams, C	1976-77
Jason Williams, C	2000-01 to 03-04; 09-10
John Wilson, LW	1949-50 to 54-55; 57-58 to 58-59
Larry Wilson, C	1949-50; 51-52 to 52-53
Ross "Lefty" Wilson, G	1953-54
Rick Wilson, D	1976-77
Murray Wing, D	1973-74
Eddie Wiseman, RW	1932-33 to 35-36
Steve Wochy, C/RW	1944-45; 46-47
Benny Voit, D	1950-51 to 54-55
Mike Wong, C	1975-76
Paul Woods, LW	1977-78 to 83-84
Jason Woolley, D	2002-03 to 05-06
Ken Wregget, G	1999-00
Larry Wright, RW-C	1977-78

## Y

Jason York, D	1992-93 to 94-95
B. J. Young, RW	1999-00
Doug Young, D	1931-32 to 38-39
Howie Young, D	1960-61 to 62-63; 66-67 to 67-68
Warren Young, LW	1985-86
Paul Ysebaert, LW	1990-91 to 92-93
Steve Yzerman, C	1983-84 to 05-06

## Z

Larry Zeidel, D	1951-52 to 52-53
Ed Zeniuk, D	1954-55
<b>HENRIK ZETTERBERG, LW/C</b>	<b>2002-03 TO PRESENT</b>
Marek Zidlicky, D	2014-15
Rick Zombo, D	1984-85 to 91-92
Rudy Zurich, D	1943-44



# DETROIT RED WINGS ALL-TIME NUMBERS

## NO. 1

Harry Holmes	1926-27 to 27-28
Dolly Dolson	1928-29 to 30-31
Bill Beveridge	1929-30
Alex Connell	1931-32
John Ross Roach	1932-33 to 34-35
Abbie Cox	1933-34
Wilf Cude	1933-34
Norm Smith	1934-35 to 38-39, 43-44 to 44-45
Earl Robertson	1936-37
Jim Franks	1936-37 to 37-38, 43-44
Harvey Teno	1938-39
Cecil Thompson	1938-39 to 39-40
Alf Moore	1939-40
Claude Bourque	1939-40
John Mowers	1940-41 to 42-43
Joe Turner	1941-42
Connie Dior	1943-44 to 44-45
Harry Lumley	1943-44 to 49-50
Ralph Adams	1946-47
Terry Sawchuk	1949-50 to 54-55, 57-58 to 63-64

(Retired Mar. 6, 1994)

Dave Gatherum	1953-54
Lefty Wilson	1953-54
Glenn Hall	1954-55 to 56-57
Bob Perrault	1958-59
Dennis Riggan	1959-60, 62-63
Gilles Boisvert	1959-60
Hank Bassen	1960-61 to 62-63
Roger Crozier	1964-65 to 69-70
Roy Edwards	1967-68, 72-73 to 73-74
Jim Rutherford	1970-71, 74-75 to 80-81
Don McLeod	1970-71
Joe Daley	1971-72
Terry Richardson	1973-74, 75-76
Bill McKenzie	1973-74
Gilles Gilbert	1980-81 to 82-83
Corrado Micallef	1983-84 to 85-86
Glen Hanlon	1986-87 to 90-91

## NO. 2

Clem Loughlin	1926-27 to 27-28
Percy Traub	1928-29
Harvey Rockburn	1929-30 to 30-31
Alex Smith	1931-32
Doug Young	1932-33 to 38-39
Burr Williams	1936-37
Rolly Roulston	1936-37
John Gallagher	1936-37
Jack Stewart	1939-40 to 42-43, 45-46 to 49-50
Buck Jones	1941-42
Clarence Behling	1942-43
Cully Simon	1943-44 to 44-45
Gerry Couture	1944-45
Bob Goldham	1950-51 to 55-56
Larry Hillman	1956-57
Al Arbour	1956-57 to 57-58
Pete Goegan	1958-59 to 61-62, 65-66
Jim Morrison	1959-60
Noel Price	1961-62
Jack Hendrickson	1961-62
Howie Young	1962-63
Ron Ingram	1963-64
Al Langlois	1963-64 to 64-65
Jim Watson	1963-64
Bob McCord	1965-66
Dwight Carruthers	1965-66
Warren Godfrey	1965-66

Gary Bergman	1966-67 to 74-75
Mike Korney	1973-74
Al McLeod	1973-74
Terry Harper	1975-76 to 78-79
Barry Long	1979-80
Rick Smith	1980-81
John Barrett	1980-81
Jim Schoenfield	1981-82 to 82-83
Larry Trader	1984-85
Barry Melrose	1985-86
Mike O'Connell	1985-86 to 89-90
Brad McCrimmon	1990-91 to 92-93
Terry Carkner	1993-94 to 94-95
Viacheslav Fetisov	1995-96 to 97-98
Ulf Samuelsson	1998-99
Jiri Fischer	1999-00 to 02-03, 05-06 to 06-07
Derian Hatcher	2003-04
Brendan Smith	2011-12 to 2016-17

## NO. 3

Slim Halderson	1926-27
Pete Bellefeuille	1926-27
Reg Noble	1927-28 to 32-33
Emil Hanson	1932-33
Carl Voss	1932-33
John Gallagher	1932-33
Stu Evans	1933-34
Ted Graham	1933-34 to 34-35
Bucko McDonald	1934-35 to 38-39
Jack Stewart	1938-39
Scotty Bowman	1938-39 to 39-40
Don Deacon	1939-40
Alex Motter	1939-40 to 42-43
Buck Jones	1941-42
Gordie Sheriitt	1943-44
Vic Lynn	1943-44
Murray Armstrong	1943-44 to 45-46
Bill Quackenbush	1946-47 to 48-49
Clare Martin	1949-50 to 50-51
Ben Woit	1951-52
Marcel Pronovost	1952-53 to 64-65
Bill Mitchell	1963-64
Gary Bergman	1965-66
Bert Marshall	1965-66 to 66-67
Bob McCord	1967-68
Jean Guy Talbot	1967-68
Warren Godfrey	1967-68
Bob Falkenberg	1967-68 to 68-69, 71-72
Paul Popeil	1968-69 to 69-70
Jim Watson	1969-70
Gerry Hart	1969-70
Dale Rolfe	1970-71
Jim Niekamp	1971-72
Larry Johnston	1971-72 to 73-74
Murray Wing	1973-74
Jack Lynch	1974-75
Jim Nahrgang	1974-75, 76-77
Larry Giroux	1975-76 to 76-77
Perry Miller	1977-78 to 80-81
Rick Vasko	1979-80
John Barrett	1981-82 to 85-86
Steve Chiasson	1986-87 to 93-94
Bob Rouse	1994-95 to 97-98
Doug Houda	1998-99
Jesse Wallin	1999-00 to 02-03
Andreas Lilja	2005-06 to 09-10
Kent Huskins	2012-13
NICK JENSEN	2016-17 TO PRESENT





# DETROIT RED WINGS ALL-TIME NUMBERS

## NO. 4

Harry Meeking	1926-27
Archie Briden	1926-27
George Hay	1927-28 to 30-31
Herb Lewis	1931-32 to 38-39
John Sorrell	1937-38
Gus Giesebrecht	1939-40
Sid Abel	1939-40
Jim Orlando	1940-41 to 42-43
Harold Jackson	1943-44 to 46-47
Jim McFadden	1946-47
Doug McCaig	1947-48 to 48-49
Al Dewsbury	1947-48
Len "Red" Kelly	1948-49 to 59-60
Marc Reaume	1959-60 to 60-61
Howie Young	1960-61
Bill Gadsby	1961-62 to 65-66
Ron Harris	1963-64
Bob Wall	1964-65
Leo Boivin	1966-67
Howie Young	1967-68
Bob Baun	1968-69 to 70-71
Larry Brown	1970-71
Arnie Brown	1970-71 to 71-72
Thommie Bergman	1972-73 to 74-75, 77-78 to 79-80
Bart Crashley	1974-75
Rick Lapointe	1975-76 to 76-77
Terry Murray	1976-77
Larry Giroux	1977-78
John Hilworth	1977-78
Rick Vasko	1977-78, 80-81
Tom Bladon	1980-81
Rejean Cloutier	1981-82
Colin Campbell	1982-83 to 84-85
Tim Friday	1985-86
Jim Leavins	1985-86
Jeff Sharples	1986-87
Rick Zombo	1986-87 to 91-92
Bob McGill	1991-92
Mark Howe	1992-93 to 1994-95
Jamie Pushor	1995-96 to 97-98
Uwe Krupp	1998-99 to 01-02
Jamie Rivers	2003-04 to 05-06
Cory Cross	2005-06
Kyle Quincey	2007-08
Jakub Kindl	2010-11 to 15-16

## NO. 5

Frank Frederickson	1926-27
Duke Keats	1926-27 to 27-28
Gord Fraser	1927-28 to 28-29
Bill Brydage	1928-29
Bob Connors	1929-30
Ebbie Goodfellow	1930-31 to 42-43
Pete Bessone	1937-38
John Doran	1937-38
Jim Orlando	1937-38
Buck Jones	1938-39, 41-42
Eddie Bush	1941-42
Doug McCaig	1941-42
Clarence Behling	1942-43
Hal Jackson	1942-43
Pat Egan	1943-44
Bill "Flash" Hollett	1943-44 to 45-46
Hugh Miltar	1946-47
Al Dewsbury	1946-47

Leo Reise	1946-47 to 51-52
Ben Wolt	1952-53 to 54-55
Warren Godfrey	1955-56 to 61-62
Al Arbour	1955-56
Rich Healey	1960-61
Doug Barkley	1962-63 to 65-66
John Misuk	1963-64
Bob Wall	1966-67
Doug Harvey	1966-67
Bob Falkenberg	1966-67
Bert Marshall	1967-68
Kent Douglas	1967-68 to 68-69
Carl Brewer	1969-70
Serje Lajeunesse	1970-71
Marcel Dionne	1971-72 to 73-74
Jean Hamel	1974-75 to 80-81
Greg Smith	1981-82 to 85-86
Darren Veitch	1985-86 to 87-88
John Mokosak	1988-89
Dean Morton	1989-90
Peter Dineen	1989-90
Chris McRae	1989-90
Rick Green	1990-91
Nicklas Lidstrom	1991-92 to 11-12

(Retired Mar. 6, 2014)

## NO. 6

Jack Walker	1926-27 to 27-28
Larry Aurie	1928-29 to 38-39
Cumming Burton	1957-58 to 58-59

## NO. 7

Russ Oatman	1926-27
Stan Brown	1927-28
Pete Palangio	1927-28
Jim Herberts	1928-29
Herb Lewis	1929-30 to 30-31
Hec Kilrea	1931-32
Art Gagne	1931-32
Leroy Goldsworthy	1932-33
George Hay	1932-33
Carl Voss	1933-34
Cooney Weiland	1933-34 to 34-35
Marty Barry	1935-36 to 38-39
Alex Motter	1939-40
Don Deacon	1939-40
Sid Abel	1939-40
Ken Kilrea	1940-41
Carl Liscombe	1940-41 to 45-46
Ted Lindsay	1946-47 to 56-57

(Retired Nov. 10, 1991)

Billy Dea	1957-58
Hec Lalande	1957-58
Murray Oliver	1957-58
Brian Kilrea	1957-58
Norm Ullman	1958-59 to 67-68
Garry Unger	1968-69 to 70-71
Red Berenson	1970-71 to 74-75
Dave Kryskow	1974-75
Dan Maloney	1975-76 to 77-78
Willie Huber	1978-79 to 82-83
Joe Paterson	1983-84
Milan Chalupa	1984-85
Mike McEwen	1985-86
Steve Richmond	1985-86
Eddie Johnstone	1986-87
Doug Hatward	1986-87 to 88-89
Brent Fedyk	1988-89



# DETROIT RED WINGS ALL-TIME NUMBERS

Tony McKegney.....	1989-90
Robert Picard.....	1989-90
Tom Bissett.....	1990-91

## NO. 8

Art Duncan.....	1926-27
Carson Cooper.....	1927-28 to 29-30
Stu Evans.....	1930-31
Danny Cox.....	1931-32
Eddie Wiseman.....	1932-33 to 34-35
Yip Foster.....	1934-35
Syd Howe.....	1934-35 to 45-46
Don Deacon.....	1936-37
Billy Rea.....	1944-45
Cliff Purpur.....	1944-45
Pat Lundy.....	1945-46 to 48-49
George Gee.....	1948-49 to 50-51
Tony Leswick.....	1951-52 to 54-55
Dutch Reibel.....	1955-56 to 57-58
John Wilson.....	1957-58 to 58-59
Barry Cullen.....	1959-60
Murray Oliver.....	1960-61
Leo Labine.....	1960-61 to 61-62
Forbes Kennedy.....	1961-62
Lowell MacDonald.....	1961-62 to 63-64
Floyd Smith.....	1962-63
Art Stratton.....	1963-64
Claude Laforge.....	1963-64
Pat Martin.....	1963-64 to 64-65
Val Fonteyne.....	1966-67
Gary Jarrett.....	1966-67 to 67-68
Bart Crashley.....	1968-69
Rick McCann.....	1968-69 to 69-70
Rene Leclerc.....	1968-69
Fred Speck.....	1969-70
Tom Webster.....	1970-71
Bill Sutherland.....	1971-72
Dan Johnson.....	1971-72
Guy Charron.....	1972-73 to 74-75
Ted Snell.....	1974-75
Brian McCutcheon.....	1974-75
Dennis Polonich.....	1975-76 to 80-81, 82-83
Claude Loiselle.....	1981-82
Joe Paterson.....	1982-83
Tom Rowe.....	1982-83
Ted Nolan.....	1983-84
Dave Silk.....	1984-85
Ray Staszak.....	1985-86
Mark Lamb.....	1986-87
Jim Nill.....	1987-88 to 89-90
Bobby Dollas.....	1990-91 to 91-92
Gord Kruppke.....	1992-93
Steve Konroyd.....	1993-94
Aaron Ward.....	1994-95
Igor Larionov.....	1995-96 to 02-03
Jiri Fischer.....	2003-04
Matt Ellis.....	2006-07 to 07-08
<b>JUSTIN ABDELKADER.....</b>	<b>2007-08 TO PRESENT</b>

## NO. 9

John Sheppard.....	1926-27 to 27-28
Herb Lewis.....	1928-29
Harold Hicks.....	1929-30
Roald Matte.....	1929-30
Bert McInenly.....	1930-31 to 31-32
Frank Carson.....	1931-32 to 33-34
Tom Anderson.....	1934-35

Ed Wiseman.....	1934-35
Wally Kilrea.....	1935-36 to 36-37
Pete Kelly.....	1937-38
Mud Bruneteau.....	1937-38 to 45-46
John Sorrell.....	1937-38
Joe Lamb.....	1937-38
John Sherf.....	1938-39
Connie Brown.....	1938-39
Ken Kilrea.....	1938-39
Ed Bruneteau.....	1943-44
Billy Thompson.....	1943-44
Sid Abel.....	1945-46
Roy Conacher.....	1946-47
Gordie Howe.....	1947-48 to 70-71
(Retired Mar. 12, 1972)	

## NO. 10

Frank Foyston.....	1926-27 to 27-28
Frank Sheppard.....	1927-28
Bob Connors.....	1928-29
Ebbie Goodfellow.....	1929-30
Carson Cooper.....	1930-31 to 31-32
John Sorrell.....	1932-33 to 37-38
Clarence Drouillard.....	1937-38
Carl Liscombe.....	1937-38 to 39-40
Don Grosso.....	1939-40 to 44-45
Bill Jennings.....	1943-44
Billy Reay.....	1943-44 to 44-45
Cliff Purpur.....	1944-45
Steve Wochy.....	1944-45
Fern Gauthier.....	1945-46 to 47-48
Gerry Brown.....	1945-46
Gerry Couture.....	1946-47 to 47-48
Max McNab.....	1948-49
Ed Bruneteau.....	1948-49
Jim Peters.....	1949-50 to 50-51
Metro Prystai.....	1951-52 to 54-55
Alex Delvecchio.....	1954-55 to 73-74
(Retired Nov. 10, 1991)	
Dale McCourt.....	1977-78 to 81-82
Mark Lofthouse.....	1981-82
Claude Loiselle.....	1982-83
Ron Duguay.....	1983-84 to 85-86
Joe Murphy.....	1986-87 to 89-90
Jimmy Carson.....	1989-90 to 91-92

## NO. 11

Hobie Kitchen.....	1926-27
Jim Riley.....	1926-27
Bernie Brophy.....	1928-29 to 29-30
Jim Herberts.....	1929-30
Tom Filmore.....	1930-31 to 31-32
Frank Steele.....	1930-31
Art Gagne.....	1931-32
Hap Emms.....	1931-32 to 33-34
Gord Pettinger.....	1934-35 to 37-38
Earl Roche.....	1934-35
Scotty Bowman.....	1934-35
Wally Kilrea.....	1934-35
Red Beattie.....	1937-38
Ken Doraty.....	1937-38
Eddie Wares.....	1937-38 to 42-43
Billy Thompson.....	1938-39
Sid Abel.....	1939-40
Adam Brown.....	1943-44, 45-46 to 46-47
Jud McAtee.....	1944-45
Byron McDonald.....	1944-45
Pete Horeck.....	1946-47 to 48-49



# DETROIT RED WINGS ALL-TIME NUMBERS

Barry Sullivan	1947-48	Pit Martin	1963-64
Max McNab	1949-50	John MacMillan	1963-64
Gayle Stewart	1950-51	Bob Dillabough	1963-64
Marty Pavelich	1951-52 to 56-57	Ron Murphy	1964-65 to 65-66
John Wilson	1957-58	Bruce MacGregor	1965-66 to 70-71
Nick Mickowski	1957-58 to 58-59	Tom Miller	1970-71
Gary Aldcorn	1959-60 to 60-61	Ab McDonald	1971-72
Vic Stasiuk	1960-61 to 62-63	Henry Boucha	1971-72
Warren Godfrey	1963-64	Randy Manery	1971-72
Irv Spencer	1963-64 to 64-65	Bob Cook	1972-73
Lowell MacDonald	1964-65	Garnet Bailey	1972-73 to 73-74
John MacMillan	1964-65	Dan Gruen	1973-74
Bob Dillabough	1964-65	Marcel Dionne	1974-75
Jim Watson	1964-65	Bryan Hextall	1975-76
Val Fonteyne	1964-65 to 65-66	J.P. Leblanc	1975-76 to 77-78
Pete Mahovich	1966-67, 68-69	Fern Leblanc	1977-78
Jim Peters Jr.	1966-67 to 67-68	Errol Thompson	1977-78 to 80-81
Gerry Abel	1966-67	Brent Peterson	1980-81 to 81-82
Gary Monahan	1969-70	Tom Rowe	1982-83
Gary Croteau	1969-70	Ivan Boldirev	1982-83 to 84-85
Hank Monteith	1969-70 to 70-71	Adam Oates	1985-86
Don Luce	1970-71	Billy Carroll	1985-86 to 86-87
Leon Rochefort	1971-72 to 72-73	Adam Graves	1987-88 to 89-90
Brian Lavender	1972-73	Sheldon Kennedy	1989-90 to 90-91
Len Fontaine	1973-74	Jimmy Carson	1991-92 to 92-93
Chris Evans	1973-74	Mile Sillinger	1993-94 to 94-95
Hank Nowak	1974-75	Bob Errey	1994-95 to 96-97
Walt McKechnie	1974-75 to 76-77, 81-82 to 82-83		
Rick Bowness	1977-78		
John Taft	1978-79		
Lorry Gloeckner	1978-79		
Pete Mahovich	1979-80 to 80-81		
Murray Craven	1983-84		
Blake Dunlop	1983-84		
Brad Smith	1984-85		
Rick Zombo	1984-85		
Ted Speers	1985-86		
Shawn Burr	1984-85 to 94-95		
Mathieu Dandenault	1995-96 to 03-04		
Dan Cleary	2005-06 to 12-13; 14-15		
Daniel Alfredsson	2013-14		

## NO. 12

Fred Gordon	1926-27
Larry Aurie	1927-28
Pete Bellefeuille	1928-29
Red Green	1928-29
Jim Herberts	1929-30
Stan McCabe	1929-30
John Sorrell	1930-31 to 31-32
Walt Buswell	1932-33 to 34-35
Hec Kilrea	1935-36 to 39-40
Byron McDonald	1939-40
Sid Abel	1940-41 to 42-43, 46-47 to 51-52
(Retired Apr. 29, 1995)	
Joe Carveth	1943-44 to 45-46
Glen Skov	1952-53 to 54-55
Ed Sanford	1955-56
Metro Prystai	1955-56 to 57-58
Bill Dineen	1957-58
Tony Leswick	1957-58
Dunc Fisher	1958-59
Gene Achtymichuk	1958-59
Stu McNeill	1958-59
Chuck Holmes	1958-59
Val Fonteyne	1959-60 to 61-62
Alex Faulkner	1962-63 to 63-64

## NO. 13

Harold Hart	1926-27
Vyacheslav Kozlov	1991-92 to 00-01
Pavel Datsyuk	2001-02 to 15-16

## NO. 14

Herb Stuart	1926-27
Percy Traub	1927-28
Frank Daley	1928-29
Rusty Hughes	1929-30
Stan McCabe	1930-31
Doug Young	1931-32
Stu Evans	1932-33
Fred Robertson	1933-34
Lloyd Gross	1933-34
Gus Marker	1933-34
Desse Roche	1934-35
Lorne Duguid	1934-35
Wilf Starr	1935-36
Mud Bruneteau	1935-36 to 37-38
Hal Mackie	1936-37 to 37-38
Alex Motter	1937-38 to 38-39
Sid Abel	1938-39
Gus Giesebrecht	1939-40 to 41-42
Ken Kilrea	1939-40
Joe Fisher	1939-40
Gerry Brown	1941-42
Joe Carveth	1942-43
Bernie Ruelle	1943-44
Bill Jennings	1943-44
Ted Lindsay	1944-45 to 46-47
Bep Guidolin	1947-48 to 48-49
Bud Poile	1948-49
Pete Babando	1949-50
Metro Prystai	1950-51
Glen Skov	1950-51 to 51-52
Reg Sinclair	1952-53
Dutch Reibel	1953-54 to 54-55
Real Chevrefils	1955-56



# DETROIT RED WINGS ALL-TIME NUMBERS

Lorne Ferguson	1955-56 to 57-58	Cully Simon	1942-43
Jack McIntyre	1957-58 to 58-59	Frank Bennett	1943-44
Claude LaForge	1958-59	Dalton Smith	1943-44
Gerry Melnyk	1959-60 to 60-61	Billy Reay	1943-44
Ed Litzenberger	1961-62	Lude Check	1943-44
Len Lunde	1961-62	Larry Thibeault	1944-45
Bill McNeill	1962-63	Enio Scisizzi	1947-48
Larry Jeffrey	1962-63 to 64-65	Fern Gauthier	1948-49
Butch Paul	1964-65	Nelson Podolsky	1948-49
Billy Harris	1965-66	Marty Pavelich	1949-50 to 50-51
Parker MacDonald	1965-66 to 66-67	Larry Wilson	1951-52
Murray Hall	1966-67	Alex Delvecchio	1951-52 to 54-55
Doug Roberts	1966-67 to 67-68	Lorne Davis	1954-55
Real Lemieux	1966-67	Larry Hillman	1954-55 to 55-56
Craig Cameron	1966-67	Billy Dea	1956-57 to 57-58
Gary Marsh	1967-68	Metro Prystai	1957-58
Nick Libett	1967-68 to 78-79	Dennis Olson	1957-58
Dennis Sobchuk	1979-80	Don Poile	1957-58
Alex Pirus	1979-80	Billy McNeill	1958-59 to 59-60
Mike Blaisdell	1980-81	Jack McIntyre	1959-60
Mal Davis	1980-81	Howie Glover	1960-61 to 61-62
Don Murdoch	1981-82	Charlie Holmes	1961-62
Stan Weir	1982-83	Wayne Rivers	1961-62
Lane Lambert	1983-84 to 85-86	Pit Martin	1961-62
Doug Shedden	1985-86 to 86-87	Allan Johnson	1962-63
Brent Ashton	1986-87 to 87-88	Andre Pronovost	1962-63 to 63-64
Miroslav Frycer	1988-89	Ted Lindsay	1964-65
Randy McKay	1988-89	Irv Spencer	1965-66
Torrie Robertson	1988-89 to 89-90	Gary Jarrett	1966-67
Brent Fedyk	1990-91 to 91-92	Ray Cullen	1966-67
Jim Hiller	1992-93	Bart Crashley	1967-68
Andrew McKim	1994-95	Galen Head	1967-68
Aaron Ward	1996-97	Ron Anderson	1968-69
Brendan Shanahan	1996-97 to 05-06	Fred Speck	1968-69
Derek Meech	2007-08 to 09-10	Sandy Snow	1968-69
<b>GUSTAV NYQUIST</b>	<b>2011-12 TO PRESENT</b>	Hank Monteith	1968-69 to 69-70
		Al Karlander	1969-70 to 72-73
		Rene Leclerc	1970-71
		Robbie Ftorek	1973-74
		Bill Hogaboam	1973-74 to 75-76
		Brian Watts	1975-76
		Fred Williams	1976-77
		Paul Woods	1977-78 to 83-84
		Claude Loiselle	1984-85
		Chris Cichocki	1985-86 to 86-87
		Mel Bridgman	1986-87 to 87-88
		Paul MacLean	1988-89
		Brent Fedyk	1989-90
		Johan Garpenlov	1990-91 to 91-92
		Sheldon Kennedy	1992-93 to 93-94
		Mike Ramsey	1995-96
		Tomas Holmstrom	1996-97 to 97-98
		Dmitri Mironov	1997-98
		Todd Gill	1998-99
		Yan Golubovsky	1999-00
		Pat Verbeek	1999-00 to 00-01
		Ladislav Kohn	2001-02
		Jason Woolley	2002-03 to 03-04
		Josh Langfield	2006-07
		<b>RILEY SHEAHAN</b>	<b>2011-12 TO PRESENT</b>

## NO. 15

Jack Arbour	1926-27
Frank Sheppard	1927-28
Pete Bellefeuille	1929-30
Roland Matte	1929-30
Jim Creighton	1930-31 to 31-32
John Newman	1930-31
Hec Kilrea	1931-32
Gus Marken	1932-33
Ron Moffatt	1932-33
Gord Pettinger	1933-34
Gene Carrigan	1933-34
George Patterson	1934-35
Lloyd Gross	1934-35
Wilf Starr	1934-35
Pete Kelly	1935-36 to 36-37
John Sherf	1937-38 to 38-39
Clarence Drouillard	1937-38
Carl Liscombe	1937-38
Ron Hudson	1937-38
Don Deacon	1938-39
Dave Trotter	1938-39
Phil Besler	1938-39
Eddie Bush	1938-39
Buck Jones	1938-39
Jack Keating	1939-40
Connie Brown	1939-40, 41-42
Archie Wilder	1940-41
Ed Bruneteau	1940-41, 44-45 to 47-48
Ken Kilrea	1941-42, 42-43
Bill Quackenbush	1942-43

## NO. 16

Harold Hicks	1930-31
Leroy Goldsworthy	1930-31
Emil Hanson	1932-33
Carl Voss	1932-33
Gus Marker	1933-34
Harry Foster	1933-34



# DETROIT RED WINGS ALL-TIME NUMBERS

Wilf Starr	1933-34	John Doran	1937-38
Ron Moffatt	1933-34	John Sorrell	1937-38
Yank Boyd	1934-35	Mud Bruneteau	1937-38
Scotty Bowman	1935-36 to 38-39	Charlie Conacher	1938-39
John Gallagher	1936-37	Cecil Dillon	1939-40
Rollie Roulston	1936-37 to 37-38	Bert Peer	1939-40
Buck Jones	1938-39	Joe Carveth	1940-41 to 41-42
Jack Stewart	1938-39	Joe Fisher	1940-41
Jim Orlando	1939-40	Bob Whitelaw	1941-42
Les Douglas	1940-41	Harry Watson	1942-43
Clarence Behling	1940-41	John Sherf	1943-44
Bill Jennings	1940-41 to 42-43	Frank Kane	1943-44
Joe Fisher	1941-42 to 42-43	Jud McAtee	1943-44
Adam Brown	1941-42 to 42-43	Ken Kilrea	1943-44
Connie Brown	1942-43	Hy Buller	1943-44
Bill Quackenbush	1943-44 to 45-46	Tony Bukovich	1943-44
Rollie Rossignol	1943-44	Billy Thompson	1943-44
Steve Wochy	1946-47	Steve Wochy	1944-45
Gerry Couture	1946-47	Earl Siebert	1944-45 to 45-46
Lloyd Doran	1946-47	Doug McCaig	1945-46
Calum MacKay	1946-47	Gordie Howe	1946-47 to 47-48
Jim McFadden	1947-48 to 50-51	Don Morrison	1947-48 to 48-49
John Wilson	1951-52 to 54-55	Pat Lundy	1948-49
Fred Glover	1951-52	Fred Glover	1949-50, 51-52
Enio Scisizzi	1951-52	Joe Carveth	1949-50 to 50-51
Norm Ullman	1955-56 to 57-58	Metro Prystai	1950-51
Jack Hendrickson	1958-59	Alex Delvecchio	1950-51
Jake McIntyre	1958-59 to 59-60	John Wilson	1951-52
Brian Smith	1959-60 to 60-61	Red Almas	1952-53
Claude Laforge	1960-61	Larry Wilson	1952-53
Ed Diachuk	1960-61	Marcel Bonin	1952-53 to 53-54
Bruce MacGregor	1960-61 to 65-66	Bill Dineen	1953-54 to 56-57
Bob Wall	1965-66	Forbes Kennedy	1957-58 to 59-60
Ted Hampson	1966-67 to 67-68	Murray Oliver	1959-60
Garry Unger	1967-68	Allan Johnson	1960-61
Ron Harris	1968-69 to 71-72	Claude Laforge	1961-62
Henry Boucha	1972-73 to 73-74	Bo Elik	1962-63
Earl Anderson	1974-75	Roger Lafreniere	1962-63
Michel Bergeron	1974-75 to 77-78	Floyd Smith	1962-63 to 67-68
Andre St. Laurent	1977-78 to 78-79	Ted Hampson	1964-65
Tom Webster	1979-80	Wayne Connelly	1968-69 to 70-71
Rejean Cloutier	1979-80	Tim Ecclestone	1970-71 to 73-74
Jody Gage	1980-81	Pierre Jarry	1973-74 to 74-75
Mark Kirtan	1981-82 to 82-83	Brian Murphy	1974-75
Bobby Francis	1982-83	Ken Mann	1975-76
Kelly Kisio	1982-83 to 85-86	Bobby Sheehan	1976-77
Ric Seiling	1986-87	Steve Coates	1976-77
John Chabot	1987-88 to 90-91	Al McDonough	1977-78
Vladimir Konstantinov	1991-92 to 96-97	Dave Hanson	1978-79
		Rob Plumb	1978-79
		Mike Foligno	1979-80 to 81-82
		Jody Gage	1981-82
		Mark Lofthouse	1982-83
		Bob Crawford	1982-83
		Brad Smith	1982-83
		Ed Johnstone	1983-84
		Gerald Gallant	1984-85 to 92-93
		Doug Brown	1994-95 to 00-01
		Brett Hull	2001-02 to 03-04
		Brad Norton	2006-07
		Kyle Calder	2006-07
		Dallas Drake	2007-08
		Patrick Eaves	2009-10 to 13-14
		David Legwand	2013-14
		Dan Cleary	2014-15
		Brad Richards	2015-16

## NO. 17

Frank Frederickson	1930-31
Leroy Goldsworthy	1932-33
Ron Moffatt	1933-34 to 34-35
Burr Williams	1933-34
Gene Carrigan	1933-34
Ed Wiseman	1935-36
Wally Kilrea	1935-36, 37-38
Art Giroux	1935-36
John Sherf	1935-36
Don Deacon	1936-37
Hal Mackie	1936-37
John Gallagher	1936-37
Jim Orlando	1936-37 to 37-38
Carl Liscombe	1937-38
Ron Hudson	1937-38
Pete Bessone	1937-38
Ken Doraty	1937-38



# DETROIT RED WINGS ALL-TIME NUMBERS

## NO. 18

Bob Davis	1932-33
Ron Moffatt	1933-34
Rollie Roulston	1935-36
John Sherf	1936-37
Charlie Mason	1938-39
Jack Stewart	1938-39
Connie Brown	1938-39, 40-41
Pete Kelly	1938-39
Don Grosso	1939-40
Hec Kilrea	1939-40
Dutch Hiller	1941-42
Pat McReavy	1941-42
Doug McCaig	1941-42
Cully Simon	1942-43
John Holota	1942-43, 45-46
Les Douglas	1942-43
Jud McAtee	1942-43
Bernie Ruelle	1943-44
Ed Bruneteau	1943-44, to 44-45
Hy Buller	1943-44
Gerry Brown	1945-46
Rollie Rossignol	1945-46
Jim Conacher	1945-46, to 48-49
Doug Baldwin	1946-47
Gerry Couture	1948-49, to 50-51
Marcel Pronovost	1951-52
Larry Ziedel	1952-53
Bill Folk	1952-53
Jim Hay	1952-53, 54-55
Al Arbour	1953-54
Ed Zeniuk	1954-55
Keith Allen	1954-55
Bucky Hollingworth	1955-56, to 56-57
Dale Anderson	1956-57
Gord Strate	1957-58
Pete Goegon	1957-58, 62-63, to 64-65
Gus Mortson	1958-59
Jim Morrison	1959-60
Lloyd Haddon	1959-60
Gerry Odrowski	1960-61, to 61-62
Ron Harris	1962-63
Dave Lucas	1962-63
Ian Cushman	1963-64
John Miszuk	1963-64
Gary Bergman	1964-65
Bryan Watson	1965-66, to 66-67
Ted Taylor	1966-67
Warren Godfrey	1966-67
Jim Watson	1967-68
Dan Lawson	1968-69
Ed Hatoum	1968-69
Matt Ravlich	1969-70
Dale Rolfe	1969-70
Gerry Hart	1970-71, to 71-72
Bill Sutherland	1971-72
Rick McCann	1971-72
Len Fontaine	1972-73
Blair Stewart	1973-74
Brian Lavender	1973-74
Bryan Watson	1973-74, to 76-77
Kevin Schamehorn	1976-77
Rob Plumb	1977-78
Fern Leblanc	1978-79
J.P. Leblanc	1978-79
Mal Davis	1978-79
George Lyle	1979-80, to 81-82
Danny Gare	1981-82, to 85-86
Basil McRae	1986-87

Mark Kumpel	1986-87, to 87-88
Kris King	1988-89
Kevin McClelland	1989-90, to 90-91
Alan Kerr	1991-92
John Ogradnick	1992-93
Chris Tancill	1992-93
Mark Pederson	1993-94
Mike Krushelnyski	1994-95
Kirk Maltby	1995-96, to 09-10
Ian White	2011-12, to 12-13
Joakim Andersson	2013-14, to 2015-16
<b>ROBBIE RUSSO</b>	<b>2016-17 TO PRESENT</b>

## NO. 19

Jack Stewart	1938-39
Sid Abel	1938-39
Gus Giesebrecht	1938-39
Ron Hudson	1939-40
Art Herchenratter	1940-41
Hal Jackson	1940-41
Harry Watson	1945-46
Cliff Simpson	1946-47
Les Douglas	1946-47
Tony Licari	1946-47
Hugh Millar	1946-47
Max McNab	1947-48
Marty Pavelich	1947-48, to 48-49
Steve Black	1949-50, to 50-51
Vic Stasiuk	1950-51, 52-53, to 54-55
Larry Ziedel	1951-52, to 52-53
Bill Folk	1951-52
Larry Jankowski	1952-53
Steve Hrvmnak	1952-53
Keith Allen	1953-54
Don Poile	1954-55
Jerry Toppazini	1955-56
Murray Costello	1955-56, to 56-57
Billy McNeill	1956-57, 63-64
Tom McCarthy	1957-58, to 58-59
Brian Smith	1957-58
Dave Amadio	1957-58
Bucky Hollingworth	1957-58
Gerry Ehman	1958-59
Gord Strate	1958-59
Lou Marcon	1958-59, to 59-60
Pete Goegon	1959-60
Parker MacDonald	1960-61
Marc Roileau	1961-62
Bob Dillabough	1961-62
Val Fonteyne	1962-63
Wayne Muloin	1963-64
John MacMillan	1963-64
Paul Henderson	1963-64, to 67-68
Pete Stenkowski	1968-69, to 70-71
Hank Monteith	1970-71
Doug Volmar	1970-71
Jim Krulicki	1970-71
Bob Wall	1971-72
Gary Doak	1972-73
Rick Foley	1973-74
Ted Harris	1973-74
Jean Hamel	1973-74
Mike Korney	1974-75, to 75-76
Barry Salovaara	1974-75
Mike Wong	1975-76
Rick Wilson	1976-77
John Hilworth	1977-78
Dennis Hull	1977-78





# DETROIT RED WINGS ALL-TIME NUMBERS

Roland Cloutier	1978-79	Marcel Pronovost	1950-51
Dan Bolduc	1978-79 to 79-80	Guyle Fielder	1952-53
Mal Davis	1980-81	Bill Dineen	1953-54
Gary MacAdam	1980-81	Earl Johnson	1953-54
Eric Vail	1981-82	Gilles Dube	1953-54
Ivan Boldirev	1982-83	Norm Corcoran	1955-56
Randy Ladouceur	1982-83	Ed Stankiewicz	1955-56
Steve Yzerman	1983-84 to 05-06	Cummy Burton	1955-56
	(retired Jan. 2, 2007)	Gerry Melnyk	1955-56
		Gord Strate	1956-57
		Tom McCarthy	1956-57
		Bob Bailey	1956-57

## NO. 20

Sid Abel	1938-39	Bucky Hollingworth	1957-58
Jack Keating	1938-39	Jack Hendrickson	1957-58
Bob Whitelaw	1940-41	Billy McNeill	1957-58
Rudy Zunich	1943-44	Charlie Burns	1958-59
Tony Bukovich	1944-45	John McKenzie	1959-60 to 60-61
Gerry Couture	1945-46	Lou Marcon	1960-61, 62-63
John Mowers	1946-47	Larry Jeffrey	1961-62 to 62-63
Red Kelly	1947-48 to 48-49	Eddie Joyal	1962-63 to 64-65
Enio Scisizzi	1948-49 to 49-50	Ted Hampson	1963-64
Larry Wilson	1949-50	Val Fonteyne	1964-65
Glen Skov	1949-50	Andre Pronovost	1964-65
Gord Haidy	1949-50	Claude Laforge	1964-65
Leo Gravelle	1950-51	Jim Peters Jr.	1964-65
Max McNab	1950-51	Andy Bathgate	1965-66 to 66-67
Jim Hay	1953-54	Warren Godfrey	1967-68
Jim Peeters	1953-54	John Brenneman	1967-68
Marcel Bonin	1954-55	Irv Spencer	1967-68
John Bucyk	1955-56 to 56-57	Pete Mahovlich	1967-68
Don Poile	1957-58	Jim Watson	1968-69
Bob Bailey	1957-58	Gerry Hart	1968-69
Len Lundie	1958-59 to 61-62	Mike McMahon	1969-70
Bob Solinger	1959-60	Billy Dea	1969-70 to 70-71
Howie Young	1961-62	Mike Robitaille	1970-71
Parker MacDonald	1961-62 to 64-65	Serge Lajeunesse	1971-72
Don McKenney	1965-66	Ron Stackhouse	1971-72 to 73-74
Murray Hall	1965-66	Jack Lynch	1973-74
Dean Prentice	1965-66 to 68-69	Danny Grant	1974-75 to 77-78
Ed Hatoum	1969-70	Roland Cloutier	1977-78
Jim Niekamp	1970-71	J.P. Leblanc	1977-78
Mickey Redmond	1970-71 to 75-76	Dan Labraaten	1978-79 to 80-81
Dwight Schofield	1976-77	Earl Ingarfield	1980-81
Don Martineau	1976-77	Mike Blaisdell	1981-82 to 82-83
Vaclav Nedomansky	1977-78 to 81-82	Claude Loiselle	1983-84, 85-86
Dwight Foster	1982-83 to 85-86	Brad Smith	1983-84
Tim Higgins	1986-87 to 88-89	Jody Gage	1983-84
Greg C. Adams	1989-90	Frank Cernik	1984-85
Marc Potvin	1990-91	Adam Oates	1986-87 to 88-89
Brad Marsh	1990-91 to 91-92	Borje Salming	1989-90
Martin Lapointe	1992-93 to 2000-01	Paul Ysebaert	1990-91 to 92-93
Luc Robitaille	2001-2002 to 2002-03	Bob Halkidis	1993-94 to 1994-95
Mark Mowers	2003-04	Mark Ferner	1994-95
Robert Lang	2003-04 to 2006-07	Bob Errey	1995-96 to 96-97
Aaron Downey	2007-08 to 2008-09	Darryl Laplante	1997-98 to 99-00
Brad May	2009-10	Boyd Devereaux	2000-01 to 03-04
Drew Miller	2009-10 to 2016-17	Ville Leino	2008-09 to 09-10

## NO. 21

Pete Kelly	1938-39
Ken Kilrea	1938-39, 40-41
Carl Smith	1943-44
Doug McCaig	1945-46
Rollie McLarenahan	1945-46
Thain Simon	1946-47
Al Dewsberry	1946-47
Enio Scisizzi	1947-48
Rod Morrison	1947-48
Lee Fogotin	1948-49

## NO. 22

Don Deacon	1938-39
Hy Butler	1944-45
Les Douglas	1945-46
Doug McCaig	1946-47
Ed Bruneteau	1947-48
Fred Glover	1948-49
Al Dewsbury	1949-50
Marcel Pronovost	1949-50
Clare Raglan	1950-51

**TOMAS TATAR** 2010-11 TO PRESENT



# DETROIT RED WINGS ALL-TIME NUMBERS

Ben Woit	1950-51	Bill Lochead	1974-75 to 78-79
Vic Stasiuk	1951-52	Roland Cloutier	1978-79
Glenn Hall	1952-53	Glen Hicks	1979-80
Len Haley	1959-60 to 60-61	Mark Kirtan	1980-81
Stu McNeill	1959-60	Mark Osborne	1981-82 to 82-83
Paul Henderson	1962-63	Bob Manno	1983-84 to 84-85
Gerry Odrowski	1962-63	Rick MacLeish	1983-84
Bob Dillabough	1962-63	Basil McRae	1985-86
Roger Crozier	1963-64	Rick Zombo	1985-86
Harrison Gray	1963-64	Lee Norwood	1986-87 to 90-91
Pat Rupp	1963-64	Kevin Miller	1990-91 to 91-92
Bob Champoux	1963-64	Mike Sillinger	1992-93
Carl Wetzel	1964-65	Greg Johnson	1993-94 to 96-97
Butch Paul	1964-65	Mike Ramsey	1996-97
Pete Goegan	1964-65	Stacy Roest	1999-00, 02-03
Ab McDonald	1965-66 to 66-67	Todd Gill	1999-00 to 00-01
Howie Young	1966-67	Mathieu Schneider	2002-03 to 06-07
Dan Lawson	1967-68	Brad Stuart	2007-08 to 11-12
Nick Libett	1967-68	<b>BRIAN LASHOFF</b>	<b>2012-13 TO 14-15; 16-17 TO PRESENT</b>
Ron Anderson	1967-68		
Bob Falkenberg	1970-71		
Rick McCann	1970-71		
Bill Collins	1970-71 to 73-74		
Blair Stewart	1973-74		
Nelson Pyatt	1974-75		
Dennis Polonich	1974-75		
Larry Giroux	1974-75		
Mike Wong	1975-76		
Dennis Hextall	1975-76 to 78-79		
Bill Hogaboam	1978-79 to 79-80		
Glen Hicks	1980-81		
Greg Joly	1981-82 to 82-83		
Murray Craven	1982-83		
Brad Park	1983-84 to 84-85		
Doug Houda	1985-86		
Glenn Merkosky	1985-86		
Dave Barr	1986-87 to 90-91		
Martin Lapointe	1991-92		
Dino Ciccarelli	1992-93 to 95-96		
Mike Knuble	1996-97 to 97-98		
Phillipe Audet	1998-99		
Yuri Butsayev	1999-00 to 00-01		
Anders Myrvold	2003-04		
Brett Lebda	2005-06 to 09-10		
Mike Commodore	2011-12		
Jordin Tootoo	2012-13 to 13-14		
<b>MATT LORITO</b>	<b>2016-17 TO PRESENT</b>		

## NO. 23

Enio Schlisizzi	1946-47
Ed Nicholson	1947-48
John Wilson	1949-50 to 50-51
Marcel Pronovost	1950-51
Warren Godfrey	1964-65
Bob Wall	1964-65
Gary Bergman	1965-66
Pete Goegan	1966-67
Dave Rochefort	1966-67
Pete Stelmowski	1967-68
Doug Volmar	1969-70
Jim Shires	1970-71
Guy Charron	1970-71
Robbie Ftorek	1972-73
Rick Newell	1972-73
Bill Hogaboam	1972-73
Dan Gruen	1972-73
Tord Lundstrom	1973-74
Nelson Pyatt	1973-74
Nelson DeBenedet	1973-74

## NO. 25

Don Grosso	1938-39
Fern Gauthier	1946-47
Cliff Simpson	1946-47
Tom Gratton	1947-48
Leo Fogolin	1947-48
Ed Stankiewicz	1953-54
Hank Bassen	1963-64
Murray Hall	1964-65 to 65-66
Warren Godfrey	1965-66
Jim Peters	1965-66
Doug Roberts	1965-66
Bob McCord	1965-66
George Gardner	1965-66
Serje Lajeunesse	1972-73
Tom Mellor	1973-74



# DETROIT RED WINGS ALL-TIME NUMBERS

Rick Newell	1973-74	Bob Wilkie	1990-91
Blair Stewart	1974-75	Sheldon Kennedy	1991-92
Mike Bloom	1974-75 to 76-77	Dallas Drake	1992-93 to 93-94
Dave Kelly	1976-77	Tomas Sandstrom	1996-97
Larry Wright	1977-78	Yan Golubovsky	1997-98 to 98-99
Bjorn Skaare	1978-79	Steve Duchesne	1999-00 to 01-02
Greg Carroll	1979-80	Kevin Miller	2003-04
Kevin Schamehorn	1979-80	Tomas Kopecky	2005-06 to 06-07
John Ogradnick	1979-80 to 86-87, 92-93	Brian Rafalski	2007-08 to 10-11
Dave Lewis	1986-87 to 87-88	Carlo Colaiacovo	2012-13
Jim Pavese	1987-88 to 88-89	Marek Zidlicky	2014-15
Randy McKay	1988-89		
Mark Habscheid	1989-90 to 90-91		
Troy Crowder	1991-92		
Darren McCarty	1993-94 to 03-04; 07-08 to 08-09		
Cory Emmerton	2012-13 to 13-14		

**MIKE GREEN** 2015-16 TO PRESENT

## NO. 26

Nelson Pyatt	1973-74
Doug Roberts	1973-74 to 74-75
Al Cameron	1975-76 to 78-79
Steve Short	1978-79
Jim Korn	1979-80 to 81-82
Larry Trader	1982-83
Ken Solheim	1982-83
Barry Melrose	1983-84
Joe Kocur	1984-85 to 90-91, 96-97 to 99-00
Ray Sheppard	1991-92 to 94-95
Wes Walz	1995-96
Anders Eriksson	1996-97
Jiri Hudler	2003-04 to 08-09; 10-11 to 11-12
Tomas Jurco	2013-14 to 16-17

## NO. 27

Max McNab	1947-48
Doug McKay	1949-50
Frank Mahovlich	1967-68 to 70-71
Doug Volmar	1971-72
Denis DeJordy	1973-74
Jim Rutherford	1973-74
Brian McCutcheon	1974-75
Phil Roberto	1974-75 to 75-76
Buster Harvey	1975-76 to 76-77
Bob Ritchie	1976-77 to 77-78
Brent Peterson	1978-79 to 80-81
Brad Smith	1980-81 to 81-82, 83-84
Reg Leach	1982-83
Pierre Aubry	1983-84
Darryl Sittler	1984-85
Harold Snepsts	1985-86 to 87-88
Doug Houda	1988-89 to 90-91
Brian MacLellan	1991-92
Jim Cummins	1992-93
Micah Alivazoff	1993-94
Jason York	1994-95
Mark Ferner	1994-95
Marc Bergevin	1995-96
Aaron Ward	1996-97 to 00-01
Fredrik Olausson	2001-02
Patrick Boileau	2002-03
Darryl Bootland	2003-04 to 2006-07
Kyle Quincey	2011-12 to 2015-16

## NO. 28

Barry Salovaara	1975-76
Reed Larson	1976-77 to 85-86
Dale Krentz	1986-87; 88-89
Brent Fedyk	1987-88

## NO. 29

Terry Sawchuk	1968-69
Don Martineau	1975-76
Brian McCutcheon	1975-76 to 76-77
Fred Berry	1976-77
Ed Giacomin	1976-77
Tim Sheehy	1977-78
John Hilworth	1978-79 to 79-80
Joe Paterson	1980-81 to 81-82
Greg Stefan	1981-82
Ted Nolan	1981-82
Jim Rutherford	1983-84 to 86-87
Randy Ladouceur	1983-84 to 86-87
Gilbert Delorme	1986-87 to 88-89
Chris Kotsopoulos	1989-90
Randy McKay	1989-90 to 90-91
Doug Crossman	1991-92
Dennis Vial	1992-93
Aaron Ward	1993-94
Sergei Bautin	1993-94
Mike Vernon	1994-95 to 96-97
Todd Gill	1999-00
Jason Williams	2000-01 to 06-07; 09-10
Ty Conklin	2008-09; 11-12
Landon Ferraro	2013-14 to 2015-16
Steve Ott	2016-17

## NO. 30

Hank Bassen	1965-66 to 66-67
George Gardner	1966-67 to 67-68
Roger Crozier	1967-68
Roy Edwards	1968-69 to 70-71
Jim Rutherford	1970-71
Gerry Gray	1970-71
Don McLeod	1970-71
Al Smith	1971-72
Denis DeJordy	1972-73
Doug Grant	1973-74
Bill McKenzie	1974-75
Terry Richardson	1974-75, 76-77
Pete McDuffe	1975-76
Ron Low	1977-78
Rogie Vachon	1978-79 to 79-80
Gilles Gilbert	1980-81
Corrado Micallef	1981-82
Greg Stefan	1982-83 to 89-90
Chris Osgood	1993-94 to 00-01, 05-06 to 10-11

## NO. 31

Andy Brown	1971-72 to 72-73
Doug Grant	1974-75 to 75-76
Ed Giacomin	1975-76 to 77-78
Larry Lozinski	1980-81
Claude Legris	1980-81 to 81-82
Al Jensen	1980-81
Bob Sauve	1981-82
Corrado Micallef	1982-83



# DETROIT RED WINGS ALL-TIME NUMBERS

Chris Pusey	1985-86	Chris Luongo	1990-91
Mark Laforest	1985-86 to 86-87	Vincent Riendeau	1991-92 to 93-94
Darren Eliot	1987-88	Tim Taylor	1994-95 to 96-97
Tim Cheveldae	1988-89	Kevin Hodson	1998-99
Alain Chevrier	1990-91	Marc Rodgers	1999-00
Scott King	1991-92	Mikael Samuelsson	2005-06 to 08-09, 12-13 to 13-14
Peter Ing	1993-94	Doug Janik	2009-10 to 11-12
Kevin Hodson	1995-96 to 98-99	<b>EVGENY SVECHNIKOV</b>	<b>2016-17 TO PRESENT</b>
Ken Wregget	1999-00		
Curtis Joseph	2002-03 to 03-04		
Joey MacDonald	2006-07 to 11-12		
<b>JARED COREAU</b>	<b>2016-17 TO PRESENT</b>		

## NO. 32

Bruce Eakin	1985-86	Murray Eaves	1987-88
Jeff Sharples	1986-87	Jeff Brubaker	1988-89
Sam St. Laurent	1987-88	Scott King	1990-91
Tim Cheveldae	1989-90 to 93-94	Jason York	1992-93
Stu Grimson	1994-95 to 96-97	Bobby Dolas	1992-93
Maxim Kuznetsov	2000-01 to 01-02	Jason York	1993-94
Steve Thomas	2003-04	Tim Taylor	1993-94
Tomas Kopecky	2005-06	Norm Maracle	1998-99
Kris Newbury	2009-10	Nathan Robinson	2003-04
		Tom McCollum	2010-11, 14-15

## NO. 33

Bob Manno	1983-84 to 84-85	Dale Krentz	1987-88
Brent Ashton	1986-87	Brent Fedyk	1988-89
Doug Houda	1987-88	Doug Crossman	1990-91
John Blum	1988-89	Aaron Ward	1996-97
Yves Racine	1989-90 to 92-93	Stacy Roest	1999-00
Kris Draper	1993-94 to 10-11	Dominik Hasek	2001-02; 03-04; 06-07 to 07-08
		Johan Franzen	2005-06
		Jan Mursak	2010-11 to 12-13
		<b>ANTHONY MANTHA</b>	<b>2015-16 TO PRESENT</b>

## NO. 34

Andre St. Laurent	1983-84	Robie Vachon	1978-79
Ed Johnstone	1985-86	Gord Kruppke	1990-91
Sam St. Laurent	1986-87	Jason York	1994-95
Jeff Sharples	1987-88 to 88-89	Mark Major	1996-97
Daniel Shank	1989-90 to 90-91	Bill Ranford	1998-99
Greg Millen	1991-92	<b>HENRIK ZETTERBERG</b>	<b>2002-03 TO PRESENT</b>
Steve Maltais	1993-94		
Anders Eriksson	1995-96		
Norm Maracle	1997-98		
Jamie Macoun	1997-98 to 98-99		
Manny Legace	1999-00 to 05-06		
<b>PETR MRAZEK</b>	<b>2012-13 TO PRESENT</b>		

## NO. 35

Ken Holland	1983-84	Ed Mio	1983-84 to 85-86
Warren Young	1985-86	Brent Gilchrist	1997-98 to 01-02
Gilbert Delorme	1986-87	Ray Whitney	2003-04
Miroslav Ihnacak	1988-89	Valtteri Filppula	2005-06
Sam St. Laurent	1988-89 to 89-90	Chris Conner	2011-12
Dave Gagnon	1990-91	<b>LUKE GLENDENING</b>	<b>2013-14 TO PRESENT</b>
Allan Bester	1990-91 to 91-92		
Bob Essensa	1993-94		
Marc Lamothe	2003-04		
<b>JIMMY HOWARD</b>	<b>2005-06 TO PRESENT</b>		

## NO. 36

Steve Martinson	1987-88	Bernie Federko	1989-90
Per Djoos	1990-91	Sean Avery	2001-02
Dennis Vial	1990-91 to 91-92	Don MacLean	2005-06
B. J. Young	1999-00	Mattias Ritola	2007-08 to 09-10
Derek Meech	2006-07		
Garrett Stafford	2007-08		

## NO. 37

Kris King	1987-88	Murray Eaves	1989-90
John Mokosak	1989-90	Bill McDougall	1990-91
		Matt Hussey	2006-07
		<b>DARREN HELM</b>	<b>2007-08 TO PRESENT</b>

## NO. 38

Murray Eaves	1987-88
Jeff Brubaker	1988-89
Scott King	1990-91
Jason York	1992-93
Bobby Dolas	1992-93
Jason York	1993-94
Tim Taylor	1993-94
Norm Maracle	1998-99
Nathan Robinson	2003-04
Tom McCollum	2010-11, 14-15

## NO. 39

Dale Krentz	1987-88
Brent Fedyk	1988-89
Doug Crossman	1990-91
Aaron Ward	1996-97
Stacy Roest	1999-00
Dominik Hasek	2001-02; 03-04; 06-07 to 07-08
Johan Franzen	2005-06
Jan Mursak	2010-11 to 12-13
<b>ANTHONY MANTHA</b>	<b>2015-16 TO PRESENT</b>

## NO. 40

Robie Vachon	1978-79
Gord Kruppke	1990-91
Jason York	1994-95
Mark Major	1996-97
Bill Ranford	1998-99
<b>HENRIK ZETTERBERG</b>	<b>2002-03 TO PRESENT</b>

## NO. 41

Ed Mio	1983-84 to 85-86
Brent Gilchrist	1997-98 to 01-02
Ray Whitney	2003-04
Valtteri Filppula	2005-06
Chris Conner	2011-12
<b>LUKE GLENDENING</b>	<b>2013-14 TO PRESENT</b>

## NO. 42

Bernie Federko	1989-90
Sean Avery	2001-02
Don MacLean	2005-06
Mattias Ritola	2007-08 to 09-10

## NO. 43

Murray Eaves	1989-90
Bill McDougall	1990-91
Matt Hussey	2006-07
<b>DARREN HELM</b>	<b>2007-08 TO PRESENT</b>

## NO. 44

Glenn Merkosity	1989-90
Gord Kruppke	1993-94
Viacheslav Fetisov	1994-95
Anders Eriksson	1997-98 to 98-99
Yan Golubovskiy	1999-00
Mark Mowers	2003-04 to 05-06
Todd Bertuzzi	2006-07; 09-10 to 13-14



# DETROIT RED WINGS ALL-TIME NUMBERS

Mark Hartigan.....2007-08  
Aaron Downey.....2008-09

## NO. 45

Kyle Quincey.....2005-06

## NO. 46

Marc Potvin.....1990-91 to 91-92

Jakub Kindl.....2009-10

**BEN STREET.....2016-17 TO PRESENT**

## NO. 47

Jim Cummins.....1991-92

Alexey Marchenko.....2013-14 to 15-16

## NO. 48

Gary Shuchuk.....1990-91

Chris Tancill.....1991-92

Cory Emmerton.....2010-11 to 11-12

**RYAN SPROUL.....2013-14; 16-17 TO PRESENT**

## NO. 49

Andrej Nestrasil.....2014-15

**ERIC TANGRADI.....2015-16**

## NO. 50

Jonas Gustavsson.....2012-13 to 14-15

## NO. 51

Dmitri Mironov.....1997-98

Valtteri Filppula.....2006-07 to 12-13

**FRANS NIELSEN.....2016-17 TO PRESENT**

## NO. 52

Dave Lewis.....1986-87

Ryan Barnes.....2003-04

**JONATHAN ERICSSON.....2007-08 TO PRESENT**

## NO. 53

Adam Almqvist.....2013-14

Alexey Marchenko.....2016-17

## NO. 55

Dave "Tiger" Williams.....1984-85

Keith Primeau.....1990-91 to 95-96

Larry Murphy.....1996-97 to 00-01

Dmitri Bykov.....2002-03

**NIKLAS KRONWALL.....2003-04 TO PRESENT**

## NO. 56

Teemu Pulkkinen.....2013-14 to 15-16

## NO. 57

Mitch Callahan.....2013-14; 16-17

## NO. 59

**TYLER BERTUZZI.....2016-17 TO PRESENT**

## NO. 61

**XAVIER OUELLET.....2013-14 TO PRESENT**

## NO. 62

Thomas Vanek.....2016-17

## NO. 63

Joakim Andersson.....2011-12 to 2012-13

## NO. 65

**DANNY DeKEYSER.....2012-13 TO PRESENT**

## NO. 71

Wendel Clark.....1998-99

Jiri Slegel.....2001-02

Dan Cleary.....2013-14

**DYLAN LARKIN.....2015-16 TO PRESENT**

## NO. 72

Brad Smith.....1984-85

Erik Cole.....2014-15

**ANDREAS ATHANASIOU.....2015-16 TO PRESENT**

## NO. 76

Fabian Brunnstrom.....2011-12

## NO. 77

Paul Coffey.....1992-93 to 95-96

**DAN RENOUF.....2016-17 TO PRESENT**

## NO. 81

Marian Hossa.....2008-09

## NO. 82

Tomas Kopecky.....2007-08 to 08-09

## NO. 83

Tomas Nosek.....2015-16 to 16-17

## NO. 85

Petr Klima.....1985-86 to 89-90; 98-99

## NO. 90

Mike Modano.....2010-11

Stephen Weiss.....2013-14 to 14-15

## NO. 91

Sergei Fedorov.....1990-91 to 02-03

## NO. 93

**JOHAN FRANZEN.....2006-07 TO PRESENT**

## NO. 95

Danny Markov.....2006-07

## NO. 96

Tomas Holmstrom.....1997-98 to 11-12



# MEDIA INFORMATION & GUIDELINES

## PUBLIC RELATIONS DEPARTMENT

Todd Beam.....	Director of Public Relations
Kyle Kujawa .....	Communications Professional
Alex DiFilippo.....	Communications Professional
Jared Berson.....	Public Relations Assistant
Kevin Brown .....	Director of DRW Foundation and Community Relations
Anne Bowlby .....	Community Relations Manager
Merideth Gokey .....	Community Relations Coordinator
Kelsey Rentner .....	DRW Foundation Coordinator
Rachael Hille.....	Community Relations Assistant
Phone:.....	(313) 471-7531 — Fax (313) 567-0296
Media Hotline: .....	(313) 471-7599
Community Relations Hotline:.....	(313) 471-7524
Team Website & Twitter Account:.....	www.DetroitRedWings.com   @detroitredwings

### DETROIT RED WINGS PR DIGITAL PRESSBOX AND TWITTER ACCOUNT

The Detroit Red Wings' public relations department has expanded its media resources to include a digital pressbox within DetroitRedWings.com and a PR Twitter account (@DRWPR).

The digital pressbox can be accessed at [www.DetroitRedWings.com/media](http://www.DetroitRedWings.com/media). The online media hub will centralize all information relating to the team, including team and NHL media publications, player headshots and action shots, and visiting media information, and will be updated daily with press clippings, stat packets, press releases, game notes and practice schedules. Media may also apply for single-game credentials through the digital pressbox.

The department Twitter account (@DRWPR), will be used to provide media instant information about the team through press release links, practice schedule updates and other relevant media information. The account will also provide in-game updates about the Red Wings to note any milestones or statistical accomplishments.

Only previously-approved media members will be able to access these resources. Please contact a member of the public relations staff to register for the digital pressbox. Media may also continue to apply for credentials through the media hotline at (313) 471-7599.

**CREDENTIALS:** Access to Detroit Red Wings' home games and practices is available to accredited media specifically assigned to cover each event. Season credentials are granted to media covering ALL Red Wing home games.

Single-game credentials must be requested in writing, on letterhead, at least 24 hours in advance of each contest. **Only previously approved media** without season credentials should call the Media

Hotline (313) 471-7599 at least 24 hours in advance and leave a message requesting a single-game credential as well as seating and/or photographer positions if necessary.

Single-game credentials may be picked up at the Security Desk inside the West Gate of Joe Louis Arena beginning two hours prior to game time.

**SEATING:** Credentials permit access to the media lounge and to both team's post-game locker rooms. The press box can be





# MEDIA INFORMATION & GUIDELINES

accessed by taking the northeast elevators (nearest the media entrance) to Level 5. Exit left off the elevator, and proceed down the hallway to access the bridge to the Michigan First Credit Union East Gondola on the left side. The upper level of the gondola is for press and scouts and the lower level will seat home/visiting team personnel and broadcasts.

All media attending games are asked to phone the Media Hotline (313) 471-7599 at least 24 hours in advance to request press box seating.

**PRACTICE SCHEDULES:** The Media Hotline will be updated daily with upcoming practice times and event information. When available the visiting team's practice times in Detroit will be included in the message as well.

**PHOTOGRAPHERS:** Photo credentials will be issued on a single-game basis. Only those photographers on assignment from approved media outlets will be permitted access to games and practices. **Photo Editors** must call the Media Hotline prior to 2:00 pm on game days with the names of photographers shooting the game.

Credentialed photo runners are not permitted to stand on or near any shooting positions on the arena concourse or inside the bowl at any time during the game. Failure to comply with this policy will result in immediate removal from the arena along with confiscation of that individual's game credential. **FREELANCE PHOTOGRAPHERS WILL NOT BE ISSUED CREDENTIALS.**

Photographers must shoot from designated photo areas only. Photo positions are assigned by the Red Wings' PR office and posted in the press room approximately two hours prior to game time. Photographers requesting specific shooting locations must phone the Media Hotline (313) 471-7599 no later than 2 p. m. for evening games and 10 a. m. for matinees.

Photographers desiring to rent or use their own strobes must contact the Detroit Red Wings Public Relations Department at least 48 hours in advance of each contest.

**TELEVISION COVERAGE:** All local television stations are prohibited from shooting and distributing footage inside the Little

Caesars Arena bowl beginning 30 minutes prior to each contest and until all broadcast television rightsholders have signed off the air. Footage from the arena property and outer concourse area is permitted as long as the ice surface does not appear in any way in the shot.

Television cameras in the bowl are limited to natural arena light whenever players are on the ice surface. All local television stations desiring to shoot inside Little Caesars Arena must request to do so in advance through the Detroit Red Wings Public Relations Department.

**RADIO COVERAGE:** All non-rightsholder radio stations are not permitted to broadcast live from inside Little Caesars Arena beginning 30 minutes prior to each contest and until all rightsholders have signed off the air.

**MEDIA LOUNGE:** Media work space is also available in the media lounge. The media lounge is also accessed through the northeast elevators (nearest to the media entrance) down to the Event Level. Upon exiting the elevator, proceed through the double doors and make a left. The media lounge is a short walk down on the right side. A pre-game meal will be served 90 minutes prior to each contest. There is a minimal charge for the media. A work area with electrical outlets, wired connections and televisions is available in the media lounge.

**PARKING:** Limited parking for credentialed media by pass list is available at no charge in the surface lot at 2721 Cass Ave., located at the corner of Cass Ave. and Temple St. Please include your parking requests when making credential requests to the Red Wings Public Relations Department. Media parking is limited and **NOT GUARANTEED.**

**TICKETS:** A limited number of single-game tickets to Red Wings home games are available for purchase by members of the media only. Please contact Director of Public Relations Todd Beam for ticket requests well in advance of the desired game.



# DETROIT SPORTS MEDIA ASSOCIATION

## 2017-18 DETROIT SPORTS MEDIA ACTIVE MEMBERS

<b>FOX Sports Detroit</b> .....	Rod Allen, George Blaha, Ken Daniels, Jason Dizik, Mario Impemba, Trevor Thompson
<b>FOX Sports &amp; MLB Network</b> .....	Jon Paul Morosi
<b>WDIV-TV</b> .....	Bernie Smilovitz, Jamie Edmonds
<b>WJBK-TV</b> .....	Dan Miller, Sky Kerstein, Bob Wojnowski
<b>WXYZ-TV</b> .....	Ed Fernandez, Brad Galli, Rob Parker
<b>Comcast</b> .....	John Thiede, Dennis Davidson, Viki Foley
<b>Big Ten Network &amp; FOX Soccer</b> .....	Josh Hakala
<b>Schoolcraft TV</b> .....	Samuel Gooden
<b>Farmington TV-10</b> .....	Don Carter, Rich Kincaide
<b>Omni TV</b> .....	Dan York
<b>LCPS TV</b> .....	Steve Miller
<b>From Glory Days TV</b> .....	Kurt A. David
<b>WXYT-AM/FM &amp; WWJ-AM</b> .....	George Blaha, Jim Brandstatter, Mark Champion, Ken Kal
<b>WJR-AM</b> .....	Frank Beckmann, George Blaha, Jim Brandstatter, Gus Ganakas, Wendy Hart, Dan Miller, Matt Steigenga, Jason Strayhorn, Will Tieman
<b>WTKA-AM</b> .....	Al Fellhauer
<b>WDTK-AM/FM</b> .....	Ron Cameron, Jeremy Otto, Brendan Johnson
<b>WSDS-AM</b> .....	Alex Resendez
<b>WMIC-AM/FM &amp; WTVG-AM</b> .....	George Benko, Robert Benko
<b>WQTX-FM</b> .....	Jesse Goldberg-Strassler
<b>WSDP-FM</b> .....	Bill Keith, Clay Martin
<b>WPHS-FM</b> .....	Jeremy Olstyn, Brad Ruffini
<b>Spartan Sports Network</b> .....	George Blaha, Gus Ganakas, Wendy Hart, Matt Steigenga, Jason Strayhorn, Will Tieman
<b>Central Michigan University Radio</b> .....	Shawn Bedard
<b>Madonna Radio/TV</b> .....	Jeremy Otto, Brendan Johnson
<b>Oakland University Radio</b> .....	Neal Ruhl
<b>Syracuse University Radio</b> .....	Evan Stockton
<b>Student Broadcast Foundation/Internet</b> .....	Thom Lengyel, Brendan Johnson, Jeremy Otto
<b>MHSAA Radio/TV/Internet</b> .....	John Johnson
<b>Cedar Springs Broadcasting</b> .....	Justin Harnden
<b>Montrose MDM-TV.com</b> .....	James Kitts, Jared Adams, Camryn Blair, David Sackrider, Tom Skinner, Eric Vandeffier
<b>Truman High School Radio/Internet</b> .....	Teri Hanning
<b>WDBC-Dragon Broadcasting</b> .....	Roger Smith
<b>DetNews.com</b> .....	Bob Wojnowski
<b>Freep.com</b> .....	Anthony Fenech, George Sipple, Helene St. James

**OTHERS:** Nicholas Alarcon, Mike Alberts, Bill Axtell, Kyle Bauer, Joseph Battaino, Bryan Bender, Joe Burns, Andrew Chmura, Richie Cozzolino, Richard Curbelo, John Cwikla, Zachary Damon, Jeffrey Decker, Robert Dempster, Robert Dorogi, Candice Ebling, Martin Eichorn, Bill Eisner, Rich Eldridge, Ben Eriksson, Cameron Evans, Bradley Fedders, Stan Fracker, Grant Froling, Bill Fundaro, Frank Garza, Dan Graschuck, Steve Hagar, Dick Kernan, Ken Kolb, Pete Krupsky, Charlie Lemmex, Mark Lewkowicz, Steven MacDonald, Tom Mazawey, Dominic Menzo, Scott Morganroth, Melinda Ann O'Neill, Larry Paladino, Gus Pantelides, Steve Purdy, Brian Riederer, James Rein, Tom Ryan, Trayon Samuel, James Schmehl, Griffin Schroeder, Peter Spivak, Steve Stuckey, Drew Tonti, Art Vuolo, Alan Watson, Jon Yinger, Eli Zaret, Christopher Zitny

### OFFICERS:

<b>President</b> .....	Trevor Thompson
<b>Vice President</b> .....	Jim Rein
<b>Secretary</b> .....	Sherrie Handrinos
<b>Treasurer</b> .....	Bill Wischman
<b>Sergeant-at-Arms/Marketing Director</b> .....	Bill Harrington
<b>Immediate Past President</b> .....	Vicki Foley
<b>Executive Director</b> .....	George Eichorn



# DETROIT RED WINGS MOMENTS

## FAREWELL, JOE



**JOE LOUIS ARENA:** In front of the 272nd consecutive sellout crowd, the Red Wings delivered during their final game ever at Joe Louis Arena with a 4-2 win over the New Jersey Devils. Riley Sheahan, who had gone 79 games without scoring during the season, scored two times, including the final goal ever at The Joe. Following the game, fans stayed in their seats for an hour-long post-game ceremony, capped off with one final salute to The Joe. (Photo: Dave Reginek)



# DETROIT RED WINGS IN THE COMMUNITY

*The Detroit Red Wings are committed to enhancing lives through the power of hockey with a focus on community investment and youth development.*



## COMMUNITY INVESTMENT


The Detroit Red Wings are committed to strategically investing back into the metro Detroit area. Whether through NHL initiatives that celebrate a united fight against cancer, or donations benefitting a local cause, the Detroit Red Wings were honored to spearhead more than \$1,800,000 in combined support to our community last season.

### MILITARY APPRECIATION

The Detroit Red Wings proudly support the men and women who served or continue to serve our Country. Each season, the Red Wings host a Military Welcome, presented by Belfor, to recognize servicemen and women in attendance at all home games. Additionally, the team will dedicate the Nov. 11, 2017 home game at Little Caesars Arena as Military Appreciation Night to celebrate our local heroes.

### HOCKEY FIGHTS CANCER™ AWARENESS NIGHT

Hockey Fights Cancer™ is an initiative founded in December 1998 by the National Hockey League and the National Hockey League Players' Association to raise money and awareness for hockey's most important fight. On Nov. 28, 2017, Detroit Red Wings players, fans and staff will raise thousands of dollars for American Cancer Society toward supporting cancer research and patient services through the Hockey Fights Cancer™ Awareness Night at Little Caesars Arena.



### MI WINGS COMMUNITY TOUR PRESENTED BY ITC

Each September, the MI Wings Community Tour presented by ITC immerses Detroit Red Wings players into communities across Michigan, interacting with fans and nonprofit organizations, on their way to Training Camp in Traverse City.

### HOCKEY IS FOR EVERYONE™

The Red Wings believe Hockey is for Everyone. On the ice, in the stands and in the locker room, hockey welcomes all. This season, the Red Wings will celebrate Hockey is for Everyone Month in Feb. 2018, culminating with the Hockey is for Everyone Game at Little Caesars Arena to celebrate inclusion and equality on Feb. 24, 2018.





# DETROIT RED WINGS IN THE COMMUNITY

## RED WINGS FOR RED KETTLES BELL RINGING COMPETITION

Since 2005, the Detroit Red Wings and The Salvation Army have teamed up through the Red Wings for Red Kettles initiative to help the nonprofit reach its annual Red Kettle Campaign goal. Current and former Red Wings players, as well as Ken Holland and Jeff Blashill, compete at various locations across Metro Detroit to raise the most funds in support of The Salvation Army STRIVE youth floor hockey program.

## SEASON TICKET HOLDER TICKET DONATION PROGRAM

Detroit Red Wings Season Ticket Holders have teamed up with Big Brothers Big Sisters of Metropolitan Detroit and Veteran Tickets Foundation to give children facing adversity, as well as local military members, a chance to experience the excitement of a Red Wings game in person with the Ticket Donation Program.

## CHARITABLE DONATIONS

The Detroit Red Wings proudly support hundreds of nonprofit organizations throughout the state of Michigan as well as within the cities of Toledo, OH and Windsor, Canada. Each year, the team donates thousands of autographed items to nonprofit charitable auctions and raffles. To request a donation, visit [www.detroitredwings.com/donations](http://www.detroitredwings.com/donations).

## YOUTH DEVELOPMENT

The Detroit Red Wings are dedicated to providing unique opportunities that engage and develop youth throughout Michigan. Harnessing the power of hockey to support our community, the Red Wings interact with more than 50,000 children each season – supporting the next generation of Detroit Red Wings players and fans.

### ACADEMICS THROUGH HOCKEY

#### SCHOOL ASSEMBLY PROGRAM

Since 2013, the Detroit Red Wings have partnered with various organizations, including Michigan Education Savings Program and Saint Joseph Mercy Health System, to present the School Assembly Program. This interactive assembly introduces nearly 50,000 elementary students annually to the sport of hockey, importance of education, and benefits of living a healthy, active lifestyle. The Detroit Red Wings donate two complete sets of floor hockey equipment to each visited school, including hockey sticks, balls, goals, and goalie protective gear.



#### FUTURE GOALS STEM PROGRAM

The Detroit Red Wings, the NHL and the NHLPA joined together to launch a free North American education initiative that helps students build their science, technology, engineering, and math skills using the fast-paced, exciting game of hockey as a learning vehicle. The Future Goals program is committed to sparking student interest in STEM topics and helping students become college-ready, career-ready, and life-ready.

#### RED WINGS FOR READING PRESENTED BY MICHIGAN EDUCATION SAVINGS PROGRAM

The Detroit Red Wings partner with forward Justin Abdelkader and Michigan Education Savings Program to present Red Wings for Reading each season. The program encourages all K-5 students attending Michigan elementary schools to read outside of the classroom. After reading suggested books, students submit their reading tracker to become an official member of Abby's All-Stars and a chance to attend a Red Wings home game at Little Caesars Arena during National Reading Month.



# DETROIT RED WINGS IN THE COMMUNITY

## HIGH SCHOOL JOURNALIST DAY PRESENTED BY MICHIGAN OFFICE SOLUTIONS

Each spring, the Detroit Red Wings invite Michigan high schools to send a student to Little Caesars Arena for a behind-the-scenes look into the world of sports journalism and media at High School Media Day, presented by Michigan Office Solutions. The event includes an opportunity for students to view a Red Wings practice and partake in mock press conferences with Red Wings coaches, leadership and professional media members.

## HOCKEY EDUCATION & ENTRY

### TRY HOCKEY FOR FREE

Every year, the Detroit Red Wings partner with the Michigan Amateur Hockey Association to support on-ice hockey clinics introducing children to the sport of hockey throughout Michigan. For most participants, it's their first on-ice experience, introducing them to basic hockey skills such as skating, puck handling and shooting.

### LITTLE WINGS LEARN TO PLAY PROGRAM

The Detroit Red Wings' Little Wings program is an instructional clinic designed for first-time hockey players, providing four, one-hour sessions of on-ice instruction for children ages 5-8. The program also provides a full set of Little Wings-branded hockey equipment at an affordable price. Each Little Wings participant is provided with a full set of protective equipment including a helmet, gloves, shoulder pads, elbow pads, pants, shin guards, skates, equipment bag, stick and a Little Wings jersey.

### DETROIT RED WINGS YOUTH HOCKEY CAMP

Each season, the Detroit Red Wings offer a one-of-a-kind youth hockey camp for children ages 6-14 at Joe Louis Arena. The camp provides participants with special on-ice and dryland instruction from Red Wings players, coaches and alumni, as well as official Red Wings merchandise.

### STREET HOCKEY SUMMER TOUR

The Detroit Red Wings Street Hockey Summer Tour, presented by Meijer, travels across the state of Michigan, taking over the parking lots of 10 different Meijer locations to host free street hockey clinics for children ages 7-12. Each clinic features one hour of hockey, followed by a 30-minute pickup street hockey game. The clinics are instructed by Detroit Red Wings representatives, as well as local hockey players and coaches.



## PLAYER & ALUMNI INITIATIVES

Detroit Red Wings players and alumni dedicate hundreds of hours each season toward supporting metro Detroit. Coach Jeff Blashill, as well as every player on the Red Wings' roster has chosen to personally support charitable endeavors that lift the community each day. Through game day ticket programs, meet & greets and personal fundraising for a cause, Red Wings players and alumni are committed to supporting our community.





# DETROIT RED WINGS IN THE COMMUNITY



*The Detroit Red Wings Foundation, an affiliate of Ilitch Charities, invests in the future of our community by providing funds and resources to causes that contribute to the growth of the sport of hockey.*



Through signature fundraising programs like the Toast of Hockeytown, MotorCity Casino Hotel's Red Wings Charity Poker Tournament and 50/50 Raffle, the Detroit Red Wings Foundation raises hundreds of thousands of dollars annually for local organizations.

## SIGNATURE FUNDRAISERS

### TOAST OF HOCKEYTOWN

Established as one of metro Detroit's most unique 21+ events, Toast of Hockeytown provides guests with unparalleled access to Detroit Red Wings players, local culinary delights and craft beverages while raising thousands of dollars annually to benefit the Detroit Red Wings Foundation.

### MOTORCITY CASINO HOTEL RED WINGS CHARITY POKER TOURNAMENT

Each season, fans receive an opportunity to go head-to-head with current and former Detroit Red Wings players in a game of Texas Hold 'Em at MotorCity Casino Hotel's Annual Red Wings Charity Poker Tournament benefiting the Detroit Red Wings Foundation. The event helps the Detroit Red Wings Foundation contribute significant funds toward the growth of the sport of hockey.



# DETROIT RED WINGS IN THE COMMUNITY



## **DETROIT RED WINGS FOUNDATION 50/50 RAFFLE, PRESENTED BY MICHIGAN FIRST CREDIT UNION**

The Detroit Red Wings Foundation 50/50 Raffle, presented by Michigan First Credit Union, proudly supports various charitable organizations throughout Michigan. The program provides nonprofit organizations with the opportunity to raise funds in conjunction with the Detroit Red Wings Foundation and Little Caesars Amateur Hockey League by selling raffle tickets during all Red Wings home games. In 2016-17, the 50/50 raffle raised more than \$300,000 for the Detroit Red Wings Foundation and nonprofit organization throughout Michigan.



## **AUTOGRAPHS FOR A CAUSE**

Autographs for a Cause supports charitable causes close to the hearts of Detroit Red Wings players in partnership with the Detroit Red Wings Foundation. Through this program, fans are invited to send hockey cards and/or photos through the mail for Red Wings players to autograph in exchange for a donation to benefit the player's charity of choice.

## **RED WINGS WISH CLUB SCOREBOARD MESSAGES**

For a small donation to the Detroit Red Wings Foundation, fans can have a special birthday or anniversary message displayed on the Little Caesars Arena video board during home games as part of the Red Wings Wish Club.

## **TIM HORTONS "I LOVE THE RED WINGS" DONUT**

Each season, Tim Hortons donates thousands of dollars to the Detroit Red Wings Foundation to support the growth of hockey in metro Detroit from sales generated throughout Michigan from their signature "I Love the Red Wings" donut.

**TO LEARN MORE ABOUT HOW THE DETROIT RED WINGS  
SUPPORT YOUR COMMUNITY,  
VISIT [WWW.DETROITREDWINGS.COM/COMMUNITY](http://WWW.DETROITREDWINGS.COM/COMMUNITY)**



# DETROIT RED WINGS IN THE COMMUNITY

## DETROIT RED WINGS COMMUNITY RELATIONS STAFF DIRECTORY

KEVIN BROWN .....	Director of Community Relations & Detroit Red Wings Foundation O: (313) 471-7539
ANNE BOWLBY .....	Community Relations Manager O: (313) 471-7556
MERIDETH GOKEY .....	Community Relations Coordinator O: (313) 471-7535
KELSEY RENTNER .....	Detroit Red Wings Foundation Coordinator O: (313) 471-7579
RACHAEL HILLE .....	Community Relations Assistant O: (313) 471-7524



# DETROIT RED WINGS ATTENDANCE RECORDS

## SEASON TOTALS (last 10 seasons)

821,107 – 2016-17 – 20,027 average for 41 games  
821,107 – 2015-16 – 20,027 average for 41 games  
821,107 – 2014-15 – 20,027 average for 41 games  
802,640 – 2013-14 – 20,066 average for 40 games+  
481,584 – 2012-13 Season – 20,066 average for 24 games  
822,706 – 2011-12 Season – 20,066 average for 41 games  
806,892 – 2010-11 Season – 19,680 average for 41 games  
781,847 – 2009-10 Season – 19,546 average for 40 games\*  
814,474 – 2008-09 Season – 19,865 average for 41 games  
773,696 – 2007-08 Season – 18,871 average for 41 games

## BOLD = SOLD OUT SEASON

*\*Note: Does not include the 2009-10 season opener in Stockholm, SWE*

*+Note: does not include 2014 Bridgestone NHL Winter Classic crowd of 105,491  
at Michigan Stadium in Ann Arbor, Mich.*

## HOME OPENER

20,027 – October 17, 2016 (DETROIT 5, Ottawa 2)

## TOP TOTALS (Regular Season)

Edmonton — 20,794 — Feb. 9, 1985 (Edmonton 6, DETROIT 5)  
Philadelphia — 20,339 — Feb. 14, 1981 (Philadelphia 3, DETROIT 1)  
Pittsburgh — 21,019 — Nov. 25, 1983 (DETROIT 7, Pittsburgh 4)  
Toronto — 20,328 — Nov. 23, 1984 (DETROIT 6, Toronto 5)

## Outdoor Games

105,491 – Jan. 1, 2014 (Toronto 3, DETROIT 2 SO)  
at Michigan Stadium in Ann Arbor, Mich. (NHL record)

## ALL-STAR GAME

21,002 — Feb. 5, 1980 (Wales Conference 6, Campbell Conference 3)

## REGULAR-SEASON GAME

21,019 — Nov. 25, 1983 (DETROIT 7, Pittsburgh 4)

## PLAYOFF GAME

20,090 — Apr. 7, 1984 (St. Louis 4, DETROIT 3, 2 OTs)

## LAST GAME AT OLYMPIA STADIUM

Dec. 15, 1979 — DETROIT 4, Québec 4 — 15,609

## FIRST GAME AT JOE LOUIS ARENA

Dec. 27, 1979 — St. Louis 3, DETROIT 2 — 19,742

## LAST GAME AT JOE LOUIS ARENA

April 9, 2017 — DETROIT 4, New Jersey 1 — 20,027

## SELLOUT STREAKS

**FRANCHISE RECORD:** Dec. 10, 1996 — April 7, 2007, 452 consecutive games including playoffs

**CURRENT STREAK:** Dec. 19, 2010 – present, 272 consecutive games including playoffs



# LITTLE CAESARS ARENA

As the centerpiece of the 50-block, world-class sports and entertainment district known as The District Detroit, Little Caesars Arena is one of the most innovative, intimate and exciting venues in the world.

Led by the Ilitch organization, The District Detroit unites eight world-class theaters, five neighborhoods and three professional sports venues in one vibrant, walkable destination for people to live, work and play in an exciting urban environment.

Home to the Detroit Red Wings, Pistons, Tigers and Lions, The District Detroit represents the greatest density of professional sports teams in one downtown core in the country. And in the heart of the action, the 785,000-square-foot Little Caesars Arena will host 200-plus sports and entertainment events per year.

Perhaps the most anticipated aspect of the arena is the Via, a streetscape-inspired indoor concourse with restaurants and historical memorabilia surrounding the arena bowl with an authentic urban feel. Guests are afforded a vast array of dining options inside Little Caesars Arena, including seven restaurants, seven bars and 60 percent more concession stands than Joe Louis Arena.

Other arena highlights include world-class technology throughout, including super high-speed Wi-Fi, mobile ticketing, industry-leading wayfinding, ultra-high-definition video, several fan interactive stations, convenient charging stations and nearly twice as many restroom fixtures as The Joe.

Outside the arena will be vibrant and exciting as well. Guests in the Chevrolet Plaza will regularly enjoy music and entertainment in a unique atmosphere with a massive video wall for viewing parties, outdoor concerts, tailgating and more. Just north of the Chevrolet Plaza is the Budweiser Biergarten, featuring a spacious patio and lawn area for various public and private events, along with a glass-enclosed, four-season pavilion bar – featuring a retractable roof and walls to accommodate all types of weather.

After more than two years of construction, and nearly a decade of planning and development, it's time to experience Little Caesars Arena, in the heart of The District Detroit. For more info about Little Caesars Arena, visit [DistrictDetroit.com](http://DistrictDetroit.com) or call 313-471-7575.

## FACTS AND FIGURES

**650,000** – Number of bricks laid on the interior and exterior

**65,000** – Square footage of logo on Little Caesars Arena roof

**61,000** – Total area of the via surrounding the Little Caesars Arena Bowl

**20,000** – Approximate number of seats depending on configuration for hockey, basketball or concerts

**10,000** – Tons of steel in the arena

**7,500** – Pieces of steel in the arena

**2,503** – Number of club seats

**2,000** – Total weight (in tons) of steel used in construction of the roof above the via

**2,000** – People hired to work at Little Caesars Arena

**600+** – Construction skilled trade apprentices hired in The District Detroit

**600** – Length of the jewel skin (in feet) surrounding the Little Caesars Arena bowl

**524** – Restroom fixtures

**90** – Width of concourse, nearly three times the width of Joe Louis Arena

**62** – Suites

**30** – Tons of steel used to build the roof of the BELFOR Training Center, the Red Wings' practice facility

**10** – Elevators

**7** – Lounges and Clubs



# HOW TO FIGURE...

**\*\* NOTE:** No individual skater/goaltender statistics apply for the shootout

**Assist:** An assist is awarded to the player or players (maximum of two) who touched the puck prior to the goal, provided no defender plays or possesses the puck in between.

**Game Played:** A player receives credit for playing in a game if: i) he steps on the ice during time played or; ii) serves any penalty.

**Game-Winning Goal:** After the final score has been determined, the goal which leaves the winning Club one goal ahead of its opponent is the game-winning goal (example: if Team A beats Team B 8-3, the player scoring the fourth goal for Team A receives credit for the game-winning goal).

**Goal:** A goal is awarded to the last player on the scoring Club to touch the puck prior to the puck entering the net.

**Goals-Against Average:** Multiply goals allowed (GA) by 60 and divide by minutes played (MINS).

**Goaltender:** A goaltender receives a "W" for a win in regulation, overtime or shootout; an "L" for a loss in regulation; or an "OT" for a loss in overtime or shootout.

**Penalty-Killing Pct.:** Subtract total number of power-play goals allowed from total number of shorthanded situations to get total number of power-plays killed. Divide the total number of power-plays killed by the total number of shorthanded situations.

**Plus-Minus:** A player receives a "plus" if he is on the ice when his Club scores an even-strength or shorthand goal. He receives a "minus" if he is on the ice for an even-strength or shorthand goal scored by the opposing Club. The difference in these numbers is considered the player's plus-minus statistic.

**Power-Play Goal:** A goal scored by a Club while it has a manpower advantage due to an opponent's penalty. Following are some examples of what is and is not considered a power-play goal:

- if a Club has an advantage on a minor penalty starting at 2:02 of the period and it scores at 4:02, the goal is not a power-play goal.
- if a Club scores on a delayed penalty, the goal is not a power-play goal.
- if a Club has an advantage due to a five-minute major or match penalty, that Club is always credited with having one more advantage than the number of power-play goals it scores during that advantage, because the penalty does not expire. A new advantage begins after each power-play goal. For example, if Team A scores three goals during a major penalty, it is credited with four advantages.
- if a Club is on a power-play for any length of time, it is considered to have had an advantage.
- if a minor penalty is incurred by a Club on a power-play due to a major penalty, a new advantage is given to that Club when its minor penalty expires, provided the opponent's major penalty is still in effect.





# HOW TO FIGURE...

**Power-Play Percentage:** Total number of power-play goals divided by total number of power-play opportunities.

**Save Percentage:** Subtract goals allowed (GA) from shots against (SA) to determine saves. Then divide saves by shots-against.

**Shooting Percentage:** Divide the number of goals scored by the number of shots taken.

**Shorthand Goal:** A goal scored by a Club while it is at a manpower disadvantage. The same cases apply for shorthand as for power-play goals, but in the opposite manner.

**Shot on Goal:** If a player shoots the puck with the intention of scoring and if that shot would have gone in the net had the goaltender not stopped it, the shot is recorded as a "shot on goal".

**Shutout:** If two goaltenders combine for a shutout, neither receives credit for the shutout. Instead it is recorded as a Club shutout.

**Tenths of a Second:** If a penalty or goal occurs in the last minute, the time is rounded off to the previous second (ex: if a penalty is called with 12.4 seconds left in a period, the time is indicated as 19:47 and not 19:48.)

**Coaches Record:** A coach receives a "W" for a win in regulation, overtime or shootout; an "L" for a loss in regulation; or an "OT" for a loss in overtime or shootout.



# 2017-18 NHL DIRECTORY



## NHL OFFICES

<b>NEW YORK</b> 1185 Avenue of the Americas - New York, NY 10036 .....	<b>O: 212-789-2000</b>
.....	<b>F: 212-789-2020</b>
<b>TORONTO</b> 50 Bay St., 11th Floor - Toronto, ON M5J 2X8 .....	<b>O: 416-359-7900</b>
.....	<b>F: 416-981-2779</b>
<b>MONTREAL</b> 1800 McGill College Ave., Suite 2600 - Montreal, QC H3A 3J6 .....	<b>O: 514-841-9220</b>
.....	<b>F: 514-841-1070</b>



**GARY B. BETTMAN**  
NHL Commissioner



**WILLIAM DALY**  
Deputy Commissioner



**COLIN CAMPBELL**  
Sr. Executive Vice President  
of Hockey Operations

## EXECUTIVE

Commissioner .....	<b>Gary B. Bettman</b>
Deputy Commissioner .....	<b>William Daly</b>
Senior Executive Vice President of Hockey Operations .....	<b>Colin Campbell</b>

## NHL COMMUNICATIONS (@PR\_NHL)

<b>GARY MEAGHER</b> , Executive Vice President, Communications .....	<b>O: 416-359-7960</b>
.....	<b>C: 416-729-4700</b>
	<b>gmeagher@nhl.com</b>

<b>FRANK BROWN</b> , Group Vice President, Communications .....	<b>O: 212-789-2042</b>
.....	<b>C: 347-853-4390</b>
	<b>fbrown@nhl.com</b>

\* Commissioner's Office requests

<b>JOHN DELLAPINA</b> , Group Vice President, Communications .....	<b>O: 212-789-2115</b>
.....	<b>C: 917-363-7988</b>
	<b>jdellapina@nhl.com</b>

\* Department of Player Safety requests, general hockey inquiries

<b>JAMEY HORAN</b> , Group Vice President, Event Communications & Player Development .....	<b>O: 212-789-2785</b>
.....	<b>C: 646-652-9981</b>
	<b>jhoran@nhl.com</b>

\* Deputy Commissioner requests, event and player development inquiries

<b>BENNY ERCOLANI</b> , Statistician & Information Officer .....	<b>O: 416-359-7963</b>
.....	<b>C: 416-729-5666</b>
	<b>bercolani@nhl.com</b>



<b>GREG INGLIS, Senior Director, News Services</b> .....	<b>O: 212-789-2065</b> <b>C: 347-853-2461</b> <b>ginglis@nhl.com</b> * Editorial content and research
<b>NIRVA MILORD, Director, Communications</b> .....	<b>O: 212-789-2123</b> <b>C: 917-715-6187</b> <b>nmilord@nhl.com</b> * Corporate communications, entertainment publicity
<b>JENNIFER MOAD, Director, Communications</b> .....	<b>O: 416-359-7961</b> <b>C: 416-527-2852</b> <b>jmoad@nhl.com</b>
<b>CHRIS WOJCIK, Director, Event Communications &amp; Player Development</b> .....	<b>O: 212-789-2097</b> <b>C: 646-285-7711</b> <b>cwojcik@nhl.com</b> * Event inquiries
<b>JULIE YOUNG, Director, Communications</b> .....	<b>O: 416-359-7964</b> <b>C: 416-605-3550</b> <b>jyoung@nhl.com</b> * Hockey Operations and Officiating requests
<b>TREVOR BJERGSO, Senior Manager, Communications</b> .....	<b>O: 416-359-7965</b> <b>C: 416-540-5306</b> <b>tbjergso@nhl.com</b> * Social media inquiries, Central Scouting and Situation Room requests
<b>DAVID KEON, Senior Manager, Communications</b> .....	<b>O: 416-359-7962</b> <b>C: 416-729-5665</b> <b>dkeon@nhl.com</b> * International credentials
<b>CHRIS ACKROYD, Manager, Communications</b> .....	<b>O: 416-359-7978</b> <b>C: 437-777-9296</b> <b>cackroyd@nhl.com</b> * In-game communications
<b>JOSH BERNSTEIN, Manager, Communications</b> .....	<b>O: 212-789-2609</b> <b>jbpr@nhl.com</b> * Editorial content/research and Morning Skate
<b>CASEY BLOSSOM, Manager, Event Communications &amp; Player Development</b> .....	<b>O: 212-324-8112</b> <b>C: 646-634-1311</b> <b>cblossom@nhl.com</b>
<b>BRENDON CROSSMAN, Manager, Communications</b> .....	<b>O: 416-359-7903</b> <b>C: 416-702-4645</b> <b>bcrossman@nhl.com</b> * In-game communications
<b>JASMINE GHAFOR, Manager, Communications</b> .....	<b>O: 416-359-7968</b> <b>C: 647-808-4876</b> <b>jghafour@nhl.com</b>
<b>DYLAN COOPER, Coordinator, Communications</b> .....	<b>O: 416-359-7978</b> <b>C: 289-423-5202</b> <b>dcooper@nhl.com</b> * In-game communications
<b>MEGAN COOPER, Coordinator, Event Communications &amp; Player Development</b> .....	<b>O: 212-324-8161</b> <b>mcooper@nhl.com</b>
<b>JEFF DAY, Coordinator, Event Communications &amp; Player Development</b> .....	<b>O: 212-789-2108</b> <b>C: 914-552-1660</b> <b>jday@nhl.com</b>
<b>GINA MORRA, Assistant, Event Communications &amp; Player Development</b> .....	<b>O: 212-789-2690</b> <b>gmorra@nhl.com</b>

The National Hockey League is committed to promoting more sustainable business practices with member clubs, players, fans, partners and employees, so that all can be more responsible stewards of the planet by reducing the use of resources and reusing or recycling equipment and materials. For more information on NHL Green, visit [www.nhl.com/green](http://www.nhl.com/green).



# 2017-18 NHL ON-ICE OFFICIALS

## REFEREES

NAME	NUMBER
Anderson, Reid*	49
Brenk, Jacob	26
Charron, Francis	6
Chmielewski, Tom	18
Dwyer, Gord	19
Furlatt, Eric	27
Hanson, Trevor	14
Hebert, Ghislain	22
Hebert, Jean	15
Jackson, Dave	8
Joannette, Marc	25
Kowal, Tom	32
Kozari, Steve	40
Lambert, Pierre*	47
L'Ecuyer, Frederick	17
Lee, Chris	28
Leggo, Mike	3
Luxmore, Thomas John	21
MacDougall, Peter*	45
McCauley, Wes	4
McIsaac, Jon	2
Meier, Brad	34
Morton, Dean	36
Nicholson, Kendrick	30
O'Halloran, Dan	13
O'Rourke, Dan	9
Peel, Tim	20
Pochmara, Brian	16
Pollock, Kevin	33
Rank, Garrett	7
Rehman, Kyle	10
Romasko, Evgeny*	39
Rooney, Chris	5
Schlenker, Chris*	48
Skilliter, Graham	24
South, Furman*	44
St-Laurent, Francois	38
St. Pierre, Justin	12
Sutherland, Kelly	11
Voss, Cameron*	41
Walsh, Ian	29
Watson, Brad	23

## LINESMEN

NAME	NUMBER
Alphonso, Shandor	52
Amell, Derek	75
Barton, Steve	59
Berg, Devin	87
Brisebois, David	96
Cameron, Lonnie	74
Cherrey, Scott	50
Cormier, Michel	76
Daisy, Ryan	81
Devorski, Greg	54
Driscoll, Scott	68
Galloway, Ryan	82
Gawryletz, Brandon	64
Gibbons, Ryan	58
Gibbs, Darren	66
Henderson, Don	91
Heyer, Shane	55
Knorr, Trent	63
Kovachik, Brad	71
Mach, Brian	78
MacPherson, Matt	83
Miller, Steve	89
Mills, Bevan*	53
Murchison, Kiel	79
Murphy, Brian	93
Murray, Jonny	95
Nagy, Kory	97
Nansen, Derek	70
Nowak, Tim	77
Pancich, Bryan	94
Racicot, Pierre	65
Rody, Vaughan	73
Sericolo, Anthony	84
Smith, Andrew	51
Shewchyk, Mark	92
Suchanek, Libor*	60
Wheler, Mark	56

\*Minor league officials



# 2017-18 NHL KEY DATES CALENDAR



## 2017-18 NHL KEY DATES

### SEPTEMBER 2018

- 7 ..... Rookie camps open
- 14 ..... Training camps open
- 16 ..... Preseason schedule begins
- 21 ..... 2017 NHL China Games™: Los Angeles Kings vs. Vancouver Canucks (Mercedes-Benz Arena, Shanghai, China)
- 21 ..... 6th Annual CCM/USA Hockey All-American Prospects Game (KeyBank Center, Buffalo, NY)
- 23 ..... 2017 NHL China Games™: Vancouver Canucks vs. Los Angeles Kings (Wukesong Arena, Beijing, China)
- 24 ..... 2017 Kraft Hockeyville™ USA: Pittsburgh Penguins vs. St. Louis Blues (UPMC Lemieux Sports Complex, Cranberry Township, Penn.)
- 25 ..... 2017 Kraft Hockeyville Canada: Ottawa Senators vs. New Jersey Devils (Credit Union Place, Summerside, PEI)

### OCTOBER

- 3 ..... Opening day playing rosters set (5 p.m. ET)
- 4 ..... Opening night of 2017-18 NHL regular season (4 games)
- 4 ..... Pittsburgh Penguins raise Stanley Cup banner (vs. St. Louis Blues)
- 5 ..... First regular-season game at Little Caesars Arena (Minnesota Wild @ Detroit Red Wings)
- 6 ..... First NHL game for Vegas Golden Knights (vs. Dallas Stars)
- 10 ..... First NHL home game for Golden Knights at T-Mobile Arena (vs. Arizona Coyotes)
- 23 ..... NHL Alumni Awards Gala – Honorees: Mario Lemieux, Wendy McCreary (Toronto, Ont.)

### NOVEMBER

- 1 ..... Hockey Fights Cancer Awareness Month
- 10-11 ..... 2017 SAP NHL Global Series™: Colorado Avalanche & Ottawa Senators (Ericsson Globe, Stockholm, Sweden)
- 10 ..... Hockey Hall of Fame Game: Boston Bruins at Toronto Maple Leafs
- 13 ..... Hockey Hall of Fame Induction Ceremony (Toronto, Ont.):  
Inductees: Dave Andreychuk, Danielle Goyette, Paul Kariya, Mark Recchi, Teemu Selanne (Player category); Clare Drake, Jeremy Jacobs (Builder category); Cam Cole, Dave Strader (Media honorees).
- 17 ..... NHL General Managers' Meeting (Le Windsor Hotel, Montreal, Que.)
- 24 ..... 2017 Discover NHL Thanksgiving Showdown™: Pittsburgh Penguins at Boston Bruins
- 26 ..... NHL Founders Day (1917)

### DECEMBER

- 1 ..... Signing deadline for Group 2 free agents (5 p.m. ET)
- 13 ..... U.S. Hockey Hall of Fame Induction (Inductees: Kevin Collins, Jack Parker, Ben Smith, Ron Wilson, Scott Young) and Celebration of Lester Patrick (Recipients: TBA) (Boston, Mass.)
- 16 ..... 2017 Scotiabank NHL 100 Classic™: Montreal Canadiens at Ottawa Senators (Lansdowne Park, Ottawa, Ont.)
- 19 ..... 100th Anniversary of League's first games played
- 19-27 ..... Holiday roster freeze in effect: For all players on an NHL active roster, injured reserve, or with non-roster and injured non-roster status as of midnight (local time) Dec. 19, a roster freeze shall apply through

CONTINUED



# 2017-18 NHL KEY DATES CALENDAR

midnight (local time) Dec. 27, with respect to waivers, trades and loans, subject to the exceptions provided for in CBA Article 16.5 (d).

24-26 ..... Holiday break (no scheduled practices – dressing rooms closed)  
26-Jan. 5 ..... IIHF World Junior Championship (Orchard Park/Bufalo, NY)

## JANUARY

1 ..... 2018 Bridgestone NHL Winter Classic®: Buffalo Sabres at New York Rangers (Citi Field, New York, NY)  
Week of 15th .. NHL Central Scouting Mid-Season Rankings release  
20 ..... 18th Annual Scotiabank Hockey Day in Canada (Host: Corner Brook, Nfld.)  
25 ..... CHL/NHL Top Prospects Game (Guelph, Ont.)  
26-29 ..... NHL All-Star Break (no games played)  
26-28 ..... No scheduled practices – dressing rooms closed  
27-29 ..... 2018 NHL All-Star Weekend (Amalie Arena, Tampa Bay, Fla.)  
30 ..... NHL regular season resumes

## FEBRUARY

1 ..... Hockey Is for Everyone Month  
26 ..... 2018 NHL Trade Deadline (3 p.m. ET)

## MARCH

1 ..... NHL Green Month  
2-4 ..... Hockey Week Across America (USA Hockey)  
3 ..... 2018 Coors Light NHL Stadium Series™: Toronto Maple Leafs at Washington Capitals (Navy-Marine Corps Memorial Stadium, Annapolis, Md.)  
19-21 ..... NHL General Managers' Meeting (Boca Raton, Fla.)  
23-25 ..... NCAA Regionals

## APRIL

5-7 ..... NCAA Frozen Four (Xcel Energy Center, Saint Paul, Minn.)  
7 ..... Last day of regular season  
Week of 9th ..... NHL Central Scouting Final Rankings release  
11 ..... Stanley Cup Playoffs begin  
19-29 ..... IIHF Under-18 World Championship (Chelyabinsk/Magnitogorsk, Russia)  
TBA ..... 2018 NHL Draft Lottery

## MAY

4-20 ..... IIHF World Championship (Copenhagen/Herning, Denmark)  
17-27 ..... CHL Memorial Cup (Brandt Centre, Regina, Sask.)  
27-June 2 ..... 2018 NHL Scouting Combine (Buffalo, N.Y.)

## JUNE

13 ..... Last possible day for 2018 Stanley Cup Final  
22-23 ..... 2018 NHL Draft™ (American Airlines Center, Dallas, Tex.)  
TBA ..... 2018 NHL Awards

## JULY

1 ..... Free agency begins (12 p.m. ET)  
5 ..... Deadline for player-elected salary arbitration notification (5 p.m. ET)  
6 ..... Deadline for club-elected salary arbitration notification (5 p.m. ET)  
20-Aug. 4 ..... Salary arbitration hearings held

## AUGUST

6 ..... Deadline for salary arbitration decisions to be rendered





# DETROIT RED WINGS

## 2017-18 REGULAR SEASON SCHEDULE

### SEPTEMBER

SUN	MON	TUES	WED	THURS	FRI	SAT
17	18	19 BOS 7:00	20 PIT 7:00	21 CHI 8:30	22	23 BOS 7:00
24	25 PIT 7:30	26	27	28 CHI 7:30	29 TOR 7:30	30 TOR 7:00

### OCTOBER

SUN	MON	TUES	WED	THURS	FRI	SAT
1	2	3	4	5 <sup>10:00</sup> MIN 7:30	6	7 OTT 7:00
8	9	10 DAL 8:30	11	12 ARI 10:00	13 VGK 10:30	14
15	16 TB 7:30	17	18 TOR 7:30	19	20 WSH 7:30	21
22 VAN 7:00	23	24 BUF 7:30	25	26 TB 7:30	27	28 FLA 7:00
29	30	31 ARI 7:30				

### NOVEMBER

SUN	MON	TUES	WED	THURS	FRI	SAT
			1	2 OTT 7:30	3	4
5 EDM 4:00	6 VAN 10:00	7	8	9 CGY 9:00	10	11 CBJ 7:00
12	13	14	15 CGY 7:30	16	17 BUF 7:30	18
19 COL 6:00	20	21	22 EDM 7:00	23	24 NYR 7:00	25 NJ 7:00
26	27	28 LA 7:30	29	30 MTL 7:30		

### DECEMBER

SUN	MON	TUES	WED	THURS	FRI	SAT
				1	2 MTL 7:00	
3	4	5 WPG 7:30	6	7	8	9 STL 1:00
10	11 FLA 7:30	12	13 BOS 8:00	14	15 TOR 7:30	16
17	18	19 NYI 7:00	20 PHI 8:00	21	22	23 BOS 1:00
24	25	26	27 NJ 7:00	28	29 NYR 7:30	30
31 PIT 7:00						

### JANUARY

SUN	MON	TUES	WED	THURS	FRI	SAT
	1	2	3 OTT 7:30	4	5 FLA 7:30	6
7 TB 7:00	8	9	10	11	12	13 PIT 1:00
14 CHI 7:00	15	16 DAL 7:30	17	18	19	20 CAR 7:00
21	22 NJ 7:00	23 PHI 7:30	24	25 CHI 7:30	26 <sup>ALL-STAR</sup> BREAK	27
28 <sup>ALL-STAR</sup> BREAK	29	30	31 SJ 8:00			

### FEBRUARY

SUN	MON	TUES	WED	THURS	FRI	SAT
				1	2 CAR 7:00	3 FLA 7:00
4	5	6 BOS 7:30	7	8	9 NYI 7:00	10
11 WSH 3:00	12	13 ANA 7:30	14	15 TB 7:30	16	17 NSH 8:00
18 TOR 7:00	19	20 NSH 7:30	21	22 BUF 7:30	23	24 CAR 7:00
25 NYR 7:00	26	27	28 STL 8:00			

### MARCH

SUN	MON	TUES	WED	THURS	FRI	SAT
				1	2 WPG 8:00	3
4 MIN 7:00	5	6 BOS 7:00	7	8 VGK 7:30	9 CBJ 7:00	10
11	12 SJ 10:30	13	14	15 LA 10:00	16 ANA 10:00	17
18 COL 3:00	19	20 PHI 7:30	21	22 WSH 7:30	23	24 TOR 7:00
25	26 MTL 7:30	27 PIT 7:30	28	29 BUF 7:00	30	31 OTT 2:00

### APRIL

SUN	MON	TUES	WED	THURS	FRI	SAT
1	2	3 CBJ 7:00	4	5 MTL 7:30	6	7 NYI 7:00

ALL DATES AND TIMES SUBJECT TO CHANGE

PRESEASON HOME GAME

PRESEASON AWAY GAME

HOME GAME

AWAY GAME

[DetroitRedWings.com](http://DetroitRedWings.com) | 313.471.7575

For the most up-to-date broadcast schedule and game information, visit [DetroitRedWings.com/GameSchedule](http://DetroitRedWings.com/GameSchedule) or call 313.471.7996.