



DETROIT RED WINGS

2014-15 MEDIA GUIDE

**IT'S MORE
THAN HOCKEY.**

#IMTH

TABLE OF CONTENTS

| | |
|--|---------|
| Red Wings Directory & General Information | 2 |
| Red Wings Ownership/Management/Coaching Staff | 3-20 |
| Red Wings Player Profiles | 21-89 |
| Red Wings Prospects | 92-104 |
| Grand Rapids Griffins Team Directory/Stats | 105-107 |
| Red Wings 2014-15 Roster | 108-109 |
| 2013-14 NHL Final Standings | 110 |
| 2013-14 NHL Regular-Season Scoring & Goaltending Leaders | 111-112 |
| 2013-14 NHL Trophy Winners | 114-115 |
| 2014 Stanley Cup Playoff Results | 116-119 |
| 2014 Playoff Scoring & Goaltending Leaders | 120-121 |
| Red Wings 2013-14 Regular-Season Statistics | 122 |
| Red Wings 2014 Playoff Statistics | 123 |
| Red Wings 2013-14 Game-by-Game Results | 124-129 |
| Red Wings 2013-14 Home & Road Results | 130-131 |
| Red Wings 2013-14 Team-by-Team Records | 132-160 |
| Red Wings 2013-14 Comparative Records | 162-164 |
| Red Wings 2013-14 Power Play Goals & Penalty Killing | 166-167 |
| Red Wings 2013-14 Record by Quarters | 167-168 |
| Red Wings 2013-14 Multiple-Goal Games & Shorthanded Goals | 168-169 |
| Red Wings History | 170-180 |
| All-Time Season, Home & Away Records | 182-185 |
| All-Time Team-by-Team Records | 186-189 |
| All-Time Holiday Records | 190-191 |
| All-Time Coaches/General Managers/ Captains | 192-193 |
| Team & Individual Records | 194-197 |
| Career Scoring Leaders | 198-200 |
| All-Time Season Leaders | 201-202 |
| Top-Scoring Seasons | 203-206 |
| Detroit Goalies' All-Time Records | 207-210 |
| Red Wings All-Stars | 211 |
| Red Wings NHL Trophy Winners | 212 |
| NHL & Red Wings Hall of Fame | 213 |
| Red Wings Biggest Victories & Defeats | 214 |
| All-Time Shootout Results | 215-218 |
| Penalty Shots | 219-220 |
| All-Time Hat Tricks | 221-223 |
| Red Wings Game-By-Game Stanley Cup Playoff Results | 224-235 |
| Red Wings Team & Individual Stanley Cup Playoff Records | 236-239 |
| Red Wings All-Time Playoff Scoring and Goaltending Leaders | 240-241 |
| Red Wings in NHL All-Star Games | 242 |
| Red Wings Championships & Stanley Cup Finals | 243 |
| Red Wings Entry Draft Selections | 244-247 |
| Transactions Through the Years | 248-257 |
| Wearers of the Wing | 259-266 |
| All-Time Numbers | 267-278 |
| Media Information & Guidelines | 279-280 |
| Detroit Sports Broadcasters Association | 281 |
| "Heart of Hockeytown": Red Wings in the Community | 282-287 |
| Red Wings Attendance Records | 288 |
| Joe Louis Arena | 289 |
| How to Figure Various Statistics | 290-291 |
| NHL Management | 292-293 |
| 2014-15 NHL Officials | 294 |
| 2014-15 NHL Critical Dates Calendar | 295-296 |

EDITORS: Todd Beam, Kyle Kujawa, Alex DiFilippo **STATISTICIANS/RESEARCH:** Greg Innis, Bob Waterman/Randy Robles-
 Elias Sports Bureau **CREATIVE SERVICES:** Bryan Durren, Jim Ruffner **CONTRIBUTORS:** Lynsie Estes, Christy Hammond
COVER DESIGN: Jim Ruffner **PHOTOGRAPHY:** Dave Reginek/Getty Images, Dan Mannes

2014-15 DETROIT RED WINGS

DETROIT RED WINGS, INC.

Joe Louis Arena • 19 Steve Yzerman Drive • Detroit, MI 48226

Phone: (313) 471-7000 • FAX: (313) 567-0296

Media Hotline: (313) 471-7599

www.detroitredwings.com

Capacity: 20,027

| | |
|--|--|
| Owner/Governor | MIKE ILITCH |
| Owner/Secretary-Treasurer | MARIAN ILITCH |
| President & CEO Ilitch Holdings/Alternate Governor | CHRISTOPHER ILITCH |
| Senior Vice President/Alternate Governor | JIM DEVELLANO |
| Executive Vice President/General Manager | KEN HOLLAND |
| Assistant General Manager/Hockey Admin | RYAN MARTIN |
| Advisor to Hockey Operations | CHRIS CHELIOS |
| Special Assistant to the General Manager | KRIS DRAPER |
| Director of Player Development | JIRI FISCHER |
| President & CEO Olympia Entertainment/Alternate Governor | TOM WILSON |
| Vice President General Counsel/Alternate Governor | ROBERT E. CARR |
| Head Coach | MIKE BABCOCK |
| Assistant Coaches | TONY GRANATO, JIM HILLER, ANDREW BREWER |
| Goaltending Coach | JIM BEDARD |
| Director of Pro Scouting | MARK HOWE |
| Pro Scouts | GLENN MERKOSKY, BRUCE HARALSON, KIRK MALTBY |
| Director of Amateur Scouting | TYLER WRIGHT |
| Chief Amateur Scout | JEFF FINLEY |
| Amateur Scouts | DAVE KOLB, SAM LITES, MARIO MAROIS, |
| ANDREW DICKSON, KELLY HARPER, LEN QUESNELLE, MARTY STEIN | |
| Director of European Scouting | HAKAN ANDERSSON |
| European Scouts | VLADIMIR HAVLUJ, ARI VOURI, NIKOLAI VAKOUROV |
| Vice President of Finance | PAUL MACDONALD |
| Executive Assistant | KIM BRODIE |
| General Accountant | BRIDGET MERRITT |
| Team Travel Coordinator | JULIE DAILEY |
| Head Athletic Therapist | PIET VAN ZANT |
| Head Equipment Manager | PAUL BOYER |
| Assistant Athletic Therapist | RUSS BAUMANN |
| Assistant Equipment Managers | JOHN REMEJES, DAN KERSTETTER |
| Strength and Conditioning Coach | PETE RENZETTI |
| Team Masseurs | SERGEI TCHEKMAREV, AINARS TREIGUTS |
| Team Dietitian | LISA MCDOWELL |
| Director of Public Relations | TODD BEAM |
| Director of Detroit Red Wings Foundation | TBD |
| Public Relations Coordinator | KYLE KUJAWA |
| Communications Coordinator | ALEX DIFILIPPO |
| Community Relations Manager | CHRISTY HAMMOND |
| Community Relations Coordinator | BRIGID BRESNIHAN |
| Medical Director | DR. DONALD WEAVER |
| Team Physicians | DR. ANTHONY COLUCCI, DR. DOUG PLAGENS |
| Team Dentists | DR. JEFFREY BOOGREN, DR. RANDY FREIJ |
| Team Photographer | DAVE REGINEK |
| Radio Announcers, 97.1 The Ticket | KEN KAL, PAUL WOODS |
| Television Announcers, Fox Sports Detroit | KEN DANIELS, MICKEY REDMOND |

TEAM OWNERSHIP



MICHAEL ILITCH

Owner/Governor

Michael Ilitch is a proven leader in the restaurant, sports and entertainment industries. Along with his wife, Marian, he grew one Little Caesars pizza restaurant into an international pizza chain with restaurants on four continents. Success in the pizza business for more than 50 years has allowed Ilitch to take advantage of other business opportunities.

In 1982, he and Marian purchased the struggling Red Wings and have turned the team into a Stanley Cup champion. During the Ilitch ownership, the team has won 16 divisional championships, six Presidents' Trophies, six Campbell Bowls and four Stanley Cups. The Red Wings have played postseason hockey for 23 consecutive years – the longest current streak in all of professional sports.

Other Ilitch-owned businesses include: Blue Line Foodservice Distribution, Champion Foods, Little Caesars Pizza Kit Fundraising Program, Olympia Entertainment, Olympia Development of Michigan, Ilitch Holdings, Inc. and Uptown Entertainment. Michael Ilitch also owns the Detroit Tigers.

MARIAN ILITCH

Owner/Secretary-Treasurer

Marian Ilitch is one of the leading entrepreneurs in the food and entertainment businesses and has been recognized as one of the most successful businesswomen in the country. Marian and her husband, Michael, grew a suburban Detroit mom-and-pop pizza business into Little Caesars Pizza, an international pizza chain with restaurants on four continents.


Marian and her husband expanded their business interests when they purchased the underperforming Red Wings in 1982. Sixteen divisional championships, six Presidents' Trophies, six Campbell Bowls and four Stanley Cups later, Detroit earned the moniker, Hockeytown, and the Red Wings have become the team to beat.

Other Ilitch-owned businesses include: Blue Line Foodservice Distribution, Champion Foods, Little Caesars Pizza Kit Fundraising Program, Olympia Entertainment, Olympia Development of Michigan, Ilitch Holdings, Inc. and Uptown Entertainment. Marian Ilitch also owns MotorCity Casino Hotel in Detroit.

2014-15 DETROIT RED WINGS MOMENTS

2014 NHL WINTER CLASSIC

THE RED WINGS HOST THE TORONTO MAPLE LEAFS AT MICHIGAN STADIUM • JAN. 1, 2014



An NHL-record crowd of 105,491 piled into Michigan Stadium in Ann Arbor, Mich., for the 2014 Bridgestone NHL Winter Classic between the Red Wings and Toronto Maple Leafs on Jan. 1, 2014. For two weeks leading up to the event, the Red Wings hosted the Hockeytown Winter Festival, a series of youth, high school, college, OHL, AHL and alumni games at Comerica Park.

TEAM OWNERSHIP/MANAGEMENT



CHRISTOPHER ILITCH

President & CEO, Ilitch Holdings, Inc.

Christopher Ilitch is president and CEO of Ilitch Holdings, Inc., a professional services company that supports businesses owned by Detroit entrepreneurs and founders of Little Caesars Pizza, Michael and Marian Ilitch.

The businesses owned by Michael and Marian Ilitch include: Little Caesars Pizza, Blue Line Foodservice Distribution, Detroit Red Wings, Champion Foods, Olympia Entertainment, Olympia Development of Michigan, Uptown Entertainment and the Little Caesars Pizza Kit Fundraising Program. Michael Ilitch owns the Detroit Tigers. Marian Ilitch owns MotorCity Casino Hotel. Together, the companies employ over 21,000 people and reported a total combined revenue of \$2.6 billion in 2012.

Christopher has spent his career in a variety of roles throughout the Ilitch companies over the past 25 years. Prior to being appointed president and CEO of Ilitch Holdings in 2000, he served as president of the Little Caesars Pizza Kit Fundraising Program.

Christopher serves as chairman of Ilitch Charities, a nonprofit organization with a focus on human services, community development, education and recreation. In addition, he is involved in a number of business and civic groups that help improve and promote Detroit and the region. He serves on the board and executive committee for Business Leaders for Michigan and the Downtown Detroit Partnership. He is also a member of the board of directors for the Detroit Economic Club and the Detroit Metro Convention & Visitors Bureau.

Christopher has served on host/hospitality committees for several large-scale sporting events in Detroit, including the 2010 NCAA Men's Frozen Four Hockey Championship (co-chair), the 2009 NCAA Final Four Men's Basketball Tournament, Super Bowl XL and the 2005 Major League Baseball All-Star game (chair).

Christopher holds a bachelor's degree in business administration from the University of Michigan in Ann Arbor. He and his wife Kelle have three children and reside in metro Detroit.



YOUR HOME FOR
RED WINGS
HOCKEY



DETROIT
FOXSPORTSDETROIT.COM

2014-15 DETROIT RED WINGS MANAGEMENT



JIM DEVELLANO

Senior Vice President/Alternate Governor

can be credited with carefully building Detroit's 1997, 1998, 2002 and 2008 Stanley Cup Championship teams through the Entry Draft, savvy trades and aggressive free agent acquisitions.

He choreographed the Red Wings' steady rise into the powerful club that has reached the Stanley Cup Final six times and lifted the coveted Cup in triumph four times, giving Devellano his fourth, fifth, sixth and seventh Stanley Cup rings (three with New York Islanders and four with Detroit).

Devellano was the first individual hired by owners Mike and Marian Ilitch after purchasing the Red Wings in June, 1982. He was the team's general manager for eight seasons before ascending to his current position as senior vice-president on July 13, 1990. An excellent judge of talent throughout his 47 years in the NHL, Devellano believes that building a solid foundation begins with a capable scouting staff and strong Entry Draft selections. Evidence of the wisdom in this plan can be seen in Devellano's first draft as Red Wings general manager when he tabbed future Hall-of-Famer Steve Yzerman in the 1983 Entry Draft to be the cornerstone of the franchise.

Devellano was one of the first NHL general managers to assemble a strong European scouting staff back in 1984, a progressive move that has produced several Red Wings standouts including Russians Sergei Fedorov, Slava Kozlov, Vladimir Konstantinov and Pavel Datsyuk, and Swedes Nicklas Lidstrom, Tomas Holmstrom, Henrik Zetterberg, Johan Franzen and Niklas Kronwall.

Through the course of Devellano's tenure with the Red Wings, Detroit has participated in ten conference finals (1987, '88, '95, '96, '97, '98, '02, '07, '08, '09) and six Stanley Cup Finals (1995, '97, '98, '02, '08, '09), collected six Presidents' Trophies (1995, '96, '02, '04, '06, '08), eight regular-season Western Conference championships (1994, '95, '96, '02, '04, '06, '07, '08) and 16 division championships (1988, '89, '92, '94, '95, '96, '99, '01, '02, '03, '04, '06, '07, '08, '09, '11).

Devellano is the proud owner of 16 championship rings. His impressive collection includes: seven Stanley Cup rings (N.Y. Islanders 1980, 1981, 1982 and Detroit 1997, 1998, 2002 and 2008), four Calder Cup championship rings in the American Hockey League with Adirondack (1986, 1989, 1992 and Grand Rapids 2013), two Adams Cup championship rings in the Central Hockey League (Fort Worth 1978 and Indianapolis 1982), and one Riley Cup championship ring in the East Coast Hockey League (Toledo 1994). Devellano also added a pair of Major League Baseball American League championship rings with the Detroit Tigers in 2006 and 2012.

Devellano's lengthy tenure as head of hockey operations for the Red Wings is second only to the 35 years served by the late Jack Adams, the legendary GM credited with building the Red Wing dynasty of the 1950's. In addition to his duties as senior vice-president, Devellano serves as the team's alternate on the NHL's Board of Governors.

His litany of accomplishments while in Detroit earned him induction into the Michigan Sports Hall of Fame in 2006.

He has been instrumental in many historical decisions in the National Hockey League. In 1980, it was Devellano who campaigned to have the annual NHL Entry Draft moved from a hotel ballroom into various NHL arenas, transforming the draft into an exciting fan-friendly event for fans of all NHL teams to witness what occurs with each team as the draft takes place. Devellano was also responsible for bringing the Entry Draft to the United States for the very first time on June 13, 1987, at Joe Louis Arena. More recently, it was at Devellano's suggestion that the NHL instituted a new overtime format beginning with the 1999-2000 season that includes skating four aside as well as one point for each team following a five-minute overtime and an additional point if a team is victorious in overtime.

Having served as a teacher and mentor to numerous front office personnel over the years, Devellano's influence has reached several NHL clubs. Currently there are four NHL general managers who have succeeded under Devellano's tutelage - Detroit General Manager Ken Holland, Darcy Regier of the Buffalo Sabres, Steve Yzerman of the Tampa Bay Lightning and Jim Nill of the Dallas Stars.

Devellano, 70, did not play professional hockey, but rose through the ranks in various capacities in his native Toronto. Joining former Red Wings coach Scotty Bowman, he became a scout with the St. Louis Blues in 1967 when the NHL expanded from six to 12 teams. Also, it was Devellano's strong recommendation to owner Mike Ilitch that led to Scotty Bowman's hiring by the Wings.

Joining the New York Islanders as a scout when that club was founded in 1972, Devellano's scouting skills helped build a team that won four consecutive Stanley Cup titles (1980-83). It was Devellano who highly recommended that Islanders GM, Bill Torrey, hire Al Arbour to coach the club. Arbour was captain of the St. Louis Blues when Devellano scouted for the franchise. The recommendation turned out better than expected as Arbour guided the Islanders to four consecutive Stanley Cup championships. In 1979-80, he became general manager of the Islanders' Indianapolis (IHL) farm club and was named Minor League Executive of the Year by The Hockey News. He returned to New York in 1981 as the Islanders' assistant general manager.

Devellano's extraordinary contributions to the cities of St. Louis, Indianapolis, New York and Detroit helped earn him the Lester Patrick Award in October, 2009, for his outstanding service to the sport of hockey in the United States. Devellano also reached the pinnacle of his profession when he was inducted into the Hockey Hall of Fame in the Builder Category on November 8, 2010, in Toronto.

Devellano is currently a member of the International Society of Hockey Research and is part owner of the Indianapolis Indians (AAA) baseball team. He recently authored a book, "The Road To Hockeytown", that chronicles his more than 40 incredible years in the game of hockey.

On a personal level, in 2003 Devellano set up two private foundations supporting mostly children's charities in the United States and Canada.

In June, 2001 Mike Ilitch named Devellano Senior Vice-President of MLB's Detroit Tigers. Devellano resides in Detroit and Sarasota, Florida.

2014-15 DETROIT RED WINGS MANAGEMENT



KEN HOLLAND

Executive Vice President/General Manager

over the last 16 years. Since Holland was appointed to his current position in July of 1997, the Red Wings have more wins (821) than any other franchise in the National Hockey League, including 707 regular season wins and 114 playoff victories. Under Holland's watch the Red Wings have won three Stanley Cups (1998, 2002, '08), four Presidents' Trophies (2002, '04, '06, '08), ten Central Division titles (1999, 2001, '02, '03, '04, '06, '07, '08, '09, '11) and five regular season Western Conference titles (2002, '04, '06, '07, '08). Detroit has qualified for the Stanley Cup Playoffs in all 16 seasons under Holland's tutelage and the team currently holds the longest active streak in all of professional sports with 22 consecutive postseason appearances.

Holland's last eight seasons have perhaps been his most impressive as an NHL general manager. After drastically cutting payroll to comply with the NHL's newly instituted salary cap in 2005-06, he assembled a team that won the second-most games in Red Wings' history (58) and the Presidents' Trophy. The Red Wings followed that with a 50-19-13 regular season and a trip to the Western Conference Finals in 2006-07. In 2007-08, the Red Wings posted a 54-21-7 record and captured the sixth Presidents' Trophy and 11th Stanley Cup championship in franchise history. In 2008-09, Detroit became just the third team in NHL history to record 50-or-more wins in four consecutive seasons, finished with a 51-21-10 mark and made a return trip to the Stanley Cup Final. For his efforts, Holland was named the NHL's GM of the Decade (2000-09) by Sports Illustrated.com.

In just his second season as general manager in 1999, Holland orchestrated an amazing 24-hour period at the NHL's trade deadline that saw Detroit acquire four top-tier players in Chris Chelios, Ulf Samuelsson, Wendel Clark and Bill Ranford. While the Red Wings were unable to capture a championship that season, Holland's moves were widely regarded as both sound and aggressive, providing Detroit with the best possible chance of defending its 1998 Stanley Cup title.

Just two seasons later, Holland pulled off another flurry of free-agent signings, starting on May 24, 2001, when he signed defenseman Fredrik Olausson, a veteran of 14 NHL seasons, out of the Swiss Hockey League. Holland kept the winged wheel rolling on July 1, when he traded forward Slava Kozlov and a

first-round draft pick to the Buffalo Sabres for elite goaltender Dominik Hasek. The next day, Holland signed free-agent forward Luc Robitaille to a two-year deal. Finally on August 22 Holland inked Brett Hull to a two-year contract. These four high-profile stars played integral roles in helping Detroit capture the 2002 Stanley Cup.

The 11th GM in club history, Holland is a big proponent of team continuity and has worked diligently throughout his time at the helm to secure new contracts with many of the organization's homegrown players. In recent years, Holland has procured deals with Pavel Datsyuk, Henrik Zetterberg, Johan Franzen, Niklas Kronwall and Jimmy Howard. In addition, Holland's ability to add veteran stars such as Brian Rafalski, Marian Hossa, Mike Modano and Daniel Alfredsson via free agency has made the Red Wings perennial Stanley Cup contenders.

Holland oversees all aspects of Detroit's hockey operations including all matters relating to player personnel, development, contract negotiations and player movement. Due to his numerous responsibilities as GM, Holland now plays a less prominent role at the NHL Entry Draft after being the main point person during his seven years as amateur scouting director. In that capacity he can be credited with assembling some of Detroit's best young talent, including the likes of Vyacheslav Kozlov, Darren McCarty, Chris Osgood and Martin Lapointe.

Holland, 58, was elevated to his current position in 1997. Prior to that, he handled several different front-office duties for the club over a 15-year period. Holland began his off-ice career in 1985 following a professional career as a goaltender, primarily in the American Hockey League. He started with the Wings organization as a western Canada scout, followed by seven years as amateur scouting director and three years as assistant general manager.

A native of Vernon, BC, Holland played in the junior ranks for Medicine Hat (WHL) in 1974-75. He was Toronto's 13th pick (188th overall) in the 1975 draft, but never saw action with the Maple Leafs. Holland twice signed with NHL teams as a free agent – in 1980 with Hartford and 1983 with Detroit. He spent most of his pro career in the AHL with Binghamton, Springfield and Adirondack. He made his NHL debut in 1980-81, playing one game with Hartford followed by three games for Detroit in 1983-84. In February of 1998, Holland was inducted into the Binghamton (NY) Sports Hall of Fame.

Holland recently served as associate director for Hockey Canada at the 2010 Olympic Winter Games in Vancouver and will hold the same role at the upcoming 2014 Olympic Winter Games in Sochi. Team Canada took home the men's ice hockey gold medal in 2010 with a thrilling 3-2 overtime victory over the United States.

Ken and his wife, Cindi, reside in suburban Detroit and have four children: Brad, Julie, Rachel and Greg.

2014-15 DETROIT RED WINGS MANAGEMENT



RYAN MARTIN

Assistant General Manager, Hockey Administration

Ryan Martin enters his fifth season as assistant general manager, hockey administration and his 10th overall as a member of Detroit's front office team. Martin is primarily responsible for Collective Bargaining Agreement administration and compliance, salary cap management, player contract research and analysis, and salary arbitration preparation. He is also involved extensively in all facets of player contract negotiations, strategic planning and player evaluations at both the professional and amateur levels. In addition, Martin is currently in his first season as general manager of the Grand Rapids Griffins of the American Hockey League. He oversees all aspects of hockey operations for the Griffins including player

personnel decisions, player development, contract negotiations and player movement.

Prior to joining the Red Wings in 2005, Martin practiced law from 1998-1999 in Denver, Colorado with the firm of Messner & Reeves, LLC, specializing in corporate, commercial transactional, and taxation law. From 1999-2003 he worked in Denver as an attorney and NHLPA certified player agent with Kurt Overhardt, PC and KO Sports, Inc., representing professional hockey players in all facets of their careers. From 2003-2005, Martin served as the in-house corporate counsel for a group of closely held businesses in Massachusetts and also worked as a part-time scout for the Omaha Lancers (USHL).

A native of Connecticut, Martin graduated from Trinity College in 1992 with a Bachelor of Arts degree in Economics and Legal Studies. He went on to earn a law degree from the University of Denver, College of Law in 1997 and an LL.M. in taxation from the University of Denver, College of Law in 1998.

Ryan and his wife, Candace, reside in suburban Detroit with their daughter, Ava and son, Cam.



KRIS DRAPER

Special Assistant to the General Manager

Kris Draper enters his fourth season as special assistant to the general manager and his 21st year overall with the organization. In his position, Draper works closely with Detroit's management team, assisting in player evaluation at both the professional and amateur levels. He also provides input regarding potential trades and free agent signings, as well as insight into prospective selections at the annual NHL Entry Draft.

Draper announced his retirement as a player on July 26, 2011, after 20 seasons in the National Hockey League. He was originally a third-round pick (62nd overall) of the Winnipeg Jets in the 1989 NHL Entry Draft. Draper played 20 games over three seasons in Winnipeg before the Jets dealt him to Detroit on June 30, 1993, in exchange for future considerations.

Draper spent the next 17 seasons in the Motor City. He became a fixture in Detroit's lineup during the 1993-94 season and played center on what became known as the 'Grind Line' with Kirk Maltby, and at different times, Darren McCarty and Joe Kocur. They formed one of the most revered lines in Red Wings history and played an integral role in helping Detroit end a 42-year drought by capturing the 1997 Stanley Cup with a sweep of the Philadelphia

Flyers. Draper was also part of championship runs by the Red Wings in 1998, 2002 and 2008. He joins Nicklas Lidstrom, Tomas Holmstrom, Kirk Maltby and Darren McCarty as the only players to host the Cup in each of Detroit's last four championship seasons.

The Toronto, Ontario, native enjoyed his best statistical season in 2003-04. He registered career-highs with 24 goals, 40 points and five shorthanded goals in just 67 games. Despite the jump in his offensive production, Draper's defensive responsibilities never wavered and he was rewarded with the 2004 Frank J. Selke Trophy as the NHL's top defensive forward.

Recognized throughout his career as one of the top penalty killers and face-off men in the NHL, Draper also played a vital role by checking the top lines of opponents and wearing down opposing defenses with his speed and tenacity. He served as Detroit's assistant captain for five seasons from 2006-07 through 2010-11. On February 2, 2009, he became just the 235th player in NHL history to play in 1,000 career games. Just six weeks later on March 17, 2009, he became the fifth player in team history to play 1,000 games in a Red Wings sweater joining Gordie Howe, Alex Delvecchio, Steve Yzerman and Nicklas Lidstrom. His postseason longevity is equally impressive. Draper never missed the playoffs during his 17 seasons in Detroit and appeared in 220 postseason games for the Red Wings, second in club history behind only Nicklas Lidstrom (263).

Kris and his wife, Julie, have two daughters, Kennedy and Kamryn, and a son, Kienan. The Drapers reside in Bloomfield Hills.

2014-15 DETROIT RED WINGS MANAGEMENT



JIRI FISCHER

Director of Player Development

Jiri Fischer enters his eighth season as director of player development for the Detroit Red Wings. In his role, Fischer acts as a liaison between the team and the prospects within the organization. He oversees and evalu-

ates Detroit's young players currently playing in juniors, college and Europe. Fischer travels extensively throughout the course of the season spending time with each prospect, helping to further their development by providing guidance and support. He continues this mentoring process until a prospect has

developed into a professional hockey player, either at the National Hockey League level with the Red Wings or the American Hockey League level with the Grand Rapids Griffins.

Fischer was selected by Detroit in the first round (25th overall) of the 1998 NHL Entry Draft. An imposing figure on defense at 6-5 and 235-lbs., he patrolled the blue line for Detroit from 1999-00 through 2005-06. In 305 career games, the Horovice, Czech Republic, native scored 11 goals and collected 60 points. He also amassed 295 career penalty minutes. Fischer won the Stanley Cup as a player with Detroit in 2002 and was selected as the Red Wings' Rookie of the Year by the Detroit Sports Broadcasters Association following the 1999-2000 season.

Jiri has two children, Braidan and Lukas, and resides in suburban Detroit during the season.



CHRIS CHELIOS

Advisor to Hockey Operations

Chris Chelios enters his fifth season as advisor to hockey operations for the Detroit Red Wings. In his position, Chelios works closely with Detroit's front office, as well as the coaching staffs of the Red

Wings and the Grand Rapids Griffins, providing insight on a wide range of on-ice issues and helping to develop and mentor young players within the organization. He also assists the team's business operations, appearing at games and other functions to interact with fans and potential business partners.

Chelios retired as a player from the National Hockey League on August 31, 2010, after 26 seasons with the Montreal Canadiens, Chicago Blackhawks, Detroit Red Wings and Atlanta Thrashers. He played the most games by a defenseman in NHL history (1,651) and was the only player in league history to play in over 400 games for three different teams (Chicago-664, Detroit-578, Montreal-402). Chelios played his first NHL game on March 8, 1984, when the Canadiens hosted the Hartford Whalers and skated in his final game on April 6, 2010, when the Thrashers battled the New Jersey Devils. For 26 years in between, Chelios accomplished a litany of feats that place him among the game's all-time greats. He played

the fourth-most regular-season games in NHL history (1,651) and the most postseason games in league history (266), won three Stanley Cups (Montreal-1986 and Detroit 2002, 2008), three Norris Trophies as the NHL's best defenseman (1989, 1993, 1996), finished second in Norris Trophy voting twice (1995, 2002), made 11 NHL All-Star Game appearances (1985, 1990-94, 1996-98, 2002, 2008), finished as a First Team NHL All-Star five times (1989, 1993, 1995, 1996, 2002) and a Second Team All-Star twice (1991, 1997), ranks 10th all-time among defensemen with 948 points (185-763-948) and at the age of 48, Chelios retired as the second-oldest player in NHL history behind the legendary Mr. Hockey, Gordie Howe (52).

Chelios also played an integral role in the development of U.S.A. Hockey during his illustrious playing career. He would represent the United States at four Olympic Winter Games (1984, 1988, 2002, 2006), three Canada Cups (1984, 1987, 1991), two World Cup of Hockey events (1996, 2004) and once at the World Junior Championship (1982). Chelios led the stars and stripes to a championship at the 1996 World Cup of Hockey and a silver medal at the 2002 Olympic Winter Games in Salt Lake City.

Chelios lives in the Detroit area with his wife, Tracee. The couple has two daughters, Caley and Tara, and his two sons, Dean and Jake, are currently enrolled at Michigan State University and play hockey for the Spartans.

2014-15 DETROIT RED WINGS COACHING STAFF



MIKE BABCOCK *Head Coach*

Mike Babcock enters his 10th season as head coach of the Detroit Red Wings and the longest-tenured coach in the National Hockey League. He has compiled an impressive 415-198-91 record over his first nine campaigns in the Motor City, including a league-best 195-116-41 on the road. Last season, Babcock became the winningest coach in franchise history, passing both Scotty Bowman (410) and Jack Adams (415) in victories en route to his second career nomination for the Jack Adams Award as the NHL's Coach of the Year. In 2011-12, he became the third-fastest coach in NHL history to reach 400 career wins, achieving the feat in his 699th game as an NHL head coach (behind only Scotty Bowman at 690 games and Glen Sather at 694). Under his watch, the Red Wings have twice captured the Presidents' Trophy as the NHL's regular-season champion. In 2005-06, Detroit finished with a league-best 58 wins and 124 points, including an NHL record 31 road victories. The Red Wings again topped the league standings in 2007-08 with 54 wins and 115 points, and captured the Jennings Trophy allowing the fewest goals against. Those win totals (58, 54) represented the second and third-highest respectively in franchise history. From 2006-09, Babcock became the first coach in NHL history to guide his team to 50 wins in each of his first four seasons with a team. Since 2005-06, his first season as bench boss of the Red Wings, Detroit has more regular-season wins (415) and postseason wins (64) than any team in the NHL. The Saskatoon, SK, native was also a finalist for the 2008 Jack Adams Award and was the winner of the Sporting News' 2008 NHL Coach of the Year, as voted on by his peers. He was named the NHL's Coach of the Decade (2000-09) by both the Sporting News and Sports Illustrated. com. His overall record through 11 seasons is 484-260-19-105, giving him more regular-season wins than any other head coach since 2002-03, his first season in the NHL.

Babcock's postseason success is equally impressive. He guided the Red Wings to the 2008 Stanley Cup in just his third season with the team, securing his first NHL title and the 11th in team history. Babcock has coached in 136 postseason games since 2003, 16 more than any other coach during that span. He is 10th all-time with 79 career postseason wins and is third all-time among NHL head coaches for most playoff wins through their first 10 NHL seasons (Sather-89, Keenan-84). Babcock has led his teams to the Stanley Cup Final three times and the Western Conference Finals four times.

Prior to joining the Red Wings, Babcock spent two seasons with the Mighty Ducks of Anaheim (2002-04), where in his first season as head coach he led the Ducks to their first appearance in the Stanley Cup Final. With four straight wins over Detroit in the first round of the 2003 playoffs, the Ducks became the first team to sweep a defending Stanley Cup champion since 1952 when the Red Wings swept the Toronto Maple Leafs.

In 2002-03, Babcock led Anaheim to a then franchise-best 40 wins and 95 points (40-27-9-6). Anaheim was the most improved team in

the NHL that season, finishing 26 points ahead of their 2001-02 total. The Ducks also set club records for lowest goals-against average (2.32) and fewest goals allowed (193).

Prior to stepping behind the bench in Anaheim, Babcock spent two seasons as head coach of the Cincinnati Mighty Ducks (2000-02), at the time the primary American Hockey League affiliate of Detroit and Anaheim. He led the club to a combined 74-59-20-7 record, including a franchise-best 41 wins and 95 points (41-26-9-4) in 2000-01. Cincinnati qualified for the Calder Cup playoffs both seasons under his direction.

Babcock moved to Cincinnati following a successful six-year run as the head coach of the Spokane Chiefs of the Western Hockey League (1994-95 through 1999-2000). He compiled a regular season record of 228-173-29 in Spokane. He was twice named WHL Coach of the Year (1996 and 2000) and was selected as head coach of the 2000 WHL West Division All-Star Team.

In 1993-94, his only season with the Lethbridge Pronghorns of Canadian Interuniversity Sport (CIS), Babcock guided his team to a national championship winning the CIS University Cup and was named CIS Coach of the Year.

Babcock, 51, has also represented his native Canada at several international competitions. Most notably, he became the only coach in hockey history to lead his country to a gold medal victory in consecutive Olympic appearances after guiding Canada for both the 2010 Winter Olympics in Vancouver and the 2014 Winter Games in Sochi, Russia. The 2014 Canadian Olympic Team was one of the most dominant in the tournament's history, as they never trailed during the tournament and surrendered just three goals against during their perfect 6-0 run. Babcock's first international coaching experience came in 1997, when he earned the honor of coaching Team Canada at the World Junior Championships in Switzerland. Under his guidance, Canada secured gold with a 2-0 win over the United States in the championship game. In 2004, he led Team Canada to a gold medal at the World Championships in Prague as the Canadians posted a 7-1-1 overall record and defeated Sweden 5-3 in the tournament final. He became the first Canadian coach to serve as bench boss for both the World Junior and World Championship teams. Babcock then led Canada to a gold medal at the 2010 Olympic Winter Games in Vancouver and became the first coach to win all three components of the International Ice Hockey Federation's Triple Gold Club (World Championships, Olympics and Stanley Cup).

Away from the rink, Babcock is involved in several charitable causes. He is a staunch supporter of organizations focused on raising money for cancer research for kids, including the Jeffrey Thomas Hayden Foundation, an organization created to increase awareness about pediatric brain tumors while providing education and support to affected families. He is also an avid supporter of the Children's Hospital of Michigan, hosting patients at every Red Wings home game and making frequent visits to the hospital throughout the season. Babcock continues to be active in the Salvation Army's annual fundraising efforts around Metro Detroit as well, serving as a bell ringer to support the cause over the last nine holiday seasons.

Mike and his wife, Maureen, reside in Northville and have three children, Allie, Michael and Taylor.

2014-15 DETROIT RED WINGS COACHING STAFF



TONY GRANATO *Assistant Coach*

the Colorado Avalanche and an assistant coach for the Pittsburgh Penguins and 2014 U.S. Olympic Team. He will oversee the team's defensemen and run the penalty kill.

Granato, 50, spent the past five seasons with Pittsburgh in a similar role, guiding the team's defense (249 goals against per game, 10th) and penalty killing (85.0 percent, fifth) to top-10 finishes in the NHL during the 2013-14 campaign. The Penguins collected at least 101 points in each of Granato's seasons with the team and won a league-best 36 games during the 48-game season in 2012-13. During the 2013 postseason, his penalty killing unit posted a franchise-best 92.3 percent success rate, and in the 2010-11 season, the Penguins had the No. 1 ranked penalty kill in the NHL at 86.1 percent. He also served on Dan Bylsma's staff at the 2014 Winter Olympics in Sochi, Russia.

From 2002-09, Granato was a member of Colorado's coaching staff, starting in 2002-03 as an assistant coach and seeing two

stints (2002-04 and 2008-09) as a head coach. After just six months as an assistant coach, Granato was elevated to head coach for Colorado on Dec. 18, 2002 and led the Avalanche to a Northwest Division title with a 32-11-4-4 mark through the end of the season. The team sported a 40-22-13-7 record during the 2003-04 season, reaching the Western Conference Semifinals. Granato then worked as part of Joel Quenneville's staff with the Avalanche as an assistant coach from 2005-08, before a second stint as head coach of a young roster in 2008-09. Over his two stints, Granato compiled a 104-78-17-16 regular-season record with two postseason appearances.

A veteran of 773 NHL games with the New York Rangers, Los Angeles Kings and San Jose Sharks, Granato totaled 492 points (248-244-492) and 1,425 penalty minutes over his 13 seasons (1988-01). He was a member of the NHL All-Rookie Team in 1989 and was the recipient of the Bill Masterton Trophy in 1997. The Downers Grove, Ill., native also represented the United States internationally at the 1983 and 1984 World Junior Championships, the 1985, 1986 and 1987 World Championships and the 1988 Winter Olympics in Calgary, Alberta, totaling 36 points (14-22-36) and 44 penalty minutes in 46 international contests. He appeared in 152 games at the University of Wisconsin from 1983-87 prior to his professional career, notching 220 points (100-120-220) and 242 penalty minutes.

Tony and his wife, Linda, have four children: Michael, Dominic, Nicholas and Gabriella.



JIM HILLER *Assistant Coach*

playing career. He will work with the team's forwards and oversee the power play in his new role with Detroit.

Hiller, 45, most recently served as head coach of the WHL's Tri-City Americans from 2009-14. In 360 regular-season games behind the Americans bench, Hiller compiled a 210-124-11-15 record, helping the team to four playoff berths, two U.S. Division titles and an appearance in the WHL Finals in 2010. In 2011-12, Hiller was honored as the WHL's Coach of the Year and won the Brian Kilrea Coach of the Year Award as the top coach in the Canadian Hockey League after leading Tri-City to a 50-18-2-2 record. The Port Alberni, British

Columbia, native spent two years as an assistant coach in Tri-City (2002-04) before his first head coaching job with the BCHL's Alberni Valley Bulldogs in 2005-06. Hiller compiled a 43-12-2 record in his lone season with Alberni Valley before spending the next three seasons with the WHL's Chilliwack Bruins.

As a player, Hiller briefly spent time with the Red Wings, appearing in 21 regular-season games and two playoff games with Detroit in 1992-93. Originally drafted in the 10th round (207th overall) of the 1989 NHL Entry Draft by Los Angeles, Hiller appeared in 63 career NHL games with the Red Wings, Kings and New York Rangers from 1992-94, recording 20 points (8-12-20) and 116 penalty minutes. Prior to his professional career, he skated in three seasons with the Northern Michigan Wildcats, racking up 205 points (76-129-205) in 123 collegiate games from 1989-92. Hiller also suited up for the IHL's Phoenix Roadrunners and Atlanta Knights and the AHL's Binghamton Rangers before finishing his playing career in Europe. He picked up 209 points (80-129-209) in 237 games with Sportbund DJK Rosenheim and the Berlin Capitals in Germany from 1996-01 and recorded 41 points (22-19-41) in 38 for Milano in the Italian League in 2001-02.

Jim and his wife have three children: Trivia, Talon and Tuscan.

2014-15 DETROIT RED WINGS COACHING STAFF



ANDREW BREWER

Assistant Coach

including analyzing upcoming opponents through video scouts, capturing and editing video during games to communicate to the rest of the coaching staff and researching and providing statistics.

Brewer, 28, spent the previous three years with Hockey Canada, serving as the organization's video coach for vari-

ous international events, most recently working with Mike Babcock for Canada's gold-medal team at the 2014 Winter Olympics in Sochi, Russia. Since joining the organization in 2011, Brewer has served on Canada's coaching staff for the 2012, 2013 and 2014 IIHF World Championships and World Junior Championships, along with other Hockey Canada events including the Canada-Russia Challenge, CHL Subway Series, Deutschland Cup and World Sledge Hockey Challenge.

ous international events, most recently working with Mike Babcock for Canada's gold-medal team at the 2014 Winter Olympics in Sochi, Russia. Since joining the organization in 2011, Brewer has served on Canada's coaching staff for the 2012, 2013 and 2014 IIHF World Championships and World Junior Championships, along with other Hockey Canada events including the Canada-Russia Challenge, CHL Subway Series, Deutschland Cup and World Sledge Hockey Challenge.

Before his time with Hockey Canada, Brewer spent three seasons as an assistant coach at the University of New Brunswick, helping the club win the Canadian Interuniversity Sport's University Cup as national champions in 2009 and 2011.

Andrew and his wife, Patricia, have a son named Nicholas.



JIM BEDARD

Goaltending Coach

Goaltending coach Jim Bedard enters his 18th season with the Red Wings. In his position, Bedard works with goaltenders at every level within the team's system, splitting time between Detroit, Grand Rapids and Toledo. He also scouts goaltenders currently playing in the minors, as well as the junior and college ranks. Bedard has contributed to three Stanley Cup championships during his time with the Red Wings (1998, 2002 and 2008).

Bedard played his junior hockey for the Sudbury Wolves of the Ontario Hockey League and was drafted by the Washington Capitals in the 1976 National Hockey League Entry

Draft with their sixth selection (91st overall). He played in the Washington organization for five years, two of which were spent at the NHL level. His NHL statistics include 73 games played, a 17-40-13 record, a 3.94 GAA and one shutout. Bedard spent the majority of his playing career with the Hershey Bears of the American Hockey League, but also played for the Cincinnati Stingers (CHL), Rochester Americans (AHL), Tulsa Oilers (CHL) and Dayton Gems (IHL). Following his time with the Washington organization, Bedard spent 14 seasons in Europe playing for TPS in Turku, Finland.

At the conclusion of his playing days, Bedard began his coaching career working with goalies in the Ontario Hockey League. He worked as a goaltending coach for the Niagara Falls Thunder, before moving on as an assistant coach with the Erie Otters. In addition, he served as a goaltending consultant for various elite league teams in Europe.

Bedard, 57, spends the off-season in Windsor, Ontario, with his wife, Arja. The couple has one daughter, Seija.

Bedard, 57, spends the off-season in Windsor, Ontario, with his wife, Arja. The couple has one daughter, Seija.

2014-15 DETROIT RED WINGS SCOUTING STAFF



MARK HOWE

Director of Pro Scouting

Mark Howe enters his 20th year as part of Detroit's front office and his 23rd season overall with the organization. After ending his professional hockey career on September 28, 1995, Howe

joined the Red Wings front office as an assistant to the hockey operations department. In that capacity he began scouting the International Hockey League and American Hockey League. His energies, however, were primarily focused on preparing promising young defensemen within the organization for the National Hockey League at the club's minor league affiliates.

Howe has his name engraved on the Stanley Cup four times. He was a pro scout for Detroit's championship runs in 1997, '98 and '02 and was in his current role as the club's director of pro scouting for the Wings' last title in 2008. Mark has repeated Howe family history as his father, Gordie, won a total of four Stanley Cup titles during his

playing career with the Red Wings (1950, '52, '54 and '55).

Playing first in the World Hockey Association and then in the NHL, Howe finished his career as the second-highest scoring defenseman in professional hockey with 1,246 points (197G-545A-742P in 929 NHL games; 208G-296A-504P in 426 WHA games). Howe played three seasons with the Hartford Whalers and 10 with the Philadelphia Flyers, before returning to his hometown Detroit, inking a free-agent deal with the Red Wings on July 8, 1992. He finished his playing career in the Motor City, appearing in 122 regular-season games and collecting eight goals and 64 points.

Howe was a First Team NHL All-Star defenseman in 1983, '86 and '87. In 1985-86, he led the league with a +85 rating, and followed with a +57 rating to pace all NHL defensemen in 1986-87. He was runner-up for the Norris Trophy in both 1986 and 1987, and was selected to five NHL All-Star Games (1981, '83, '85, '86 and '88). For all of his incredible achievements on the ice, Mark was inducted into the National Hockey League Hall of Fame in the player category on November 14, 2011, in Toronto.

Mark currently resides in New Jersey and has three children: Travis, Nolan and Azia.



GLENN MERKOSKY

Pro Scout

Glenn Merkosky, 54, begins his 16th season as a member of Detroit's scouting staff and 23rd season overall with the organization. His primary responsibilities

include scouting the American Hockey League and National Hockey League, identifying talent and evaluating players for the organization. Merkosky consults with Detroit's front office

personnel throughout the season regarding players to target via trades or free agency.

During his time with the organization, Merkosky served as both a head coach (1996-99) and an assistant coach (1991-92) for the team's former minor league affiliate, the Adirondack Red Wings. The Edmonton, Alberta, native is also Adirondack's all-time franchise leader in games played (430), goals (204), assists (212) and points (416). Merkosky played in 66 career National Hockey League games for the Hartford Whalers (7), New Jersey Devils (39) and Detroit Red Wings (20).

Glenn resides in Glens Falls, New York, with his wife, Jennifer. They have four children.

2014-15 DETROIT RED WINGS SCOUTING STAFF



BRUCE HARALSON *Pro Scout*

ties include scouting National Hockey League clubs based

Bruce Haralson enters his sixth campaign as a pro scout for the Detroit Red Wings after spending the previous 13 seasons as an amateur scout with the organization. His primary responsibilities

include scouting National Hockey League clubs based in the western United States and Canada, along with their American Hockey League affiliates. Bruce is responsible for evaluating talent at the NHL and AHL levels in order to provide input to Red Wings management regarding potential trades and free agent acquisitions. In his previous role, Bruce scouted amateur players in the junior and college ranks playing in the western United States and Canada in advance of the annual NHL Entry Draft.

Bruce and his wife, Lise, live in Lynden, Washington, and spend their summers in Phoenix, Arizona. They have two sons, Jay and Chad.



KIRK MALTBY *Pro Scout*

League and American Hockey League levels currently playing on clubs based in the central United States and Canada. Maltby's input is used by Detroit's management team when considering potential trades and free agent acquisitions. He also assists Detroit's coaching staff with advanced scouting reports on upcoming opponents.

Maltby played 16 seasons in the National Hockey League before retiring on October 12, 2010, and moving into his current role. He was originally a third-round draft pick (65th overall) of the Edmonton Oilers in the 1992 NHL Entry Draft.

Kirk Maltby returns for his fifth season as a pro scout with the Detroit Red Wings. The 41-year-old Cambridge, Ontario, native is responsible for evaluating players at both the National Hockey

He spent parts of three seasons in Edmonton before a trade deadline deal in 1996 brought him to Detroit in exchange for defenseman Dan McGillis. Maltby would spend the rest of his career in the Motor City, playing 908 games in a Red Wings sweater, tied for eighth-most in franchise history (Sergei Fedorov). He finished his career with 128 goals, 132 assists, 260 points and 867 penalty minutes. Maltby also appeared in 169 postseason games for the Red Wings, fifth-most in team history. He won four Stanley Cups while donning the winged wheel (1997, '98, 2002 and '08) and became a fan favorite thanks to his agitating style. He was a member of the infamous 'Grind Line' in Detroit along with teammates Kris Draper and Darren McCarty. Maltby became the 239th player in NHL history to play in 1,000 career games on February 27, 2009, when the Red Wings played host to the Los Angeles Kings at Joe Louis Arena.

Kirk and his wife, Wendy, reside in Grosse Pointe with their three children, Ella, Landon and Leighton.

2014-15 DETROIT RED WINGS SCOUTING STAFF

AMATEUR SCOUTS



TYLER WRIGHT
*Director of
Amateur Scouting*



JEFF FINLEY
Chief Amateur Scout



DAVE KOLB
Amateur Scout



MARIO MAROIS
Amateur Scout



ANDREW DICKSON
Amateur Scout



KELLY HARPER
Amateur Scout



LEN QUESNELLE
Amateur Scout



SAM LITES
Amateur Scout



MARTY STEIN
Amateur Scout

EUROPEAN SCOUTS



HAKAN ANDERSSON
*Director of
European Scouting*



VLADIMIR HAVLUJ
European Scout



NIKOLAI VAKOUROV
European Scout



ARI VOURI
European Scout

TRAINING, EQUIPMENT & MEDICAL STAFF

TRAINERS

PIET VAN ZANT is entering his 13th season as head athletic trainer and 21st overall with the organization. He joined the Red Wings' staff as an assistant athletic trainer for the 1999-00 season after spending six years with Detroit's AHL franchise in Glens Falls, N.Y. Van Zant received a bachelor's degree in athletic training from Central Michigan University in 1993. Piet and his wife, Missy, reside in suburban Detroit with their four children Jared, Dylan, Mikayla and McKenna.

RUSS BAUMANN enters his 13th season with the Red Wings as the club's assistant athletic therapist. The Livonia native graduated from Central Michigan University with a bachelor's degree in athletic training in 1993 and his Master's in physical therapy from Wayne State University in 1999. Russ and his wife, Jennifer, reside in suburban Detroit with their son, Blake, and daughter, Hailey.

EQUIPMENT STAFF

PAUL BOYER enters his 22nd season as equipment manager after joining the Wings for the 1994-95 season following one season with the New Jersey Devils. A native of Sault Ste. Marie, Ontario, Boyer earned a bachelor of science degree from Lake Superior State University, then spent five years as the school's hockey trainer before heading to the National Hockey League. Boyer was selected to work the 2002 NHL All-Star game in Los Angeles. He served seven years as president of the Society of Professional Hockey Equipment Managers (SPHEM). Prior to being named president of SPEHM, Boyer was secretary for four terms. Paul and his wife, Helen, have three children and reside in Grosse Pointe.

JOHN REMEJES enters his seventh season as an assistant equipment manager of the Red Wings. The Mt. Clemens native was part of the game night staff for 14 years, beginning as a stick boy for visiting teams at age 16, prior to his first year as a full-time assistant equipment manager in 2008-09. John attended Central Michigan University and Alma College.

DAN KERSTETTER begins his third season as an assistant equipment manager of the Red Wings and his fifth overall with the team. Dan worked two seasons as a game night staff member, assisting the equipment team during all Red Wings home games prior to moving into his current position. The Grosse Pointe resident earned a Sociology degree from SUNY Albany.

MEDICAL STAFF

The Red Wings' medical staff consists of the club's medical director, **DONALD W. WEAVER, M.D.** (10th year), team physicians **DOUGLAS G. PLAGENS, M.D.** (10th year) and **ANTHONY COLUCCI, D.O.** (24th year), and team dentists **JEFFREY BOOGREN, D.D.S.** (6th year) and **RANDY FREIJ, D.D.S.** (6th year).



PIET VAN ZANT
Athletic Trainer



RUSS BAUMANN
Assistant
Athletic Trainer



PAUL BOYER
Equipment
Manager



JOHN REMEJES
Assistant
Equipment Manager



DAN KERSTETTER
Assistant
Equipment Manager



**SERGEI
TCHEKMAREV**
Team Masseur



**ANTHONY
COLUCCI, D.O.**
Team Physician



**DONALD W.
WEAVER, M.D.**
Team Medical
Director



**DOUGLAS G.
PLAGENS, M.D.**
Team Physician



**DR. JEFFREY
BOOGREN**
Team Dentist



**DR. RANDY
FREIJ**
Team Dentist



**AINARS
TREIGUTS**
Team Masseur

RED WINGS ON AIR (RADIO & TV)

FOX SPORTS DETROIT

All 82 Detroit Red Wings regular-season games will be carried live on both radio and television. Fox Sports Detroit continues to be the television partner of the Red Wings by airing 71 regular-season contests and all first round playoff contests not designated as exclusive national broadcasts. Detroit will be featured exclusively on NBC or NBCSN broadcasts 11 times in 2014-15.

Ken Daniels and former Red Wings forward, Mickey Redmond, return as the Red Wings' TV announce crew with former Red Wings goaltender and three-time Stanley Cup champion Chris Osgood rotating in for Redmond during select road games.

KEN DANIELS begins his 18th season as the Red Wings' television play-by-play announcer, joining the team from Hockey Night In Canada, where he handled play-by-play duties and hosted segments with Don Cherry on Coach's Corner.

While working for CBC, Daniels' diverse sports experience included hosting stints for CBC Sports Weekend and the Indy Car World Series, as well as Formula One Grand Prix coverage and Toronto Blue Jays baseball. Daniels' broadcast resume also includes two Olympic Games (1996 Atlanta and 1988 Seoul) where he covered a wide range of sports including cycling, baseball, canoeing, kayaking, tennis and judo.

In addition to his numerous television assignments for CBC, Daniels was also the voice of morning sports for Toronto's all-sports radio station, The Fan 590, for eight years.

Ken won a Michigan Emmy in 2006 when he called a Red Wings-Ottawa Senators game from between the benches at

Joe Louis Arena. In 2011, he was named the winner of the Detroit Sports Broadcasters Association's Ty Tyson Award for broadcast excellence.

MICKY REDMOND enters his 29th year as color analyst on Red Wings television broadcasts. Redmond is a highly-regarded analyst whose broadcast resume includes work on nationally-televised games for Fox Sports, ESPN (including ESPN International broadcasts of the 1997 and 1998 Stanley Cup Finals) and CBC's Hockey Night In Canada. During the 2001 Stanley Cup Playoffs, Redmond worked with ABC as the sideline reporter for the Detroit broadcasts.

Mickey twice was a 50-goal scorer in five full seasons with Detroit after being acquired from Montréal with Guy Charron and Bill Collins for Frank Mahovlich in January, 1971. He scored 52 goals and made the NHL's First All-Star Team in 1973, then netted 51 the next season to earn a Second-Team berth. He had 233 goals and 195 assists in 538 regular-season games in nine NHL seasons with Montréal and Detroit.

JOHN TUOHEY enters his 18th year as Executive Producer for FOX Sports Detroit telecasts. A native of Detroit and graduate of the University of Michigan, Tuohey returned to his hometown in 1997 to launch FOX Sports Detroit, leaving his own production company in Chicago. He spent ten years as executive producer of SportsChannel Chicago where he earned local Emmys for his work on Blackhawks, Bulls and White Sox telecasts.

97.1 FM THE TICKET

97.1 FM The Ticket (along with WXYT AM 1270) begins its 14th year as the flagship radio station of the Red Wings and will broadcast all of Detroit's regular-season and playoff games.

The radio team of play-by-play announcer Ken Kal and analyst Paul Woods return for their 20th season together behind the microphone of the Wings' flagship station.

KEN KAL begins his 20th season as the radio play-by-play man for the Red Wings. Prior to joining the Detroit organization, Kal handled the play-by-play duties for University of Michigan hockey for 11 years on Ann Arbor AM stations - seven on WTKA after the first four on WAAM, during which time he also covered the Red Wings as a reporter. Born and raised in the city of Detroit, Kal began his radio career immediately following graduation from Wayne State University in 1979 with his first job at WAAM, handling sports and working as an on-air personality.

In addition to his broadcast duties, Kal represents the Red Wings in the community by visiting schools or business

groups, hosting team events and playing for the Wings' charity softball team. Rounding out his administrative duties, Ken also works with the broadcast department to expand the Red Wings radio network and maintain affiliate relations. Kal received the DSBA's Ty Tyson Award for broadcast excellence in 2007. He is also a board member of the Polish-American Sports Hall of Fame. Ken and his wife, Darlene, reside in St. Clair Shores and enjoy boating and spending time with their two dogs.

PAUL WOODS is back for his 28th season as color analyst for the Red Wings, a career which began shortly after the conclusion of his playing days in the NHL. A native of Hespeler, Ont., Woods was drafted by Montréal in 1975. He never played for the Canadiens, but was obtained by Detroit in the 1977 waiver draft. His seven-year stint with the Red Wings began in 1977-78 and ended after the 1983-84 season. A former captain for Detroit, he finished his NHL career with 72 goals and 124 assists in 501 regular-season games.

RED WINGS ON AIR (RADIO & TV)



PAUL WOODS & KEN KAL
97.1 FM Analyst and 97.1 FM Play-by-Play



MICKY REDMOND & KEN DANIELS
Television Analyst - Television Play-by-Play



CHRIS OSGOOD
Television Analyst



JOHN KEATING
Pre-Game Host/Reporter



TREVOR THOMPSON
Post-Game Host/Reporter



JIMMY POWERS
Program Director
97.1 The Ticket-WXYT



JOHN TUOHEY
Executive Producer
Fox Sports Detroit

DETROIT RED WINGS NETWORK AFFILIATES

Covering the entire state of Michigan and beyond...

| CITY | STATION | FREQUENCY | CITY | STATION | FREQUENCY |
|----------------|-------------|--------------------------|------------------|---------|-----------|
| DETROIT | WXYT | 97.1 FM/1270 AM | Houghton | WCCY | 1400 AM |
| Detroit | WXYT | 97.1 FM | Jackson | WIBM | 970 AM |
| Alpena | WRGZ | 96.7 FM | Kalamazoo | WKZO | 590 AM |
| Ann Arbor | WTKA | 1050 AM | Lansing | WVFN | 730 AM |
| Big Rapids | WBRN | 95.1 FM/107.7 FM/1460 AM | London, ONT | CKSL | 1290 AM |
| Cadillac | WKAD | 93.7 FM | Ludington | WWKR | 94.1 FM |
| Charlevoix | WMKT | 1230 AM | Newberry | WNBV | 1450 AM |
| Cheboygan | WCHY | 97.7 FM | Petoskey | WMBN | 1340 AM |
| Escanaba | WGLQ | 97.1 FM | Port Huron | WPHM | 1380 AM |
| Flint | WTRX | 1330 AM | Saginaw | WSGW | 790 AM |
| Grand Rapids | WBBL | 107.3 FM | Sault Ste. Marie | WSOO | 1230 AM |
| Grayling | WGRY | 101.1 FM | Toledo, OH | WLQR | 106.5 FM |
| Holland | WHTC | 1450 AM | Traverse City | WCCW | 1310 AM |

AFFILIATE STATIONS ARE SUBJECT TO CHANGE

RED WINGS GAME STAFF & OFF-ICE OFFICIALS

GAME STAFF

| | |
|--|--|
| Public Address Announcer | ERICH FREINY |
| Director of Broadcasting | SHELDON NUEMAN |
| Broadcast Facilities..... | BOB HILTON |
| Broadcast Procurement..... | CAROL SARNECKY |
| NHL Engineering | DANIEL THOMAS |
| Minister of Statistics and Research..... | GREG INNIS |
| Game Night Staff Coordinator..... | GARY HINDS |
| Game Night Staff Volunteers..... | JASON BLADES, DINO HINDS, LARRY KOSIBA, CHIP MOLITOR, JIM OMILIAN, MATT PAVELICH, MARK PERNAK, TOM SHAW, PAUL VOCKLER |
| Red Wings' Dressing Room Attendant..... | RICK SZUBER |
| Visitors' Dressing Room Attendants | DAN KERSTETTER, BILL KERSTETTER |

NHL OFF-ICE OFFICIALS

| | |
|---------------------------------------|--|
| Supervisor & Penalty Timekeeper | MIKE HARGRAVES |
| Game Timekeeper | PHIL BLAIN |
| Official Scorer | BOB DALLOS |
| Goal Judges..... | STEVE HOSMER, JACK MACROBERT |
| Penalty Box Attendants..... | DOUG FLEES, LEN PAQUETTE |
| Scoring System Manager..... | RON HAYES |
| Real Time Scorers | MIKE BLAIR, DAN HALL, GREG HAMES, KEITH JUNGQUIST, PAUL KOLINSKI, TOM MALLON, MIKE MONDALEK |
| Commercial Coordinators..... | CHIP MOLITOR, JOHN VIECELI |
| Video Replay Officials | KEVIN HALL, DENNIS PARISH |
| Video Replay Technicians..... | REGAL PALLAS, ROB RANCOUR |
| Arena Technical Coordinators | CHUCK FRIEDMAN, MARTY FOSTER, JASON KING, KEN OLARI |




#40 HENRIK
ZETTERBERG

DETROIT RED WINGS

2014-15 PLAYER ROSTER

IT'S MORE 
THAN HOCKEY.
#IMTH



2014-15 DETROIT RED WINGS

8 JUSTIN ABDELKADER

6-1 • 219 lbs. • Left Wing • Shoots Left
Born: Muskegon, MI – February 25, 1987
Last Amateur Club: Michigan State University
(Central Collegiate Hockey Association – NCAA)

BECAME A RED WING: Second round (42nd overall) in 2005 NHL Entry Draft.

CAREER STATS VS. NHL

| TEAM | GP | G | A | PTS | PIM |
|------|----|---|---|-----|-----|
| ANA | 13 | 4 | 1 | 5 | 9 |
| ARI | 15 | 0 | 1 | 1 | 12 |
| BOS | 8 | 1 | 1 | 2 | 0 |
| BUF | 8 | 0 | 3 | 3 | 6 |
| CAL | 13 | 2 | 2 | 4 | 10 |
| CAR | 6 | 1 | 1 | 2 | 4 |
| CHI | 21 | 1 | 3 | 4 | 10 |
| COL | 14 | 2 | 2 | 4 | 9 |
| CBJ | 23 | 2 | 2 | 4 | 10 |
| DAL | 16 | 0 | 3 | 3 | 7 |
| EDM | 14 | 2 | 5 | 7 | 22 |
| FLA | 8 | 0 | 2 | 2 | 8 |
| L.A. | 15 | 1 | 3 | 4 | 12 |
| MIN | 13 | 0 | 3 | 3 | 13 |
| MON | 6 | 0 | 2 | 2 | 4 |
| NSH | 20 | 6 | 1 | 7 | 13 |
| NJ | 7 | 0 | 3 | 3 | 0 |
| NYI | 5 | 1 | 1 | 2 | 2 |
| NYR | 6 | 0 | 1 | 1 | 6 |
| OTT | 6 | 0 | 1 | 1 | 0 |
| PHI | 6 | 0 | 0 | 0 | 2 |
| PIT | 5 | 0 | 1 | 1 | 0 |
| STL | 24 | 5 | 4 | 9 | 12 |
| SJ | 15 | 1 | 1 | 2 | 11 |
| TB | 7 | 1 | 0 | 1 | 6 |
| TOR | 4 | 1 | 0 | 1 | 7 |
| VAN | 15 | 6 | 2 | 8 | 30 |
| WSH | 9 | 1 | 1 | 2 | 0 |
| WGP | 5 | 0 | 0 | 0 | 0 |

TOTAL 327 38 50 88 225

CAREER

Entering his seventh year as a professional and sixth full season in Detroit... Re-signed to a new four-year contract on September 14, 2012...Made his NHL debut with the Red Wings on April 3, 2008 (amateur tryout)...Helped the Michigan State Spartans capture the 2007 NCAA Division I title, scoring game-winning goal in championship game vs. Boston College...Named 2007 NCAA Tournament MVP and Frozen Four Most Outstanding Player...Competed for the United States at the 2012 and 2014 IIHF World Championship...Won a bronze medal with Team USA at 2007 IIHF World Junior Championship...Won 2005 Clark Cup championship with Cedar Rapids.

BY SEASON

2013-14: Set a new career high with 28 points (10-18-28) in 70 regular-season games...Lost 12 games due to injury...Ranked among team leaders with three game-winning goals (T4th), 147 shots (6th) and 21 takeaways (9th)...Led Detroit in hits for the second-straight season (172)...Averaged 15:17 TOI. Established a career best with a four-game point streak (1-3-4) from 11/24-12/1...Skated in his 300th NHL game on 1/18 vs. Los Angeles...Had a pair of two-goal games and scored game-winning goal on 2/3 vs. Vancouver and 4/13 at St. Louis...Captained the United States at the 2014 IIHF World Championship in Minsk, Belarus, notching four points (3-1-4) in six games.

2012-13: One of four Red Wings to skate in all 48 regular season games...Set a new career best with 10 goals...Ranked fifth on the club in goals and led the team with 120 hits...Finished fifth on the team with 96 shots...Averaged a career-high 14:48 TOI during the regular season...Recorded his first career hat trick and a career-high four points on 3/22 at Anaheim...Registered three points (2-1-3) in 12 postseason appearances...Led Detroit with 33 penalty minutes in the playoffs and tied for the team lead with a +4 rating...Tied for 10th in the NHL and led Detroit with 61 hits in the playoffs...Missed two playoff games due to suspension...Averaged 16:57 TOI in the postseason, fourth-best among Detroit forwards.

2011-12: Appeared in a career-high 81 games for Detroit...Missed one game with the flu...Registered career-highs in goals (8), assists (14), points (22) and PIM (62)...Led Detroit forwards and finished second on the team with 148 hits...Won 52.9% of his face-offs taken, second-best on the team...Recorded six fighting majors...Played in his 200th career game on 3/19 vs. Washington...Averaged 12:18 TOI during the regular season...Appeared in all five postseason games...Averaged 12:31 TOI during the postseason...Finished third among Detroit forwards with nine hits in the playoffs...Did not register a postseason point for the second consecutive year.

2010-11: Appeared in a career-high 74 games for the Red Wings... Led all Detroit players with 188 hits...Registered career-highs with seven goals, 12 assists, 19

**IT'S MORE
THAN HOCKEY™**

2014-15 DETROIT RED WINGS

8 JUSTIN ABDELKADER continued



points, 61 PIM and 129 shots on goal...Led Detroit with a +15 rating...Scored first career game-winning goal 11/3 at Calgary...Tied for team lead with three fighting majors...Won 52.8% of face-offs taken in 2010-11...Played in his 100th career game 2/9 vs. Nashville...Averaged 12:18 of ice time per game during regular season...Appeared in all 11 postseason games for Detroit...Did not register a postseason point...Finished playoffs with a -4 rating and 22 PIM.

2009-10: Appeared in a career-high 50 games for Detroit...Registered career highs with three goals, three assists, six points and 35 PIM...Notched his first career regular season point 10/15 vs. Los Angeles (assist)...Scored his first career regular season goal 10/17 vs. Colorado...Had his first career multi-goal game 11/11 at Columbus...Finished third on Detroit with 152 hits despite appearing in just 50 games...Dressed for 11 of Detroit's 12 postseason games in the 2010 Stanley Cup Playoffs...Finished with two postseason points (1-1-2) and 36 PIM...Appeared in 33 games for the Grand Rapids Griffins (AHL), finishing with 24 points (11-13-24), 86 PIM, one PPG, one SHG and a +6 rating...Served as an alternate captain in Grand Rapids.

2008-09: Appeared in two regular season games with Detroit...Did not register a point in two regular season games...Recalled to Detroit 5/8 and played in 10 postsea-

son games for the Red Wings, recording 32 hits...Played in his first career NHL postseason game in Game 5 vs. Anaheim on 5/10, registering his first career postseason point (assist)...Scored his first two career postseason goals in Games 1 and 2 vs. Pittsburgh, becoming the first player in NHL history to score goals in the first two games of a Stanley Cup Final having never previously scored a goal in the NHL (regular season or playoffs)...Made his AHL debut with the Grand Rapids Griffins...Appeared in 76 games, finishing second in team scoring with 52 points, tied for second in goals (24), and fifth in assists (28)...Led team with 102 penalty minutes...Tied for third in goals among AHL rookies...Recorded team-best six goals in 10 games during AHL postseason...Named to the AHL's All-Rookie Team and a finalist for the rookie of the year award, equaling the franchise record for most goals by a rookie (24) and recording the second-most points by a Griffins' rookie.

2007-08: Signed to an amateur tryout by Detroit 4/3, forgoing his final collegiate season...Made his NHL debut vs. Columbus on 4/3, playing 11:20 and recording three shots and three hits...Played two regular season games for the Wings...Was a Black Ace during the 2008 Stanley Cup Playoffs...Appeared in 42 games for Michigan State...

2014-15 DETROIT RED WINGS

8 JUSTIN ABDELKADER continued

Named alternate captain as a junior...Finished second on team in points (40), game-winning goals (5), plus-minus (+15), shots (137), and finished third in assists (21) and goals (19)...Led team with 107 PIM...MSU owned an 18-4-0 record when Abdelkader registered a point...Named to NCAA West Regional All-Tournament Team...CCHA's Best Defensive Forward.

2006-07: Appeared in 38 games for Michigan State...Helped MSU capture the 2007 NCAA Championship, scoring the game-winning goal in the championship game vs. Boston College with 18.9 seconds remaining – the latest a game winner has ever been scored in a NCAA title game...Named 2007 NCAA Championship Tournament MVP and 2007 Frozen Four Most Outstanding Player...Finished third on the team in scoring with 33 points and tied for third on the squad with 18 assists...Led team with 91 penalty minutes.

PERSONAL

Justin resides in his hometown of Muskegon, Mich., during the off-season...He started Michigan State's "Shoot

for a Cure" initiative to help benefit children's cancer charities and remains active with the cause to date...He is also active in the Salvation Army's annual fundraising efforts, serving as a bell ringer over the last four holiday seasons...Justin started the 'Abby's All Stars' reading program for elementary school students across the state of Michigan in 2012-13, hosting one elementary student and his/her guardian at every Red Wings home game...He also visits several elementary schools each year to read 'The Little Engine That Could' to students...Volunteered for the 2014 MI Wings Community Tour this September, visiting the Michigan National Guard Joint Forces Headquarters in Lansing, Mich., signing autographs and meeting National Guard members from the Lansing area, and packed meals for Kids' Food Basket in Grand Rapids, Mich., to help attack childhood hunger through the Sack Supper program...His hockey hero growing up: Steve Yzerman...Favorite musical artist: Rascal Flatts...Favorite food: pasta.

CAREER HIGHLIGHTS

FIRSTS:

FIRST GP:.....04/03/2008 DET 3 VS CBJ 2
FIRST ASST:.....10/15/2009 DET 5 VS LA 2
FIRST GOAL:.....10/17/2009 DET 3 VS COL 4
FIRST GOAL VERSUS :
ANDERSON, CRAIG.....AT 3:25 OF PERIOD 1

POINTS: 4 (1X).....03/22/2013 DET 5 AT ANA 1 (3G-1A)
SOG: 7 (1X).....03/23/2011 DET 1 VS VAN 2
PIM: 9 (1X).....02/08/2012 DET 4 VS EDM 2
HAT TRICKS: 3/22/2013 DET 5 AT ANA 1 (3G)
MULTI-PT GAMES: 13.....04/13/2014 DET 3 AT STL 0 (2G-0A)

MOSTS:

GOALS: 3 (1X).....03/22/2013 DET 5 AT ANA 1
ASSISTS: 2 (2X).....02/08/2012 DET 4 VS EDM 2

MOST RECENTLY

LONGEST PERSONAL STREAKS:

GOALS: 2 (4X).....02/02/2014 02/03/2014 (3G)
ASSISTS: 2 (6X).....04/04/2014 04/05/2014 (2A)
PTS: 4 (1X).....11/24/2013 12/01/2013 (1G-3A)

CAREER STATS

REGULAR SEASON

PLAYOFFS (BOLD)

| SEASON | CLUB | LEAGUE | GP | G | A | P | PM | GP | G | A | P | PM |
|-----------------------|---------|--------|------------|-----------|-----------|-----------|------------|-----------|----------|----------|-----------|-----------|
| 2007-08 | DETROIT | NHL | 2 | 0 | 0 | 0 | 0 | 0 | 0 | 0 | 0 | 0 |
| 2008-09 | DETROIT | NHL | 2 | 0 | 0 | 0 | 0 | 10 | 2 | 1 | 3 | 0 |
| 2009-10 | DETROIT | NHL | 50 | 3 | 3 | 6 | 35 | 11 | 1 | 1 | 2 | 36 |
| 2010-11 | DETROIT | NHL | 74 | 7 | 12 | 19 | 61 | 11 | 0 | 0 | 0 | 22 |
| 2011-12 | DETROIT | NHL | 81 | 8 | 14 | 22 | 62 | 5 | 0 | 0 | 0 | 2 |
| 2012-13 | DETROIT | NHL | 48 | 10 | 3 | 13 | 34 | 12 | 2 | 1 | 3 | 33 |
| 2013-14 | DETROIT | NHL | 70 | 10 | 18 | 28 | 31 | 5 | 0 | 2 | 2 | 6 |
| DETROIT TOTALS | | | 327 | 38 | 50 | 88 | 225 | 54 | 5 | 5 | 10 | 99 |
| NHL TOTALS | | | 327 | 38 | 50 | 88 | 225 | 54 | 5 | 5 | 10 | 99 |



2014-15 DETROIT RED WINGS

18 JOAKIM ANDERSSON

6-2 • 207 lbs. • Center • Shoots Left
Born: Munkedal, Sweden – February 5, 1989
Last Amateur Club: Frolunda (Sweden)

BECAME A RED WING: Third round (88th overall) in 2007 NHL Entry Draft.

CAREER STATS VS. NHL

| TEAM | GP | G | A | PTS | PIM |
|------|----|---|---|-----|-----|
| ANA | 5 | 1 | 1 | 2 | 2 |
| ARI | 5 | 1 | 0 | 1 | 0 |
| BOS | 4 | 0 | 3 | 3 | 0 |
| BUF | 2 | 0 | 0 | 0 | 0 |
| CAL | 4 | 2 | 1 | 3 | 6 |
| CAR | 2 | 0 | 0 | 0 | 0 |
| CHI | 4 | 0 | 1 | 1 | 0 |
| COL | 5 | 0 | 1 | 1 | 0 |
| CBJ | 5 | 0 | 0 | 0 | 0 |
| DAL | 4 | 1 | 0 | 1 | 0 |
| EDM | 4 | 1 | 1 | 2 | 2 |
| FLA | 4 | 0 | 0 | 0 | 0 |
| L.A. | 5 | 0 | 0 | 0 | 2 |
| MIN | 3 | 0 | 0 | 0 | 2 |
| MON | 2 | 0 | 0 | 0 | 0 |
| NSH | 6 | 0 | 1 | 1 | 0 |
| NJ | 3 | 1 | 1 | 2 | 0 |
| NYI | 3 | 0 | 0 | 0 | 0 |
| NYR | 2 | 0 | 1 | 1 | 0 |
| OTT | 4 | 0 | 0 | 0 | 0 |
| PHI | 3 | 0 | 1 | 1 | 0 |
| PIT | 1 | 0 | 0 | 0 | 0 |
| STL | 5 | 0 | 0 | 0 | 2 |
| SJ | 5 | 0 | 0 | 0 | 0 |
| TB | 5 | 1 | 0 | 1 | 0 |
| TOR | 3 | 1 | 1 | 2 | 0 |
| VAN | 5 | 2 | 1 | 3 | 0 |
| WSH | 3 | 0 | 0 | 0 | 0 |
| WGP | 2 | 0 | 0 | 0 | 2 |

TOTAL 108 11 14 25 20

CAREER

Entering his seventh professional season and third with Detroit...Re-signed to a new two-year contract on August 6, 2013...Made his NHL debut on December 27, 2011 vs. St. Louis and notched his first two NHL points on February 15, 2013 vs. Anaheim...Won 2013 Calder Cup championship with the Grand Rapids Griffins...Won back-to-back silver medals with Sweden in the 2008 and 2009 IIHF World Junior Championships...Won a gold medal for his country at the 2007 IIHF World U-18 Championship.

BY SEASON

2013-14: Bested his rookie-year totals with eight goals and 17 points in 65 games for Detroit...Missed 12 games due to a foot injury...Won 345 faceoffs to rank second on the team and finished fifth on the club with a 51.4 faceoff percentage...Tallied his third career multi-point game with two points (1-1-2) on 11/2 at Edmonton and registered his first NHL multi-assist game (0-2-2) on 11/27 vs. Boston...Recorded points in back-to-back games on five occasions...Notched his first game-winning goal on 1/4 at Dallas...Averaged 13:29 TOI.

2012-13: Appeared in 38 games for Detroit, notching eight points (3-5-8)...Scored his first NHL goal on 2/15 vs. Anaheim and added his first NHL assist in the same game...Tallied his first two-goal game on 2/24 vs. Vancouver...Averaged 12:05 TOI as a rookie...Skated in all 14 playoff games for Detroit, chipping in five points (1-4-5) and averaging 13:19 TOI...Scored his first NHL postseason goal on 5/27 vs. Chicago...Member of the Calder Cup-champion Grand Rapids Griffins...Named AHL Player of the Week on 1/20 after picking up seven points (2-5-7) in two games...Registered 27 points (10-17-27) in 37 regular season games...Led Grand Rapids with five game-winning goals...Recorded eight points (3-5-8) in 10 AHL playoff games.

2011-12: Skated in five games for Detroit but did not register a point...Made his NHL debut on 12/27 vs. St. Louis...Appeared in 73 games for the Grand Rapids Griffins...Set AHL career highs with 21 goals, 30 assists and 51 points...Ranked sixth on the Griffins in assists and points and sat third in goals...Registered 13 multi-point games...Named an alternate captain for Grand Rapids during the season...Picked up his first-ever hat trick on 4/4 vs. Texas.

2010-11: Suited up in 79 games for the Grand Rapids Griffins in his first full AHL campaign...Posted 22 points (7-15-22) and 30 penalty minutes...Registered a season-best three points (1-2-3) on 12/27 at Chicago.

2009-10: Appeared in 55 games with Frolunda of the Swedish Elite League (SEL)...Recorded 18 points (6-12-18) and placed eighth on the team in scoring...Suited up in seven playoff games and registered three points (1-2-3).

2008-09: Played his first full professional season with Frolunda of the Swedish Elite League...Tallied 12 points (6-6-12) and 22 penalty minutes in 49 games...Also

**IT'S MORE
THAN HOCKEY™**

2014-15 DETROIT RED WINGS

18 JOAKIM ANDERSSON continued



recorded four points (2-2-4) in four games for Borås in second-tier Sweden...Represented Sweden at the World Junior Championship in Ottawa...Won his second straight silver medal...Served as alternate captain for his country...Joined the AHL's Grand Rapids Griffins on a late-season tryout...Registered three points (1-2-3) in 10 playoff games with the Griffins.

PERSONAL

Joakim spends his offseason in Gothenburg, Sweden... He enjoys fishing, watching soccer and playing video games...He hopes to coach hockey after his playing career...Hockey hero as a youth: Peter Forsberg...Favorite food: lasagna...Favorite TV show: How I Met Your Mother... Greatest hockey memory is winning the Swedish junior league championship in back-to-back seasons.

CAREER HIGHLIGHTS

FIRSTS:

FIRST GP:.....12/27/2011 DET 3 VS STL 2
FIRST GOAL:.....02/15/2013 DET 2 VS ANA 5
FIRST GOAL VERSUS :
FASTH, VIKTOR.....AT 3:01 OF PERIOD 2
FIRST ASST:.....02/15/2013 DET 2 VS ANA 5

MOSTS:

GOALS: 2 (1X).....02/24/2013 DET 8 VS VAN 3
ASSISTS: 2 (1X).....11/27/2013 DET 6 VS BOS 1

MOST RECENTLY

POINTS: 2 (4X).....11/27/2013 DET 6 VS BOS 1 (0G-2A)
SOG: 5 (1X).....11/24/2013 DET 3 AT BUF 1
PIM: 4 (1X).....12/19/2013 DET 3 VS CGY 2
HAT TRICKS: 0
MULTI-PT GAMES: 4.....11/27/2013 DET 6 VS BOS 1 (0G-2A)

LONGEST PERSONAL STREAKS:


GOALS: 2 (2X).....12/19/2013 12/21/2013 (2G)
ASSISTS: 2 (1X).....03/06/2014 03/07/2014 (2A)
PTS: 2 (6X).....03/29/2014 03/30/2014 (1G-1A)

CAREER STATS

REGULAR SEASON

PLAYOFFS (BOLD)

| SEASON | CLUB | LEAGUE | GP | G | A | P | PM | GP | G | A | P | PM |
|-----------------------|---------|--------|------------|-----------|-----------|-----------|-----------|-----------|----------|----------|----------|-----------|
| 2011-12 | DETROIT | NHL | 5 | 0 | 0 | 0 | 0 | 0 | 0 | 0 | 0 | 0 |
| 2012-13 | DETROIT | NHL | 38 | 3 | 5 | 8 | 8 | 14 | 1 | 4 | 5 | 10 |
| 2013-14 | DETROIT | NHL | 65 | 8 | 9 | 17 | 12 | 1 | 0 | 0 | 0 | 0 |
| DETROIT TOTALS | | | 108 | 11 | 14 | 25 | 20 | 15 | 1 | 4 | 5 | 10 |
| NHL TOTALS | | | 108 | 11 | 14 | 25 | 20 | 15 | 1 | 4 | 5 | 10 |



2014-15 DETROIT RED WINGS

17 DANIEL CLEARY

6-0 • 208 lbs. • Right Wing • Shoots Left
Born: Carbonear, Newfoundland – **December 18, 1978**
Last Amateur Club: Belleville (OHL)

BECAME A RED WING: Signed as a free agent on October 4, 2005.

CAREER STATS VS. NHL

| TEAM | GP | G | A | PTS | PIM |
|--------------|------------|------------|------------|------------|------------|
| ANA | 47 | 9 | 12 | 21 | 33 |
| ARI | 45 | 7 | 6 | 13 | 20 |
| BOS | 15 | 2 | 2 | 4 | 19 |
| BUF | 16 | 0 | 3 | 3 | 10 |
| CAL | 48 | 6 | 13 | 19 | 19 |
| CAR | 14 | 1 | 5 | 6 | 2 |
| CHI | 59 | 5 | 14 | 19 | 22 |
| COL | 48 | 11 | 9 | 20 | 22 |
| CBJ | 56 | 16 | 12 | 28 | 35 |
| DAL | 50 | 5 | 12 | 17 | 18 |
| DET | 15 | 1 | 4 | 5 | 4 |
| EDM | 33 | 7 | 13 | 20 | 14 |
| FLA | 16 | 7 | 1 | 8 | 20 |
| L.A. | 50 | 7 | 14 | 21 | 16 |
| MIN | 47 | 12 | 15 | 27 | 43 |
| MON | 15 | 3 | 5 | 8 | 6 |
| NSH | 60 | 11 | 17 | 28 | 30 |
| NJ | 9 | 1 | 1 | 2 | 2 |
| NYI | 11 | 2 | 2 | 4 | 4 |
| NYR | 13 | 2 | 3 | 5 | 12 |
| OTT | 16 | 1 | 3 | 4 | 10 |
| PHI | 12 | 1 | 2 | 3 | 6 |
| PIT | 11 | 5 | 2 | 7 | 0 |
| STL | 67 | 11 | 19 | 30 | 32 |
| SJ | 45 | 8 | 9 | 17 | 34 |
| TB | 14 | 2 | 5 | 7 | 6 |
| TOR | 17 | 5 | 3 | 8 | 9 |
| VAN | 46 | 11 | 13 | 24 | 26 |
| WSH | 12 | 2 | 1 | 3 | 2 |
| WGP | 14 | 3 | 1 | 4 | 10 |
| TOTAL | 921 | 164 | 221 | 385 | 486 |

CAREER

Entering his 17th season in the National Hockey League and 10th with Detroit... Has appeared in 921 career games with Detroit (592), Phoenix (68), Edmonton (220) and Chicago (41)...Drafted by Chicago in the first round (13th overall) of the 1997 NHL Entry Draft...Re-signed by Detroit to a one-year deal on July 10, 2014.... Became the first native of Newfoundland to win the Stanley Cup in 2008...Has 66 career multi-point games...American Hockey League Second Team All-Star in 2000 (Hamilton)...Ontario Hockey League First Team All-Star in 1996 and 1997 (Belleville).

BY SEASON

2013-14: Limited to just 52 regular-season games due to a knee injury... Registered eight points (4-4-8) and 31 penalty minutes...Also tallied 51 hits, 17 blocked shots and 12 takeaways...Notched his first goal of the season and game-winning goal on 10/14 at Boston...Recorded points in back-to-back games from 10/12-10/14...Played a season-high 18:18 and scored on 1/11 at Los Angeles.

2012-13: One of four Red Wings to appear in all 48 games...Tallied 15 points (9-6-15), finishing seventh on the team in scoring...Finished fourth on the club with 40 penalty minutes and third with five power play goals...Picked up three multi-point games in a four-game span from 2/19-2/24...Skated in his 500th game as a Red Wing on 2/2 at Columbus...Averaged 16:26 TOI...Finished second on the team in the postseason with 10 points (4-6-10) in 14 games...Had points in Games 4-7 of the WCS vs. Chicago.

2011-12: Appeared in 75 games for Detroit...Missed seven games with a knee injury (five from 2/10-2/19 and two from 4/5-4/7)...Finished season with 33 points (12-21-33)...Fired a career-high 199 shots on goal, third on the team...Notched his 200th career assist on 1/12 vs. Phoenix...Averaged 15:58 TOI during regular season...Registered 90 hits, fourth among Detroit forwards...Played in his 800th career game on 2/6 vs. Phoenix...Tallied two power play goals...Appeared in all five postseason games...Averaged 15:10 TOI during playoffs...Did not register a point in the postseason...Tied for third on team with 11 hits in the playoffs.

2010-11: Appeared in 68 games for Detroit...Suffered a broken ankle 12/26/10 at Minnesota and missed 14 games...Notched a career-high 26 goals (second on team)...Third time in career he has reached the 20-goal plateau...Finished the season with a career-high 46 points (26-20-46)...Fourth time in career he has reached the 40-point plateau...Led Detroit with eight game-winning goals...Tallied five power-play goals...Finished third on team with 192 shots on goal...Played in his 700th career game and registered his 300th career point (assist) on 11/30/10 at San Jose...Had a career-best 8-game point streak (8-4-12) from 10/30/10 to 11/17/10...Had career-best 6-game goal scoring streak from 11/15/10-11/17/10...Averaged 16:38 of ice time per game in regular-season...Skated in his 400th game as a Red Wing on 3/3/11 at San Jose...Appeared in all 11 postseason games...Registered six points (2-4-6) in the playoffs...Averaged 17:09 of ice time per game

**IT'S MORE
THAN HOCKEY™**

2014-15 DETROIT RED WINGS



17 DANIEL CLEARY continued

in the postseason...Second on the team with 30 shots on goal in the playoffs.

2009-10: Appeared in 64 games for Detroit...Scored the 100th goal of his NHL career on 11/7 at Toronto...Finished fifth on Detroit with 15 goals and eighth on Detroit with 34 points (15-19-34)...Averaged 17:13 of ice time during the regular season...Missed 12 games from 12/9 through 1/5 with a shoulder injury...Missed four games with a groin injury from 3/27 through 4/3...Finished with a -3 rating, the first time he has finished the season as a minus with Detroit...Appeared in all 12 postseason games for the Red Wings...Notched two postseason points (2-0-2)...Finished the postseason with a +3 rating...Averaged 14:47 of ice time in the playoffs

2008-09: Set a new career high with 26 assists...Played in his 600th career NHL game on Mar. 12 vs. CGY...Finished the season tied for ninth on team with 40 points (14-26-40)...Recorded eight multi-point games...Finished tied for fifth on team in postseason scoring with 15 points (9-6-15)...Led the NHL postseason with a +17 rating...

CAREER HIGHLIGHTS

FIRSTS

FIRST GP: 10/01/1997 CHI 2 AT PHO 6
FIRST ASST: 10/17/1998 CHI 4 VS DAL 3
FIRST GOAL: 10/19/1998 CHI 2 AT MTL 1
FIRST GOAL VERSUS:
THEODORE, JOSE.....AT 5:01 OF PERIOD 1

MOSTS

GOALS: 3 (1X).....12/28/2006 DET 7 AT CBJ 4
ASSISTS: 3 (1X).....12/17/2011 DET 8 VS LA 2
POINTS: 3 (8X).....12/17/2011 DET 8 VS LA 2 (OG-3A)

MOST RECENTLY

SOG: 9 (1X).....11/17/2011 DET 2 AT SJ 5
PIM: 17 (1X).....04/14/2002 EDM 4 AT MIN 2
HAT TRICKS: 1.....12/28/2006 DET 7 AT CBJ 4 (3G)
MULTI-PT GAMES: 66.....02/24/2013 DET 8 VS VAN 3 (1G-1A)
SHOOTOUTS: 2 - 13 (154)
PENALTY SHOTS: 0 - 0

LONGEST PERSONAL STREAKS

GOALS: 6 (1X).....11/05/2010 11/17/2010 (8G)
ASSISTS: 5 (1X).....01/21/2002 01/30/2002 (5A)
PTS: 8 (1X).....10/30/2010 11/17/2010 (8G-4A)

CAREER STATS

REGULAR SEASON

PLAYOFFS (BOLD)

| SEASON | CLUB | LEAGUE | GP | G | A | P | PM | GP | G | A | P | PM |
|-----------------------|----------|--------|------------|------------|------------|------------|------------|------------|-----------|-----------|-----------|-----------|
| 1997-98 | CHICAGO | NHL | 6 | 0 | 0 | 0 | 0 | 0 | 0 | 0 | 0 | 0 |
| 1998-99 | CHICAGO | NHL | 35 | 4 | 5 | 9 | 24 | 0 | 0 | 0 | 0 | 0 |
| 1999-00 | EDMONTON | NHL | 17 | 3 | 2 | 5 | 8 | 4 | 0 | 1 | 1 | 2 |
| 2000-01 | EDMONTON | NHL | 81 | 14 | 21 | 35 | 37 | 6 | 1 | 1 | 2 | 8 |
| 2001-02 | EDMONTON | NHL | 65 | 10 | 19 | 29 | 51 | 0 | 0 | 0 | 0 | 0 |
| 2002-03 | EDMONTON | NHL | 57 | 4 | 13 | 17 | 31 | 0 | 0 | 0 | 0 | 0 |
| 2003-04 | PHOENIX | NHL | 68 | 6 | 11 | 17 | 42 | 0 | 0 | 0 | 0 | 0 |
| 2005-06 | DETROIT | NHL | 77 | 3 | 12 | 15 | 40 | 6 | 0 | 1 | 1 | 6 |
| 2006-07 | DETROIT | NHL | 71 | 20 | 20 | 40 | 24 | 18 | 4 | 8 | 12 | 30 |
| 2007-08 | DETROIT | NHL | 63 | 20 | 22 | 42 | 33 | 22 | 2 | 1 | 3 | 4 |
| 2008-09 | DETROIT | NHL | 74 | 14 | 26 | 40 | 46 | 23 | 9 | 6 | 15 | 12 |
| 2009-10 | DETROIT | NHL | 64 | 15 | 19 | 34 | 29 | 12 | 2 | 0 | 2 | 4 |
| 2010-11 | DETROIT | NHL | 68 | 26 | 20 | 46 | 20 | 11 | 2 | 4 | 6 | 6 |
| 2011-12 | DETROIT | NHL | 75 | 12 | 21 | 33 | 30 | 5 | 0 | 0 | 0 | 2 |
| 2012-13 | DETROIT | NHL | 48 | 9 | 6 | 15 | 40 | 14 | 4 | 6 | 10 | 2 |
| 2013-14 | DETROIT | NHL | 52 | 4 | 4 | 8 | 31 | 0 | 0 | 0 | 0 | 0 |
| DETROIT TOTALS | | | 592 | 123 | 150 | 273 | 293 | 111 | 23 | 26 | 49 | 66 |
| NHL TOTALS | | | 921 | 164 | 221 | 385 | 486 | 121 | 24 | 28 | 52 | 76 |

2014-15 DETROIT RED WINGS

17 DANIEL CLEARY continued

Finished tied for the team lead with three postseason game-winning goals...Scored series clinching goal vs. ANA in Round Two Game Seven on 5/14...Appeared in all 23 postseason games for Detroit.

2007-08: Played in his 500th NHL game Nov. 24 at Columbus...Set a new career high with 42 points despite playing only 63 games (20-22-42)...Had a career high 8 shots on goal Dec. 22 at Minnesota...Suffered a broken jaw Feb. 9 at Toronto and missed 19 games...Registered a season high 3 points twice (1-2-3): Jan. 10 vs. Min and Jan. 19 at San Jose...Played in all 22 postseason games for Detroit...Tallied a shorthanded goal in Game 1 of the Stanley Cup Final vs. Pittsburgh.

2006-07: Established career-highs in goals (20) and points (40)...Appeared in 71 games, posting a career-best plus-seven rating...Tallied a career-high six power play goals...Registered the first hat trick of his career on 12/28/06 at Columbus...Recorded his 100th NHL assist on 3/24/07 vs. St. Louis...Missed 11 games due to a sprained knee (2/24-3/20)...Played in all 18 of Detroit's 2007 playoff games...Ranked fourth among Detroit skaters in scoring during the 2007 playoffs, scoring a career-high 4-8-12...Led the Red Wings in road points in the 2007 playoffs with 2-6-8...Became only the second Red Wings player in franchise history to score on a penalty shot in the playoffs on 4/21/07 in Game 5 of the WCQF vs. Calgary...Led the NHL in shorthanded goals during the Stanley Cup Playoffs with two.

2005-06: Played 77 games in his first season with the Red Wings...Registered his first point as a Red Wing on opening night vs. St. Louis 10/5/05...Tallied two assists twice (11/9/05 at LA, 3/25/06 vs. Columbus) matching a career high...Scored the game-winning goal 2/4/06 at Colorado...Missed three games due to the flu and injury...Played in all six of Detroit's 2006 playoff games and tallied one assist.

2004-05: Played 47 games and tallied 37 points (11-26-37) for Mora IK in the Swedish Elite League.

2003-04: In his first and only season with the Phoenix Coyotes, played 68 games and tallied six goals and 11 assists...Tallied his 100th career point on 1/2/04 at Dallas...Scored a career high three shorthanded goals.

2002-03: Recorded 17 points (4-13-17) with 31 PIM and was plus-five in 57 games in his fourth season with Edmonton...Was plus or even in 45 of 57 games...Scored game-winning goals (his first of the season) vs. Colorado on 11/30/02...Scored all of his points at even strength...Did not miss any games due to injury.

2001-02: In 65 games with Edmonton, tallied 29 points

(10-19-29) and a career high 51 PIM...Led the Oilers with a career high seven-game point streak (1-6-7) from 1/21/02-2/7/02...Played in his 200th NHL game at Anaheim 4/5/02...Missed 14 games following arthroscopic knee surgery to repair meniscus damage.

2000-01: First full season in the NHL saw him register 35 points (14-21-35) and 37 PIM in 81 games...Recorded two goals and seven assists on the power play...Posted four multi-point games...Averaged 12:58 minutes per game...Had a five-game point streak (3-3-6) from 2/24/01-3/7/01...Played in all six of Edmonton's playoff games...Scored a goal and an assist...Recorded his first NHL playoff goal at Dallas.


1999-00: Split the season between Edmonton and Hamilton of the American Hockey League...In 17 games with the Oilers, registered 3-2-5...Made his debut with the Oilers on 10/16/99 vs. Los Angeles and notched a career-high two goals, including the game-winner...Made his Stanley Cup Playoff debut at Dallas on 4/12/00...Played four of Edmonton's five playoff games and recorded one assist.

1998-99: Appeared in 35 games for the Chicago Blackhawks (4-5-9, 24 PIM). Registered his first National Hockey League point against Dallas on October 17, 1998. Scored his first NHL goal on October 19 at Montreal. Traded to Edmonton by Chicago with Chad Kilger, Ethan Moreau and Christian Laflamme for Boris Mironov, Dean McAmmond and Jonas Elofsson on March 20, 1999.

1997-98: Made his National Hockey League debut at Phoenix on October 1, 1997. Appeared in six games for the Chicago Blackhawks (no points).

PERSONAL

Daniel and his wife, Jelena, have two daughters, Elle and Lola...Daniel has participated the Red Wings School Assembly Program, visiting Peck Elementary in Warren to speak with students about the sport of hockey and the importance of health and education...Hockey hero growing up: Gary Roberts...Favorite musical artist: The Killers...Favorite food: steak...Favorite sport besides hockey: golf...Dream golf foursome: Tiger Woods, Jack Nicklaus, Darren Clarke...Started "Cleary's Kids" for the 2014-15 season, where he will host a child who has had or is currently waiting for an organ transplant at each game this season, in partnership with Camp Michitanki and the University of Michigan's Transplant Center...Visited the Detroit Fire Department, Engine 27, during the 2014 MI Wings Community Tour in September, meeting with more than 60 firefighters housed at that station.



2014-15 DETROIT RED WINGS

13 PAVEL DATSYUK

5-11 • 198 lbs. • Center • Shoots Left
Born: Sverdlovsk, Russia – July 20, 1978
Last Amateur Club: AK Bars Kazan

BECAME A RED WING: Sixth round (171st overall) in 1998 NHL Entry Draft.

CAREER STATS VS. NHL

| TEAM | GP | G | A | PTS | PIM |
|------|----|----|----|-----|-----|
| ANA | 39 | 16 | 23 | 39 | 15 |
| ARI | 43 | 15 | 43 | 58 | 22 |
| BOS | 13 | 3 | 8 | 11 | 17 |
| BUF | 16 | 8 | 8 | 16 | 6 |
| CAL | 42 | 12 | 31 | 43 | 4 |
| CAR | 14 | 3 | 5 | 8 | 0 |
| CHI | 61 | 15 | 32 | 47 | 14 |
| COL | 40 | 17 | 26 | 43 | 6 |
| CBJ | 57 | 21 | 46 | 67 | 16 |
| DAL | 38 | 15 | 27 | 42 | 4 |
| EDM | 42 | 9 | 27 | 36 | 2 |
| FLA | 13 | 6 | 11 | 17 | 0 |
| L.A. | 38 | 14 | 16 | 30 | 16 |
| MIN | 39 | 9 | 19 | 28 | 12 |
| MON | 11 | 7 | 2 | 9 | 6 |
| NSH | 63 | 21 | 48 | 69 | 14 |
| NJ | 11 | 3 | 3 | 6 | 2 |
| NYI | 9 | 2 | 5 | 7 | 0 |
| NYR | 10 | 3 | 5 | 8 | 0 |
| OTT | 13 | 4 | 5 | 9 | 0 |
| PHI | 9 | 6 | 6 | 12 | 0 |
| PIT | 13 | 4 | 2 | 6 | 2 |
| STL | 64 | 24 | 50 | 74 | 12 |
| SJ | 41 | 8 | 24 | 32 | 10 |
| TB | 11 | 7 | 7 | 14 | 2 |
| TOR | 11 | 1 | 12 | 13 | 0 |
| VAN | 38 | 9 | 20 | 29 | 12 |
| WSH | 13 | 4 | 12 | 16 | 4 |
| WGP | 12 | 6 | 9 | 15 | 6 |

TOTAL 824 272 532 804 206

CAREER

Entering his 13th NHL season, all with Detroit ... Winner of the Selke Trophy (NHL's best defensive forward) in 2008, 2009 and 2010...Won the Lady Byng Trophy four consecutive seasons (2006-09) becoming just the second player in NHL history to do so...Has been selected to the NHL All-Star Game four times (2004, 2008, 2009, 2012)...Has won two Stanley Cup championships as a member of the Red Wings (2002 and 2008)...Won the NHL Plus-Minus Award in 2008 (+41 rating)...Represented Russia at the 2002, 2006, 2010 and 2014 Winter Olympic Games...Won a gold medal with Russia at the 2012 IIHF World Championship...Hart Trophy (MVP) nominee in 2009...Signed a three-year contract extension on 6/18/13 to keep him in Detroit through 2016-17.

BY SEASON

2013-14: Limited to 45 games played due to injury...Despite games lost, he finished eighth on the team in points with 37 (17-20-37) and led the team with 59 takeaways, which ranked 18th in the NHL...Also ranked among Red Wings leaders with 17 goals (4th), 20 assists (T5th), a 13.5 shooting percentage (4th), 12 power-play points (5th) and a 53.4 faceoff percentage (4th)...Averaged 20:16 TOI per game, ranking sixth on the team and second among forwards...Racked up nine points (4-5-9) during season-high five-game point streak from 10/12-10/19...Became the 14th player to skate in 800 games for Detroit on 11/16 at NY Islanders...Scored twice on 11/16 at NY Islanders and once on 12/21 at Toronto to give him a goal against all 29 franchises he's faced...Recorded a season-high three points on 10/12 vs. Philadelphia (1-2-3) and 12/19 vs. Calgary (0-3-3)...Tallied 11 multi-point games...Scored three of Detroit's six postseason goals and led team with five points (3-2-5) in five first-round games against Boston...Captained Russia at 2014 Winter Olympics in Sochi, Russia, and tied for team lead with six points (2-4-6) in five games.

2012-13: Skated in 47 of Detroit's 48 games...Led the team with 49 points (15-34-49), marking the seventh time he has led or tied for the team lead in scoring...Finished first on the club in goals, plus-minus (+21), power play goals (8), game-winning goals (6) and overtime goals (2)...Was second among forwards with 20:10 TOI...Won 55% of his 887 face-offs, best on Detroit and 15th in the NHL...Tied for the NHL lead with 56 takeaways (Jonathan Toews)...Finished 10th overall in scoring...Also ranked among league leaders in assists (8th), plus-minus (9th), power play goals (7th) and game-winning goals (2nd)...Recorded 17 multi-point games...Enjoyed a five-game goal streak, the second-longest of his career, from 2/9-2/19...Recorded overtime goals on 3/15 at Edmonton and 4/5 at Colorado...Picked up his 500th NHL assist on 3/22 at Anaheim during a three-point night (1-2-3)...Racked up eight points (2-6-8) in the final three games of the regular season...Tied for third on the team with nine points (3-6-9) in 14 playoff games...Averaged 20:58 TOI in the postseason...Selke Trophy finalist as the league's best defensive forward...Also appeared in 31 games with the KHL's CSKA Moscow...Finished second on CSKA with 36 points (11-26-36)...Appeared in the KHL All-Star Game.

**IT'S MORE
THAN HOCKEY™**

2014-15 DETROIT RED WINGS



13 PAVEL DATSYUK continued

2011-12: Skated in 70 games for Detroit...Missed 11 games with a knee injury (2/21 - 3/14)...Finished second on the team with 67 points (Zetterberg-69), ending his six-year run of leading the team or tying for the team lead...Led the team with 48 assists...Recorded 21 multi-point games...Led the team with 97 takeaways...Scored 19 goals, his lowest total since the 2002-03 season (12)...Selected to play in his fourth career NHL All-Star Game and was the #1 overall pick in the player draft by Team Chara...Recorded his 700th career point (assist) on 1/16 vs. Buffalo...Skated in his 700th career game 12/31 vs. St. Louis...Wore #24 during the preseason as a tribute to friend and former teammate Ruslan Salei...Led Detroit centers winning 56.2% of his team-high 1,249 face-offs taken (702W-547L)...Tied for fourth on the team with a +21 rating...Scored four power-play goals and five game-winning goals...Went 5-11 (45.4%) in shootouts with one game-deciding goal...Ranked second among Detroit forwards averaging 19:34 TOI per game in the regular season (Zetterberg-19:50)...Appeared in all five postseason games for Detroit...Tied for the team lead with three playoff points (1-2-3)...Finished the postseason with an even rating...Averaged 21:17 TOI in the playoffs...Led Detroit with six postseason takeaways...

CAREER HIGHLIGHTS

FIRSTS

FIRST GP: 10/04/2001 DET 4 AT SJ 3
FIRST ASST: 10/24/2001 DET 4 VS EDM 1
FIRST GOAL: 10/30/2001 DET 5 AT CAR 2
FIRST GOAL VERSUS: BARRASSO, TOM...AT 6:22 OF PERIOD 1

MOSTS

GOALS: 2 (30X) 11/16/2013 DET 4 AT NYI 5
ASSISTS: 4 (3X) 02/17/2007 DET 4 AT PHO 1
POINTS: 5 (1X) 01/11/2007 DET 5 AT PHO 1 (1G-4A)

MOST RECENTLY

GOALS: 2 (30X) 11/16/2013 DET 4 AT NYI 5
ASSISTS: 4 (3X) 02/17/2007 DET 4 AT PHO 1
POINTS: 5 (1X) 01/11/2007 DET 5 AT PHO 1 (1G-4A)

SOG: 10 (1X) 03/11/2008 DET 3 VS CHI 1
PIM: 15 (1X) 01/10/2004 DET 1 AT BOS 2
HAT TRICKS: NONE
MULTI-PT GMS: 228 04/13/2014 DET 3 AT STL 0 (0G-2A)
SHOOTOUTS: 35 - 80 (.438)
PENALTY SHOTS: 0 - 2 (.000)

LONGEST PERSONAL STREAKS

GOALS: 6 (1X) 12/08/2003 12/17/2003 (8G)
ASSISTS: 9 (1X) 10/22/2005 11/09/2005 (13A)
PTS: 12 (1X) 02/24/2007 03/22/2007 (5G-13A)

CAREER STATS

REGULAR SEASON

PLAYOFFS (BOLD)

| SEASON | CLUB | LEAGUE | GP | G | A | P | PM | GP | G | A | P | PM |
|----------------|---------|--------|-----|-----|-----|-----|-----|-----|----|----|-----|----|
| 2001-02 | DETROIT | NHL | 70 | 11 | 24 | 35 | 4 | 21 | 3 | 3 | 6 | 2 |
| 2002-03 | DETROIT | NHL | 64 | 12 | 39 | 51 | 16 | 4 | 0 | 0 | 0 | 0 |
| 2003-04 | DETROIT | NHL | 75 | 30 | 38 | 68 | 35 | 12 | 0 | 6 | 6 | 2 |
| 2005-06 | DETROIT | NHL | 75 | 28 | 59 | 87 | 22 | 5 | 0 | 3 | 3 | 0 |
| 2006-07 | DETROIT | NHL | 79 | 27 | 60 | 87 | 20 | 18 | 8 | 8 | 16 | 8 |
| 2007-08 | DETROIT | NHL | 82 | 31 | 66 | 97 | 20 | 22 | 10 | 13 | 23 | 6 |
| 2008-09 | DETROIT | NHL | 81 | 32 | 65 | 97 | 22 | 16 | 1 | 8 | 9 | 9 |
| 2009-10 | DETROIT | NHL | 80 | 27 | 43 | 70 | 18 | 12 | 6 | 7 | 13 | 8 |
| 2010-11 | DETROIT | NHL | 56 | 23 | 36 | 59 | 15 | 11 | 4 | 11 | 15 | 8 |
| 2011-12 | DETROIT | NHL | 70 | 19 | 48 | 67 | 14 | 5 | 1 | 2 | 3 | 2 |
| 2012-13 | DETROIT | NHL | 47 | 15 | 34 | 49 | 14 | 14 | 3 | 6 | 9 | 4 |
| 2013-14 | DETROIT | NHL | 45 | 17 | 20 | 37 | 6 | 5 | 3 | 2 | 5 | 0 |
| DETROIT TOTALS | | | 824 | 272 | 532 | 804 | 206 | 145 | 39 | 69 | 108 | 49 |
| NHL TOTALS | | | 824 | 272 | 532 | 804 | 206 | 145 | 39 | 69 | 108 | 49 |

2014-15 DETROIT RED WINGS

13 PAVEL DATSYUK continued

Won 55.9% of his 118 face-offs taken in Round One vs. Nashville.

2010-11: Appeared in 56 games for Detroit, the lowest total of his career...Selke Trophy finalist as the NHL's best defensive forward...Missed 19 games from 12/23 – 2/5 with a broken wrist...Missed 7 games from 3/19 – 4/2 with a leg injury...Finished the season with 59 points (23-36-59)...Scored his 200th career goal 10/12 vs. Colorado...Recorded his 600th career point (assist) on 10/28 vs. Phoenix...Recorded his 400th career assist on 11/3/10 at Calgary...Finished tied for 11th in NHL in points-per-game (1.05)...Tied for second on Detroit with five game-winning goals...Second among Red Wings' centers winning 54.6% of face-offs taken...Recorded six power-play goals and one shorthanded goal...Finished season tied for second on team at +11...Led Detroit forwards with a 16.8% shooting percentage...Averaged 19:19 of ice time per game in regular season...Led Detroit with 71 takeaways in just 56 games...Appeared in all 11 postseason games...Led Detroit with 11 assists and 15 points in the playoffs (4-11-15)...Tied for the team lead in postseason goals (4)...Led Detroit with a +10 rating, 38 shots on goal, 55.2% face-off percentage and tied for team lead with two power-play goals in the postseason.

2009-10: Finished tied for the team lead with 70 points (Zetterberg)...Marked the sixth consecutive season he has either led the team in scoring or tied for the team lead, the longest streak in franchise history...Led the NHL with 132 takeaways...Led Detroit with 27 goals...Finished second on Detroit with 43 assists and nine power-play goals...Ranked third on the Wings with a +17 rating...Led all Detroit forward with 20:20 of ice time during the regular season...Appeared in 80 regular season games for Detroit...Led all Detroit centers winning 55.1% of his face-offs taken...Played in the 600th game of his NHL career on 3/30 vs. EDM...Won his third consecutive Selke Trophy as the NHL's best defensive forward...Appeared in all 12 postseason games for Detroit...Finished third on team with 13 postseason points (6-7-13)...Averaged 18:48 of ice time during the 2010 Stanley Cup Playoffs...Represented his native Russia at the 2010 Winter Olympics in Vancouver.

2008-09: Led Detroit in scoring for the fourth consecutive season (32-65-97) joining Steve Yzerman and Gordie Howe as the only players in team history to do so...Set a new career high with 32 goals and tied a career high with 97 points...Finished fourth in NHL scoring (97 pts.) and 5th in assists (65)...Played in his 500th career game 2/13 at CBJ...Recorded his 500th career point 2/25 vs. SJ...Recorded 31 multi-point games...Led team with 36 power-play points...



Finished tied for second on team with 11 power-play goals (Franzen)...Led team and finished third in NHL with a +34 rating...Won his fourth consecutive Lady Byng Trophy becoming just the second player in NHL history to do so...Won his second consecutive Selke Trophy as the NHL's best defensive forward...Named to the NHL's second All-Star team (postseason)...Appeared in 16 postseason games, missing seven due to injury...Finished with nine postseason points (1-8-9) in 16 games.

2007-08: Only member of the Red Wings to appear in all 82 regular season games...Also played in all 22 postseason games for Detroit...Won Selke Trophy as the NHL's best defensive forward...Won third consecutive Lady Byng Trophy...Led the Red Wings in scoring for the third consecutive season, joining Ted Lindsay, Gordie Howe and Steve Yzerman as the only players in franchise history to do so...Led the NHL with a plus-41 rating...Finished fourth in the NHL with 97 points (31-66-97)...Set career highs in goals and assists (31g, 66a)...Registered at least one point in 63 of 82 games...Represented Detroit in the 2008 NHL All-Star Game in Atlanta (1 assist, +2)...Finished fourth in NHL postseason scoring and second on Red Wings (10-13-23)...Registered first career hat trick (regular season or postseason) in Game 3 of the WCF at Dallas.

2006-07: Played in 79 games...Plus-36 rating led Detroit and ranked seventh in the NHL...Tied his career-high for points in a season with 27-60-87...Led Detroit in scoring for the second consecutive season...Led the Red Wings in road scoring for the second consecutive season with 14-27-41...Scored his 100th NHL goal on 2/21/07 vs. Chicago...Set

2014-15 DETROIT RED WINGS

13 PAVEL DATSYUK continued


a career-high for assists in a single game, tallying four assists on three separate occasions (1/11, 1/17, 2/17)... Established a career-high for points in a single game on 1/11/07 at Phoenix, collecting 1-4-5... Missed three games due to a groin injury (1/2-1/6)... Played in all 18 of Detroit's playoff games... Led Detroit in goals (8) and ranked second in points (14) during the 2007 playoffs.

2005-06: Led Detroit in scoring (28-59-87), the most points by a Red Wing since 1996-97... Set career highs in points (87), assists (59) and power-play goals (11)... Ranked 17th in the NHL in scoring and ninth in assists... Led the club in road scoring (15-30-45)... Finished with a career high +26 rating... Posted a career high nine-game assist streak 10/22/05-11/9/05 (13 assists)... Had ten-game point streaks twice 10/21/05-11/9/05 (4-13-17) and 2/8/06-3/12/06 (6-12--18)... Led Detroit in multi-point games (23)... Registered a career high in points on 1/12/06 vs. Philadelphia (2-2-4)... Recorded his 200th career point 1/8/06 vs. Dallas... First Red Wing to score a shootout goal 12/12/05 vs. Columbus (LeClaire)... Appeared in all six of Detroit's 2006 playoff games, recording three assists and averaging 20:05 per game... Won Lady Byng Trophy... Missed seven games due to a knee injury.

2004-05: Played for Moscow Dynamo of the Russian Elite League (15-20-35) in 47 games and led team with 6-3-9 in 10 playoff games... Represented Russia in both the 2004 World Cup (1-0--1 in 4 games) and 2005 World Championships (3-4--7 in 9 games).

2003-04: Set then career highs in games played (75), goals (30), points (68), penalty minutes (35), PP goals (8) and GWG (4)... Led the Wings in goals and tied with Brett Hull for team lead in points... Scored first career shorthanded goal (unassisted) 12/22/03 vs. St. Louis (Osgood)... 100th career assist came 3/21/04 at Anaheim... First career All-Star game selection... Earned NHL's "Offensive Player of the Month" award for December 2003 by leading all NHL players in goals (12) in 15 December games... Recorded 23 points in December (12 goals, 11 assists)... Appeared in all 12 of Detroit's 2004 playoff games recording six assists and averaging 17:23 per game.

2002-03: Appeared in only 64 games due to knee injury, missed 18 games (12/1/02 through 1/7/03)... Set then career highs in goals (12), assists (39), points (51) and penalty minutes (16)... Played 100th career Detroit/NHL game 1/22/03 at Edmonton... Posted a season high four-point game 3/29/03 at St. Louis scoring one goal and adding three assists finishing the game with a plus-three rating... Represented the Russian National Team in the 2003 World Championships in Finland playing seven games scoring one



goal and four assists.

2001-02: Made NHL debut in Detroit's season opener 10/4/01 at San Jose... First career NHL point was an assist 10/24/01 vs. Edmonton... First career NHL goal came 10/30/01 at Carolina (Barrasso), also added an assist in a 5-2 Detroit victory... Played 70 games scoring two power play goals and one game-winner with only four penalty minutes, the lowest PIM on club for Red Wings with at least 30 games played... Played 21 of Detroit's 23 post-season games in 2002... First career playoff goal was the game-winner 5/2/02 in Game One of Round Two vs. St. Louis (Brent Johnson)... Earned first Stanley Cup Championship in his very first NHL season.

2000-01: Spent the entire season playing for AK Bars Kazan of the Russian Hockey League... Registered 9-18-27... Prior to AK Bars Kazan, he played the previous four seasons for HC Yekaterinburg of the Russian Hockey League.

PERSONAL

Pavel resides in Bloomfield Hills during the hockey season and returns to his native Russia in the summer months... Pavel and his wife have two daughters, Elizabeth and Vasilisa... He is a big supporter of Children's Hospital of Michigan, making numerous donations and frequent stops at the hospital throughout the season... Visited C.S. Mott Children's Hospital in Ann Arbor, Mich., as part of the Red Wings' 2014 MI Wings Community Tour in September... Hosts a family at every Red Wings home game as part of his "Pav's Pals" program, which he started in 2012-13... Pavel also supports the Make-A-Wish Foundation, hosting children at practices each season and was instrumental in the Red Wings organization winning the 2011 Chris Greicius Celebrity Award from the Make-A-Wish Foundation of America.



2014-15 DETROIT RED WINGS

65 DANNY DeKEYSER

6-3 • 190 lbs. • Defense • Shoots Left

Born: Detroit, MI – March 7, 1990

Last Amateur Team: Western Michigan (NCAA)

BECAME A RED WING: Signed as a free agent, March 29, 2013.

CAREER STATS VS. NHL

| TEAM | GP | G | A | PTS | PIM |
|------|----|---|---|-----|-----|
| ANA | 1 | 0 | 0 | 0 | 2 |
| ARI | 3 | 0 | 0 | 0 | 0 |
| BOS | 3 | 0 | 1 | 1 | 4 |
| BUF | 3 | 0 | 2 | 2 | 2 |
| CAL | 2 | 0 | 1 | 1 | 0 |
| CAR | 2 | 0 | 0 | 0 | 0 |
| CHI | 3 | 0 | 0 | 0 | 2 |
| COL | 3 | 0 | 2 | 2 | 2 |
| CBJ | 3 | 1 | 0 | 1 | 0 |
| DAL | 2 | 0 | 0 | 0 | 0 |
| EDM | 2 | 0 | 0 | 0 | 2 |
| FLA | 3 | 0 | 0 | 0 | 0 |
| L.A. | 3 | 0 | 0 | 0 | 0 |
| MIN | 2 | 0 | 0 | 0 | 0 |
| MON | 4 | 0 | 1 | 1 | 2 |
| NSH | 4 | 0 | 1 | 1 | 0 |
| NJ | 2 | 0 | 1 | 1 | 0 |
| NYI | 2 | 0 | 1 | 1 | 0 |
| NYR | 3 | 0 | 1 | 1 | 2 |
| OTT | 2 | 0 | 1 | 1 | 2 |
| PHI | 2 | 0 | 0 | 0 | 4 |
| PIT | 2 | 0 | 2 | 2 | 0 |
| STL | 2 | 0 | 0 | 0 | 0 |
| SJ | 3 | 0 | 0 | 0 | 0 |
| TB | 3 | 0 | 2 | 2 | 0 |
| TOR | 4 | 0 | 2 | 2 | 0 |
| VAN | 3 | 0 | 1 | 1 | 2 |
| WSH | 3 | 2 | 1 | 3 | 4 |
| WGP | 2 | 1 | 0 | 1 | 2 |

TOTAL 76 4 20 24 32

CAREER

Entering his second full NHL season...Re-signed to a two-year contract by Detroit on September 16, 2014...Made his NHL debut on April 5, 2013 at Colorado after joining the team as a free agent on March 29, 2013...Won 2013 Calder Cup championship with the Grand Rapids Griffins...Named CCHA Best Defensive Defenseman in 2012 and 2013...Named to the 2013 CCHA First All-Star Team and NCAA West Second All-American Team...Won 2012 CCHA Championship...Named to the 2012 CCHA Second All-Star Team and NCAA West Second All-American Team...Named to 2011 CCHA All-Rookie Team...Played for the Western Michigan Broncos (NCAA/CCHA) from 2010-13...Named 2013-14 DSBA Red Wings Rookie of the Year.

BY SEASON

2013-14: Logged 23 points (4-19-23) and 30 penalty minutes in 65 games during his first full NHL season, ranking second among Red Wing blueliners in scoring...Ranked among team leaders with 23 points (10th), a +10 rating (4th), one shorthanded goal (2nd) and 116 blocked shots (2nd)...Finished eight among NHL rookie defensemen in points and was second among all rookies in TOI (21:38)...Scored his first NHL goal on 11/4 at Winnipeg (Al Montoya)...Posted a pair of three-game point streaks, 10/26-11/1 and 2/8-2/27...Recorded his first multi-point game on 11/15 vs. Washington (1-1-2) and his first multi-assist game on 3/20 vs. Pittsburgh (0-2-2)...Averaged 23:11 TOI in five postseason games...Made his international debut for the United States at the 2014 World Championship in Minsk, Belarus, notching two assists and 16 penalty minutes in eight games.

2012-13: Appeared in 11 regular season games for Detroit after finishing his junior year at Western Michigan...Played in his first NHL game on 4/5 at Colorado...Recorded his first NHL point (assist) on 4/14 at Nashville...Credited with two penalty minutes, nine hits, nine blocked shots, five takeaways and 15 shots...Averaged 18:02 TOI...Skated in two postseason games with Detroit before breaking his thumb...Also appeared in six games for the Calder Cup champion Grand Rapids Griffins during the Calder Cup Finals...Registered one assist and eight penalty minutes...Skated in 32 games for Western Michigan...Contributed 15 points (2-13-15)...Became the third player in CCHA history to receive the Best Defensive Defenseman award in back-to-back seasons and the first since Mike Weaver (1999 and 2000)...Named to the CCHA First All-Star Team and NCAA West Second All-American Team.

**IT'S MORE
THAN HOCKEY™**

2014-15 DETROIT RED WINGS

65 DANNY DeKEYSER continued



2011-12: Skated in 41 games for Western Michigan... Helped his school capture its first-ever CCHA championship...Contributed 17 points (5-12-17)...First Bronco in school history to win CCHA Best Defensive Defenseman...Named to the CCHA Second All-Star Team and NCAA West Second All-American Team.

2010-11: Appeared in 42 games as a freshman with Western Michigan...Finished as the second-highest scoring defenseman on the team with 17 points (5-12-17)...Named to the CCHA All-Rookie Team.

PERSONAL

Attended De La Salle Collegiate High School in Warren, Mich., prior to his collegiate career at Western Michigan University...Majored in communications while in college... Danny will host a military member (active or retired) and guest at every Red Wings home game during the 2014-15 season as part of his charity program "DeKeyser's Hometown Heroes" donating tickets through the Detroit Red Wings Foundation...Volunteered for the 2014 MI Wings Community Tour this September, visiting the Michigan National Guard Joint Forces Headquarters in Lansing, Mich., signing autographs and meeting National Guard members from the Lansing area, and packed meals for Kids' Food Basket in Grand Rapids, Mich., to help attack childhood hunger through the Sack Supper program...Supported the Red Wings School Assembly Program sponsored by the Detroit Red Wings Foundation when he visited DeKeyser Elementary in Sterling Heights, Mich., in March 2014.

CAREER HIGHLIGHTS

FIRSTS

FIRST GP:.....04/05/2013 DET 3 AT COL 2
FIRST ASST:.....04/14/2013 DET 3 AT NSH 0
FIRST GOAL:.....11/04/2013 DET 2 AT WPG 4
FIRST GOAL VERSUS:.....
MONTROY, AL.....AT 10:05 OF PERIOD 2

MOSTS:

GOALS: 1 (4X).....03/11/2014 DET 1 AT CBJ 4
ASSISTS: 2 (2X).....04/04/2014 DET 3 VS BUF 2
POINTS: 2 (3X).....04/04/2014 DET 3 VS BUF 2 (OG-2A)

MOST RECENTLY

SOG: 4 (2X).....03/11/2014 DET 1 AT CBJ 4
PIM: 2 (16X).....04/08/2014 DET 4 AT BUF 2
HAT TRICKS: 0
MULTI-PT GAMES: 304/04/2014 DET 3 VS BUF 2 (OG-2A)
SHOOTOUTS: 0-0
PENALTY SHOTS: 0-0

LONGEST PERSONAL STREAKS:

GOALS: 1 (4X).....03/11/2014 03/11/2014 (1G)
ASSISTS: 3 (2X).....02/08/2014 02/27/2014 (3A)
PTS: 3 (2X).....02/08/2014 02/27/2014 (OG-3A)

CAREER STATS

REGULAR SEASON

PLAYOFFS (BOLD)

| SEASON | CLUB | LEAGUE | GP | G | A | P | PM | GP | G | A | P | PM |
|-----------------------|---------|--------|-----------|----------|-----------|-----------|-----------|----------|----------|----------|----------|----------|
| 2012-13 | DETROIT | NHL | 11 | 0 | 1 | 1 | 2 | 2 | 0 | 0 | 0 | 0 |
| 2013-14 | DETROIT | NHL | 65 | 4 | 19 | 23 | 30 | 5 | 0 | 0 | 0 | 6 |
| DETROIT TOTALS | | | 76 | 4 | 20 | 24 | 32 | 7 | 0 | 0 | 0 | 6 |
| NHL TOTALS | | | 76 | 4 | 20 | 24 | 32 | 7 | 0 | 0 | 0 | 6 |



2014-15 DETROIT RED WINGS

52 JONATHAN ERICSSON

6-4 • 221 lbs. • Defense • Shoots Left
Born: Karlskrona, Sweden • **March 2, 1984**
Last Amateur Club: Sodertalje (SEL)

BECAME A RED WING: Ninth round (291st overall) in the 2002 NHL Entry Draft

CAREER STATS VS. NHL

| TEAM | GP | G | A | PTS | PIM |
|------|----|---|---|-----|-----|
| ANA | 13 | 0 | 2 | 2 | 24 |
| ARI | 15 | 1 | 2 | 3 | 2 |
| BOS | 6 | 0 | 1 | 1 | 2 |
| BUF | 8 | 0 | 1 | 1 | 9 |
| CAL | 16 | 0 | 2 | 2 | 8 |
| CAR | 4 | 0 | 2 | 2 | 6 |
| CHI | 22 | 0 | 6 | 6 | 24 |
| COL | 16 | 0 | 3 | 3 | 14 |
| CBJ | 22 | 1 | 2 | 3 | 27 |
| DAL | 12 | 1 | 1 | 2 | 9 |
| EDM | 18 | 3 | 1 | 4 | 21 |
| FLA | 7 | 0 | 1 | 1 | 10 |
| L.A. | 12 | 3 | 4 | 7 | 2 |
| MIN | 13 | 1 | 2 | 3 | 6 |
| MON | 5 | 0 | 2 | 2 | 6 |
| NSH | 23 | 0 | 2 | 2 | 10 |
| NJ | 7 | 0 | 2 | 2 | 11 |
| NYI | 6 | 0 | 2 | 2 | 4 |
| NYR | 3 | 0 | 1 | 1 | 2 |
| OTT | 6 | 0 | 1 | 1 | 6 |
| PHI | 7 | 0 | 1 | 1 | 2 |
| PIT | 6 | 0 | 0 | 0 | 2 |
| STL | 27 | 2 | 6 | 8 | 16 |
| SJ | 13 | 0 | 2 | 2 | 17 |
| TB | 5 | 1 | 1 | 2 | 8 |
| TOR | 5 | 0 | 0 | 0 | 0 |
| VAN | 17 | 1 | 4 | 5 | 8 |
| WSH | 7 | 0 | 0 | 0 | 2 |
| WGP | 4 | 0 | 0 | 0 | 2 |

TOTAL 325 14 54 68 260

CAREER

Entering his ninth professional season and his seventh in Detroit ...Final player chosen in the 2002 NHL Entry Draft (291st overall)...Selected as the 2008-09 Detroit Red Wings Rookie of the Year by the Detroit Sports Broadcasters Association...Represented Sweden at the 2012 IIHF World Championship and won a bronze medal with Team Sweden at the 2010 IIHF World Championship...Named to the PlanetUSA AHL All-Star Team in 2008...Signed to a six-year contract extension on 11/27/13.

BY SEASON

2013-14: Limited to 48 games for Detroit due to injury...Registered 11 points (1-10-11) and ranked seventh on the team with 34 penalty minutes...Also ranked among team leaders with a 21:14 TOI average (3rd), 91 hits (5th) and 46 blocked shots (7th)...Scored his first goal of the season on 10/10 vs. Phoenix...Tallied assists in back-to-back games from 11/27-11/29...Skated in his 300th NHL game on 12/12 at Tampa Bay...Played a season-high 27:08 on 12/21 at Toronto...Represented Sweden at the 2014 Winter Olympics, recording one assist in six games...Suffered a finger injury on 3/18 vs. Toronto and did not return for the postseason.

2012-13: Skated in 45 games for Detroit...Contributed 13 points (3-10-13), tying for second among Red Wings defensemen...Tied for fifth on the team with a +6 rating...Led Red Wings defensemen with 67 hits...Finished second on the team with an average of 21:19 TOI...Posted two multi-point games, 2/1 vs. St. Louis (1-1-2) and 2/24 vs. Vancouver (0-2-2), which was his first-ever two-assist game...Appeared in all 14 playoff games for Detroit...Recorded three points, all assists...Averaged 22:32 TOI in the playoffs...Finished second on the team with 30 hits in the postseason...Also played in four games for Sodertalje in second-tier Sweden, recording one assist, and three games with Vita Hasten in third-tier Sweden, notching three assists.

2011-12: Appeared in 69 games for Detroit...Missed 13 games with a broken wrist from 2/28 through 3/26...Finished the season with 11 points (1-10-11)...Notched a career-high +16 rating...Skated in his 200th career NHL game on 12/30 at Chicago...Tied a career-high with two points (1-1-2) on 11/30 vs. Tampa Bay...Finished fourth on team with 128 hits...Registered 47 PIM and 63 shots on goal...Averaged 17:05 TOI during the regular season...Appeared in all five postseason games...Did not register a point in the playoffs and finished with a -1 rating...Dished out 10 hits and averaged 19:49 TOI in the postseason.

2010-11: Appeared in a career-high 74 games for Detroit...Registered career-highs in points (15), assists (12), PIM (87), shots (89) and plus-minus rating (+8)...Led Detroit with three fighting majors and 87 PIM...Tied a career-high with two points (1-1-2) on 1/15 vs. Columbus...Played in the 100th game of his career on 11/24 at Atlanta...Averaged 18:50 of ice time during the regular-season...Scored one power-play goal (11/6 at Vancouver)...Played in all 11 postseason games...Registered three

**IT'S MORE
THAN HOCKEY™**

2014-15 DETROIT RED WINGS

52 JONATHAN ERICSSON continued



points (1-2-3) in the playoffs...Collected 4 PIM and was -2 in the postseason...Averaged 18:47 of ice time in the postseason.

2009-10: Appeared in a career-high 62 games...Registered career-highs with four goals, nine assists, 13 points and 44 PIM...Averaged 16:42 of ice time during the regular season...Missed 12 games from 12/17 to 1/12 with a knee injury...Recorded three multi-point games (10/15 vs. LA, 10/29 at EDM, 3/26 vs. MIN)...Recorded his first career shorthanded goal on 3/26 vs. MIN...Appeared in all 12 postseason games...Recorded two assists, a +1 rating and 8 PIM during the 2010 Stanley Cup Playoffs...Averaged 14:17 of ice time during the postseason.

2008-09: Appeared in 19 games for Detroit...Finished season with four points (1-3-4)...Averaged 17:40 of ice time in 2008-09 regular season...Set career highs with 3 assists, 4 points and 15 PIM...Appeared in 22 postseason games for Detroit...Missed Game Five vs. CHI in WCF due to emergency appendectomy...Finished 2009 postseason with eight points (4-4-8)...Scored the game-winning goal in his

NHL postseason debut 4/16 vs. CBJ...Averaged 18:43 of ice time in 2009 postseason...Appeared in 40 games for Grand Rapids (AHL)...Registered 15 points (2-13-15) and was +12 for the Griffins.

2007-08: Recalled to Detroit on 2/20...Appeared in 8 games for the Red Wings...Made his NHL debut at Calgary on 2/22, playing 22:39 and finishing 'even'...Scored his first NHL goal at Edmonton on 2/26 (Garon)...Season high 5 shots on goal 3/5 vs. St. Louis...Recalled to Detroit 4/5/08 and was a Black Ace during the 2008 playoffs...Appeared in 69 games for Grand Rapids...Established AHL career highs in goals (10) and points (34).

2006-07: Made his AHL and North American debut with the Grand Rapids Griffins...Appeared in 67 games...Led Grand Rapids defensemen with 24 assists and 29 points...Finished third on the Griffins with 102 penalty minutes...Tied a Griffins franchise record by scoring two power play goals in one period 11/24 vs. Chicago (2nd period)...Recalled to Detroit on 5/3/07 and was a Black Ace during the 2007 playoffs.

2014-15 DETROIT RED WINGS

52 JONATHAN ERICSSON continued



2005-06: Spent majority of the season with Sodertälje of the Swedish Elite League, seeing action as both a defenseman and a center.

PERSONAL

Jonathan and his wife have one daughter, Liv, named in honor of late friend and former teammate Stefan Liv... Resides in Norrköping, Sweden during the off-season... His traditional pre-game meal: chicken breast with pasta and mushroom sauce... Favorite city to visit on the road: Chicago... Favorite musical group: Zac Brown Band... Favorite movie: Man on Fire... Played on 2014 Swedish Olympic Team alongside his older brother, Jimmie... As part of his "52 for the Zoo" charity program, he will donate \$50 to the Detroit Zoological Society during the 2014-15 season, which will fund a scholarship program to send underprivileged kids to a future overnight experience at the zoo... Worked alongside the Motor City Blight Busters during the 2014 MI Wings Community Tour this September in an effort to stabilize and revitalize Detroit neighborhoods... Participated in the Detroit Red Wings School Assembly Program, sponsored by the Detroit Red Wings Foundation, by visiting Plymouth Scholars Academy in Plymouth, Mich., in November 2013.

CAREER HIGHLIGHTS

FIRSTS

FIRST GP:.....02/22/2008 DET 0 AT CGY 1
FIRST GOAL:.....02/26/2008 DET 3 AT EDM 4
FIRST GOAL VERSUS:
GARON, MATHIEUAT 5:42 OF PERIOD 3
FIRST ASST:.....03/03/2009 DET 5 AT STL 0

MOSTS:

GOALS: 1 (14X).....10/10/2013 DET 2 VS PHO 4
ASSISTS: 2 (1X).....02/24/2013 DET 8 VS VAN 3
POINTS: 2 (7X).....02/24/2013 DET 8 VS VAN 3 (OG-2A)

MOST RECENTLY

SOG: 5 (2X).....04/08/2011 DET 2 VS CHI 4
PIM: 17 (1X).....11/05/2010 DET 3 AT EDM 1
HAT TRICKS: 0
MULTI-PT GAMES: 7.....02/24/2013 DET 8 VS VAN 3 (OG-2A)
SHOOTOUTS: 0 - 0
PENALTY SHOTS: 0 - 0

LONGEST PERSONAL STREAKS:

GOALS: 1 (14X).....10/10/2013 10/10/2013 (1G)
ASSISTS: 3 (1X).....10/24/2009 10/29/2009 (3A)
PTS: 3 (1X).....10/24/2009 10/29/2009 (1G-3A)

CAREER STATS

REGULAR SEASON

PLAYOFFS (BOLD)

| SEASON | CLUB | LEAGUE | GP | G | A | P | PM | GP | G | A | P | PM |
|-----------------------|---------|--------|------------|-----------|-----------|-----------|------------|-----------|----------|-----------|-----------|-----------|
| 2007-08 | DETROIT | NHL | 8 | 1 | 0 | 1 | 4 | 0 | 0 | 0 | 0 | 0 |
| 2008-09 | DETROIT | NHL | 19 | 1 | 3 | 4 | 15 | 22 | 4 | 4 | 8 | 25 |
| 2009-10 | DETROIT | NHL | 62 | 4 | 9 | 13 | 44 | 12 | 0 | 2 | 2 | 8 |
| 2010-11 | DETROIT | NHL | 74 | 3 | 12 | 15 | 87 | 11 | 1 | 2 | 3 | 4 |
| 2011-12 | DETROIT | NHL | 69 | 1 | 10 | 11 | 47 | 5 | 0 | 0 | 0 | 6 |
| 2012-13 | DETROIT | NHL | 45 | 3 | 10 | 13 | 29 | 14 | 0 | 3 | 3 | 2 |
| 2013-14 | DETROIT | NHL | 48 | 1 | 10 | 11 | 34 | 0 | 0 | 0 | 0 | 0 |
| DETROIT TOTALS | | | 325 | 14 | 54 | 68 | 260 | 64 | 5 | 11 | 16 | 45 |
| NHL TOTALS | | | 325 | 14 | 54 | 68 | 260 | 64 | 5 | 11 | 16 | 45 |



2014-15 DETROIT RED WINGS

93 JOHAN FRANZEN

6-3 • 223 lbs. • Left Wing • Shoots Left
Born: Vetlanda, Sweden – December 23, 1979
Last Amateur Club: Linköpings (Sweden)

BECAME A RED WING: Third round (97th overall) in 2004 NHL Entry Draft

CAREER STATS VS. NHL

| TEAM | GP | G | A | PTS | PIM |
|------|----|----|----|-----|-----|
| ANA | 24 | 10 | 6 | 16 | 17 |
| ARI | 26 | 10 | 6 | 16 | 8 |
| BOS | 9 | 0 | 7 | 7 | 8 |
| BUF | 12 | 4 | 5 | 9 | 2 |
| CAL | 29 | 1 | 8 | 15 | 20 |
| CAR | 7 | 17 | 3 | 4 | 6 |
| CHI | 49 | 10 | 11 | 21 | 14 |
| COL | 29 | 15 | 8 | 23 | 14 |
| CBJ | 50 | 15 | 11 | 26 | 28 |
| DAL | 25 | 7 | 9 | 16 | 30 |
| EDM | 29 | 5 | 8 | 13 | 6 |
| FLA | 8 | 2 | 4 | 6 | 0 |
| L.A. | 24 | 7 | 9 | 16 | 8 |
| MIN | 28 | 13 | 11 | 24 | 10 |
| MON | 8 | 2 | 5 | 7 | 2 |
| NSH | 42 | 15 | 10 | 25 | 26 |
| NJ | 8 | 5 | 3 | 8 | 2 |
| NYI | 7 | 2 | 1 | 3 | 4 |
| NYR | 6 | 2 | 0 | 2 | 2 |
| OTT | 9 | 12 | 0 | 12 | 12 |
| PHI | 9 | 4 | 3 | 7 | 8 |
| PIT | 9 | 4 | 1 | 5 | 8 |
| STL | 47 | 14 | 13 | 27 | 78 |
| SJ | 24 | 4 | 6 | 10 | 20 |
| TB | 8 | 2 | 4 | 6 | 4 |
| TOR | 5 | 0 | 4 | 4 | 2 |
| VAN | 23 | 4 | 4 | 8 | 24 |
| WSH | 6 | 3 | 1 | 4 | 2 |
| WGP | 7 | 1 | 6 | 7 | 4 |

TOTAL 567 180 167 347 369

CAREER

Entering his 10th season in the NHL, all with Detroit...Won his first Stanley Cup championship in 2008...Signed an 11-year contract extension with the Red Wings on April 11, 2009...Has 66 career multi-point games...Represented Sweden at the 2012 IIHF World Championship...Played for Sweden at the 2010 Olympic Winter Games in Vancouver...Won a gold medal with Sweden at the 2006 IIHF World Championship...Named 2005-06 Rookie of the Year by the Detroit Sports Broadcasters Association.

BY SEASON

2013-14: Finished sixth in team scoring with 41 points (16-25-41) in 54 games...Ranked among team leaders with 16 goals (5th), 25 assists (4th), a +6 rating (6th), 40 penalty minutes (4th), seven power-play goals (1st), four game-winning goals (T2nd), 149 shots (5th) and a 10.7 shooting percentage (7th)...Placed third among Red Wings forwards with an average of 17:39 TOI...Scored his first two goals of the season and the first of four game-winning goals on 10/17 at Colorado...Recorded nine points (4-5-9) during a six-game point streak, 11/24-12/6...Named NHL's first star of the week on 3/3 after five points (3-2-5) in two games...Recorded his sixth career hat trick on 2/27 at Ottawa...Tallied a season-high four points (2-2-4) on 3/7 vs. New Jersey...Notched two assists in five playoff games...Named to Sweden's 2014 Olympic roster but withdrew from the event due to injury.

2012-13: Logged 41 games for Detroit...Finished third on the team with 31 points (14-17-31)...Ranked among club leaders with 14 goals (2nd), a +13 rating (3rd), 41 penalty minutes (3rd), six power play goals (2nd) and 116 shots (3rd)...Averaged 18:05 TOI, ranking third on Detroit among forwards...Reached a pair of milestones, appearing in his 500th NHL game on 3/31 vs. Chicago and recording his 300th point with a goal on 4/14 at Nashville...Tallied eight points (3-5-8) over a six-game point streak from 1/25-2/5...Posted a career-high three assists on 2/1 vs. St. Louis...Set a career high with 15 penalty minutes on 2/7 at St. Louis...Racked up seven goals in a seven-game span from 4/12-4/25...Skated in all 14 postseason games...Tied for fifth in playoff scoring with six points (4-2-6)...Led the Red Wings with three power play goals in the playoffs...Ranked fifth on the team and third among forwards with 19:30 TOI.

2011-12: Skated in 77 games for Detroit...Missed five games with a back injury...Led Detroit with 29 goals, 11 power-play goals and 10 game-winning goals...Tied for team lead (Bertuzzi, White) with a +23 rating...Finished season with 56 points (29-27-56)...His 27 assists tied a career-high...Finished second on the team with 211 shots on goal (Zetterberg-267)...Notched his 100th career assist on 10/15 at Minnesota...Appeared in his 400th career NHL game on 10/21 vs. Columbus...Averaged 17:42 TOI in regular season...Appeared in all five postseason games for Detroit...Finished the playoffs with one point (1-0-1) and eight PIM...Tied for second

**IT'S MORE
THAN HOCKEY™**

2014-15 DETROIT RED WINGS



93 JOHAN FRANZEN continued

of ice time in the regular-season...Recorded a career-high five goals on 2/2 at Ottawa...Named the NHL's First Star of the Week for the week ending 2/6...Scored the 100th goal of his career on 11/11 vs. Edmonton...Recorded his 200th career point on 1/26 vs. New Jersey...Appeared in 8 playoff games...Missed three postseason games due to an ankle injury...Registered three playoff points (2-1-3), six PIM and finished -1 in the postseason...Averaged 15:47 of ice time in the playoffs.

2009-10: Appeared in just 27 games for the Red Wings...Missed 55 games with a knee injury...Posted 21 points (10-11-21) and 22 PIM in 2009-10...Replaced teammate Tomas Holmstrom (knee injury) on Team Sweden's roster for the 2010 Winter Olympics in Vancouver...Recorded a career-high four points (2-2-4) on 3/26 vs. Minnesota...Finished third on Detroit with six power-play goals despite appearing in just 27 games...Averaged 18:42 of ice time during the regular season...Won 55.6% of his face-offs taken in the regular season...Led Detroit with 18 points (6-12-18) and 12 assists in 12 postseason games...Scored the second fastest hat trick in Stanley Cup Playoffs history in Round Two Game Four vs. San Jose (3:26; Tim Kerr scored three goals in 3:24 on 4/13/85)...Set a new franchise record registering six points (4-2-6) in Round

on team with 14 postseason shots on goal...Averaged 16:07 TOI during the playoffs...Led Detroit forwards and ranked second on the team with 13 postseason hits.

2010-11: Appeared in 76 games for Detroit...Registered 55 points (28-27-55), 58 PIM, and finished +5 on the season...Led the team in goals (28), tied for team lead in power-play goals (10) and tied for second on team in game-winning goals (5)...Set a new career-high with 27 assists...Finished second on the team with 143 hits...Averaged 17:26

CAREER HIGHLIGHTS

FIRSTS

FIRST GP: 10/05/2005 DET 5 VS STL 1
FIRST GOAL: 10/13/2005 DET 5 AT LA 2
FIRST GOAL VERSUS: GARON, MATHIEU AT 15:08 OF PERIOD 3
FIRST ASST: 12/31/2005 DET 5 VS CBJ 2

MOSTS:

GOALS: 5 (1X) 02/02/2011 DET 7 AT OTT 5
ASSISTS: 3 (2X) 11/27/2013 DET 6 VS BOS 1
POINTS: 5 (1X) 02/02/2011 DET 7 AT OTT 5 (5G-0A)

MOST RECENTLY

02/02/2011 DET 7 AT OTT 5 (5G-0A)

SOG: 10 (1X) 02/02/2011 DET 7 AT OTT 5
PIM: 15 (1X) 02/07/2013 DET 5 AT STL 1
HAT TRICKS: 3 02/27/2014 DET 6 AT OTT 1 (3G)
MULTI-PT GAMES: 66 04/05/2014 DET 3 AT MTL 5 (0G-2A)
SHOOTOUTS: 2 - 10 (200)
PENALTY SHOTS: 0 - 0

LONGEST PERSONAL STREAKS:

GOALS: 5 (3X) 10/25/2008 11/17/2008 (5G)
ASSISTS: 6 (1X) 03/14/2009 03/24/2009 (8A)
PTS: 8 (1X) 10/18/2008 11/17/2008 (7G-3A)

CAREER STATS

REGULAR SEASON

PLAYOFFS (BOLD)

| SEASON | CLUB | LEAGUE | GP | G | A | P | PM | GP | G | A | P | PM |
|-----------------------|---------|--------|------------|------------|------------|------------|------------|------------|-----------|-----------|-----------|-----------|
| 2005-06 | DETROIT | NHL | 80 | 12 | 4 | 16 | 36 | 6 | 1 | 2 | 3 | 4 |
| 2006-07 | DETROIT | NHL | 69 | 10 | 20 | 30 | 37 | 18 | 3 | 4 | 7 | 10 |
| 2007-08 | DETROIT | NHL | 72 | 27 | 11 | 38 | 51 | 16 | 13 | 5 | 18 | 14 |
| 2008-09 | DETROIT | NHL | 71 | 34 | 25 | 59 | 44 | 23 | 12 | 11 | 23 | 12 |
| 2009-10 | DETROIT | NHL | 27 | 10 | 11 | 21 | 22 | 12 | 6 | 12 | 18 | 16 |
| 2010-11 | DETROIT | NHL | 76 | 28 | 27 | 55 | 58 | 8 | 2 | 1 | 3 | 6 |
| 2011-12 | DETROIT | NHL | 77 | 29 | 27 | 56 | 40 | 5 | 1 | 0 | 1 | 8 |
| 2012-13 | DETROIT | NHL | 41 | 14 | 17 | 31 | 41 | 14 | 4 | 2 | 6 | 8 |
| 2013-14 | DETROIT | NHL | 54 | 16 | 25 | 41 | 40 | 5 | 0 | 2 | 2 | 2 |
| DETROIT TOTALS | | | 567 | 180 | 167 | 347 | 369 | 107 | 42 | 39 | 81 | 80 |
| NHL TOTALS | | | 567 | 180 | 167 | 347 | 369 | 107 | 42 | 39 | 81 | 80 |

2014-15 DETROIT RED WINGS

93 JOHAN FRANZEN continued

Two Game Four vs. San Jose...Set a new franchise record and tied a NHL record for most points in one period with four (3-1-4) in Round Two Game Four vs. San Jose...Tied a Red Wings franchise record scoring four goals in Round Two Game Four vs. San Jose...Recorded at least one point in 12 straight postseason games, tying the franchise mark held Gordie Howe.

2008-09: Appeared in 71 games for Detroit...Set new career highs in goals (34), assists (25), points (59), plus/minus (+21) and shots on goal (246)...Tied his career high with eight game-winning goals...Signed a new 11-year contract with Detroit on April 11, 2009...Recorded his 100th career point on 12/1 vs. ANA...Had a career high six-game assist streak 3/14 - 3/24...Had a career high nine shots on goal 3/24 at EDM...Appeared in all 23 postseason games for Detroit...Led team with 12 postseason goals...Finished second on team with a new career high 23 postseason points (12-11-23)...Tied for postseason team lead with three game-winning goals and four power-play goals...Scored series clinching goal in Round One Game Four vs. CBJ on 4/23.

2007-08: Appeared in 72 games for Detroit...Established career highs with 27 goals and 38 points...Set a new franchise record for most game-winning goals in one month when he tallied six GWG's during the month of March...Career high 7 game point streak Mar. 2 - Mar. 16...Named the NHL's third star for the month of March after registering 14 goals and 4 assists in 13 games...Played in 16 postseason games for the Red Wings...Franzen (along with Henrik Zetterberg) led the NHL and the Red Wings with a career high and franchise record 13 postseason goals, despite missing six games due to injury...Led the NHL in postseason game-winning goals with five, setting a new Red Wings franchise record...Established a new franchise record with nine goals in Detroit's 4-game sweep of Colorado in the WCSF, the most ever scored by a Red Wing in one playoff series, and the most in a 4-game series in NHL history...Tied a franchise record with two hat tricks in one playoff series registering two against Colorado in the WCSF (Norm Ullman)...Tied a franchise record with goals in five consecutive postseason games (Gordie Howe (2x), Ted Lindsay)...Finished with a career high 18 postseason points (13g, 5 a)...Tied for fourth in NHL with a plus-13 postseason rating.

2006-07: Set then career highs in assists (20) and points (30) despite missing 13 games due to injury...Posted a minus-rating just five times in 69 games...Recorded a then

career high five-game point streak from 2/27-3/6...Scored the game-winning shootout goal on his first career attempt on 3/6 vs. Nashville (T. Vokoun)...Dealt his first career fighting major at Anaheim on 10/18...Played in all 18 of Detroit's postseason games...Established then postseason career highs in goals (3), assists (4) and points (7)...Scored his first career postseason overtime goal in Game 6 of the CQF vs. Calgary, clinching the series victory for Detroit...Plus-eight rating on the road during the 2007 Stanley Cup Playoffs led all NHL skaters.


2005-06: Appeared in 80 games in his rookie campaign and finished plus-four...Was the first Detroit rookie to play in 80 games since Nicklas Lidstrom (1990-91)...Led Detroit rookies in games (80), goals (12) and points (16)...Scored two shorthanded goals 11/9/05 vs. LA and 11/23/05 vs. Colorado...Led Red Wings in shorthanded goals (2)...Registered his first NHL assist 12/31/05 vs. Columbus...Scored his first NHL goal 10/13/05 at LA (game-winner)...Played in all six of Detroit's 2006 playoff games, scoring one goal to go along with two assists...Named the Red Wings 2005-06 Rookie of the Year by the Detroit Sports Broadcasters Association...Missed two games due to a chest injury.

2004-05: Represented Sweden in the 2005 World Championships (1-0-1 in 5 games)...Played with Linkopings of the Swedish Elite League...Finished with 14 points in 43 games and a +8...Signed a one-year, entry level contract with Detroit on August 4, 2005.

2003-04: Enjoyed a breakthrough season with Linkopings and finished with 30 points in 49 games (12-18--30)...Led the Swedish Elite League with a +24...Attended the Red Wings prospect camp in Troy, MI following the NHL Draft where he was Detroit's first selection (third round).

PERSONAL

Johan's nickname is 'The Mule'...He and his wife, Cecilia, have two sons, Eddie Bo and Oliver...The family returns to their native Sweden in the offseason...Johan started "Franzen's Friends" in 2013-14, hosting a Special Olympics athlete and his/her guardian at every Red Wings home game, in partnership with Special Olympics of Michigan...Worked alongside the Motor City Blight Busters during the 2014 MI Wings Community Tour this September in an effort to stabilize and revitalize Detroit neighborhoods.



2014-15 DETROIT RED WINGS

41 LUKE GLENDENING

5-11 • 195 lbs. • Center • Shoots Right
Born: Grand Rapids, MI – April 28, 1989
Last Amateur Team: Michigan Wolverines (CCHA)

BECAME A RED WING: Signed as a free agent on July 5, 2013

CAREER STATS VS. NHL

| TEAM | GP | G | A | PTS | PIM |
|------|----|---|---|-----|-----|
| ANA | 2 | 0 | 1 | 1 | 0 |
| ARI | 1 | 0 | 0 | 0 | 0 |
| BOS | 2 | 0 | 0 | 0 | 0 |
| BUF | 2 | 0 | 1 | 1 | 0 |
| CAL | 1 | 0 | 0 | 0 | 0 |
| CAR | 1 | 0 | 0 | 0 | 0 |
| CHI | 2 | 0 | 0 | 0 | 2 |
| COL | 2 | 0 | 0 | 0 | 0 |
| CBJ | 3 | 0 | 0 | 0 | 0 |
| DAL | 1 | 0 | 0 | 0 | 2 |
| EDM | 1 | 0 | 0 | 0 | 0 |
| FLA | 3 | 0 | 0 | 0 | 0 |
| L.A. | 2 | 0 | 1 | 1 | 0 |
| MIN | 2 | 0 | 0 | 0 | 0 |
| MON | 3 | 1 | 1 | 2 | 4 |
| NSH | 2 | 0 | 0 | 0 | 2 |
| NJ | 2 | 0 | 0 | 0 | 2 |
| NYI | 2 | 0 | 0 | 0 | 0 |
| NYR | 2 | 0 | 0 | 0 | 0 |
| OTT | 1 | 0 | 0 | 0 | 2 |
| PHI | 2 | 0 | 0 | 0 | 2 |
| PIT | 3 | 0 | 0 | 0 | 2 |
| STL | 2 | 0 | 0 | 0 | 2 |
| SJ | 1 | 0 | 1 | 1 | 0 |
| TB | 4 | 0 | 0 | 0 | 0 |
| TOR | 4 | 0 | 0 | 0 | 2 |
| VAN | 2 | 0 | 0 | 0 | 0 |
| WSH | 2 | 0 | 1 | 1 | 0 |
| WGP | 1 | 0 | 0 | 0 | 0 |

TOTAL 56 1 6 7 22

CAREER

Entering his second NHL season and third professional season...Signed to a three-year contract extension on April 5, 2014...2013 Calder Cup champion with the Grand Rapids Griffins...2012 CCHA Best Defensive Forward...2010 CCHA champion with the Michigan Wolverines...Attended East Grand Rapids High School in Grand Rapids, Mich...Made his NHL debut on October 12, 2013...Scored his first NHL goal on April 5, 2014.

BY SEASON

2013-14: Skated in 56 games for Detroit as a rookie...Contributed seven points (1-6-7) and 22 penalty minutes...Finished fourth on the Red Wings with 92 hits and was second among forwards with 38 blocked shots...Made his NHL debut on 10/12 vs. Philadelphia...Recorded his first NHL point with an assist on 12/17 vs. Anaheim...Tallied assists in back-to-back games for the first time from 1/9-1/11...Scored his first NHL goal on 4/5 at Montreal (Carey Price)...Appeared in all five of Detroit's postseason games, scoring a goal and averaging 14:11 TOI...Also had 12 points (5-7-12) in 18 games with the Grand Rapids Griffins.

2012-13: Won the AHL's Calder Cup with the Grand Rapids Griffins, notching 26 points (8-18-26) in 50 regular-season games and 16 points (6-10-16) in 24 postseason games...Started the season with ECHL Toledo, tallying 21 points (14-7-21) in 27 games and earning a selection to the ECHL All-Star Game...Became the first-ever Greater Grand Rapids native to play for the Griffins and scored his first goal on his first shot during his first game on 12/19 vs. Rochester...Shared the AHL postseason rookie scoring title with teammate Riley Sheahan and tied for sixth overall in playoff scoring.

2011-12: Recorded 21 points (10-11-21) in 41 games with the CCHA's Michigan Wolverines as a senior...Became the eighth player to ever captain Michigan in back-to-back seasons...Named the CCHA Best Defensive Forward...Registered his first collegiate hat trick on 10/13 vs. St. Lawrence...Signed a tryout with AHL Providence and made his professional debut on 4/13 vs. Bridgeport.

2010-11: Led Michigan to a CCHA regular-season championship and an appearance in the NCAA championship game, where it fell in overtime to Minnesota-Duluth...Recorded 18 points (8-10-18) in 44 games...Named MVP at the Great Lakes Invitational at Joe Louis Arena after scoring three goals during the tournament.

2009-10: Scored a collegiate career-high 21 points (7-14-21) in 45 games as a sophomore...Named an alternate captain for the Wolverines during the season.

2008-09: Made the Michigan Wolverines as a walk-on and contributed 10 points (6-4-10) in 35 games...Named CCHA Rookie of the Week on 2/14...Won Michigan's Alton D. Simms Award as team's most-improved player.

**IT'S MORE
THAN HOCKEY™**

2014-15 DETROIT RED WINGS

41 LUKE GLENDENING continued



PERSONAL

Lives in Ann Arbor, Mich., during the offseason...Has a degree in political science from the University of Michigan... Volunteered for the 2014 MI Wings Community Tour in September, visiting pediatric patients and adult oncology patients at Covenant HealthCare in Saginaw, Mich., and participating in a school rally at Franklin Elementary School in Cadillac, Mich...Has played in five career outdoor games, three at the University of Michigan, one with Grand Rapids and one with Detroit...Hockey idol as a youth was Steve Yzerman.

CAREER HIGHLIGHTS

FIRSTS

FIRST GP:.....10/12/2013 DET 5 VS PHI 2
FIRST ASST:.....12/17/2013 DET 2 VS ANA 5
FIRST GOAL:.....04/05/2014 DET 3 AT MTL 5
FIRST GOAL VERSUS:
PRICE, CAREY.....AT 5:47 OF PERIOD 3

MOSTS:

GOALS: 1 (1X).....04/05/2014 DET 3 AT MTL 5
ASSISTS: 1 (6X).....04/04/2014 DET 3 VS BUF 2
POINTS: 1 (7X).....04/05/2014 DET 3 AT MTL 5 (1G-6A)

MOST RECENTLY

SOG: 4 (1X).....01/28/2014 DET 0 AT PHI 5
PIM: 2 (11X).....04/13/2014 DET 3 AT STL 0
HAT TRICKS: 0
MULTI-PT GAMES: 0
SHOOTOUTS: 0 - 0
PENALTY SHOTS: 0 - 0

LONGEST PERSONAL STREAKS:

GOALS: 1 (1X).....04/05/2014 04/05/2014 (1G)
ASSISTS: 2 (1X).....01/09/2014 01/11/2014 (2A)
PTS: 2 (2X).....04/04/2014 04/05/2014 (1G-1A)

CAREER STATS

REGULAR SEASON

PLAYOFFS (BOLD)

| SEASON | CLUB | LEAGUE | GP | G | A | P | PM | GP | G | A | P | PM |
|-----------------------|---------|--------|-----------|----------|----------|----------|-----------|----------|----------|----------|----------|----------|
| 2013-14 | DETROIT | NHL | 56 | 1 | 6 | 7 | 22 | 5 | 1 | 0 | 1 | 0 |
| DETROIT TOTALS | | | 56 | 1 | 6 | 7 | 22 | 5 | 1 | 0 | 1 | 0 |
| NHL TOTALS | | | 56 | 1 | 6 | 7 | 22 | 5 | 1 | 0 | 1 | 0 |



2014-15 DETROIT RED WINGS

50 JONAS GUSTAVSSON

6-3, 192 lbs., Goaltender, Catches Left

Born: Danderyd, Sweden – October 24, 1984

Last Amateur Club: Share BK (Sweden-3)

BECAME A RED WING: Signed as a free agent July 1, 2012.

CAREER

Entering his sixth NHL season and third with Detroit...Signed a one-year contract with Detroit on 6/27/14...Made his NHL debut 10/3/09 at Washington...Won bronze medals with Sweden at the 2009 and 2010 IIHF World Championships...Won a silver medal with Sweden at the 2014 Winter Olympics in Sochi, Russia in his second Olympic appearance...Had a 39-45-15 career NHL record over three seasons with Toronto from 2009-12...Has posted five career NHL shutouts.

BY SEASON

2013-14: Set new career bests with a 2.64 goals against average and a .907 save percentage while posting a 16-5-4 record in 27 appearances...Missed 23 games due to injury...Made a season-high 38 saves on 10/17 at Colorado...Named NHL's 1st star of the week on 10/20 after going 3-0-0 with a 1.67 goals against average and a .953 save percentage...Made 10 regular season appearances before suffering his first regulation loss on 12/7, starting with an 8-0-1 record...Won five-straight starts from



CAREER STATS VS. NHL

IT'S MORE
THAN HOCKEY™

| TEAM | GP | MIN | GA | SOG | SHO | W | L | OT | PTS% | GAA | SV% |
|--------------|------------|-------------|------------|-------------|----------|-----------|-----------|-----------|--------------|-------------|--------------|
| ANA | 3 | 137 | 8 | 67 | 0 | 2 | 1 | 0 | 0.667 | 3.5 | 0.881 |
| ARI | 1 | 60 | 2 | 30 | 0 | 1 | 0 | 0 | 1.000 | 2 | 0.933 |
| BOS | 11 | 616 | 32 | 299 | 1 | 4 | 4 | 1 | 0.500 | 3.12 | 0.893 |
| BUF | 8 | 447 | 17 | 213 | 1 | 2 | 3 | 2 | 0.429 | 2.28 | 0.92 |
| CAL | 6 | 269 | 18 | 126 | 0 | 1 | 4 | 0 | 0.200 | 4.01 | 0.857 |
| CAR | 6 | 323 | 20 | 164 | 0 | 2 | 3 | 1 | 0.417 | 3.72 | 0.878 |
| CHI | 3 | 160 | 11 | 81 | 0 | 1 | 1 | 0 | 0.500 | 4.13 | 0.864 |
| COL | 1 | 60 | 2 | 40 | 0 | 1 | 0 | 0 | 1.000 | 2 | 0.950 |
| CBJ | 3 | 178 | 7 | 93 | 0 | 1 | 2 | 0 | 0.333 | 2.36 | 0.925 |
| DAL | 3 | 188 | 8 | 87 | 0 | 2 | 0 | 1 | 0.833 | 2.55 | 0.908 |
| DET | 2 | 120 | 4 | 76 | 0 | 2 | 0 | 0 | 1.000 | 2.00 | 0.947 |
| EDM | 2 | 86 | 6 | 35 | 0 | 1 | 1 | 0 | 0.500 | 4.19 | 0.829 |
| FLA | 9 | 492 | 26 | 257 | 0 | 3 | 5 | 1 | 0.389 | 3.17 | 0.899 |
| L.A. | 1 | 59 | 4 | 32 | 0 | 0 | 1 | 0 | 0.000 | 4.07 | 0.875 |
| MIN | 2 | 118 | 5 | 51 | 0 | 1 | 1 | 0 | 0.500 | 2.54 | 0.902 |
| MON | 10 | 502 | 21 | 220 | 0 | 5 | 3 | 1 | 0.611 | 2.51 | 0.905 |
| NYI | 5 | 273 | 10 | 126 | 1 | 2 | 1 | 2 | 0.600 | 2.2 | 0.921 |
| NVR | 8 | 477 | 25 | 252 | 0 | 3 | 4 | 1 | 0.438 | 3.14 | 0.901 |
| NSH | 3 | 123 | 5 | 54 | 0 | 1 | 0 | 1 | 0.750 | 2.44 | 0.907 |
| NJ | 8 | 453 | 21 | 197 | 0 | 5 | 1 | 1 | 0.786 | 2.78 | 0.893 |
| OTT | 8 | 468 | 16 | 230 | 0 | 4 | 3 | 0 | 0.571 | 2.05 | 0.93 |
| PHI | 4 | 244 | 15 | 117 | 1 | 0 | 3 | 1 | 0.125 | 3.69 | 0.872 |
| PIT | 8 | 489 | 29 | 244 | 0 | 2 | 4 | 2 | 0.375 | 3.56 | 0.881 |
| SJ | 1 | 65 | 1 | 26 | 0 | 1 | 0 | 0 | 1.000 | 0.92 | 0.962 |
| TB | 8 | 492 | 19 | 241 | 0 | 4 | 0 | 4 | 0.750 | 2.32 | 0.921 |
| TOR | 1 | 65 | 4 | 23 | 0 | 1 | 0 | 0 | 1.000 | 3.69 | 0.826 |
| VAN | 4 | 167 | 10 | 90 | 0 | 0 | 2 | 0 | 0.000 | 3.59 | 0.889 |
| WSH | 5 | 286 | 14 | 149 | 0 | 2 | 2 | 1 | 0.500 | 2.94 | 0.906 |
| WPG | 5 | 283 | 11 | 116 | 1 | 2 | 3 | 0 | 0.400 | 2.33 | 0.905 |
| TOTAL | 141 | 7783 | 377 | 3788 | 5 | 57 | 52 | 20 | 0.519 | 2.91 | 0.900 |

2014-15 DETROIT RED WINGS

50 JONAS GUSTAVSSON continued



11/21-12/6 and 12/19-1/24...Shared a shutout with Jimmy Howard on 2/3 vs. Vancouver...Suffered just two regulation losses in his final 13 regular-season appearances (8-2-2)...Made his NHL postseason debut on 4/24 vs. Boston, making 37 saves in a Game 4 overtime loss.

2012-13: Suited up in seven games during his debut season for Detroit...Missed 14 games with an injury...Started four games...Posted a 2-2-1 record, a 2.92 goals

against average and .879 save percentage...Made his Red Wings debut in a relief effort on 1/19 at St. Louis, making seven saves on eight shots...Won his first start with the team on 2/28 vs. San Jose...Stopped a season-high 28 shots in a 3-2 win on 3/25 at Phoenix...Appeared in one game with the Grand Rapids Griffins on a conditioning stint...Led Grand Rapids to a 2-1 win on 2/17 vs. Charlotte, making 26 saves on 27 shots.

2011-12: Tied a career-high by playing in 42 games for the Toronto Maple Leafs (started 36)...Posted a 17-17-4 record, a 2.92 goals against average and .902 save percentage...Led the team with 17 wins and a 2.92 GAA...His 17 wins in 2011-12 were a new career-high...Collected a team-high and career-high four shutouts, including three in the month of January (1/5 vs. Winnipeg, 1/10 vs. Buffalo, 1/23 vs. NY Islanders, 3/10 vs. Philadelphia).

2010-11: Played 23 games for the Toronto Maple Leafs...Finished with a 6-13-2 record, 3.29 goals against average and .890 save percentage...Made 29 saves on 30 shots and named first star on 11/18 vs. New Jersey...Stopped a season-high 39 shots on 1/6 vs. St. Louis...Played five games for the Toronto Marlies (AHL)...Compiled a 3-1-1 record with the Marlies, posting a 1.14 goals against average and .955 save percentage.

2009-10: Played 42 games for the Toronto Maple Leafs...Missed five games due to a groin injury (10/10-10/24) and missed eight games due to injury (12/3-12/16)...Made his NHL debut in the second period on 10/3 at Washington...Made his first career start on 10/6 vs. Ottawa...Notched his first NHL win 10/26 at Anaheim...

CAREER HIGHLIGHTS

FIRSTS

FIRST GP: 10/03/2009 TOR 4 AT WAS 6
FIRST WIN: 10/26/2009 TOR 6 AT ANA 3
FIRST SHUTOUT: 12/19/2009 TOR 2 VS BOS 0

MOSTS

SHOTS FACED: 45 (1X) 11/19/2009 TOR 5 AT CAR 6
SAVES: 40 (2X) 11/19/2011 TOR 7 VS WAS 1
GA: 6 (3X) 10/20/2011 TOR 2 AT BOS 6

MOST RECENTLY

CAREER SHUTOUTS: 5.....03/10/2012 TOR 0 VS PHI 1

LONGEST PERSONAL STREAKS

LONGEST WIN STREAK: 7 (1X) 03/06/2010 03/27/2010
LONGEST W/OUT REG LOSS: 0 (1X) 03/25/2013 12/06/2013 (9 - 0 - 1)
LONGEST LOSING STREAK: 3 (3X) 12/08/2010 12/20/2010
LONGEST WINLESS STREAK: 7 (1X) 03/06/2012 02/19/2013 (0 - 4 - 3)
LONGEST SHUTOUT SEQUENCE: 113:20 01/03/2012 01/07/2012

CAREER STATS

REGULAR SEASON

PLAYOFFS (BOLD)

| SEASON | CLUB | LEAGUE | GP | W | L | OT | SHO | GA | GAA | GP | W | L | SHO | GA | GAA |
|-----------------------|---------|--------|------------|-----------|-----------|-----------|----------|------------|-------------|----------|----------|----------|----------|----------|-------------|
| 2009-10 | TORONTO | NHL | 42 | 16 | 15 | 9 | 1 | 112 | 2.87 | - | - | - | - | - | - |
| 2010-11 | TORONTO | NHL | 23 | 6 | 13 | 2 | 0 | 68 | 3.29 | - | - | - | - | - | - |
| 2011-12 | TORONTO | NHL | 42 | 17 | 17 | 4 | 4 | 112 | 2.92 | - | - | - | - | - | - |
| 2012-13 | DETROIT | NHL | 7 | 2 | 2 | 1 | 0 | 17 | 2.92 | - | - | - | - | - | - |
| 2013-14 | DETROIT | NHL | 27 | 16 | 5 | 4 | 0 | 68 | 2.63 | 2 | 0 | 2 | 0 | 6 | 2.71 |
| DETROIT TOTALS | | | 34 | 18 | 7 | 5 | 0 | 85 | 2.68 | 2 | 0 | 2 | 0 | 0 | 2.71 |
| NHL TOTALS | | | 141 | 57 | 52 | 20 | 5 | 377 | 2.91 | 2 | 0 | 2 | 0 | 6 | 2.71 |

2014-15 DETROIT RED WINGS

50 JONAS GUSTAVSSON continued



Posted his first NHL shutout 12/19 vs. Boston...Tied a Toronto franchise record for most consecutive wins by a rookie goaltender with a win in seven straight starts (3/6-3/27)...Nominated by the Toronto chapter of the Professional Hockey Writers Association for the 2010 Bill Masterton award...Played in six games for Sweden at the IIHF World Championship...Finished tournament with a 4-2-0 record, 1.79 goals against average and .937 save percentage...Helped Sweden capture its second consecutive bronze medal.

2008-09: Played 42 games for Farjestads of the Swedish Elite League...Registered four shutouts and led the league with a 1.96 goals against average and .923 save percentage...Played in 13 playoff games for Farjestads...Posted a 1.03 goals against average, a .961 save percentage and five shutouts...Won Swedish Elite League championship with Farjestads...Played five games

for Sweden at the World Championship...Posted a 3-2-0 record, 2.83 GAA and .914 save percentage while helping Sweden capture a bronze medal.

PERSONAL

Jonas and his wife, Emelie, reside in Sweden during the offseason...His nickname is 'The Monster'...His favorite hockey memory: Playing for Sweden at the 2010 Olympic Winter Games in Vancouver...His favorite pre-game meal: Pasta... He is active in the Salvation Army's annual fundraising efforts, serving as a bell ringer during the last holiday season...Started "Big Hearts Little Monsters" for the 2014-15 season, which will host a pediatric cardiac patient at each Red Wings home game this season in partnership with Hearts of Hope Michigan and Cardiac Kids...Visited C.S. Mott Children's Hospital in Ann Arbor, Mich., as part of the Red Wings' 2014 MI Wings Community Tour in September.



2014-15 DETROIT RED WINGS

43 DARREN HELM

5-11 • 195 lbs. • Center • Shoots Left

Born: St. Andrews, Manitoba – January 21, 1987

Last Amateur Club: Medicine Hat (WHL)

BECAME A RED WING: Fifth Round (132nd overall) in the 2005 NHL Entry Draft

CAREER STATS VS. NHL

| TEAM | GP | G | A | PTS | PIM |
|------|----|---|---|-----|-----|
| ANA | 13 | 1 | 0 | 1 | 2 |
| ARI | 12 | 3 | 2 | 5 | 8 |
| BOS | 6 | 0 | 1 | 1 | 2 |
| BUF | 8 | 4 | 1 | 5 | 2 |
| CAL | 12 | 1 | 4 | 5 | 2 |
| CAR | 4 | 1 | 0 | 1 | 0 |
| CHI | 17 | 0 | 2 | 2 | 4 |
| COL | 13 | 2 | 5 | 7 | 4 |
| CBJ | 21 | 2 | 4 | 6 | 6 |
| DAL | 13 | 2 | 2 | 4 | 8 |
| EDM | 14 | 3 | 5 | 8 | 2 |
| FLA | 4 | 0 | 1 | 1 | 0 |
| L.A. | 13 | 4 | 3 | 7 | 4 |
| MIN | 17 | 3 | 1 | 4 | 4 |
| MON | 8 | 0 | 2 | 2 | 0 |
| NSH | 24 | 2 | 4 | 6 | 2 |
| NJ | 4 | 1 | 1 | 2 | 0 |
| NYI | 5 | 3 | 3 | 6 | 0 |
| NYR | 3 | 0 | 0 | 0 | 0 |
| OTT | 6 | 1 | 3 | 4 | 2 |
| PHI | 6 | 1 | 0 | 1 | 6 |
| PIT | 7 | 0 | 2 | 2 | 0 |
| STL | 16 | 2 | 4 | 6 | 4 |
| SJ | 13 | 2 | 1 | 3 | 0 |
| TB | 5 | 2 | 1 | 3 | 0 |
| TOR | 3 | 3 | 0 | 3 | 4 |
| VAN | 13 | 1 | 5 | 6 | 2 |
| WSH | 6 | 0 | 1 | 1 | 0 |
| WGP | 5 | 0 | 1 | 1 | 0 |

TOTAL 291 44 59 103 68

CAREER

Entering his eighth professional season and six season with Detroit...Won his first Stanley Cup championship in 2008...Won a gold medal with Team Canada at the 2007 IIHF World Junior Championships...Won a WHL title with Medicine Hat in 2007...Named to the 2007 Memorial Cup All-Star Team...Has recorded 12 career multi-point games.

BY SEASON

2013-14: Matched a career high with 12 goals and produced 20 points despite being limited to 42 regular season games...Scored two of Detroit's three shorthanded goals...Tied for fourth on the team with three game-winning goals and ranked sixth with 147 shots on goal...Placed eighth on the club with 73 hits...Tallied the game-winning goal in his season debut on 11/2 at Edmonton...Scored in three-straight games from 11/21-11/24 and notched six goals over a seven-game span from 11/16-11/29...Was a season-best +4 and scored twice, including the game-winning goal, on 11/29 at NY Islanders...Notched first-ever professional hat trick on 3/29 at Toronto...Matched a personal best with a three-game point streak from 3/27-3/30...Recorded one assist in five playoff games.

2012-13: Limited to just one game for Detroit due to a back injury...Logged 12:27 TOI and recorded two penalty minutes in his season debut on 1/25 vs. Minnesota...Did not return for the postseason.

2011-12: Skated in 68 games for Detroit...Missed four games with a lower body injury (12/30-1/7)...Missed the final 10 games of regular season with a knee injury suffered 3/17 at San Jose...Finished the season with 26 points (9-17-26)...Appeared in his 200th career game on 11/23 vs. Calgary...Notched a career-high three points (1-2-3) on 2/23 vs. Vancouver...Dished out a season-high six hits on 1/23 vs. St. Louis...Finished second among Detroit forwards with 97 hits...Won 51.9% of face-offs taken (403W-374L)...Returned from his knee injury for Detroit's first round playoff series vs. Nashville but played just 3:08 in Game One before suffering a season ending laceration to his right forearm.

2010-11: Appeared in all 82 games for Detroit, a career-high, and just one of two players to do so (Lidstrom)...Registered career-highs in goals (12), assists (20), points (32), plus-minus (+9) and shots (177)...Averaged 13:18 of ice time per game during the regular-season...Finished third among Detroit forwards with 128 hits...Won 52.6% of his 938 face-offs taken...Played in his 100th career game 10/9 at Chicago...Named the Red Wings' Carhartt Hardest Working Player of the Month for March...Appeared in all 11 postseason games...Registered six playoff points (3-3-6)...Scored the game-winning goal in Round Two Game Four vs. San Jose...Averaged 13:28 of ice time in the postseason...Finished the playoffs with a +1 rating...Tied for the team lead with 28 postseason hits.

2009-10: Appeared in a career-high 75 games for Detroit...Registered career highs with 11 goals, 13 assists, 24 points and 18 PIM...Led Detroit with three shorthanded goals...Notched two shorthanded goals on 12/31 vs. Colorado, his

**IT'S MORE
THAN HOCKEY™**

2014-15 DETROIT RED WINGS

43 DARREN HELM continued



first career multi-goal game...Led all Detroit forward with 187 hits...Scored his first career regular season goal on 10/29 at Edmonton...Three of his 11 goals

were game-winning goals...Won 51.1% of his face-offs taken during the regular season...Averaged 14:29 of ice time during the regular season...Appeared in all 12 postseason games for Detroit...Registered his only point of the postseason when he scored in Round One Game Six vs. Phoenix...Averaged 13:56 of ice time during the postseason.

2008-09: Appeared in a career high 16 regular season games for Detroit...Recorded his first career NHL regular season point (assist) on 2/15 vs. COL...Averaged 12:25 of ice time in regular season...Appeared in all 23 postseason games for Detroit...Recorded five points (4-1-5) during 2009 postseason...Scored series clinching OT goal vs. CHI in Game Five of the Western Conference Finals...Averaged 12:05 of ice time during postseason...Led Detroit and the NHL with 118 postseason hits...Appeared in 55 games for Grand Rapids (AHL)...Registered 37 points (13-24-37) for the Griffins...Notched four power-play goals and three shorthanded goals in Grand Rapids.

2007-08: Appeared in seven regular season games with Detroit...Made his NHL debut vs. Dallas 3/13, playing 7:00 and finishing 'even'...Did not register a point in seven regular season games...Suffered SC sprain early in Red Wings' training camp and missed entire pre-season...Appeared in 18 postseason games for Detroit...Made his NHL postseason debut in Round One Game Five vs. Nashville after being a healthy scratch for Games One through Four...Notched his first career postseason point

CAREER HIGHLIGHTS

FIRSTS

FIRST GP: 03/13/2008 DET 5 VS DAL 3
FIRST ASST: 02/15/2009 DET 5 VS COL 6
FIRST GOAL: 10/29/2009 DET 5 AT EDM 6
FIRST GOAL VERSUS: KHABIBULIN, NIKOLAI...AT 6:15 OF PERIOD 2

MOSTS:

GOALS: 3 (1X) 03/29/2014 DET 4 AT TOR 2
ASSISTS: 2 (4X) 02/23/2012 DET 3 VS VAN 4
POINTS: 3 (2X) 03/29/2014 DET 4 AT TOR 2 (3G-0A)

MOST RECENTLY

SOG: 8 (1X) 11/20/2009 DET 1 VS FLA 2
PIM: 4 (1X) 01/26/2010 DET 4 VS PHO 5
HAT TRICKS: 1 03/29/2014 DET 4 AT TOR 2 (3G)
MULTI-PT GAMES: 15 03/29/2014 DET 4 AT TOR 2 (3G-0A)
SHOOTOUTS: 1 - 2 (.500)
PENALTY SHOTS: 0 - 1 (.000)

LONGEST PERSONAL STREAKS:

GOALS: 3 (1X) 11/21/2013 11/24/2013 (3G)
ASSISTS: 4 (1X) 01/25/2012 02/04/2012 (4A)
PTS: 4 (1X) 01/25/2012 02/04/2012 (0G-4A)

CAREER STATS

REGULAR SEASON

PLAYOFFS (BOLD)

| SEASON | CLUB | LEAGUE | GP | G | A | P | PM | GP | G | A | P | PM |
|-----------------------|---------|--------|------------|-----------|-----------|------------|-----------|-----------|-----------|----------|-----------|-----------|
| 2007-08 | DETROIT | NHL | 7 | 0 | 0 | 0 | 2 | 18 | 2 | 2 | 4 | 2 |
| 2008-09 | DETROIT | NHL | 16 | 0 | 1 | 1 | 4 | 23 | 4 | 1 | 5 | 4 |
| 2009-10 | DETROIT | NHL | 75 | 11 | 13 | 24 | 18 | 12 | 1 | 0 | 1 | 4 |
| 2010-11 | DETROIT | NHL | 82 | 12 | 20 | 32 | 16 | 11 | 3 | 3 | 6 | 8 |
| 2011-12 | DETROIT | NHL | 68 | 9 | 17 | 26 | 12 | 1 | 0 | 0 | 0 | 0 |
| 2012-13 | DETROIT | NHL | 1 | 0 | 0 | 0 | 2 | 0 | 0 | 0 | 0 | 0 |
| 2013-14 | DETROIT | NHL | 42 | 12 | 8 | 20 | 14 | 5 | 0 | 1 | 1 | 0 |
| DETROIT TOTALS | | | 291 | 44 | 59 | 103 | 68 | 70 | 10 | 7 | 17 | 18 |
| NHL TOTALS | | | 291 | 44 | 59 | 103 | 68 | 70 | 10 | 7 | 17 | 18 |

2014-15 DETROIT RED WINGS

43 DARREN HELM continued



(assist) in Round 1 Game 6 vs. Nashville....Finished the postseason with 2 goals, 2 assists and a +2 rating.... Averaged 7:30 time on ice per postseason game....Won his first Stanley Cup championship....Appeared in 67 AHL games with Grand Rapids, registering 16-15-31.... Finished third on the Griffins with 181 shots on goal.

2006-07: Appeared in 59 games for the Medicine Hat Tigers of the Western Hockey League...Finished with 64 points on 25 goals and a career high 39 assists....Led the Tigers in postseason scoring with 10 goals and 22 points (finished second in WHL)....Selected to Memorial Cup All-Star Team....Won a gold medal with Team Canada at the

2006 World Junior Championship in Sweden.

PERSONAL

Darren returns home to St. Andrews, MB, during the off-season....Darren and his girlfriend have one child, Reece....He is active in the Salvation Army's annual fundraising efforts and has served as a bell ringer over the past three holiday seasons...Visited the Detroit Fire Department, Engine 27, during the 2014 MI Wings Community Tour in September, meeting with more than 60 firefighters housed at that station....His hockey hero growing up: Joe Sakic...Favorite food: steak...Favorite sport besides hockey: volleyball.



2014-15 DETROIT RED WINGS

35 JIMMY HOWARD

6-0 • 215 lbs. • Goaltender • Catches Left

Born: Syracuse, NY – March 26, 1984

Last Amateur Club: University of Maine
(Hockey East – NCAA)

BECAME A RED WING: Second round (64th overall) in 2003 NHL Entry Draft.

CAREER

Entering his 10th professional season and his sixth full season with Detroit...First Red Wings goaltender in franchise history to win 35-or-more game in his first three full seasons with the team...Played in his first NHL All-Star Game in 2012, starting for Team Chara at Scotiabank Place in Ottawa on January 29...Finalist for the 2010 Calder Trophy as the NHL's Rookie of the Year...Selected to the NHL All-Rookie Team in 2009-10...Named the 2009-10 Detroit Red Wings Rookie of the Year by the Detroit Sports Broadcasters Association...Member of the American Hockey League All-Rookie Team in 2005-06 while playing for the Grand Rapids Griffins...Holds the University of Maine school records for best single-season and career goals-against average and save percentage...Won a Gold Medal with Team USA at the 2002 IIHF World U-18 Championship in Slovakia...Represented the United States at the 2012 IIHF World Championship and at the 2014 Olympics...Signed a six-year contract extension on April 16, 2013.



CAREER STATS VS. NHL

**IT'S MORE
THAN HOCKEY.**

| TEAM | GP | MIN | GA | SOG | SHO | W | L | OT | PTS% | GAA | SV% |
|--------------|------------|--------------|------------|-------------|-----------|------------|-----------|-----------|--------------|-------------|--------------|
| ANA | 13 | 779 | 26 | 389 | 3 | 9 | 3 | 1 | 0.731 | 2 | 0.933 |
| ARI | 13 | 800 | 31 | 430 | 1 | 8 | 3 | 2 | 0.629 | 2.33 | 0.928 |
| BOS | 5 | 305 | 11 | 166 | 0 | 4 | 1 | 0 | 0.800 | 2.16 | 0.934 |
| BUF | 7 | 387 | 9 | 166 | 1 | 6 | 0 | 0 | 1.000 | 1.4 | 0.946 |
| CAL | 13 | 781 | 35 | 346 | 0 | 8 | 5 | 0 | 0.615 | 2.69 | 0.899 |
| CAR | 4 | 241 | 8 | 114 | 0 | 2 | 2 | 0 | 0.500 | 1.99 | 0.93 |
| CHI | 18 | 1028 | 49 | 503 | 0 | 4 | 8 | 5 | 0.382 | 2.86 | 0.903 |
| COL | 12 | 686 | 29 | 312 | 0 | 7 | 2 | 2 | 0.727 | 2.54 | 0.907 |
| CBJ | 18 | 1020 | 35 | 457 | 1 | 10 | 4 | 2 | 0.688 | 2.06 | 0.923 |
| DAL | 14 | 844 | 31 | 403 | 1 | 7 | 5 | 2 | 0.571 | 2.20 | 0.923 |
| EDM | 13 | 801 | 25 | 348 | 2 | 10 | 1 | 2 | 0.846 | 1.87 | 0.928 |
| FLA | 3 | 190 | 4 | 79 | 0 | 2 | 0 | 1 | 0.833 | 1.26 | 0.949 |
| L.A. | 15 | 899 | 36 | 483 | 0 | 9 | 6 | 0 | 0.600 | 2.40 | 0.925 |
| MIN | 16 | 978 | 36 | 386 | 1 | 10 | 3 | 3 | 0.719 | 2.21 | 0.907 |
| MON | 5 | 269 | 14 | 117 | 0 | 3 | 2 | 0 | 0.600 | 3.12 | 0.880 |
| NYI | 4 | 212 | 9 | 100 | 1 | 1 | 2 | 1 | 0.375 | 2.55 | 0.910 |
| NVR | 5 | 303 | 10 | 195 | 0 | 2 | 2 | 1 | 0.500 | 1.98 | 0.949 |
| OTT | 19 | 1052 | 41 | 493 | 3 | 9 | 7 | 1 | 0.559 | 2.34 | 0.917 |
| NSH | 3 | 178 | 7 | 74 | 0 | 1 | 2 | 0 | 0.330 | 2.36 | 0.905 |
| NJ | 5 | 254 | 16 | 133 | 0 | 3 | 2 | 0 | 0.600 | 3.78 | 0.88 |
| PHI | 3 | 159 | 10 | 94 | 0 | 1 | 2 | 0 | 0.333 | 3.77 | 0.894 |
| PIT | 5 | 283 | 11 | 158 | 0 | 3 | 0 | 1 | 0.875 | 2.33 | 0.93 |
| SJ | 13 | 753 | 35 | 387 | 1 | 3 | 6 | 4 | 0.385 | 2.79 | 0.91 |
| STL | 20 | 1164 | 51 | 590 | 1 | 11 | 7 | 2 | 0.600 | 2.63 | 0.914 |
| TB | 5 | 303 | 10 | 154 | 1 | 3 | 1 | 1 | 0.700 | 1.98 | 0.935 |
| TOR | 5 | 290 | 12 | 121 | 0 | 2 | 1 | 1 | 0.625 | 2.48 | 0.901 |
| VAN | 18 | 1048 | 44 | 507 | 1 | 11 | 5 | 2 | 0.667 | 2.52 | 0.913 |
| WSH | 5 | 312 | 18 | 139 | 0 | 2 | 1 | 2 | 0.600 | 3.46 | 0.871 |
| WPG | 6 | 305 | 16 | 169 | 0 | 1 | 3 | 1 | 0.300 | 3.15 | 0.905 |
| TOTAL | 285 | 16622 | 669 | 8013 | 18 | 152 | 86 | 37 | 0.620 | 2.41 | 0.917 |

2014-15 DETROIT RED WINGS

35 JIMMY HOWARD continued



BY SEASON

2013-14: Appeared in 51 games for Detroit, posting a 21-19-11 record, a 2.66 goals against average, a .910 save percentage and two shutouts...Posted a 27-save shutout on 10/21 vs. San Jose and a 29-save shutout on 11/29 at

NY Islanders...Saw 45+ shots in three-of-four starts from 1/4-1/16...Made a season-high 47 saves on 1/16 at NY Rangers...Shared a shutout with Jonas Gustavsson on 2/3 vs. Vancouver (16 saves)...Recorded his 150th NHL win on 4/2 vs. Boston... Finished the season with a 4-1 record, a 2.00 goals against average and a .924 save percentage in his last five regular-season games...Started three post-season games for Detroit, sporting a 2.02 goals against average and a .931 save percentage...Recorded his third career playoff shutout with 25 saves on 4/18 at Boston... Represented the United States at the 2014 Olympic Games in Sochi, Russia, but did not see game action.

2012-13: Started 42 of Detroit's 48 games...Posted a 21-13-7 record with a 2.13 goals against average and a .923 save percentage...Ranked among the NHL's top goaltenders with 42 games played (5th), 21 wins (T-7th), 1,042 saves (T-5th), a 2.13 goals against average (9th), a .923 save percentage (T-9th) and five shutouts (T-1st)... Tied a career best with a 2.13 goals against average... Stopped a league-high three penalty shots...Made his 200th appearance with Detroit on 2/2 at Columbus... Posted his second-highest career shutout total (5) despite a shortened season...Helped Detroit clinch a playoff berth by winning his final four regular-season starts, 4/22-4/27 (two shutouts)...Started all 14 playoff games for Detroit... Finished the postseason with a 7-7-2, a 2.44 goals against

CAREER HIGHLIGHTS

FIRSTS

FIRST GP: 11/28/2005 DET 5 AT LA 2
FIRST WIN: 11/28/2005 DET 5 AT LA 2
FIRST SHUTOUT: 12/17/2009 DET 3 VS TB 0

MOSTS.....MOST RECENTLY

SHOTS FACED: 52 (1X) 01/07/2010 DET 2 AT LA 1
SAVES: 51 (1X) 01/07/2010 DET 2 AT LA 1
GA: 6 (2X) 02/02/2014 DET 5 AT WAS 6

CAREER SHUTOUTS: 18 11/29/2013 DET 5 AT NYI 0

LONGEST PERSONAL STREAKS

LONGEST WIN STREAK: 7 (2X) 11/19/2011 12/02/2011
STREAK W/OUT REG LOSS: 22 (1X) 03/11/2010 11/05/2010 (19 - 0 - 3)
LONGEST LOSING STREAK: 7 (1X) 12/01/2005 10/24/2009
LONGEST WINLESS STREAK: 7 (2X) 11/04/2013 11/23/2013 (0 - 3 - 4)
LONGEST SHUTOUT SEQUENCE: 160:06 04/25/2013 10/02/2013

CAREER STATS

REGULAR SEASON

PLAYOFFS (BOLD)

| SEASON | CLUB | LEAGUE | GP | W | L | OT | SHO | GA | GAA | GP | W | L | SHO | GA | GAA |
|-----------------------|---------|--------|------------|------------|-----------|-----------|-----------|------------|-------------|-----------|-----------|-----------|----------|------------|-------------|
| 2005-06 | DETROIT | NHL | 4 | 1 | 2 | 0 | 0 | 10 | 2.99 | 0 | 0 | 0 | 0 | 0 | - |
| 2007-08 | DETROIT | NHL | 4 | 0 | 2 | 0 | 0 | 7 | 2.13 | 0 | 0 | 0 | 0 | 0 | - |
| 2008-09 | DETROIT | NHL | 1 | 0 | 1 | 0 | 0 | 4 | 4.07 | 0 | 0 | 0 | 0 | 0 | - |
| 2009-10 | DETROIT | NHL | 63 | 37 | 15 | 10 | 3 | 141 | 2.26 | 12 | 5 | 7 | 1 | 33 | 2.75 |
| 2010-11 | DETROIT | NHL | 63 | 37 | 17 | 5 | 2 | 168 | 2.79 | 11 | 7 | 4 | 0 | 28 | 2.50 |
| 2011-12 | DETROIT | NHL | 57 | 35 | 17 | 4 | 6 | 119 | 2.13 | 5 | 1 | 4 | 0 | 13 | 2.64 |
| 2012-13 | DETROIT | NHL | 42 | 21 | 13 | 7 | 5 | 87 | 2.13 | 14 | 7 | 7 | 1 | 35 | 2.44 |
| 2013-14 | DETROIT | NHL | 51 | 21 | 19 | 11 | 2 | 133 | 2.66 | 3 | 1 | 2 | 1 | 6 | 2.02 |
| DETROIT TOTALS | | | 285 | 152 | 86 | 37 | 18 | 669 | 2.41 | 45 | 21 | 24 | 3 | 115 | 2.53 |
| NHL TOTALS | | | 285 | 152 | 86 | 37 | 18 | 669 | 2.41 | 45 | 21 | 24 | 3 | 115 | 2.53 |

2014-15 DETROIT RED WINGS

35 JIMMY HOWARD continued

average and a .924 save percentage...Earned his second career postseason shutout with 28 saves in Game 4 of the Western Conference Semifinals vs. Chicago.

2011-12: Started 57 games for Detroit...Missed 15 games due to a broken finger and groin injuries...Finished the season with a 35-17-4 record...Became the first Red Wings goaltender in franchise history to win 35-or-more games in his first three full seasons with the team...Posted a career-best 2.13 goals-against average and a .920 save percentage...Appeared in his first NHL All-Star Game, starting for Team Chara on January 29 at Scotiabank Place in Ottawa...Notched the 100th victory of his career on 1/12 vs. Phoenix...Started all five postseason games for the Red Wings...Finished with a 1-4 record, 2.64 goals-against average and .888 save percentage.

2010-11: Started 63 games for Detroit...Missed five games due to injury: 10/28 and 10/30 – back, 1/15 – knee, 3/28 and 3/30 – shoulder...Finished with a 37-17-5 record (37 wins tied for third NHL and tied a career-high)...Posted a 2.79 goals-against average and a .908 save percentage...Made a season-high 45 saves in a 3-2 win over the NY Rangers on 2/7...Faced 1,830 shots on goal (allowed 168 goals)...Recorded two shutouts on 10/8 vs. Anaheim and 12/3 at Anaheim...Re-signed to a new two-year deal on 2/28...Starred all 11 postseason games for Detroit...Finished with a 7-4 record, a 2.50 goals-against average (ninth NHL) and a .923 save percentage (eighth NHL)...

2009-10: Appeared in 63 games for Detroit and started 61...Finished with a 37-15-10 record (37 wins tied for eighth NHL)...Finished fifth in the NHL with a 2.26 goals-against average...His .924 save percentage ranked fourth in the NHL...Nominated for the Calder Trophy as the NHL's Rookie of the Year...Recorded his first career shutout on 12/17 vs. Tampa Bay...Finished the season with three shutouts...Made a career high 51 saves 1/7 at Los Angeles (2-1 win)...Became just the fourth goaltender in Red Wings history to win 30-or-more games in his rookie season (Sawchuk, Crozier, Hall)...Started 25 consecutive games from 1/29 through 4/4, the longest streak by a Detroit goaltender since Tim Cheveldae (29) in 1991-92 and longest by a rookie Detroit goaltender since Connie Dion (26) in 1943-44...Named the NHL's Second Star of the Week from 3/22-3/28 posting a 4-0-0 record, 1.22 GAA, .958 SV% and one shutout...Named by Detroit's coaching staff as the 'Carhartt Hardest Working Player of the Month' for the month of March posting a 12-2-1 record, 2.24 GAA, .923 SV% and one shutout...Named the NHL's Second Star of the month for March...Named the NHL's Rookie of the Month for the month of March...Started all 12 postseason games

for Detroit...Finished with a 5-7 record in the postseason, a 2.75 GAA, .915 SV% and one shutout.

2008-09: Appeared in one game for the Red Wings, stopping 24 shots in a loss at Minnesota 2/21...Recalled on 5/8 and was a Black Ace during the 2009 playoffs...Played in 45 games with the Grand Rapids Griffins, posting a 21-18-4 record with a 2.54 GAA, a .916 SV%, and four shutouts...Appeared in 10 games during the 2009 Calder Cup playoffs, sporting a 4-6-0 record with a 2.41 GAA and .900 SV%...Grand Rapids Griffins' recipient of the AHL's Man of the Year award.

2007-08: Played in four games for Detroit in February...Posted a 0-2-0 record with a 2.13 GAA and .926 SV%...Recalled on 4/12 and was a Black Ace during the 2008 NHL playoffs...Played 54 games in Grand Rapids, earning a 21-28-2 record with a 2.83 GAA, .907 SV%, and two shutouts...Named AHL Goaltender of the Month (Dec)...AHL PlanetUSA All-Star Team...Grand Rapids Griffins' recipient of the AHL's Man of the Year award.

2006-07: Appeared in 49 games with the Griffins...Posted a 21-21-3 record with a 2.70 GAA and .911 SV%, matching a franchise record six shutouts...Played in seven playoff games, earning a 3-4 record...Finished fifth among AHL goaltenders in save percentage (.927) and fourth in goals-against average (1.93) in the 2007 Calder Cup playoffs.

2005-06: Played in four games with the Red Wings...Made his NHL debut 11/28 vs. Los Angeles, stopping a penalty shot among a total of 22 to earn his first career victory...Became only NHL netminder to face a penalty shot in each of his first two career games...Posted a 1-2 record with a 2.99 GAA and .904 SV%...Made his AHL debut...Played in 38 games for the Griffins, sporting a 27-6-2 record...Registered a personal 12-game winning streak (2/25-3/31)...Recorded a 2.58 GAA, .910 SV%, and two shutouts...Appeared in 13 games during the AHL playoffs...Posted a 5-7 record with a 3.46 GAA and .885 SV%...Named to AHL All-Rookie Team, becoming the first Griffin player to do so...AHL PlanetUSA All-Star Team...AHL Goaltender of the Month (March).

2004-05: Appeared in 39 games for the University of Maine...Posted a 19-13-7 record with a 1.92 GAA, six shutouts, and .924 save percentage...Named University of Maine MVP...Hockey East all-conference honorable mention.

2003-04: Played in 23 games with the Maine Black Bears...Posted a 14-4-3 record, setting a school record with six shutouts...Set NCAA record for save percentage (.956) and goals-against average (1.19)...Made 63 saves in 2-1 triple-overtime win over Massachusetts in Hockey

2014-15 DETROIT RED WINGS

35 JIMMY HOWARD continued




East championship...Named Hockey East First-Team All-Star...NCAA East Second-Team All-American...Hockey East Championship Tournament MVP.

PERSONAL

Jimmy and his wife, Rachel, have two children...The family lives in Maine during the offseason...Jimmy is the team spokesman for the Arthritis Foundation and is an event co-chair for their annual Jingle Bell Walk/Run for the fourth-straight year and will donate \$50 for every save he makes during the Detroit's Dec. 6 game to the Arthritis

Foundation for its Camp Dakota program...He was also the team's nominee for the 2012 and 2014 NHL Foundation Player Award...Founded "Howard's Heroes" while a member of the Grand Rapids Griffins, and still hosts a patient from Helen DeVos Children's Hospital and their family at each Griffins' home game...Visited C.S. Mott Children's Hospital in Ann Arbor, Mich., as part of the Red Wings' 2014 MI Wings Community Tour in September...Jimmy's hockey hero growing up: Mike Richter...Favorite food: chicken...Favorite sport besides hockey: golf...Dream golf foursome: Jack Nicklaus, Gary Player, Tiger Woods.



2014-15 DETROIT RED WINGS

26 TOMAS JURCO

6-2 • 193 lbs. • Right Wing • Shoots Left
Born: Kosice, Slovakia – December 28, 1992
Last Amateur Team: Saint John Sea Dogs (QMJHL)

BECAME A RED WING: Second round (35th overall) of the 2011 NHL Entry Draft

CAREER STATS VS. NHL

| TEAM | GP | G | A | PTS | PIM |
|------|----|---|---|-----|-----|
| ANA | 1 | 1 | 0 | 1 | 0 |
| BOS | 1 | 1 | 0 | 1 | 2 |
| BUF | 2 | 1 | 0 | 1 | 0 |
| CAL | 1 | 0 | 0 | 0 | 2 |
| CAR | 1 | 0 | 1 | 1 | 0 |
| CHI | 1 | 0 | 1 | 1 | 0 |
| COL | 1 | 1 | 0 | 1 | 0 |
| CBJ | 1 | 0 | 0 | 0 | 0 |
| FLA | 3 | 0 | 1 | 1 | 0 |
| L.A. | 1 | 0 | 0 | 0 | 0 |
| MON | 4 | 0 | 1 | 1 | 2 |
| NSH | 1 | 0 | 0 | 0 | 0 |
| NJ | 2 | 0 | 0 | 0 | 0 |
| NYI | 1 | 0 | 0 | 0 | 0 |
| NVR | 2 | 0 | 0 | 0 | 0 |
| OTT | 1 | 1 | 1 | 2 | 0 |
| PHI | 1 | 0 | 0 | 0 | 0 |
| PIT | 1 | 1 | 0 | 1 | 0 |
| STL | 2 | 0 | 0 | 0 | 2 |
| TB | 3 | 1 | 0 | 1 | 2 |
| VAN | 2 | 1 | 1 | 2 | 0 |
| WSH | 1 | 0 | 0 | 0 | 2 |

TOTAL 36 8 7 15 14

CAREER

Entering his third professional season...Made his NHL debut on December 15, 2013 vs. Tampa Bay...Scored his first NHL goal during his second game on December 17, 2013 vs. Anaheim...2013 Calder Cup champion with the Grand Rapids Griffins...2011 and 2012 QMJHL President's Cup and 2011 CHL Memorial Cup champion with the Saint John Sea Dogs...Represented Slovakia at 2011 and 2012 World Junior Championships and was the youngest player on the 2014 Slovakian Olympic Team.

BY SEASON

2013-14: Split his second professional season between Detroit and Grand Rapids...Totalled 15 points (8-7-15) in 36 games for Detroit...Ranked eighth on the team with two power-play goals and 10th with 67 hits, despite playing only 36 games...Made his NHL debut on 12/15 vs. Tampa Bay and scored his first NHL goal the following game, 12/17 vs. Anaheim (Jonas Hiller)...Added his first multi-point game (1-1-2) on 12/21 at Toronto and added a second on 2/27 at Ottawa (1-1-2)...Scored in back-to-back games for the first time from 4/2-4/4...Also tallied 32 points (13-19-32) in 32 games with the Griffins and was leading the team in scoring at the time of his recall...Recorded his first professional hat trick on 11/16 vs. Rockford...Skated in three postseason games for Detroit (0-0-0) and in eight for Grand Rapids (5-2-7), adding his second pro hat trick on 5/13 vs. Texas...Also represented Slovakia at the 2014 Winter Olympics in Sochi, Russia.

2012-13: Captured the AHL's Calder Cup with the Griffins, marking his third-straight season with a championship...Tallied 28 points (14-14-28) in 74 regular-season games and 14 points (8-6-14) in 24 AHL playoff games...Tied for the AHL's postseason rookie scoring lead...Made his professional debut on 10/12 vs. Milwaukee...Scored his first professional goal on 10/19 at Rochester (David Leggio).

2011-12: Racked up 68 points (30-38-68) in 48 games to help QMJHL Saint John to its third-straight QMJHL Finals appearance and second-straight President's Cup...Tied for second on the team in goals and was fourth in points...Placed fourth on the club with 29 points (13-16-29) in 16 playoff games...Represented Slovakia at the World Junior Championship in Calgary and Edmonton, Alberta, leading the team with eight points (1-7-8) in five games.

2010-11: Helped the Saint John Sea Dogs win the QMJHL President's Cup and CHL Memorial Cup with 56 points (31-25-56) in 60 regular-season games and 18 points (6-12-18) in 19 postseason games...Tied for the league lead with five shootout goals and ranked sixth with a +46 rating...Scored four goals during the CHL Memorial Cup, leading the tournament in that category...Scored one goal in six games with Slovakia at the World Junior Championship in Buffalo, N.Y.

2009-10: Finished fifth on QMJHL Saint John with 51 points (26-25-51) in 64 games...Led the league with nine shootout goals...Placed fifth in scoring among

**IT'S MORE
THAN HOCKEY™**

2014-15 DETROIT RED WINGS

26 TOMAS JURCO continued



league rookies...Recorded 17 points (7-10-17) in 21 playoff games and helped Saint John to the QMJHL Finals.

PERSONAL

Tomas returns to Slovakia in the offseason...His sister, Petra, played hockey for Slovakia during the 2010 Winter Olympics in Vancouver...He reached his league's finals in four straight seasons from 2010-2013, doing so three times with QMJHL Saint John and in 2013 with Grand Rapids... He volunteered for the 2014 MI Wings Community Tour this September, visiting the Michigan National Guard Joint Forces Headquarters in Lansing, Mich., signing autographs and meeting National Guard members from the Lansing area, and packed meals for Kids' Food Basket in Grand Rapids, Mich., to help attack childhood hunger through the Sack Supper program.

CAREER HIGHLIGHTS

FIRSTS

FIRST GP:.....12/15/2013 DET 0 VS TB 3
FIRST GOAL:.....12/17/2013 DET 2 VS ANA 5
FIRST GOAL VERSUS:
HILLER, JONAS.....AT 3:15 OF PERIOD 1
FIRST ASST:.....12/21/2013 DET 5 AT TOR 4

MOSTS:

GOALS: 1 (8X).....04/09/2014 DET 3 AT PIT 4
ASSISTS: 1 (7X).....04/11/2014 DET 1 VS CAR 2
POINTS: 2 (2X).....02/27/2014 DET 6 AT OTT 1 (1G-1A)

MOST RECENTLY

SOG: 5 (2X).....04/04/2014 DET 3 VS BUF 2
PIM: 2 (7X).....04/05/2014 DET 3 AT MTL 5
HAT TRICKS: 0
MULTI-PT GAMES: 202/27/2014 DET 6 AT OTT 1 (1G-1A)
SHOOTOUTS: 0 - 2 (.000)
PENALTY SHOTS: 0 - 0

LONGEST PERSONAL STREAKS:

GOALS: 2 (1X).....04/02/2014 04/04/2014 (2G)
ASSISTS: 1 (7X).....04/11/2014 04/11/2014 (1A)
PTS: 2 (2X).....04/09/2014 04/11/2014 (1G-1A)

CAREER STATS

REGULAR SEASON

PLAYOFFS (BOLD)

| SEASON | CLUB | LEAGUE | GP | G | A | P | PM | GP | G | A | P | PM |
|-----------------------|---------|--------|-----------|----------|----------|-----------|-----------|----------|----------|----------|----------|----------|
| 2013-14 | DETROIT | NHL | 36 | 8 | 7 | 15 | 14 | 3 | 0 | 0 | 0 | 0 |
| DETROIT TOTALS | | | 36 | 8 | 7 | 15 | 14 | 3 | 0 | 0 | 0 | 0 |
| NHL TOTALS | | | 36 | 8 | 7 | 15 | 14 | 3 | 0 | 0 | 0 | 0 |



CAREER STATS VS. NHL

| TEAM | GP | G | A | PTS | PIM |
|------|----|---|---|-----|-----|
| ANA | 9 | 0 | 4 | 4 | 2 |
| ARI | 12 | 0 | 3 | 3 | 10 |
| BOS | 7 | 0 | 1 | 1 | 6 |
| BUF | 7 | 1 | 1 | 2 | 4 |
| CAL | 7 | 0 | 1 | 1 | 6 |
| CAR | 5 | 0 | 0 | 0 | 0 |
| CHI | 11 | 0 | 2 | 2 | 4 |
| COL | 10 | 0 | 2 | 2 | 2 |
| CBJ | 13 | 1 | 1 | 2 | 0 |
| DAL | 7 | 0 | 1 | 1 | 11 |
| EDM | 10 | 2 | 2 | 4 | 8 |
| FLA | 4 | 0 | 2 | 2 | 2 |
| L.A. | 9 | 0 | 1 | 1 | 4 |
| MIN | 13 | 0 | 3 | 3 | 6 |
| MON | 3 | 0 | 0 | 0 | 4 |
| NSH | 15 | 1 | 2 | 3 | 12 |
| NJ | 4 | 0 | 0 | 0 | 0 |
| NYI | 3 | 0 | 1 | 1 | 0 |
| NYR | 3 | 0 | 0 | 0 | 2 |
| OTT | 5 | 0 | 3 | 3 | 2 |
| PHI | 3 | 0 | 0 | 0 | 2 |
| PIT | 6 | 1 | 0 | 1 | 2 |
| STL | 12 | 2 | 2 | 4 | 6 |
| SJ | 9 | 1 | 0 | 1 | 2 |
| TB | 6 | 0 | 2 | 2 | 4 |
| TOR | 5 | 0 | 2 | 2 | 4 |
| VAN | 10 | 0 | 2 | 2 | 2 |
| WSH | 5 | 0 | 2 | 2 | 2 |
| WGP | 3 | 0 | 0 | 0 | 4 |

TOTAL 213 9 40 49 113

**IT'S MORE
THAN HOCKEY™**

2014-15 DETROIT RED WINGS

4 JAKUB KINDL

6-3, 216 lbs., Defense, Shoots Left

Born: Sumperk, Czech Republic – February 10, 1987

Last Amateur Club: Kitchener Rangers (OHL)

BECAME A RED WING: First Round (19th overall) in the 2005 NHL Entry Draft.

CAREER

Entering his eighth professional season and fifth full season with Detroit... Re-signed to a four-year contract extension on June 29, 2013...Made his NHL debut on December 3, 2009 vs. Edmonton...Scored his first career goal on January 20, 2011 at St. Louis...Represented his native Czech Republic at the IIHF World Junior Championships in 2006 and 2007 (team captain) and made his men's national team debut at the 2014 IIHF World Championship.

BY SEASON

2013-14: Skated in a career-high 66 games for the Red Wings...Missed six games due to injury...Tied for third among Detroit blueliners with 19 points (2-17-19), besting his previous NHL best of 13...Ranked ninth on the club with 17:13 TOI and tied for seventh with seven power play points...Played a career-high 26:04 on 10/21 vs. San Jose...Registered his first career multi-point game (1-1-2) on 11/2 at Edmonton...Also registered multiple points on 11/15 vs. Washington (0-2-2), 3/22 at Minnesota (0-2-2), and 3/29 at Toronto (0-2-2)...Was a season-best +3 on 3/27 vs. Montreal and 4/13 at St. Louis...Tallied eight points (1-7-8) and a +9 rating over the final 13 regular-season games...Also debuted for the Czech men's national team at the IIHF World Championship in Minsk, Belarus, tallying three points (1-2-3) and a team-best +4 rating in 10 games.

2012-13: Appeared in 41 games for Detroit...Enjoyed a breakout season and matched his career high with 13 points (4-9-13) despite the shortened season...Posted a +15 rating, ranking second on the team...Tied for second among Red Wings defensemen in scoring...Averaged 18:33 TOI...Credited with 46 hits, second among Detroit blue-liners...Posted a pair of career-best three-game assist streaks, 2/13-2/19 and 3/22-3/25, which also matched his longest point streak...Tallied his first two game-winning goals on 2/7 at St. Louis and 3/7 vs. Edmonton...Set a career-high with a +4 rating on 3/16 at Vancouver...Appeared in all 14 of Detroit's playoff games...Contributed five points (1-4-5), ranking second among Red Wings defensemen...Tied for the team lead with a +4 rating...Averaged 17:43 TOI in the playoffs...Recorded an assist in his NHL postseason debut in Game 1 of the Western Conference Quarterfinals at Anaheim...Scored his first playoff goal with the game-winning tally in Game 4 of the Western Conference Semifinals vs. Chicago...Also appeared in 27 games with HC Pardubice in the Czech Republic's top league, registering 11 points (1-10-11).

2011-12: Skated in a career-high 55 games for Detroit...Finished the season with a career-high 13 points (1-12-13)...Collected a career-high 12 assists...Finished the season with a career-high +7 rating...Appeared in his 100th career NHL game on 3/2 vs. Minnesota...Registered 61 hits and 32 blocked shots on the season...Sent a career-high 69 shots on goal...Averaged 14:03 TOI during the regular season...

2014-15 DETROIT RED WINGS

4 JAKUB KINDL continued



Credited with a season-high 5 hits on 1/25 at Montreal... Recorded his first career fighting major 11/12 vs. Dallas (J. Benn)...Did not dress for any of Detroit's five postseason games vs. Nashville.

2010-11: Appeared in a career-high 48 games for Detroit...Winner of the 2010-11 Detroit Sports Broadcasters Association Rookie of the Year Award...Scored his first career goal on Jan. 20 at St. Louis...Notched his first career assist on Feb. 17 at Tampa Bay...Registered four points (2-2-4), 36 PIM and was -6 on the season...Sent to Grand Rapids on a conditioning loan on Dec. 8...Appeared in 8 games for Grand Rapids, collecting 5 points (1-4-5)...Did not appear in any postseason games for Detroit.

2009-10: Made his NHL debut on 12/3 vs. Edmonton... Appeared in three games for Detroit...Did not register a point, had one shot on goal and was -2 in three games with the Red Wings...Served as a 'black ace' for the third consecutive postseason...Appeared in 73 games for Grand Rapids (AHL)...Registered 33 points (3-30-33) and 59 PIM...His 33 points ranked second among Griffins defensemen (Janik-37)...Led all Griffins blue-liners with 142 shots on goal.

2008-09: Appeared in a career high 78 games for Grand Rapids...Registered 33 points (6-27-33)...Led Griffins defensemen in games played and ranked second in goals, assists and points...Played for the PlanetUSA All-Star Team at the 2009 All-Star Classic...Tied for third on the Griffins with 15 power-play assists...Registered 76 PIM, tops among Grand Rapids defensemen...Registered a career-high three points on 12/21/08 at Rochester...Served as a 'black ace' during Detroit's run to the Stanley Cup Final.

2007-08: His first full season as a professional... Appeared in 75 games for Grand Rapids, tied for tops among Griffins defensemen...Notched 17 points (3-14-17), tied for fourth among Griffins blue-liners...Registered a career-high 82 PIM...Served as a 'black ace' during Detroit's run to the 2008 Stanley Cup championship.

2006-07: Appeared in seven playoff games for Grand Rapids...Named a second team All-Star for Kitchener (OHL)...Led Kitchener with 44 assists and registered a career-high 142 PIM...Runner-up for the OHL Outstanding Defenseman award...Captained the Czech Republic at the World Junior Championship.

2014-15 DETROIT RED WINGS

4 JAKUB KINDL continued



2005-06: Made his professional debut with Grand Rapids appearing in three games...Finished with one assist, two PIM and a -1 rating for Grand Rapids... Finished sixth among OHL defensemen with 58 points (12-46-58)...OHL Defenseman of the Month in November... Played for the Czech Republic at the 2005-06 World Junior Championship.

PERSONAL

Jakub splits the off-season between his hometown of Sumperk, Czech Republic, and Royal Oak, Michigan... Jakub has hosted an adult cancer patient or survivor at Karmanos Cancer Institute and his/her guest at every Red Wings home game since starting "Kindl's Krew" in 2013-14...Volunteered for the 2014 MI Wings Community Tour this September, visiting the Michigan National Guard Joint Forces Headquarters in Lansing, Mich., signing autographs and meeting National Guard members from the Lansing area, and packed meals for Kids' Food Basket in Grand Rapids, Mich., to help attack childhood hunger through the Sack Supper program...His hockey idol as a youth: Nicklas Lidstrom...Favorite musical artists: U2 and Coldplay...Favorite sport besides hockey: tennis...First job: cutting grass.

CAREER HIGHLIGHTS

FIRSTS

FIRST GP: 12/03/2009 DET 1 VS EDM 4
FIRST GOAL: 01/20/2011 DET 4 AT STL 3
FIRST GOAL VERSUS: HALAK, JAROSLAV.....AT 9:50 OF PERIOD 2
FIRST ASST: 02/17/2011 DET 6 AT TB 2

MOSTS:

GOALS: 1 (9X).....04/09/2014 DET 3 AT PIT 4
ASSISTS: 2 (3X).....03/29/2014 DET 4 AT TOR 2
POINTS: 2 (4X).....03/29/2014 DET 4 AT TOR 2 (OG-2A)

SOG: 6 (2X).....11/21/2013 DET 4 VS CAR 3
PIM: 6 (1X).....02/19/2013 DET 3 AT NSH 4
HAT TRICKS: 0
MULTI-PT GAMES: 403/29/2014 DET 4 AT TOR 2 (OG-2A)
SHOOTOUTS: 0 - 0
PENALTY SHOTS: 0 - 0

LONGEST PERSONAL STREAKS:

GOALS: 1 (9X).....04/09/2014 04/09/2014 (1G)
ASSISTS: 3 (2X).....03/22/2013 03/25/2013 (3A)
PTS: 3 (3X).....03/22/2013 03/25/2013 (OG-3A)

CAREER STATS

REGULAR SEASON

PLAYOFFS (BOLD)

| SEASON | CLUB | LEAGUE | GP | G | A | P | PM | GP | G | A | P | PM |
|-----------------------|---------|--------|------------|----------|-----------|-----------|------------|-----------|----------|----------|----------|-----------|
| 2012-13 | DETROIT | NHL | 31 | 1 | 4 | 5 | 15 | 3 | 0 | 0 | 0 | 0 |
| 2013-14 | DETROIT | NHL | 66 | 2 | 17 | 19 | 24 | 4 | 0 | 0 | 0 | 2 |
| DETROIT TOTALS | | | 213 | 9 | 40 | 49 | 113 | 18 | 1 | 4 | 5 | 12 |
| NHL TOTALS | | | 213 | 9 | 40 | 49 | 113 | 18 | 1 | 4 | 5 | 12 |



2014-15 DETROIT RED WINGS

55 NIKLAS KRONWALL

6-0, 190 lbs., Defense, Shoots Left

Born: Stockholm, Sweden – January 12, 1981

Last Amateur Club: Djurgarden (Sweden)

BECAME A RED WING: First-round selection (29th overall) in the 2000 NHL Entry Draft.

CAREER STATS VS. NHL

| TEAM | GP | G | A | PTS | PIM |
|------|----|---|----|-----|-----|
| ANA | 29 | 1 | 9 | 10 | 16 |
| ARI | 29 | 1 | 13 | 14 | 26 |
| BOS | 12 | 1 | 4 | 5 | 8 |
| BUF | 13 | 0 | 6 | 6 | 10 |
| CAL | 26 | 1 | 10 | 11 | 12 |
| CAR | 7 | 1 | 2 | 3 | 10 |
| CHI | 46 | 3 | 8 | 11 | 38 |
| COL | 27 | 3 | 11 | 14 | 16 |
| CBJ | 46 | 9 | 18 | 27 | 24 |
| DAL | 26 | 2 | 9 | 11 | 16 |
| EDM | 26 | 5 | 11 | 16 | 14 |
| FLA | 11 | 0 | 6 | 6 | 0 |
| L.A. | 26 | 3 | 11 | 14 | 20 |
| MIN | 28 | 1 | 14 | 15 | 24 |
| MON | 10 | 4 | 2 | 6 | 2 |
| NSH | 47 | 3 | 17 | 20 | 26 |
| NJ | 8 | 0 | 1 | 1 | 2 |
| NYI | 7 | 1 | 4 | 5 | 4 |
| NYR | 7 | 0 | 2 | 2 | 4 |
| OTT | 9 | 1 | 8 | 9 | 8 |
| PHI | 9 | 2 | 3 | 5 | 6 |
| PIT | 11 | 1 | 5 | 6 | 6 |
| STL | 45 | 7 | 18 | 25 | 36 |
| SJ | 28 | 3 | 11 | 14 | 16 |
| TB | 9 | 1 | 4 | 5 | 4 |
| TOR | 8 | 1 | 4 | 5 | 0 |
| VAN | 26 | 5 | 11 | 16 | 18 |
| WSH | 10 | 1 | 4 | 5 | 12 |
| WGP | 8 | 1 | 7 | 8 | 8 |

TOTAL 594 62 233 295 386

CAREER

Entering his 11th NHL season, all with Detroit ...Signed to a seven-year contract extension on October 31, 2011...Named an alternate captain for the Red Wings prior to the 2011-12 season...Won his first Stanley Cup championship in 2008...Won Gold Medals with Sweden at the 2006 Olympic Winter Games and 2006 IIHF World Championships...Member of the elite 'Triple Gold Club' – Olympic gold, World Championship gold, Stanley Cup championship...Named the tournament's best defender at the 2006 IIHF World Championships...Named to the tournament All-Star Team at the 2005 IIHF World Championships...Represented Sweden at the 2012 IIHF World Championship...Won the Eddie Shore Award as the AHL's top defenseman in 2005...Named a First Team AHL All-Star in 2005...Three-time Olympian for Sweden, earning silver as captain in 2014...Has recorded 54 career multi-point games.

BY SEASON

2013-14: Ranked third on Detroit with 79 games played...Led all Red Wings defensemen and tied for second on the club with 49 points (8-41-49), in addition to 44 penalty minutes...Led Detroit in TOI at 24:18...Placed ninth among all NHL defensemen in points...Also ranked among team leaders with 41 assists (1st), five power-play goals (5th), 110 shots (9th), 93 hits (3rd), 154 blocked shots (1st) and 25 takeaways (7th)...Posted a pair of three-point games on 10/12 vs. Philadelphia (1-2-3) and 2/27 at Ottawa (0-3-3)...Matched a career best with a six-game point streak (2-7-9) from 11/21-12/1...Named NHL's 2nd Star of the Week on 12/2 after posting three-straight two-point games (1-5-6)...Played a team season-high 30:20 on 3/14 vs. Edmonton...Tallied two points (1-1-2) and averaged 25:58 TOI in five postseason games...Named captain of Sweden at the 2014 Winter Olympics in Sochi, Russia, after teammate Henrik Zetterberg withdrew due to injury...Logged two assists in six Olympic games, earning a silver medal.

2012-13: One of four Red Wings to appear in all 48 games...Only Red Wing to skate in every game over the last two seasons...Finished the season with 29 points (5-24-29)...Tied for sixth among NHL defensemen in scoring...Placed fourth on the team in scoring and led Red Wings defensemen...Led Detroit with 24:21 TOI and 82 blocked shots...Placed second on the club with 44 PIM...Appeared in his 500th NHL game on 3/22 at Anaheim...Recorded three-point games on back-to-back nights, with six points (1-5-6) from 2/23-2/24...Appeared in all 14 postseason games for Detroit...Recorded two assists and 4 PIM in the playoffs...Led Detroit with 25:20 TOI...Finished first on the team with 30 blocked shots in the playoffs and ranked third with 26 hits.

2011-12: Skated in 82 games for Detroit, a new career-high and one of two Red Wings players to appear in every game in 2011-12 (Zetterberg)...Named an assistant captain of the team prior to the 2011-12 season...Established new career-highs in goals (15), power-play goals (7), game-winning goals (4) and shots on goal (141)...Third on team averaging 22:51 TOI per game...Led all Red Wings defensemen with 36 points (15-21-36) and seven power-play goals...Finished third on team with

**IT'S MORE
THAN HOCKEY™**

2014-15 DETROIT RED WINGS

55 NIKLAS KRONWALL continued

133 hits...Led Detroit and ranked 10th in the NHL with 177 blocked shots...Finished with a career-low -2 rating, the first time in his career he finished season with a minus rating...Appeared in all five postseason games for Detroit...Finished playoffs with two points (0-2-2) and a -2 rating...Averaged 22:32 TOI in the postseason...Finished second on the team with 7 blocked shots in the playoffs.

2010-11: Appeared in 77 games for Detroit...Missed last five games of regular-season with a lower body injury...Registered 37 points (11-26-37) and was +5 on the season...Set new career-highs in goals (11), power-play goals (5), game-winning goals (3) and shots on goal (131)...Second on the team averaging 22:52 of ice time per game in the regular-season (Lidstrom 23:28)...Finished third among Detroit defensemen with 113 hits...Led Detroit with 129 blocked shots...Tied a career-high with two goals on 11/6 at Vancouver...Scored the overtime, power-play, game-winning goal on 12/27 at Colorado, securing teammate Chris Osgood's 400th career win...Appeared in all 11 postseason games for the Red Wings...Posted six points (2-4-6), 4 PIM and a +5 rating in the playoffs...Led team averaging 23:04 of ice time during the postseason...Scored one postseason power-play goal in Round One Game Four vs. Phoenix...Fourth on Detroit with 26 postseason hits...Led Detroit with 31 blocked shots in the playoffs.



2009-10: Appeared in 48 games for Detroit...Missed 34 games with a knee injury (30 games from 11/23-1/23 and four games from 2/3-2/11)...Finished the season with 22 points (7-15-22), 32 PIM and a plus-5 rating...Tied a career-high with seven goals...Recorded his first career multi-goal game on 11/11 at Columbus...Played in

CAREER HIGHLIGHTS

FIRSTS

FIRST GP: 12/10/2003 DET 7 AT BUF 2
FIRST ASST: 12/13/2003 DET 5 AT WAS 1
FIRST GOAL: 01/14/2004 DET 4 VS CHI 2
FIRST GOAL VERSUS: PASSMORE, STEVE...AT 14:25 OF PERIOD 2

SOG: 7 (3X) 04/05/2014 DET 3 AT MTL 5
PIM: 6 (2X) 01/29/2013 DET 4 VS DAL 1
HAT TRICKS: 0
MULTI-PT GAMES: 54 04/05/2014 DET 3 AT MTL 5 (1G-1A)
SHOOTOUTS: 1 - 2 (.500)
PENALTY SHOTS: 0 - 0

MOSTS:

GOALS: 2 (2X) 11/06/2010 DET 4 AT VAN 6
ASSISTS: 4 (1X) 12/19/2007 DET 6 VS LA 2
POINTS: 4 (1X) 12/19/2007 DET 6 VS LA 2 (0G-4A)

MOST RECENTLY

LONGEST PERSONAL STREAKS:

GOALS: 2 (6X) 03/13/2013 03/15/2013 (2G)
ASSISTS: 5 (2X) 11/23/2013 12/01/2013 (7A)
PTS: 6 (2X) 11/21/2013 12/01/2013 (2G-7A)

CAREER STATS

REGULAR SEASON

PLAYOFFS (BOLD)

| SEASON | CLUB | LEAGUE | GP | G | A | P | PM | GP | G | A | P | PM |
|-----------------------|---------|--------|------------|-----------|------------|------------|------------|-----------|----------|-----------|-----------|-----------|
| 2003-04 | DETROIT | NHL | 20 | 1 | 4 | 5 | 16 | 0 | 0 | 0 | 0 | 0 |
| 2005-06 | DETROIT | NHL | 27 | 1 | 8 | 9 | 28 | 6 | 0 | 3 | 3 | 2 |
| 2006-07 | DETROIT | NHL | 68 | 1 | 21 | 22 | 54 | 0 | 0 | 0 | 0 | 0 |
| 2007-08 | DETROIT | NHL | 65 | 7 | 28 | 35 | 44 | 22 | 0 | 15 | 15 | 18 |
| 2008-09 | DETROIT | NHL | 80 | 6 | 45 | 51 | 50 | 23 | 2 | 7 | 9 | 33 |
| 2009-10 | DETROIT | NHL | 48 | 7 | 15 | 22 | 32 | 12 | 0 | 5 | 5 | 12 |
| 2010-11 | DETROIT | NHL | 77 | 11 | 26 | 37 | 36 | 11 | 2 | 4 | 6 | 4 |
| 2011-12 | DETROIT | NHL | 82 | 15 | 21 | 36 | 38 | 5 | 0 | 2 | 2 | 4 |
| 2012-13 | DETROIT | NHL | 48 | 5 | 24 | 29 | 44 | 14 | 0 | 2 | 2 | 4 |
| 2013-14 | DETROIT | NHL | 79 | 8 | 41 | 49 | 44 | 5 | 1 | 1 | 2 | 0 |
| DETROIT TOTALS | | | 594 | 62 | 233 | 295 | 386 | 98 | 5 | 39 | 44 | 77 |
| NHL TOTALS | | | 594 | 62 | 233 | 295 | 386 | 98 | 5 | 39 | 44 | 77 |

2014-15 DETROIT RED WINGS

55 NIKLAS KRONWALL continued



the 300th game of his NHL career on 3/26 vs. Minnesota... Averaged 21:54 of ice time during the regular season... Registered 86 hits and 62 blocked shots in 48 regular season games... Played for Team Sweden at the 2010 Winter Olympics in Vancouver... Appeared in all 12 postseason games for Detroit... Recorded five points in the playoffs (0-5-5)... Finished third among Detroit defensemen with five postseason helpers... Averaged 23:15 of ice time during the 2010 Stanley Cup Playoffs... Ranked second among Detroit defensemen with 18 postseason blocked shots and third with 19 postseason hits.

2008-09: Appeared in a career high 80 games for Detroit... Missed one game due to illness and one game due to injury (ankle)... Set new career highs in assists (45), points (51), power-play goals (4) and shots on goal (121)... Finished 11th in scoring among NHL defensemen with 51 points (6-45-51)... Finished fifth on Detroit with 96 hits... Led team with 109 blocked shots... Appeared in his 200th career NHL game on 11/26 vs. Montreal... Recorded his 100th career NHL point on 2/7 vs. Edmonton... Recorded his 100th career assist on 3/15 vs. CBJ... Averaged 22:53 of ice time in regular season... Appeared in all 23 postseason games for Detroit... Finished postseason with nine points (2-7-9)... Led team with 33 postseason PIM...

Averaged 23:23 of ice time in postseason... Recorded a career high seven shots on goal on 4/2 vs. STL... Led Detroit defensemen with 59 hits in the postseason... Led team with 36 blocked shots in postseason... Scored his first career postseason goal in Round One Game One vs. CBJ on 4/16... Scored his first career Stanley Cup Final goal in Game Five vs. PIT.

2007-08: Appeared in 65 games... Set new career highs for goals (7), assists (28) and points (35)... Finished fifth among NHL defensemen at +25... Career high six game point streak 11/27 - 12/9 (1g, 5a)... Tied the franchise record for assists by a defenseman in one game with 4 vs. Los Angeles 12/19... Missed 13 games with a shoulder injury (2/1 - 2/28)... Had six multiple point games... Averaged 21:06 time on ice per game... Appeared in all 22 postseason games... Led all NHL defensemen in postseason scoring with 15 points (0-15-15)... Set a new Red Wings franchise record for assists by a defenseman in one postseason (15)... Tied for NHL postseason lead with Henrik Zetterberg at +16... Won his first Stanley Cup championship.

2006-07: Played a career high 67 games... Established then career highs in assists (21) and points (22)... Skated in his 100th NHL game on 2/24 at Nashville... Posted a then career high for points in consecutive games, collecting a point in five consecutive games from 1/4-1/11... Missed 14 games (10 due to a strained groin and four with a fractured sacrum)... Did not play in the postseason due to a fractured sacrum suffered on 3/30 vs. Dallas.

2005-06: Missed the first 52 games of the season due to a torn ACL in his left knee... Played 27 games, while averaging 20:31 per game with a +11 rating... Had a minus rating only four times in 27 games... Notched his first career power-play goal 4/7/06 at Columbus... Registered two assists in his first game back in the lineup 2/1/06 vs. St. Louis... Won a gold medal with Sweden at the 2006 Olympic Games... Played in all six of Detroit's 2006 playoff games and tallied three assists.

2004-05: Represented Sweden in the 2005 World Championships (3-3-6 in 9 games)... Named to the All-Star Team at the World Championships, joining Jaromir Jagr, Joe Thornton, Rick Nash, Marek Zidlicky and Tomas Vokoun... Had a strong 2004-05 year, leading the entire Grand Rapids squad in scoring with 53 points in 76 games (13-40-53)... He was the American Hockey League's top scoring defenseman and the first European-born player to win the Eddie Shore Award as the AHL's best defenseman.

2003-04: Began campaign with the Wings' American Hockey League affiliate Grand Rapids Griffins before being called up to Detroit in December... Appeared in 20 games

2014-15 DETROIT RED WINGS

55 NIKLAS KRONWALL continued




for the Red Wings (1-4--5) before suffering a fractured leg during warm-ups prior to a game vs. the Los Angeles Kings on Jan. 22, 2004 and missed the remainder of the season....Made NHL debut 12/10/03 at Buffalo.... Recorded first NHL point with an assist 12/13/03 at Washington on Pavel Datsyuk's goal.... First career goal was a game-winning goal 1/14/04 vs. Chicago (Steve Passmore) in a 4-2 Detroit win.

PERSONAL

Niklas returns to his native Sweden in the offseason...Niklas and his girlfriend welcomed their first child, Douglas, in April 2014...Niklas is currently in his ninth season as the President of the Detroit Red Wings Kids Club...

In 2012-13, he started "Kronner's Corner," hosting a family with an autistic child at every home game...Niklas has participated in the Red Wings School Assembly Program, visiting St. Bellarmine Catholic School in Redford to speak with kids about the sport of hockey and the importance of health and education...He hosts a charity hockey game each summer in Sweden to benefit his youth hockey club, Jarfalla HC... Worked alongside the Motor City Blight Busters during the 2014 MI Wings Community Tour this September in an effort to stabilize and revitalize Detroit neighborhoods... His hockey hero growing up: Nicklas Lidstrom...Hockey superstition: puts his skates on in the same order before every practice and game.



2014-15 DETROIT RED WINGS

23 BRIAN LASHOFF

6-3 • 212 lbs. • Defense • Shoots Left

Born: Albany, N.Y. – July 16, 1990

Last Amateur Team: Kingston (OHL)

BECAME A RED WING: Signed as a free agent on September 29, 2008

CAREER STATS VS. NHL

| TEAM | GP | G | A | PTS | PIM |
|------|----|---|---|-----|-----|
| ANA | 5 | 0 | 0 | 0 | 5 |
| ARI | 3 | 0 | 0 | 0 | 4 |
| BOS | 3 | 0 | 2 | 2 | 4 |
| BUF | 3 | 0 | 0 | 0 | 0 |
| CAL | 4 | 0 | 0 | 0 | 0 |
| CAR | 2 | 0 | 0 | 0 | 0 |
| CHI | 5 | 0 | 1 | 1 | 0 |
| COL | 3 | 0 | 0 | 0 | 2 |
| CBJ | 6 | 1 | 1 | 2 | 4 |
| DAL | 3 | 0 | 0 | 0 | 0 |
| EDM | 5 | 0 | 1 | 1 | 2 |
| FLA | 5 | 1 | 1 | 2 | 4 |
| L.A. | 4 | 0 | 0 | 0 | 0 |
| MIN | 5 | 0 | 1 | 1 | 6 |
| MON | 4 | 0 | 1 | 1 | 2 |
| NSH | 4 | 0 | 0 | 0 | 2 |
| NJ | 2 | 0 | 0 | 0 | 2 |
| NYI | 3 | 0 | 0 | 0 | 0 |
| NYR | 3 | 0 | 0 | 0 | 0 |
| OTT | 4 | 0 | 0 | 0 | 0 |
| PHI | 3 | 0 | 0 | 0 | 2 |
| PIT | 3 | 0 | 0 | 0 | 2 |
| STL | 4 | 0 | 1 | 1 | 0 |
| SJ | 4 | 0 | 0 | 0 | 0 |
| TB | 5 | 0 | 0 | 0 | 0 |
| TOR | 4 | 0 | 0 | 0 | 2 |
| VAN | 4 | 0 | 0 | 0 | 4 |
| WSH | 1 | 0 | 0 | 0 | 2 |
| WGP | 2 | 0 | 0 | 0 | 2 |

TOTAL 106 2 9 11 51

CAREER

Entering his fifth professional season and third season with Detroit...Re-signed to a three-year contract extension on February 25, 2013...Won 2013 Calder Cup championship with the Grand Rapids Griffins...Scored a goal in his NHL debut on January 21, 2013 at Columbus...Won a gold medal with Team USA at the 2010 IIHF World Junior Championship...Played in 2010 OHL All-Star Game.

BY SEASON

2013-14: Logged 75 games for the Red Wings in his second full NHL season...Notched six points (1-5-6) and 36 penalty minutes...Averaged 14:25 TOI...Finished fourth on the club with 93 blocked shots...Notched his first point of the season on 10/14 at Boston...Played a season-high 21:03 on 12/17 vs. Anaheim...Scored his second career NHL goal on 2/6 at Florida...Matched a team season-high with six blocked shots on 3/11 at Columbus...Posted a season-best +3 rating on 3/27 vs. Montreal and 4/13 at St. Louis...Appeared in all five first-round playoff games against Boston and averaged 13:59 TOI.

2012-13: Skated in 31 games for Detroit...Contributed five points (1-4-5)...Finished third on the team with 43 blocked shots and seventh with 44 hits...Made his NHL debut and scored the Red Wings' first goal of the season on 1/21 at Columbus...Picked up his first NHL assist on 2/17 at Minnesota...Averaged 17:47 TOI...Appeared in three postseason games...Recorded six hits and six blocked shots in the playoffs...Averaged 18:00 TOI...Also played in 37 games for the Calder Cup-champion Grand Rapids Griffins...Registered six points (2-4-6) and a +6 rating...Scored his second career overtime-winner with the Griffins on 12/22 vs. Chicago...Returned from Detroit to appear in 18 games of Grand Rapids' championship run...Recorded one assist and 10 penalty minutes in the AHL postseason.

2011-12: Appeared in all 76 games for the Grand Rapids Griffins...Set AHL career highs with eight goals, 11 assists and 19 points...Ranked second among the team's blue-liners in goals...Tied for the team lead with two unassisted goals and for fifth with three power-play tallies...Recorded an overtime-winning goal on 1/7 at Abbotsford...Served as a Black Ace for Detroit during the 2012 Stanley Cup Playoffs.

2010-11: Battled injuries and appeared in 37 games with the Grand Rapids Griffins as a rookie...Recorded three points (0-3-3) and 25 penalty minutes...Notched one assist in three games with the ECHL's Toledo Walleye...Served as a Black Ace for Detroit in the 2011 Stanley Cup Playoffs.

2009-10: Served as captain of the OHL's Kingston Frontenacs...Skated in 58 games and recorded 27 points (6-21-27) and 71 penalty minutes...Named to the OHL Eastern Conference All-Star Team...Won a gold medal with the United States after a 6-5 overtime victory against the host Canadians at the IIHF World Junior Championship...Registered two assists in seven games to help his country to its

**IT'S MORE
THAN HOCKEY™**

2014-15 DETROIT RED WINGS

23 BRIAN LASHOFF continued



second-ever gold medal...Tallied two assists and a +5 rating in six games with the Grand Rapids Griffins on a late-season amateur tryout.

2008-09: Split the OHL season between the Barrie Colts and Kingston Frontenacs after signing a free-agent contract with Detroit in August...Recorded 32 points (7-25-32)

in 60 games between the two clubs...Served as Kingston's captain...Joined the Grand Rapids Griffins after his junior season and recorded five points (1-4-5)...Also skated in eight postseason games and tallied five points (1-4-5)...Tied for the team lead among defenseman and fourth overall on the Griffins in playoff scoring.

2007-08: Appeared in 50 games for the Barrie Colts...Led Barrie defensemen with five goals, 15 assists and 20 points...Scored all five of his goals on the power play.

2006-07: Skated in 47 games with the Barrie Colts in his OHL debut season...Recorded 12 points (2-10-12).

PERSONAL

Brian returns to his hometown of Albany, N.Y., during the offseason...His brother, Matt, played 74 NHL games with Boston, Tampa Bay and Toronto from 2006-11...Brian volunteered for the 2014 MI Wings Community Tour this September, visiting the Michigan National Guard Joint Forces Headquarters in Lansing, Mich., signing autographs and meeting National Guard members from the Lansing area, and packed meals for Kids' Food Basket in Grand Rapids, Mich., to help attack childhood hunger through the Sack Supper program...Hockey hero as a youth: Bobby Orr...Favorite movie: The Departed...Favorite TV show: Sons of Anarchy...Favorite music artists: Stevie Ray Vaughan, The Black Crowes and Tom Petty...Proudest accomplishment: signing with Detroit after going undrafted.

CAREER HIGHLIGHTS

FIRSTS

FIRST GP: 01/21/2013 DET 4 AT CBJ 3

FIRST GOAL: 01/21/2013 DET 4 AT CBJ 3

FIRST GOAL VERSUS:

BOBROVSKY, SERGEI...AT 1:10 OF PERIOD 2

FIRST ASST: 02/17/2013 DET 2 AT MIN 3

MOSTS:

GOALS: 1 (2X) 02/06/2014 DET 3 AT FLA 1

ASSISTS: 1 (9X) 04/13/2014 DET 3 AT STL 0

POINTS: 1 (11X) 04/13/2014 DET 3 AT STL 0 (OG-1A)

SOG: 3 (3X) 04/09/2014 DET 3 AT PIT 4

PIM: 5 (1X) 03/22/2013 DET 5 AT ANA 1

HAT TRICKS: 0

MULTI-PT GAMES: 0

SHOOTOUTS: 0 - 0

PENALTY SHOTS: 0 - 0

LONGEST PERSONAL STREAKS:

GOALS: 1 (2X) 02/06/2014 02/06/2014 (1G)

ASSISTS: 1 (9X) 04/13/2014 04/13/2014 (1A)

PTS: 1 (11X) 04/13/2014 04/13/2014 (OG-1A)

CAREER STATS

REGULAR SEASON

PLAYOFFS (BOLD)

| SEASON | CLUB | LEAGUE | GP | G | A | P | PM | GP | G | A | P | PM |
|-----------------------|---------|--------|------------|----------|----------|-----------|-----------|----------|----------|----------|----------|----------|
| 2012-13 | DETROIT | NHL | 31 | 1 | 4 | 5 | 15 | 3 | 0 | 0 | 0 | 0 |
| 2013-14 | DETROIT | NHL | 75 | 1 | 5 | 6 | 36 | 5 | 0 | 0 | 0 | 0 |
| DETROIT TOTALS | | | 106 | 2 | 9 | 11 | 51 | 8 | 0 | 0 | 0 | 0 |
| NHL TOTALS | | | 106 | 2 | 9 | 11 | 51 | 8 | 0 | 0 | 0 | 0 |



2014-15 DETROIT RED WINGS

20 DREW MILLER

6-2, 178 lbs., Left Wing, Shoots Left
Born: Dover, NJ – February 17, 1984
Last Amateur Club: Michigan State (NCAA)

BECAME A RED WING: Claimed off waivers from Tampa Bay on 11/11/09.

CAREER STATS VS. NHL

| TEAM | GP | G | A | PTS | PIM |
|------|----|---|---|-----|-----|
| ANA | 17 | 1 | 3 | 4 | 2 |
| ARI | 23 | 3 | 1 | 4 | 2 |
| BOS | 7 | 1 | 0 | 1 | 0 |
| BUF | 10 | 0 | 3 | 3 | 2 |
| CAL | 17 | 1 | 1 | 2 | 0 |
| CAR | 7 | 2 | 1 | 3 | 0 |
| CHI | 24 | 3 | 4 | 7 | 6 |
| COL | 16 | 1 | 2 | 3 | 7 |
| CBJ | 26 | 3 | 3 | 6 | 7 |
| DAL | 22 | 2 | 4 | 6 | 12 |
| DET | 2 | 0 | 0 | 0 | 0 |
| EDM | 21 | 5 | 4 | 9 | 8 |
| FLA | 9 | 0 | 0 | 0 | 4 |
| L.A. | 18 | 4 | 2 | 6 | 4 |
| MIN | 18 | 4 | 1 | 5 | 2 |
| MON | 8 | 0 | 1 | 1 | 0 |
| NSH | 24 | 7 | 5 | 12 | 6 |
| NJ | 9 | 1 | 1 | 2 | 2 |
| NYI | 7 | 0 | 0 | 0 | 0 |
| NYR | 7 | 2 | 0 | 2 | 7 |
| OTT | 9 | 2 | 3 | 5 | 0 |
| PHI | 8 | 0 | 1 | 1 | 0 |
| PIT | 10 | 0 | 0 | 0 | 6 |
| STL | 22 | 3 | 5 | 8 | 4 |
| SJ | 20 | 1 | 2 | 3 | 4 |
| TB | 9 | 1 | 1 | 2 | 0 |
| TOR | 7 | 0 | 0 | 0 | 2 |
| VAN | 18 | 2 | 1 | 3 | 4 |
| WSH | 5 | 1 | 0 | 1 | 0 |
| WGP | 6 | 1 | 0 | 1 | 0 |

TOTAL 406 51 49 100 91

CAREER

Entering his eighth year in the National Hockey League and sixth with Detroit... Signed a three-year contract extension on June 29, 2013...Originally a sixth-round draft pick (186th overall) of the Anaheim Ducks...Appeared in three postseason games for Anaheim during the Ducks' 2007 Stanley Cup championship run...Traded from Anaheim to Tampa Bay with a 2010 third-round pick for Evgeny Artyukhin on August 14, 2009...Played for the Michigan State Spartans (CCHA) from 2003-06... Named the MVP of the Michigan State hockey team for the 2005-06 season.

BY SEASON

2013-14: One of two Red Wings to skate in all 82 games, topping his previous career high of 80...Notched 15 points (7-8-15) and 21 penalty minutes and finished eighth on the team with 117 shots on goal...Also ranked among Detroit leaders with 122 hits (2nd), 63 blocked shots (6th) and 26 takeaways (6th)...Posted a season-high three-game point streak (2-2-4), one game shy of a career best, from 12/1-12/6...Matched an NHL career best with two goals, including the game-winner, on 12/1 at Ottawa...Skated in his 400th NHL game on 4/2 at Boston and reached 100 points on 4/8 at Buffalo...Tallied one assist in five postseason games for Detroit.

2012-13: Appeared in 44 games for Detroit...Registered eight points (4-4-8)...Led Red Wings forwards with 41 blocked shots...Committed just one minor penalty... Averaged 13:49 TOI...Matched a career high with two assists on 2/7 at St. Louis... Two of his four goals were game-winners, 2/23 vs. Nashville and 3/24 at Anaheim... Missed four regular season and eight postseason games with a broken hand... Appeared in six of seven games in the Western Conference Semifinals against Chicago...Contributed two points (1-1-2) in six playoff appearances.

2011-12: Tied a career-high by skating in 80 games for Detroit...Missed two games as a healthy scratch...Finished the season with 25 points (14-11-25)...Set new career-highs in goals (14), assists (11) and points (25)...Finished the season a career-best +6...Scored a career-high four game-winning goals and fired a career-high 131 shots on goal...Averaged 12:52 TOI during regular season...Led all Detroit forwards with 66 blocked shots...Registered 79 hits...Recorded three multi-point games...Appeared in all five postseason games for Detroit...Recorded one point (0-1-1) in the playoffs and finished with an 'even' rating...Averaged 11:31 TOI in Detroit's first round series vs. Nashville.

2010-11: Appeared in 67 games for Detroit...Finished season with 18 points (10-8-18), a -2 rating and 13 PIM...Tied a career-high with 10 goals...Registered one shorthanded goal on 1/20/11 at Columbus...Scored two game-winning goals on 2/7/11 vs. NY Rangers and 3/17/11 at Columbus...Played in his 200th career game 4/10 at Chicago...Averaged 11:44 of ice time per game in regular-season...Led Detroit forwards with 58 blocked shots...Appeared in nine of Detroit's 11 postseason

**IT'S MORE
THAN HOCKEY™**

2014-15 DETROIT RED WINGS

20 DREW MILLER continued



games...Registered two playoff points (1-1-2), was +3 and had 4 PIM...Averaged 10:17 of ice time in the postseason.

2009-10: Played in career high 80 NHL games (66 games for Detroit and 14 games for Tampa Bay)...Finished season with career-highs in goals (10), assists (9) and points (19)...All 19 points were scored for the Red Wings...Notched one power-play goal, one shorthanded goal and three game-winning goals in Detroit...Played in the 100th game of his NHL career on 1/19/10 at Washington...Fired a career high 93 shots on goal...Appeared in all 12 postseason games for the Red Wings...Registered two postseason points (1-1-2) and was +2...Claimed off waivers from Tampa Bay on 11/11/09...Appeared in 14 games for Tampa Bay (0-0-0, -3).

2008-09: Appeared in 27 games for Anaheim...Registered 10 points (4-6-10) and 17 PIM...Finished with an 'even' rating...Played in 13 playoff contests for Anaheim...Notched three preseason points (2-1-3)...Finished +1 in 13 playoff games...Appeared in 53 games for Iowa (AHL)...Tallied a career-high 23 times and finished the season with 38 points (23-15-38) in 53 games...Had a -7 rating...Notched eight power-play goals, four shorthanded goals and five game-winning goals with Iowa.

CAREER HIGHLIGHTS

FIRSTS

FIRST GP: 10/06/2007 ANA 4 AT PIT 5
FIRST GOAL: 10/17/2007 ANA 3 VS NSH 1
FIRST GOAL VERSUS:
MASON, CHRIS: AT 12:23 OF PERIOD 3
FIRST ASST: 10/23/2007 ANA 2 AT STL 4

SOG: 6 (4X) 01/01/2014 DET 2 VS TOR 3
PIM: 7 (2X) 10/17/2013 DET 4 AT COL 2
HAT TRICKS: 0
MULTI-PT GAMES: 11 12/01/2013 DET 4 AT OTT 2 (2G-0A)
SHOOTOUTS: 1 - 2 (.500)
PENALTY SHOTS: 0 - 0

MOSTS:.....MOST RECENTLY

GOALS: 2 (3X) 12/01/2013 DET 4 AT OTT 2
ASSISTS: 2 (3X) 02/07/2013 DET 5 AT STL 1
POINTS: 3 (1X) 01/15/2011 DET 6 VS CBJ 5 (1G-2A)

LONGEST PERSONAL STREAKS:

GOALS: 3 (2X) 01/31/2012 02/4/2012 (3G)
ASSISTS: 2 (5X) 04/05/2014 04/08/2014 (2A)
PTS: 4 (1X) 12/12/2009 12/19/2009 (2G-3A)

CAREER STATS

REGULAR SEASON

PLAYOFFS (BOLD)

| SEASON | CLUB | LEAGUE | GP | G | A | P | PM | GP | G | A | P | PM |
|-----------------------|---------|--------|------------|-----------|-----------|------------|-----------|-----------|----------|----------|-----------|-----------|
| 2006-07 | ANAHEIM | NHL | 0 | 0 | 0 | 0 | 0 | 3 | 0 | 0 | 0 | 2 |
| 2007-08 | ANAHEIM | NHL | 26 | 2 | 3 | 5 | 6 | 0 | 0 | 0 | 0 | 0 |
| 2008-09 | ANAHEIM | NHL | 27 | 4 | 6 | 10 | 17 | 13 | 2 | 1 | 3 | 2 |
| 2009-10 | TB/DET | NHL | 80 | 10 | 9 | 19 | 12 | 12 | 1 | 1 | 2 | 4 |
| 2010-11 | DETROIT | NHL | 67 | 10 | 8 | 18 | 13 | 9 | 1 | 1 | 2 | 4 |
| 2011-12 | DETROIT | NHL | 80 | 14 | 11 | 25 | 20 | 5 | 0 | 1 | 1 | 2 |
| 2012-13 | DETROIT | NHL | 44 | 4 | 4 | 8 | 2 | 6 | 1 | 1 | 2 | 2 |
| 2013-14 | DETROIT | NHL | 82 | 7 | 8 | 15 | 21 | 5 | 0 | 1 | 1 | 0 |
| DETROIT TOTALS | | | 339 | 45 | 40 | 85 | 66 | 37 | 3 | 5 | 8 | 12 |
| NHL TOTALS | | | 406 | 51 | 49 | 100 | 91 | 53 | 5 | 6 | 11 | 16 |

2014-15 DETROIT RED WINGS

20 DREW MILLER continued



2007-08: Appeared in 26 games for the Anaheim Ducks... Finished the season with five points (2-3-5), a -1 rating and six PIM with the Ducks... Scored his first career NHL goal on 10/17/07 vs. Nashville... Appeared in 31 games for Portland (AHL)... Registered 36 points (16-20-36) and a +10 rating in 31 games... Had three power-play tallies for Portland... Appeared in 16 postseason games for Portland... Registered eight postseason points (1-7-8) and was -2.

2006-07: Appeared in 79 games for Portland of the American Hockey League in his first professional season... Registered 36 points (16-20-36) and 51 PIM... Scored four power-play goals, two shorthanded goals and three game-winning goals for Portland... Made his NHL postseason debut appearing in three playoff games for Anaheim (0-0-0, +1, 2 PIM).

PERSONAL

Drew and his wife, Colleen, live in Plymouth, MI... His brother, Ryan, plays goaltender for the Vancouver Canucks, while his cousins Kip, Kevin and Kelly all played in the NHL as well. Kevin played for Detroit from 1990-91 to 1991-92 and again in 2003-04... Drew will donate \$75 for every blocked shot he makes during the 2014-15 season to support The Salvation Army Bed & Bread Truck program. One blocked shot will help feed seven people for one day on their truck... Worked alongside the Motor City Blight Busters during the 2014 MI Wings Community Tour this September in an effort to stabilize and revitalize Detroit neighborhoods.



2014-15 DETROIT RED WINGS

14 GUSTAV NYQUIST

5-11, 185 lbs., Left Wing, Shoots Left

Born: Halmstad, Sweden – September 1, 1989

Last Amateur Club: University of Maine (Hockey East – NCAA)

BECAME A RED WING: Fourth round (121st overall) in the 2008 NHL Entry Draft

CAREER STATS VS. NHL

| TEAM | GP | G | A | PTS | PIM |
|------|----|---|---|-----|-----|
| ANA | 4 | 0 | 0 | 0 | 2 |
| ARI | 3 | 0 | 1 | 1 | 0 |
| BOS | 2 | 2 | 1 | 3 | 2 |
| BUF | 3 | 0 | 0 | 0 | 0 |
| CAL | 2 | 1 | 1 | 2 | 0 |
| CAR | 3 | 2 | 1 | 3 | 0 |
| CHI | 5 | 2 | 1 | 3 | 0 |
| COL | 3 | 1 | 1 | 2 | 0 |
| CBJ | 4 | 3 | 0 | 3 | 0 |
| DAL | 4 | 0 | 1 | 1 | 0 |
| EDM | 2 | 0 | 0 | 0 | 0 |
| FLA | 6 | 3 | 0 | 3 | 0 |
| L.A. | 5 | 0 | 2 | 2 | 0 |
| MIN | 4 | 4 | 0 | 4 | 0 |
| MON | 4 | 2 | 3 | 5 | 0 |
| NSH | 5 | 0 | 1 | 1 | 8 |
| NJ | 4 | 1 | 5 | 6 | 0 |
| NYI | 2 | 1 | 0 | 1 | 0 |
| NYR | 3 | 0 | 1 | 1 | 0 |
| OTT | 3 | 0 | 2 | 2 | 2 |
| PHI | 2 | 0 | 1 | 1 | 0 |
| PIT | 3 | 1 | 2 | 3 | 0 |
| STL | 5 | 1 | 0 | 1 | 2 |
| SJ | 3 | 0 | 0 | 0 | 0 |
| TB | 4 | 1 | 1 | 2 | 0 |
| TOR | 4 | 3 | 1 | 4 | 0 |
| VAN | 2 | 0 | 1 | 1 | 0 |
| WSH | 3 | 4 | 2 | 6 | 2 |

TOTAL 97 32 29 61 18

CAREER

Entering his fourth professional season...Signed two-year contract extension with Detroit on August 20, 2013...Made his NHL debut on November 1, 2011 vs. Minnesota...Registered his first career NHL point (assist) on January 3, 2012 vs. Dallas...Scored his first NHL goal on March 26, 2012 vs. Columbus...Named to the Hockey East First All-Star Team twice (2010, 2011) and to the Hockey East All-Rookie Team (2009)...Chosen as a Hobey Baker Award finalist two consecutive years (2010, 2011)...Led the NCAA in scoring as a sophomore registering 61 points (19-42-61) in 39 games...Won 2013 Calder Cup championship with the Grand Rapids Griffins.

BY SEASON

2013-14: Led Detroit in goals (28) and tied for third on the team with 48 points (28-20-48) despite starting the season in Grand Rapids...Also ranked among team leaders with a +16 rating (2nd), six game-winning goals (1st) 153 shots (2nd), an 18.3 shooting percentage (1st), nine power-play points (6th) and 34 takeaways (3rd)...Scored just 17 seconds into his season debut on 11/21 vs. Carolina and added the game-winning goal in the third period...Scored in four-straight games during five-game point streak (4-3-7) from 1/20-1/26 and was named NHL's 2nd Star of the Week on 1/27...Tallied first career hat trick during season-best four-point night (3-1-4) on 2/2 at Washington...Matched season best with four points (1-3-4) on 3/7 vs. New Jersey...Posted a six-game goal streak from 3/16-3/25, Detroit's longest all season and the NHL's third-longest of the year...Tallied team-best 10-game point streak from 3/16-4/2, totaling 14 points (12-2-14)...Was named NHL's First Star of the Week on 3/25 and Second Star of the Month on 4/1...Led the NHL in goals from 1/20 to the end of the regular season and amassed 36 points (23-13-36) in that stretch...Posted 11 multi-point games...Named to Swedish roster for 2014 Winter Olympics in Sochi, Russia, due to injury to Johan Franzen...Skated in six games and won a silver medal with Sweden...Also represented his country at the 2014 IIHF World Championship in Minsk, Belarus, earning a bronze medal with six points (4-2-6) in 10 games...Led Grand Rapids with 21 points (7-14-21) in 15 games before mid-November call-up to Detroit.

2012-13: Split his second professional season between Detroit and the Grand Rapids Griffins...Suiited up in 22 games with the Red Wings...Picked up six points (3-3-6)...Averaged 13:02 TOI...Appeared in all 14 playoff games...Notched five points (2-3-5)...Tied for third on the team in the postseason with a +3 rating...Registered the overtime-winning goal during Game 2 of the Western Conference Quarterfinals at Anaheim...Became the first rookie in franchise history to register two points in one playoff year after also assisting on Damien Brunner's winner in Game 4 of the WCQ vs. Anaheim...Led the Griffins in scoring with 60 points (23-37-60) in

**IT'S MORE
THAN HOCKEY™**

2014-15 DETROIT RED WINGS

14 GUSTAV NYQUIST continued



58 games...Led the AHL in scoring before being recalled on 3/19 and finished tied for 12th...Posted three straight three-point games from 2/23-3/1...Represented Grand Rapids at the AHL All-Star Classic...Named to the AHL First All-Star Team...Recorded seven points (2-5-7) in 10 AHL playoff games...Won the Calder Cup with the Griffins.

2011-12: Played in 18 games for Detroit registering seven points (1-6-7)...Made his NHL debut on 11/1/11 vs. Minnesota...Registered his first career NHL point (assist) on 1/3/12 vs. Dallas...Scored first career NHL goal on 3/26/12 vs. Columbus...Appeared in four postseason games for Detroit in Western Conference Quarterfinals vs. Nashville...Averaged 8:51 TOI during the playoffs...Selected for the 2012 AHL All-Star Classic, becoming the first Griffins rookie forward to play in an all-star game since 2002...Set Griffins all-time rookie scoring record (56GP, 22-36-58)...Tied for Griffins' scoring lead (58 points) despite appearing in just 56 games...Tied for Griffins team lead with seven PPG...His 22 goals ranked second on Grand Rapids.

2010-11: Topped Maine in scoring for a third consecutive season with 51 points (18-33-51) in 36 games...Tied for fifth in the NCAA with 33 assists...Earned his second straight Hobey Baker Award nomination...Named an NCAA Second-Team All-American and a Hockey East First-Team All-Star...Recorded his first collegiate hat trick vs. New Hampshire 2/4/11...Tallied points in each of his first 10 games, putting up 15 points (4-11-15) in that span...Registered at least two points in each of his team's last eight games, collecting 15 points (5-10-15)...Joined the Griffins on a tryout following his college season and recorded an assist in his debut, 3/25/11 against Texas...Scored his first professional goal the next night (3/26/11) vs. Texas...Appeared in eight contests with Grand Rapids and contributed four points (1-3-4).

CAREER HIGHLIGHTS

FIRSTS

FIRST GP:.....11/01/2011 DET 1 VS MIN 2
FIRST ASST:.....01/03/2012 DET 5 AT DAL 4
FIRST GOAL:.....03/26/2012 DET 7 VS CBJ 2
FIRST GOAL VERSUS:
MASON, STEVE.....AT 5:35 OF PERIOD 1

MOSTS:.....MOST RECENTLY

GOALS: 3 (1X).....02/02/2014 DET 5 AT WAS 6
ASSISTS: 3 (1X).....03/07/2014 DET 7 VS NJ 4
POINTS: 4 (2X).....03/07/2014 DET 7 VS NJ 4 (1G-3A)

SOG: 8 (1X).....03/07/2014 DET 7 VS NJ 4
PIM: 6 (1X).....04/25/2013 DET 5 VS NSH 2
HAT TRICKS: 1.....02/02/2014 DET 5 AT WAS 6 (3G)
MULTI-PT GAMES: 11 03/25/2014 DET 2 AT CBJ 4 (2G-0A)
SHOOTOUTS: 0 - 5 (000)
PENALTY SHOTS: 0 - 0

LONGEST PERSONAL STREAKS:

GOALS: 6 (1X).....03/16/2014 03/25/2014 (9G)
ASSISTS: 3 (1X).....03/19/2012 03/24/2012 (3A)
PTS: 10 (1X).....03/16/2014 04/02/2014 (12G-2A)

CAREER STATS

REGULAR SEASON

PLAYOFFS (BOLD)

| SEASON | CLUB | LEAGUE | GP | G | A | P | PM | GP | G | A | P | PM |
|-----------------------|---------|--------|-----------|-----------|-----------|-----------|-----------|-----------|----------|----------|----------|----------|
| 2011-12 | DETROIT | NHL | 18 | 1 | 6 | 7 | 2 | 4 | 0 | 0 | 0 | 0 |
| 2012-13 | DETROIT | NHL | 22 | 3 | 3 | 6 | 6 | 14 | 2 | 3 | 5 | 2 |
| 2013-14 | DETROIT | NHL | 57 | 28 | 20 | 48 | 10 | 5 | 0 | 0 | 0 | 0 |
| DETROIT TOTALS | | | 97 | 32 | 29 | 61 | 18 | 23 | 2 | 3 | 5 | 2 |
| NHL TOTALS | | | 97 | 32 | 29 | 61 | 18 | 23 | 2 | 3 | 5 | 2 |

2014-15 DETROIT RED WINGS

14 GUSTAV NYQUIST continued



2009-10: Led the NCAA in scoring as a sophomore at Maine with 61 points (19-42-61) in 39 games...Nominated for the Hobey Baker Award, finishing second to Wisconsin's Blake Geoffrion...Named an NCAA First-Team All-American and a Hockey East First-Team All-Star, and finished second in voting for Hockey East Player of the Year...Set a career high for points when he notched five (1-4-5) in a 2/19/10 contest against Massachusetts-Lowell, part of a five-game span that saw him amass 14 points (3-11-14)...Registered points in 32 of 39 games.

2008-09: Played in 38 games and led Maine in scoring with 32 points (13-19-32)...Earned a spot on the Hockey East All-Rookie Team...Named Hockey East Rookie of the Month for December...Finished second in Hockey East rookie scoring and 13th in overall conference scoring

PERSONAL

Gustav returns to Malmo, Sweden, during the offseason... He studied business and finance during college...He is active in the Salvation Army's annual fundraising efforts, serving as a bell ringer during the last holiday season... Volunteered for the 2014 MI Wings Community Tour in September, visiting pediatric patients and adult oncology patients at Covenant HealthCare in Saginaw, Mich., and participating in a school rally at Franklin Elementary School in Cadillac, Mich...He enjoys watching soccer and tennis and played golf, tennis and soccer growing up... He wants to stay involved with hockey after his playing career as a scout or a coach...His hockey hero as a youth: Peter Forsberg...Favorite food: steak...Favorite TV show: Entourage...Proudest accomplishment: will be finishing his degree from the University of Maine.



2014-15 DETROIT RED WINGS

27 KYLE QUINCEY

6-2, 207 lbs., Defense, Shoots Left
Born: Kitchener, Ontario – August 12, 1985
Last Amateur Club: Mississauga IceDogs (OHL)

BECAME A RED WING: Fourth round (132nd overall) in 2003 Entry Draft...
 Re-acquired in a trade with Tampa Bay on 2/21/12.

CAREER STATS VS. NHL

| TEAM | GP | G | A | PTS | PIM |
|--------------|------------|-----------|-----------|------------|------------|
| ANA | 14 | 2 | 4 | 6 | 23 |
| ARI | 14 | 0 | 8 | 8 | 21 |
| BOS | 7 | 0 | 1 | 1 | 4 |
| BUF | 6 | 0 | 1 | 1 | 6 |
| CAL | 21 | 1 | 6 | 7 | 15 |
| CAR | 9 | 0 | 1 | 1 | 8 |
| CHI | 23 | 3 | 8 | 11 | 20 |
| COL | 10 | 0 | 3 | 3 | 2 |
| CBJ | 23 | 1 | 2 | 3 | 12 |
| DAL | 20 | 1 | 4 | 5 | 12 |
| DET | 12 | 0 | 3 | 3 | 14 |
| EDM | 21 | 0 | 7 | 7 | 18 |
| FLA | 10 | 0 | 2 | 2 | 21 |
| L.A. | 15 | 1 | 5 | 6 | 10 |
| MIN | 19 | 3 | 2 | 5 | 18 |
| MON | 7 | 1 | 1 | 2 | 12 |
| NSH | 15 | 2 | 2 | 4 | 8 |
| NJ | 9 | 1 | 2 | 3 | 10 |
| NYI | 7 | 1 | 2 | 3 | 6 |
| NYR | 7 | 0 | 1 | 1 | 10 |
| OTT | 7 | 1 | 0 | 1 | 8 |
| PHI | 8 | 0 | 3 | 3 | 2 |
| PIT | 6 | 0 | 2 | 2 | 2 |
| STL | 18 | 1 | 5 | 6 | 9 |
| SJ | 16 | 1 | 2 | 3 | 25 |
| TB | 9 | 1 | 0 | 1 | 14 |
| TOR | 7 | 0 | 2 | 2 | 8 |
| VAN | 20 | 1 | 4 | 5 | 24 |
| WSH | 8 | 1 | 3 | 4 | 2 |
| WGP | 7 | 0 | 2 | 2 | 2 |
| TOTAL | 375 | 23 | 88 | 111 | 356 |

CAREER

Entering his 10th professional season and his seventh as part of the Red Wings organization... Re-signed to a two-year contract on July 3, 2014... Has logged 375 NHL games with Detroit (149), Colorado (154) and Los Angeles (72)... Made his NHL debut with the Red Wings on November 25, 2005 against Anaheim... Represented Canada at the 2012 IIHF World Championship.

BY SEASON

2013-14: One of two Red Wings (Drew Miller) to skate in all 82 regular-season games... Led Detroit in penalty minutes (88) and ranked among team leaders with 109 blocked shots (3rd), 31 takeaways (4th), and 20:48 TOI (4th)... Recorded 13 points (4-9-13)... Had points in three-of-four games from 12/28-1/4... Talled his first goal of the season on 12/12 at Tampa Bay... Played a season-high 25:41 on 12/23 vs. NY Islanders... Posted a +9 rating after 1/1 after starting the season -14... Notched the game-winning goal on 3/7 vs. New Jersey... Appeared in all five postseason games for Detroit, averaging 21:24 TOI.

2012-13: Made 36 appearances for Detroit... Missed two games with an ankle injury, 2/23-2/24, and 11 games with a fractured cheekbone, 3/16-4/14... Contributed three points (1-2-3) and a +7 rating... Averaged 19:13 TOI, ranking third among Red Wings defensemen... Ranked second on the team with 46 blocked shots and 12th with 29 hits... Finished fourth on the club in plus-minus... Skated in all 14 postseason games... Recorded two assists in the postseason (0-2-2)... Averaged 19:02 TOI, ranking seventh on the team... Finished second on the team with 12 PIM in the playoffs... Also appeared in 12 games for the CHL's Denver Cutthroats and registered 11 points (2-9-11).

2011-12: Skated in 54 games for Colorado and 18 games for Detroit after being re-acquired on 2/21/12... Notched an NHL career-high in goals (7; COL-5, DET-2)... Established his third-highest NHL points total (26; COL-23, DET-3) and third-highest NHL assists total (19; COL-18, DET-1)... Averaged 21:51 TOI in 72 regular season games for Colorado and Detroit... Finished season with 101 hits and 94 blocked shots... Appeared in all five postseason contests for Detroit vs. Nashville... Registered two assists in the playoffs (0-2-2)... Averaged 16:28 TOI in the postseason.

2010-11: Placed on Injured Reserve and missed last 55 games of the season after a shoulder injury on 12/11/12 vs. Washington... Missed five contests due to head injury, 11/9-11/17... Skated in 21 games and logged one assist.

2009-10: Led Colorado in ice time at 23:36 per game... Finished second among Colorado defensemen in scoring with 29 points (6-23-29) in 79 games... Ranked second on Colorado in hits (115) and third in blocked shots (143)... Earned +9 for the year, the third-best on the team... Logged career-high ice time (30:18) on 1/11/10 vs. Calgary... Skated in his 100th NHL game on 11/1/09 vs. Vancouver.

**IT'S MORE
THAN HOCKEY™**

2014-15 DETROIT RED WINGS

27 KYLE QUINCEY continued



2008-09: Claimed off waivers by Los Angeles from Detroit on 10/13/08...Recorded his first NHL assist in Kings season debut vs. Carolina on 10/17/08...Led all Kings defensemen in both scoring and assists with 38 points (4-34-38) in 72 games...Also led the team with 27 power-play points...Notched seven multi-point games...Finished second on Los Angeles in ice time (20:58).

2007-08: Skated in six games with Detroit while spending most of the year in Grand Rapids...Recorded 20 points (5-15-20) and a team-high 149 penalty minutes in 66 games with the Griffins...Missed the entire preseason due to a broken hand in training camp...Was added to the Wings playoff roster as a Black Ace but did not skate in any postseason games.

2006-07: Appeared in six regular season contests and 13 postseason games with Detroit...Scored his first NHL goal on 4/7/07 vs. Chicago...Tallied 22 points (4-18-22) and 126 PIM in 65 games with the Grand Rapids Griffins.

2005-06: Made his NHL debut with Detroit in Anaheim on 11/25...Ranked fifth among AHL rookie defensemen with 33 points (7-26-33) in 70 games for Grand Rapids...Notched one assist in 16 playoff games for Grand Rapids.

2004-05: Named to the OHL Second All-Star Team...Recorded 46 points (15-31-46) and 111 penalty minutes in

CAREER HIGHLIGHTS

FIRSTS

FIRST GP: 11/25/2005 DET 1 AT ANA 3
FIRST GOAL: 04/07/2007 DET 7 VS CHI 2
FIRST GOAL VERSUS: LALIME, PATRICK.....AT 18:26 OF PERIOD 2
FIRST ASST: 10/17/2008 LA 4 VS CAR 3

SOG: 7 (1X).....03/24/2012 DET 5 VS CAR 4
PIM: 17 (1X).....04/01/2012 DET 2 VS FLA 1
HAT TRICKS: 0
MULTI-PT GAMES: 1401/21/2012 COL 3 AT LA 1 (OG-2A)
SHOOTOUTS: 0 - 0
PENALTY SHOTS: 0 - 0

MOSTS:.....MOST RECENTLY

GOALS: 1 (23X).....03/07/2014 DET 7 VS NJ 4
ASSISTS: 2 (10X).....01/21/2012 COL 3 AT LA 1
POINTS: 2 (14X).....01/21/2012 COL 3 AT LA 1 (OG-2A)

LONGEST PERSONAL STREAKS:

GOALS: 1 (23X).....03/07/2014 03/07/2014 (1G)
ASSISTS: 4 (1X).....03/03/2009 03/09/2009 (4A)
PTS: 5 (1X).....10/01/2009 10/12/2009 (1G-5A)

CAREER STATS

REGULAR SEASON

PLAYOFFS (BOLD)

| SEASON | CLUB | LEAGUE | GP | G | A | P | PM | GP | G | A | P | PM |
|-----------------------|-------------|--------|------------|-----------|-----------|------------|------------|-----------|----------|----------|----------|-----------|
| 2005-06 | DETROIT | NHL | 1 | 0 | 0 | 0 | 0 | 0 | 0 | 0 | 0 | 0 |
| 2006-07 | DETROIT | NHL | 6 | 1 | 0 | 1 | 0 | 13 | 0 | 0 | 0 | 2 |
| 2007-08 | DETROIT | NHL | 6 | 0 | 0 | 0 | 4 | 0 | 0 | 0 | 0 | 0 |
| 2008-09 | LOS ANGELES | NHL | 72 | 4 | 34 | 38 | 63 | 0 | 0 | 0 | 0 | 0 |
| 2009-10 | COLORADO | NHL | 79 | 6 | 23 | 29 | 76 | 6 | 0 | 0 | 0 | 8 |
| 2010-11 | COLORADO | NHL | 21 | 0 | 1 | 1 | 18 | 0 | 0 | 0 | 0 | 0 |
| 2011-12 | COLORADO | NHL | 54 | 5 | 18 | 23 | 60 | 0 | 0 | 0 | 0 | 0 |
| 2011-12 | DETROIT | NHL | 18 | 2 | 1 | 3 | 29 | 18 | 0 | 2 | 2 | 8 |
| 2012-13 | DETROIT | NHL | 36 | 1 | 2 | 3 | 18 | 14 | 0 | 2 | 2 | 12 |
| 2013-14 | DETROIT | NHL | 82 | 4 | 9 | 13 | 88 | 5 | 0 | 0 | 0 | 2 |
| DETROIT TOTALS | | | 149 | 8 | 12 | 20 | 139 | 37 | 0 | 4 | 4 | 22 |
| NHL TOTALS | | | 375 | 23 | 88 | 111 | 356 | 43 | 0 | 4 | 4 | 30 |

2014-15 DETROIT RED WINGS

27 KYLE QUINCEY continued



55 games with Mississauga...Finished third in voting for the Max Kaminsky Trophy as the league's top defenseman... Ranked second in points on Mississauga and tenth among league blueliners...Selected as the Eastern Conference's "Best Defensive Defensemen"...Played in the 2005 OHL All-Star Game and was the co-winner of the Hardest Shot competition at the skills event (95 mph).

2003-04: Played three games with London before being traded to Mississauga...Recorded 39 points (14-25-39) and 139 penalty minutes in a combined 64 games...Played in the 2004 OHL All-Star Games...Recorded 16 points (3-13-16) in 24 playoff games for Mississauga, ranking fourth among OHL defensemen.

2002-03: Made Ontario Hockey League debut with London (66GP, 6-12-18, 77 PIM, +6)

PERSONAL

Kyle lives in Denver during the offseason...He is a co-founder of the House9 Hockey Foundation, which benefits youth hockey players...Kyle is also actively involved with Garth Brooks' Teammates for Kids Foundation... He is part owner of Boardworks Canada, which specializes in wakeboards, surfboards and paddleboards...Visited C.S. Mott Children's Hospital in Ann Arbor, Mich., as part of the Red Wings' 2014 MI Wings Community Tour in September... His hockey idol as a youth: Bill Berg.



2014-15 DETROIT RED WINGS

15 RILEY SHEAHAN

6-2 • 212 lbs. • Center • Shoots Left

Born: St. Catharines, Ontario – December 7, 1991

Last Amateur Team: Notre Dame (CCHA – NCAA)

BECAME A RED WING: First round (21st overall) of the 2010 NHL Entry Draft

CAREER STATS VS. NHL

| TEAM | GP | G | A | PTS | PIM |
|--------------|-----------|----------|-----------|-----------|-----------|
| ANA | 2 | 0 | 0 | 0 | 0 |
| BOS | 1 | 0 | 0 | 0 | 0 |
| BUF | 2 | 0 | 0 | 0 | 0 |
| CAL | 1 | 0 | 0 | 0 | 0 |
| CAR | 1 | 1 | 0 | 1 | 0 |
| CHI | 3 | 0 | 0 | 0 | 6 |
| COL | 1 | 0 | 1 | 1 | 0 |
| CBJ | 2 | 0 | 1 | 1 | 0 |
| EDM | 1 | 1 | 0 | 1 | 0 |
| FLA | 2 | 1 | 1 | 2 | 0 |
| L.A. | 2 | 1 | 1 | 2 | 0 |
| MIN | 2 | 0 | 2 | 2 | 0 |
| MON | 4 | 2 | 1 | 3 | 0 |
| NJ | 2 | 0 | 1 | 1 | 0 |
| NYI | 1 | 0 | 0 | 0 | 0 |
| NYR | 2 | 0 | 0 | 0 | 0 |
| OTT | 1 | 1 | 0 | 1 | 2 |
| PHI | 1 | 0 | 0 | 0 | 0 |
| PIT | 2 | 1 | 1 | 2 | 0 |
| STL | 3 | 1 | 1 | 2 | 0 |
| TB | 2 | 0 | 1 | 1 | 0 |
| TOR | 3 | 0 | 2 | 2 | 2 |
| VAN | 1 | 0 | 0 | 0 | 0 |
| WSH | 2 | 0 | 2 | 2 | 0 |
| TOTAL | 44 | 9 | 15 | 24 | 10 |

CAREER

Entering his third professional season and second with the Red Wings...Made his NHL debut on April 7, 2012 vs. Chicago...Notched his first career NHL assist on December 21, 2013 at Toronto and scored his first goal on January 11, 2014 at Los Angeles...Selected as a finalist for the CCHA Best Defensive Forward Award with the University of Notre Dame in 2012...Won 2013 Calder Cup championship with the Grand Rapids Griffins.

BY SEASON

2013-14: Split his second professional season between Detroit and AHL Grand Rapids...Made his season Debut for Detroit on 12/17 vs. Anaheim and finished ninth on the team in scoring with 24 points (9-15-24) in 42 games...Placed fifth on the team with a +8 rating and ranked second with a 15.3 shooting percentage...Tied for 24th among NHL rookies in scoring...Recorded just six penalty minutes, tying with Pavel Datsyuk for fewest on the team among players who skated in more than 26 games...Recorded his first NHL points with two assists on 12/21 at Toronto...Notched his first NHL goal on 1/11 at Los Angeles (Jonathan Quick)...Tallied five multi-point games and ended the regular season on a season-best three-game point streak (3-0-3)...Also skated in 31 games for Grand Rapids and tallied 18 points (8-10-18)...Appeared in five playoff games for Detroit and returned to the Griffins to record five points (1-4-5) in eight postseason outings.

2012-13: Skated in one late-season game for Detroit, logging 6:47 TOI and one shot on goal on 4/7 vs. St. Louis...Ranked among Griffins leaders as a rookie with 16 goals (6th), 20 assists (9th), 36 points (7th) six power-play goals (T5th), two shorthanded goals (T2nd) and four game-winning goals (3rd)...Racked up 10 points (7-3-10) over a nine-game stretch from 12/21-1/9...Won the Calder Cup with the Griffins...Tied for the AHL rookie lead in the postseason and for sixth overall with 16 points (13-16) in 24 games.

2011-12: Turned professional following his junior season at Notre Dame, making his professional debut with Grand Rapids on 3/22 at San Antonio...Debuted for the Red Wings in the team's final regular-season game on 4/7 vs. Chicago, recording four penalty minutes and three shots on goal...Skated in seven total games with the Griffins, showing two points (1-1-2)...Finished his collegiate career with 25 points (9-16-25) in 37 games...Finished as runner-up to now-teammate Luke Glendening for CCHA Best Defensive Forward award.

2010-11: Recorded 22 points (5-17-22) in 40 games with the Fighting Irish as a sophomore, ranking seventh in club scoring...Helped Notre Dame reach the NCAA Frozen Four, where it lost in the semifinal round to eventual-champion Minnesota-Duluth.

2009-10: Tallied 17 points (6-11-17) for the University of Notre Dame as one of the youngest players in the NCAA, having started his freshman year at age 17...

**IT'S MORE
THAN HOCKEY™**

2014-15 DETROIT RED WINGS

15 RILEY SHEAHAN continued



Tied for Fighting Irish scoring lead by a freshman...Scored his first collegiate goal in his first game on 10/9 vs. Alabama-Huntsville.

PERSONAL

Riley lives in St. Catharines, Ontario...Related to Rocky DiPietro, a Hall of Fame CFL player...Riley will donate \$100 for every point he records during the 2014-15 season to the Michigan Humane Society's emergency rescue program as part of his charity program "Riley's Rescues." He will also visit the Detroit MHS location once a month...Volunteered for the 2014 MI Wings Community Tour in September, visiting pediatric patients and adult oncology patients at Covenant HealthCare in Saginaw, Mich., and participating in a school rally at Franklin Elementary School in Cadillac, Mich...Greatest hockey memory is winning the 2013 Calder Cup...Hockey idols growing up were Steve Yzerman and Rick Nash...Favorite musical artist: City and Colour...Favorite TV show: Breaking Bad...Favorite food: pizza and chicken wings.

CAREER HIGHLIGHTS

FIRSTS

FIRST GP:.....04/07/2012 DET 2 VS CHI 3
FIRST ASST:.....12/21/2013 DET 5 AT TOR 4
FIRST GOAL:.....01/11/2014 DET 3 AT LA 1
FIRST GOAL VERSUS:.....AT 17:11 OF PERIOD 1
QUICK, JONATHAN.....AT 17:11 OF PERIOD 1

MOSTS:.....MOST RECENTLY

GOALS: 1 (9X).....04/13/2014 DET 3 AT STL 0
ASSISTS: 2 (2X).....03/22/2014 DET 3 AT MIN 2
POINTS: 2 (5X).....03/27/2014 DET 4 VS MTL 5 (1G-1A)

SOG: 6 (1X).....03/11/2014 DET 1 AT CBJ 4

PIM: 4 (1X).....04/07/2012 DET 2 VS CHI 3

HAT TRICKS: 0

MULTI-PT GAMES: 5.....03/27/2014 DET 4 VS MTL 5 (1G-1A)

SHOOTOUTS: 0 - 1 (000)

PENALTY SHOTS: 0 - 0

LONGEST PERSONAL STREAKS:

GOALS: 3 (1X).....04/09/2014 04/13/2014 (3G)

ASSISTS: 2 (4X).....03/25/2014 03/27/2014 (2A)

PTS: 3 (1X).....04/09/2014 04/13/2014 (3G-0A)

CAREER STATS

REGULAR SEASON

PLAYOFFS (BOLD)

| SEASON | CLUB | LEAGUE | GP | G | A | P | PM | GP | G | A | P | PM |
|-----------------------|---------|--------|-----------|----------|-----------|-----------|-----------|----------|----------|----------|----------|----------|
| 2013-14 | DETROIT | NHL | 42 | 9 | 15 | 24 | 6 | 5 | 0 | 0 | 0 | 0 |
| DETROIT TOTALS | | | 44 | 9 | 15 | 24 | 10 | 5 | 0 | 0 | 0 | 0 |
| NHL TOTALS | | | 44 | 9 | 15 | 24 | 10 | 5 | 0 | 0 | 0 | 0 |



2014-15 DETROIT RED WINGS

2 BRENDAN SMITH

6-2, 198 lbs., Defense, Shoots Left

Born: Toronto, Ontario – Feb. 8, 1989

Last Amateur Hockey Club: Univ. of Wisconsin (WCHA – NCAA)

BECAME A RED WING: First round (27th overall) in the 2007 NHL Entry Draft.

CAREER STATS VS. NHL

| TEAM | GP | G | A | PTS | PIM |
|------|----|---|---|-----|-----|
| ANA | 6 | 0 | 3 | 3 | 9 |
| ARI | 5 | 0 | 1 | 1 | 4 |
| BOS | 3 | 0 | 0 | 0 | 2 |
| BUF | 4 | 1 | 0 | 1 | 4 |
| CAL | 4 | 0 | 1 | 1 | 4 |
| CAR | 3 | 0 | 0 | 0 | 2 |
| CHI | 6 | 0 | 2 | 2 | 7 |
| COL | 3 | 0 | 0 | 0 | 0 |
| CBJ | 7 | 0 | 0 | 0 | 13 |
| DAL | 4 | 0 | 0 | 0 | 6 |
| EDM | 4 | 0 | 0 | 0 | 13 |
| FLA | 5 | 1 | 1 | 2 | 2 |
| L.A. | 7 | 0 | 5 | 5 | 8 |
| MIN | 5 | 2 | 3 | 5 | 2 |
| MON | 4 | 0 | 0 | 0 | 6 |
| NSH | 5 | 0 | 0 | 0 | 0 |
| NJ | 3 | 2 | 0 | 2 | 2 |
| NYI | 2 | 0 | 2 | 2 | 0 |
| NYR | 4 | 0 | 0 | 0 | 2 |
| OTT | 4 | 0 | 1 | 1 | 11 |
| PHI | 3 | 0 | 1 | 1 | 2 |
| PIT | 3 | 0 | 0 | 0 | 2 |
| STL | 4 | 0 | 0 | 0 | 0 |
| SJ | 7 | 0 | 2 | 2 | 2 |
| TB | 4 | 0 | 1 | 1 | 4 |
| TOR | 4 | 0 | 2 | 2 | 2 |
| VAN | 3 | 0 | 1 | 1 | 6 |
| WSH | 3 | 0 | 2 | 2 | 2 |

TOTAL 119 6 28 34 117

CAREER

Entering his fifth professional season...Re-signed to a two-year contract on July 16, 2013... Made his NHL debut on November 17, 2011 at San Jose and scored his first NHL goal on March 2, 2012 against Minnesota...Named to the 2011 AHL All-Rookie Team...Named 2010 WCHA Defensive Player of the Year...Selected for WCHA First All-Star Team, NCAA West First All-American Team, NCAA Championship All-Tournament Team in 2009-10.

BY SEASON

2013-14: Notched 19 points (5-14-19) in a career-high 71 games, ranking third among Red Wings blueliners in scoring...Missed six games with a shoulder injury...Led the team with two fighting majors and placed second with 68 penalty minutes...Registered 57 hits and placed fifth on the team with 69 blocked shots... Ranked seventh on the team with 18:23 TOI...Notched his second and third career multi-point games on 11/29 at NY Islanders (0-2-2) and 3/22 at Minnesota (1-1-2)...Posted a plus rating in six-straight games, 11/24-12/6...Averaged 19:36 TOI and tied for the team lead with a plus-one rating and eight penalty minutes in five postseason games.

2012-13: Skated in 34 games during his first full NHL campaign...Missed three games as a healthy scratch and 11 games with a shoulder injury...Recorded eight points (0-8-8) and 36 PIM...Ranked eighth on the team with 18:24 TOI...Finished second among Detroit defensemen with 10 takeaways and ranked sixth on the team with 35 blocked shots...Credited with 20 hits...Appeared in all 14 playoff games... Tied for seventh on the team with five points (2-3-5) in the postseason...Registered a two-point game (1-1-2) on 5/6 vs. Anaheim...Notched the game-winning goal on 5/18 at Chicago...Also appeared in 32 games with the Grand Rapids Griffins... Recorded 20 points (5-15-20) and 49 penalty minutes.

2011-12: Appeared in 14 games for Detroit...Finished season with seven points (1-6-7)...Made his NHL debut on 11/17 at San Jose (19:18 TOI)... Notched his first career point (assist) on 11/19 at Los Angeles...Scored his first career NHL goal on 3/2 vs. Minnesota...Registered his first career multi-point game (0-2-2) on 3/19 vs. Washington ... Received an eight-game suspension from the NHL (three preseason games and five regular season games) for an illegal hit vs. Chicago on 9/30... Recorded 10-24-34 and 90 PIM in 57 games played with the Grand Rapids Griffins... His 24 assists and 34 points were career-highs...Led all Griffins blue-liners with 34 points...Scored three power-play goals and two shorthanded goals for Grand Rapids.

2010-11: Led all Griffins defensemen in goals (12), power play goals (5) and game-winning goals... Earned 32 points in 63 games for the Griffins, finishing with the third highest point total in franchise history for a first-year defenseman... Produced three separate four-game point streaks... Became the first rookie defenseman in franchise history to be selected to the AHL All-Star Game, though he did not play due to injury.

**IT'S MORE
THAN HOCKEY™**

2014-15 DETROIT RED WINGS

2 BRENDAN SMITH continued

2009-10: Named to the WCHA First All-Star Team, the NCAA West First All-American Team, and the NCAA Championship All-Tournament Team...Chosen as a top-10 finalist for the Hobey Baker Award...Named the WCHA Defensive Player of the Year...Helped lead the Wisconsin Badgers to the NCAA title game in Detroit as a junior, losing to Boston College...Had a career year, leading all NCAA defensemen and tying for second overall in the WCHA with 52 points (15-37-52) in 42 games...Placed among the team's leaders in goals (3rd), assists (2nd), points (T2nd), penalty minutes (76, 1st), power play goals (11, 2nd) and game-winning goals (four, T1st)...Set collegiate highs for games played, goals, assists, points and PIM... Was a three-time winner of the WCHA Defensive Player of the Week honor.

2008-09: Ranked among the Badgers' leaders with nine goals (T6th), 14 assists (6th), 23 points (T7th), 75 PIM (2nd) and nine power play goals (2nd) in 31 contests... Led Wisconsin defensemen in goals and ranked second in points despite missing nine games with a broken wrist.

2007-08: Tied for second among Wisconsin freshmen with 12 points (2-10-12) in 22 games...Finished fourth among team defensemen in assists...Missed 18 contests due to injury.

2006-07: Helped St. Michael's reach the OPHL semi-finals, ranking among the team's leaders with six goals (5th), 14 assists (2nd) and 20 points (T2nd) in 16 postseason games...Also led team defensemen in each point category during the regular season, with 36 points (12-24-39)



through 39 games...Ranked among the team's overall leaders in goals (T8th), assists (T4th) and points (6th)...Placed fourth on the team with 90 PIM...Skated for the South East All-Star Team at the OPHL All-Star Game...Named to the Ontario Hockey Association Top Prospect Team.

CAREER HIGHLIGHTS

FIRSTS

FIRST GP: 11/17/2011 DET 2 AT SJ 5
FIRST ASST: 11/19/2011 DET 4 AT LA 1
FIRST GOAL: 03/02/2012 DET 6 VS MIN 0
FIRST GOAL VERSUS: HARDING, JOSH
FIRST GOAL: 03/02/2012 DET 3 AT MIN 2 (1G-1A)

SOG: 6 (1X) 11/23/2013 DET 2 VS OTT 4
PIM: 11 (1X) 11/02/2013 DET 5 AT EDM 0
HAT TRICKS: 0
MULTI-PT GAMES: 3 03/22/2014 DET 3 AT MIN 2 (1G-1A)
SHOOTOUTS: 0 - 0
PENALTY SHOTS: 0 - 0

MOSTS:.....MOST RECENTLY

GOALS: 1 (6X) 04/08/2014 DET 4 AT BUF 2
ASSISTS: 2 (2X) 11/29/2013 DET 5 AT NYI 0
POINTS: 2 (3X) 03/22/2014 DET 3 AT MIN 2 (1G-1A)

LONGEST PERSONAL STREAKS:

GOALS: 1 (6X) 04/08/2014 04/08/2014 (1G)
ASSISTS: 2 (7X) 03/22/2014 03/23/2014 (2A)
PTS: 2 (7X) 03/22/2014 03/23/2014 (1G-2A)

CAREER STATS

REGULAR SEASON

PLAYOFFS (BOLD)

| SEASON | CLUB | LEAGUE | GP | G | A | P | PM | GP | G | A | P | PM |
|-----------------------|---------|--------|------------|----------|-----------|-----------|------------|-----------|----------|----------|----------|-----------|
| 2011-12 | DETROIT | NHL | 14 | 1 | 6 | 7 | 13 | 0 | 0 | 0 | 0 | 0 |
| 2012-13 | DETROIT | NHL | 34 | 0 | 8 | 8 | 36 | 14 | 2 | 3 | 5 | 10 |
| 2013-14 | DETROIT | NHL | 71 | 5 | 14 | 19 | 68 | 5 | 0 | 0 | 0 | 8 |
| DETROIT TOTALS | | | 119 | 6 | 28 | 34 | 117 | 19 | 2 | 3 | 5 | 18 |
| NHL TOTALS | | | 119 | 6 | 28 | 34 | 117 | 19 | 2 | 3 | 5 | 18 |

2014-15 DETROIT RED WINGS

2 BRENDAN SMITH continued




2005-06: Helped lead St. Michael's to an OJHL championship, earning six points (1-5-6) and 44 PIM in 17 playoff outings...Earned 26 points (5-21-26) and 55 PIM in 39 regular season games...Placed second among team defensemen in both assists and points.

PERSONAL

Brendan lives in Mimico, Ontario...He has two brothers: Rory plays professional lacrosse for the Colorado Mammoth and Reilly, a right wing for the Boston Bruins...He studied sociology at the University of Wisconsin...Brendan is the team spokesman for Breast Cancer Awareness Night, donating tickets and a meet-and-greet for the annual

game. He also donated a suite and will cover food-and-beverage to host women who are two-time breast cancer survivors at the 2014 BCA Night Game... He is active in the Salvation Army's annual fundraising efforts, serving as a bell ringer during the last holiday season...Volunteered for the 2014 MI Wings Community Tour in September, visiting pediatric patients and adult oncology patients at Covenant HealthCare in Saginaw, Mich., and participating in a school rally at Franklin Elementary School in Cadillac, Mich...His hockey idol as a youth: Bobby Orr...Favorite foods: pasta and chicken wings...Favorite movies: Step Brothers and Reservoir Dogs...Favorite sports to watch besides hockey: football and lacrosse.



2014-15 DETROIT RED WINGS

21 TOMAS TATAR

5-10, 186 lbs., Left Wing, Shoots Left
Born: Ilava, Slovakia – December 1, 1990
Last Amateur Club: Trencin (Slovakia U-20)

BECAME A RED WING: Second round (60th overall) in the 2009 NHL Entry Draft

CAREER STATS VS. NHL

| TEAM | GP | G | A | PTS | PIM |
|------|----|---|---|-----|-----|
| ANA | 3 | 1 | 1 | 2 | 0 |
| BOS | 3 | 2 | 2 | 4 | 0 |
| BUF | 3 | 0 | 0 | 0 | 0 |
| CAL | 4 | 0 | 1 | 1 | 2 |
| CAR | 2 | 0 | 1 | 1 | 0 |
| CHI | 4 | 2 | 0 | 2 | 2 |
| COL | 2 | 0 | 0 | 0 | 0 |
| CBJ | 6 | 0 | 2 | 2 | 4 |
| DAL | 2 | 1 | 0 | 1 | 0 |
| EDM | 5 | 1 | 1 | 2 | 0 |
| FLA | 5 | 1 | 2 | 3 | 2 |
| L.A. | 4 | 1 | 1 | 2 | 0 |
| MIN | 3 | 1 | 1 | 2 | 4 |
| MON | 4 | 2 | 0 | 2 | 2 |
| NSH | 4 | 1 | 0 | 1 | 0 |
| NJ | 3 | 1 | 1 | 2 | 0 |
| NYI | 4 | 1 | 1 | 2 | 0 |
| NYR | 2 | 0 | 0 | 0 | 0 |
| OTT | 4 | 1 | 3 | 4 | 4 |
| PHI | 3 | 2 | 0 | 2 | 0 |
| PIT | 4 | 1 | 1 | 2 | 2 |
| STL | 5 | 1 | 2 | 3 | 2 |
| SJ | 3 | 1 | 0 | 1 | 0 |
| TB | 5 | 0 | 0 | 0 | 2 |
| TOR | 4 | 1 | 0 | 1 | 4 |
| VAN | 4 | 1 | 1 | 2 | 2 |
| WSH | 3 | 1 | 2 | 3 | 2 |
| WGP | 2 | 0 | 0 | 0 | 0 |

TOTAL 100 24 23 47 34

CAREER

Entering his sixth professional season in North America...Re-signed to a three-year contract By Detroit, July 28, 2014...Made his NHL debut and registered his first career NHL goal on his first shot, December 31, 2010 vs. NY Islanders...Made his Olympic debut for Slovakia at the 2014 Winter Games in Sochi, Russia...Represented Slovakia at the IIHF World Championships in 2010, 2012 and 2014...Skated for Slovakia at the World Junior Championships in 2009 and 2010...Won 2013 Calder Cup championship with the Grand Rapids Griffins.

BY SEASON

2013-14: Skated in 73 games for Detroit during his first full NHL season...Ranked among team leaders with 19 goals (2nd), 20 assists (T5th), 39 points (6th), a +12 rating (3rd), three game-winning goals (T4th), 158 shots (1st) and a 10.7 shooting percentage (5th)...Also placed among Detroit's leaders with 81 hits (7th) and 41 takeaways (2nd)...Notched his first goal of the season and the game-winning goal on 10/30 at Vancouver...Set a career best with a three-game point streak (2-1-3) from 10/30-11/2...Tallied his first NHL two-goal game on 12/4 vs. Philadelphia and matched that on 3/27 vs. Montreal...Posted a three-game goal streak from 1/4-1/11...Registered three-straight two-point games (3-3-6) from 3/23-3/27...Finished the season on a three-game point streak (0-3-3) from 4/9-4/13, his fifth three-game point streak of the season...Had 11 multi-point games...Recorded two shootout-clinching goals...Made Slovakia's Olympic Team and tied for second on the club in two points (1-1-2) in four games...Also represented his country at the IIHF World Championship in Minsk, Belarus, and placed second with eight points (4-4-8) in seven games.

2012-13: Appeared in 18 games for Detroit...Registered seven points (4-3-7), a +2 rating and four PIM...Averaged 11:22 TOI...Recorded his first NHL assist on 2/7 vs. Calgary...Notched his first multi-point game with two points (1-1-2) on 2/15 vs. Anaheim...Scored in back-to-back games for the first time from 2/13-2/15...Did not see action in the postseason...Skated in 61 games with the Grand Rapids Griffins...Ranked among team leaders with 23 goals (T-2nd), 26 assists (4th), 49 points (2nd) and seven power-play goals (T-3rd)...Suited up in all 24 of Grand Rapids' playoff games and helped the team to a Calder Cup championship...Awarded Jack A. Butterfield Trophy as postseason MVP...Set a franchise record for goals in a playoff year with 16...Led the Griffins with 21 points (16-5-21)...Recorded five goals during the Calder Cup Finals.

2011-12: Appeared in 76 games for Grand Rapids...Recalled to Detroit three times during the season but did not appear in any NHL games...Tied for the Griffins team lead with a career-high 58 points (24-34-58)...Tied a career-high and led Grand Rapids with 24 goals and set a new career-high and ranked fifth on the

**IT'S MORE
THAN HOCKEY™**

2014-15 DETROIT RED WINGS

21 TOMAS TATAR continued

team with 34 assists...Paced all Grand Rapids players with 224 shots on goal...Registered a +4 rating and tied a career-high with 45 PIM...Tallied three power-play goals... Played for Slovakia at the 2012 IIHF World Championships... Registered five points (2-3-5) in 10 games...Finished World Championships with a +1 rating, 18 shots on goal and averaged 13:59 TOI per game.

2010-11: Skated in nine games for Detroit...Made his NHL debut and registered his first career goal on his first shot, 12/31/10 vs. NY Islanders...Finished season with one point (1-0-1) in nine games for the Red Wings...Appeared in 70 games for Grand Rapids...Finished second on the team with 57 points (24-33-57)...Placed among the Griffins' team leaders with 24 goals (tied 2nd), 33 assists (2nd), a +14 rating (3rd), six power-play goals (tied 3rd) and five game-winning goals (1st)...Set a Grand Rapids franchise record recording seven points (2-5-7) in one game on 11/27/10 at Chicago, becoming the first AHL player to collect seven points in one game since 11/4/06...Also set a franchise record that same night with a +7 rating while tying marks for assists in a game (5), points in a period (4 in the second period) and assists in a period (3 in the second period).

2009-10: Played in 58 games for Grand Rapids...AHL's youngest player in 2009-10...Became the first Red Wings draft pick to begin the season in Grand Rapids the same year he was drafted...Registered 32 points (16-16-32)



to lead all Grand Rapids rookies in scoring...Tied for fifth on the squad with 16 goals and third with three game-winning goals...Registered his first AHL point (assist) in his AHL debut on 10/18/09 at San Antonio...Scored his first AHL goal on 10/29/09 vs. Houston...Season-high five-game point streak 11/20/09-11/28/09 (4-5-9 during streak)...Recorded his first career two-goal game 4/2/10 at Abbotsford...Played for Slovakia at the World Junior

CAREER HIGHLIGHTS

FIRSTS

FIRST GP:.....12/31/2010 DET 3 VS NYI 4

FIRST GOAL:.....12/31/2010 DET 3 VS NYI 4

FIRST GOAL VERSUS:

ROLOSON, DWAYNE.....AT 10:18 OF PERIOD 3

FIRST ASST:.....02/07/2013 DET 5 AT STL 1

MOSTS:.....MOST RECENTLY

GOALS: 2 (2X).....03/27/2014 DET 4 VS MTL 5

ASSISTS: 2 (1X).....03/25/2014 DET 2 AT CBJ 4

POINTS: 2 (12X).....04/02/2014 DET 3 VS BOS 2 (1G-1A)

SOG: 6 (1X).....12/04/2013 DET 3 VS PHI 6

PIM: 4 (1X).....03/22/2014 DET 3 AT MIN 2

HAT TRICKS: 0

MULTI-PT GAMES: 12...04/02/2014 DET 3 VS BOS 2 (1G-1A)

SHOOTOUTS: 3 - 9 (333)

PENALTY SHOTS: 0 - 0

LONGEST PERSONAL STREAKS:

GOALS: 3 (1X).....01/04/2014 01/11/2014 (3G)

ASSISTS: 3 (1X).....04/09/2014 04/13/2014 (3A)

PTS: 3 (5X).....04/09/2014 04/13/2014 (0G-3A)

CAREER STATS

REGULAR SEASON

PLAYOFFS (BOLD)

| SEASON | CLUB | LEAGUE | GP | G | A | P | PM | GP | G | A | P | PM |
|-----------------------|---------|--------|------------|-----------|-----------|-----------|-----------|----------|----------|----------|----------|----------|
| 2010-11 | DETROIT | NHL | 9 | 1 | 0 | 1 | 0 | 0 | 0 | 0 | 0 | 0 |
| 2012-13 | DETROIT | NHL | 18 | 4 | 3 | 7 | 4 | 0 | 0 | 0 | 0 | 0 |
| 2013-14 | DETROIT | NHL | 73 | 19 | 20 | 39 | 30 | 5 | 0 | 0 | 0 | 8 |
| DETROIT TOTALS | | | 100 | 24 | 23 | 47 | 34 | 5 | 0 | 0 | 0 | 8 |
| NHL TOTALS | | | 100 | 24 | 23 | 47 | 34 | 5 | 0 | 0 | 0 | 8 |

2014-15 DETROIT RED WINGS

21 TOMAS TATAR continued



Championship in Saskatoon, SK, registering five points (3-2-5) in six games...Made his debut with Slovakia's World Championship team and registered two goals (2-0-2) in six games.

2008-09: Appeared in 48 games for Zvolen (Slovakia's ExtraLiga)...Finished the season with 15 points (7-8-15)...Skated in 13 playoff games, finishing with eight points (5-3-8)...Led Slovakia to a fourth-place finish at the World Junior Championship, leading his team and tying for fourth overall in the tournament with 11 points (7-4-11) in seven games.

PERSONAL

Tomas returns to his hometown in Slovakia during

the offseason...Founded "Tatar's Totes" in 2014-15 and will donate \$100 per point this season to the Gleaners Community Food Bank's Backpack Program, which sends a bag with six meals home to hungry elementary students...Volunteered for the 2014 MI Wings Community Tour this September, visiting the Michigan National Guard Joint Forces Headquarters in Lansing, Mich., signing autographs and meeting National Guard members from the Lansing area, and packed meals for Kids' Food Basket in Grand Rapids, Mich., to help attack childhood hunger through the Sack Supper program...His hockey idols as a youth: Steve Yzerman and Pavel Bure...Favorite sports besides hockey: soccer and tennis...Favorite food: steak...Favorite TV Show: How I Met Your Mother...Favorite website: Facebook.



CAREER STATS VS. NHL

| TEAM | GP | G | A | PTS | PIM |
|--------------|------------|------------|------------|------------|------------|
| ANA | 7 | 0 | 6 | 6 | 6 |
| ARI | 8 | 2 | 1 | 3 | 2 |
| BOS | 34 | 5 | 9 | 14 | 10 |
| BUF | 37 | 8 | 15 | 23 | 14 |
| CAL | 9 | 0 | 1 | 1 | 0 |
| CAR | 53 | 13 | 21 | 34 | 37 |
| CHI | 10 | 1 | 2 | 3 | 0 |
| COL | 11 | 7 | 5 | 12 | 4 |
| CBJ | 9 | 1 | 2 | 3 | 4 |
| DAL | 11 | 3 | 6 | 9 | 2 |
| DET | 9 | 3 | 5 | 8 | 4 |
| EDM | 9 | 1 | 1 | 2 | 2 |
| FLA | 2 | 0 | 0 | 0 | 2 |
| L.A. | 8 | 0 | 0 | 0 | 8 |
| MIN | 8 | 0 | 5 | 5 | 2 |
| MON | 33 | 10 | 10 | 20 | 18 |
| NSH | 10 | 1 | 5 | 6 | 6 |
| NJ | 33 | 6 | 15 | 21 | 14 |
| NYI | 34 | 11 | 12 | 23 | 23 |
| NYR | 31 | 4 | 7 | 11 | 18 |
| OTT | 34 | 7 | 4 | 11 | 10 |
| PHI | 36 | 7 | 16 | 23 | 42 |
| PIT | 32 | 8 | 11 | 19 | 16 |
| STL | 8 | 2 | 1 | 3 | 2 |
| SJ | 8 | 2 | 3 | 5 | 0 |
| TB | 51 | 11 | 23 | 34 | 18 |
| TOR | 32 | 9 | 14 | 23 | 10 |
| VAN | 10 | 1 | 4 | 5 | 2 |
| WSH | 50 | 14 | 27 | 41 | 31 |
| WGP | 53 | 10 | 20 | 30 | 18 |
| TOTAL | 680 | 147 | 251 | 398 | 325 |

**IT'S MORE
THAN HOCKEY™**

2014-15 DETROIT RED WINGS

90 STEPHEN WEISS

5-11, 190 lbs., Center, Shoots Left

Born: Toronto, ON – April 3, 1983

Last Amateur Club: Plymouth Whalers (OHL)

BECAME A RED WING: Signed as a free agent, July 5, 2013

CAREER

Entering his 12th season in the NHL and second with Detroit...Signed a five-year contract with Detroit on July 5, 2013...Originally a first-round (4th overall) selection of the Florida Panthers in the 2001 NHL Entry Draft...Florida's all-time leader in games played (654) and assists (249) while ranking second in points (394) and fourth in goals (145)...Won a silver medal with Canada at the 2002 IIHF World Junior Championship...Member of the 2000 OHL All-Rookie Team...Played for the OHL's Plymouth Whalers from 1999-02...Has 87 career multi-point games.

BY SEASON

2013-14: Played only 26 games in his first season with Detroit due to injuries...Tallied four points (2-2-4) and 12 penalty minutes...Averaged 14:45 TOI...Scored his first goal with the Red Wings in overtime on 10/4 at Carolina...Notched his first assist with the club on 11/4 at Winnipeg...Won 51.5 percent of his faceoffs, ranking fourth on the team...Did not skate for the Red Wings after 12/10 at Florida.

2012-13: Limited to 17 games with Florida...Missed four games with a lower-body injury (1/24-1/31) and 27 games due to season-ending wrist surgery...Collected four points (1-3-4)...Credited with six hits, 10 blocked shots and 13 takeaways...Averaged 18:27 TOI...Scored his only goal of the season on 2/7 at Philadelphia.

2011-12: Appeared in 80 games for Florida, tying his career high in games played...Recorded his fourth 20-goal season with the Panthers and set a career high with 60 penalty minutes...Finished among Florida's leaders with 20 goals (3rd), 37 assists (2nd), 57 points (2nd), +5 (T-2nd), 60 PIM (3rd), six game-winning goals (1st) and a 13.4% shooting percentage (1st)...Also recorded 92 hits (8th), 61 blocked shots (8th) and 56 takeaways (T-3rd)...Ranked ninth in the league with 1,469 faceoffs and was a team-best 53.2% on the draw...Equalled a career high with four points (2-2-4) on 10/17 at Tampa Bay...Registered a career-high 20 penalty minutes on 11/13 vs. Philadelphia...Posted back-to-back three-point games (3-3-6 from 12/3-12/5)...Skated in his 600th NHL game on 1/18 at Colorado...Became Florida's all-time assist leader with his 232nd helper on 1/16 vs. Boston...Picked up seven points (3-4-7) during a season-best six-game point streak from 3/15-3/25...Averaged 20:30 TOI in the regular season...Skated in all seven of Florida's games during the ECQ against New Jersey...Tied for second on the team with five points (3-2-5)...Made his NHL postseason debut on 4/13 vs. New Jersey...Scored the fastest playoff goal in Panthers history (0:23) on 4/15 vs. New Jersey...Became the first player in franchise history to score two power-play goals in a playoff game, 4/15 vs. New Jersey...Averaged 21:06 TOI in the postseason.

2010-11: Skated in 76 games for Florida...Led the Panthers in scoring for the third straight season with 49 points (21-28-49)...Ranked 24th in the NHL in faceoff percentage at 53.9%...Finished first on Florida with two shorthanded goals and third with 172 shots...Led the team's forwards with 20:05 TOI, ranking fifth on the team overall...Tallied a season-high nine shots and three points (2-1-3) on

2014-15 DETROIT RED WINGS

90 STEPHEN WEISS continued

11/5 vs. Carolina...Notched the overtime-winner with his second goal of the night on 12/7 vs. Colorado...Recorded is 300th NHL point on 12/15 vs. Carolina...Tied a career high with three assists on 1/11 vs. Washington...Scored in three straight games, 3/15-3/19.

2009-10: Played in a career-high 80 games for Florida... Posted the second-highest point total of his career with a team-best 60 points, including a career-high 28 goals (28-32-60)...Led the team with 12 power-play goals (T-13th, NHL), a 15.6% shooting percentage and 63 takeaways... Recorded the second hat trick of his career on 12/2 vs. Colorado and also scored the shootout-deciding goal... Enjoyed a career-long four-game goal streak, scoring six goals from 11/30-12/5...Racked up 13 points (5-8-13) during a career-high seven-game point streak from 12/11-12/21...Set a career high with four points (1-3-4) on 12/21 at Philadelphia...Scored his 100th NHL goal on 3/21 vs. Tampa Bay.

2008-09: Skated in 78 games for Florida...Led Florida with a career-best 61 points (14-47-61)...Also set career highs in assists (47) and plus-minus (+19)...Matched a then-career high with three points on four occasions: 1/29 vs. Montreal, 2/3 at Toronto, 3/1 at Washington and 3/3 at Atlanta...Scored an overtime goal on 1/29 vs. Montreal...



Tied a career high with three assists on 3/3 at Atlanta... Tallied his first-ever shorthanded goal on 3/19 vs. Toronto... Averaged 17:48 TOI.

2007-08: Appeared in 74 games for Florida...Tallied 42 points (13-29-42) and a +14 rating...Led the team with 618 faceoff wins on 1,198 draws...Posted three early-season

CAREER HIGHLIGHTS

FIRSTS

FIRST GP: 04/03/2002 FLA 3 VS PIT 2
FIRST GOAL: 04/03/2002 FLA 3 VS PIT 2
FIRST GOAL VERSUS:
AUBIN, JEAN-SEBASTIEN AT 10:13 OF PERIOD 3
FIRST ASST: 04/08/2002 FLA 4 AT PHI 4

MOSTS:.....MOST RECENTLY

GOALS: 3 (2X).....12/02/2009 FLA 6 VS COL 5
ASSISTS: 3 (3X).....01/11/2011 FLA 4 VS WAS 3
POINTS: 4 (2X).....10/17/2011 FLA 7 AT TB 4 (2G-2A)

SOG: 9 (2X).....11/05/2010 FLA 7 VS CAR 4
PIM: 20 (1X).....11/13/2011 FLA 2 VS PHI 3
HAT TRICKS: 2.....12/02/2009 FLA 6 VS COL 5 (3G)
MULTI-PT GAMES: 87.....03/15/2012 FLA 6 VS BOS 2 (1G-1A)
SHOOTOUTS: 9 - 39 (.231)
PENALTY SHOTS: 0 - 2 (.000)

LONGEST PERSONAL STREAKS:

GOALS: 4 (1X).....11/30/2009 12/05/2009 (6G)
ASSISTS: 5 (1X).....12/31/2008 01/08/2009 (6A)
PTS: 7 (1X).....12/11/2009 12/21/2009 (5G-8A)

CAREER STATS

REGULAR SEASON

PLAYOFFS (BOLD)

| SEASON | CLUB | LEAGUE | GP | G | A | P | PM | GP | G | A | P | PM |
|----------------|---------|--------|-----|-----|-----|-----|-----|----|---|---|---|----|
| 2001-02 | FLORIDA | NHL | 7 | 1 | 1 | 2 | 0 | 0 | 0 | 0 | 0 | 0 |
| 2002-03 | FLORIDA | NHL | 77 | 3 | 15 | 21 | 17 | 0 | 0 | 0 | 0 | 0 |
| 2003-04 | FLORIDA | NHL | 50 | 12 | 17 | 29 | 10 | 0 | 0 | 0 | 0 | 0 |
| 2005-06 | FLORIDA | NHL | 41 | 9 | 12 | 21 | 22 | 0 | 0 | 0 | 0 | 0 |
| 2006-07 | FLORIDA | NHL | 74 | 20 | 28 | 48 | 28 | 0 | 0 | 0 | 0 | 0 |
| 2007-08 | FLORIDA | NHL | 74 | 13 | 29 | 42 | 40 | 0 | 0 | 0 | 0 | 0 |
| 2008-09 | FLORIDA | NHL | 78 | 14 | 47 | 61 | 22 | 0 | 0 | 0 | 0 | 0 |
| 2009-10 | FLORIDA | NHL | 80 | 28 | 32 | 60 | 40 | 0 | 0 | 0 | 0 | 0 |
| 2010-11 | FLORIDA | NHL | 76 | 21 | 28 | 49 | 49 | 0 | 0 | 0 | 0 | 0 |
| 2011-12 | FLORIDA | NHL | 80 | 20 | 37 | 57 | 60 | 7 | 3 | 2 | 5 | 6 |
| 2012-13 | FLORIDA | NHL | 17 | 1 | 3 | 4 | 25 | 0 | 0 | 0 | 0 | 0 |
| 2013-14 | DETROIT | NHL | 26 | 2 | 2 | 4 | 12 | 0 | 0 | 0 | 0 | 0 |
| FLORIDA TOTALS | | | 26 | 2 | 2 | 4 | 12 | 0 | 0 | 0 | 0 | 0 |
| NHL TOTALS | | | 680 | 147 | 251 | 398 | 325 | 7 | 3 | 2 | 5 | 6 |

2014-15 DETROIT RED WINGS

90 STEPHEN WEISS continued



four-game point streaks, picking up five points (1-4-5) from 10/11-10/18, four points (0-4-4) from 10/26-11/2 and five points (1-4-5) from 11/17-11/23.

2006-07: Appeared in 74 games for Florida...Reached the 20-goal plateau for the first time in the NHL and recorded 48 points (20-28-48)...Led Florida with 10 power-play goals...Tied a then-career high three-points on six occasions: 10/11 vs. Carolina, 1/11 at Carolina, 1/13 vs. Washington, 2/17 vs. Tampa Bay, 2/24 vs. Boston and 3/15 vs. Buffalo...Recorded his first NHL hat trick on 1/13 vs. Washington.

2005-06: Skated in 41 games for Florida...Missed 41 games with a wrist injury...Notched 21 points (9-12-21)...Ranked third on the team with five power-play goals...Averaged 15:15 TOI...Recorded four multi-point games...Scored a season-high two goals on 11/1 at Montreal.

2004-05: Split the season with the AHL's San Antonio Rampage and Chicago Wolves...Recorded 38 points (15-23-38) in 62 games with San Antonio...Led the Rampage in goals, assists and points...Loaned to Chicago on 3/8...Appeared in 18 games for the Wolves, recording 16 points (7-9-16)...Helped Chicago reach the Calder Cup Finals with nine points (2-7-9) in 18 playoff games.

2003-04: Appeared in 50 games for Florida...Missed 16 games with a knee injury, 2/3-3/6...Registered 29 points (12-17-19)...Ranked fifth on the Panthers on points and second in shooting percentage (14.6%)...Averaged 17:41

TOI...Recorded his first-ever two-goal game on 11/28 at Buffalo...Skated in his 100th NHL game on 12/10 vs. Boston...Set a then-career high with three points (1-2-3) on 1/21 vs. Colorado...Also appeared in 10 games for the AHL's San Antonio Rampage...Notched nine points (6-3-9) in 10 games before being recalled to the NHL.

2002-03: Played in 77 games for Florida during his first full NHL season...Missed five games with a broken toe, 2/18-2/26...Recorded 21 points (6-15-21)...Finished ninth on the team in scoring and tied for third with two game-winning goals...Averaged 14:17 TOI...Scored the overtime-winner on 1/25 vs. Carolina.

2001-02: Appeared in seven late-season games for Florida...Registered two points (1-1-2)...Scored his first NHL goal/point on his 19th birthday, 4/3 vs. Pittsburgh...Recorded his first NHL assist on 4/8 at Philadelphia...Also skated in 46 games for the OHL's Plymouth Whalers...Recorded 70 points (25-45-70)...Led the club in assists, points, plus-minus (+38), game-winning goals (tied, 5) and shorthanded goals (tied, 3)...Recorded nine points (2-7-9) in six playoff games...Represented Canada at the IIHF World Junior Championship...Tallied four points (3-1-4) for his country...Won a silver medal.

2000-01: Skated in 62 games for the Plymouth Whalers...Finished ninth in the OHL with 87 points (40-47-87)...Led the Whalers in goals, assists and points...Led the club in postseason scoring with 23 points (7-16-23) in 18 games...Helped Plymouth reach the OHL Finals for the second straight year...Named OHL Player of the Week (Oct. 29) and OHL Player of the Month (October)...Voted Western Conference's Smartest Player and Best Stickhandler in annual OHL Coaches' Poll.

1999-00: Appeared in 64 games for the Plymouth Whalers...Recorded 66 points (24-42-66)...Notched 26 points (8-18-26) in 23 playoff games...Helped Plymouth to the OHL Finals...Finalist for OHL Rookie of the Year...Named to OHL First All-Rookie Team.

PERSONAL

Stephen and his wife, Ashley, return to the Toronto area in the offseason...Stephen founded "Weiss Warriors" in 2014-15 and will host a pediatric cancer patient and his/her family in a suite for select games this season, donating suites to Gilda's Club, Wigs 4 Kids and Children's Leukemia Foundation of Michigan...Visited C.S. Mott Children's Hospital in Ann Arbor, Mich., as part of the Red Wings' 2014 MI Wings Community Tour in September...He is also active in the Salvation Army's annual fundraising efforts, serving as a bell ringer during the last holiday season.



2014-15 DETROIT RED WINGS

40 HENRIK ZETTERBERG

5-11, 197 lbs., Center, Shoots Left

Born: Njurunda, Sweden – October 9, 1980

Last Amateur Club: Timrå IK (Sweden)

BECAME A RED WING: Seventh round (210th overall) in the 1999 NHL Entry Draft.

CAREER STATS VS. NHL

| TEAM | GP | G | A | PTS | PIM |
|------|----|----|----|-----|-----|
| ANA | 36 | 17 | 20 | 37 | 22 |
| ARI | 39 | 17 | 30 | 47 | 16 |
| BOS | 12 | 6 | 8 | 14 | 2 |
| BUF | 12 | 1 | 7 | 8 | 6 |
| CAL | 38 | 15 | 12 | 27 | 10 |
| CAR | 11 | 9 | 6 | 15 | 4 |
| CHI | 52 | 19 | 31 | 50 | 24 |
| COL | 35 | 8 | 19 | 27 | 6 |
| CBJ | 56 | 17 | 31 | 48 | 45 |
| DAL | 37 | 11 | 33 | 44 | 20 |
| EDM | 39 | 9 | 26 | 35 | 16 |
| FLA | 10 | 2 | 6 | 8 | 4 |
| L.A. | 38 | 17 | 18 | 35 | 20 |
| MIN | 36 | 15 | 19 | 34 | 10 |
| MON | 9 | 2 | 6 | 8 | 2 |
| NSH | 58 | 17 | 32 | 49 | 20 |
| NJ | 10 | 1 | 5 | 6 | 6 |
| NYI | 10 | 1 | 4 | 5 | 2 |
| NYR | 9 | 2 | 4 | 6 | 2 |
| OTT | 12 | 2 | 12 | 14 | 2 |
| PHI | 10 | 9 | 7 | 16 | 0 |
| PIT | 11 | 7 | 5 | 12 | 4 |
| STL | 59 | 25 | 41 | 66 | 20 |
| SJ | 39 | 17 | 19 | 36 | 16 |
| TB | 11 | 3 | 5 | 8 | 4 |
| TOR | 9 | 6 | 4 | 10 | 2 |
| VAN | 39 | 13 | 16 | 29 | 10 |
| WSH | 11 | 5 | 4 | 9 | 8 |
| WGP | 11 | 6 | 11 | 17 | 6 |

TOTAL 759 279 441 720 309

CAREER

Entering his 12th NHL season, all with Detroit... Won his first Stanley Cup championship in 2008... Won the 2008 Conn Smythe Trophy as playoff MVP... Named a Second Team NHL All-Star in 2008... Finalist for the 2008 Selke Trophy (best defensive forward)... Member of the 2002-03 NHL All-Rookie Team... Runner-up for the 2003 Calder Trophy as the NHL's Rookie of the Year... Has 164 career multi-point games... Signed a 12-year contract with Detroit on January 28, 2009, the longest deal in club history... Won a Gold Medal with Sweden at the 2006 Olympic Winter Games... Viking Award winner (best Swede playing in North America) in 2007 and 2008... Swedish Elite League Rookie of the Year in 2000-01... Represented Sweden at the 2002, 2006 (gold), 2010 and 2014 (silver) Winter Olympic Games... Played for Sweden at the 2001 (bronze), 2002 (bronze), 2003 (silver), 2005, 2006 (gold) and 2012 IIHF World Championships... Named 36th captain in team history on January 15, 2013... Won the 2013 NHL Foundation Player Award (community service).

BY SEASON

2013-14: Limited to a career-low 45 games played due to a back injury... Still ranked among Red Wings leaders with 16 goals (15th), 20 assists (5th), 48 points (T4th), a +19 rating (1st), 151 shots (3rd) and 17 power-play points (T3rd)... Won 53% of his faceoffs, ranking second on the team... Led all Detroit forwards in ice time with an average of 20:33... Recorded five goals over a five-game stretch from 10/4-10/15... Racked up 10 shots on goal on 10/4 at Carolina, the individual game total for Detroit for the season... Picked up eight points (4-4-8) during a five-game point streak from 10/12-10/19... Logged a season-high six-game point streak from 11/1-11/12, tallying nine points (4-5-9)... Registered his 700th NHL point on 11/24 at Buffalo... Recorded a season-high three points on five occasions and logged three separate three-assist games (11/21 vs. Carolina, 1/22 vs. Chicago and 2/2 at Washington)... Had at least one shot on goal in all but two games (1/20 vs. St. Louis and 2/8 at Tampa Bay)... Made his final regular season appearance on 2/8 at Tampa Bay, as he suffered a back injury while captaining Sweden at the 2014 Winter Olympics... Returned for two playoff games against Boston, picking up two points (1-1-2) during the team's Game 5 loss.

2012-13: Appeared in 46 games for Detroit in his first season as captain... Missed two games with a groin injury... Ranked second on the team with 48 points (11-37-48)... Finished among team leaders with 37 assists (1st), four power-play goals (4th), two shorthanded goals (1st), five game-winning goals (2nd) and 29 takeaways (2nd)... Led the team with 173 shots, marking the seventh time he has had at least a share of the team lead in shots... Held without a shot in only two games... Tied for 13th in the NHL in scoring... Ranked sixth in the league in shots... Led Detroit forwards and ranked 15th among NHL forwards with 20:31 TOI... Skated in his 700th NHL game on 3/24 at Anaheim... Recorded his 400th NHL assist on 4/11 vs. San Jose... Tied a career high with five points, including his fifth career hat trick (3-2-5) on 2/1 vs. St. Louis... Owned a season-best six-game point

**IT'S MORE
THAN HOCKEY™**

2014-15 DETROIT RED WINGS

40 HENRIK ZETTERBERG continued

streak (5-7-12 from 1/21-2/1)...Registered 14 multi-point games...Posted four multi-point games over the final four games of the season (2-8-10 from 4/22-4/27)...Appeared in all 14 postseason games...Led the team and tied for 14th in the NHL with 12 playoff points (4-8-12)...Recorded three multi-point games in the final three games of the WCQ against Anaheim (3-4-7 from 5/8-5/12)...Notched an overtime-winning goal in Game 6 of the WCQ vs. Anaheim...Averaged 19:58 TOI in the postseason...Also appeared in 23 games with EV Zug (Switzerland)...Finished fourth on Zug with 32 points (16-16-32).

2011-12: Skated in all 82 games for Detroit, a new career-high and one of two Red Wings players to do so (Kronwall)...Led the team with 69 points (22-47-69)...His 47 assists ranked second on the team (Datsyuk-48)...Led Detroit with 267 shots on goal, the sixth consecutive season he has led or tied for the team lead in SOG...Led all Detroit forwards averaging 19:50 TOI per game...Registered 14 multi-point games...Appeared in his 600th career game 11/11 vs. Edmonton...Collected his 600th career point (assist) 2/17 vs. Nashville...Tied a career-high with four assists 3/26 vs. Columbus...Notched three power-play goals and four game-winning goals...Won 49.1% of his 1,115 face-offs taken (548W-567L)...Recorded three or



CAREER HIGHLIGHTS

FIRSTS

FIRST GP: 10/10/2002 DET 6 AT SJ 3
FIRST ASST: 10/10/2002 DET 6 AT SJ 3
FIRST GOAL: 10/13/2002 DET 4 AT ANA 2
FIRST GOAL VERSUS: GIGUERE, JEAN-SEBASTIENAT 13:42 OF PERIOD 3

MOSTS.....MOST RECENTLY

GOALS: 3 (5X).....02/01/2013 DET 5 VS STL 3
ASSISTS: 4 (3X).....03/26/2012 DET 7 VS CBJ 2
POINTS: 5 (2X).....02/01/2013 DET 5 VS STL 3 (3G-2A)

SOG: 10 (3X).....10/04/2013 DET 3 AT CAR 2
PIM: 15 (1X).....01/21/2012 DET 3 VS CBJ 2
HAT TRICKS: 5.....02/01/2013 DET 5 VS STL 3 (3G)
MULTI-PT GAMES: 178.....02/02/2014 DET 5 AT WAS 6 (0G-3A)
SHOOTOUTS: 13 - 53 (.245)
PENALTY SHOTS: 0 - 0

LONGEST PERSONAL STREAKS:

GOALS: 6 (1X).....10/10/2007 10/20/2007 (6G)
ASSISTS: 6 (3X).....01/21/2013 02/01/2013 (7A)
PTS: 24 (1X).....02/11/2007 11/11/2007 (22G-21A)

CAREER STATS

REGULAR SEASON

PLAYOFFS (BOLD)

| SEASON | CLUB | LEAGUE | GP | G | A | P | PM | GP | G | A | P | PM |
|----------------|---------|--------|-----|-----|-----|-----|-----|-----|----|----|-----|----|
| 2002-03 | DETROIT | NHL | 79 | 22 | 22 | 44 | 8 | 4 | 1 | 0 | 1 | 0 |
| 2003-04 | DETROIT | NHL | 61 | 15 | 28 | 43 | 14 | 12 | 2 | 2 | 4 | 4 |
| 2005-06 | DETROIT | NHL | 77 | 39 | 46 | 85 | 30 | 6 | 6 | 0 | 6 | 2 |
| 2006-07 | DETROIT | NHL | 63 | 33 | 35 | 68 | 36 | 18 | 6 | 8 | 14 | 12 |
| 2007-08 | DETROIT | NHL | 75 | 43 | 49 | 92 | 34 | 22 | 13 | 14 | 27 | 16 |
| 2008-09 | DETROIT | NHL | 77 | 31 | 42 | 73 | 36 | 23 | 11 | 13 | 24 | 13 |
| 2009-10 | DETROIT | NHL | 74 | 23 | 47 | 70 | 26 | 12 | 7 | 8 | 15 | 6 |
| 2010-11 | DETROIT | NHL | 80 | 24 | 56 | 80 | 40 | 7 | 3 | 5 | 8 | 2 |
| 2011-12 | DETROIT | NHL | 82 | 22 | 47 | 69 | 47 | 5 | 2 | 1 | 3 | 4 |
| 2012-13 | DETROIT | NHL | 46 | 11 | 37 | 48 | 18 | 14 | 4 | 8 | 12 | 8 |
| 2013-14 | DETROIT | NHL | 45 | 16 | 32 | 48 | 20 | 2 | 1 | 1 | 2 | 0 |
| DETROIT TOTALS | | | 759 | 279 | 441 | 720 | 309 | 125 | 56 | 60 | 116 | 67 |
| NHL TOTALS | | | 759 | 279 | 441 | 720 | 309 | 125 | 56 | 60 | 116 | 67 |

2014-15 DETROIT RED WINGS

40 HENRIK ZETTERBERG continued

more points in seven games...Registered a career-high 47 PIM...Appeared in all five postseason games for Detroit...Tied for team lead (Datsyuk) with three playoff points (2-1-3)...Tied for team lead (Hudler) with two postseason goals and led team with two power-play goals...Fired a team-high 23 shots on goal in Round One vs. Nashville...Led all Detroit forwards and ranked second on the team (Lidstrom) averaging 23:05 TOI in the playoffs...Notched his 50th career postseason goal and collected his 100th career playoff point in Game One vs. the Predators.

2010-11: Appeared in 80 games for Detroit...Missed final two games of regular-season with a knee injury...Led the Red Wings with 80 points (24-56-80), the third time in his career he reached the 80-point plateau...Set a new career-high with 56 assists...Tied for the team lead with 10 power-play goals...Fired a team-high 306 shots on goal, his fourth consecutive season of 300-or-more...Notched three game-winning goals (11/8 vs. Phoenix, 12/22 vs. Vancouver, 3/16 vs. Washington)...Tied a career-high with four assists 12/15 vs. St. Louis...Registered 40 PIM and was -1 on the season...Averaged 19:35 of ice time per game in the regular-season...Registered his 500th career point (assist) on 12/3 at Anaheim...Picked up his 300th career assist on 1/7 at Calgary...Won 52.4% of his team-high 984 face-offs taken...Appeared in 7 postseason games for Detroit...Missed entire first round vs. Phoenix with a knee injury...Registered 8 points (3-5-8) and was +6 in second round vs. San Jose...Led Detroit forwards averaging 21:59 of ice time per game in the postseason...Six-game point streak from Round Two Game Two through Round Two Game Seven vs. San Jose (3-5-8 during streak).

2009-10: Appeared in 74 games for the Wings...Missed eight games with a shoulder injury from 12/19 to 1/5...Tied for team lead with 70 points (Datsyuk)...Scored his 200th career goal on 3/3 vs. Vancouver...Played in the 500th game of his career on 3/30 vs. Edmonton...Notched a career-high five points (3-2-5) on Nov. 14 vs. Anaheim...Named the NHL's first star of the week for the week ending Nov. 15...Third on Detroit with 23 goals...Led Detroit with 47 assists...Scored three power-play goals and led the Red Wings with six game-winning goals...Fired a team high 309 shots on goal...Averaged 20:04 of ice time per game in the regular season, second among Detroit forwards...Played in all 12 postseason games...Finished second on team with 15 postseason points (Franzen-18)...Led Detroit with 7 postseason goals and a +11 rating...Scored two power-play goals and two game-winning goals during the postseason...Averaged 20:25 of ice time per game in the postseason...Finished second on

team with 45 postseason shots on goal (Franzen-48)...Registered six multi-point games in the playoffs...Four game point streak from Round One Game Two through Game Five (6-2-8 during streak)...Tallied a hat trick in Round One Game Two at Phoenix.

2008-09: Appeared in 77 games for Detroit...Missed five games due to injury (3 - back, 2 - groin)...Finished second on Detroit with 73 points (31-42-73)...Tied a career high with 36 PIM...Led team and finished fifth in NHL with 309 shots on goal...Led Detroit with 12 power-play goals...Led all Red Wings forwards with 19:52 of ice time per game in regular season...Led Detroit with two shorthanded goals...Recorded 30 power-play points (12-18-30)...Recorded 17 multi-point games...Recorded a career high four assists on 3/20 at Atlanta...Recorded his 200th career assist 1/1 at Chicago...Played in his 400th career game 1/28 at Columbus...Recorded his 400th career point 3/29 vs. Nashville...Named a 2009 Second Team All-Star...Signed a new 12-year contract with Detroit on January 28...Appeared in all 23 postseason games...Led Detroit for second straight postseason and finished third in NHL with 24 points (11-13-24)...Finished second on team with a +13 postseason rating (Cleary +17)...Tied for team lead with four postseason power-play goals (Franzen)...Led Detroit forwards averaging 22:09 of ice time in postseason...Recorded an eight game point streak from Round Two Game One vs. Anaheim through Round Three Game One vs. Chicago (4-8-12 during streak).

2007-08: Appeared in 75 games...Missed seven games with back spasms (12/22 - 12/31; 1/22 - 1/23)...Established career highs in goals (43), assists (49) and points (92)...Set a franchise record for longest point streak to start a season, registering at least one point in first 17 games (13g, 14a from 10/3 - 11/11)...Earned the NHL's No. 1 Star for October (10-12-22 in 13 games)...Finished second in NHL with 358 shots on goal (Ovechkin - 446)...Registered two hat tricks (12/7 vs. Minnesota and 3/19 vs. Columbus)...Recorded at least one point in 61 of 75 games played...Finalist for the Selke Trophy as NHL's best defensive forward (won by Datsyuk)...Appeared in all 22 postseason games...Set a new franchise record and tied for NHL postseason lead with 27 points (Crosby)...Set a new franchise record along with teammate Johan Franzen for most goals in one postseason (13)...Established a new career postseason high with 14 assists...Tied for NHL's postseason lead with a +16 rating (Kronwall)...Led NHL with 116 postseason shots on goal...Recorded a nine-game postseason point streak from Round 1 Game 6 vs. Nashville through Round 3 Game 4 vs. Dallas (8-8-16 during streak)...Finished second on team with 4

2014-15 DETROIT RED WINGS

40 HENRIK ZETTERBERG continued



postseason game-winning goals (Franzen – 5)...Scored the Stanley Cup clinching game-winning goal in Game 6 of the SCF at Pittsburgh...Won 2008 Conn Smythe Trophy as the playoff MVP...Won his first Stanley Cup championship.

2006-07: Played in 63 games and missed the final 19 games of the season with an inflamed disc in his back...Recorded his 100th NHL assist on 11/24 vs. St. Louis...Recorded an eight-game point streak from 12/20-1/4 (4-5-9)...Tallied his 200th NHL point with an assist on 1/4 vs. San Jose...Scored game-winning overtime goal on 1/30 at NY Islanders...Tied a career high for points (4) and assists (3) on 2/4 vs. St. Louis...Scored his 99th and 100th NHL goals on 2/7 vs. Phoenix...Named the NHL's First Star in consecutive weeks (2/11 and 2/18)...Registered 28 points (14-14-28) during a 13-game stretch from 1/28-2/24...Registered the first hat trick of his NHL career 2/17 at Phoenix and tied a Red Wings' record for power play goals in a single game (3)...13 goals in February were one shy of tying the franchise record for goals in the month of February (B. Shanahan)...Six multiple-goals games tied Holmstrom for the team lead...Posted the longest home-scoring streak in the NHL in 2006-07, tallying a point in 16 consecutive home games from 12/9-2/23 (15g-15a-30p)...10 game-winning goals tied T. Selanne and D. Healy for the most in the NHL...Enjoyed a break-out post-season, establishing then playoff career highs in games played (18), assists (8) and points (14) as well

as tying a then career high for goals (6)...Finished third on Detroit in playoff scoring and 11th in the NHL.

2005-06: Set then career highs in goals (39), assists (46) and points (85)...Ranked second on Detroit in scoring, behind Datsyuk...Led Detroit in power-play goals (19)...Ranked 20th in the NHL in scoring...Led Detroit forwards in time on ice per game (18:57)...Six multiple goal games were tied for the most on the team with Shanahan...Led Red Wings in game-winning goals (9)...Recorded a career high three assists 10/9/05 vs. Calgary...Tallied his 100th career point (goal) 10/24/05 at Columbus...Posted a career high five-game goal streak 3/9/06-3/18/06 (6g)...Tallied a career high 2-2-4 points 1/12/06 vs. Philadelphia...Won a gold medal with Sweden at the 2006 Olympic Games...Played all six of Detroit's 2006 playoff games and led the team in goals (6)...Missed four games due to injury (hip, rib).

2004-05: Led the Swedish Elite League in scoring in 2004-05 with 50 points in 50 games...Represented Sweden in the 2005 World Championships (2-4-6 in 9 games)

2003-04: Appeared in 61 games setting then career high in assists (28) and plus/minus (+15)...Also scored a then career-best 7 power-play goals...Recorded second career shorthanded goal 10/18/03 at Pittsburgh (M. A. Fleury)...Missed 21 games with a leg injury (11/4/03 - 12/15/03)...Had three points (1-2-3) first game back in lineup 12/17/03 vs. San Jose...Recorded two assists in his next game 12/19/03 vs. Chicago...Posted two game-winning goals

2014-15 DETROIT RED WINGS

40 HENRIK ZETTERBERG continued



(12/31/03 vs. Atlanta and 2/20/04 vs. St. Louis).... Recorded two goals three times this season and posted points in 30 of 61 games played.... Played all 12 of Detroit's 2004 playoff games scoring two goals and two assists finishing post-season "even".

2002-03: Runner up for NHL's Calder Trophy....Led all rookies in goals (22) and points (44)....Finished tied for third among rookies in assists (22)....Recorded first point in NHL debut 10/10/02 at San Jose with an assist on Sergei Fedorov's game-winning goal....First NHL goal came two games later 10/13/02 at Anaheim on the power play (J.S. Giguere)....Missed three games (10/25/02 through 10/29/02) due to a groin injury....Posted first career multi-point game with two assists 2/15/03 at Atlanta....Recorded first two-goal game 2/27/03 vs. Toronto (Belfour)....Second career two-goal game came just four games later 3/7/03 (Brathwaite)....Scored five power play goal placing him tied for second among NHL rookies....His 10 power play points placed him fourth overall among NHL rookies....First career overtime goal was 12/8/02 vs. St. Louis (Brathwaite).... Recorded a NHL rookie-best shooting percentage of 16.3 % with 135 shots on goal....Named NHL Rookie of the Month for February 2003....Named DSBA Red Wings Rookie of the Year for 2003....Played in all four of Detroit's 2003 first round playoff series with Anaheim scoring his first career playoff goal 4/16/03 (Giguere) in game four.

2001-02: Voted Swedish Elite League's Most Valuable Player scoring 10 goals and 22 assists in 48 games played....Represented Team Sweden in 2003 Olympics in Salt Lake City, Utah with teammates Nicklas Lidstrom

and Tomas Holmstrom....Zetterberg was the only non-NHL player on the entire Swedish roster....Appeared in four Olympic hockey games scoring one assist....His #20 worn while playing for the Swedish Elite league was retired in April 2002....That's only the second number retired in the history of the Timra IK hockey club....The first number retired belonged to Lennart Svedberg, who played for Timra during the 1960's.

2000-01: Named Swedish Elite League Rookie of the Year with 15 goals and 31 assists in 47 games played.

PERSONAL

Henrik and his wife, Emma, return to their native Sweden in the summer months where Henrik enjoys boating and wakeboarding...Henrik and Emma host 16 guests from Metro Detroit area organizations such as VIP Mentoring, Orchards Children's Services, Big Brothers Big Sisters and several local children's hospitals in their Zetterberg Foundation Suite at every Red Wings home game...Henrik is also the team spokesperson for the Detroit Red Wings Annual Smoke Detector Collection initiative and, with the help of local fire departments, he distributes all smoke detectors collected to families in need across Metro Detroit during National Fire Prevention Week...Henrik supports the Make-A-Wish Foundation, hosting children at practices each season and was instrumental in the Red Wings organization winning the 2011 Chris Greicius Celebrity Award from the Make-A-Wish Foundation of America... Henrik won the 2013 NHL Foundation Award for his efforts in the community.



THE 97.1 FM **TICKET**

DETROIT SPORTS TALK ALL DAY

RED WINGS **RADIO**

**YOUR HOME FOR
RED WINGS HOCKEY**

971THETICKET.COM

2014-15 DETROIT RED WINGS MOMENTS

RED WINGS ANNOUNCE THEY'LL SEND 13 TO SOCHI



The Red Wings and Vancouver Canucks come together for a pre-game ceremony in the last regular season game before the 2014 Winter Olympics in Sochi, Russia. The Red Wings tied an NHL-high with 10 skaters who participated in the games: Daniel Alfredsson, Jonathan Ericsson, Jonas Gustavsson, Niklas Kronwall, Gustav Nyquist and Henrik Zetterberg won silver with Sweden; Tomas Jurco and Tomas Tatar suited up for Slovakia; Pavel Datsyuk skated for Russia; and Jimmy Howard represented the United States. Head coach Mike Babcock and general manager Ken Holland led Canada to a gold medal for the second straight Olympics, and team masseur Ainars Treiguts was a member of the United States' training staff.

BABCOCK BECOMES WINNINGEST COACH IN FRANCHISE HISTORY



Now the longest-tenured coach in the NHL, Mike Babcock hit several coaching milestones in 2013-14, most notably passing both Scotty Bowman (410) and Jack Adams (413) in victories to become the winningest coach in Red Wings history. He also coached in his 800th NHL game on Nov. 1 at Calgary and his 700th game with Detroit on April 5 at Montreal.



ANDREAS ATHANASIOU • CENTER

BORN AUGUST 6, 1994 – WOODBRIDGE, ONTARIO

HEIGHT 6.02 – WEIGHT 200 – SHOOTS LEFT

Selected by Detroit in the fourth round (110th overall) of the 2012 NHL Entry Draft

| Season | Team | Lge | REGULAR SEASON | | | | | PLAYOFFS | | | | |
|------------|-----------------------|--------|----------------|----|----|-----|-----|----------|----|----|-----|-----|
| | | | GP | G | A | Pts | PIM | GP | G | A | Pts | PIM |
| 2009-10 | Toronto Titans | GTMMHL | 56 | 24 | 34 | 58 | 32 | -- | -- | -- | -- | -- |
| 2010-11 | London Knights | OHL | 57 | 11 | 11 | 22 | 21 | 6 | 0 | 0 | 0 | 0 |
| 2011-12 | London Knights | OHL | 63 | 22 | 15 | 37 | 22 | 11 | 1 | 4 | 5 | 0 |
| 2012-13 | Barrie Colts | OHL | 66 | 29 | 38 | 67 | 30 | 22 | 12 | 13 | 25 | 11 |
| 2013-14 | Barrie Colts | OHL | 66 | 49 | 46 | 95 | 52 | 11 | 3 | 9 | 12 | 2 |
| | Grand Rapids Griffins | AHL | 2 | 1 | 2 | 3 | 0 | 6 | 0 | 1 | 1 | 6 |
| PRO TOTALS | | | 2 | 1 | 2 | 3 | 0 | 6 | 0 | 1 | 1 | 6 |



LOUIS-MARC AUBRY • CENTER

BORN NOVEMBER 11, 1991 – ARTHABASKA, QUEBEC

HEIGHT 6.04 – WEIGHT 213 – SHOOTS LEFT

Selected by Detroit in the third round (81st overall) of the 2010 NHL Entry Draft

| Season | Team | Lge | REGULAR SEASON | | | | | PLAYOFFS | | | | |
|------------|--------------------------|-------|----------------|----|----|-----|-----|----------|----|----|-----|-----|
| | | | GP | G | A | Pts | PIM | GP | G | A | Pts | PIM |
| 2006-07 | Trois-Rivieres Estacades | QMAAA | 41 | 7 | 10 | 17 | 69 | 8 | 2 | 2 | 4 | 18 |
| 2007-08 | Trois-Rivieres Estacades | QMAAA | 20 | 9 | 20 | 29 | 30 | 7 | 1 | 1 | 2 | 20 |
| 2008-09 | Montreal Juniors | QMJHL | 65 | 10 | 12 | 22 | 53 | -- | -- | -- | -- | -- |
| 2009-10 | Montreal Juniors | QMJHL | 66 | 15 | 18 | 33 | 69 | 7 | 1 | 1 | 2 | 6 |
| 2010-11 | Montreal Juniors | QMJHL | 35 | 13 | 12 | 25 | 26 | 10 | 5 | 1 | 6 | 2 |
| 2011-12 | Grand Rapids Griffins | AHL | 62 | 5 | 11 | 16 | 39 | -- | -- | -- | -- | -- |
| 2012-13 | Grand Rapids Griffins | AHL | 64 | 4 | 8 | 12 | 60 | 14 | 0 | 1 | 1 | 0 |
| 2013-14 | Grand Rapids Griffins | AHL | 38 | 2 | 2 | 4 | 16 | -- | -- | -- | -- | -- |
| | Toledo Walleye | ECHL | 18 | 7 | 8 | 15 | 10 | -- | -- | -- | -- | -- |
| PRO TOTALS | | | 182 | 18 | 29 | 47 | 125 | 14 | 0 | 1 | 1 | 0 |



MATTIAS BACKMAN • DEFENSE

BORN OCTOBER 3, 1992 – LINKÖPING, SWEDEN

HEIGHT 6.02 – WEIGHT 170 – SHOOTS LEFT

Selected by Detroit in the fifth round (146th overall) of the 2011 NHL Entry Draft

| Season | Team | Lge | REGULAR SEASON | | | | | PLAYOFFS | | | | |
|------------|--------------|---------|----------------|---|----|-----|-----|----------|----|----|-----|-----|
| | | | GP | G | A | Pts | PIM | GP | G | A | Pts | PIM |
| 2007-08 | Linköping | Swe-U18 | 21 | 0 | 2 | 2 | 14 | -- | -- | -- | -- | -- |
| 2008-09 | Linköping | Swe-U18 | 30 | 5 | 8 | 15 | 16 | 1 | 0 | 1 | 1 | 0 |
| | Linköping | Swe-U20 | 2 | 0 | 0 | 0 | 2 | -- | -- | -- | -- | -- |
| 2009-10 | Linköping | Swe-U18 | 2 | 2 | 1 | 3 | 4 | 3 | 0 | 0 | 0 | 2 |
| | Linköping | Swe-U20 | 33 | 4 | 5 | 9 | 38 | 6 | 1 | 0 | 1 | 10 |
| | Linköping | SHL | 5 | 0 | 0 | 0 | 2 | -- | -- | -- | -- | -- |
| 2010-11 | Linköping | Swe-U20 | 27 | 2 | 18 | 20 | 34 | 3 | 0 | 2 | 2 | 4 |
| | Linköping | SHL | 6 | 0 | 0 | 0 | 4 | -- | -- | -- | -- | -- |
| | Mjölby HC | Swe-3 | 2 | 1 | 2 | 3 | 2 | -- | -- | -- | -- | -- |
| 2011-12 | Linköping | Swe-U20 | 6 | 1 | 1 | 2 | 0 | 6 | 2 | 6 | 8 | 4 |
| | Linköping | SHL | 42 | 1 | 7 | 8 | 14 | -- | -- | -- | -- | -- |
| 2012-13 | Linköping | SHL | 52 | 2 | 24 | 26 | 34 | 10 | 2 | 4 | 6 | 4 |
| 2013-14 | Linköping | SHL | 54 | 6 | 15 | 21 | 16 | 13 | 0 | 7 | 7 | 6 |
| | Grand Rapids | AHL | 2 | 0 | 0 | 0 | 0 | 10 | 1 | 5 | 6 | 2 |
| PRO TOTALS | | | 161 | 9 | 46 | 55 | 70 | 33 | 3 | 16 | 19 | 12 |




TYLER BARNES • RIGHT WING

BORN FEBRUARY 13, 1990 – EAGAN, MINNESOTA

HEIGHT 6.00 – WEIGHT 190 – SHOOTS RIGHT

Signed by Grand Rapids as a free agent on August 13, 2014

| | | | REGULAR SEASON | | | | | PLAYOFFS | | | | |
|------------|----------------------|---------|----------------|----|----|-----|-----|----------|----|----|-----|-----|
| Season | Team | Lge | GP | G | A | Pts | PIM | GP | G | A | Pts | PIM |
| 2007-08 | Burnsville Blaze | High-MN | 25 | 21 | 25 | 46 | 58 | -- | -- | -- | -- | -- |
| | Waterloo Black Hawks | USHL | 1 | 1 | 1 | 2 | 0 | -- | -- | -- | -- | -- |
| 2008-09 | Waterloo Black Hawks | USHL | 55 | 9 | 17 | 26 | 43 | 3 | 0 | 0 | 0 | 2 |
| 2009-10 | Waterloo Black Hawks | USHL | 60 | 35 | 33 | 68 | 27 | 3 | 0 | 0 | 0 | 0 |
| 2010-11 | Wisconsin Badgers | WCHA | 41 | 5 | 12 | 17 | 20 | -- | -- | -- | -- | -- |
| 2011-12 | Wisconsin Badgers | WCHA | 37 | 11 | 15 | 26 | 28 | -- | -- | -- | -- | -- |
| 2012-13 | Wisconsin Badgers | WCHA | 41 | 15 | 15 | 30 | 33 | -- | -- | -- | -- | -- |
| 2013-14 | Wisconsin Badgers | B10 | 33 | 13 | 14 | 27 | 26 | -- | -- | -- | -- | -- |
| | San Antonio Rampage | AHL | 7 | 2 | 0 | 2 | 0 | -- | -- | -- | -- | -- |
| PRO TOTALS | | | 7 | 2 | 0 | 2 | 0 | 0 | 0 | 0 | 0 | 0 |



SHANE BERSBACH • LEFT WING

BORN MAY 19, 1991 – CLAWSON, MICHIGAN

HEIGHT 5.10 – WEIGHT 165 – SHOOTS LEFT

Signed by Grand Rapids as a free agent on July 1, 2014

| | | | REGULAR SEASON | | | | | PLAYOFFS | | | | |
|------------|-----------------------|------|----------------|----|----|-----|-----|----------|----|----|-----|-----|
| Season | Team | Lge | GP | G | A | Pts | PIM | GP | G | A | Pts | PIM |
| 2008-09 | Indiana Ice | USHL | 56 | 20 | 24 | 44 | 16 | 10 | 4 | 6 | 10 | 14 |
| 2009-10 | Indiana Ice | USHL | 42 | 12 | 23 | 35 | 9 | 9 | 4 | 3 | 7 | 0 |
| 2010-11 | Western Mich. Broncos | CCHA | 36 | 9 | 20 | 29 | 16 | -- | -- | -- | -- | -- |
| 2011-12 | Western Mich. Broncos | CCHA | 37 | 10 | 22 | 32 | 35 | -- | -- | -- | -- | -- |
| 2012-13 | Western Mich. Broncos | CCHA | 33 | 4 | 14 | 18 | 8 | -- | -- | -- | -- | -- |
| 2013-14 | Western Mich. Broncos | NCHC | 40 | 16 | 22 | 38 | 20 | -- | -- | -- | -- | -- |
| | Kalamazoo Wngs | ECHL | 3 | 1 | 1 | 2 | 0 | -- | -- | -- | -- | -- |
| PRO TOTALS | | | 3 | 1 | 1 | 2 | 0 | 0 | 0 | 0 | 0 | 0 |



KYLE BONIS • LEFT WING

BORN FEBRUARY 2, 1989 – LINDSAY, ONTARIO

HEIGHT 5.11 – WEIGHT 185 – SHOOTS LEFT

Signed by Grand Rapids as a free agent on August 14, 2014

| | | | REGULAR SEASON | | | | | PLAYOFFS | | | | |
|------------|---------------------------|-------|----------------|----|----|-----|-----|----------|----|----|-----|-----|
| Season | Team | Lge | GP | G | A | Pts | PIM | GP | G | A | Pts | PIM |
| 2005-06 | Bancroft Hawks | OPJHL | 49 | 23 | 19 | 42 | 2 | 4 | 0 | 0 | 0 | 2 |
| 2006-07 | Bancroft Hawks | OPJHL | 17 | 22 | 12 | 34 | 18 | -- | -- | -- | -- | -- |
| 2007-08 | Port Hope Predators | OPJHL | 35 | 19 | 17 | 36 | 10 | 8 | 6 | 8 | 14 | 4 |
| | Indiana Ice | USHL | 11 | 1 | 2 | 3 | 0 | -- | -- | -- | -- | -- |
| | Traverse City North Stars | NAHL | 39 | 25 | 16 | 41 | 8 | -- | -- | -- | -- | -- |
| 2008-09 | Traverse City North Stars | NAHL | 57 | 30 | 27 | 57 | 42 | 5 | 3 | 2 | 5 | 0 |
| 2009-10 | Ferris State Bulldogs | CCHA | 23 | 2 | 4 | 6 | 16 | -- | -- | -- | -- | -- |
| 2010-11 | Ferris State Bulldogs | CCHA | 33 | 7 | 6 | 13 | 4 | -- | -- | -- | -- | -- |
| 2011-12 | Ferris State Bulldogs | CCHA | 43 | 19 | 12 | 31 | 18 | -- | -- | -- | -- | -- |
| 2012-13 | Ferris State Bulldogs | CCHA | 37 | 19 | 8 | 27 | 10 | -- | -- | -- | -- | -- |
| 2013-14 | Norfolk Admirals | AHL | 6 | 1 | 1 | 2 | 0 | -- | -- | -- | -- | -- |
| | Florida Everblades | ECHL | 65 | 25 | 20 | 45 | 15 | -- | -- | -- | -- | -- |
| | Charlotte Checkers | AHL | 3 | 0 | 0 | 0 | 0 | -- | -- | -- | -- | -- |
| PRO TOTALS | | | 74 | 26 | 21 | 47 | 15 | 0 | 0 | 0 | 0 | 0 |

2014-15 DETROIT RED WINGS



MITCH CALLAHAN • RIGHT WING

BORN AUGUST 17, 1991 – WHITTIER, CALIFORNIA

HEIGHT 6.00 – WEIGHT 195 – SHOOTS RIGHT

Selected by Detroit in the sixth round (180th overall) of the 2009 NHL Entry Draft

| Season | Team | Lge | GP | REGULAR SEASON | | | | | PLAYOFFS | | | | |
|------------|-----------------------|----------|-----|----------------|----|-----|-----|----|----------|----|-----|-----|--|
| | | | | G | A | Pts | PIM | GP | G | A | Pts | PIM | |
| 2007-08 | Los Angeles Jr. Kings | Minor-CA | 52 | 32 | 37 | 69 | 62 | -- | -- | -- | -- | -- | |
| 2008-09 | Kelowna Rockets | WHL | 70 | 14 | 13 | 27 | 188 | 22 | 1 | 3 | 4 | 43 | |
| 2009-10 | Kelowna Rockets | WHL | 72 | 20 | 27 | 47 | 165 | 12 | 2 | 4 | 6 | 10 | |
| 2010-11 | Kelowna Rockets | WHL | 62 | 23 | 31 | 54 | 87 | 10 | 5 | 4 | 9 | 17 | |
| 2011-12 | Grand Rapids Griffins | AHL | 48 | 6 | 3 | 9 | 103 | -- | -- | -- | -- | -- | |
| 2012-13 | Grand Rapids Griffins | AHL | 71 | 11 | 9 | 20 | 93 | 24 | 6 | 5 | 11 | 33 | |
| 2013-14 | Grand Rapids Griffins | AHL | 70 | 26 | 18 | 44 | 51 | 8 | 1 | 4 | 5 | 6 | |
| | Detroit Red Wings | NHL | 1 | 0 | 0 | 0 | 0 | -- | -- | -- | -- | -- | |
| NHL TOTALS | | | 1 | 0 | 0 | 0 | 0 | 0 | 0 | 0 | 0 | 0 | |
| PRO TOTALS | | | 190 | 43 | 30 | 73 | 247 | 32 | 7 | 9 | 16 | 39 | |



COLIN CAMPBELL • RIGHT WING

BORN APRIL 17, 1991 – PICKERING, ONTARIO

HEIGHT 6.01 – WEIGHT 203 – SHOOTS RIGHT

Signed by Detroit to an entry-level deal on March 17, 2014

| Season | Team | Lge | GP | REGULAR SEASON | | | | | PLAYOFFS | | | | |
|------------|--------------------------|--------|----|----------------|----|-----|-----|----|----------|----|-----|-----|--|
| | | | | G | A | Pts | PIM | GP | G | A | Pts | PIM | |
| 2006-07 | Toronto Red Wings | GTMMHL | 42 | 9 | 12 | 21 | 38 | -- | -- | -- | -- | -- | |
| 2007-08 | Pickering Panthers | OPJHL | 1 | 0 | 0 | 0 | 2 | -- | -- | -- | -- | -- | |
| 2008-09 | Vaughan Vipers | OJHL | 47 | 24 | 42 | 66 | 39 | 9 | 7 | 2 | 9 | 0 | |
| 2009-10 | Vaughan Vipers | OJHL | 46 | 32 | 44 | 76 | 55 | 5 | 3 | 2 | 5 | 6 | |
| 2010-11 | Lake Superior St. Lakers | CCHA | 37 | 4 | 3 | 7 | 12 | -- | -- | -- | -- | -- | |
| 2011-12 | Lake Superior St. Lakers | CCHA | 37 | 9 | 16 | 25 | 22 | -- | -- | -- | -- | -- | |
| 2012-13 | Lake Superior St. Lakers | CCHA | 9 | 0 | 3 | 3 | 4 | -- | -- | -- | -- | -- | |
| 2013-14 | Lake Superior St. Lakers | WCHA | 36 | 14 | 15 | 29 | 26 | -- | -- | -- | -- | -- | |
| | Grand Rapids Griffins | AHL | 13 | 1 | 0 | 1 | 5 | 3 | 0 | 0 | 0 | 2 | |
| PRO TOTALS | | | 13 | 1 | 0 | 1 | 5 | 3 | 0 | 0 | 0 | 2 | |



JARED COREAU • GOALTENDER

BORN NOVEMBER 5, 1991 – PERTH, ONTARIO

HEIGHT 6.05 – WEIGHT 235 – CATCHES LEFT

Signed by Detroit to an entry-level deal on April 3, 2013

| Season | Team | League | GP | W | REGULAR SEASON | | | | PLAYOFFS | | | | |
|------------|-------------------------|--------|----|----|----------------|-------|------|----|----------|----|----|------|----|
| | | | | | L | T/SOL | GAA | SO | GP | W | L | GAA | SO |
| 2008-09 | Peterborough Stars | OJHL | 12 | 8 | 1 | 1 | 2.16 | 0 | 2 | 0 | 0 | 0.00 | 0 |
| 2009-10 | Lincoln Stars | USHL | 38 | 7 | 22 | 4 | 3.62 | 1 | -- | -- | -- | -- | -- |
| 2010-11 | Northern Mich. Wildcats | CCHA | 15 | 5 | 5 | 2 | 3.71 | 0 | -- | -- | -- | -- | -- |
| 2011-12 | Northern Mich. Wildcats | CCHA | 23 | 12 | 7 | 2 | 2.22 | 1 | -- | -- | -- | -- | -- |
| 2012-13 | Northern Mich. Wildcats | CCHA | 38 | 15 | 19 | 4 | 2.70 | 1 | -- | -- | -- | -- | -- |
| 2013-14 | Grand Rapids Griffins | AHL | 5 | 0 | 4 | 0 | 4.39 | 0 | -- | -- | -- | -- | -- |
| | Toledo Walleye | ECHL | 20 | 1 | 12 | 6 | 4.03 | 0 | -- | -- | -- | -- | -- |
| PRO TOTALS | | | 25 | 1 | 16 | 6 | 4.09 | 0 | 0 | 0 | 0 | 0.00 | 0 |



BRENNAN EVANS • DEFENSE

BORN JANUARY 16, 1982 – NORTH BATTLEFORD, SK

HEIGHT 6.04 – WEIGHT 220 – SHOOTS LEFT

Re-signed to a one-year contract by Grand Rapids on July 14, 2014

| Season | Team | Lge | REGULAR SEASON | | | | | PLAYOFFS | | | | |
|------------|-----------------------|------|----------------|----|-----|-----|------|----------|----|----|-----|-----|
| | | | GP | G | A | Pts | PIM | GP | G | A | Pts | PIM |
| 1998-99 | Camrose Kodiaks | AJHL | 47 | 1 | 6 | 7 | 98 | 5 | 0 | 2 | 2 | 0 |
| | Seattle Thunderbirds | WHL | -- | -- | -- | -- | -- | 1 | 0 | 0 | 0 | 0 |
| 1999-00 | Seattle Thunderbirds | WHL | 52 | 1 | 2 | 3 | 40 | 1 | 0 | 0 | 0 | 0 |
| 2000-01 | Seattle Thunderbirds | WHL | 11 | 1 | 0 | 1 | 25 | -- | -- | -- | -- | -- |
| | Kootenay Ice | WHL | 55 | 2 | 7 | 9 | 105 | 11 | 0 | 0 | 0 | 25 |
| 2001-02 | Kootenay Ice | WHL | 72 | 2 | 3 | 5 | 121 | 22 | 0 | 6 | 6 | 38 |
| 2002-03 | Kootenay Ice | WHL | 67 | 6 | 17 | 23 | 182 | 11 | 1 | 1 | 2 | 24 |
| 2003-04 | Lowell Lock Monsters | AHL | 64 | 1 | 9 | 10 | 65 | -- | -- | -- | -- | -- |
| | Calgary Flames | NHL | -- | -- | -- | -- | -- | 2 | 0 | 0 | 0 | 0 |
| 2004-05 | Lowell Lock Monsters | AHL | 51 | 0 | 7 | 7 | 79 | 5 | 0 | 0 | 0 | 2 |
| 2005-06 | Binghamton Senators | AHL | 70 | 3 | 6 | 9 | 198 | -- | -- | -- | -- | -- |
| 2006-07 | Worcester Sharks | AHL | 75 | 2 | 14 | 16 | 170 | 5 | 0 | 1 | 1 | 21 |
| 2007-08 | Worcester Sharks | AHL | 80 | 1 | 13 | 14 | 211 | -- | -- | -- | -- | -- |
| 2008-09 | Iowa Chops | AHL | 75 | 1 | 14 | 15 | 189 | -- | -- | -- | -- | -- |
| 2009-10 | Toronto Marlies | AHL | 79 | 1 | 7 | 8 | 199 | -- | -- | -- | -- | -- |
| 2010-11 | Peoria Rivermen | AHL | 66 | 3 | 11 | 14 | 113 | 4 | 0 | 0 | 0 | 6 |
| 2011-12 | Peoria Rivermen | AHL | 76 | 2 | 5 | 7 | 125 | -- | -- | -- | -- | -- |
| 2012-13 | Grand Rapids Griffins | AHL | 76 | 0 | 7 | 7 | 148 | 24 | 2 | 6 | 8 | 36 |
| 2013-14 | Grand Rapids Griffins | AHL | 68 | 4 | 13 | 17 | 111 | 10 | 0 | 0 | 0 | 30 |
| NHL TOTALS | | | 0 | 0 | 0 | 0 | 0 | 2 | 0 | 0 | 0 | 0 |
| PRO TOTALS | | | 780 | 18 | 106 | 214 | 1608 | 50 | 2 | 7 | 9 | 95 |



LANDON FERRARO • CENTER

BORN AUGUST 8, 1991 – TRAIL, BRITISH COLUMBIA

HEIGHT 6.00 – WEIGHT 182 – SHOOTS LEFT

Selected by Detroit in the second round (32nd overall) of the 2009 NHL Entry Draft

| Season | Team | Lge | REGULAR SEASON | | | | | PLAYOFFS | | | | |
|------------|-----------------------|-------|----------------|----|----|-----|-----|----------|----|----|-----|-----|
| | | | GP | G | A | Pts | PIM | GP | G | A | Pts | PIM |
| 2006-07 | Vancouver NW Giants | BCMML | 25 | 21 | 13 | 34 | 77 | -- | -- | -- | -- | -- |
| | Red Deer Rebels | WHL | 4 | 0 | 0 | 0 | 0 | 1 | 0 | 0 | 0 | 0 |
| 2007-08 | Red Deer Rebels | WHL | 54 | 13 | 11 | 24 | 65 | -- | -- | -- | -- | -- |
| 2008-09 | Red Deer Rebels | WHL | 68 | 37 | 18 | 55 | 99 | -- | -- | -- | -- | -- |
| 2009-10 | Red Deer Rebels | WHL | 53 | 16 | 30 | 46 | 55 | 3 | 0 | 0 | 0 | 2 |
| | Grand Rapids Griffins | AHL | 2 | 0 | 0 | 0 | 0 | -- | -- | -- | -- | -- |
| 2010-11 | Everett Silvertips | WHL | 41 | 10 | 17 | 27 | 51 | 4 | 0 | 3 | 3 | 13 |
| 2011-12 | Grand Rapids Griffins | AHL | 56 | 9 | 11 | 20 | 47 | -- | -- | -- | -- | -- |
| 2012-13 | Grand Rapids Griffins | AHL | 72 | 24 | 23 | 47 | 44 | 25 | 5 | 11 | 16 | 11 |
| 2013-14 | Grand Rapids Griffins | AHL | 70 | 15 | 16 | 31 | 52 | 9 | 1 | 2 | 3 | 2 |
| | Detroit Red Wings | NHL | 4 | 0 | 0 | 0 | 2 | -- | -- | -- | -- | -- |
| NHL TOTALS | | | 4 | 0 | 0 | 0 | 2 | 0 | 0 | 0 | 0 | 0 |
| PRO TOTALS | | | 204 | 48 | 50 | 98 | 145 | 33 | 6 | 13 | 19 | 13 |



MARTIN FRK • RIGHT WING

BORN OCTOBER 5, 1993 – PELHRIMOV, CZECH REPUBLIC

HEIGHT 6.00 – WEIGHT 205 – SHOOTS RIGHT

Selected by Detroit in the second round (49th overall) of the 2012 NHL Entry Draft

| Season | Team | Lge | GP | REGULAR SEASON | | | | | PLAYOFFS | | | | |
|------------|-----------------------|---------|----|----------------|----|-----|-----|----|----------|-----|-----|----|----|
| | | | | G | A | Pts | PIM | G | A | Pts | PIM | G | A |
| 2006-07 | HC Karlovy Vary | CzR-U17 | 5 | 0 | 1 | 1 | 0 | -- | -- | -- | -- | -- | -- |
| 2007-08 | HC Karlovy Vary | CzR-U17 | 44 | 25 | 17 | 42 | 56 | 2 | 1 | 0 | 1 | 4 | 4 |
| 2008-09 | HC Karlovy Vary | CzR-U17 | 22 | 26 | 12 | 38 | 85 | -- | -- | -- | -- | -- | -- |
| | HC Karlovy Vary | CzR-U20 | 16 | 8 | 12 | 20 | 6 | -- | -- | -- | -- | -- | -- |
| 2009-10 | HC Karlovy Vary | CzR-U17 | 8 | 9 | 4 | 13 | 41 | -- | -- | -- | -- | -- | -- |
| | HC Karlovy Vary | CzR-U20 | 41 | 28 | 30 | 58 | 186 | 6 | 2 | 3 | 5 | 4 | 4 |
| 2010-11 | Halifax Mooseheads | QMJHL | 62 | 22 | 28 | 50 | 75 | 4 | 0 | 2 | 2 | 8 | 8 |
| 2011-12 | Halifax Mooseheads | QMJHL | 34 | 16 | 13 | 29 | 41 | 17 | 5 | 6 | 11 | 26 | 26 |
| 2012-13 | Halifax Mooseheads | QMJHL | 56 | 35 | 49 | 84 | 84 | 17 | 13 | 20 | 33 | 32 | 32 |
| 2013-14 | Grand Rapids Griffins | AHL | 50 | 3 | 9 | 12 | 22 | 4 | 0 | 0 | 0 | 0 | 0 |
| | Toledo Walleye | ECHL | 15 | 5 | 8 | 13 | 10 | -- | -- | -- | -- | -- | -- |
| PRO TOTALS | | | 65 | 8 | 17 | 25 | 32 | 4 | 0 | 0 | 0 | 0 | 0 |



ALDEN HIRSCHFELD • CENTER

BORN JANUARY 26, 1988 – DALLAS, TEXAS

HEIGHT 6.01 – WEIGHT 205 – SHOOTS RIGHT

Signed by Grand Rapids as a free agent on July 23, 2014

| Season | Team | Lge | GP | REGULAR SEASON | | | | | PLAYOFFS | | | | |
|------------|--------------------------|---------|-----|----------------|----|-----|-----|----|----------|-----|-----|----|----|
| | | | | G | A | Pts | PIM | G | A | Pts | PIM | G | A |
| 2003-04 | Sylvania Northview | High-OH | -- | 19 | 36 | 55 | -- | -- | -- | -- | -- | -- | -- |
| 2004-05 | Sylvania Northview | High-OH | -- | 55 | 48 | 103 | -- | -- | -- | -- | -- | -- | -- |
| 2005-06 | Sylvania Northview | High-OH | -- | 64 | 35 | 99 | -- | -- | -- | -- | -- | -- | -- |
| 2006-07 | Mahoning Valley | NAHL | 61 | 21 | 27 | 48 | 63 | 10 | 5 | 3 | 8 | 6 | 6 |
| 2007-08 | Mahoning Valley | NAHL | 43 | 14 | 24 | 38 | 73 | 12 | 7 | 6 | 13 | 6 | 6 |
| 2008-09 | Miami RedHawks | CCHA | 16 | 5 | 1 | 6 | 6 | -- | -- | -- | -- | -- | -- |
| 2009-10 | Miami RedHawks | CCHA | 43 | 7 | 7 | 14 | 52 | -- | -- | -- | -- | -- | -- |
| 2010-11 | Miami RedHawks | CCHA | 34 | 12 | 14 | 26 | 16 | -- | -- | -- | -- | -- | -- |
| 2011-12 | Miami RedHawks | CCHA | 41 | 11 | 13 | 24 | 10 | -- | -- | -- | -- | -- | -- |
| | Portland Pirates | AHL | 1 | 0 | 0 | 0 | 0 | -- | -- | -- | -- | -- | -- |
| 2012-13 | Providence Bruins | AHL | 37 | 4 | 4 | 8 | 20 | -- | -- | -- | -- | -- | -- |
| | South Carolina Stingrays | ECHL | 18 | 4 | 4 | 8 | 8 | 4 | 0 | 1 | 1 | 2 | 2 |
| 2013-14 | Toledo Walleye | ECHL | 49 | 9 | 20 | 29 | 14 | -- | -- | -- | -- | -- | -- |
| | Grand Rapids Griffins | AHL | 13 | 1 | 1 | 2 | 7 | -- | -- | -- | -- | -- | -- |
| PRO TOTALS | | | 118 | 18 | 29 | 47 | 49 | 4 | 0 | 1 | 1 | 2 | 2 |



JEFF HOGGAN • LEFT WING

BORN FEBRUARY 1, 1978 – HOPE, BRITISH COLUMBIA

HEIGHT 6.01 – WEIGHT 194 – SHOOTS LEFT

Re-signed by Grand Rapids to a two-year deal on July 9, 2013

| | | | REGULAR SEASON | | | | | PLAYOFFS | | | | |
|---------|-------------------------|------|----------------|-----|-----|-----|-----|----------|----|----|-----|-----|
| Season | Team | Lge | GP | G | A | Pts | PIM | GP | G | A | Pts | PIM |
| 1997-98 | Powell River Kings | BCHL | 59 | 38 | 34 | 72 | 85 | -- | -- | -- | -- | -- |
| 1998-99 | Neb.-Omaha Mavericks | NCAA | 37 | 9 | 6 | 15 | 48 | -- | -- | -- | -- | -- |
| 1999-00 | Neb.-Omaha Mavericks | CCHA | 34 | 16 | 9 | 25 | 82 | -- | -- | -- | -- | -- |
| 2000-01 | Neb.-Omaha Mavericks | CCHA | 42 | 12 | 17 | 29 | 78 | -- | -- | -- | -- | -- |
| 2001-02 | Neb.-Omaha Mavericks | CCHA | 41 | 24 | 21 | 45 | 92 | -- | -- | -- | -- | -- |
| | Houston Aeros | AHL | -- | -- | -- | -- | -- | 4 | 0 | 0 | 0 | 2 |
| 2002-03 | Houston Aeros | AHL | 65 | 6 | 5 | 11 | 45 | 14 | 1 | 2 | 3 | 23 |
| 2003-04 | Houston Aeros | AHL | 77 | 21 | 15 | 36 | 88 | 2 | 0 | 1 | 1 | 4 |
| 2004-05 | Worcester IceCats | AHL | 47 | 16 | 9 | 25 | 55 | -- | -- | -- | -- | -- |
| 2005-06 | St. Louis Blues | NHL | 52 | 2 | 6 | 8 | 34 | -- | -- | -- | -- | -- |
| 2006-07 | Boston Bruins | NHL | 46 | 0 | 2 | 2 | 33 | -- | -- | -- | -- | -- |
| | Providence Bruins | AHL | 22 | 4 | 7 | 11 | 27 | 13 | 4 | 3 | 7 | 17 |
| 2007-08 | Providence Bruins | AHL | 71 | 29 | 31 | 60 | 59 | 5 | 3 | 4 | 7 | 4 |
| | Boston Bruins | NHL | 1 | 0 | 0 | 0 | 0 | -- | -- | -- | -- | -- |
| 2008-09 | San Antonio Rampage | AHL | 60 | 22 | 13 | 35 | 64 | -- | -- | -- | -- | -- |
| | Phoenix Coyotes | NHL | 4 | 0 | 1 | 1 | 7 | -- | -- | -- | -- | -- |
| 2009-10 | San Antonio Rampage | AHL | 60 | 22 | 13 | 35 | 64 | -- | -- | -- | -- | -- |
| | Phoenix Coyotes | NHL | 4 | 0 | 0 | 0 | 2 | -- | -- | -- | -- | -- |
| 2010-11 | Grizzly Adams Wolfsburg | DEL | 38 | 11 | 10 | 21 | 63 | 2 | 0 | 0 | 0 | 2 |
| 2011-12 | Hannover Scorpions | DEL | 43 | 14 | 14 | 28 | 14 | -- | -- | -- | -- | -- |
| 2012-13 | Grand Rapids Griffins | AHL | 76 | 20 | 25 | 45 | 31 | 24 | 5 | 7 | 12 | 14 |
| 2013-14 | Grand Rapids Griffins | AHL | 59 | 14 | 17 | 31 | 31 | 10 | 4 | 1 | 5 | 12 |
| | NHL TOTALS | | 107 | 2 | 9 | 11 | 76 | 0 | 0 | 0 | 0 | 0 |
| | PRO TOTALS | | 732 | 172 | 175 | 347 | 597 | 79 | 17 | 18 | 35 | 78 |



NICK JENSEN • DEFENSE

BORN SEPTEMBER 21, 1990 – ROGERS, MINNESOTA

HEIGHT 6.01 – WEIGHT 200 – SHOOTS RIGHT

Selected by Detroit in the fifth round (150th overall) of the 2009 NHL Entry Draft

| Season | Team | Lge | GP | REGULAR SEASON | | | | | PLAYOFFS | | | | |
|------------|-------------------------|---------|----|----------------|----|-----|-----|----|----------|----|-----|-----|--|
| | | | | G | A | Pts | PIM | GP | G | A | Pts | PIM | |
| 2006-07 | Rogers Royals | High-MN | 21 | 20 | 17 | 37 | -- | -- | -- | -- | -- | -- | |
| 2007-08 | Rogers Royals | High-MN | 14 | 14 | 13 | 27 | -- | -- | -- | -- | -- | -- | |
| 2008-09 | Green Bay Gamblers | USHL | 52 | 5 | 17 | 22 | 27 | 7 | 0 | 1 | 1 | 2 | |
| 2009-10 | Green Bay Gamblers | USHL | 53 | 6 | 21 | 27 | 35 | 12 | 2 | 6 | 8 | 6 | |
| 2010-11 | St. Cloud State Huskies | WCHA | 38 | 5 | 18 | 23 | 18 | -- | -- | -- | -- | -- | |
| 2011-12 | St. Cloud State Huskies | WCHA | 39 | 6 | 26 | 32 | 4 | -- | -- | -- | -- | -- | |
| 2012-13 | St. Cloud State Huskies | WCHA | 41 | 4 | 27 | 31 | 14 | -- | -- | -- | -- | -- | |
| 2013-14 | Grand Rapids Griffins | AHL | 45 | 0 | 9 | 9 | 8 | 10 | 0 | 1 | 1 | 2 | |
| | Toledo Walleye | ECHL | 3 | 0 | 0 | 0 | 0 | -- | -- | -- | -- | -- | |
| PRO TOTALS | | | 48 | 0 | 9 | 9 | 8 | 10 | 0 | 1 | 1 | 2 | |



ANTHONY MANTHA • RIGHT WING

BORN SEPTEMBER 16, 1994 – LONGUEUIL, QUEBEC

HEIGHT 6.05 – WEIGHT 205 – SHOOTS LEFT

Selected by Detroit in the first round (20th overall) of the 2013 NHL Entry Draft

| Season | Team | Lge | GP | REGULAR SEASON | | | | | PLAYOFFS | | | | |
|---------|---------------------|-------|----|----------------|----|-----|-----|----|----------|-----|-----|----|-----|
| | | | | G | A | Pts | PIM | G | A | Pts | PIM | G | Pts |
| 2010-11 | Coll. Charles-Lemoy | QMAAA | 37 | 20 | 24 | 44 | 42 | 5 | 2 | 3 | 5 | 2 | 2 |
| | Val-d'Or Foreurs | QMJHL | 2 | 0 | 0 | 0 | 0 | -- | -- | -- | -- | -- | -- |
| 2011-12 | Val-d'Or Foreurs | QMJHL | 63 | 22 | 29 | 51 | 39 | 4 | 2 | 2 | 4 | 6 | 6 |
| 2012-13 | Val-d'Or Foreurs | QMJHL | 67 | 50 | 39 | 89 | 71 | 9 | 5 | 7 | 12 | 13 | 13 |
| 2013-14 | Val-d'Or Foreurs | QMJHL | 57 | 57 | 63 | 120 | 75 | 24 | 24 | 14 | 38 | 52 | 52 |



ALEXEY MARCHENKO • DEFENSE

BORN JANUARY 2, 1992 – MOSCOW, RUSSIA

HEIGHT 6.02 – WEIGHT 212 – SHOOTS RIGHT

Selected by Detroit in the seventh round (205th overall) of the 2011 NHL Entry Draft

| Season | Team | Lge | GP | REGULAR SEASON | | | | | PLAYOFFS | | | | |
|------------|-----------------------|----------|-----|----------------|----|-----|-----|----|----------|-----|-----|----|-----|
| | | | | G | A | Pts | PIM | G | A | Pts | PIM | G | Pts |
| 2008-09 | CSKA Moscow-2 | Russia-3 | 38 | 3 | 15 | 18 | 40 | 14 | 2 | 3 | 5 | 31 | 31 |
| 2009-10 | CSKA Moscow | KHL | 10 | 0 | 0 | 0 | 0 | -- | -- | -- | -- | -- | -- |
| | CSKA Jr. | MHL | 43 | 11 | 23 | 34 | 59 | 2 | 0 | 0 | 0 | 4 | 4 |
| 2010-11 | CSKA Moscow | KHL | 22 | 0 | 2 | 2 | 4 | -- | -- | -- | -- | -- | -- |
| | CSKA Jr. | MHL | 36 | 5 | 33 | 38 | 28 | 15 | 3 | 8 | 11 | 31 | 31 |
| 2011-12 | CSKA Moscow | KHL | 6 | 0 | 0 | 0 | 2 | -- | -- | -- | -- | -- | -- |
| | CSKA Jr. | MHL | 5 | 2 | 4 | 6 | 10 | 19 | 4 | 14 | 18 | 18 | 18 |
| 2012-13 | CSKA Moscow | KHL | 44 | 4 | 5 | 9 | 6 | 7 | 0 | 0 | 0 | 0 | 0 |
| 2013-14 | Grand Rapids Griffins | AHL | 49 | 3 | 15 | 18 | 14 | -- | -- | -- | -- | -- | -- |
| | Detroit Red Wings | NHL | 1 | 0 | 0 | 0 | 2 | -- | -- | -- | -- | -- | -- |
| NHL TOTALS | | | 1 | 0 | 0 | 0 | 2 | 0 | 0 | 0 | 0 | 0 | 0 |
| PRO TOTALS | | | 132 | 7 | 22 | 29 | 28 | 12 | 0 | 1 | 1 | 4 | 4 |



TOM MCCOLLUM • GOALTENDER

BORN DECEMBER 7, 1989 – SANBORN, NEW YORK

HEIGHT 6.02 – WEIGHT 210 – CATCHES LEFT

Selected by Detroit in the first round (30th overall) of the 2008 NHL Entry Draft

| Season | Team | League | GP | W | REGULAR SEASON | | | | GP | PLAYOFFS | | | |
|------------|-----------------------|--------|-----|----|----------------|-------|-------|----|----|----------|----|------|----|
| | | | | | L | T/SOL | GAA | SO | | W | L | GAA | SO |
| 2005-06 | Wheatfield Blades | EmJHL | 24 | 2 | 19 | 3 | 4.52 | 1 | -- | -- | -- | -- | -- |
| 2006-07 | Guelph Storm | OHL | 55 | 26 | 18 | 10 | 2.39 | 5 | 4 | 0 | 4 | 4.38 | 0 |
| 2007-08 | Guelph Storm | OHL | 51 | 25 | 17 | 6 | 2.50 | 4 | 10 | 5 | 5 | 1.91 | 1 |
| 2008-09 | Guelph Storm | OHL | 31 | 17 | 10 | 4 | 2.23 | 3 | -- | -- | -- | -- | -- |
| | Brampton Battalion | OHL | 23 | 17 | 6 | 0 | 1.94 | 4 | 21 | 13 | 8 | 2.90 | 1 |
| 2009-10 | Grand Rapids Griffins | AHL | 32 | 10 | 16 | 2 | 3.48 | 0 | -- | -- | -- | -- | -- |
| | Toledo Walleye | ECHL | 4 | 2 | 1 | 0 | 4.48 | 0 | -- | -- | -- | -- | -- |
| 2010-11 | Grand Rapids Griffins | AHL | 22 | 6 | 12 | 2 | 3.33 | 1 | -- | -- | -- | -- | -- |
| | Toledo Walleye | ECHL | 23 | 11 | 9 | 2 | 2.76 | 3 | -- | -- | -- | -- | -- |
| | Detroit Red Wings | NHL | 1 | 0 | 0 | 0 | 12.00 | 0 | -- | -- | -- | -- | -- |
| 2011-12 | Toledo Walleye | ECHL | 15 | 6 | 6 | 2 | 2.62 | 0 | -- | -- | -- | -- | -- |
| | Grand Rapids Griffins | AHL | 28 | 11 | 16 | 0 | 3.49 | 0 | -- | -- | -- | -- | -- |
| 2012-13 | Grand Rapids Griffins | AHL | 31 | 18 | 11 | 2 | 2.63 | 2 | -- | -- | -- | -- | -- |
| 2013-14 | Grand Rapids Griffins | AHL | 46 | 24 | 12 | 4 | 2.30 | 2 | 1 | 0 | 0 | 3.53 | 0 |
| NHL TOTALS | | | 1 | 0 | 0 | 0 | 12.00 | 0 | 0 | 0 | 0 | 0.00 | 0 |
| PRO TOTALS | | | 202 | 88 | 83 | 14 | 2.94 | 8 | 1 | 0 | 0 | 3.53 | 0 |



ANDY MIELE • CENTER

BORN APR 15, 1988 – GROSSE POINTE WOODS, MICHIGAN
HEIGHT 5.08 – WEIGHT 174 – SHOOTS LEFT

Signed by Detroit as an unrestricted free agent on July 2, 2014

| Season | Team | Lge | REGULAR SEASON | | | | | PLAYOFFS | | | | |
|------------|--------------------|-------|----------------|----|-----|-----|-----|----------|----|----|-----|-----|
| | | | GP | G | A | Pts | PIM | GP | G | A | Pts | PIM |
| 2004-05 | Little Caesars U18 | MWEHL | 19 | 15 | 13 | 28 | 48 | -- | -- | -- | -- | -- |
| 2005-06 | Cedar Rapids | USHL | 52 | 10 | 17 | 27 | 41 | 8 | 0 | 4 | 4 | 4 |
| 2006-07 | Cedar Rapids | USHL | 13 | 7 | 8 | 15 | 15 | -- | -- | -- | -- | -- |
| 2007-08 | Chicago Steel | USHL | 45 | 13 | 29 | 42 | 70 | 4 | 2 | 4 | 6 | 14 |
| | Chicago Steel | USHL | 29 | 30 | 11 | 41 | 78 | -- | -- | -- | -- | -- |
| | Miami RedHawks | CCHA | 18 | 6 | 8 | 14 | 4 | -- | -- | -- | -- | -- |
| 2008-09 | Miami RedHawks | CCHA | 41 | 15 | 16 | 31 | 34 | -- | -- | -- | -- | -- |
| 2009-10 | Miami RedHawks | CCHA | 43 | 15 | 29 | 44 | 61 | -- | -- | -- | -- | -- |
| 2010-11 | Miami RedHawks | CCHA | 39 | 24 | 47 | 71 | 35 | -- | -- | -- | -- | -- |
| 2011-12 | Portland Pirates | AHL | 69 | 16 | 38 | 54 | 43 | -- | -- | -- | -- | -- |
| 2012-13 | Phoenix Coyotes | NHL | 7 | 0 | 0 | 0 | 6 | -- | -- | -- | -- | -- |
| | Portland Pirates | AHL | 70 | 19 | 34 | 53 | 72 | 3 | 1 | 2 | 3 | 15 |
| | Phoenix Coyotes | NHL | 1 | 0 | 0 | 0 | 0 | -- | -- | -- | -- | -- |
| 2013-14 | Portland Pirates | AHL | 70 | 27 | 45 | 72 | 66 | -- | -- | -- | -- | -- |
| | Phoenix Coyotes | NHL | 7 | 0 | 2 | 2 | 5 | -- | -- | -- | -- | -- |
| NHL TOTALS | | | 15 | 0 | 2 | 2 | 11 | 0 | 0 | 0 | 0 | 0 |
| PRO TOTALS | | | 224 | 62 | 119 | 181 | 192 | 3 | 1 | 2 | 3 | 15 |



PETR MRAZEK • GOALTENDER

BORN FEBRUARY 14, 1992 – OSTRAVA, CZECH REPUBLIC
HEIGHT 6.01 – WEIGHT 187 – CATCHES LEFT

Selected by Detroit in the fifth round (141st overall) of the 2010 NHL Entry Draft

| | | REGULAR SEASON | | | | | | | PLAYOFFS | | | | |
|------------|-----------------------|----------------|----|----|----|-------|------|----|----------|----|----|-------|----|
| Season | Team | League | GP | W | L | T/SOL | GAA | SO | GP | W | L | GAA | SO |
| 2006-07 | HC Vitkovice | CzR-U17 | 23 | -- | -- | -- | 2.40 | 2 | 9 | -- | -- | 1.85 | 1 |
| 2007-08 | HC Vitkovice | CzR-U17 | 34 | -- | -- | -- | 2.46 | 3 | 3 | -- | -- | 2.68 | 0 |
| 2008-09 | HC Vitkovice | Czech | -- | -- | -- | -- | -- | -- | 1 | -- | -- | 10.00 | 0 |
| | HC Vitkovice | CzR-U17 | 28 | -- | -- | -- | 1.99 | 5 | 4 | -- | -- | 0.93 | 2 |
| | HC Vitkovice | CzR-U20 | 13 | -- | -- | -- | 2.49 | 0 | 1 | -- | -- | 1.00 | 0 |
| 2009-10 | Ottawa 67's | OHL | 30 | 12 | 9 | 1 | 3.00 | 2 | 8 | 4 | 4 | 2.39 | 0 |
| 2010-11 | Ottawa 67's | OHL | 52 | 33 | 15 | 3 | 2.84 | 4 | 4 | 0 | 3 | 5.63 | 0 |
| 2011-12 | Ottawa 67's | OHL | 50 | 30 | 13 | 6 | 2.84 | 3 | 17 | 9 | 8 | 2.59 | 0 |
| 2012-13 | Toledo Walleye | ECHL | 3 | 2 | 1 | 0 | 2.02 | 0 | -- | -- | -- | -- | -- |
| 2013-14 | Grand Rapids Griffins | AHL | 42 | 23 | 16 | 2 | 2.33 | 1 | 24 | 15 | 9 | 2.31 | 4 |
| | Detroit Red Wings | NHL | 2 | 1 | 1 | 0 | 2.02 | 0 | -- | -- | -- | -- | -- |
| | Grand Rapids Griffins | AHL | 32 | 22 | 9 | 1 | 2.10 | 3 | 10 | 5 | 5 | 2.80 | 0 |
| | Detroit Red Wings | NHL | 9 | 2 | 4 | 0 | 1.74 | 2 | -- | -- | -- | -- | -- |
| NHL TOTALS | | | 11 | 3 | 5 | 0 | 1.80 | 2 | 0 | 0 | 0 | 0 | 0 |
| PRO TOTALS | | | 88 | 50 | 31 | 3 | 2.18 | 6 | 35 | 20 | 14 | 2.45 | 4 |



RICHARD NEDOMLEL • DEFENSE

BORN JULY 1, 1993 – PRAGUE, CZECH REPUBLIC

HEIGHT 6.05 – WEIGHT 228 – SHOOTS LEFT

Selected by Detroit in the sixth round (175th overall) of the 2011 NHL Entry Draft

| | | | | REGULAR SEASON | | | | | PLAYOFFS | | | | |
|------------|-----------------------|---------|----|----------------|----|-----|-----|----|----------|----|-----|-----|--|
| Season | Team | Lge | GP | G | A | Pts | PIM | GP | G | A | Pts | PIM | |
| 2008-09 | KLH Chomutov | CzR-U17 | 17 | 0 | 3 | 3 | 47 | -- | -- | -- | -- | -- | |
| | HC Slavia Praha | CzR-U17 | 6 | 0 | 1 | 1 | 8 | 9 | 1 | 1 | 2 | 4 | |
| 2009-10 | HC Slavia Praha | CzR-U17 | 44 | 9 | 10 | 19 | 221 | 4 | 1 | 0 | 1 | 54 | |
| 2010-11 | Swift Current Broncos | WHL | 66 | 0 | 10 | 10 | 107 | -- | -- | -- | -- | -- | |
| 2011-12 | Swift Current Broncos | WHL | 72 | 10 | 36 | 46 | 83 | -- | -- | -- | -- | -- | |
| 2012-13 | Swift Current Broncos | WHL | 72 | 7 | 21 | 28 | 105 | 5 | 0 | 1 | 1 | 2 | |
| 2013-14 | Toledo Walleye | ECHL | 60 | 8 | 10 | 18 | 150 | -- | -- | -- | -- | -- | |
| | Grand Rapids Griffins | AHL | 3 | 0 | 0 | 0 | 2 | -- | -- | -- | -- | -- | |
| PRO TOTALS | | | 63 | 8 | 10 | 18 | 152 | 0 | 0 | 0 | 0 | 0 | |



ANDREJ NESTRASIL • RIGHT WING

BORN FEBRUARY 22, 1991 – PRAGUE, CZECH REPUBLIC

HEIGHT 6.03 – WEIGHT 210 – SHOOTS LEFT

Selected by Detroit in the third round (75th overall) of the 2009 NHL Entry Draft

| | | | | REGULAR SEASON | | | | | PLAYOFFS | | | |
|------------|-----------------------|---------|-----|----------------|----|-----|-----|----|----------|----|-----|-----|
| Season | Team | Lge | GP | G | A | Pts | PIM | GP | G | A | Pts | PIM |
| 2004-05 | HC Slavia Praha | CzR-U17 | 3 | 0 | 1 | 1 | 2 | -- | -- | -- | -- | -- |
| 2005-06 | HC Slavia Praha | CzR-U17 | 41 | 6 | 12 | 18 | 18 | -- | -- | -- | -- | -- |
| 2006-07 | HC Slavia Praha | CzR-U17 | 43 | 24 | 37 | 61 | 75 | 5 | 2 | 2 | 4 | 6 |
| 2007-08 | HC Slavia Praha | CzR-U20 | 40 | 12 | 16 | 28 | 58 | 5 | 1 | 2 | 3 | 4 |
| | HC Slavia Praha | CzR-U17 | -- | -- | -- | -- | -- | 2 | 1 | 0 | 1 | 2 |
| 2008-09 | Victoriaville Tigres | QMJHL | 66 | 22 | 35 | 57 | 67 | -- | -- | -- | -- | -- |
| 2009-10 | Victoriaville Tigres | QMJHL | 50 | 16 | 35 | 51 | 40 | 16 | 2 | 4 | 6 | 10 |
| 2010-11 | P.E.I. Rocket | QMJHL | 58 | 19 | 51 | 70 | 40 | 5 | 1 | 5 | 6 | 2 |
| 2011-12 | Grand Rapids Griffins | AHL | 25 | 3 | 1 | 4 | 6 | -- | -- | -- | -- | -- |
| | Toledo Walleye | ECHL | 51 | 7 | 22 | 29 | 20 | -- | -- | -- | -- | -- |
| 2012-13 | Toledo Walleye | ECHL | 40 | 11 | 30 | 41 | 26 | 4 | 1 | 2 | 3 | 0 |
| | Grand Rapids Griffins | AHL | 25 | 3 | 3 | 6 | 2 | 1 | 0 | 0 | 0 | 0 |
| 2013-14 | Grand Rapids Griffins | AHL | 70 | 16 | 20 | 36 | 24 | 10 | 4 | 2 | 6 | 4 |
| PRO TOTALS | | | 211 | 40 | 76 | 116 | 78 | 15 | 5 | 4 | 9 | 4 |



TOMAS NOSEK • CENTER

BORN SEPTEMBER 1, 1992 – PARDUBICE, CZECH REPUBLIC

HEIGHT 6.02 – WEIGHT 201 – SHOOTS LEFT

Signed by Detroit to an entry-level deal on June 14, 2014

| Season | Team | Lge | GP | REGULAR SEASON | | | | | PLAYOFFS | | | | |
|------------|--------------------|---------|-----|----------------|----|-----|-----|----|----------|-----|-----|----|---|
| | | | | G | A | Pts | PIM | G | A | Pts | PIM | G | A |
| 2007-08 | HC Pardubice | CzR-U17 | 40 | 9 | 7 | 16 | 28 | 2 | 1 | 0 | 1 | 2 | |
| 2008-09 | HC Pardubice | CzR-U17 | 22 | 14 | 21 | 35 | 34 | 4 | 3 | 0 | 3 | 2 | |
| | HC Pardubice | CzR-U20 | 23 | 2 | 8 | 10 | 8 | 3 | 0 | 1 | 1 | 0 | |
| 2009-10 | HC Pardubice | CzR-U17 | 5 | 4 | 8 | 12 | 0 | 6 | 2 | 7 | 9 | 2 | |
| | HC Pardubice | CzR-U20 | 16 | 3 | 9 | 12 | 4 | -- | -- | -- | -- | -- | |
| 2010-11 | HC Pardubice | CzR-U20 | 51 | 30 | 33 | 63 | 64 | -- | -- | -- | -- | -- | |
| | HC Chrudim | Czech-2 | 14 | 1 | 8 | 9 | 0 | 7 | 0 | 5 | 5 | 2 | |
| 2011-12 | HC Pardubice | CzR-U20 | 13 | 13 | 13 | 26 | 8 | -- | -- | -- | -- | -- | |
| | HC Pardubice | Czech | 27 | 0 | 4 | 4 | 2 | -- | -- | -- | -- | -- | |
| | HC Hradec Kralove | Czech-2 | 5 | 2 | 0 | 2 | 0 | 3 | 0 | 0 | 0 | 0 | |
| 2012-13 | HC Pardubice | CzR-U20 | 6 | 5 | 9 | 14 | 4 | -- | -- | -- | -- | -- | |
| | HC Pardubice | Czech | 50 | 5 | 9 | 14 | 20 | 3 | 1 | 1 | 2 | 2 | |
| | HC Hradec Karllove | Czech-2 | 5 | 4 | 1 | 5 | 2 | -- | -- | -- | -- | -- | |
| 2013-14 | HC Pardubice | Czech | 52 | 19 | 25 | 44 | 36 | 10 | 3 | 3 | 6 | 44 | |
| PRO TOTALS | | | 129 | 24 | 38 | 62 | 58 | 13 | 4 | 4 | 8 | 46 | |



XAVIER OUELLET • DEFENSE

BORN JULY 29, 1993 – BAYONNE, FRANCE

HEIGHT 6.01 – WEIGHT 190 – SHOOTS LEFT

Selected by Detroit in the second round (48th overall) of the 2011 NHL Entry Draft

| Season | Team | Lge | GP | REGULAR SEASON | | | | | PLAYOFFS | | | | |
|------------|------------------------|-------|----|----------------|----|-----|-----|----|----------|-----|-----|----|---|
| | | | | G | A | Pts | PIM | G | A | Pts | PIM | G | A |
| 2008-09 | College Esther-Blondin | QMAAA | 42 | 2 | 9 | 11 | 49 | 14 | 1 | 3 | 4 | 24 | |
| 2009-10 | Montreal Juniors | QMJHL | 43 | 2 | 14 | 16 | 22 | 7 | 0 | 3 | 3 | 12 | |
| 2010-11 | Montreal Juniors | QMJHL | 67 | 8 | 35 | 43 | 44 | 10 | 0 | 8 | 8 | 6 | |
| 2011-12 | B.-Boisbriand Armada | QMJHL | 63 | 21 | 39 | 60 | 67 | 11 | 3 | 7 | 10 | 14 | |
| 2012-13 | B.-Boisbriand Armada | QMJHL | 50 | 10 | 31 | 41 | 44 | 15 | 7 | 9 | 16 | 22 | |
| 2013-14 | Grand Rapids Griffins | AHL | 70 | 4 | 13 | 17 | 22 | 8 | 0 | 0 | 0 | 4 | |
| | Detroit Red Wings | NHL | 4 | 0 | 0 | 0 | 2 | 1 | 0 | 0 | 0 | 0 | |
| NHL TOTALS | | | 4 | 0 | 0 | 0 | 2 | 1 | 0 | 0 | 0 | 0 | |
| PRO TOTALS | | | 74 | 4 | 13 | 17 | 24 | 9 | 0 | 0 | 0 | 4 | |



NATHAN PAETSCH • DEFENSE

BORN MARCH 30, 1983 – LEROY, SASKATCHEWAN

HEIGHT 6.00 – WEIGHT 195 – SHOOTS LEFT

Re-signed by Grand Rapids to a two-year deal on July 9, 2013

| | | | REGULAR SEASON | | | | | | PLAYOFFS | | | |
|------------|-------------------------|------|----------------|----|-----|-----|-----|----|----------|----|-----|-----|
| Season | Team | Lge | GP | G | A | Pts | PIM | GP | G | A | Pts | PIM |
| 1998-99 | Tisdale Trojans | SMHL | 74 | 20 | 55 | 75 | 120 | -- | -- | -- | -- | -- |
| | Moose Jaw Warriors | WHL | 2 | 0 | 0 | 0 | 0 | 1 | 0 | 0 | 0 | 0 |
| 1999-00 | Moose Jaw Warriors | WHL | 68 | 9 | 35 | 44 | 49 | 4 | 0 | 1 | 1 | 0 |
| 2000-01 | Moose Jaw Warriors | WHL | 70 | 8 | 54 | 62 | 118 | 4 | 1 | 2 | 3 | 6 |
| 2001-02 | Moose Jaw Warriors | WHL | 59 | 16 | 36 | 52 | 86 | 12 | 0 | 4 | 4 | 16 |
| 2002-03 | Moose Jaw Warriors | WHL | 59 | 15 | 39 | 54 | 81 | 13 | 3 | 10 | 13 | 6 |
| 2003-04 | Rochester Americans | AHL | 54 | 5 | 5 | 10 | 49 | 16 | 1 | 1 | 2 | 28 |
| 2004-05 | Rochester Americans | AHL | 80 | 4 | 19 | 23 | 150 | 9 | 1 | 1 | 2 | 16 |
| 2005-06 | Rochester Americans | AHL | 72 | 11 | 39 | 50 | 90 | -- | -- | -- | -- | -- |
| | Buffalo Sabres | NHL | 1 | 0 | 1 | 1 | 0 | 1 | 0 | 0 | 0 | 0 |
| 2006-07 | Buffalo Sabres | NHL | 63 | 2 | 22 | 24 | 50 | -- | -- | -- | -- | -- |
| 2007-08 | Buffalo Sabres | NHL | 59 | 2 | 7 | 9 | 27 | -- | -- | -- | -- | -- |
| 2008-09 | Buffalo Sabres | NHL | 23 | 2 | 4 | 6 | 25 | -- | -- | -- | -- | -- |
| 2009-10 | Buffalo Sabres | NHL | 11 | 1 | 1 | 2 | 6 | -- | -- | -- | -- | -- |
| | Columbus Blue Jackets | NHL | 10 | 0 | 0 | 0 | 6 | -- | -- | -- | -- | -- |
| 2010-11 | Rochester Americans | AHL | 9 | 1 | 2 | 3 | 2 | -- | -- | -- | -- | -- |
| | Syracuse Crunch | AHL | 34 | 8 | 9 | 17 | 12 | -- | -- | -- | -- | -- |
| 2011-12 | Grizzly Adams Wolfsburg | DEL | 52 | 7 | 18 | 25 | 46 | 2 | 0 | 0 | 0 | 0 |
| 2012-13 | Grand Rapids Griffins | AHL | 70 | 4 | 27 | 31 | 32 | 24 | 0 | 11 | 11 | 21 |
| 2013-14 | Grand Rapids Griffins | AHL | 68 | 4 | 27 | 31 | 40 | 10 | 0 | 5 | 5 | 4 |
| NHL TOTALS | | | 167 | 7 | 35 | 42 | 114 | 1 | 0 | 0 | 0 | 0 |
| PRO TOTALS | | | 606 | 51 | 181 | 232 | 535 | 62 | 2 | 18 | 20 | 69 |



JAKE PATERSON • GOALTENDER

BORN MAY 3, 1994 – MISSISSAUGA, ONTARIO

HEIGHT 6.01 – WEIGHT 176 – CATCHES LEFT

Selected by Detroit in the third round (80th overall) of the 2012 NHL Entry Draft

| Season | Team | League | GP | W | L | REGULAR SEASON | | | | GP | PLAYOFFS | | | |
|---------|----------------|--------|----|----|----|----------------|------|----|--|----|----------|----|------|----|
| | | | | | | T/SOL | GAA | SO | | | W | L | GAA | SO |
| 2010-11 | Soo Eagles | NOJHL | 13 | -- | -- | -- | 2.95 | -- | | 15 | -- | -- | 2.42 | -- |
| | Saginaw Spirit | OHL | 5 | 3 | 0 | 2 | 2.97 | 0 | | -- | -- | -- | -- | -- |
| 2011-12 | Saginaw Spirit | OHL | 42 | 18 | 18 | 3 | 3.42 | 1 | | 12 | 6 | 6 | 3.05 | 0 |
| 2012-13 | Saginaw Spirit | OHL | 50 | 25 | 18 | 5 | 3.53 | 1 | | 4 | 0 | 4 | 5.36 | 0 |
| 2013-14 | Saginaw Spirit | OHL | 45 | 24 | 18 | 2 | 3.41 | 2 | | 5 | 1 | 4 | 4.67 | 0 |



KEVIN PORTER • RIGHT WING

BORN MARCH 12, 1986 – NORTHVILLE, MICHIGAN

HEIGHT 5.09 – WEIGHT 191 – SHOOTS LEFT

Signed by Detroit as an unrestricted free agent on July 1, 2014

| Season | Team | Lge | REGULAR SEASON | | | | | PLAYOFFS | | | | |
|------------|---------------------|------|----------------|----|-----|-----|-----|----------|----|----|------|-----|
| | | | GP | G | A | Pts | PIM | GP | G | A | Pts | PIM |
| 2002-03 | U.S. NTDP U18 | NAHL | 40 | 19 | 9 | 28 | 17 | -- | -- | -- | -- | -- |
| 2003-04 | U.S. NTDP U18 | NAHL | 11 | 3 | 8 | 11 | 4 | -- | -- | -- | -- | -- |
| 2004-05 | Michigan Wolverines | CCHA | 39 | 11 | 13 | 24 | 51 | -- | -- | -- | -- | -- |
| 2005-06 | Michigan Wolverines | CCHA | 39 | 17 | 21 | 38 | 30 | -- | -- | -- | -- | -- |
| 2006-07 | Michigan Wolverines | CCHA | 41 | 24 | 34 | 58 | 16 | -- | -- | -- | -- | -- |
| 2007-08 | Michigan Wolverines | CCHA | 43 | 33 | 30 | 63 | 18 | -- | -- | -- | -- | -- |
| 2008-09 | San Antonio Rampage | AHL | -- | -- | -- | -- | -- | 7 | 0 | 4 | 4 | 0 |
| | Phoenix Coyotes | NHL | 34 | 5 | 5 | 10 | 4 | -- | -- | -- | -- | -- |
| | San Antonio Rampage | AHL | 42 | 13 | 22 | 35 | 14 | -- | -- | -- | -- | -- |
| 2009-10 | San Antonio Rampage | AHL | 52 | 15 | 25 | 40 | 31 | -- | -- | -- | -- | -- |
| | Phoenix Coyotes | NHL | 4 | 0 | 0 | 0 | 0 | -- | -- | -- | ---- | -- |
| | Colorado Avalanche | NHL | 16 | 2 | 1 | 3 | 0 | 4 | 0 | 0 | 0 | 0 |
| 2010-11 | Lake Erie Monsters | AHL | 4 | 1 | 0 | 1 | 2 | -- | -- | -- | -- | -- |
| | Colorado Avalanche | NHL | 74 | 14 | 11 | 25 | 27 | -- | -- | -- | -- | -- |
| | Colorado Avalanche | NHL | 35 | 4 | 3 | 7 | 17 | -- | -- | -- | -- | -- |
| 2011-12 | Colorado Avalanche | NHL | 31 | 4 | 5 | 9 | 10 | -- | -- | -- | -- | -- |
| 2012-13 | Buffalo Sabres | NHL | 48 | 15 | 29 | 44 | 38 | -- | -- | -- | -- | -- |
| 2013-14 | Rochester Americans | AHL | 50 | 19 | 17 | 36 | 24 | 5 | 0 | 3 | 3 | 0 |
| | Buffalo Sabres | NHL | 12 | 0 | 1 | 1 | 2 | -- | -- | -- | -- | -- |
| NHL TOTALS | | | 206 | 29 | 26 | 55 | 60 | 4 | 0 | 0 | 0 | 0 |
| PRO TOTALS | | | 402 | 92 | 119 | 211 | 169 | 16 | 0 | 7 | 7 | 0 |




TEEMU PULKKINEN • RIGHT WING

BORN JANUARY 2, 1992 – VANTAA, FINLAND

HEIGHT 5.11 – WEIGHT 185 – SHOOTS RIGHT

Selected by Detroit in the fourth round (111th overall) of the 2010 NHL Entry Draft

| Season | Team | Lge | REGULAR SEASON | | | | | PLAYOFFS | | | | |
|------------|-----------------------|---------|----------------|----|-----|-----|-----|----------|----|----|-----|-----|
| | | | GP | G | A | Pts | PIM | GP | G | A | Pts | PIM |
| 2006-07 | Jokerit | Fin-U16 | 22 | 47 | 43 | 90 | 10 | 6 | 7 | 10 | 17 | 2 |
| | Jokerit | Fin-U18 | 1 | 0 | 0 | 0 | 0 | 1 | 0 | 0 | 0 | 0 |
| 2007-08 | Jokerit | Fin-U16 | 1 | 3 | 3 | 6 | 0 | 2 | 5 | 3 | 8 | 2 |
| | Jokerit | Fin-U18 | 32 | 36 | 24 | 60 | 8 | 6 | 11 | 6 | 17 | 6 |
| 2008-09 | Jokerit | Fin-U18 | 9 | 16 | 19 | 35 | 4 | -- | -- | -- | -- | -- |
| | Jokerit | Fin-U20 | 24 | 15 | 13 | 28 | 12 | -- | -- | -- | -- | -- |
| | Jokerit | Finland | 3 | 0 | 0 | 0 | 6 | -- | -- | -- | -- | -- |
| 2009-10 | Suomi U20 | Fin-2 | 1 | 0 | 0 | 0 | 0 | -- | -- | -- | -- | -- |
| | Jokerit | Fin-U20 | 17 | 20 | 21 | 41 | 41 | 4 | 3 | 3 | 6 | 0 |
| | Jokerit | Finland | 12 | 1 | 2 | 3 | 6 | -- | -- | -- | -- | -- |
| 2010-11 | Jokerit | Finland | 55 | 18 | 36 | 54 | 32 | 3 | 0 | 1 | 1 | 0 |
| | Suomi U20 | Fin-2 | 1 | 1 | 0 | 1 | 0 | -- | -- | -- | -- | -- |
| 2011-12 | Jokerit | Finland | 56 | 16 | 21 | 37 | 41 | 4 | 0 | 1 | 1 | 2 |
| 2012-13 | Jokerit | Finland | 59 | 14 | 20 | 34 | 49 | 6 | 2 | 3 | 5 | 22 |
| 2013-14 | Grand Rapids Griffins | AHL | 2 | 0 | 1 | 1 | 2 | 14 | 3 | 2 | 5 | 10 |
| | Grand Rapids Griffins | AHL | 71 | 31 | 28 | 59 | 34 | 10 | 5 | 6 | 11 | 10 |
| | Detroit Red Wings | NHL | 3 | 0 | 0 | 0 | 2 | -- | -- | -- | -- | -- |
| NHL TOTALS | | | 3 | 0 | 0 | 0 | 2 | 0 | 0 | 0 | 0 | 0 |
| PRO TOTALS | | | 261 | 80 | 108 | 188 | 172 | 37 | 10 | 13 | 23 | 44 |



RYLAN SPROUL • DEFENSE

BORN JANUARY 13, 1993 – MISSISSAUGA, ONTARIO

HEIGHT 6.04 – WEIGHT 205 – SHOOTS RIGHT

Selected by Detroit in the second round (55th overall) of the 2011 NHL Entry Draft

| | | | REGULAR SEASON | | | | | | PLAYOFFS | | | | |
|------------|-----------------------|--------|----------------|----|----|-----|-----|----|----------|----|-----|-----|--|
| Season | Team | Lge | GP | G | A | Pts | PIM | GP | G | A | Pts | PIM | |
| 2008-09 | Vaughan Kings | GTMMHL | 31 | 2 | 7 | 9 | 14 | -- | -- | -- | -- | -- | |
| 2009-10 | Bramalea Blues | OJABL | 7 | 0 | 1 | 1 | 6 | -- | -- | -- | -- | -- | |
| | Vaughan Vipers | OJABL | 8 | 1 | 1 | 2 | 0 | 2 | 0 | 0 | 0 | 0 | |
| 2010-11 | Vaughan Vipers | OJHL | 3 | 1 | 2 | 3 | 4 | -- | -- | -- | -- | -- | |
| | SSM Greyhounds | OHL | 61 | 14 | 19 | 33 | 36 | -- | -- | -- | -- | -- | |
| 2011-12 | SSM Greyhounds | OHL | 61 | 23 | 31 | 54 | 53 | -- | -- | -- | -- | -- | |
| 2012-13 | SSM Greyhounds | OHL | 50 | 20 | 46 | 66 | 45 | 6 | 2 | 3 | 5 | 0 | |
| | Grand Rapids Griffins | AHL | 2 | 0 | 0 | 0 | 2 | -- | -- | -- | -- | -- | |
| 2013-14 | Grand Rapids Griffins | AHL | 72 | 11 | 21 | 32 | 49 | 10 | 2 | 3 | 5 | 4 | |
| | Detroit Red Wings | NHL | 1 | 0 | 0 | 0 | 0 | -- | -- | -- | -- | -- | |
| NHL TOTALS | | | 1 | 0 | 0 | 0 | 0 | 0 | 0 | 0 | 0 | 0 | |
| PRO TOTALS | | | 75 | 11 | 21 | 32 | 49 | 10 | 2 | 3 | 5 | 4 | |



MAREK TVRDON • LEFT WING

BORN JANUARY 31, 1993 – NITRA, SLOVAKIA

HEIGHT 6.02 – WEIGHT 217 – SHOOTS LEFT

Selected by Detroit in the fourth round (115th overall) of the 2011 NHL Entry Draft

| | | | | REGULAR SEASON | | | | | PLAYOFFS | | | | |
|------------|-----------------------|----------|----|----------------|----|-----|-----|----|----------|----|-----|-----|--|
| Season | Team | Lge | GP | G | A | Pts | PIM | GP | G | A | Pts | PIM | |
| 2007-08 | HK Nitra | Svk-U18 | 20 | 5 | 4 | 9 | 10 | -- | -- | -- | -- | -- | |
| 2008-09 | HK Nitra | Svk-U18 | 58 | 50 | 33 | 83 | 113 | -- | -- | -- | -- | -- | |
| | HK Nitra | Svk-U20 | 1 | 0 | 0 | 0 | 0 | -- | -- | -- | -- | -- | |
| 2009-10 | HK Nitra | Svk-U20 | 45 | 25 | 31 | 56 | 90 | -- | -- | -- | -- | -- | |
| | HK Nitra | Slovakia | 6 | 0 | 0 | 0 | 2 | 1 | 0 | 0 | 0 | 0 | |
| 2010-11 | Vancouver Giants | WHL | 12 | 6 | 5 | 11 | 14 | -- | -- | -- | -- | -- | |
| 2011-12 | Vancouver Giants | WHL | 60 | 31 | 43 | 74 | 62 | 6 | 3 | 3 | 6 | 0 | |
| 2012-13 | Vancouver Giants | WHL | 18 | 8 | 14 | 22 | 16 | -- | -- | -- | -- | -- | |
| 2013-14 | Grand Rapids Griffins | AHL | 1 | 0 | 0 | 0 | 0 | -- | -- | -- | -- | -- | |
| | Toledo Walleye | ECHL | 22 | 9 | 4 | 13 | 6 | -- | -- | -- | -- | -- | |
| | Kelowna Rockets | WHL | 29 | 11 | 16 | 27 | 24 | 14 | 5 | 8 | 13 | 14 | |
| PRO TOTALS | | | 24 | 9 | 4 | 13 | 8 | 1 | 0 | 0 | 0 | 0 | |



MARK ZENGERLE • CENTER

BORN MAY 12, 1989 – ROCHESTER, NEW YORK

HEIGHT 5.11 – WEIGHT 185 – SHOOTS RIGHT

Signed by Grand Rapids as a free agent on August 14, 2014

| | | | REGULAR SEASON | | | | | PLAYOFFS | | | | |
|---------|------------------------|------|----------------|----|----|-----|-----|----------|----|----|-----|-----|
| Season | Team | Lge | GP | G | A | Pts | PIM | GP | G | A | Pts | PIM |
| 2007-08 | Syracuse Jr. Stars | EJHL | 45 | 8 | 14 | 22 | 18 | -- | -- | -- | -- | -- |
| 2008-09 | Salmon Arm Silverbacks | BCHL | 54 | 31 | 62 | 93 | 24 | -- | -- | -- | -- | -- |
| 2009-10 | Salmon Arm Silverbacks | BCHL | 60 | 33 | 87 | 120 | 48 | 6 | 2 | 4 | 6 | 2 |
| 2010-11 | Wisconsin Badgers | WCHA | 41 | 5 | 31 | 36 | 51 | -- | -- | -- | -- | -- |
| 2011-12 | Wisconsin Badgers | WCHA | 37 | 13 | 37 | 50 | 38 | -- | -- | -- | -- | -- |
| 2012-13 | Wisconsin Badgers | WCHA | 36 | 9 | 23 | 32 | 8 | -- | -- | -- | -- | -- |
| 2013-14 | Wisconsin Badgers | B10 | 37 | 10 | 34 | 44 | 29 | -- | -- | -- | -- | -- |

2014-15 GRAND RAPIDS GRIFFINS



JEFF BLASHILL
Head Coach



PAT FERSCHWEILER
Assistant Coach

130 West Fulton, Suite 111
Grand Rapids, MI 49503
griffinshockey.com
facebook.com/grgriffins | twitter.com/griffinshockey
Phone: (616) 774-4585 | (800) 2-HOCKEY • Fax: (616) 336-5464
Tickets: (616) 222-4000 | (800) 585-3737
Press Box: (616) 742-6410

EXECUTIVE

| | |
|---|-----------------|
| Owner/President & CEO/Governor | DAN DEVOS |
| Owner/Chairman..... | DAVID VAN ANDEL |
| Chief Operating Officer/Alternate Governor | SCOTT GORSLINE |
| Senior Vice President of Business Operations | TIM GORTSEMA |
| Vice President of Community Relations and Broadcasting..... | BOB KASER |
| Vice President of Corporate Sales..... | SEAN WRIGHT |
| Vice President of Ticket Sales | MATT BATCHELDER |

HOCKEY OPERATIONS

| | |
|---|-------------------------------------|
| Head Coach | JEFF BLASHILL |
| Assistant Coaches | PAT FERSCHWEILER, DAVE NOEL-BERNIER |
| Video Coach | BILL LEROY |
| Athletic Trainer | JOHN BERNAL |
| Equipment Manager | BRAD THOMPSON |
| Assistant Equipment Manager | ANDREW STEGEHUIS |
| Strength and Conditioning Coordinator | MARCUS KINNEY |
| Executive Assistant | KELLY PAWLAK |

PUBLIC & COMMUNITY RELATIONS

| | |
|---|----------------|
| Senior Director of Public Relations..... | RANDY CLEVES |
| Public Relations Manager..... | ALAN CROSS |
| Graphic Designer..... | JESSICA ALBERT |
| Executive Director - Griffins Youth Foundation... | LYNN RABAUT |

| | |
|------------------------|----------------|
| Social Media Sales and | |
| Marketing Manager..... | MARISSA MALSON |
| Video Coordinator..... | NATE HONE |

SALES & MARKETING

| | |
|---|-----------------------------|
| Corporate Sales Account Managers..... | JAMIE LAW |
| | STEVE RITSEMA, TRAVIS ROPER |
| Corporate Sales Fulfillment Coordinator | KELSEY PERRAS |
| Director of Game Operations..... | PHIL CRONIN |
| Group Ticket Sales Manager..... | JOHN HOFFA |
| Group Sales Account Manager | ZACK KRYWYJ |
| Group Sales Account Executive..... | JOE YANCHO |
| Season Ticket Sales and | |
| Customer Service Account Manager | MIKE MYENO |
| Season Ticket Sales and | |
| Customer Service Executive | LUKE PALMER |

FINANCE & ADMINISTRATION/ TICKET OPERATIONS

| | |
|--------------------------------------|-----------------|
| Director of Accounting and Tax | LISA VEDDER |
| Accounting Assistant | LORA NICKEL |
| Director of Ticket Operations | CHAD ERWIN |
| Ticket Operations Manager..... | AMANDA TERPSTRA |

GRIFF'S ICEHOUSE AT BELKNAP PARK

| | |
|---|-----------------|
| Facility Manager..... | TERRY MARSHALL |
| Asstnat Facilities Managers | MATT MARTINELLI |
| | PETER PIATEK |
| Administrative Assistant - Griff's IceHouse | DEB HUYSER |





2013-14 REGULAR SEASON STATISTICS

| NO. | PLAYER | POS | GP | G | A | PTS | +/- | PIM | PPG | SHG | GWG | SH |
|-----|--------------------|-----|----|----|----|-----|-----|-----|-----|-----|-----|-----|
| 6 | TEEMU PULKINEN | RW | 71 | 31 | 28 | 59 | 18 | 34 | 9 | 0 | 2 | 201 |
| 5 | ADAM ALMQUIST | D | 73 | 4 | 49 | 53 | 9 | 56 | 2 | 0 | 0 | 129 |
| 18 | CORY EMMERTON | C | 53 | 16 | 30 | 46 | 17 | 14 | 2 | 3 | 4 | 110 |
| 15 | MITCH CALLAHAN | LW | 70 | 26 | 18 | 44 | 23 | 51 | 7 | 2 | 5 | 194 |
| 11 | ANDREJ NESTRASIL | C | 70 | 16 | 20 | 36 | 0 | 24 | 7 | 0 | 2 | 115 |
| 12 | CALLE JARNKROK | C | 57 | 13 | 23 | 36 | 19 | 14 | 6 | 0 | 3 | 99 |
| 28 | TOMAS JURCO | LW | 32 | 13 | 19 | 32 | 10 | 14 | 6 | 0 | 3 | 91 |
| 7 | RYAN SPROUL | D | 72 | 11 | 21 | 32 | 0 | 49 | 4 | 0 | 2 | 155 |
| 29 | LANDON FERRARO | RW | 70 | 15 | 16 | 31 | -3 | 52 | 4 | 1 | 2 | 195 |
| 10 | JEFF HOGGAN | LW | 59 | 14 | 17 | 31 | 1 | 31 | 6 | 0 | 0 | 152 |
| 4 | NATHAN PAETSCH | D | 68 | 4 | 27 | 31 | 18 | 40 | 2 | 0 | 0 | 123 |
| 26 | DAVID MCINTYRE | C | 64 | 8 | 13 | 21 | -1 | 45 | 0 | 0 | 3 | 99 |
| 13 | GUSTAV NYQUIST | RW | 15 | 7 | 14 | 21 | 6 | 6 | 1 | 0 | 1 | 36 |
| 19 | RILEY SHEAHAN | C | 31 | 8 | 10 | 18 | -2 | 12 | 4 | 0 | 1 | 51 |
| 22 | JORDIN TOTOO | RW | 51 | 6 | 12 | 18 | -1 | 104 | 0 | 0 | 2 | 115 |
| 3 | ALEXEY MARCHENKO | D | 49 | 3 | 15 | 18 | 11 | 14 | 0 | 0 | 2 | 34 |
| 44 | BRENNAN EVANS | D | 68 | 4 | 13 | 17 | 14 | 111 | 0 | 0 | 1 | 55 |
| 16 | XAVIER OUELLET | D | 70 | 4 | 13 | 17 | 3 | 22 | 0 | 0 | 1 | 92 |
| 23 | TRISTON GRANT | LW | 51 | 6 | 10 | 16 | 6 | 103 | 0 | 0 | 2 | 69 |
| 33 | LUKE GLENDENING | C | 18 | 5 | 7 | 12 | 8 | 18 | 0 | 0 | 1 | 26 |
| 27 | MARTIN FRK | RW | 50 | 3 | 9 | 12 | -12 | 22 | 1 | 0 | 1 | 45 |
| 21 | TREVOR PARKES | RW | 36 | 6 | 3 | 9 | 5 | 27 | 0 | 0 | 1 | 51 |
| 14 | NICK JENSEN | D | 45 | 0 | 9 | 9 | 12 | 8 | 0 | 0 | 0 | 40 |
| 9 | PATRICK EAVES | RW | 8 | 4 | 2 | 6 | 1 | 8 | 1 | 0 | 1 | 23 |
| 25 | LOUIS-MARC AUBRY | C | 38 | 2 | 2 | 4 | -1 | 16 | 0 | 0 | 0 | 48 |
| 47 | ANDREAS ATHANASIOU | LW | 2 | 1 | 3 | 0 | 0 | 0 | 0 | 0 | 0 | 4 |
| 39 | TRAVIS NOVAK | F | 9 | 1 | 2 | 3 | 3 | 6 | 0 | 0 | 0 | 7 |
| 9 | ALDEN HIRSCHFELD | F | 13 | 1 | 1 | 2 | 3 | 7 | 0 | 0 | 0 | 17 |
| 20 | GLEASON FOURNIER | D | 25 | 0 | 2 | 2 | 4 | 4 | 0 | 0 | 0 | 19 |
| 34 | PETR MRAZEK | G | 32 | 0 | 2 | 2 | 0 | 2 | 0 | 0 | 0 | 0 |
| 32 | COLIN CAMPBELL | F | 13 | 1 | 0 | 1 | -2 | 5 | 0 | 0 | 1 | 18 |
| 31 | JARED COREAU | G | 5 | 0 | 1 | 1 | 0 | 0 | 0 | 0 | 0 | 0 |
| 39 | MAREK TVRDON | LW | 1 | 0 | 0 | 0 | 0 | 0 | 0 | 0 | 0 | 3 |
| 46 | MATTIAS BACKMAN | D | 2 | 0 | 0 | 0 | -1 | 0 | 0 | 0 | 0 | 1 |
| 9 | DARREN HELM | C | 2 | 0 | 0 | 0 | 0 | 0 | 0 | 0 | 0 | 4 |
| 38 | MATTIAS JANMARK | C | 2 | 0 | 0 | 0 | 1 | 2 | 0 | 0 | 0 | 3 |
| 37 | MIKAEL SAMUELSSON | RW | 2 | 0 | 0 | 0 | -4 | 0 | 0 | 0 | 0 | 8 |
| 42 | RICHARD NEDOMLEL | D | 3 | 0 | 0 | 0 | -2 | 2 | 0 | 0 | 0 | 1 |
| 37 | ZACH NASTASIUK | RW | 5 | 0 | 0 | 0 | -2 | 0 | 0 | 0 | 0 | 6 |

| NO. | PLAYER | GP | MIN | GAA | W | L | SOL | SO | GA | SVS | SPCT |
|-----|--------------|----|---------|------|----|----|-----|----|----|-------|-------|
| 34 | PETR MRAZEK | 32 | 1829:52 | 2.10 | 22 | 9 | 1 | 3 | 64 | 774 | 0.924 |
| 30 | TOM MCCOLLUM | 46 | 2560:46 | 2.30 | 24 | 12 | 4 | 2 | 98 | 1,158 | 0.922 |
| 31 | JARED COREAU | 5 | 205:06 | 4.39 | 0 | 4 | 0 | 0 | 15 | 103 | 0.873 |



2013-14 PLAYOFF STATISTICS

| NO. | PLAYER | POS | GP | G | A | PTS | +/- | PIM | PPG | SHG | GWG | SH |
|-----|--------------------|-----|----|---|---|-----|-----|-----|-----|-----|-----|----|
| 6 | TEEMU PULKKINEN | RW | 10 | 5 | 6 | 11 | 8 | 10 | 2 | 0 | 0 | 28 |
| 18 | CORY EMMERTON | C | 10 | 2 | 7 | 9 | 4 | 2 | 1 | 1 | 1 | 24 |
| 28 | TOMAS JURCO | LW | 8 | 5 | 2 | 7 | -5 | 11 | 2 | 0 | 0 | 24 |
| 11 | ANDREJ NESTRASIL | C | 10 | 4 | 2 | 6 | 4 | 4 | 0 | 0 | 2 | 26 |
| 46 | MATTIAS BACKMAN | D | 10 | 1 | 5 | 6 | -6 | 2 | 0 | 0 | 0 | 12 |
| 10 | JEFF HOGGAN | LW | 10 | 4 | 1 | 5 | -4 | 12 | 1 | 0 | 0 | 23 |
| 7 | RYAN SPROUL | D | 10 | 2 | 3 | 5 | 2 | 4 | 1 | 0 | 1 | 24 |
| 15 | MITCH CALLAHAN | LW | 8 | 1 | 4 | 5 | -5 | 6 | 1 | 0 | 0 | 14 |
| 19 | RILEY SHEAHAN | C | 8 | 1 | 4 | 5 | -5 | 0 | 1 | 0 | 1 | 21 |
| 4 | NATHAN PAETSCH | D | 10 | 0 | 5 | 5 | 2 | 4 | 0 | 0 | 0 | 12 |
| 29 | LANDON FERRARO | RW | 9 | 1 | 2 | 3 | -4 | 2 | 0 | 0 | 0 | 15 |
| 26 | DAVID MCINTYRE | C | 10 | 1 | 1 | 2 | 0 | 9 | 0 | 0 | 0 | 13 |
| 21 | TREVOR PARKES | RW | 3 | 1 | 0 | 1 | 2 | 12 | 0 | 0 | 0 | 8 |
| 20 | GLEASON FOURNIER | D | 1 | 0 | 1 | 1 | 2 | 2 | 0 | 0 | 0 | 0 |
| 22 | JORDIN TOOTOO | RW | 4 | 0 | 1 | 1 | -3 | 4 | 0 | 0 | 0 | 4 |
| 47 | ANDREAS ATHANASIOU | LW | 6 | 0 | 1 | 1 | 2 | 6 | 0 | 0 | 0 | 9 |
| 38 | MATTIAS JANMARK | C | 6 | 0 | 1 | 1 | -1 | 0 | 0 | 0 | 0 | 12 |
| 37 | ZACH NASTASIUK | RW | 7 | 0 | 1 | 1 | -1 | 0 | 0 | 0 | 0 | 11 |
| 14 | NICK JENSEN | D | 10 | 0 | 1 | 1 | -3 | 2 | 0 | 0 | 0 | 16 |
| 5 | ADAM ALMQUIST | D | 1 | 0 | 0 | 0 | 0 | 0 | 0 | 0 | 0 | 0 |
| 30 | TOM MCCOLLUM | G | 1 | 0 | 0 | 0 | 0 | 0 | 0 | 0 | 0 | 0 |
| 32 | COLIN CAMPBELL | F | 3 | 0 | 0 | 0 | 1 | 2 | 0 | 0 | 0 | 1 |
| 27 | MARTIN FRK | RW | 4 | 0 | 0 | 0 | -4 | 0 | 0 | 0 | 0 | 4 |
| 23 | TRISTON GRANT | LW | 4 | 0 | 0 | 0 | 0 | 4 | 0 | 0 | 0 | 4 |
| 16 | XAVIER OUELLET | D | 8 | 0 | 0 | 0 | -5 | 4 | 0 | 0 | 0 | 12 |
| 44 | BRENNAN EVANS | D | 10 | 0 | 0 | 0 | 2 | 30 | 0 | 0 | 0 | 7 |

| NO. | PLAYER | GP | MIN | GAA | W | L | SOL | \$O | GA | SVS | SPCT |
|-----|--------------|----|--------|------|---|---|-----|-----|----|-----|-------|
| 34 | PETR MRAZEK | 10 | 599:32 | 2.80 | 5 | 5 | 0 | 0 | 28 | 288 | 0.911 |
| 30 | TOM MCCOLLUM | 1 | 34:17 | 3.5 | 0 | 0 | 0 | 0 | 2 | 14 | 0.875 |

2014-15 DETROIT RED WINGS ROSTER

| FORWARDS | | | | | | |
|-------------|------|-------------------|------|-----|----------|-------------------------|
| NO. | POS. | PLAYER | HT. | WT. | D.O.B. | BIRTHPLACE |
| 8 | LW | Justin Abdelkader | 6-1 | 219 | 2/25/87 | Muskegon, MI |
| 13 | C | Pavel Datsyuk | 5-11 | 198 | 7/20/78 | Sverdlovsk, Russia |
| 14 | RW | Gustav Nyquist | 5-11 | 185 | 9/1/89 | Halmstad, Sweden |
| 15 | C | Riley Sheahan | 6-2 | 212 | 12/7/91 | St. Catharines, ON |
| 17 | RW | Daniel Cleary | 6-0 | 208 | 12/18/78 | Carbonear, NL |
| 18 | C | Joakim Andersson | 6-2 | 206 | 2/5/89 | Munkedal, Sweden |
| 20 | LW | Drew Miller | 6-2 | 178 | 2/17/84 | Dover, NJ |
| 21 | LW | Tomas Tatar | 5-10 | 186 | 12/1/90 | Ilava, Slovakia |
| 26 | RW | Tomas Jurco | 6-2 | 193 | 12/28/92 | Kosice, Slovakia |
| 40 | C | Henrik Zetterberg | 5-11 | 197 | 10/9/80 | Njurunda, Sweden |
| 41 | C | Luke Glendening | 5-11 | 195 | 4/28/89 | Grand Rapids, MI |
| 43 | C | Darren Helm | 5-11 | 192 | 1/21/87 | St. Andrews, MB |
| 90 | C | Stephen Weiss | 5-11 | 190 | 4/3/83 | Toronto, ON |
| 93 | RW | Johan Franzen | 6-3 | 223 | 12/23/79 | Vetlanda, Sweden |
| DEFENSEMEN | | | | | | |
| NO. | POS. | PLAYER | HT. | WT. | D.O.B. | BIRTHPLACE |
| 2 | D | Brendan Smith | 6-2 | 198 | 2/8/89 | Mimico, ON |
| 4 | D | Jakub Kindl | 6-3 | 216 | 2/10/87 | Sumperk, Czech Republic |
| 23 | D | Brian Lashoff | 6-3 | 212 | 7/16/90 | Albany, NY |
| 27 | D | Kyle Quincey | 6-2 | 207 | 8/12/85 | Kitchener, ON |
| 52 | D | Jonathan Ericsson | 6-4 | 221 | 3/2/84 | Karlskrona, Sweden |
| 55 | D | Niklas Kronwall | 6-0 | 190 | 1/12/81 | Stockholm, Sweden |
| 65 | D | Danny DeKeyser | 6-3 | 190 | 3/7/90 | Macomb, MI |
| GOALTENDERS | | | | | | |
| NO. | POS. | PLAYER | HT. | WT. | D.O.B. | BIRTHPLACE |
| 35 | G | Jimmy Howard | 6-0 | 218 | 3/26/84 | Syracuse, NY |
| 50 | G | Jonas Gustavsson | 6-3 | 192 | 10/24/84 | Danderyd, SWE |

2014-15 DETROIT RED WINGS ROSTER

| FORWARDS | | | | | | | |
|-------------------|-------------|-------------------|----------------------------|-----------|----------|----------|------------|
| NO. | POS. | PLAYER | 2013-14 LEAGUE/TEAM | GP | G | A | PTS |
| 8 | LW | Justin Abdelkader | Detroit (NHL) | 70 | 10 | 18 | 28 |
| 13 | C | Pavel Datsyuk | Detroit (NHL) | 45 | 17 | 20 | 37 |
| 14 | RW | Gustav Nyquist | Detroit (NHL) | 57 | 28 | 20 | 48 |
| 15 | C | Riley Sheahan | Detroit (NHL) | 42 | 9 | 15 | 24 |
| 17 | RW | Daniel Cleary | Detroit (NHL) | 52 | 4 | 4 | 8 |
| 18 | C | Joakim Andersson | Detroit (NHL) | 65 | 8 | 9 | 17 |
| 20 | LW | Drew Miller | Detroit (NHL) | 82 | 7 | 8 | 15 |
| 21 | LW | Tomas Tatar | Detroit (NHL) | 73 | 19 | 20 | 39 |
| 26 | RW | Tomas Jurco | Detroit (NHL) | 36 | 8 | 7 | 15 |
| 40 | C | Henrik Zetterberg | Detroit (NHL) | 45 | 16 | 32 | 48 |
| 41 | C | Luke Glendening | Detroit (NHL) | 56 | 1 | 6 | 7 |
| 43 | C | Darren Helm | Detroit (NHL) | 42 | 12 | 8 | 20 |
| 90 | C | Stephen Weiss | Detroit (NHL) | 26 | 2 | 2 | 4 |
| 93 | RW | Johan Franzen | Detroit (NHL) | 54 | 16 | 24 | 41 |
| DEFENSEMEN | | | | | | | |
| NO. | POS. | PLAYER | 2013-14 LEAGUE/TEAM | GP | G | A | PTS |
| 2 | D | Brendan Smith | Detroit (NHL) | 71 | 5 | 15 | 19 |
| 4 | D | Jakub Kindl | Detroit (NHL) | 66 | 2 | 17 | 19 |
| 23 | D | Brian Lashoff | Detroit (NHL) | 75 | 1 | 5 | 6 |
| 27 | D | Kyle Quincey | Detroit (NHL) | 82 | 4 | 9 | 13 |
| 52 | D | Jonathan Ericsson | Detroit (NHL) | 48 | 1 | 10 | 11 |
| 55 | D | Niklas Kronwall | Detroit (NHL) | 79 | 8 | 41 | 49 |
| 65 | D | Danny DeKeyser | Detroit (NHL) | 65 | 4 | 19 | 23 |
| GOALIES | | | | | | | |
| NO. | POS. | PLAYER | 2013-14 LEAGUE/TEAM | GP | G | A | PTS |
| 35 | G | Jimmy Howard | Detroit (NHL) | 51 | 21-19-11 | 2.66 | .910 |
| 50 | G | Jonas Gustavsson | Detroit (NHL) | 27 | 16-5-4 | 2.63 | .907 |

EASTERN CONFERENCE

ATLANTIC DIVISION

| | GP | W | L | OT | Pts | GF | GA | Home/Away |
|--------------------------|-----------|-----------|-----------|-----------|-----------|------------|------------|-------------------------|
| Boston Bruins | 82 | 54 | 19 | 9 | 117 | 261 | 177 | 31-7-3 23-12-6 |
| Tampa Bay Lightning | 82 | 46 | 27 | 9 | 101 | 240 | 215 | 25-10-6 21-17-3 |
| Montreal Canadiens | 82 | 46 | 28 | 8 | 100 | 215 | 204 | 23-13-5 23-15-3 |
| DETROIT RED WINGS | 82 | 39 | 28 | 15 | 93 | 222 | 230 | 18-13-10 21-15-5 |
| Ottawa Senators | 82 | 37 | 31 | 14 | 88 | 236 | 265 | 18-17-6 19-14-8 |
| Toronto Maple Leafs | 82 | 38 | 36 | 8 | 84 | 231 | 256 | 24-16-1 14-20-7 |
| Florida Panthers | 82 | 29 | 45 | 8 | 66 | 196 | 268 | 16-20-5 13-25-3 |
| Buffalo Sabres | 82 | 21 | 51 | 10 | 52 | 157 | 248 | 13-21-7 8-30-3 |

METROPOLITAN DIVISION

| | GP | W | L | OT | Pts | GF | GA | Home/Away |
|-----------------------|----|----|----|----|-----|-----|-----|-----------------|
| Pittsburgh Penguins | 82 | 51 | 24 | 7 | 109 | 249 | 207 | 28-9-4 23-15-3 |
| New York Rangers | 82 | 45 | 31 | 6 | 96 | 218 | 193 | 20-17-4 25-14-2 |
| Philadelphia Flyers | 82 | 42 | 30 | 10 | 94 | 236 | 235 | 24-14-3 18-16-7 |
| Columbus Blue Jackets | 82 | 43 | 32 | 7 | 93 | 231 | 216 | 22-15-4 21-17-3 |
| Washington Capitals | 82 | 38 | 30 | 14 | 90 | 235 | 240 | 21-13-7 17-17-7 |
| New Jersey Devils | 82 | 35 | 29 | 18 | 88 | 197 | 208 | 21-11-9 14-18-9 |
| Carolina Hurricanes | 82 | 36 | 35 | 11 | 83 | 207 | 230 | 18-17-6 18-18-5 |
| New York Islanders | 82 | 34 | 37 | 11 | 79 | 225 | 267 | 13-19-9 21-18-2 |

WESTERN CONFERENCE

CENTRAL DIVISION

| | GP | W | L | OT | Pts | GF | GA | Home/Away |
|---------------------|----|----|----|----|-----|-----|-----|-----------------|
| Colorado Avalanche | 82 | 52 | 22 | 8 | 112 | 250 | 220 | 26-11-4 26-11-4 |
| St. Louis Blues | 82 | 52 | 23 | 7 | 111 | 248 | 191 | 28-9-4 24-14-3 |
| Chicago Blackhawks | 82 | 46 | 21 | 15 | 107 | 267 | 220 | 27-7-7 19-14-8 |
| Minnesota Wild | 82 | 43 | 27 | 12 | 98 | 207 | 206 | 26-10-5 17-7-7 |
| Dallas Stars | 82 | 40 | 31 | 11 | 91 | 235 | 228 | 23-11-7 17-20-4 |
| Nashville Predators | 82 | 38 | 32 | 12 | 88 | 216 | 242 | 19-17-5 19-15-7 |
| Winnipeg Jets | 82 | 37 | 35 | 10 | 84 | 227 | 237 | 18-17-6 19-18-4 |

PACIFIC DIVISION

| | GP | W | L | OT | Pts | GF | GA | Home/Away |
|-------------------|----|----|----|----|-----|-----|-----|------------------|
| Anaheim Ducks | 82 | 54 | 20 | 8 | 116 | 266 | 209 | 29-8-4 25-12-4 |
| San Jose Sharks | 82 | 51 | 22 | 9 | 111 | 249 | 200 | 29-7-5 22-15-4 |
| Los Angeles Kings | 82 | 46 | 28 | 8 | 100 | 206 | 174 | 23-14-4 23-14-4 |
| Phoenix Coyotes | 82 | 37 | 30 | 15 | 89 | 216 | 231 | 22-14-5 15-16-10 |
| Vancouver Canucks | 82 | 36 | 35 | 11 | 83 | 196 | 223 | 20-15-6 16-20-5 |
| Calgary Flames | 82 | 35 | 40 | 7 | 77 | 209 | 241 | 19-19-3 16-21-4 |
| Edmonton Oilers | 82 | 29 | 44 | 9 | 67 | 203 | 270 | 16-22-3 13-22-6 |

2013-14 NHL SEASON SCORING LEADERS

| | PLAYER | TEAM | POS | GP | G | A | P | +/- | PIM | PP | SH | GW | OT | S | S% | TOI/G |
|----|-------------------|---------------|-----|----|----|----|-----|-----|-----|----|----|----|----|-----|------|-------|
| 1 | Sidney Crosby | PIT | C | 80 | 36 | 68 | 104 | 18 | 46 | 11 | 0 | 5 | 1 | 259 | 13.9 | 21:58 |
| 2 | Ryan Getzlaf | ANA | C | 77 | 31 | 56 | 87 | 28 | 31 | 5 | 0 | 7 | 1 | 204 | 15.2 | 21:17 |
| 3 | Claude Giroux | PHI | C | 82 | 28 | 58 | 86 | 7 | 46 | 7 | 0 | 7 | 1 | 223 | 12.6 | 20:26 |
| 4 | Tyler Seguin | DAL | C | 80 | 37 | 47 | 84 | 16 | 18 | 11 | 0 | 8 | 0 | 294 | 12.6 | 19:20 |
| 5 | Corey Perry | ANA | R | 81 | 43 | 39 | 82 | 32 | 65 | 8 | 0 | 9 | 1 | 280 | 15.4 | 19:28 |
| 6 | Phil Kessel | TOR | R | 82 | 37 | 43 | 80 | -5 | 27 | 8 | 0 | 6 | 0 | 305 | 12.1 | 20:39 |
| 7 | Taylor Hall | EDM | L | 75 | 27 | 53 | 80 | -15 | 44 | 7 | 0 | 1 | 1 | 250 | 10.8 | 20:00 |
| 8 | Alex Ovechkin | WSH | R | 78 | 51 | 28 | 79 | -35 | 48 | 24 | 0 | 10 | 3 | 386 | 13.2 | 20:32 |
| 9 | Joe Pavelski | SJS | C | 82 | 41 | 38 | 79 | 23 | 32 | 16 | 1 | 3 | 0 | 225 | 18.2 | 19:51 |
| 10 | Jamie Benn | DAL | L | 81 | 34 | 45 | 79 | 21 | 64 | 5 | 1 | 3 | 1 | 279 | 12.2 | 19:09 |
| 11 | Nicklas Backstrom | WSH | C | 82 | 18 | 61 | 79 | -20 | 54 | 6 | 1 | 1 | 0 | 196 | 9.2 | 19:48 |
| 12 | Patrick Sharp | CHI | L | 82 | 34 | 44 | 78 | 13 | 40 | 10 | 0 | 3 | 1 | 313 | 10.9 | 18:53 |
| 13 | Joe Thornton | SJS | C | 82 | 11 | 65 | 76 | 20 | 32 | 2 | 0 | 3 | 1 | 122 | 9.0 | 18:55 |
| 14 | Erik Karlsson | OTT | D | 82 | 20 | 54 | 74 | -15 | 36 | 5 | 0 | 1 | 0 | 257 | 7.8 | 27:04 |
| 15 | Evgeni Malkin | PIT | C | 60 | 23 | 49 | 72 | 10 | 62 | 7 | 0 | 3 | 0 | 191 | 12.0 | 20:03 |
| 16 | Patrick Marleau | SJS | L | 82 | 33 | 37 | 70 | 0 | 18 | 11 | 2 | 4 | 0 | 285 | 11.6 | 20:31 |
| 17 | Anze Kopitar | LAK | C | 82 | 29 | 41 | 70 | 34 | 24 | 10 | 0 | 9 | 2 | 200 | 14.5 | 20:53 |
| 18 | Matt Duchene | COL | C | 71 | 23 | 47 | 70 | 8 | 19 | 5 | 0 | 6 | 1 | 217 | 10.6 | 18:29 |
| 19 | Martin St. Louis | TBL, NYR | R | 81 | 30 | 39 | 69 | 13 | 10 | 9 | 1 | 5 | 1 | 204 | 14.7 | 20:56 |
| 20 | Patrick Kane | CHI | R | 69 | 29 | 40 | 69 | 7 | 22 | 10 | 0 | 6 | 0 | 227 | 12.8 | 19:36 |
| 21 | Blake Wheeler | WPG | R | 82 | 28 | 41 | 69 | 4 | 63 | 8 | 0 | 4 | 2 | 225 | 12.4 | 18:41 |
| 22 | Kyle Okposo | NYI | R | 71 | 27 | 42 | 69 | -9 | 51 | 5 | 0 | 4 | 1 | 195 | 13.8 | 20:26 |
| 23 | David Krejci | BOS | C | 80 | 19 | 50 | 69 | 39 | 28 | 3 | 0 | 6 | 1 | 169 | 11.2 | 19:07 |
| 24 | Chris Kunitz | PIT | L | 78 | 35 | 33 | 68 | 25 | 66 | 13 | 0 | 8 | 0 | 218 | 16.1 | 19:09 |
| 25 | Jonathan Toews | CHI | C | 76 | 28 | 40 | 68 | 26 | 34 | 5 | 3 | 5 | 0 | 193 | 14.5 | 20:28 |
| 26 | Thomas Vanek | BUF, NYI, MTL | L | 78 | 27 | 41 | 68 | 7 | 46 | 8 | 0 | 4 | 0 | 248 | 10.9 | 19:21 |
| 27 | Jaromir Jagr | NJD | R | 82 | 24 | 43 | 67 | 16 | 46 | 5 | 0 | 6 | 1 | 231 | 10.4 | 19:09 |
| 28 | John Tavares | NYI | C | 59 | 24 | 42 | 66 | -6 | 40 | 8 | 0 | 4 | 0 | 188 | 12.8 | 21:14 |
| 29 | Jason Spezza | OTT | C | 75 | 23 | 43 | 66 | -26 | 46 | 9 | 0 | 5 | 0 | 223 | 10.3 | 18:12 |
| 30 | Jordan Eberle | EDM | R | 80 | 28 | 37 | 65 | -11 | 18 | 7 | 1 | 4 | 1 | 200 | 14.0 | 19:32 |

2013-14 NHL SEASON GOALTENDING LEADERS

WINS (MINIMUM 25 GAMES PLAYED)

| | PLAYER | TEAM | GP | GS | SA | GA | GAA | W | L | OT | SV | SV% | SO | TOI |
|----|---------------------|------------|-----------|-----------|--------------|------------|-------------|-----------|-----------|-----------|--------------|-------------|----------|-----------------|
| 1 | Semyon Varlamov | COL | 63 | 60 | 2,013 | 146 | 2.41 | 41 | 14 | 6 | 1,867 | .927 | 2 | 3,639:46 |
| 2 | Marc-Andre Fleury | PIT | 64 | 64 | 1,774 | 150 | 2.37 | 39 | 18 | 5 | 1,624 | .915 | 5 | 3,792:24 |
| 3 | Antti Niemi | SJS | 64 | 64 | 1,705 | 149 | 2.39 | 39 | 17 | 7 | 1,556 | .913 | 4 | 3,740:17 |
| 4 | Ben Bishop | TBL | 63 | 63 | 1,758 | 133 | 2.23 | 37 | 14 | 7 | 1,625 | .924 | 5 | 3,586:21 |
| 5 | Tuukka Rask | BOS | 58 | 58 | 1,641 | 115 | 2.04 | 36 | 15 | 6 | 1,526 | .930 | 7 | 3,386:21 |
| 6 | Carey Price | MTL | 59 | 59 | 1,828 | 134 | 2.32 | 34 | 20 | 5 | 1,694 | .927 | 6 | 3,464:22 |
| 7 | Henrik Lundqvist | NYR | 63 | 62 | 1,810 | 144 | 2.36 | 33 | 24 | 5 | 1,666 | .920 | 5 | 3,655:19 |
| 8 | Kari Lehtonen | DAL | 65 | 64 | 1,888 | 153 | 2.41 | 33 | 20 | 10 | 1,735 | .919 | 5 | 3,803:59 |
| 9 | Steve Mason | PHI | 61 | 60 | 1,751 | 145 | 2.50 | 33 | 18 | 7 | 1,606 | .917 | 4 | 3,485:36 |
| 10 | Corey Crawford | CHI | 59 | 56 | 1,533 | 128 | 2.26 | 32 | 16 | 10 | 1,405 | .917 | 2 | 3,395:01 |
| 11 | Sergei Bobrovsky | CBJ | 58 | 58 | 1,699 | 131 | 2.38 | 32 | 20 | 5 | 1,568 | .923 | 5 | 3,299:26 |
| 12 | Jaroslav Halak | STL, WSH | 52 | 50 | 1,385 | 110 | 2.25 | 29 | 13 | 7 | 1,275 | .921 | 5 | 2,938:35 |
| 13 | Jonas Hiller | ANA | 50 | 50 | 1,348 | 120 | 2.48 | 29 | 13 | 7 | 1,228 | .911 | 5 | 2,908:48 |
| 14 | Jonathan Quick | LAK | 49 | 49 | 1,183 | 100 | 2.07 | 27 | 17 | 4 | 1,083 | .915 | 6 | 2,904:26 |
| 15 | Mike Smith | PHX | 62 | 61 | 1,871 | 159 | 2.64 | 27 | 21 | 10 | 1,712 | .915 | 3 | 3,609:58 |
| 16 | Jonathan Bernier | TOR | 55 | 49 | 1,787 | 138 | 2.68 | 26 | 19 | 7 | 1,649 | .923 | 1 | 3,083:34 |
| 17 | Roberto Luongo | VAN, FLA | 56 | 56 | 1,589 | 129 | 2.40 | 25 | 23 | 7 | 1,460 | .919 | 4 | 3,222:20 |
| 18 | Ryan Miller | BUF, STL | 59 | 59 | 1,885 | 154 | 2.64 | 25 | 30 | 4 | 1,731 | .918 | 1 | 3,500:17 |
| 19 | Craig Anderson | OTT | 53 | 52 | 1,680 | 150 | 3.00 | 25 | 16 | 8 | 1,530 | .911 | 4 | 2,999:44 |
| 20 | Braden Holtby | WSH | 48 | 45 | 1,475 | 126 | 2.85 | 23 | 15 | 4 | 1,349 | .915 | 4 | 2,656:20 |
| 21 | Ondrej Pavelec | WPG | 57 | 57 | 1,644 | 163 | 3.01 | 22 | 26 | 7 | 1,481 | .901 | 1 | 3,247:58 |
| 22 | JIMMY HOWARD | DET | 51 | 50 | 1,482 | 133 | 2.66 | 21 | 19 | 11 | 1,349 | .910 | 2 | 3,003:48 |
| 23 | Frederik Andersen | ANA | 28 | 24 | 783 | 60 | 2.29 | 20 | 5 | 0 | 723 | .923 | 0 | 1,569:26 |
| 24 | Carter Hutton | NSH | 40 | 34 | 1006 | 91 | 2.62 | 20 | 11 | 4 | 915 | .910 | 1 | 2,085:17 |
| 25 | Anton Khudobin | CAR | 36 | 34 | 1,076 | 80 | 2.30 | 19 | 14 | 1 | 996 | .926 | 1 | 2,084:18 |
| 26 | Martin Brodeur | NJD | 39 | 39 | 971 | 96 | 2.51 | 19 | 14 | 6 | 875 | .901 | 3 | 2,296:49 |
| 27 | Josh Harding | MIN | 29 | 26 | 690 | 46 | 1.65 | 18 | 7 | 3 | 644 | .933 | 3 | 1,667:40 |
| 28 | Brian Elliott | STL | 31 | 25 | 681 | 53 | 1.96 | 18 | 6 | 2 | 628 | .922 | 4 | 1,624:19 |
| 29 | Tim Thomas | FLA, DAL | 48 | 46 | 1,390 | 128 | 2.88 | 18 | 24 | 4 | 1,262 | .908 | 0 | 2,662:26 |
| 30 | Chad Johnson | BOS | 27 | 23 | 708 | 53 | 2.10 | 17 | 4 | 3 | 655 | .925 | 2 | 1,510:49 |

2014-15 DETROIT RED WINGS MOMENTS

RED WINGS EXTEND POSTSEASON STREAK TO 23



The Red Wings dropped a 4-3 shootout decision to Pittsburgh on April 9, but a goal by Riley Sheahan in the last minute of regulation gave Detroit the point it needed to clinch its 23rd consecutive playoff berth, a mark which stands as the longest streak in all of North American professional sports.

2013-14 NHL AWARD WINNERS



Sidney Crosby

Pittsburgh Penguins

Hart Memorial Trophy

(League MVP)

Art Ross Trophy

(Leading Scorer)

Ted Lindsay Award

(NHLPA Outstanding Player)



Alexander Ovechkin

Washington Capitals

Maurice Richard Trophy

(Goals Leader)



2013-14 NHL AWARD WINNERS



Tuukka Rask
Boston Bruins
Vezina Trophy
(Top Goaltender)



Jonathan Quick
Los Angeles Kings
Jennings Trophy
(Fewest Goals Allowed)



Ryan O'Reilly
Colorado Avalanche
Lady Byng Trophy
(Sportsmanship)




Patrice Bergeron
Boston Bruins
Frank J. Selke Trophy
(Top Defensive Forward)



Dustin Brown
Los Angeles Kings
Messier Leadership Award
(Leadership)



Duncan Keith
Chicago Blackhawks
Norris Trophy
(Top Defenseman)



Nathan MacKinnon
Colorado Avalanche
Calder Trophy
(Rookie)



Dominic Moore
New York Rangers
Masterton Trophy
(Perseverance)



Andrew Ference
Edmonton Oilers
King Clancy Trophy
(Humanitarian Contributions)



Patrick Roy
Colorado Avalanche
Jack Adams Trophy
(Outstanding Coach)

2013-14 STANLEY CUP PLAYOFFS RESULTS



EASTERN CONFERENCE QUARTERFINALS

(ALL BEST-OF-SEVEN SERIES)

SERIES 'A' (BOSTON BRUINS WIN SERIES 4-1)

| | | | | | | |
|------|---------|---------|----|----|---------|---|
| FRI. | APR. 18 | DETROIT | 1 | AT | BOSTON | 0 |
| SUN. | APR. 20 | DETROIT | 1 | AT | BOSTON | 4 |
| TUE. | APR. 22 | BOSTON | 3 | AT | DETROIT | 0 |
| THU. | APR. 24 | BOSTON | 3* | AT | DETROIT | 2 |
| SAT. | APR. 26 | DETROIT | 2 | AT | BOSTON | 4 |

*JAROME IGINLA SCORED AT 13:32 OF OT

SERIES 'B' (MONTREAL CANADIENS WIN SERIES 4-0)

| | | | | | | |
|------|---------|-----------|----|----|-----------|---|
| WED. | APR. 16 | MONTREAL | 5* | AT | TAMPA BAY | 4 |
| FRI. | APR. 18 | MONTREAL | 4 | AT | TAMPA BAY | 1 |
| SUN. | APR. 20 | TAMPA BAY | 2 | AT | MONTREAL | 3 |
| TUE. | APR. 22 | TAMPA BAY | 3 | AT | MONTREAL | 4 |

*DALE WEISE SCORED AT 18:08 OF OT

SERIES 'C' (PITTSBURGH PENGUINS WIN SERIES 4-2)

| | | | | | | |
|------|---------|------------|----|----|------------|-----|
| WED. | APR. 16 | COLUMBUS | 3 | AT | PITTSBURGH | 4 |
| SAT. | APR. 19 | COLUMBUS | 4* | AT | PITTSBURGH | 3 |
| MON. | APR. 21 | PITTSBURGH | 4 | AT | COLUMBUS | 3 |
| WED. | APR. 23 | PITTSBURGH | 3 | AT | COLUMBUS | 4** |
| SAT. | APR. 26 | COLUMBUS | 1 | AT | PITTSBURGH | 3 |
| MON. | APR. 28 | PITTSBURGH | 4 | AT | COLUMBUS | 3 |

*MATT CALVERT SCORED AT 1:10 OF 2ND OT

**NICK FOLIGNO SCORED AT 2:49 OF OT

SERIES 'D' (NEW YORK RANGERS WIN SERIES 4-3)

| | | | | | | |
|------|---------|--------------|---|----|--------------|---|
| THU. | APR. 17 | PHILADELPHIA | 1 | AT | NY RANGERS | 4 |
| SUN. | APR. 20 | PHILADELPHIA | 4 | AT | NY RANGERS | 2 |
| TUE. | APR. 22 | NY RANGERS | 4 | AT | PHILADELPHIA | 1 |
| FRI. | APR. 25 | NY RANGERS | 1 | AT | PHILADELPHIA | 2 |
| SUN. | APR. 27 | PHILADELPHIA | 2 | AT | NY RANGERS | 4 |
| TUE. | APR. 29 | NY RANGERS | 2 | AT | PHILADELPHIA | 5 |
| WED. | APR. 30 | PHILADELPHIA | 1 | AT | NY RANGERS | 2 |

2013-14 STANLEY CUP PLAYOFFS RESULTS



WESTERN CONFERENCE QUARTERFINALS

(ALL BEST-OF-SEVEN SERIES)

SERIES 'E' (MINNESOTA WILD WIN SERIES 4-3)

| | | | | | | |
|------|---------|-----------|---|----|-----------|-------|
| THU. | APR. 17 | MINNESOTA | 4 | AT | COLORADO | 5* |
| SAT. | APR. 19 | MINNESOTA | 2 | AT | COLORADO | 4 |
| MON. | APR. 21 | COLORADO | 0 | AT | MINNESOTA | 1** |
| THU. | APR. 24 | COLORADO | 1 | AT | MINNESOTA | 2 |
| SAT. | APR. 26 | MINNESOTA | 3 | AT | COLORADO | 4*** |
| MON. | APR. 28 | COLORADO | 2 | AT | MINNESOTA | 5 |
| WED. | APR. 30 | MINNESOTA | 5 | AT | COLORADO | 4**** |

*PAUL STASTNY SCORED AT 7:27 OF OT

**MIKAEL GRANLUND SCORED AT 5:08 OF OT

***NATHAN MACKINNON SCORED AT 3:27 OF OT

****NINO NIEDERREITER SCORED AT 5:02 OF OT

SERIES 'F' (CHICAGO BLACKHAWKS WIN SERIES 4-2)

| | | | | | | |
|------|---------|-----------|-------|----|-----------|------|
| THU. | APR. 17 | CHICAGO | 3 | AT | ST. LOUIS | 4* |
| SAT. | APR. 19 | CHICAGO | 3 | AT | ST. LOUIS | 4** |
| MON. | APR. 21 | ST. LOUIS | 0 | AT | CHICAGO | 2 |
| WED. | APR. 23 | ST. LOUIS | 3 | AT | CHICAGO | 4*** |
| FRI. | APR. 25 | CHICAGO | 3**** | AT | ST. LOUIS | 2 |
| SUN. | APR. 27 | ST. LOUIS | 1 | AT | CHICAGO | 5 |

*ALEXANDER STEEN SCORED 0:26 OF 3RD OT

**BARRET JACKMAN SCORED AT 5:50 OF OT

***PATRICK KANE SCORED AT 11:17 OF OT

****JONATHAN TOEWS SCORED AT 7:36 OF OT

SERIES 'G' (ANAHEIM DUCKS WIN SERIES 4-2)

| | | | | | | |
|------|---------|---------|----|----|---------|---|
| WED. | APR. 16 | DALLAS | 3 | AT | ANAHEIM | 4 |
| FRI. | APR. 18 | DALLAS | 2 | AT | ANAHEIM | 3 |
| MON. | APR. 21 | ANAHEIM | 0 | AT | DALLAS | 3 |
| WED. | APR. 23 | ANAHEIM | 2 | AT | DALLAS | 4 |
| FRI. | APR. 25 | DALLAS | 2 | AT | ANAHEIM | 6 |
| SUN. | APR. 27 | ANAHEIM | 5* | AT | DALLAS | 4 |

*NICK BONINO SCORED AT 2:47 OF OT

SERIES 'H' (LOS ANGELES KINGS WIN SERIES 4-3)

| | | | | | | |
|------|---------|-------------|----|----|-------------|---|
| THU. | APR. 17 | LOS ANGELES | 3 | AT | SAN JOSE | 6 |
| SUN. | APR. 20 | LOS ANGELES | 2 | AT | SAN JOSE | 7 |
| TUE. | APR. 22 | SAN JOSE | 4* | AT | LOS ANGELES | 3 |
| THU. | APR. 24 | SAN JOSE | 3 | AT | LOS ANGELES | 6 |
| SAT. | APR. 26 | LOS ANGELES | 3 | AT | SAN JOSE | 0 |
| MON. | APR. 28 | SAN JOSE | 1 | AT | LOS ANGELES | 4 |
| WED. | APR. 30 | LOS ANGELES | 5 | AT | SAN JOSE | 1 |

*PATRICK MARLEAU SCORED AT 6:20 OF OT

EASTERN CONFERENCE SEMIFINALS

SERIES 'I' (MONTREAL CANADIENS WIN SERIES 4-3)

| | | | | | | |
|------|--------|----------|----|----|----------|---|
| THU. | MAY 1 | MONTREAL | 4* | AT | BOSTON | 3 |
| SAT. | MAY 3 | MONTREAL | 3 | AT | BOSTON | 5 |
| TUE. | MAY 6 | BOSTON | 2 | AT | MONTREAL | 4 |
| THU. | MAY 8 | BOSTON | 1* | AT | MONTREAL | 0 |
| SAT. | MAY 10 | MONTREAL | 2 | AT | BOSTON | 4 |
| MON. | MAY 12 | BOSTON | 0 | AT | MONTREAL | 4 |
| WED. | MAY 14 | MONTREAL | 3 | AT | BOSTON | 1 |

*P.K. SUBBAN SCORED AT 4:17 OF 2ND OT

**MATT FRASER SCORED AT 1:19 OF OT

SERIES 'J' (NEW YORK RANGERS WIN SERIES 4-3)

| | | | | | | |
|------|--------|------------|----|----|------------|---|
| FRI. | MAY 2 | NY RANGERS | 3* | AT | PITTSBURGH | 2 |
| SUN. | MAY 4 | NY RANGERS | 0 | AT | PITTSBURGH | 3 |
| MON. | MAY 5 | PITTSBURGH | 2 | AT | NY RANGERS | 0 |
| WED. | MAY 7 | PITTSBURGH | 4 | AT | NY RANGERS | 2 |
| FRI. | MAY 9 | NY RANGERS | 5 | AT | PITTSBURGH | 1 |
| SUN. | MAY 11 | PITTSBURGH | 1 | AT | NY RANGERS | 3 |
| TUE. | MAY 13 | NY RANGERS | 2 | AT | PITTSBURGH | 1 |

*DERICK BRASSARD SCORED AT 3:06 OF OT

WESTERN CONFERENCE SEMIFINALS

SERIES 'K' (CHICAGO BLACKHAWKS WIN SERIES 4-3)

| | | | | | | |
|------|--------|-----------|----|----|-----------|---|
| FRI. | MAY 2 | MINNESOTA | 2 | AT | CHICAGO | 5 |
| SUN. | MAY 4 | MINNESOTA | 1 | AT | CHICAGO | 4 |
| TUE. | MAY 6 | CHICAGO | 0 | AT | MINNESOTA | 4 |
| FRI. | MAY 9 | CHICAGO | 2 | AT | MINNESOTA | 4 |
| SUN. | MAY 11 | MINNESOTA | 1 | AT | CHICAGO | 2 |
| TUE. | MAY 13 | CHICAGO | 2* | AT | MINNESOTA | 1 |

*PATRICK KANE SCORED AT 9:42 OF OT

SERIES 'L' (LOS ANGELES KINGS WIN SERIES 4-3)

| | | | | | | |
|------|--------|-------------|----|----|-------------|---|
| SAT. | MAY 3 | LOS ANGELES | 3* | AT | ANAHEIM | 2 |
| MON. | MAY 5 | LOS ANGELES | 3 | AT | ANAHEIM | 1 |
| THU. | MAY 8 | ANAHEIM | 3 | AT | LOS ANGELES | 2 |
| SAT. | MAY 10 | ANAHEIM | 2 | AT | LOS ANGELES | 0 |
| MON. | MAY 12 | LOS ANGELES | 3 | AT | ANAHEIM | 4 |
| WED. | MAY 14 | ANAHEIM | 1 | AT | LOS ANGELES | 2 |
| FRI. | MAY 16 | LOS ANGELES | 6 | AT | ANAHEIM | 2 |

*MARIAN GABORIK SCORED AT 12:07 OF OT

2013-14 STANLEY CUP PLAYOFFS RESULTS



EASTERN CONFERENCE FINAL

SERIES 'M' (NEW YORK RANGERS WIN SERIES 4-2)

| | | | | | | |
|------|--------|------------|----|----|------------|-----|
| SAT. | MAY 17 | NY RANGERS | 7 | AT | MONTREAL | 2 |
| MON. | MAY 19 | NY RANGERS | 3 | AT | MONTREAL | 1 |
| THU. | MAY 22 | MONTREAL | 3* | AT | NY RANGERS | 2 |
| SUN. | MAY 25 | MONTREAL | 2 | AT | NY RANGERS | 3** |
| TUE. | MAY 27 | NY RANGERS | 4 | AT | MONTREAL | 7 |
| THU. | MAY 29 | MONTREAL | 0 | AT | NY RANGERS | 1 |

*ALEX GALCHENYUK SCORED AT 1:12 OF OT

**MARTIN ST. LOUIS SCORED AT 6:02 OF OT

WESTERN CONFERENCE FINAL

SERIES 'N' (LOS ANGELES KINGS WIN SERIES 4-3)

| | | | | | | |
|------|--------|-------------|-----|----|-------------|----|
| SUN. | MAY 18 | LOS ANGELES | 1 | AT | CHICAGO | 3 |
| WED. | MAY 21 | LOS ANGELES | 6 | AT | CHICAGO | 2 |
| SAT. | MAY 24 | CHICAGO | 3 | AT | LOS ANGELES | 4 |
| MON. | MAY 26 | CHICAGO | 2 | AT | LOS ANGELES | 5 |
| WED. | MAY 28 | LOS ANGELES | 4 | AT | CHICAGO | 5* |
| FRI. | MAY 30 | CHICAGO | 4 | AT | LOS ANGELES | 3 |
| SUN. | JUNE 1 | LOS ANGELES | 5** | AT | CHICAGO | 4 |

*MICHAL HANDZUS SCORED AT 2:04 OF 2ND OT

**ALEC MARTINEZ SCORED AT 5:47 OF OT

STANLEY CUP FINAL

SERIES 'O' (LOS ANGELES KINGS WIN SERIES 4-1)

| | | | | | | |
|------|---------|-------------|---|----|-------------|------|
| WED. | JUNE 4 | NY RANGERS | 2 | AT | LOS ANGELES | 3* |
| SAT. | JUNE 7 | NY RANGERS | 4 | AT | LOS ANGELES | 5** |
| MON. | JUNE 9 | LOS ANGELES | 3 | AT | NY RANGERS | 0 |
| WED. | JUNE 11 | LOS ANGELES | 1 | AT | NY RANGERS | 2 |
| FRI. | JUNE 13 | NY RANGERS | 2 | AT | LOS ANGELES | 3*** |

*JUSTIN WILLIAMS SCORED AT 4:36 OF OT

**DUSTIN BROWN SCORED AT 10:26 OF 2ND OT

***ALEC MARTINEZ SCORED AT 14:43 OF 2ND OT

2014 NHL PLAYOFFS SCORING LEADERS

| | PLAYER | TEAM | POS | GP | G | A | P | +/- | PIM | PP | SH | GW | OT | S | S% | TOI/G |
|----|------------------|------|-----|----|----|----|----|-----|-----|----|----|----|----|----|------|-------|
| 1 | ANZE KOPITAR | LAK | C | 26 | 5 | 21 | 26 | 9 | 14 | 1 | 0 | 1 | 0 | 46 | 10.9 | 21:13 |
| 2 | JEFF CARTER | LAK | C | 26 | 10 | 15 | 25 | 5 | 4 | 4 | 0 | 1 | 0 | 73 | 13.7 | 18:15 |
| 3 | JUSTIN WILLIAMS | LAK | R | 26 | 9 | 16 | 25 | 13 | 35 | 2 | 0 | 2 | 1 | 67 | 13.4 | 16:48 |
| 4 | MARIAN GABORIK | LAK | R | 26 | 14 | 8 | 22 | 6 | 6 | 3 | 0 | 1 | 1 | 78 | 17.9 | 17:45 |
| 5 | PATRICK KANE | CHI | R | 19 | 8 | 12 | 20 | 5 | 8 | 1 | 0 | 4 | 2 | 58 | 13.8 | 21:22 |
| 6 | DREW DOUGHTY | LAK | D | 26 | 5 | 13 | 18 | 2 | 30 | 1 | 0 | 1 | 0 | 60 | 8.3 | 28:45 |
| 7 | JONATHAN TOEWS | CHI | C | 19 | 9 | 8 | 17 | 3 | 8 | 2 | 1 | 4 | 1 | 33 | 27.3 | 21:42 |
| 8 | RYAN MCDONAGH | NYR | D | 25 | 4 | 13 | 17 | -1 | 8 | 2 | 0 | 0 | 0 | 46 | 8.7 | 26:48 |
| 9 | BRANDON SAAD | CHI | L | 19 | 6 | 10 | 16 | 10 | 6 | 1 | 0 | 1 | 0 | 35 | 17.1 | 17:30 |
| 10 | MARTIN ST. LOUIS | NYR | R | 25 | 8 | 7 | 15 | -5 | 2 | 2 | 0 | 3 | 1 | 55 | 14.5 | 19:15 |
| 11 | DEREK STEPAN | NYR | C | 24 | 5 | 10 | 15 | -1 | 2 | 2 | 0 | 0 | 0 | 50 | 10.0 | 19:46 |
| 12 | RYAN GETZLAF | ANA | C | 12 | 4 | 11 | 15 | -2 | 10 | 1 | 0 | 0 | 0 | 32 | 12.5 | 21:25 |
| 13 | BRENT SEABROOK | CHI | D | 16 | 3 | 12 | 15 | 0 | 21 | 2 | 0 | 0 | 0 | 24 | 12.5 | 23:22 |
| 14 | TYLER TOFFOLI | LAK | C | 26 | 7 | 7 | 14 | 6 | 10 | 0 | 0 | 2 | 0 | 65 | 10.8 | 13:18 |
| 15 | DUSTIN BROWN | LAK | R | 26 | 6 | 8 | 14 | 7 | 22 | 1 | 0 | 2 | 1 | 64 | 9.4 | 16:57 |
| 16 | EVGENI MALKIN | PIT | C | 13 | 6 | 8 | 14 | 6 | 8 | 1 | 0 | 1 | 0 | 40 | 15.0 | 21:00 |
| 17 | P.K. SUBBAN | MTL | D | 17 | 5 | 9 | 14 | 1 | 24 | 4 | 0 | 1 | 1 | 50 | 10.0 | 27:26 |
| 18 | ZACH PARISE | MIN | L | 13 | 4 | 10 | 14 | -3 | 6 | 2 | 0 | 1 | 0 | 49 | 8.2 | 20:28 |
| 19 | MARIAN HOSSA | CHI | R | 19 | 2 | 12 | 14 | 0 | 8 | 1 | 0 | 0 | 0 | 75 | 2.7 | 20:25 |
| 20 | MATS ZUCCARELLO | NYR | L | 25 | 5 | 8 | 13 | 7 | 20 | 0 | 0 | 0 | 0 | 54 | 9.3 | 17:40 |
| 21 | LARS ELLER | MTL | C | 17 | 5 | 8 | 13 | 6 | 18 | 0 | 1 | 1 | 0 | 23 | 21.7 | 16:27 |
| 22 | CHRIS KREIDER | NYR | L | 15 | 5 | 8 | 13 | -2 | 14 | 3 | 0 | 1 | 0 | 29 | 17.2 | 16:48 |
| 23 | CARL HAGELIN | NYR | L | 25 | 7 | 5 | 12 | 0 | 16 | 0 | 2 | 1 | 0 | 56 | 12.5 | 15:58 |
| 24 | JAKE MUZZIN | LAK | D | 26 | 6 | 6 | 12 | 6 | 8 | 3 | 0 | 1 | 0 | 48 | 12.5 | 23:23 |
| 25 | DERICK BRASSARD | NYR | C | 23 | 6 | 6 | 12 | 4 | 8 | 0 | 0 | 2 | 1 | 45 | 13.3 | 15:46 |

2014 NHL PLAYOFFS GOALTENDING LEADERS

| | PLAYER | TEAM | GP | GS | SA | GA | GAA | W | L | OT | SV | SV% | SO | TOI |
|----|-------------------|------|----|----|-----|----|------|----|----|----|-----|------|----|----------|
| 1 | JONATHAN QUICK | LAK | 26 | 26 | 774 | 69 | 2.58 | 16 | 10 | 2 | 705 | .911 | 2 | 1,605:16 |
| 2 | HENRIK LUNDQVIST | NYR | 25 | 25 | 737 | 54 | 2.14 | 13 | 11 | 4 | 683 | .927 | 1 | 1,515:35 |
| 3 | COREY CRAWFORD | CHI | 19 | 19 | 590 | 52 | 2.53 | 11 | 8 | 3 | 538 | .912 | 1 | 1,233:50 |
| 4 | CAREY PRICE | MTL | 12 | 12 | 358 | 29 | 2.35 | 8 | 4 | 1 | 329 | .919 | 1 | 738:46 |
| 5 | TUUKKA RASK | BOS | 12 | 12 | 348 | 25 | 1.99 | 7 | 5 | 1 | 323 | .928 | 2 | 752:43 |
| 6 | MARC-ANDRE FLEURY | PIT | 13 | 13 | 378 | 32 | 2.40 | 7 | 6 | 3 | 346 | .915 | 2 | 799:40 |
| 7 | DARCY KUEMPER | MIN | 6 | 5 | 127 | 11 | 2.03 | 3 | 1 | 1 | 116 | .913 | 1 | 325:19 |
| 8 | ILYA BRYZGALOV | MIN | 9 | 8 | 182 | 21 | 2.63 | 3 | 6 | 2 | 161 | .885 | 1 | 479:22 |
| 9 | SEMYON VARLAMOV | COL | 7 | 7 | 231 | 20 | 2.78 | 3 | 4 | 2 | 211 | .913 | 0 | 432:28 |
| 10 | FREDERIK ANDERSEN | ANA | 7 | 7 | 189 | 19 | 3.10 | 3 | 2 | 0 | 170 | .899 | 0 | 367:52 |

DETROIT RED WINGS REGULAR SEASON STATISTICS

| | PLAYER | POS | GP | G | A | P | +/- | PIM | PP | SH | GW | OT | S | S% | TOI/G |
|----|-------------------|-----|----|----|----|----|-----|-----|----|----|----|----|-----|------|-------|
| 1 | DANIEL ALFREDSSON | R | 68 | 18 | 31 | 49 | 2 | 10 | 4 | 0 | 4 | 2 | 151 | 11.9 | 16:55 |
| 2 | NIKLAS KRONWALL | D | 79 | 8 | 41 | 49 | 0 | 44 | 5 | 0 | 0 | 0 | 110 | 7.3 | 24:18 |
| 3 | GUSTAV NYQUIST | R | 57 | 28 | 20 | 48 | 16 | 10 | 6 | 0 | 6 | 1 | 153 | 18.3 | 16:51 |
| 4 | HENRIK ZETTERBERG | L | 45 | 16 | 32 | 48 | 19 | 20 | 3 | 0 | 1 | 0 | 151 | 10.6 | 20:33 |
| 5 | JOHAN FRANZEN | R | 54 | 16 | 25 | 41 | 6 | 40 | 7 | 0 | 4 | 0 | 149 | 10.7 | 17:39 |
| 6 | TOMAS TATAR | L | 73 | 19 | 20 | 39 | 12 | 30 | 2 | 0 | 3 | 0 | 158 | 12.0 | 14:21 |
| 7 | PAVEL DATSYUK | C | 45 | 17 | 20 | 37 | 1 | 6 | 6 | 0 | 2 | 0 | 126 | 13.5 | 20:16 |
| 8 | JUSTIN ABDELKADER | L | 70 | 10 | 18 | 28 | 2 | 31 | 1 | 0 | 3 | 0 | 147 | 6.8 | 15:17 |
| 9 | RILEY SHEAHAN | C | 42 | 9 | 15 | 24 | 8 | 6 | 2 | 0 | 1 | 0 | 59 | 15.3 | 14:26 |
| 10 | DANNY DEKEYSER | D | 65 | 4 | 19 | 23 | 10 | 30 | 1 | 1 | 0 | 0 | 84 | 4.8 | 21:38 |
| 11 | DARREN HELM | C | 42 | 12 | 8 | 20 | 2 | 14 | 1 | 2 | 3 | 0 | 83 | 14.5 | 15:10 |
| 12 | BRENDAN SMITH | D | 71 | 5 | 14 | 19 | -2 | 68 | 1 | 0 | 0 | 0 | 90 | 5.6 | 18:23 |
| 13 | JAKUB KINDL | D | 66 | 2 | 17 | 19 | -4 | 24 | 0 | 0 | 0 | 0 | 93 | 2.2 | 17:13 |
| 14 | JOAKIM ANDERSSON | C | 65 | 8 | 9 | 17 | -11 | 12 | 0 | 0 | 1 | 0 | 78 | 10.3 | 13:49 |
| 15 | TODD BERTUZZI | R | 59 | 9 | 7 | 16 | -17 | 40 | 6 | 0 | 0 | 0 | 100 | 9.0 | 14:39 |
| 16 | TOMAS JURCO | R | 36 | 8 | 7 | 15 | 0 | 14 | 2 | 0 | 0 | 0 | 77 | 10.4 | 13:27 |
| 17 | DREW MILLER | L | 82 | 7 | 8 | 15 | -11 | 21 | 0 | 0 | 1 | 0 | 117 | 6.0 | 14:08 |
| 18 | KYLE QUINCEY | D | 82 | 4 | 9 | 13 | -5 | 88 | 0 | 0 | 1 | 0 | 106 | 3.8 | 20:48 |
| 19 | DAVID LEGWAND | C | 21 | 4 | 7 | 11 | -9 | 31 | 2 | 0 | 2 | 0 | 39 | 10.3 | 16:16 |
| 20 | JONATHAN ERICSSON | D | 48 | 1 | 10 | 11 | 2 | 34 | 0 | 0 | 0 | 0 | 66 | 1.5 | 21:14 |
| 21 | DANIEL CLEARY | R | 52 | 4 | 4 | 8 | -11 | 31 | 0 | 0 | 1 | 0 | 64 | 6.3 | 13:53 |
| 22 | LUKE GLENDENING | C | 56 | 1 | 6 | 7 | -8 | 22 | 0 | 0 | 0 | 0 | 54 | 1.9 | 13:54 |
| 23 | BRIAN LASHOFF | D | 75 | 1 | 5 | 6 | -2 | 36 | 0 | 0 | 0 | 0 | 38 | 2.6 | 14:25 |
| 24 | PATRICK EAVES | R | 25 | 2 | 3 | 5 | -4 | 2 | 1 | 0 | 0 | 0 | 51 | 3.9 | 11:33 |
| 25 | STEPHEN WEISS | C | 26 | 2 | 2 | 4 | -4 | 12 | 0 | 0 | 1 | 1 | 28 | 7.1 | 14:45 |
| 26 | MIKAEL SAMUELSSON | R | 26 | 1 | 2 | 3 | -4 | 6 | 0 | 0 | 0 | 0 | 36 | 2.8 | 10:21 |
| 27 | CORY EMMERTON | C | 18 | 0 | 2 | 2 | -2 | 4 | 0 | 0 | 0 | 0 | 22 | 0.0 | 8:57 |
| 28 | ADAM ALMQUIST | D | 2 | 1 | 0 | 1 | -1 | 0 | 0 | 0 | 0 | 0 | 2 | 50.0 | 17:13 |
| 29 | JORDIN TOOTOO | R | 11 | 0 | 1 | 1 | -3 | 5 | 0 | 0 | 0 | 0 | 11 | 0.0 | 6:59 |
| 30 | XAVIER QUELLET | D | 4 | 0 | 0 | 0 | 0 | 2 | 0 | 0 | 0 | 0 | 4 | 0.0 | 14:34 |
| 31 | LANDON FERRARO | C | 4 | 0 | 0 | 0 | 0 | 2 | 0 | 0 | 0 | 0 | 2 | 0.0 | 8:58 |
| 32 | TEEMU PULKKINEN | L | 3 | 0 | 0 | 0 | 0 | 2 | 0 | 0 | 0 | 0 | 4 | 0.0 | 7:28 |
| 33 | RYAN SPROUL | D | 1 | 0 | 0 | 0 | 0 | 0 | 0 | 0 | 0 | 0 | 3 | 0.0 | 18:25 |
| 34 | ALEXEY MARCHENKO | D | 1 | 0 | 0 | 0 | 2 | 2 | 0 | 0 | 0 | 0 | 0 | 0.0 | 13:21 |
| 35 | MITCH CALLAHAN | R | 1 | 0 | 0 | 0 | 0 | 0 | 0 | 0 | 0 | 0 | 0 | 0.0 | 9:01 |

DETROIT RED WINGS GOALTENDERS REGULAR SEASON STATISTICS

| | PLAYER | GP | GS | W | L | OT | SA | GA | GAA | SV | SV% | SO | PIM | TOI |
|---|------------------|----|----|----|----|----|-------|-----|------|-------|------|----|-----|----------|
| 1 | JIMMY HOWARD | 51 | 50 | 21 | 19 | 11 | 1,482 | 133 | 2.66 | 1,349 | .910 | 2 | 6 | 3,003:48 |
| 2 | JONAS GUSTAVSSON | 27 | 26 | 16 | 5 | 4 | 735 | 68 | 2.63 | 667 | .907 | 0 | 0 | 1,550:40 |
| 3 | PETR MRAZEK | 9 | 6 | 2 | 4 | 0 | 178 | 13 | 1.74 | 165 | .927 | 2 | 0 | 448:38 |

DETROIT RED WINGS 2014 PLAYOFFS STATISTICS

| | PLAYER | POS | GP | G | A | P | +/- | PIM | PP | SH | GW | OT | S | S% | TOI/G |
|----|-------------------|-----|----|---|---|---|-----|-----|----|----|----|----|----|------|-------|
| 1 | PAVEL DATSYUK | C | 5 | 3 | 2 | 5 | 1 | 0 | 1 | 0 | 1 | 0 | 11 | 27.3 | 21:13 |
| 2 | NIKLAS KRONWALL | D | 5 | 1 | 1 | 2 | -1 | 0 | 1 | 0 | 0 | 0 | 9 | 11.1 | 25:58 |
| 3 | HENRIK ZETTERBERG | L | 2 | 1 | 1 | 2 | 1 | 0 | 0 | 0 | 0 | 0 | 5 | 20.0 | 19:31 |
| 4 | JOHAN FRANZEN | R | 5 | 0 | 2 | 2 | -2 | 2 | 0 | 0 | 0 | 0 | 14 | 0.0 | 18:53 |
| 5 | JUSTIN ABDELKADER | L | 5 | 0 | 2 | 2 | 1 | 6 | 0 | 0 | 0 | 0 | 7 | 0.0 | 15:48 |
| 6 | LUKE GLENDENING | C | 5 | 1 | 0 | 1 | -2 | 0 | 0 | 0 | 0 | 0 | 3 | 33.3 | 14:11 |
| 7 | DARREN HELM | C | 5 | 0 | 1 | 1 | -3 | 0 | 0 | 0 | 0 | 0 | 14 | 0.0 | 15:11 |
| 8 | DREW MILLER | L | 5 | 0 | 1 | 1 | -2 | 0 | 0 | 0 | 0 | 0 | 2 | 0.0 | 14:33 |
| 9 | DANNY DEKEYSER | D | 5 | 0 | 0 | 0 | -1 | 6 | 0 | 0 | 0 | 0 | 6 | 0.0 | 23:11 |
| 10 | KYLE QUINCEY | D | 5 | 0 | 0 | 0 | 0 | 2 | 0 | 0 | 0 | 0 | 9 | 0.0 | 21:24 |
| 11 | BRENDAN SMITH | D | 5 | 0 | 0 | 0 | 1 | 8 | 0 | 0 | 0 | 0 | 7 | 0.0 | 19:36 |
| 12 | GUSTAV NYQUIST | R | 5 | 0 | 0 | 0 | -1 | 0 | 0 | 0 | 0 | 0 | 13 | 0.0 | 15:22 |
| 13 | TOMAS TATAR | L | 5 | 0 | 0 | 0 | -3 | 8 | 0 | 0 | 0 | 0 | 19 | 0.0 | 15:06 |
| 14 | RILEY SHEAHAN | C | 5 | 0 | 0 | 0 | -1 | 0 | 0 | 0 | 0 | 0 | 9 | 0.0 | 14:23 |
| 15 | DAVID LEGWAND | C | 5 | 0 | 0 | 0 | -1 | 0 | 0 | 0 | 0 | 0 | 4 | 0.0 | 13:59 |
| 16 | BRIAN LASHOFF | D | 5 | 0 | 0 | 0 | -3 | 0 | 0 | 0 | 0 | 0 | 3 | 0.0 | 13:59 |
| 17 | JAKUB KINDL | D | 4 | 0 | 0 | 0 | -2 | 2 | 0 | 0 | 0 | 0 | 8 | 0.0 | 17:15 |
| 18 | DANIEL ALFREDSSON | R | 3 | 0 | 0 | 0 | -1 | 2 | 0 | 0 | 0 | 0 | 2 | 0.0 | 15:48 |
| 19 | TOMAS JURCO | R | 3 | 0 | 0 | 0 | -1 | 0 | 0 | 0 | 0 | 0 | 6 | 0.0 | 12:51 |
| 20 | TODD BERTUZZI | R | 1 | 0 | 0 | 0 | 0 | 2 | 0 | 0 | 0 | 0 | 0 | 0.0 | 12:50 |
| 21 | XAVIER OUELLET | D | 1 | 0 | 0 | 0 | -1 | 0 | 0 | 0 | 0 | 0 | 1 | 0.0 | 9:20 |
| 22 | JOAKIM ANDERSSON | C | 1 | 0 | 0 | 0 | -1 | 0 | 0 | 0 | 0 | 0 | 0 | 0.0 | 8:17 |

DETROIT RED WINGS 2014 GOALTENDERS PLAYOFFS STATISTICS

| | PLAYER | GP | GS | W | L | OT | SA | GA | GAA | SV | SV% | SO | PIM | TOI |
|---|------------------|----|----|---|---|----|----|----|------|----|-------|----|-----|--------|
| 1 | JIMMY HOWARD | 3 | 3 | 1 | 2 | 0 | 87 | 6 | 2.02 | 81 | .931 | 1 | 0 | 178:05 |
| 2 | JONAS GUSTAVSSON | 2 | 2 | 0 | 2 | 1 | 72 | 6 | 2.71 | 66 | 0.917 | 0 | 0 | 132:33 |

82-GAME REGULAR SEASON

| GAME | DATE | OPPOSITION | RESULT | SCORE | RECORD | POINTS |
|------|----------|------------|--------|-------|----------|--------|
| 1 | 10/2/13 | BUF | W | 2-1 | 1-0-0 | 2 |
| 2 | 10/4/13 | @CAR | OTW | 3-2 | 2-0-0 | 4 |
| 3 | 10/5/13 | @BOS | L | 1-4 | 2-1-0 | 4 |
| 4 | 10/10/13 | PHX | L | 2-4 | 2-2-0 | 4 |
| 5 | 10/12/13 | PHI | W | 5-2 | 3-2-0 | 6 |
| 6 | 10/14/13 | @BOS | W | 3-2 | 4-2-0 | 8 |
| 7 | 10/15/13 | CBJ | W | 2-1 | 5-2-0 | 10 |
| 8 | 10/17/13 | @COL | W | 4-2 | 6-2-0 | 12 |
| 9 | 10/19/13 | @PHX | L | 2-5 | 6-3-0 | 12 |
| 10 | 10/21/13 | SJS | SOL | 0-1 | 6-3-1 | 13 |
| 11 | 10/23/13 | OTT | L | 1-6 | 6-4-1 | 13 |
| 12 | 10/26/13 | NYR | OTL | 2-3 | 6-4-2 | 14 |
| 13 | 10/30/13 | @VAN | W | 2-1 | 7-4-2 | 16 |
| 14 | 11/1/13 | @CGY | W | 4-3 | 8-4-2 | 18 |
| 15 | 11/2/13 | @EDM | W | 5-0 | 9-4-2 | 20 |
| 16 | 11/4/13 | @WPG | L | 2-4 | 9-5-2 | 20 |
| 17 | 11/7/13 | DAL | OTL | 3-4 | 9-5-3 | 21 |
| 18 | 11/9/13 | TBL | OTL | 2-3 | 9-5-4 | 22 |
| 19 | 11/12/13 | WPG | SOL | 2-3 | 9-5-5 | 23 |
| 20 | 11/15/13 | WSH | SOL | 3-4 | 9-5-6 | 24 |
| 21 | 11/16/13 | @NYI | SOL | 4-5 | 9-5-7 | 25 |
| 22 | 11/19/13 | NSH | L | 0-2 | 9-6-7 | 25 |
| 23 | 11/21/13 | CAR | W | 4-3 | 10-6-7 | 27 |
| 24 | 11/23/13 | OTT | L | 2-4 | 10-7-7 | 27 |
| 25 | 11/24/13 | @BUF | W | 3-1 | 11-7-7 | 29 |
| 26 | 11/27/13 | BOS | W | 6-1 | 12-7-7 | 31 |
| 27 | 11/29/13 | @NYI | W | 5-0 | 13-7-7 | 33 |
| 28 | 12/1/13 | @OTT | W | 4-2 | 14-7-7 | 35 |
| 29 | 12/4/13 | PHI | L | 3-6 | 14-8-7 | 35 |
| 30 | 12/6/13 | @NJD | W | 3-1 | 15-8-7 | 37 |
| 31 | 12/7/13 | FLA | L | 1-2 | 15-9-7 | 37 |
| 32 | 12/10/13 | @FLA | SOL | 2-3 | 15-9-8 | 38 |
| 33 | 12/12/13 | @TBL | SOL | 1-2 | 15-9-9 | 39 |
| 34 | 12/14/13 | PIT | L | 1-4 | 15-10-9 | 39 |
| 35 | 12/15/13 | TBL | L | 0-3 | 15-11-9 | 39 |
| 36 | 12/17/13 | ANA | L | 2-5 | 15-12-9 | 39 |
| 37 | 12/19/13 | CGY | OTW | 3-2 | 16-12-9 | 41 |
| 38 | 12/21/13 | @TOR | SOW | 5-4 | 17-12-9 | 43 |
| 39 | 12/23/13 | NYI | L | 0-3 | 17-13-9 | 43 |
| 40 | 12/28/13 | @FLA | W | 4-3 | 18-13-9 | 45 |
| 41 | 12/30/13 | @NSH | L | 4-6 | 18-14-9 | 45 |
| 42 | 1/1/14 | TOR | SOL | 2-3 | 18-14-10 | 46 |
| 43 | 1/4/14 | @DAL | W | 5-1 | 19-14-10 | 48 |
| 44 | 1/9/14 | @SJS | L | 1-4 | 19-15-10 | 48 |
| 45 | 1/11/14 | @LAK | W | 3-1 | 20-15-10 | 50 |
| 46 | 1/12/14 | @ANA | L | 0-1 | 20-16-10 | 50 |
| 47 | 1/16/14 | @NYR | L | 0-1 | 20-17-10 | 50 |
| 48 | 1/18/14 | LAK | SOW | 3-2 | 21-17-10 | 52 |

2013-14 GAME-BY-GAME RESULTS



| GF | GA | GOALTENDER | GAME WINNING GOAL |
|-----|-----|------------|-------------------|
| 2 | 1 | HOWARD | DATSYUK |
| 5 | 3 | HOWARD | WEISS |
| 6 | 7 | HOWARD | Marchand |
| 8 | 11 | HOWARD | Stone |
| 13 | 13 | HOWARD | DATSYUK |
| 16 | 15 | GUSTAVSSON | CLEARY |
| 18 | 16 | GUSTAVSSON | ZETTERBERG |
| 22 | 18 | GUSTAVSSON | FRANZEN |
| 24 | 23 | HOWARD | Hanzal |
| 24 | 24 | HOWARD | Couture |
| 25 | 30 | HOWARD | Spezza |
| 27 | 33 | HOWARD | Brassard |
| 29 | 34 | HOWARD | TATAR |
| 33 | 37 | HOWARD | ABDELKADER |
| 38 | 37 | MRAZEK | HELM |
| 40 | 41 | HOWARD | Halischuk |
| 43 | 45 | HOWARD | Peverley |
| 45 | 48 | HOWARD | Purcell |
| 47 | 51 | HOWARD | Ladd |
| 50 | 55 | HOWARD | Backstrom |
| 54 | 60 | GUSTAVSSON | Nielsen |
| 54 | 62 | HOWARD | Weber |
| 58 | 65 | GUSTAVSSON | NYQUIST |
| 60 | 69 | HOWARD | Ryan |
| 63 | 70 | GUSTAVSSON | FRANZEN |
| 69 | 71 | GUSTAVSSON | TATAR |
| 74 | 71 | HOWARD | HELM |
| 78 | 73 | GUSTAVSSON | MILLER |
| 81 | 79 | HOWARD | Couturier |
| 84 | 80 | GUSTAVSSON | FRANZEN |
| 85 | 82 | GUSTAVSSON | Huberdeau |
| 87 | 85 | HOWARD | Boyes |
| 88 | 87 | GUSTAVSSON | St. Louis |
| 89 | 91 | GUSTAVSSON | Malkin |
| 89 | 94 | MRAZEK | Johnson |
| 91 | 99 | GUSTAVSSON | Perry |
| 94 | 101 | GUSTAVSSON | ALFREDSSON |
| 99 | 105 | GUSTAVSSON | ALFREDSSON |
| 99 | 108 | MRAZEK | Okposo |
| 103 | 111 | GUSTAVSSON | NYQUIST |
| 107 | 117 | HOWARD | Wilson |
| 109 | 120 | HOWARD | Bozak |
| 114 | 121 | HOWARD | ANDERSSON |
| 115 | 125 | HOWARD | Desjardins |
| 118 | 126 | HOWARD | TATAR |
| 118 | 127 | MRAZEK | Cogliano |
| 118 | 128 | HOWARD | Zuccarello |
| 121 | 130 | HOWARD | TATAR |

2013-14 GAME-BY-GAME RESULTS



82-GAME REGULAR SEASON

| GAME | DATE | OPPOSITION | RESULT | SCORE | RECORD | POINTS |
|------|---------|------------|--------|-------|----------|--------|
| 49 | 1/20/14 | STL | L | 1-4 | 21-18-10 | 52 |
| 50 | 1/22/14 | CHI | SOW | 5-4 | 22-18-10 | 54 |
| 51 | 1/24/14 | MTL | W | 4-1 | 23-18-10 | 56 |
| 52 | 1/26/14 | FLA | SOL | 4-5 | 23-18-11 | 57 |
| 53 | 1/28/14 | @PHI | L | 0-5 | 23-19-11 | 57 |
| 54 | 1/31/14 | WSH | SOW | 4-3 | 24-19-11 | 59 |
| 55 | 2/2/14 | @WSH | OTL | 5-6 | 24-19-12 | 60 |
| 56 | 2/3/14 | VAN | W | 2-0 | 25-19-12 | 62 |
| 57 | 2/6/14 | @FLA | W | 3-1 | 26-19-12 | 64 |
| 58 | 2/8/14 | @TBL | L | 2-4 | 26-20-12 | 64 |
| 59 | 2/26/14 | @MTL | OTW | 2-1 | 27-20-12 | 66 |
| 60 | 2/27/14 | @OTT | W | 6-1 | 28-20-12 | 68 |
| 61 | 3/4/14 | @NJD | L | 3-4 | 28-21-12 | 68 |
| 62 | 3/6/14 | COL | OTL | 2-3 | 28-21-13 | 69 |
| 63 | 3/7/14 | NJD | W | 7-4 | 29-21-13 | 71 |
| 64 | 3/9/14 | @NYR | L | 0-3 | 29-22-13 | 71 |
| 65 | 3/11/14 | @CBJ | L | 1-4 | 29-23-13 | 71 |
| 66 | 3/14/14 | EDM | SOW | 2-1 | 30-23-13 | 73 |
| 67 | 3/16/14 | @CHI | L | 1-4 | 30-24-13 | 73 |
| 68 | 3/18/14 | TOR | W | 3-2 | 31-24-13 | 75 |
| 69 | 3/20/14 | PIT | OTW | 5-4 | 32-24-13 | 77 |
| 70 | 3/22/14 | @MIN | W | 3-2 | 33-24-13 | 79 |
| 71 | 3/23/14 | MIN | OTL | 3-4 | 33-24-14 | 80 |
| 72 | 3/25/14 | @CBJ | L | 2-4 | 33-25-14 | 80 |
| 73 | 3/27/14 | MTL | L | 4-5 | 33-26-14 | 80 |
| 74 | 3/29/14 | @TOR | W | 4-2 | 34-26-14 | 82 |
| 75 | 3/30/14 | TBL | W | 3-2 | 35-26-14 | 84 |
| 76 | 4/2/14 | BOS | W | 3-2 | 36-26-14 | 86 |
| 77 | 4/4/14 | BUF | W | 3-2 | 37-26-14 | 88 |
| 78 | 4/5/14 | @MTL | L | 3-5 | 37-27-14 | 88 |
| 79 | 4/8/14 | @BUF | W | 4-2 | 38-27-14 | 90 |
| 80 | 4/9/14 | @PIT | SOL | 3-4 | 38-27-15 | 91 |
| 81 | 4/11/14 | CAR | L | 1-2 | 38-28-15 | 91 |
| 82 | 4/13/14 | @STL | W | 3-0 | 39-28-15 | 93 |

2013-14 GAME-BY-GAME RESULTS



| GF | GA | GOALTENDER | GAME WINNING GOAL |
|-----|-----|------------|-------------------|
| 122 | 134 | HOWARD | Jackman |
| 127 | 138 | GUSTAVSSON | HELM |
| 131 | 139 | GUSTAVSSON | SHEAHAN |
| 135 | 144 | GUSTAVSSON | Bjugstad |
| 135 | 149 | GUSTAVSSON | Hartnell |
| 139 | 152 | HOWARD | EAVES |
| 144 | 158 | HOWARD | Ovechkin |
| 146 | 158 | HOWARD | ABDELKADER |
| 149 | 159 | HOWARD | NYQUIST |
| 151 | 163 | HOWARD | Killorn |
| 153 | 164 | HOWARD | NYQUIST |
| 159 | 165 | GUSTAVSSON | FRANZEN |
| 162 | 169 | HOWARD | Gionta |
| 164 | 172 | HOWARD | Benoit |
| 171 | 176 | GUSTAVSSON | QUINCEY |
| 171 | 179 | HOWARD | Boyle |
| 172 | 183 | MRAZEK | Jenner |
| 174 | 184 | HOWARD | TATAR |
| 175 | 188 | HOWARD | SMITH |
| 178 | 190 | HOWARD | ALFREDSSON |
| 183 | 194 | HOWARD | ALFREDSSON |
| 186 | 196 | HOWARD | NYQUIST |
| 189 | 200 | HOWARD | Moulson |
| 191 | 204 | HOWARD | Atkinson |
| 195 | 209 | HOWARD | Vanek |
| 199 | 211 | HOWARD | HELM |
| 202 | 213 | GUSTAVSSON | LEGWAND |
| 205 | 215 | HOWARD | NYQUIST |
| 208 | 217 | HOWARD | ALFREDSSON |
| 211 | 222 | GUSTAVSSON | Gionta |
| 215 | 224 | HOWARD | LEGWAND |
| 218 | 228 | GUSTAVSSON | Jokinen |
| 219 | 230 | HOWARD | Tlusty |
| 222 | 230 | MRAZEK | ABDELKADER |

2013-14 GAME-BY-GAME RESULTS



2013-14 GAME-BY-GAME PLAYOFF RESULTS

| GAME | DATE | OPPONENT | RESULT | SCORE | RECORD |
|------|---------|----------|--------|-------|--------|
| 1 | 4/18/14 | @BOS | W | 1-0 | 1-0 |
| 2 | 4/20/14 | @BOS | L | 1-4 | 1-1 |
| 3 | 4/22/14 | BOS | L | 0-3 | 1-2 |
| 4 | 4/24/14 | BOS | OTL | 2-3 | 1-3 |
| 5 | 4/26/14 | @BOS | L | 2-4 | 1-4 |

2013-14 GAME-BY-GAME RESULTS



| GF | GA | GOALIE | GAME WINNING GOAL |
|----|----|------------|-------------------|
| 1 | 0 | HOWARD | DATSYUK |
| 2 | 4 | HOWARD | R. Smith |
| 2 | 7 | HOWARD | Hamilton |
| 4 | 10 | GUSTAVSSON | Iginla |
| 6 | 14 | GUSTAVSSON | Lucic |

2013-14 GAME-BY-GAME HOME RESULTS



| GAME | DATE | OPPOSITION | RESULT | SCORE | RECORD | ATTENDANCE | SELLOUTS |
|------|----------|------------|--------|-------|----------|------------|----------|
| 1 | 10/2/13 | BUF | W | 2-1 | 1-0-0 | 20,066 | * |
| 2 | 10/10/13 | PHX | L | 2-4 | 1-1-0 | 20,066 | * |
| 3 | 10/12/13 | PHI | W | 5-2 | 2-1-0 | 20,066 | * |
| 4 | 10/15/13 | CBJ | W | 2-1 | 3-1-0 | 20,066 | * |
| 5 | 10/21/13 | SJS | SOL | 0-1 | 3-1-1 | 20,066 | * |
| 6 | 10/23/13 | OTT | L | 1-6 | 3-2-1 | 20,066 | * |
| 7 | 10/26/13 | NYR | OTL | 2-3 | 3-2-2 | 20,066 | * |
| 8 | 11/7/13 | DAL | OTL | 3-4 | 3-2-3 | 20,066 | * |
| 9 | 11/9/13 | TBL | OTL | 2-3 | 3-2-4 | 20,066 | * |
| 10 | 11/12/13 | WPG | SOL | 2-3 | 3-2-5 | 20,066 | * |
| 11 | 11/15/13 | WSH | SOL | 3-4 | 3-2-6 | 20,066 | * |
| 12 | 11/19/13 | NSH | L | 0-2 | 3-3-6 | 20,066 | * |
| 13 | 11/21/13 | CAR | W | 4-3 | 4-3-6 | 20,066 | * |
| 14 | 11/23/13 | OTT | L | 2-4 | 4-4-6 | 20,066 | * |
| 15 | 11/27/13 | BOS | W | 6-1 | 5-4-6 | 20,066 | * |
| 16 | 12/4/13 | PHI | L | 3-6 | 5-5-6 | 20,066 | * |
| 17 | 12/7/13 | FLA | L | 1-2 | 5-6-6 | 20,066 | * |
| 18 | 12/14/13 | PIT | L | 1-4 | 5-7-6 | 20,066 | * |
| 19 | 12/15/13 | TBL | L | 0-3 | 5-8-6 | 20,066 | * |
| 20 | 12/17/13 | ANA | L | 2-5 | 5-9-6 | 20,066 | * |
| 21 | 12/19/13 | CGY | OTW | 3-2 | 6-9-6 | 20,066 | * |
| 22 | 12/23/13 | NYI | L | 0-3 | 6-10-6 | 20,066 | * |
| 23 | 1/1/04 | TOR | SOL | 2-3 | 6-10-7 | 105,491+ | * |
| 24 | 1/18/14 | LAK | SOW | 3-2 | 7-10-7 | 20,066 | * |
| 25 | 1/20/14 | STL | L | 1-4 | 7-11-7 | 20,066 | * |
| 26 | 1/22/14 | CHI | SOW | 5-4 | 8-11-7 | 20,066 | * |
| 27 | 1/24/14 | MTL | W | 4-1 | 9-11-7 | 20,066 | * |
| 28 | 1/26/14 | FLA | SOL | 4-5 | 9-11-8 | 20,066 | * |
| 29 | 1/31/14 | WSH | SOW | 4-3 | 10-11-8 | 20,066 | * |
| 30 | 2/3/14 | VAN | W | 2-0 | 11-11-8 | 20,066 | * |
| 31 | 3/6/14 | COL | OTL | 2-3 | 11-11-9 | 20,066 | * |
| 32 | 3/7/14 | NJD | W | 7-4 | 12-11-9 | 20,066 | * |
| 33 | 3/14/14 | EDM | SOW | 2-1 | 13-11-9 | 20,066 | * |
| 34 | 3/18/14 | TOR | W | 3-2 | 14-11-9 | 20,066 | * |
| 35 | 3/20/14 | PIT | OTW | 5-4 | 15-11-9 | 20,066 | * |
| 36 | 3/23/14 | MIN | OTL | 3-4 | 15-11-10 | 20,066 | * |
| 37 | 3/27/14 | MTL | L | 4-5 | 15-12-10 | 20,066 | * |
| 38 | 3/30/14 | TBL | W | 3-2 | 16-12-10 | 20,066 | * |
| 39 | 4/2/14 | BOS | W | 3-2 | 17-12-10 | 20,066 | * |
| 40 | 4/4/14 | BUF | W | 3-2 | 18-12-10 | 20,066 | * |
| 41 | 4/11/14 | CAR | L | 1-2 | 18-13-10 | 20,066 | * |

Home Record:18-13-10

Home Attendance:908,131

Average:22,149

* = Sellout

SOW =Shootout win

SOL =Shootout loss

OTW =Overtime win

OTL =Overtime loss

+=Game played at Michigan Stadium in Ann Arbor, Mich., in front of NHL-record crowd at 2014 Bridgestone NHL Winter Classic.

2013-14 GAME-BY-GAME ROAD RESULTS



| GAME | DATE | OPPOSITION | RESULT | SCORE | RECORD | ATTENDANCE | SELLOUTS |
|------|----------|------------|--------|-------|---------|------------|----------|
| 1 | 10/4/13 | @CAR | OTW | 3-2 | 1-0-0 | 18,680 | * |
| 2 | 10/5/13 | @BOS | L | 1-4 | 1-1-0 | 17,565 | * |
| 3 | 10/14/13 | @BOS | W | 3-2 | 2-1-0 | 17,565 | * |
| 4 | 10/17/13 | @COL | W | 4-2 | 3-1-0 | 18,101 | * |
| 5 | 10/19/13 | @PHX | L | 2-5 | 3-2-0 | 14,624 | |
| 6 | 10/30/13 | @VAN | W | 2-1 | 4-2-0 | 18,910 | * |
| 7 | 11/1/13 | @CGY | W | 4-3 | 5-2-0 | 19,289 | * |
| 8 | 11/2/13 | @EDM | W | 5-0 | 6-2-0 | 16,839 | * |
| 9 | 11/4/13 | @WPG | L | 2-4 | 6-3-0 | 15,004 | * |
| 10 | 11/16/13 | @NYI | SOL | 4-5 | 6-3-1 | 15,619 | |
| 11 | 11/24/13 | @BUF | W | 3-1 | 7-3-1 | 18,721 | * |
| 12 | 11/29/13 | @NYI | W | 5-0 | 8-3-1 | 14,826 | |
| 13 | 12/1/13 | @OTT | W | 4-2 | 9-3-1 | 20,011 | * |
| 14 | 12/6/13 | @NJD | W | 3-1 | 10-3-1 | 13,223 | |
| 15 | 12/10/13 | @FLA | SOL | 2-3 | 10-3-2 | 13,358 | |
| 16 | 12/12/13 | @TBL | SOL | 1-2 | 10-3-3 | 19,204 | * |
| 17 | 12/21/13 | @TOR | SOW | 5-4 | 11-3-3 | 19,508 | * |
| 18 | 12/28/13 | @FLA | W | 4-3 | 12-3-3 | 18,932 | * |
| 19 | 12/30/13 | @NSH | L | 4-6 | 12-4-3 | 17,212 | * |
| 20 | 1/4/14 | @DAL | W | 5-1 | 13-4-3 | 17,232 | |
| 21 | 1/9/14 | @SJS | L | 1-4 | 13-5-3 | 17,562 | * |
| 22 | 1/11/14 | @LAK | W | 3-1 | 14-5-3 | 18,262 | * |
| 23 | 1/12/14 | @ANA | L | 0-1 | 14-6-3 | 17,375 | * |
| 24 | 1/16/14 | @NYR | L | 0-1 | 14-7-3 | 18,006 | * |
| 25 | 1/28/14 | @PHI | L | 0-5 | 14-8-3 | 19,987 | * |
| 26 | 2/2/14 | @WSH | OTL | 5-6 | 14-8-4 | 18,506 | * |
| 27 | 2/6/14 | @FLA | W | 3-1 | 15-8-4 | 15,623 | |
| 28 | 2/8/14 | @TBL | L | 2-4 | 15-9-4 | 19,204 | * |
| 29 | 2/26/14 | @MTL | OTW | 2-1 | 16-9-4 | 21,273 | * |
| 30 | 2/27/14 | @OTT | W | 6-1 | 17-9-4 | 18,931 | |
| 31 | 3/4/14 | @NJD | L | 3-4 | 17-10-4 | 16,592 | |
| 32 | 3/9/14 | @NYR | L | 0-3 | 17-11-4 | 18,006 | * |
| 33 | 3/11/14 | @CBJ | L | 1-4 | 17-12-4 | 14,330 | |
| 34 | 3/16/14 | @CHI | L | 1-4 | 17-13-4 | 22,128 | * |
| 35 | 3/22/14 | @MIN | W | 3-2 | 18-13-4 | 19,176 | * |
| 36 | 3/25/14 | @CBJ | L | 2-4 | 18-14-4 | 15,103 | |
| 37 | 3/29/14 | @TOR | W | 4-2 | 19-14-4 | 20,270 | * |
| 38 | 4/5/14 | @MTL | L | 3-5 | 19-15-4 | 21,273 | * |
| 39 | 4/8/14 | @BUF | W | 4-2 | 20-15-4 | 18,710 | * |
| 40 | 4/9/14 | @PIT | SOL | 3-4 | 20-15-5 | 18,620 | * |
| 41 | 4/13/14 | @STL | W | 3-0 | 21-15-5 | 18,430 | |

Road Record:21-15-5

Road Attendance:731,790

Average:17,849

* = Sellout

SOW =Shootout win

SOL =Shootout loss

OTW =Overtime win

OTL =Overtime loss

2013-14 TEAM-BY-TEAM RECORDS



ANAHEIM DUCKS

Website: ducks.nhl.com
Address: 2695 E Katella Ave
Anaheim, CA 92806

Arena:..... Honda Center (17,174)
All-Time Season Record:
..... 722-637-107-108 in 20 seasons
All-Time Stanley Cup Playoff Record:..... 65-53
Stanley Cup Champions: 2007

Management and Coaching Staff

Executive VP & GM: Bob Murray
Senior VP of Hockey Operations:David McNab
Head Coach:..... Bruce Boudreau

Assistant Coaches:.....Brad Lauer
..... Trent Yawney, Scott Niedermayer
Goaltending Consultant: Dwayne Roloson
Video Coordinator:..... Joe Piscotty
Strength & Conditioning Coach: Sean Skahan
Head Athletic Trainer: Joe Huff
Equipment Manager:..... Doug Shearer

Media Contacts

Office Phone:..... (714) 940-2900
Fax: (714) 940-2953
Director of Media & Communications:
..... Alex Gilchrist
Media & Communications Managers:
..... Steve Hoem, Keren Lynch

vs. ANAHEIM

| SEASON RECORD | W | L | OTL | Pts | GF | GA | PPGF | PPGA | SHGF | SHGA | PIM |
|---------------|----------|----------|----------|----------|----------|----------|----------|----------|----------|----------|-----------|
| Home | 0 | 1 | 0 | 0 | 2 | 5 | 0 | 0 | 0 | 0 | 19 |
| Road | 0 | 1 | 0 | 0 | 0 | 1 | 0 | 0 | 0 | 0 | 8 |
| TOTALS | 0 | 2 | 0 | 0 | 2 | 6 | 0 | 0 | 0 | 0 | 27 |

RESULTS

| DATE | SITE | W/L | DRW | OPP |
|-------|------|-----|-----|-----|
| 12/17 | H | L | 2 | 5 |
| 1/12 | A | L | 0 | 1 |

GOALS BY PERIOD

| TEAM | 1 | 2 | 3 | OT | SO | TOT |
|---------|---|---|---|----|----|-----|
| Detroit | 1 | 0 | 1 | 0 | 0 | 2 |
| Anaheim | 4 | 2 | 0 | 0 | 0 | 6 |

SPECIAL TEAMS

| DETROIT POWER PLAY | | | DETROIT PENALTY KILL | | |
|--------------------|------------|--------------|----------------------|------------|-------------|
| Home | 0-2 | 0.00% | Home | 3-3 | 100% |
| Road | 0-5 | 0.00% | Road | 4-4 | 100% |
| Totals | 0-7 | 0.00% | Totals | 7-7 | 100% |

LEADERS

| DETROIT | | | ANAHEIM | | |
|---------------|---------------------------|--|--------------------------|---------------------------|--|
| Tomas Jurco | 1G-0A-1P, +1 in 1 game | | Andrew Cogliano | 1G-3A-4P, +3 in 2 games | |
| Daniel Cleary | 1G-0A-1P, -1 in 2 games | | Saku Koivu | 1G-2A-3P, +3 in 2 games | |
| Drew Miller | 0G-1A-1P, +1 in 2 games | | Sami Vatanen | 1G-1A-2P, +1 in 2 games | |
| Kyle Quincey | 0G-1A-1P in 2 games | | Silfverberg/Bonino/Perry | 1G-0A-1P, +1 in 2 games | |
| Petr Mrazek | 2-0-0, 1.00 GAA, .950 SV% | | Jonas Hiller | 2-0-0, 1.00 GAA, .950 SV% | |

ALL-TIME SEASON RECORD

| SITE | GP | W | L | T | OTL | PTS | GF | GA |
|---------------|-----------|-----------|-----------|----------|----------|------------|------------|------------|
| Home | 38 | 30 | 5 | 3 | 0 | 63 | 134 | 82 |
| Road | 39 | 18 | 15 | 4 | 2 | 42 | 102 | 96 |
| TOTALS | 77 | 48 | 20 | 7 | 2 | 105 | 236 | 178 |

2013-14 TEAM-BY-TEAM RECORDS

**IT'S MORE
THAN HOCKEY.**



ARIZONA COYOTES

Website: coyotes.nhl.com
Office Address:
6751 N. Sunset Blvd. #200
Glendale, AZ 85305

Arena: Gila River Arena (17,125)
All-Time Season Record: 1121-1206-266-105
..... in 34 seasons
All-Time Stanley Cup Playoff Record: 41-78
Stanley Cup Champions: None

Management and Coaching Staff

Executive VP/General Manager
& Alternate Governor: Don Maloney
Sr. Vice President/
Assistant General Manager: Darcy Regier

Head Coach: Dave Tippett
Associate Coach: Jim Playfair
Assistant Coach: Newell Brown
Assistant to the GM/
Goaltending Coach: Sean Burke
Video Coach: Steve Peters
Strength & Conditioning Coordinator: Tom Powers
Head Athletic Trainer: Jason Serbus
Head Equipment Manager: Stan Wilson

Media Contacts

Office Phone: (623) 772-3200
Fax: (623) 872-2000
Vice President of Communications: Rich Nairn
Director of Media Relations: Chris Wojcik
Media Relations Coordinator: Greg Dillard

vs. PHOENIX

| SEASON RECORD | W | L | OTL | Pts | GF | GA | PPGF | PPGA | SHGF | SHGA | PIM |
|---------------|----------|----------|----------|----------|----------|----------|----------|----------|----------|----------|-----------|
| Home | 0 | 1 | 0 | 0 | 2 | 4 | 0 | 0 | 0 | 0 | 6 |
| Road | 0 | 1 | 0 | 0 | 2 | 5 | 0 | 0 | 0 | 0 | 6 |
| TOTALS | 0 | 2 | 0 | 0 | 4 | 9 | 0 | 0 | 0 | 0 | 12 |

RESULTS

| DATE | SITE | W/L | DRW | OPP |
|-------|------|-----|-----|-----|
| 10/10 | H | L | 2 | 4 |
| 10/19 | A | L | 2 | 5 |

GOALS BY PERIOD

| TEAM | 1 | 2 | 3 | OT | SO | TOT |
|---------|---|---|---|----|----|-----|
| Detroit | 2 | 2 | 0 | 0 | 0 | 4 |
| Phoenix | 1 | 2 | 6 | 0 | 0 | 9 |

SPECIAL TEAMS

| DETROIT POWER PLAY | | | DETROIT PENALTY KILL | | |
|--------------------|------------|--------------|----------------------|------------|-------------|
| Home | 0-2 | 0.00% | Home | 2-2 | 100% |
| Road | 0-2 | 0.00% | Road | 2-2 | 100% |
| Totals | 0-4 | 0.00% | Totals | 4-4 | 100% |

LEADERS

| DETROIT | | | PHOENIX | | |
|-------------------|----------|--------------------|------------------|----------|--------------------|
| Jonathan Ericsson | 1G-1A-2P | in 2 games | Mikkel Boedker | 1G-3A-4P | +4 in 2 games |
| Todd Bertuzzi | 1G-1A-2P | -1 in 2 games | Antoine Vermette | 2G-1A-3P | +4 in 2 games |
| Joakim Andersson | 1G-0A-1P | in 2 games | Mike Ribeiro | 2G-1A-3P | +2 in 2 games |
| Pavel Datsyuk | 1G-0A-1P | -1 in 2 games | Derek Morris | 1G-2A-3P | +4 in 2 games |
| Jimmy Howard | 0-2-0 | 3.56 GAA, .899 SV% | Mike Smith | 2-0-0 | 2.00 GAA, .937 SV% |

ALL-TIME SEASON RECORD

| SITE | GP | W | L | T | OTL | PTS | GF | GA |
|---------------|------------|-----------|-----------|-----------|----------|------------|------------|------------|
| Home | 67 | 36 | 22 | 8 | 1 | 81 | 256 | 214 |
| Road | 66 | 29 | 21 | 14 | 2 | 74 | 211 | 194 |
| TOTALS | 133 | 65 | 43 | 22 | 3 | 155 | 467 | 408 |

2013-14 TEAM-BY-TEAM RECORDS



BOSTON BRUINS

Website: bruins.nhl.com
Address: TD Garden
100 Legends Way
Boston, MA 02114

Arena: TD Garden (17,565)

All-Time Season Record:

..... 2938-2240-791-121 in 89 seasons

All-Time Stanley Cup Playoff Record:

..... 299-304-6

Stanley Cup Champions:

..... 1929, 1939, 1941, 1970, 1972, 2011

Management and Coaching Staff

Principal: Charlie Jacobs

President: Cam Neely

General Manager: Peter Chiarelli

Assistant General Managers: Don Sweeney

Scott Bradley

Head Coach:

Claude Julien

Assistant Coaches: Doug Houda

Doug Jarvis, Joe Sacco

Goaltending Coach: Bob Essensa

Video Coach: Jeremy Rogalski

Strength & Conditioning: John Whitesides

Physical Therapist: Scott Waugh

Head Athletic Trainer: Don DelNegro

Assistant Athletic Trainer: Derek Repucci

Equipment Manager: Keith Robinson

Assistant Equipment Managers:

Beets Johnson, Matt Falconer

Media Contacts

Office Phone: (617) 624-1935

Fax: (617) 523-7184

Media Website: www.bostonbruins.com/media

(email: media@bostonbruins.com password:

media)

VP, Communications & Content : Matthew Chmura

Director of Communications & Content: Eric Tosi

vs. BOSTON

| SEASON RECORD | W | L | OTL | Pts | GF | GA | PPGF | PPGA | SHGF | SHGA | PIM |
|---------------|----------|----------|----------|----------|-----------|----------|----------|----------|----------|----------|-----------|
| Home | 2 | 0 | 0 | 4 | 9 | 3 | 1 | 1 | 0 | 0 | 16 |
| Road | 1 | 1 | 0 | 2 | 4 | 6 | 0 | 2 | 0 | 0 | 20 |
| TOTALS | 3 | 1 | 0 | 6 | 13 | 9 | 1 | 3 | 0 | 0 | 36 |

RESULTS

| DATE | SITE | W/L | DRW | OPP |
|-------|------|-----|-----|-----|
| 10/5 | A | L | 1 | 4 |
| 10/14 | A | W | 3 | 2 |
| 11/27 | H | W | 6 | 1 |
| 4/2 | H | W | 3 | 2 |

GOALS BY PERIOD

| TEAM | 1 | 2 | 3 | OT | SO | TOT |
|---------|---|---|---|----|----|-----|
| Detroit | 3 | 6 | 4 | 0 | 0 | 13 |
| Boston | 3 | 2 | 4 | 0 | 0 | 9 |

SPECIAL TEAMS

| DETROIT POWER PLAY | | | DETROIT PENALTY KILL | | |
|--------------------|------------|---------------|----------------------|--------------|---------------|
| Home | 1-6 | Home | 6-7 | 85.7% | -- |
| Road | 0-2 | Road | 7-9 | 77.8% | 100.0% |
| Totals | 1-8 | Totals | 13-16 | 81.3% | 100.0% |

LEADERS

| DETROIT | | | BOSTON | | |
|-------------------|---------------------------|--|----------------|---------------------------|--|
| Henrik Zetterberg | 3G-1A-4P, +2 in 3 games | | Reilly Smith | 0G-4A-4P in 4 games | |
| Tomas Tatar | 2G-2A-4P, +3 in 3 games | | Johnny Boychuk | 1G-2A-3P, -1 in 4 games | |
| Jonas Gustavsson | 2-0-0, 1.50 GAA, .936 SV% | | Tuukka Rask | 1-3-0, 3.29 GAA, .871 SV% | |

ALL-TIME SEASON RECORD

| SITE | GP | W | L | T | OTL | PTS | GF | GA |
|---------------|------------|------------|------------|-----------|----------|------------|-------------|-------------|
| Home | 290 | 158 | 80 | 52 | 0 | 368 | 970 | 731 |
| Road | 293 | 94 | 155 | 43 | 1 | 232 | 778 | 1021 |
| TOTALS | 583 | 252 | 235 | 95 | 1 | 600 | 1748 | 1752 |

2013-14 TEAM-BY-TEAM RECORDS



BUFFALO SABRES

Website: sabres.nhl.com
Address: First Niagara Center
One Seymour H. Knox III Plaza
Buffalo, NY 14203

Arena: First Niagara Center (18,690)
All-Time Season Record:
..... 1611-1291-409-99 in 43 seasons
All-Time Stanley Cup Playoff Record:
..... 124-132
Stanley Cup Champions: None

Management and Coaching Staff

General Manager: Tim Murray
Assistant General Manager: Kevin Devine

Head Coach: Ted Nolan
Assistant Coaches: Bryan Trottier,
..... Danny Flynn, Tom Coolen
Goaltending Coach: Arturs Irbe
Strength & Conditioning Coach: Doug MacKenney
Head Athletic Trainer: Tim Macre
Equipment Managers: Rip Simonick, Dave Williams
Video Coach Corey Smith

Media Contacts

Office Phone: (716) 855-4100
Fax: (716) 855-4162
VP of Public and Community
Relations: Michael Gilbert
Director of Media Relations Chris Bandura
Public Relations Assistant Ian Ott
Public Relations Assistant Marc Heintzman

vs. BUFFALO

| SEASON RECORD | W | L | OTL | Pts | GF | GA | PPGF | PPGA | SHGF | SHGA | PIM |
|---------------|----------|----------|----------|----------|-----------|----------|----------|----------|----------|----------|-----------|
| Home | 2 | 0 | 0 | 4 | 5 | 3 | 1 | 1 | 0 | 0 | 20 |
| Road | 2 | 0 | 0 | 4 | 7 | 3 | 1 | 0 | 0 | 0 | 16 |
| TOTALS | 4 | 0 | 0 | 8 | 12 | 6 | 2 | 1 | 0 | 0 | 36 |

RESULTS

| DATE | SITE | W/L | DRW | OPP |
|-------|------|-----|-----|-----|
| 10/2 | H | W | 2 | 1 |
| 11/24 | A | W | 3 | 1 |
| 4/4 | H | W | 3 | 2 |
| 4/8 | A | W | 4 | 2 |

GOALS BY PERIOD

| TEAM | 1 | 2 | 3 | OT | SO | TOT |
|---------|---|---|---|----|----|-----|
| Detroit | 5 | 2 | 5 | 0 | 0 | 12 |
| Buffalo | 1 | 2 | 3 | 0 | 0 | 6 |

SPECIAL TEAMS

| DETROIT POWER PLAY | | | DETROIT PENALTY KILL | | |
|--------------------|-------------|--------------|----------------------|--------------|--------------|
| Home | 1-6 | 16.7% | Home | 9-10 | 90.0% |
| Road | 1-8 | 12.5% | Road | 5-5 | 100% |
| Totals | 2-14 | 14.3% | Totals | 14-15 | 93.3% |

LEADERS

| DETROIT | | | BUFFALO | | |
|-------------------|---------------------------|--|---------------------|---------------------------|--|
| Daniel Alfredsson | 2G-3A-5P, +3 in 4 games | | Zemgus Girgensons | 3G-0A-3P in 4 games | |
| Darren Helm | 3G-0A-3P, +1 in 3 games | | Cody Hodgson | 1G-2A-3P, -4 in 4 games | |
| Johan Franzen | 1G-2A-3P, +2 in 4 games | | Nicolas Deslauriers | 1G-0A-1P in 2 games | |
| Pavel Datsyuk | 2G-0A-2P, +4 in 3 games | | Jamie McBain | 1G-0A-1P, -2 in 2 games | |
| Jimmy Howard | 3-0-0, 1.67 GAA, .929 SV% | | Ryan Miller | 0-2-0, 2.04 GAA, .940 SV% | |

ALL-TIME SEASON RECORD

| SITE | GP | W | L | T | OTL | PTS | GF | GA |
|---------------|------------|-----------|-----------|-----------|----------|------------|------------|------------|
| Home | 61 | 37 | 18 | 5 | 1 | 80 | 221 | 168 |
| Road | 59 | 17 | 34 | 8 | 0 | 42 | 177 | 241 |
| TOTALS | 120 | 54 | 52 | 13 | 1 | 122 | 398 | 409 |

2013-14 TEAM-BY-TEAM RECORDS



CALGARY FLAMES

Website: flames.nhl.com
Address:
Scotiabank Saddledome
555 Saddledome Rise S.E.
Calgary, AB T2P 3B9

Arena:Scotiabank Saddledome (19,289)
All-Time Season Record:
..... 1491-1279-379-105 in 41 seasons
All-Time Stanley Cup Playoff Record:94-114
Stanley Cup Champions:1989

Management and Coaching Staff

President of Hockey Operations:.....Brian Burke
General Manager:.....Brad Treliving

SR. VP and Assistant General Manager:
.....Michael Holditch
Assistant General Managers:.....
.....Craig Conroy, Brad Pascall
Special Assistant to the GM:..... Craig Conroy
Head Coach:.....Bob Hartley
Associate Coach:.....Jacques Cloutier
Assistant Coach :.....Martin Gelinas
Goaltender Coach:.....Jordan Sigalet
Senior Video Analyst: Jamie Pringle
Strength & Conditioning Coach:.....Ryan van Asten
Athletic Therapist:.....Morris Boyer
Equipment Manager:.....Mark Depasquale

Media Contacts

Office Phone:(403) 777-4636
Fax:.....(403) 777-2171
Vice President of Communications:..... Peter Hanlon
Media Relations Manager: Sean Kelso

vs. CALGARY

| SEASON RECORD | W | L | OTL | Pts | GF | GA | PPGF | PPGA | SHGF | SHGA | PIM |
|---------------|----------|----------|----------|----------|----------|----------|----------|----------|----------|----------|-----------|
| Home | 1 | 1 | 0 | 2 | 5 | 5 | 2 | 1 | 0 | 1 | 14 |
| Road | 1 | 0 | 0 | 2 | 3 | 2 | 0 | 1 | 0 | 0 | 6 |
| TOTALS | 2 | 1 | 0 | 4 | 8 | 7 | 2 | 2 | 0 | 1 | 20 |

RESULTS

| DATE | SITE | W/L | DRW | OPP |
|-------|------|-----|-----|-----|
| 11/1 | A | W | 4 | 3 |
| 12/19 | H | W | 3 | 2 |

GOALS BY PERIOD

| TEAM | 1 | 2 | 3 | OT | SO | TOT |
|---------|---|---|---|----|----|-----|
| Detroit | 3 | 2 | 1 | 1 | 0 | 7 |
| Calgary | 1 | 3 | 1 | 0 | 0 | 5 |

SPECIAL TEAMS

| DETROIT POWER PLAY | | | DETROIT PENALTY KILL | | |
|--------------------|------------|--------------|----------------------|-------------|--------------|
| Home | 1-4 | 25.0% | Home | 4-5 | 80.0% |
| Road | 0-3 | 0.00% | Road | 5-5 | 100% |
| Totals | 1-7 | 14.3% | Totals | 9-10 | 90.0% |

LEADERS

| DETROIT | | | CALGARY | | |
|-------------------|---------------------------|--|--------------------|---------------------------|--|
| Pavel Datsyuk | 1G-4A-5P, +2 in 2 games | | Michael Cammalleri | 0G-3A-3P, +2 in 2 games | |
| Daniel Alfredsson | 2G-1A-3P in 2 games | | Curtis Glencross | 1G-1A-2P, -2 in 2 games | |
| Niklas Kronwall | 0G-3A-3P, +2 in 2 games | | Jiri Hudler | 0G-2A-2P, +1 in 2 games | |
| Joakim Andersson | 2G-0A-2P, +2 in 2 games | | Mark Giordano | 1G-0A-1P in 1 game | |
| Jonas Gustavsson | 1-0-0, 1.97 GAA, .909 SV% | | Karri Ramo | 0-0-1, 2.96 GAA, .921 SV% | |

ALL-TIME SEASON RECORD

| SITE | GP | W | L | T | OTL | PTS | GF | GA |
|---------------|------------|-----------|-----------|-----------|----------|------------|------------|------------|
| Home | 75 | 41 | 23 | 10 | 1 | 93 | 272 | 226 |
| Road | 77 | 29 | 42 | 6 | 0 | 64 | 221 | 269 |
| TOTALS | 152 | 70 | 65 | 16 | 1 | 157 | 493 | 495 |

2013-14 TEAM-BY-TEAM RECORDS



CAROLINA HURRICANES

Website: hurricanes.nhl.com
Address: PNC Arena
1400 Edwards Mill Road
Raleigh, NC 27607

Arena: PNC Arena (18,680)
All-Time Season Record: 1104-1230-263-101
..... in 34 seasons
All-Time Stanley Cup Playoff Record: 59-68
Stanley Cup Champions: 2006

Management and Coaching Staff

Executive VP & General Manager : Ron Francis
Assistant GM &
Director of Hockey Operations: Mike Vellucci

Assistant General Managers: Brian Tatum,
..... Ricky Olczyk
Head Coach: Bill Peters
Assistant Coaches: Rod Brind'Amour,
..... Steve Smith
Goaltending Coach: David Marcoux
Video Coach: Chris Huffine
Head Athletic Therapist/Strength & Cond.:
..... Peter Friesen
Equipment Managers: Skip Cunningham,
..... Bob Gorman, Jorge Alves

Media Contacts

Office Phone: (919) 467-7825
Fax: (919) 462-0123
VP of Communications : Mike Sundheim
Senior Director of Communications : Kyle Hanlin

vs. CAROLINA

| SEASON RECORD | W | L | OTL | Pts | GF | GA | PPGF | PPGA | SHGF | SHGA | PIM |
|---------------|----------|----------|----------|----------|----------|----------|----------|----------|----------|----------|-----------|
| Home | 1 | 1 | 0 | 2 | 5 | 5 | 2 | 1 | 0 | 1 | 14 |
| Road | 1 | 0 | 0 | 2 | 3 | 2 | 0 | 1 | 0 | 0 | 6 |
| TOTALS | 2 | 1 | 0 | 4 | 8 | 7 | 2 | 2 | 0 | 1 | 20 |

RESULTS

| DATE | SITE | W/L | DRW | OPP |
|-------|------|-----|-----|-----|
| 10/4 | A | W | 3 | 2 |
| 11/21 | H | W | 4 | 3 |
| 4/11 | H | L | 1 | 2 |

GOALS BY PERIOD

| TEAM | 1 | 2 | 3 | OT | SO | TOT |
|----------|---|---|---|----|----|-----|
| Detroit | 1 | 1 | 5 | 1 | 0 | 8 |
| Carolina | 3 | 3 | 1 | 0 | 0 | 7 |

SPECIAL TEAMS

| DETROIT POWER PLAY | | | DETROIT PENALTY KILL | | |
|--------------------|------------|--------------|----------------------|------------|--------------|
| Home | 2-6 | 33.3% | Home | 5-6 | 83.3% |
| Road | 0-3 | 0.00% | Road | 2-3 | 66.7% |
| Totals | 2-9 | 22.2% | Totals | 7-9 | 77.8% |

LEADERS

| DETROIT | | | CAROLINA | | |
|-------------------|---------------------------|--|---------------|---------------------------|--|
| Henrik Zetterberg | 1G-4A-5P, +4 in 2 games | | Justin Faulk | 0G-3A-3P, -2 in 3 games | |
| Johan Franzen | 0G-3A-3P, +3 in 3 games | | Andrej Sekera | 2G-0A-2P, -1 in 2 games | |
| Gustav Nyquist | 2G-0A-2P, +2 in 2 games | | Radek Dvorak | 1G-1A-2P, +2 in 2 games | |
| Niklas Kronwall | 1G-1A-2P, +2 in 3 games | | Jay Harrison | 0G-2A-2P, +1 in 2 games | |
| Ty Conklin | 1-1-0, 1.99 GAA, .909 SV% | | Cam Ward | 1-0-1, 1.95 GAA, .940 SV% | |

ALL-TIME SEASON RECORD

| SITE | GP | W | L | T | OTL | PTS | GF | GA |
|---------------|-----------|-----------|-----------|----------|----------|-----------|------------|------------|
| Home | 36 | 21 | 8 | 7 | 0 | 49 | 137 | 98 |
| Road | 34 | 14 | 19 | 1 | 0 | 29 | 94 | 113 |
| TOTALS | 70 | 35 | 27 | 8 | 0 | 78 | 231 | 211 |

2013-14 TEAM-BY-TEAM RECORDS



CHICAGO BLACKHAWKS

Website:
blackhawks.nhl.com
Address: United Center
1901 W. Madison
Chicago, IL 60612

Management and Coaching Staff

Vice President/General Manager:.....Stan Bowman
Assistant General Manager:.....Norm Maciver
Head Coach:.....Joel Quenneville
Assistant Coaches:Mike Kitchen, Kevin Dineen
Goaltending Coach:.....Jimmy Waite
Video Coach:.....Matt Meachem
Strength & Conditioning Coach:.....Paul Goodman
Head Athletic Trainer:.....Mike Gapski
Equipment Manager:.....Troy Parchman

Arena:.....United Center (19,717)
All-Time Season Record:.....2542-2556-814-112
.....in 87 seasons
All-Time Stanley Cup Playoff Record:.....245-255-5
Stanley Cup Champions:1934, 1938, 1961, 2010, 2013

Media Contacts

Office Phone:.....(312) 455-7000
Fax:.....(312) 455-7041
Sr. Director of Media Relations:Brandon Faber
Sr. Director of Public Relations:Adam Rogowin
Public Relations Coordinator:.....Meghan Bower

vs. CHICAGO

| SEASON RECORD | W | L | OTL | Pts | GF | GA | PPGF | PPGA | SHGF | SHGA | PIM |
|---------------|----------|----------|----------|----------|----------|----------|----------|----------|----------|----------|-----------|
| Home | 1 | 0 | 0 | 2 | 5 | 4 | 0 | 1 | 0 | 0 | 8 |
| Road | 0 | 1 | 0 | 0 | 1 | 4 | 1 | 1 | 0 | 1 | 8 |
| TOTALS | 1 | 1 | 0 | 2 | 6 | 8 | 1 | 2 | 0 | 1 | 16 |

RESULTS

| DATE | SITE | W/L | DRW | OPP |
|------|------|-----|-----|-----|
| 1/22 | H | W | 5 | 4 |
| 3/16 | A | L | 1 | 4 |

GOALS BY PERIOD

| TEAM | 1 | 2 | 3 | OT | SO | TOT |
|---------|---|---|---|----|----|-----|
| Detroit | 2 | 3 | 0 | 0 | 1 | 6 |
| Chicago | 2 | 3 | 3 | 0 | 0 | 8 |

SPECIAL TEAMS

| DETROIT POWER PLAY | | | DETROIT PENALTY KILL | | |
|--------------------|------------|--------------|----------------------|------------|--------------|
| Home | 0-4 | 0.00% | Home | 3-4 | 75.0% |
| Road | 1-4 | 25.0% | Road | 2-3 | 66.7% |
| Totals | 1-8 | 12.5% | Totals | 5-7 | 71.4% |

LEADERS

| DETROIT | | CHICAGO | |
|-------------------|---------------------------|----------------|---------------------------|
| Gustav Nyquist | 2G-1A-3P, +1 in 2 games | Marian Hossa | 2G-3A-5P, +1 in 2 games |
| Henrik Zetterberg | 0G-3A-3P, +3 in 1 game | Patrick Kane | 0G-3A-3P, +2 in 2 games |
| Justin Abdelkader | 0G-2A-2P, +2 in 2 games | Jonathan Toews | 1G-1A-2P, +1 in 2 games |
| Patrick Eaves | 1G-0A-1P, +1 in 1 game | Ben Smith | 1G-1A-2P, +1 in 2 games |
| Jonas Gustavsson | 1-0-0, 3.69 GAA, .886 SV% | Corey Crawford | 1-0-1, 2.40 GAA, .901 SV% |

ALL-TIME SEASON RECORD

| SITE | GP | W | L | T | OTL | PTS | GF | GA |
|---------------|------------|------------|------------|-----------|-----------|------------|-------------|-------------|
| Home | 362 | 217 | 106 | 33 | 6 | 473 | 1231 | 910 |
| Road | 365 | 147 | 160 | 51 | 7 | 352 | 1029 | 1092 |
| TOTALS | 727 | 364 | 266 | 84 | 13 | 825 | 2260 | 2002 |

2013-14 TEAM-BY-TEAM RECORDS



COLORADO AVALANCHE

Website: avalanche.nhl.com
Address: Pepsi Center
1000 Chopper Circle
Denver, CO 80204

Arena: Pepsi Center (18,007)
All-Time Season Record: 1242-1108-261-87
..... in 34 seasons
All-Time Stanley Cup Playoff Record: 135-121
Stanley Cup Champions 1996, 2001

Management and Coaching Staff

Executive Vice President of Hockey Operations:
..... Joe Sakic
General Manager: Greg Sherman

Assistant General Manager: Craig Billington
Head Coach/VP of Hockey Operations:
..... Patrick Roy
Assistant Coaches: Tim Army, Andre Tourigny
Video Coach: Mario Duhamel
Goaltending Coach: Francois Allaire
Head Athletic Trainer: Matthew Sokolowski
Head Equipment Manager: Mark Miller

Media Contacts

Office Phone: (303) 405-1100
Fax: (303) 893-0614
Senior VP Communications & Business Ops:
..... Jean Martineau
Executive Director of Media Services:
..... Brendan McNicholas
Website/Media Relations Coordinator:
..... Ron Knabenbauer

vs. COLORADO

| SEASON RECORD | W | L | OTL | Pts | GF | GA | PPGF | PPGA | SHGF | SHGA | PIM |
|---------------|----------|----------|----------|----------|----------|----------|----------|----------|----------|----------|-----------|
| Home | 0 | 0 | 1 | 1 | 2 | 3 | 1 | 0 | 0 | 0 | 4 |
| Road | 1 | 0 | 0 | 2 | 4 | 2 | 2 | 2 | 0 | 0 | 17 |
| TOTALS | 1 | 0 | 1 | 3 | 6 | 5 | 3 | 2 | 0 | 0 | 21 |

RESULTS

| DATE | SITE | W/L | DRW | OPP |
|-------|------|-----|-----|-----|
| 10/17 | A | W | 4 | 2 |
| 3/6 | H | OTL | 2 | 3 |

GOALS BY PERIOD

| TEAM | 1 | 2 | 3 | OT | SO | TOT |
|----------|---|---|---|----|----|-----|
| Detroit | 3 | 1 | 2 | 0 | 0 | 6 |
| Colorado | 0 | 3 | 1 | 1 | 0 | 5 |

SPECIAL TEAMS

| DETROIT POWER PLAY | | | DETROIT PENALTY KILL | | |
|--------------------|------------|--------------|----------------------|------------|--------------|
| Home | 1-2 | 50.0% | Home | 2-2 | 100% |
| Road | 2-5 | 40.0% | Road | 3-5 | 60.0% |
| Totals | 3-7 | 42.9% | Totals | 5-7 | 71.4% |

LEADERS

| DETROIT | | COLORADO | |
|-------------------|---------------------------|------------------------|---------------------------|
| Daniel Alfredsson | 0G-3A-3P, +2 in 2 games | Erik Johnson | 1G-2A-3P, +2 in 2 games |
| Pavel Datsyuk | 2G-0A-2P, +2 in 1 game | Matt Duchene | 1G-1A-2P, +1 in 2 games |
| Johan Franzen | 2G-0A-2P, -2 in 2 games | Ryan O'Reilly | 0G-2A-2P, +2 in 2 games |
| Danny DeKeyser | 0G-2A-2P, -1 in 2 games | PA Parenteau | 1G-0A-1P, +1 in 2 games |
| Jonas Gustavsson | 1-0-0, 2.01 GAA, .950 SV% | Jean-Sebastien Giguere | 1-0-0, 1.86 GAA, .946 SV% |

ALL-TIME SEASON RECORD

| SITE | 56 | 34 | 17 | 1 | 4 | 73 | 198 | 161 |
|---------------|------------|-----------|-----------|----------|----------|------------|------------|------------|
| Home | 57 | 34 | 17 | 1 | 5 | 74 | 200 | 164 |
| Road | 58 | 29 | 24 | 4 | 1 | 63 | 192 | 186 |
| TOTALS | 115 | 63 | 41 | 5 | 6 | 137 | 392 | 350 |

2013-14 TEAM-BY-TEAM RECORDS



COLUMBUS BLUE JACKETS

Website: bluejackets.nhl.com
Address: Nationwide Arena
200 W. Nationwide Blvd.

Columbus, OH 43215

Arena: Nationwide Arena (18,144)
All-Time Season Record: 409-490-33-100
..... in 13 seasons
All-Time Stanley Cup Playoff Record: 2-8
Stanley Cup Champions None

Management and Coaching Staff

President of Hockey Operations:..... John Davidson
General Manager:..... Jarmo Kekalainen

Assistant General Managers:..... Chris MacFarland,
..... Bill Zito
Head Coach: Todd Richards
Associate Coach: Craig Hartsburg
Assistant Coach: Brad Larsen
Goaltending Coach: Ian Clark
Video Assistant Coach: Dan Singleton
Strength & Conditioning Coach: Kevin Collins
Head Athletic Trainer: Mike Vogt
Head Equipment Manager: Tim LeRoy

Media Contacts

Office Phone: (614) 246-4625
Fax: (614) 246-4007
Vice President of Communications
& Team Services Todd Sharrock
Director of Communications: Karen Davis
Manager of Communications: ... Glenn Odebralski

vs. COLUMBUS

| SEASON RECORD | W | L | OTL | Pts | GF | GA | PPGF | PPGA | SHGF | SHGA | PIM |
|---------------|----------|----------|----------|----------|----------|----------|----------|----------|----------|----------|-----------|
| Home | 1 | 0 | 0 | 2 | 2 | 1 | 1 | 1 | 0 | 0 | 6 |
| Road | 0 | 2 | 0 | 0 | 3 | 8 | 0 | 2 | 0 | 0 | 16 |
| TOTALS | 1 | 2 | 0 | 2 | 5 | 9 | 1 | 3 | 0 | 0 | 22 |

RESULTS

| DATE | SITE | W/L | DRW | OPP |
|-------|------|-----|-----|-----|
| 10/15 | H | W | 2 | 1 |
| 3/11 | A | L | 1 | 4 |
| 3/25 | A | L | 2 | 4 |

GOALS BY PERIOD

| TEAM | 1 | 2 | 3 | OT | SO | TOT |
|----------|---|---|---|----|----|-----|
| Detroit | 3 | 2 | 0 | 0 | 0 | 5 |
| Columbus | 3 | 1 | 5 | 0 | 0 | 9 |

SPECIAL TEAMS

| DETROIT POWER PLAY | | | DETROIT PENALTY KILL | | |
|--------------------|-------------|--------------|----------------------|-------------|--------------|
| Home | 1-4 | 25.0% | Home | 2-3 | 66.7% |
| Road | 0-6 | 0.00% | Road | 5-7 | 71.4% |
| Totals | 1-10 | 10.0% | Totals | 7-10 | 70.0% |

LEADERS

| DETROIT | | COLUMBUS | |
|-------------------|---------------------------|------------------|---------------------------|
| Gustav Nyquist | 2G-0A-2P, +2 in 2 games | Brandon Dubinsky | 2G-1A-3P, +1 in 3 games |
| Henrik Zetterberg | 1G-1A-2P, +1 in 1 game | James Wisniewski | 0G-3A-3P, +2 in 3 games |
| Pavel Datsyuk | 0G-2A-2P, +1 in 1 game | Cam Atkinson | 2G-0A-2P in 2 games |
| Tomas Tatar | 0G-2A-2P, +1 in 2 games | Ryan Johansen | 2G-0A-2P in 3 games |
| Jonas Gustavsson | 1-0-0, 1.00 GAA, .973 SV% | Sergei Bobrovsky | 1-1-0, 1.72 GAA, .951 SV% |

ALL-TIME SEASON RECORD

| SITE | GP | W | L | T | OTL | PTS | GF | GA |
|---------------|-----------|-----------|-----------|----------|----------|------------|------------|------------|
| Home | 37 | 28 | 6 | 0 | 3 | 59 | 132 | 89 |
| Road | 40 | 23 | 12 | 1 | 4 | 51 | 116 | 89 |
| TOTALS | 77 | 51 | 18 | 1 | 7 | 110 | 248 | 178 |

2013-14 TEAM-BY-TEAM RECORDS



DALLAS STARS

Website: stars.nhl.com
Office Address:
Dr. Pepper Arena
2601 Avenue of the Stars
Frisco, TX 75034

Arena: American Airlines Center (18,532)
All-Time Season Record: 1572-1510-459-95
in 46 seasons
All-Time Stanley Cup Playoff Record: 156-157
Stanley Cup Champions: 1999

Management and Coaching Staff

General Manager: Jim Nill

Assistant General Manager: Les Jackson
Head Coach: Lindy Ruff
Assistant Coaches: Curt Fraser, James Patrick
Goaltending Coach: Mike Valley
Video Coach: Kelly Forbes
Strength & Rehabilitation Coach: Brad Jellis
Head Athletic Trainer: Dave Zeis
Head Equipment Manager: Steve Sumner

Media Contacts

Office Phone: (214) 387-5556 or 5557
Fax: (214) 387-5564
Senior Director of Communications: Tom Holy
Communication Coordinator: Joe Calvillo
Media Relations Coordinators: Ben Fromstein,
..... Greg Ramirez

vs. DALLAS

| SEASON RECORD | W | L | OTL | Pts | GF | GA | PPGF | PPGA | SHGF | SHGA | PIM |
|---------------|----------|----------|----------|----------|----------|----------|----------|----------|----------|----------|-----------|
| Home | 0 | 0 | 1 | 1 | 3 | 4 | 0 | 1 | 0 | 0 | 4 |
| Road | 1 | 0 | 0 | 2 | 5 | 1 | 0 | 0 | 0 | 1 | 14 |
| TOTALS | 1 | 0 | 1 | 3 | 8 | 5 | 0 | 1 | 0 | 1 | 18 |

RESULTS

| DATE | SITE | W/L | DRW | OPP |
|------|------|-----|-----|-----|
| 11/7 | H | OTL | 3 | 4 |
| 1/4 | A | W | 5 | 1 |

GOALS BY PERIOD

| TEAM | 1 | 2 | 3 | OT | SO | TOT |
|---------|---|---|---|----|----|-----|
| Detroit | 3 | 3 | 2 | 0 | 0 | 8 |
| Dallas | 1 | 1 | 2 | 1 | 0 | 5 |

SPECIAL TEAMS

| DETROIT POWER PLAY | | | DETROIT PENALTY KILL | | |
|--------------------|------------|--------------|----------------------|------------|--------------|
| Home | 0-0 | -- | Home | 1-2 | 50.0% |
| Road | 0-4 | 0.00% | Road | 7-7 | 100% |
| Totals | 0-4 | 0.00% | Totals | 8-9 | 88.9% |

LEADERS

| DETROIT | | | DALLAS | | |
|-------------------|---------------------------|--|---------------|---------------------------|--|
| Henrik Zetterberg | 2G-3A-5P, +5 in 2 games | | Shawn Horcoff | 2G-0A-2P in 2 games | |
| Pavel Datsyuk | 1G-1A-2P, +2 in 1 game | | Rich Peverley | 1G-1A-2P, -1 in 2 games | |
| Todd Bertuzzi | 1G-1A-2P, +3 in 2 games | | Jamie Benn | 1G-0A-1P in 2 games | |
| Adam Almquist | 1G-0A-1P, +1 in 1 game | | Cody Eakin | 1G-0A-1P, -1 in 2 games | |
| Jimmy Howard | 1-0-1, 2.40 GAA, .932 SV% | | Kari Lehtonen | 1-0-0, 2.87 GAA, .884 SV% | |

ALL-TIME SEASON RECORD

| SITE | GP | W | L | T | OTL | PTS | GF | GA |
|---------------|------------|------------|-----------|-----------|----------|------------|------------|------------|
| Home | 123 | 62 | 42 | 16 | 3 | 143 | 459 | 380 |
| Road | 122 | 46 | 55 | 18 | 3 | 113 | 368 | 407 |
| TOTALS | 245 | 108 | 97 | 34 | 6 | 256 | 827 | 787 |

2013-14 TEAM-BY-TEAM RECORDS



EDMONTON OILERS

Website: oilers.nhl.com
Address: Rexall Place
7424-118 Avenue
Edmonton, AB T5B 4M9

Arena:Rexall Place (16,839)

All-Time Season Record:1224-1102-262-110

.....in 34 seasons

All-Time Stanley Cup Playoff Record:152-99

Stanley Cup Champions:1984, 1985, 1987,
1988, 1990

Management and Coaching Staff

President, Hockey Operations: Kevin Lowe

General Manager: Craig MacTavish

Sr. VP of Hockey Operations: Scott Howson

Assistant General Manager: Bill Scott

Head Coach: Dallas Eakins

Associate Coach:Keith Action

Assistant Coaches: Craig Ramsay,

..... Rocky Thompson

Goaltending Coach:Frederic Chabot

Video Coach: Myles Fee

Strength & Conditioning Coach:..... Chad Drummond

Head Athletic Trainer:T.D. Forss

Head Equipment Manager:Jeff Lang

Media Contacts

Office Phone:(780) 414-4000

Fax:(780) 409-5890

Director of Communications & Media Relations:

J.J. Hebert

Manager of Communications:.....Patrick Garland

Coordinator of Communications & Media Relations:

Shawn May

vs. EDMONTON

| SEASON RECORD | W | L | OTL | Pts | GF | GA | PPGF | PPGA | SHGF | SHGA | PIM |
|---------------|----------|----------|----------|----------|----------|----------|----------|----------|----------|----------|-----------|
| Home | 1 | 0 | 0 | 2 | 2 | 1 | 0 | 0 | 0 | 0 | 6 |
| Road | 1 | 0 | 0 | 2 | 5 | 0 | 1 | 0 | 0 | 0 | 11 |
| TOTALS | 2 | 0 | 0 | 4 | 7 | 1 | 1 | 0 | 0 | 0 | 17 |

RESULTS

| DATE | SITE | W/L | DRW | OPP |
|------|------|-----|-----|-----|
| 11/2 | A | W | 5 | 0 |
| 3/14 | H | W | 2 | 1 |

GOALS BY PERIOD

| TEAM | 1 | 2 | 3 | OT | SO | TOT |
|----------|---|---|---|----|----|-----|
| Detroit | 3 | 1 | 2 | 0 | 1 | 7 |
| Edmonton | 0 | 0 | 1 | 0 | 0 | 1 |

SPECIAL TEAMS

| DETROIT POWER PLAY | | | DETROIT PENALTY KILL | | |
|--------------------|------------|--------------|----------------------|------------|-------------|
| Home | 0-4 | 0.00% | Home | 2-2 | 100% |
| Road | 1-5 | 20.0% | Road | 3-3 | 100% |
| Totals | 1-9 | 11.1% | Totals | 5-5 | 100% |

LEADERS

| DETROIT | | EDMONTON | |
|------------------|----------------------------|-----------------|---------------------------|
| Joakim Andersson | 1G-1A-2P, +2 in 1 game | Ryan Smyth | 1G-0A-1P, +1 in 1 game |
| Jakub Kindl | 1G-1A-2P, +2 in 1 game | Viktor Fasth | 0-0-1, 0.92 GAA, .957 SV% |
| Drew Miller | 1G-1A-2P, +2 in 2 games | Jason LaBarbera | 0-0-0, 3.91 GAA, .864 SV% |
| Tomas Tatar | 1G-1A-2P, +1 in 2 games | Richard Bachman | 0-1-0, 8.65 GAA, .778 SV% |
| Petr Mrazek | 1-0-0, 0.00 GAA, 1.000 SV% | | |

ALL-TIME SEASON RECORD

| SITE | GP | W | L | T | OTL | PTS | GF | GA |
|---------------|------------|-----------|-----------|-----------|-----------|------------|------------|------------|
| Home | 61 | 38 | 16 | 3 | 4 | 83 | 230 | 178 |
| Road | 60 | 23 | 20 | 10 | 7 | 63 | 210 | 216 |
| TOTALS | 121 | 61 | 36 | 13 | 11 | 146 | 440 | 394 |

2013-14 TEAM-BY-TEAM RECORDS



FLORIDA PANTHERS

Website: panthers.nhl.com
Address: BB&T Center
One Panther Parkway
Sunrise, FL 33323

Arena:BB&T Center (15,720)
All-Time Season Record: 617-677-142-138
..... in 20 seasons
All-Time Stanley Cup Playoff Record: 16-22
Stanley Cup Champions: None

Management and Coaching Staff

Executive VP & General Manager:..... Dale Tallon

Head Coach:Gerard Gallant
Assistant Coaches: John Madden,
..... Mike Kelly, Mark Morris
Goaltending Coach :Rob Tallas
Video Coordinator: Tommy Cruz
Strength & Conditioning Coach:..... Craig Slaunwhite
Head Athletic Trainer: David Zenobi
Head Equipment Manager: Chris Scoppetto

Media Contacts

Office Phone:(954) 835-7000
Fax:(954) 835-7700
Director of Communications: Justin Copertino
Communications & Digital Media Coordinators:
..... Adelyn Biedenbach, Amanda Cifu

vs. FLORIDA

| SEASON RECORD | W | L | OTL | Pts | GF | GA | PPGF | PPGA | SHGF | SHGA | PIM |
|---------------|----------|----------|----------|----------|-----------|-----------|----------|----------|----------|----------|-----------|
| Home | 0 | 1 | 1 | 1 | 5 | 7 | 1 | 0 | 0 | 1 | 12 |
| Road | 2 | 0 | 1 | 5 | 9 | 7 | 4 | 1 | 0 | 0 | 32 |
| TOTALS | 2 | 1 | 2 | 6 | 14 | 14 | 5 | 1 | 0 | 1 | 44 |

RESULTS

| DATE | SITE | W/L | DRW | OPP |
|-------|------|-----|-----|-----|
| 12/7 | H | L | 1 | 2 |
| 12/10 | A | SOL | 2 | 3 |
| 12/28 | A | W | 4 | 3 |
| 1/26 | H | SOL | 4 | 5 |
| 2/6 | A | W | 3 | 1 |

GOALS BY PERIOD

| TEAM | 1 | 2 | 3 | OT | SO | TOT |
|---------|---|---|---|----|----|-----|
| Detroit | 4 | 6 | 4 | 0 | 0 | 14 |
| Florida | 2 | 3 | 7 | 0 | 2 | 14 |

SPECIAL TEAMS

| DETROIT POWER PLAY | | | DETROIT PENALTY KILL | | |
|--------------------|-------------|--------------|----------------------|--------------|--------------|
| Home | 1-7 | 14.3% | Home | 6-6 | 100.0% |
| Road | 4-16 | 25.0% | Road | 11-12 | 91.7% |
| Totals | 5-23 | 21.7% | Totals | 17-18 | 94.4% |

LEADERS

| DETROIT | | FLORIDA | |
|-------------------|----------------------------|-----------------|----------------------------|
| Pavel Datsyuk | 1G-3A-4P, -2 in 3 games | Sean Bergenheim | 4G-0A-4P, +2 in 5 games |
| Gustav Nyquist | 3G-0A-3P in 5 games | Dylan Olsen | 0G-3A-3P, +1 in 4 games |
| Daniel Alfredsson | 3G-0A-3P in 5 games | Tom Gilbert | 0G-3A-3P, +2 in 5 games |
| Johan Franzen | 0G-3A-3P, -1 in 3 games | Nick Bjugstad | 2G-0A-2P, +2 in 5 games |
| Jimmy Howard | 1-0-1, 1.44 GAA, 0.941 SV% | Tim Thomas | 3-1-0, 2.17 GAA, 0.919 SV% |

ALL-TIME SEASON RECORD

| SITE | GP | W | L | T | OTL | PTS | GF | GA |
|---------------|-----------|-----------|----------|----------|----------|-----------|-----------|-----------|
| Home | 13 | 6 | 2 | 3 | 2 | 17 | 43 | 33 |
| Road | 15 | 10 | 1 | 2 | 2 | 24 | 45 | 32 |
| TOTALS | 28 | 16 | 3 | 5 | 4 | 41 | 88 | 65 |

2013-14 TEAM-BY-TEAM RECORDS



LOS ANGELES KINGS

Website: kings.nhl.com
Office Address:
Toyota Sports Center
555 North Nash Street
El Segundo, CA 90245

Arena: Staples Center (18,230)
All-Time Season Record: 1501-1605-424-106
..... in 46 seasons
All-Time Stanley Cup Playoff Record: 110-136
Stanley Cup Champions: 2012, 2014

Management and Coaching Staff

President & General Manager: Dean Lombardi
VP & Assistant General Manager: Rob Blake

Asst. General Manager: Rob Blake
Head Coach: Darryl Sutter
Associate Coach: John Stevens
Assistant Coach: Davis Payne
Goaltending Coach: Bill Ranford
Video Coordinator: Zach Ziegler
Head Athletic Trainer: Chris Kingsley
Head Equipment Manager: Darren Granger

Media Contacts

Office Phone: (310) 535-4500/(213) 742-7100
Fax: (310) 535-4507
Senior Director of Communications:
..... Jeff Moeller
Senior Manager, Communications:
..... Mike Kalinowski

vs. LOS ANGELES

| SEASON RECORD | W | L | OTL | Pts | GF | GA | PPGF | PPGA | SHGF | SHGA | PIM |
|---------------|----------|----------|----------|----------|----------|----------|----------|----------|----------|----------|-----------|
| Home | 1 | 0 | 0 | 2 | 3 | 2 | 1 | 2 | 0 | 0 | 12 |
| Road | 1 | 0 | 0 | 2 | 3 | 1 | 0 | 1 | 0 | 0 | 10 |
| TOTALS | 2 | 0 | 0 | 4 | 6 | 3 | 1 | 3 | 0 | 0 | 22 |

RESULTS

| DATE | SITE | W/L | DRW | OPP |
|------|------|-----|-----|-----|
| 1/11 | A | W | 3 | 1 |
| 1/18 | H | W | 3 | 2 |

GOALS BY PERIOD

| TEAM | 1 | 2 | 3 | OT | SO | TOT |
|-------------|---|---|---|----|----|-----|
| Detroit | 1 | 1 | 3 | 0 | 1 | 6 |
| Los Angeles | 1 | 1 | 1 | 0 | 0 | 3 |

SPECIAL TEAMS

| DETROIT POWER PLAY | | | DETROIT PENALTY KILL | | |
|--------------------|------------|--------------|----------------------|------------|--------------|
| Home | 0-4 | 0.00% | Home | 3-4 | 75.0% |
| Road | 1-3 | 33.3% | Road | 2-4 | 50.0% |
| Totals | 1-7 | 14.3% | Totals | 5-8 | 62.5% |

LEADERS

| DETROIT | | | LOS ANGELES | | |
|-------------------|---------------------------|--|----------------|---------------------------|--|
| Tomas Tatar | 1G-1A-2P, +2 in 2 games | | Mike Richards | 1G-2A-3P, -1 in 2 games | |
| Riley Sheahan | 1G-1A-2P, +2 in 2 games | | Drew Doughty | 1G-1A-2P, -2 in 2 games | |
| Henrik Zetterberg | 1G-1A-2P, +1 in 2 games | | Jeff Carter | 1G-0A-1P, -2 in 2 games | |
| Brendan Smith | 0G-2A-2P, +1 in 2 games | | Slava Voynov | 0G-1A-1P in 2 games | |
| Jimmy Howard | 2-0-0, 1.45 GAA, .961 SV% | | Jonathan Quick | 0-1-1, 2.45 GAA, .918 SV% | |

ALL-TIME SEASON RECORD

| SITE | GP | W | L | T | OTL | PTS | GF | GA |
|---------------|------------|-----------|-----------|-----------|----------|------------|------------|------------|
| Home | 96 | 49 | 34 | 13 | 0 | 111 | 367 | 316 |
| Road | 96 | 35 | 45 | 14 | 2 | 86 | 300 | 355 |
| TOTALS | 192 | 84 | 79 | 27 | 2 | 197 | 667 | 671 |

2013-14 TEAM-BY-TEAM RECORDS



MINNESOTA WILD

Website: wild.nhl.com
Office Address:
317 Washington St.
St. Paul, MN 55102

Arena:Xcel Energy Center (17,954)
All-Time Season Record: 474-408-55-95
..... in 13 seasons
All-Time Stanley Cup Playoff Record: 18-29
Stanley Cup Champions: None

Management and Coaching Staff

Executive Vice President & GM :Chuck Fletcher

Assistant General Manager:Brent Flahr
Head Coach:Mike Yeo
Assistant Coaches:Rick Wilson, Darryl Sydor,
..... Darby Hendrickson, Andrew Brunette
Goaltending Coach: Bob Mason
Video Coordinator: Jonas Plumb
Strength & Conditioning Coach:Kirk Olson
Head Athletic Trainer:Don Fuller
Head Equipment Manager:Tony DaCosta

Media Contacts

Office Phone:(651) 602-6000
Fax:(651) 222-1055
Media Relations Director:Aaron Sickman
Media Relations Coordinator:Carly Peters

vs. MINNESOTA

| SEASON RECORD | W | L | OTL | Pts | GF | GA | PPGF | PPGA | SHGF | SHGA | PIM |
|---------------|----------|----------|----------|----------|----------|----------|----------|----------|----------|----------|-----------|
| Home | 0 | 0 | 1 | 1 | 3 | 4 | 1 | 1 | 0 | 0 | 6 |
| Road | 1 | 0 | 0 | 2 | 3 | 2 | 2 | 1 | 0 | 0 | 8 |
| TOTALS | 1 | 0 | 1 | 3 | 6 | 6 | 3 | 2 | 0 | 0 | 14 |

RESULTS

| DATE | SITE | W/L | DRW | OPP |
|------|------|-----|-----|-----|
| 3/22 | A | W | 3 | 2 |
| 3/23 | H | SOL | 3 | 4 |

GOALS BY PERIOD

| TEAM | 1 | 2 | 3 | OT | SO | TOT |
|-----------|---|---|---|----|----|-----|
| Detroit | 3 | 1 | 2 | 0 | 0 | 6 |
| Minnesota | 1 | 1 | 3 | 1 | 0 | 6 |

SPECIAL TEAMS

| DETROIT POWER PLAY | | | DETROIT PENALTY KILL | | |
|--------------------|------------|--------------|----------------------|------------|--------------|
| Home | 1-2 | 50.0% | Home | 2-3 | 66.7% |
| Road | 2-2 | 100% | Road | 2-3 | 66.7% |
| Totals | 3-4 | 75.0% | Totals | 4-6 | 66.7% |

LEADERS

| DETROIT | | | MINNESOTA | | |
|----------------|---------------------------|--|----------------|---------------------------|--|
| Gustav Nyquist | 3G-0A-3P, +3 in 2 games | | Charlie Coyle | 2G-1A-3P, +3 in 2 games | |
| Brendan Smith | 1G-2A-3P, +2 in 2 games | | Matt Moulson | 1G-2A-3P, +2 in 2 games | |
| Tomas Tatar | 1G-1A-2P, +3 in 2 games | | Mikko Koivu | 1G-2A-3P, +1 in 2 games | |
| David Legwand | 1G-1A-2P, -1 in 2 games | | Ryan Suter | 0G-2A-2P in 2 games | |
| Jimmy Howard | 1-0-1, 2.96 GAA, .909 SV% | | Ilya Bryzgalov | 1-0-0, 2.89 GAA, .813 SV% | |

ALL-TIME SEASON RECORD

| SITE | GP | W | L | T | OTL | PTS | GF | GA |
|---------------|-----------|-----------|----------|----------|----------|-----------|------------|------------|
| Home | 25 | 16 | 4 | 1 | 4 | 37 | 95 | 59 |
| Road | 24 | 15 | 5 | 2 | 2 | 34 | 66 | 55 |
| TOTALS | 49 | 31 | 9 | 3 | 6 | 71 | 161 | 114 |

2013-14 TEAM-BY-TEAM RECORDS



MONTREAL CANADIENS

Website:
canadiens.nhl.com
Address: Bell Centre
1909, avenue des Canadiens-
de-Montréal
Montréal, QC H3B 5E8

Arena: Bell Centre (21,273)
All-Time Season Record: 3210-2094-837-109
..... in 96 seasons
All-Time Stanley Cup Playoff Record: 421-302-8
Stanley Cup Champions: 1924, 1930, 1931, 1944,
1946, 1953, 1956, 1957, 1958, 1959, 1960, 1965,
1966, 1968, 1969, 1971, 1973, 1976, 1977, 1978,
1979, 1986, 1993

Management and Coaching Staff

Executive VP & General Manager: Marc Bergevin
Assistant General Managers: Larry Carriere,
..... Scott Mellanby
Head Coach: Michel Therrien
Assistant Coaches: Clement Jodoin,
..... J-J Daigneault, Dan Lacroix
Goaltending Coach: Stephane Waite
Video Coach: Mario Leblanc
Strength & Conditioning Coach: Pierre Allard
Head Athletic Trainer: Graham Rynbend
Head Equipment Manager: Pierre Gervais

Media Contacts

Office Phone: (514) 932-2582
Fax: (514) 932-8285
Senior VP of Communications: Donald Beauchamp
Director of Media Relations: Dominick Saillant
Communications Manager: Francois Marchand

vs. MONTREAL

| SEASON RECORD | W | L | OTL | Pts | GF | GA | PPGF | PPGA | SHGF | SHGA | PIM |
|---------------|----------|----------|----------|----------|-----------|-----------|----------|----------|----------|----------|-----------|
| Home | 1 | 1 | 0 | 2 | 8 | 6 | 1 | 1 | 0 | 0 | 18 |
| Road | 1 | 1 | 0 | 2 | 5 | 6 | 3 | 0 | 0 | 0 | 14 |
| TOTALS | 2 | 2 | 0 | 4 | 13 | 12 | 4 | 1 | 0 | 0 | 32 |

RESULTS

| DATE | SITE | W/L | DRW | OPP |
|------|------|-----|-----|-----|
| 1/24 | H | W | 4 | 1 |
| 2/26 | A | W | 2 | 1 |
| 3/27 | H | L | 4 | 5 |
| 4/5 | A | L | 3 | 5 |

GOALS BY PERIOD

| TEAM | 1 | 2 | 3 | OT | SO | TOT |
|----------|---|---|---|----|----|-----|
| Detroit | 2 | 3 | 7 | 1 | 0 | 13 |
| Montréal | 3 | 4 | 5 | 0 | 0 | 12 |

SPECIAL TEAMS

| DETROIT POWER PLAY | | | DETROIT PENALTY KILL | | |
|--------------------|-------------|--------------|----------------------|--------------|--------------|
| Home | 1-8 | 12.5% | Home | 6-7 | 85.7% |
| Road | 3-6 | 50.0% | Road | 5-5 | 100% |
| Totals | 4-14 | 28.6% | Totals | 11-12 | 91.7% |

LEADERS

| DETROIT | | MONTREAL | |
|------------------|---------------------------|------------------|---------------------------|
| Gustav Nyquist | 2G-3A-5P, +1 in 4 games | Brian Gionta | 3G-0A-3P, +2 in 4 games |
| Johan Franzen | 1G-4A-5P, -2 in 3 games | Tomas Plekanec | 2G-1A-3P in 4 games |
| Niklas Kronwall | 2G-2A-4P, -4 in 4 games | Thomas Vanek | 1G-2A-3P, +3 in 2 games |
| Riley Sheahan | 2G-1A-3P, +3 in 4 games | David Desharnais | 1G-2A-3P, +2 in 4 games |
| Jonas Gustavsson | 1-1-0, 3.05 GAA, .895 SV% | Carey Price | 2-1-0, 3.67 GAA, .882 SV% |

ALL-TIME SEASON RECORD

| SITE | GP | W | L | T | OTL | PTS | GF | GA |
|---------------|------------|------------|------------|-----------|----------|------------|-------------|-------------|
| Home | 285 | 133 | 99 | 53 | 0 | 319 | 820 | 728 |
| Road | 287 | 70 | 174 | 43 | 0 | 183 | 650 | 1010 |
| TOTALS | 572 | 203 | 273 | 96 | 0 | 502 | 1470 | 1738 |

2013-14 TEAM-BY-TEAM RECORDS

**IT'S MORE
THAN HOCKEY.**



NASHVILLE PREDATORS

Website: nashvillepredators.com
Address:
Bridgestone Arena
501 Broadway
Nashville, TN 37203

Arena: Bridgestone Arena (17,113)
All-Time Season Record: 557-479-60-100
..... in 15 seasons
All-Time Stanley Cup Playoff Record: 19-31
Stanley Cup Champions: None

Management and Coaching Staff

President & General Manager: David Poile

Assistant General Manager: Paul Fenton
Head Coach: Peter Laviolette
Assistant Coaches: Phil Housley, Kevin McCarthy
Goaltending Coach: Ben Vanderklok
Strength & Conditioning Coach: David Good
Video Coach: Lawrence Feloney
Head Athletic Trainer: Andy Hosler
Head Equipment Manager: Pete Rogers

Media Contacts

Office Phone: (615) 770-2300
Fax: (615) 770-2309
Senior Vice President of Communications:
..... Gerry Helper
Corp. Communications Coordinator: Alexis Witman
Manager of Hockey Communications:
..... Kevin Wilson

vs. NASHVILLE

| SEASON RECORD | W | L | OTL | Pts | GF | GA | PPGF | PPGA | SHGF | SHGA | PIM |
|---------------|----------|----------|----------|----------|----------|----------|----------|----------|----------|----------|-----------|
| Home | 0 | 1 | 0 | 0 | 0 | 2 | 0 | 1 | 0 | 0 | 14 |
| Road | 0 | 1 | 0 | 0 | 4 | 6 | 1 | 1 | 0 | 0 | 15 |
| TOTALS | 0 | 2 | 0 | 0 | 4 | 8 | 1 | 2 | 0 | 0 | 29 |

RESULTS

| DATE | SITE | W/L | DRW | OPP |
|-------|------|-----|-----|-----|
| 11/19 | H | L | 0 | 2 |
| 12/30 | A | L | 4 | 6 |

GOALS BY PERIOD

| TEAM | 1 | 2 | 3 | OT | SO | TOT |
|-----------|---|---|---|----|----|-----|
| Detroit | 1 | 0 | 3 | 0 | 0 | 4 |
| Nashville | 2 | 2 | 4 | 0 | 0 | 8 |

SPECIAL TEAMS

| DETROIT POWER PLAY | | | DETROIT PENALTY KILL | | |
|--------------------|------------|--------------|----------------------|-------------|--------------|
| Home | 0-2 | 0.00% | Home | 5-6 | 83.3% |
| Road | 1-2 | 50.0% | Road | 4-5 | 80.0% |
| Totals | 1-4 | 25.0% | Totals | 9-11 | 81.8% |

LEADERS

| DETROIT | | NASHVILLE | |
|-------------------|---------------------------|---------------|---------------------------|
| Henrik Zetterberg | 0G-2A-2P in 2 games | Colin Wilson | 2G-1A-3P, +2 in 2 games |
| Niklas Kronwall | 0G-2A-2P, -3 in 2 games | Mike Fisher | 1G-2A-3P, +2 in 2 games |
| Patrick Eaves | 1G-0A-1P in 1 game | Craig Smith | 1G-1A-2P, +2 in 2 games |
| Kyle Quincey | 1G-0A-1P in 2 games | Seth Jones | 1G-1A-2P, +3 in 2 games |
| Jimmy Howard | 0-2-0, 3.56 GAA, .868 SV% | Marek Mazanec | 2-0-0, 2.00 GAA, .923 SV% |

ALL-TIME SEASON RECORD

| SITE | GP | W | L | T | OTL | PTS | GF | GA |
|---------------|-----------|-----------|-----------|----------|----------|------------|------------|------------|
| Home | 44 | 29 | 8 | 2 | 5 | 65 | 153 | 99 |
| Road | 43 | 20 | 18 | 2 | 3 | 45 | 118 | 121 |
| TOTALS | 87 | 49 | 26 | 4 | 8 | 110 | 271 | 220 |

2013-14 TEAM-BY-TEAM RECORDS



NEW JERSEY DEVILS

Website: devils.nhl.com
Address: Prudential
Center
165 Mulberry St.
Newark, NJ 07102

Arena: Prudential Center (16,592)
All-Time Season Record: 1314-1361-328-95
..... in 39 seasons
All-Time Stanley Cup Playoff Record: 136-118
Stanley Cup Champions: 1995, 2000, 2003

Management and Coaching Staff

CEO, President & General Manager:.....Lou Lamoriello

Executive VP, Hockey Operations:David Conte
Head Coach:Peter DeBoer
Assistant Coaches:Dave Barr, Mike Foligno
Goaltending Coach: Chris Terreri
Video Coordinator: Taran Singleton
Strength & Conditioning Coordinator:
.....Michael Vasalani
Head Athletic Trainer:Richard Stinziano
Head Equipment Manager: Rich Matthews

Media Contacts

Office Phone:(973) 757-6100
Fax:(973) 757-6399
Senior Vice President of Communications:
.....Mike Levine
Director of Communications:Pete Albietz
Asst. Director of Communications:.....Dan Beam

vs. NEW JERSEY

| SEASON RECORD | W | L | OTL | Pts | GF | GA | PPGF | PPGA | SHGF | SHGA | PIM |
|---------------|----------|----------|----------|----------|-----------|----------|----------|----------|----------|----------|-----------|
| Home | 1 | 0 | 0 | 2 | 7 | 4 | 1 | 0 | 0 | 1 | 6 |
| Road | 1 | 1 | 0 | 2 | 6 | 5 | 3 | 2 | 0 | 0 | 18 |
| TOTALS | 2 | 1 | 0 | 4 | 13 | 9 | 4 | 2 | 0 | 1 | 24 |

RESULTS

| DATE | SITE | W/L | DRW | OPP |
|------|------|-----|-----|-----|
| 12/6 | A | W | 3 | 1 |
| 3/4 | A | L | 3 | 4 |
| 3/7 | H | W | 7 | 4 |

GOALS BY PERIOD

| TEAM | 1 | 2 | 3 | OT | SO | TOT |
|------------|---|---|---|----|----|-----|
| Detroit | 2 | 6 | 5 | 0 | 0 | 13 |
| New Jersey | 2 | 3 | 4 | 0 | 0 | 9 |

SPECIAL TEAMS

| DETROIT POWER PLAY | | | DETROIT PENALTY KILL | | |
|--------------------|-------------|--------------|----------------------|-------------|--------------|
| Home | 1-3 | 33.3% | Home | 3-3 | 100.0% |
| Road | 3-9 | 33.3% | Road | 5-7 | 71.4% |
| Totals | 4-12 | 33.3% | Totals | 8-10 | 80.0% |

LEADERS

| DETROIT | | NEW JERSEY | |
|------------------|---------------------------|-----------------|---------------------------|
| Johan Franzen | 4G-3A-7P, +5 in 3 games | Adam Henrique | 3G-0A-3P, +2 in 3 games |
| Gustav Nyquist | 1G-5A-6P, +5 in 3 games | Patrik Elias | 1G-2A-3P, +2 in 3 games |
| David Legwand | 1G-2A-3P, +2 in 1 game | Jaromir Jagr | 1G-1A-2P, -1 in 3 games |
| Todd Bertuzzi | 1G-2A-3P in 3 games | Greene/Zidlicky | 1G-1A-2P, -2 in 3 games |
| Jonas Gustavsson | 2-0-0, 2.50 GAA, .861 SV% | Martin Brodeur | 1-0-0, 3.00 GAA, .870 SV% |

ALL-TIME SEASON RECORD

| SITE | GP | W | L | T | OTL | PTS | GF | GA |
|---------------|-----------|-----------|-----------|-----------|----------|-----------|------------|------------|
| Home | 45 | 29 | 14 | 2 | 0 | 60 | 183 | 139 |
| Road | 45 | 13 | 22 | 9 | 1 | 36 | 118 | 149 |
| TOTALS | 90 | 42 | 36 | 11 | 1 | 96 | 301 | 288 |

2013-14 TEAM-BY-TEAM RECORDS



NEW YORK ISLANDERS

Website:
islanders.nhl.com
Office Address:
1255 Hempstead TPKE
Uniondale, NY 11553

Arena: Nassau Veterans Memorial Coliseum (16,170)
All-Time Season Record: 1405-1399-347-103
..... in 41 seasons
All-Time Stanley Cup Playoff Record: 136-110
Stanley Cup Champions: 1980, 1981,
..... 1982, 1983

Management and Coaching Staff

General Manager: Garth Snow

Assistant GM & Assistant Coach – Doug Weight:
..... Doug Weight
Head Coach: Jack Capuano
Assistant Coaches: Greg Cronin,
..... Robert Corkum, Matt Bertani
Goaltending Coach: Mike Dunham
Strength & Conditioning Coach: Derrek Douglas
Head Athletic Trainer: Damien Hess
Assistant Athletic Trainer: Nates Goto
Head Equipment Manager: Scott Boggs

Media Contacts

Office Phone: (516) 501-6700
Fax: (516) 501-6850
Director of Communications: Kimber Auerbach
Communications Manager : Jesse Eisenberg
Communications Coordinator : Greg Picker

vs. NY ISLANDERS

| SEASON RECORD | W | L | OTL | Pts | GF | GA | PPGF | PPGA | SHGF | SHGA | PIM |
|---------------|----------|----------|----------|----------|----------|----------|----------|----------|----------|----------|-----------|
| Home | 0 | 1 | 0 | 0 | 0 | 3 | 0 | 0 | 0 | 0 | 2 |
| Road | 1 | 0 | 1 | 3 | 9 | 5 | 1 | 1 | 1 | 0 | 14 |
| TOTALS | 1 | 1 | 1 | 3 | 9 | 8 | 1 | 1 | 1 | 0 | 16 |

RESULTS

| DATE | SITE | W/L | DRW | OPP |
|-------|------|-----|-----|-----|
| 11/16 | A | SOL | 4 | 5 |
| 11/29 | A | W | 5 | 0 |
| 12/23 | H | L | 0 | 3 |

GOALS BY PERIOD

| TEAM | 1 | 2 | 3 | OT | SO | TOT |
|--------------|---|---|---|----|----|-----|
| Detroit | 3 | 2 | 4 | 0 | 0 | 9 |
| NY Islanders | 4 | 2 | 1 | 0 | 1 | 8 |

SPECIAL TEAMS

| DETROIT POWER PLAY | | | DETROIT PENALTY KILL | | |
|--------------------|------------|--------------|----------------------|------------|--------------|
| Home | 0-1 | 0.00% | Home | 1-1 | 100% |
| Road | 1-3 | 33.3% | Road | 6-7 | 85.7% |
| Totals | 1-4 | 25.0% | Totals | 7-8 | 87.5% |

LEADERS

| DETROIT | | | NY ISLANDERS | | |
|-------------------|----------------------------|--|----------------|---------------------------|--|
| Darren Helm | 3G-1A-4P, +5 in 2 games | | John Tavares | 1G-2A-3P, -2 in 3 games | |
| Daniel Alfredsson | 2G-1A-3P, +2 in 2 games | | Casey Cizikas | 2G-0A-2P, +1 in 3 games | |
| Niklas Kronwall | 0G-3A-3P, +4 in 3 games | | Josh Bailey | 0G-2A-2P, +1 in 2 games | |
| Pavel Datsyuk | 2G-0A-2P, -2 in 2 games | | Matt Martin | 0G-2A-2P, +2 in 3 games | |
| Jimmy Howard | 1-0-0, 0.00 GAA, 1.000 SV% | | Evgeni Nabokov | 1-0-0, 0.93 GAA, .958 SV% | |

ALL-TIME SEASON RECORD

| SITE | GP | W | L | T | OTL | PTS | GF | GA |
|---------------|------------|-----------|-----------|----------|----------|------------|------------|------------|
| Home | 49 | 26 | 20 | 2 | 1 | 55 | 169 | 146 |
| Road | 51 | 21 | 25 | 4 | 1 | 47 | 151 | 183 |
| TOTALS | 100 | 47 | 45 | 6 | 2 | 102 | 320 | 329 |

2013-14 TEAM-BY-TEAM RECORDS

IT'S MORE
THAN HOCKEY.



NEW YORK RANGERS

Website:
newyorkrangers.com
Address:
Madison Square Garden
Two Pennsylvania Plaza,
14th floor
New York, NY 10121

Arena: Madison Square Garden (18,006)
All-Time Season Record: 2606-2513-808-97
..... in 87 seasons
All-Time Stanley Cup Playoff Record:
..... 226-245-8
Stanley Cup Champions: 1928, 1933, 1940, 1994

Management and Coaching Staff

President & General Manager: Glen Sather

Assistant General Managers: Jim Schoenfeld,
..... Jeff Gorton
Head Coach: Alain Vigneault
Associate Coach: Scott Arniel
Assistant Coaches: Ulf Samuelsson,
..... Darryl Williams
Video Coach: Jerry Dineen
Goaltending Coach: Benoit Allaire
Strength & Conditioning Coach: Reg Grant
Head Athletic Trainer: Jim Ramsay
Head Equipment Manager: Acacio Marques

Media Contacts

Office Phone: (212) 465-6486
Fax: (212) 465-6494
Sr. Vice President of Public Relations: John Rosasco
Director of Public Relations: Brendan McIntyre
Public Relations Coordinator: Dino Ticinelli

vs. NY RANGERS

| SEASON RECORD | W | L | OTL | Pts | GF | GA | PPGF | PPGA | SHGF | SHGA | PIM |
|---------------|----------|----------|----------|----------|----------|----------|----------|----------|----------|----------|-----------|
| Home | 0 | 0 | 1 | 1 | 2 | 3 | 1 | 1 | 0 | 0 | 6 |
| Road | 0 | 2 | 0 | 0 | 0 | 4 | 0 | 0 | 0 | 0 | 10 |
| TOTALS | 0 | 2 | 1 | 1 | 2 | 7 | 1 | 1 | 0 | 0 | 16 |

RESULTS

| DATE | SITE | W/L | DRW | OPP |
|-------|------|-----|-----|-----|
| 10/26 | H | OTL | 2 | 3 |
| 1/16 | A | L | 0 | 1 |
| 3/9 | A | L | 0 | 3 |

GOALS BY PERIOD

| TEAM | 1 | 2 | 3 | OT | SO | TOT |
|------------|---|---|---|----|----|-----|
| Detroit | 1 | 1 | 0 | 0 | 0 | 2 |
| NY Rangers | 1 | 1 | 4 | 1 | 0 | 7 |

SPECIAL TEAMS

| DETROIT POWER PLAY | | | DETROIT PENALTY KILL | | |
|--------------------|------------|--------------|----------------------|------------|--------------|
| Home | 1-4 | 25.0% | Home | 2-3 | 66.7% |
| Road | 0-5 | 0.00% | Road | 5-5 | 100% |
| Totals | 1-9 | 11.1% | Totals | 7-8 | 87.5% |

LEADERS

| DETROIT | | | NY RANGERS | | |
|-------------------|---------------------------|--|------------------|----------------------------|--|
| Daniel Alfredsson | 1G-0A-1P, -1 in 2 games | | Benoit Pouliot | 1G-2A-3P, +2 in 3 games | |
| Drew Miller | 1G-0A-1P, -1 in 3 games | | Ryan McDonagh | 0G-3A-3P, +3 in 3 games | |
| Pavel Datsyuk | 0G-1A-1P in 1 game | | Chris Kreider | 2G-0A-2P, +2 in 3 games | |
| Joakim Andersson | 0G-1A-1P, -1 in 2 games | | Mats Zuccarello | 2G-0A-2P, +1 in 3 games | |
| Jimmy Howard | 0-3-0, 2.29 GAA, .941 SV% | | Henrik Lundqvist | 2-0-0, 0.00 GAA, 1.000 SV% | |

ALL-TIME SEASON RECORD

| SITE | GP | W | L | T | OTL | PTS | GF | GA |
|---------------|------------|------------|------------|------------|----------|------------|-------------|-------------|
| Home | 288 | 167 | 76 | 45 | 1 | 380 | 1018 | 711 |
| Road | 289 | 94 | 136 | 58 | 1 | 247 | 746 | 878 |
| TOTALS | 577 | 261 | 212 | 103 | 2 | 627 | 1764 | 1589 |

2013-14 TEAM-BY-TEAM RECORDS



OTTAWA SENATORS

Website: senators.nhl.com
Address: Canadian Tire Centre
1000 Palladium Drive
Ottawa, ON K2V 1A5

Arena: Canadian Tire Centre (19,153)
All-Time Season Record: 741-699-115-103
..... in 21 seasons
All-Time Stanley Cup Playoff Record: 59-67
Stanley Cup Champions: None

Management and Coaching Staff

President of Hockey Operations & General Manager :
..... Bryan Murray

Assistant General Managers:..... Pierre Dorion,
..... Randy Lee
Head Coach: Paul MacLean
Assistant Coaches:..... Dave Cameron,
..... Mark Reeds, Jason Smith
Goaltending Coach: Rick Wamsley
Video Coach: Tim Pattyson
Conditioning Coach: Chris Schwarz
Head Athletic Trainer: Gerry Townend
Head Equipment Manager: Scott Allegrino

Media Contacts

Office Phone: (613) 599-0250
Fax: (613) 599-5562
Director of Communications: Brian Morris
Communications Manager: Chris Moore
Communications Coordinator: Amanda Nigh

vs. OTTAWA

| SEASON RECORD | W | L | OTL | Pts | GF | GA | PPGF | PPGA | SHGF | SHGA | PIM |
|---------------|----------|----------|----------|----------|-----------|-----------|----------|----------|----------|----------|-----------|
| Home | 0 | 2 | 0 | 0 | 3 | 10 | 3 | 4 | 0 | 0 | 29 |
| Road | 2 | 0 | 0 | 4 | 10 | 3 | 1 | 0 | 0 | 0 | 32 |
| TOTALS | 2 | 2 | 0 | 4 | 13 | 13 | 4 | 4 | 0 | 0 | 61 |

RESULTS

| DATE | SITE | W/L | DRW | OPP |
|-------|------|-----|-----|-----|
| 10/23 | H | L | 1 | 6 |
| 11/23 | H | L | 2 | 4 |
| 12/1 | A | W | 4 | 2 |
| 2/27 | A | W | 6 | 1 |

GOALS BY PERIOD

| TEAM | 1 | 2 | 3 | OT | SO | TOT |
|---------|---|---|---|----|----|-----|
| Detroit | 6 | 4 | 3 | 0 | 0 | 13 |
| Ottawa | 5 | 3 | 5 | 0 | 0 | 13 |

SPECIAL TEAMS

| DETROIT POWER PLAY | | | DETROIT PENALTY KILL | | |
|--------------------|-------------|--------------|----------------------|--------------|--------------|
| Home | 3-11 | 27.2% | Home | 7-11 | 63.6% |
| Road | 1-5 | 20.0% | Road | 10-10 | 100% |
| Totals | 4-16 | 25.0% | Totals | 17-21 | 81.0% |

LEADERS

| DETROIT | | | OTTAWA | | |
|------------------|---------------------------|--|------------------|---------------------------|--|
| Niklas Kronwall | 0G-7A-7P, +1 in 4 games | | Bobby Ryan | 4G-1A-5P, +2 in 4 games | |
| Johan Franzen | 4G-0A-4P, +2 in 4 games | | Erik Karlsson | 0G-5A-5P, +3 in 4 games | |
| Tomas Tatar | 1G-3A-4P, +3 in 4 games | | Clarke MacArthur | 3G-1A-4P in 4 games | |
| Jonas Gustavsson | 1G-2A-3P, +3 in 3 games | | Jason Spezza | 2G-1A-3P, +1 in 4 games | |
| Jimmy Howard | 2-0-0, 2.16 GAA, .933 SV% | | Craig Anderson | 1-0-0, 1.00 GAA, .969 SV% | |

ALL-TIME SEASON RECORD

| SITE | GP | W | L | T | OTL | PTS | GF | GA |
|---------------|-----------|-----------|-----------|----------|----------|-----------|-----------|-----------|
| Home | 14 | 8 | 6 | 0 | 0 | 16 | 47 | 36 |
| Road | 15 | 10 | 4 | 1 | 0 | 21 | 51 | 41 |
| TOTALS | 29 | 18 | 10 | 1 | 0 | 37 | 98 | 77 |

2013-14 TEAM-BY-TEAM RECORDS



PHILADELPHIA FLYERS

Website: flyers.nhl.com
Address:
Wells Fargo Center
3601 South Broad Street
Philadelphia, PA 19148

Arena:Wells Fargo Center (19,541)
All-Time Season Record:1821-1254-457-104
..... in 46 seasons
All-Time Stanley Cup Playoff Record: 217-204
Stanley Cup Champions:1974, 1975

Management and Coaching Staff

President:Paul Holmgren
General Manager:Ron Hextall

Assistant General Manager:Barry Hanrahan
Head Coach:Craig Berube
Assistant Coaches:Gord Murphy,
.....Ian Laperriere, Joe Mullen
Goaltending Coach:Jeff Reese
Video Coach:Adam Patterson
Director of Medical Services : Jim McCrossin
Strength & Cond. Coach:.....Ryan Podell
Head Equipment Manager:Derek Settlemyre

Media Contacts

Office Phone:(215) 389-9554
Fax:(215) 389-9403
Senior Director of Communications:Zack Hill
Manager of Public Relations: Joe Sivilite
Manager of Media Services & Broadcasting:
.....Brian Smith

vs. PHILADELPHIA

| SEASON RECORD | W | L | OTL | Pts | GF | GA | PPGF | PPGA | SHGF | SHGA | PIM |
|---------------|----------|----------|----------|----------|----------|-----------|----------|----------|----------|----------|-----------|
| Home | 1 | 1 | 0 | 2 | 8 | 8 | 4 | 3 | 0 | 0 | 16 |
| Road | 0 | 1 | 0 | 0 | 0 | 5 | 0 | 1 | 0 | 0 | 8 |
| TOTALS | 1 | 2 | 0 | 2 | 8 | 13 | 4 | 4 | 0 | 0 | 24 |

RESULTS

| DATE | SITE | W/L | DRW | OPP |
|-------|------|-----|-----|-----|
| 10/12 | H | W | 5 | 2 |
| 12/4 | H | L | 3 | 6 |
| 1/28 | A | L | 0 | 5 |

GOALS BY PERIOD

| TEAM | 1 | 2 | 3 | OT | SO | TOT |
|--------------|---|---|---|----|----|-----|
| Detroit | 2 | 3 | 3 | 0 | 0 | 8 |
| Philadelphia | 2 | 4 | 7 | 0 | 0 | 13 |

SPECIAL TEAMS

| DETROIT POWER PLAY | | | DETROIT PENALTY KILL | | |
|--------------------|------------|--------------|----------------------|------------|-------------|
| Home | 2-5 | 40.0% | Home | 2-2 | 100% |
| Road | 0-4 | 0.00% | Road | 2-2 | 100% |
| Totals | 2-9 | 22.2% | Totals | 4-4 | 100% |

LEADERS

| DETROIT | | PHILADELPHIA | |
|-------------------|---------------------------|----------------|---------------------------|
| Daniel Alfredsson | 0G-4A-4P, -1 in 3 games | Scott Hartnell | 3G-3A-6P, +2 in 2 games |
| Henrik Zetterberg | 2G-1A-3P, +1 in 1 game | Claude Giroux | 2G-4A-6P, +1 in 3 games |
| Pavel Datsyuk | 1G-2A-3P, +1 in 1 game | Sean Couturier | 3G-2A-5P, +4 in 3 games |
| Niklas Kronwall | 1G-2A-3P, -3 in 3 games | Mark Streit | 0G-3A-3P, +2 in 3 games |
| Jimmy Howard | 1-1-0, 3.03 GAA, .89% SV% | Steve Mason | 2-0-0, 1.50 GAA, .95% SV% |

ALL-TIME SEASON RECORD

| SITE | GP | W | L | T | OTL | PTS | GF | GA |
|---------------|------------|-----------|-----------|-----------|----------|------------|------------|------------|
| Home | 65 | 35 | 20 | 10 | 0 | 80 | 233 | 201 |
| Road | 62 | 13 | 38 | 11 | 0 | 37 | 174 | 248 |
| TOTALS | 127 | 48 | 58 | 21 | 0 | 117 | 407 | 449 |

2013-14 TEAM-BY-TEAM RECORDS

IT'S MORE
THAN HOCKEY.



PITTSBURGH PENGUINS

Website:
penguins.nhl.com
Address:
CONSOL Energy Center
1001 Fifth Avenue
Pittsburgh, PA 15219

Arena:Consol Energy Center (18,387)
All-Time Season Record:1594-1566-383-93
.....in 46 seasons
All-Time Stanley Cup Playoff Record:167-144
Stanley Cup Champions:1991, 1992, 2009

Management and Coaching Staff

Executive VP & General Manager: ... Jim Rutherford

Associate General Manager:Jason Botterill
Assistant General Managers:.....Tom Fitzgerald,
..... Bill Guerin
Head Coach:Mike Johnston
Assistant Coaches:Rick Tocchet, Gary Agnew
Goaltending Coach:Mike Bales
Strength & Conditioning Coach:Mike Kadar
Video Coordinator:Andy Saucier
Head Athletic Trainer:Chris Stewart
Head Equipment Manager: Dana Heinze

Media Contacts

Office Phone:(412) 642-1300
Fax:(412) 255-1980
Director of Communications:Jennifer Bullano
Manager of Communications:Jason Seidling

vs. PITTSBURGH

| SEASON RECORD | W | L | OTL | Pts | GF | GA | PPGF | PPGA | SHGF | SHGA | PIM |
|---------------|----------|----------|----------|----------|----------|-----------|----------|----------|----------|----------|-----------|
| Home | 1 | 1 | 0 | 2 | 6 | 8 | 1 | 3 | 0 | 0 | 33 |
| Road | 0 | 0 | 1 | 1 | 3 | 4 | 0 | 2 | 0 | 0 | 8 |
| TOTALS | 1 | 1 | 1 | 3 | 9 | 12 | 1 | 5 | 0 | 0 | 41 |

RESULTS

| DATE | SITE | W/L | DRW | OPP |
|-------|------|-----|-----|-----|
| 12/14 | H | L | 1 | 4 |
| 3/20 | H | W | 5 | 4 |
| 4/9 | A | SOL | 3 | 4 |

GOALS BY PERIOD

| TEAM | 1 | 2 | 3 | OT | SO | TOT |
|------------|---|---|---|----|----|-----|
| Detroit | 3 | 2 | 3 | 1 | 0 | 9 |
| Pittsburgh | 2 | 6 | 3 | 0 | 1 | 12 |

SPECIAL TEAMS

| DETROIT POWER PLAY | | | DETROIT PENALTY KILL | | |
|--------------------|-------------|--------------|----------------------|-------------|--------------|
| Home | 1-11 | 9.09% | Home | 6-9 | 66.7% |
| Road | 0-2 | 0.00% | Road | 2-4 | 50.0% |
| Totals | 1-13 | 7.69% | Totals | 8-13 | 61.5% |

LEADERS

| DETROIT | | | PITTSBURGH | | |
|-------------------|---------------------------|--|---------------|---------------------------|--|
| Daniel Alfredsson | 2G-3A-5P, +3 in 3 games | | Evgeni Malkin | 3G-2A-5P in 2 games | |
| Gustav Nyquist | 1G-2A-3P, +2 in 3 games | | Jussi Jokinen | 1G-4A-5P, +1 in 3 games | |
| Niklas Kronwall | 1G-2A-3P, -1 in 3 games | | James Neal | 2G-2A-4P, +1 in 2 games | |
| Riley Sheahan | 1G-1A-2P, +3 in 2 games | | Sidney Crosby | 2G-1A-3P, +1 in 3 games | |
| Jimmy Howard | 1-0-0, 3.69 GAA, .907 SV% | | Jeff Zatkoff | 1-0-0, 1.00 GAA, .966 SV% | |

SEASON RECORD

| SITE | GP | W | L | T | OTL | PTS | GF | GA |
|---------------|------------|-----------|-----------|-----------|----------|------------|------------|------------|
| Home | 71 | 43 | 14 | 12 | 2 | 100 | 275 | 200 |
| Road | 71 | 20 | 45 | 4 | 2 | 46 | 209 | 292 |
| TOTALS | 142 | 63 | 59 | 16 | 4 | 146 | 484 | 492 |

2013-14 TEAM-BY-TEAM RECORDS

**IT'S MORE
THAN HOCKEY.**



SAN JOSE SHARKS

Website: sharks.nhl.com
Address:SAP Center at San Jose
525 W. Santa Clara Street
San Jose, CA 95113

Arena: SAP Center at San Jose (17,562)
All-Time Season Record: 797-710-121-110
..... in 22 seasons
All-Time Stanley Cup Playoff Record: 87-94
Stanley Cup Champions: None

Management and Coaching Staff

Executive VP & General Manager:Doug Wilson
VP and Assist. General Manager:..... Wayne Thomas

Assistant General Manager:.....Joe Will
Head Coach:Todd McLellan
Associate Coach:Larry Robinson
Assistant Coaches: Jay Woodcroft, Jim Johnson
Goaltending Coach: Corey Schwab
Strength & Conditioning Coordinator:
.....Mike Potenza
Video Coordinator: Brett Heimlich
Head Athletic Trainer:Ray Tufts
Head Equipment Manager:Mike Aldrich

Media Contacts

Office Phone: (408) 287-7070
Fax: (408) 999-5797
Director of Media Relations: Scott Emmert
Media Relations Manager:Ben Guerrero
Media Relations & Team Services Manager:
..... Jason Plank

vs. SAN JOSE

| SEASON RECORD | W | L | OTL | Pts | GF | GA | PPGF | PPGA | SHGF | SHGA | PIM |
|---------------|----------|----------|----------|----------|----------|----------|----------|----------|----------|----------|-----------|
| Home | 0 | 0 | 1 | 1 | 0 | 1 | 0 | 0 | 0 | 0 | 6 |
| Road | 0 | 1 | 0 | 0 | 1 | 4 | 1 | 0 | 0 | 0 | 24 |
| TOTALS | 0 | 1 | 1 | 1 | 1 | 5 | 1 | 0 | 0 | 0 | 30 |

RESULTS

| DATE | SITE | W/L | DRW | OPP |
|-------|------|-----|-----|-----|
| 10/21 | H | SOL | 0 | 1 |
| 1/9 | A | L | 1 | 4 |

GOALS BY PERIOD

| TEAM | 1 | 2 | 3 | OT | SO | TOT |
|----------|---|---|---|----|----|-----|
| Detroit | 1 | 0 | 0 | 0 | 0 | 1 |
| San Jose | 1 | 3 | 0 | 0 | 1 | 5 |

SPECIAL TEAMS

| DETROIT POWER PLAY | | | DETROIT PENALTY KILL | | |
|--------------------|------------|--------------|----------------------|------------|--------------|
| Home | 0-2 | 0.00% | Home | 3-3 | 100% |
| Road | 0-4 | 0.00% | Road | 3-4 | 75.0% |
| Totals | 0-6 | 0.00% | Totals | 6-7 | 85.7% |

LEADERS

| DETROIT | | SAN JOSE | |
|-----------------|---------------------------|-------------------|---------------------------|
| Tomas Tatar | 1G-0A-1P in 2 games | Joe Pavelski | 2G-0A-2P, +2 in 2 games |
| Luke Glendening | 0G-1A-1P, +1 in 1 game | Joe Thornton | 0G-2A-2A, +2 in 2 games |
| Brendan Smith | 0G-1A-1P in 2 games | Dan Boyle | 1G-0A-1P, -1 in 1 game |
| Jimmy Howard | 0-1-1, 2.29 GAA, .933 SV% | Andrew Desjardins | 1G-0A-1P, +1 in 2 games |
| | | Antti Niemi | 2-0-0, 0.48 GAA, .980 SV% |

ALL-TIME SEASON RECORD

| SITE | GP | W | L | T | OTL | PTS | GF | GA |
|---------------|-----------|-----------|-----------|----------|----------|------------|------------|------------|
| Home | 41 | 30 | 7 | 1 | 3 | 64 | 148 | 79 |
| Road | 43 | 21 | 18 | 3 | 1 | 46 | 151 | 147 |
| TOTALS | 84 | 51 | 25 | 4 | 4 | 110 | 299 | 226 |

2013-14 TEAM-BY-TEAM RECORDS



ST. LOUIS BLUES

Website: blues.nhl.com

Address:

Scottrade Center
1401 Clark Avenue
St. Louis, MO 63103

Arena: Scottrade Center (19,150)

All-Time Season Record: 1625-1469-432-110

..... in 46 seasons

All-Time Stanley Cup Playoff Record: 146-182

Stanley Cup Champions: None

Management and Coaching Staff

President of Hockey Operations & GM:

..... Doug Armstrong

Assistant General Manager: Kevin McDonald

Sr. Advisor to the GM: Al MacInnis

Head Coach: Ken Hitchcock

Associate Coach: Brad Shaw

Assistant Coaches: Ray Bennett, Kirk Muller

Goaltending Coach: Jim Corsi

Video Coach: Sean Ferrell

Strength & Conditioning Coach: Nelson Aytotte

Head Medical Trainer : Ray Barile

Head Equipment Manager: Bert Godin

Media Contacts

Office Phone: (314) 622-2500

Fax: (314) 622-2582

Sr. Vice President of Public Relations:

..... Mike Caruso

Sr. Director of Public Relations: Rich Jankowski

Assistant Director of Media Relations: .. Dan O'Neill

vs. ST. LOUIS

| SEASON RECORD | W | L | OTL | Pts | GF | GA | PPGF | PPGA | SHGF | SHGA | PIM |
|---------------|----------|----------|----------|----------|----------|----------|----------|----------|----------|----------|-----------|
| Home | 0 | 1 | 0 | 0 | 1 | 4 | 1 | 1 | 0 | 0 | 10 |
| Road | 1 | 0 | 0 | 2 | 3 | 0 | 0 | 0 | 0 | 0 | 6 |
| TOTALS | 1 | 1 | 0 | 2 | 4 | 4 | 1 | 1 | 0 | 0 | 16 |

RESULTS

| DATE | SITE | W/L | DRW | OPP |
|------|------|-----|-----|-----|
| 1/20 | H | L | 1 | 4 |
| 4/13 | A | W | 3 | 0 |

GOALS BY PERIOD

| TEAM | 1 | 2 | 3 | OT | SO | TOT |
|-----------|---|---|---|----|----|-----|
| Detroit | 2 | 1 | 1 | 0 | 0 | 4 |
| St. Louis | 1 | 2 | 1 | 0 | 0 | 4 |

SPECIAL TEAMS

| DETROIT POWER PLAY | | | DETROIT PENALTY KILL | | |
|--------------------|-------------|--------------|----------------------|------------|--------------|
| Home | 1-6 | 16.7% | Home | 4-5 | 80.0% |
| Road | 0-4 | 0.00% | Road | 3-3 | 100% |
| Totals | 1-10 | 10.0% | Totals | 7-8 | 87.5% |

LEADERS

| DETROIT | | ST. LOUIS | |
|-------------------|---------------------------|-----------------|---------------------------|
| Justin Abdelkader | 2G-0A-2P, +2 in 2 games | Alex Steen | 0G-2A-2P, +1 in 2 games |
| Riley Sheahan | 1G-1A-2P, -2 in 2 games | Barret Jackman | 1G-0A-1P, +1 in 1 game |
| Pavel Datsyuk | 0G-2A-2P, +2 in 1 game | Magnus Paajarvi | 1G-0A-1P in 2 games |
| Gustav Nyquist | 1G-0A-1P, +2 in 2 games | Jay Bouwmeester | 1G-0A-1P in 2 games |
| Petr Mrazek | 1-0-0, 0.67 GAA, .973 SV% | Jaroslav Halak | 1-0-0, 1.00 GAA, .957 SV% |

ALL-TIME SEASON RECORD

| SITE | GP | W | L | T | OTL | PTS | GF | GA |
|---------------|------------|------------|------------|-----------|----------|------------|------------|------------|
| Home | 138 | 68 | 49 | 17 | 4 | 157 | 492 | 407 |
| Road | 137 | 51 | 62 | 20 | 4 | 126 | 394 | 437 |
| TOTALS | 275 | 119 | 111 | 37 | 8 | 283 | 886 | 844 |

2013-14 TEAM-BY-TEAM RECORDS



TAMPA BAY LIGHTNING

Website: tampabaylightning.com
Address: Amalie Arena
401 Channelside Drive
Tampa, FL 33602

Arena: Amalie Arena (19,758)
All-Time Season Record: 652-785-112-109
..... in 21 seasons
All-Time Stanley Cup Playoff Record: 37-36
Stanley Cup Champions: 2004

Management and Coaching Staff

Vice President & General Manager: .. Steve Yzerman
Assistant General Managers: Julien BriseBois,

..... Pat Verbeek
Head Coach: John Cooper
Associate Coach: Rick Bowness
Assistant Coaches: George Gwozdecky,
..... Steve Thomas
Video Coach: Nigel Kirwan
Goaltending Coach: Frantz Jean
Strength & Conditioning Coach: Mark Lambert
Head Athletic Trainer: Tom Mulligan
Head Equipment Manager: Ray Thill

Media Contacts

Office Phone: (813) 301-6500
Fax: 813) 301-1487
Executive Vice President of Communications:
..... Bill Wickett
Director of Public Relations: Brian Breseman
Public Relations Coordinator: Trevor Van Knotsenburg

vs. TAMPA BAY

| SEASON RECORD | W | L | OTL | Pts | GF | GA | PPGF | PPGA | SHGF | SHGA | PIM |
|---------------|----------|----------|----------|----------|----------|-----------|----------|----------|----------|----------|-----------|
| Home | 1 | 1 | 1 | 3 | 5 | 8 | 1 | 0 | 0 | 0 | 20 |
| Road | 0 | 1 | 1 | 1 | 3 | 6 | 0 | 1 | 0 | 0 | 12 |
| TOTALS | 1 | 2 | 2 | 4 | 8 | 14 | 1 | 1 | 0 | 0 | 32 |

RESULTS

| DATE | SITE | W/L | DRW | OPP |
|-------|------|-----|-----|-----|
| 11/9 | H | OTL | 2 | 3 |
| 12/12 | A | SDL | 1 | 2 |
| 12/15 | H | L | 0 | 3 |
| 2/8 | A | L | 2 | 4 |
| 3/30 | H | W | 3 | 2 |

GOALS BY PERIOD

| TEAM | 1 | 2 | 3 | OT | SO | TOT |
|-----------|---|---|---|----|----|-----|
| Detroit | 5 | 2 | 1 | 0 | 0 | 8 |
| Tampa Bay | 2 | 4 | 6 | 1 | 1 | 14 |

SPECIAL TEAMS

| DETROIT POWER PLAY | | | DETROIT PENALTY KILL | | |
|--------------------|-------------|--------------|----------------------|--------------|--------------|
| Home | 1-10 | 10.0% | Home | 10-10 | 100% |
| Road | 0-7 | 0.00% | Road | 5-6 | 83.3% |
| Totals | 1-17 | 5.88% | Totals | 15-16 | 93.8% |

LEADERS

| DETROIT | | TAMPA BAY | |
|-------------------|---------------------------|--------------|---------------------------|
| Henrik Zetterberg | 2G-0A-2P, -1 in 2 games | Ondrej Palat | 2G-1A-3P, +3 in 5 games |
| David Legwand | 1G-1A-2P in 1 game | J.T. Brown | 1G-2A-3P, +1 in 4 games |
| Gustav Nyquist | 1G-1A-2P, -2 in 4 games | Sami Salo | 1G-2A-3P, +5 in 5 games |
| Danny DeKeyser | 0G-2A-2P, +3 in 3 games | Alex Killorn | 2G-0A-2P, +1 in 5 games |
| Jonas Gustavsson | 1-0-1, 1.44 GAA, .945 SV% | Ben Bishop | 4-1-0, 1.56 GAA, .946 SV% |

ALL-TIME SEASON RECORD

| SITE | GP | W | L | T | OTL | PTS | GF | GA |
|---------------|-----------|-----------|----------|----------|----------|-----------|------------|-----------|
| Home | 18 | 14 | 2 | 1 | 1 | 30 | 63 | 33 |
| Road | 19 | 12 | 5 | 1 | 1 | 26 | 80 | 57 |
| TOTALS | 37 | 26 | 7 | 2 | 2 | 56 | 143 | 90 |

2013-14 TEAM-BY-TEAM RECORDS



TORONTO MAPLE LEAFS

Website:
mapleleafs.nhl.com
Office Address:
50 Bay Street, Suite 500
Toronto, ON M5J 2L2

Arena: Air Canada Centre (18,819)
All-Time Season Record:2735-2623-783-109
..... in 96 seasons
All-Time Stanley Cup Playoff Record:254-273-4
Stanley Cup Champions:1918, 1922, 1932,
.....1942, 1945, 1947, 1948, 1949,
.....1951, 1962, 1963, 1964, 1967

Management and Coaching Staff

President:Brendan Shanahan

Sr. Vice President & General Manager:Dave Nonis
Assistant General Manager:..... Kyle Dubas
Head Coach:Randy Carlyle
Assistant Coaches: Chris Dennis ,
..... Peter Horachek, Steve Spott
Goaltending Consultant: Rick St. Croix
Video Coordinator:Adam Jancelewicz
Strength & Conditioning Coach:Anthony Belza
Head Athletic Therapist:Paul Ayotte
Equipment Manager: Brian Papineau

Media Contacts

Office Phone:(416) 815-5700
Fax:(416) 359-9331
Director, Media Relations:Steven Keogh
Coordinator, Media Relations:Ian Meagher

vs. TORONTO

| SEASON RECORD | W | L | OTL | Pts | GF | GA | PPGF | PPGA | SHGF | SHGA | PIM |
|---------------|----------|----------|----------|----------|-----------|-----------|----------|----------|----------|----------|-----------|
| Home | 1 | 0 | 1 | 3 | 5 | 5 | 0 | 1 | 0 | 0 | 12 |
| Road | 2 | 0 | 0 | 4 | 9 | 6 | 0 | 1 | 1 | 0 | 16 |
| TOTALS | 3 | 0 | 1 | 7 | 14 | 11 | 0 | 2 | 1 | 0 | 28 |

RESULTS

| DATE | SITE | W/L | DRW | OPP |
|-------|------|-----|-----|-----|
| 12/21 | A | W | 5 | 4 |
| 1/1 | H | SOL | 2 | 3 |
| 3/18 | H | W | 3 | 2 |
| 3/29 | A | W | 4 | 2 |

GOALS BY PERIOD

| TEAM | 1 | 2 | 3 | OT | SO | TOT |
|---------|---|---|---|----|----|-----|
| Detroit | 4 | 4 | 5 | 0 | 1 | 14 |
| Toronto | 2 | 4 | 4 | 0 | 1 | 11 |

SPECIAL TEAMS

| DETROIT POWER PLAY | | | DETROIT PENALTY KILL | | |
|--------------------|-------------|--------------|----------------------|--------------|--------------|
| Home | 0-8 | 0.00% | Home | 5-6 | 83.3% |
| Road | 0-4 | 0.00% | Road | 5-6 | 83.3% |
| Totals | 0-12 | 0.00% | Totals | 10-12 | 83.3% |

LEADERS

| DETROIT | | | TORONTO | | |
|-------------------|---------------------------|--|--------------------|---------------------------|--|
| Gustav Nyquist | 3G-1A-4P, +3 in 3 games | | Joffrey Lupul | 2G-2A-4P, -1 in 4 games | |
| Daniel Alfredsson | 2G-2A-4P, +4 in 4 games | | Dion Phaneuf | 1G-3A-4P, +2 in 4 games | |
| Darren Helm | 3G-0A-3P, +1 in 1 game | | James van Riemsdyk | 2G-1A-3P, -3 in 4 games | |
| Tomas Jurco | 1G-1A-2P, +1 in 2 games | | Jake Gardiner | 1G-2A-3P, -3 in 4 games | |
| Jimmy Howard | 3-0-1, 1.95 GAA, .930 SV% | | Jonathan Bernier | 1-1-1, 2.50 GAA, .928 SV% | |

ALL-TIME SEASON RECORD

| SITE | GP | W | L | T | OTL | PTS | GF | GA |
|---------------|------------|------------|------------|-----------|----------|------------|-------------|-------------|
| Home | 327 | 171 | 107 | 46 | 3 | 391 | 984 | 803 |
| Road | 321 | 107 | 166 | 47 | 1 | 262 | 861 | 1063 |
| TOTALS | 648 | 278 | 273 | 93 | 4 | 653 | 1845 | 1866 |

2013-14 TEAM-BY-TEAM RECORDS



VANCOUVER CANUCKS

Website: canucks.nhl.com
Address: Rogers Arena
800 Griffiths Way
Vancouver, BC V6B 6G1

Arena: Rogers Arena (18,910)
All-Time Season Record: 1415-1504-391-100
..... in 43 seasons
All-Time Stanley Cup Playoff Record: 99-124
Stanley Cup Champions: None

Management and Coaching Staff

President of Hockey Operations: Trevor Linden
General Manager: Jim Benning

VP of Hockey Operations & Assistant GM:

..... Laurence Gilman
Assistant General Manager: Lorne Henning
Head Coach: Willie Desjardins
Assistant Coaches: Glen Gulutzan,
..... Doug Lidster, Perry Pearn
Goaltending Coach: Roland Melanson
Video Coach: Ben Cooper
Strength & Conditioning Coach: Roger Takahashi
Head Athletic Trainer: Mike Burnstein
Head Equipment Manager: Pat O'Neill

Media Contacts

Office Phone: (604) 899-4600
Fax: (604) 899-4640
Media Relations Director: Ben Brown
Media Relations Manager: Stephanie Maniago
Media Relations Coordinator: Alfred De Vera

vs. VANCOUVER

| SEASON RECORD | W | L | OTL | Pts | GF | GA | PPGF | PPGA | SHGF | SHGA | PIM |
|---------------|----------|----------|----------|----------|----------|----------|----------|----------|----------|----------|-----------|
| Home | 1 | 0 | 0 | 2 | 2 | 0 | 1 | 0 | 0 | 0 | 12 |
| Road | 1 | 0 | 0 | 2 | 2 | 1 | 0 | 0 | 0 | 0 | 8 |
| TOTALS | 2 | 0 | 0 | 4 | 4 | 1 | 1 | 0 | 0 | 0 | 20 |

RESULTS

| DATE | SITE | W/L | DRW | OPP |
|-------|------|-----|-----|-----|
| 10/30 | A | W | 2 | 1 |
| 2/3 | H | W | 2 | 0 |

GOALS BY PERIOD

| TEAM | 1 | 2 | 3 | OT | SO | TOT |
|-----------|---|---|---|----|----|-----|
| Detroit | 0 | 3 | 1 | 0 | 0 | 4 |
| Vancouver | 1 | 0 | 0 | 0 | 0 | 1 |

SPECIAL TEAMS

| DETROIT POWER PLAY | | | DETROIT PENALTY KILL | | |
|--------------------|------------|--------------|----------------------|------------|-------------|
| Home | 1-3 | 33.3% | Home | 5-5 | 100% |
| Road | 0-3 | 0.00% | Road | 3-3 | 100% |
| Totals | 1-6 | 16.7% | Totals | 8-8 | 100% |

LEADERS

| DETROIT | | | VANCOUVER | |
|-------------------|---------------------------|--|----------------|---------------------------|
| Justin Abdelkader | 2G-0A-2P, +1 in 2 games | | Daniel Sedin | 1G-0A-1P in 2 games |
| Niklas Kronwall | 0G-2A-2P, +1 in 2 games | | Henrik Sedin | 0G-1A-1P in 2 games |
| Daniel Alfredsson | 1G-0A-1P in 2 games | | Ryan Stanton | 0G-1A-1P, -2 in 2 games |
| Tomas Tatar | 1G-0A-1P in 2 games | | Eddie Lack | 0-1-0, 1.02 GAA, .966 SV% |
| Jimmy Howard | 2-0-0, 0.60 GAA, .972 SV% | | Roberto Luongo | 0-1-0, 2.05 GAA, .926 SV% |

ALL-TIME SEASON RECORD

| SITE | GP | W | L | T | OTL | PTS | GF | GA |
|---------------|------------|-----------|-----------|-----------|----------|------------|------------|------------|
| Home | 82 | 50 | 20 | 8 | 4 | 112 | 325 | 233 |
| Road | 82 | 36 | 34 | 10 | 2 | 84 | 260 | 285 |
| TOTALS | 164 | 86 | 54 | 18 | 6 | 196 | 585 | 518 |

2013-14 TEAM-BY-TEAM RECORDS



WASHINGTON CAPITALS

Website: capitals.nhl.com

Office Address:

Kettler Capitals Iceplex
627 N. Glebe Rd., Suite 850
Arlington, VA 22203

Arena: Verizon Center (18,506)
All-Time Season Record: 1370-1317-303-108
..... in 39 seasons
All-Time Stanley Cup Playoff Record: 96-116
Stanley Cup Champions: None

Management and Coaching Staff

Senior VP & General Manager:

..... Brian MacLellan

Assistant General Managers:

..... Don Fishman, Ross Mahoney
Head Coach: Barry Trotz
Assistant Coaches: Lane Lambert,
..... Todd Reirden, Blaine Forsythe
Video Coach : Brett Leonhardt
Goalie Coach: Dave Prior
Head Goaltender Coach: Mitch Korn
Associate Goalie Coach: Olie Kolzig
Strength & Conditioning Coach: Mark Nemish
Head Athletic Trainer: Greg Smith
Head Equipment Manager: Brock Myles

Media Contacts

Office Phone: (202) 266-2200
Fax: (202) 266-2210
Director of Media Relations: Sergey Kocharov
Media Relations Manager: Pace Sagester
Communications Coordinator: .. Megan Eichenberg

vs. WASHINGTON

| SEASON RECORD | W | L | OTL | Pts | GF | GA | PPGF | PPGA | SHGF | SHGA | PIM |
|---------------|----------|----------|----------|----------|-----------|-----------|----------|----------|----------|----------|-----------|
| Home | 1 | 0 | 1 | 3 | 7 | 7 | 2 | 1 | 0 | 0 | 12 |
| Road | 0 | 0 | 1 | 1 | 5 | 6 | 2 | 3 | 0 | 0 | 12 |
| TOTALS | 1 | 0 | 2 | 4 | 12 | 13 | 4 | 4 | 0 | 0 | 24 |

RESULTS

| DATE | SITE | W/L | DRW | OPP |
|-------|------|-----|-----|-----|
| 11/15 | H | SOL | 3 | 4 |
| 1/31 | H | W | 4 | 3 |
| 2/2 | A | SOL | 5 | 6 |

GOALS BY PERIOD

| TEAM | 1 | 2 | 3 | OT | SO | TOT |
|------------|---|---|---|----|----|-----|
| Detroit | 3 | 5 | 3 | 0 | 1 | 12 |
| Washington | 5 | 1 | 5 | 1 | 1 | 13 |

SPECIAL TEAMS

| DETROIT POWER PLAY | | | DETROIT PENALTY KILL | | |
|--------------------|-------------|--------------|----------------------|-------------|--------------|
| Home | 2-10 | 20.0% | Home | 5-6 | 83.3% |
| Road | 2-3 | 66.7% | Road | 3-6 | 50.0% |
| Totals | 4-13 | 30.8% | Totals | 8-12 | 66.7% |

LEADERS

| DETROIT | | | WASHINGTON | | |
|-------------------|---------------------------|--|---------------|---------------------------|--|
| Gustav Nyquist | 4G-1A-5P in 2 games | | John Carlson | 1G-4A-5P, +1 in 3 games | |
| Johan Franzen | 2G-1A-3P in 1 game | | Joel Ward | 3G-1A-4P in 3 games | |
| Danny DeKeyser | 2G-1A-3P in 3 games | | Alex Ovechkin | 2G-2A-4P in 3 games | |
| Henrik Zetterberg | 0G-3A-3P, -2 in 3 games | | Jason Chimera | 2G-2A-4P in 3 games | |
| Jimmy Howard | 1-0-2, 3.75 GAA, .867 SV% | | Braden Holtby | 1-0-0, 2.80 GAA, .919 SV% | |

ALL-TIME SEASON RECORD

| SITE | GP | W | L | T | OTL | PTS | GF | GA |
|---------------|------------|-----------|-----------|-----------|----------|------------|------------|------------|
| Home | 53 | 25 | 16 | 11 | 1 | 62 | 181 | 154 |
| Road | 51 | 21 | 24 | 5 | 1 | 48 | 161 | 191 |
| TOTALS | 104 | 46 | 40 | 16 | 2 | 110 | 342 | 345 |

2013-14 TEAM-BY-TEAM RECORDS



WINNIPEG JETS

Website: winniepegjets.com
Address: MTS Centre
345 Graham Avenue
Winnipeg, MB R3C 5S6
Phone 204-987-7825
FAX 204-926-5555

Arena: MTS Centre (15,015)
All-Time Season Record: 403-493-45-91
..... in 13 seasons
All-Time Stanley Cup Playoff Record: 0-4
Stanley Cup Champions: None

Management and Coaching Staff

Executive Vice President & General Manager:
..... Kevin Cheveldayoff

Sr. VP & Director Hockey Ops/Assistant GM:

..... Craig Heisinger
Assistant GM..... Larry Simmons
Head Coach..... Paul Maurice
Assistant Coaches..... Charlie Huddy,
..... Pascal Vincent
Goaltending Coach Wade Flaherty
Video Coach Matt Prefontaine
Head Athletic Therapist Rob Milette
Director of Fitness: Dr. Craig Slaunwhite
Equipment Manager..... Jason McMaster
Senior Director Corporate Communications
..... Scott Brown
Communications Coordinator: Kalen Qually

vs. WINNIPEG

| SEASON RECORD | W | L | OTL | Pts | GF | GA | PPGF | PPGA | SHGF | SHGA | PIM |
|---------------|----------|----------|----------|----------|----------|----------|----------|----------|----------|----------|-----------|
| Home | 0 | 0 | 1 | 1 | 2 | 3 | 2 | 0 | 0 | 0 | 6 |
| Road | 0 | 1 | 0 | 0 | 2 | 4 | 0 | 0 | 0 | 0 | 17 |
| TOTALS | 0 | 1 | 1 | 1 | 4 | 7 | 2 | 0 | 0 | 0 | 23 |

RESULTS

| DATE | SITE | W/L | DRW | OPP |
|-------|------|-----|-----|-----|
| 11/4 | A | L | 2 | 4 |
| 11/12 | H | SOL | 2 | 3 |

GOALS BY PERIOD

| TEAM | 1 | 2 | 3 | OT | SO | TOT |
|----------|---|---|---|----|----|-----|
| Detroit | 1 | 2 | 1 | 0 | 0 | 4 |
| Winnipeg | 2 | 1 | 3 | 0 | 1 | 7 |

SPECIAL TEAMS

| DETROIT POWER PLAY | | | DETROIT PENALTY KILL | | |
|--------------------|------------|--------------|----------------------|------------|-------------|
| Home | 2-4 | 50.0% | Home | 3-3 | 100% |
| Road | 0-3 | 0.00% | Road | 6-6 | 100% |
| Totals | 2-7 | 28.6% | Totals | 9-9 | 100% |

LEADERS

| DETROIT | | | WINNIPEG | | |
|-------------------|---------------------------|------------|-----------------|---------------------------|------------|
| Pavel Datsyuk | 2G-1A-3P | in 2 games | Bryan Little | 2G-1A-3P, +2 | in 2 games |
| Henrik Zetterberg | 1G-1A-2P, +1 | in 2 games | Andrew Ladd | 1G-2A-3P, +2 | in 2 games |
| Niklas Kronwall | 0G-2A-2P, +1 | in 2 games | Michael Frolik | 1G-1A-2P, +1 | in 2 games |
| Danny DeKeyser | 1G-0A-1P | in 2 games | Devin Setoguchi | 0G-2A-2A, +3 | in 2 games |
| Jimmy Howard | 0-1-1, 2.93 GAA, .912 SV% | | Ondrej Pavelec | 1-0-0, 1.85 GAA, .953 SV% | |

ALL-TIME SEASON RECORD

| SITE | GP | W | L | T | OTL | PTS | GF | GA |
|---------------|-----------|-----------|----------|----------|----------|-----------|-----------|-----------|
| Home | 9 | 6 | 2 | 0 | 1 | 13 | 32 | 22 |
| Road | 7 | 4 | 3 | 0 | 0 | 8 | 34 | 26 |
| TOTALS | 16 | 10 | 5 | 0 | 1 | 21 | 66 | 48 |

DETROIT RED WINGS MOMENTS

A SEASON OF FIRSTS FOR THE DETROIT RED WINGS

RED WINGS YOUTH MOVEMENT PAYS DIVIDENDS IN 2013-14



Luke Glendening



Xavier Ouellet



Adam Almqvist



Tomas Jurco

Nine players make their NHL debuts with the Red Wings this season, their highest total since 14 players debuted for the Red Wings in 1990-91: Luke Glendening (Oct. 12 vs. PHI), Xavier Ouellet (Oct. 21 vs. SJS), Adam Almqvist (Nov. 4 at WPG), Tomas Jurco (Dec. 15 vs. TBL),

2013-14 RECORDS & RESULTS



2013-14 RECORD BY MONTHS (OVERALL/HOME & ROAD)

| MONTH | W | L | OT | PTS |
|--------------|-----------|-----------|-----------|-----------|
| October | 7 | 4 | 2 | 16 |
| November | 6 | 3 | 5 | 17 |
| December | 5 | 7 | 2 | 12 |
| January | 6 | 5 | 2 | 14 |
| February | 4 | 1 | 1 | 9 |
| March | 7 | 6 | 2 | 16 |
| April | 4 | 2 | 1 | 9 |
| TOTAL | 39 | 28 | 15 | 93 |

| | HOME | | | | ROAD | | | |
|--------------|-----------|-----------|-----------|-----------|-----------|-----------|----------|-----------|
| | W | L | OT | PTS | W | L | OT | PTS |
| October | 3 | 2 | 2 | 8 | 4 | 2 | 0 | 8 |
| November | 2 | 2 | 4 | 8 | 4 | 1 | 1 | 9 |
| December | 1 | 6 | 0 | 2 | 4 | 1 | 2 | 10 |
| January | 4 | 1 | 2 | 10 | 2 | 4 | 0 | 4 |
| February | 1 | 0 | 0 | 2 | 3 | 1 | 1 | 7 |
| March | 5 | 1 | 2 | 12 | 2 | 5 | 0 | 4 |
| April | 2 | 1 | 0 | 4 | 2 | 1 | 1 | 5 |
| TOTAL | 18 | 13 | 10 | 46 | 21 | 15 | 5 | 47 |

2013-14 RECORD BY DAYS (OVERALL/HOME & ROAD)

| DAY | W | L | OT | PTS |
|--------------|-----------|-----------|-----------|-----------|
| Sunday | 4 | 4 | 3 | 11 |
| Monday | 2 | 4 | 1 | 5 |
| Tuesday | 3 | 6 | 2 | 8 |
| Wednesday | 6 | 2 | 2 | 14 |
| Thursday | 6 | 4 | 3 | 15 |
| Friday | 9 | 1 | 1 | 19 |
| Saturday | 9 | 7 | 3 | 21 |
| TOTAL | 39 | 28 | 15 | 93 |

| DAY | HOME | | | | ROAD | | | |
|--------------|-----------|-----------|-----------|-----------|-----------|-----------|----------|-----------|
| | W | L | OT | PTS | W | L | OT | PTS |
| Sunday | 1 | 1 | 2 | 4 | 3 | 3 | 1 | 7 |
| Monday | 1 | 2 | 1 | 3 | 1 | 2 | 0 | 2 |
| Tuesday | 2 | 2 | 1 | 5 | 1 | 4 | 1 | 3 |
| Wednesday | 4 | 2 | 1 | 9 | 2 | 0 | 1 | 5 |
| Thursday | 3 | 2 | 2 | 8 | 3 | 2 | 1 | 7 |
| Friday | 5 | 1 | 1 | 11 | 4 | 0 | 0 | 8 |
| Saturday | 2 | 3 | 2 | 6 | 7 | 4 | 1 | 15 |
| TOTAL | 18 | 13 | 10 | 46 | 21 | 15 | 5 | 47 |

2013-14 RECORDS & RESULTS



2013-14 RECORD IN BACK-TO-BACK GAMES

The Red Wings played on consecutive days 15 times in 2013-14

Overall record in back-to-back games: 17-7-6

Record in first game of a back-to-back: 10-2-3

Record in second game of a back-to-back: 7-5-3

2013-14 RECORD VS. DIVISIONS

| DIVISION | W | L | OT | PTS |
|--------------|-----------|-----------|-----------|-----------|
| Atlantic | 17 | 8 | 5 | 39 |
| Metropolitan | 9 | 10 | 5 | 23 |
| Central | 5 | 5 | 4 | 14 |
| Pacific | 8 | 5 | 1 | 17 |
| TOTAL | 39 | 28 | 15 | 93 |

2013-14 SHOTS BY PERIODS

| | 1st | 2nd | 3rd | OT | TOTAL | AVG. |
|-----------|-----|-----|-----|----|-------|------|
| DETROIT | 810 | 809 | 783 | 54 | 2,456 | 30.0 |
| Opponents | 770 | 801 | 771 | 59 | 2,401 | 29.3 |

2013-14 GOALS BY PERIODS

| | 1st | 2nd | 3rd | OT | TOTAL | AVG. |
|-----------|-----|-----|-----|----|-------|------|
| DETROIT | 73 | 68 | 72 | 4 | 217 | 2.6 |
| Opponents | 58 | 67 | 90 | 6 | 221 | 2.7 |

2013-14 HOLDING LEAD, TRAILING, TIED

| | RECORD | PTS |
|----------------------------|---------|-----|
| Scoring First | 24-8-9 | 57 |
| Opponents scoring first | 15-20-6 | 36 |
| Leading after one period | 22-3-8 | 52 |
| Trailing after one period | 8-14-2 | 18 |
| Tied after one period | 9-11-5 | 23 |
| Leading after two periods | 25-3-7 | 57 |
| Trailing after two periods | 2-17-2 | 6 |
| Tied after two periods | 12-8-6 | 20 |

2013-14 CLOSE DECISIONS

| | RECORD | PTS |
|------------------|---------|-----|
| One-Goal Games | 21-6-15 | 57 |
| Two-Goal Games | 9-8-0 | 18 |
| Three-Goal Games | 9-14-0 | 18 |

2013-14 RECORDS & RESULTS



2013-14 GOAL MARGINS

| RECORD | | RECORD | |
|------------------|--------|-------------------|--------|
| Scoring 0 goals | 0-7-1 | Allowing 0 goals | 4-0-0 |
| Scoring 1 goal | 0-9-1 | Allowing 1 goal | 13-2-1 |
| Scoring 2 goals | 6-7-6 | Allowing 2 goals | 14-3-1 |
| Scoring 3 goals | 14-3-4 | Allowing 3 goals | 4-3-6 |
| Scoring 4 goals | 9-2-2 | Allowing 4 goals | 4-12-4 |
| Scoring 5 goals | 7-0-1 | Allowing 5 goals | 0-5-2 |
| Scoring 6 goals | 2-0-0 | Allowing 6 goals | 0-3-1 |
| Scoring 7 goals | 1-0-0 | Allowing 7 goals | 0-0-0 |
| Scoring 8 goals | 0-0-0 | Allowing 8 goals | 0-0-0 |
| Scoring 9 goals | 0-0-0 | Allowing 9 goals | 0-0-0 |
| Scoring 10 goals | 0-0-0 | Allowing 10 goals | 0-0-0 |

DETROIT RED WINGS MOMENTS

A SEASON OF FIRSTS FOR THE DETROIT RED WINGS

RED WINGS YOUTH MOVEMENT PAYS DIVIDENDS IN 2013-14



Alexey Marchenko



Teemu Pulkkinen



Landon Ferraro



Mitch Callahan



Ryan Sproul

Nine players make their NHL debuts with the Red Wings this season, their highest total since 14 players debuted for the Red Wings in 1990-91: Alexey Marchenko (Jan. 4 at DAL), Teemu Pulkkinen (March 14 vs. EDM), Landon Ferraro (March 18 vs. TOR), Mitch Callahan (March 25 at CBJ) and Ryan Sproul (April 13 at STL).

2013-14 POWERPLAY GOALS AND PENALTY KILLING VS NHL

ANAHEIM DUCKS

PP: 0-7 (0%)
PK: 7-7 (100%)

BOSTON BRUINS

PP: 1-8 (12.5%) – (Kronwall)
PK: 13-16 (81.3%) – (Chara, Krug, Soderberg)

BUFFALO SABRES

PP: 2-14 (14.3%) – (Franzen, Jurco)
PK: 14-15 (93.3%) – (McBain)

CALGARY FLAMES

PP: 1-7 (14.3%) – (Alfredsson)
PK: 9-10 (90.0%) – (Giordano)

CAROLINA HURRICANES

PP: 2-9 (22.2%) – (Kronwall, Sheahan)
PK: 7-9 (77.8%) – (Gerbe, Lindholm)

CHICAGO BLACKHAWKS

PP: 1-8 (12.5%) – (Nyquist)
PK: 5-7 (71.4%) – (Leddy, Sharp)

COLORADO AVALANCHE

PP: 3-7 (42.9%) – (Franzen [2], Jurco)
PK: 5-7 (71.4%) – (Johnson, Landeskog)

COLUMBUS BLUE JACKETS

PP: 1-10 (10.0%) – (Zetterberg)
PK: 7-10 (70.0%) – (Atkinson, Dubinsky, Johansen)

DALLAS STARS

PP: 0-4 (0%)
PK: 8-9 (88.9%) – (Eakin)

EDMONTON OILERS

PP: 1-9 (11.1%) – (Bertuzzi)
PK: 5-5 (100%)

FLORIDA PANTHERS

PP: 5-23 (21.7%) – (Alfredsson [2], Bertuzzi, Sheahan, Zetterberg)
PK: 17-18 (94.4%) – (Bergenheim)

LOS ANGELES KINGS

PP: 1-7 (14.3%) – (Kronwall)
PK: 5-8 (62.5%) – (Carter, Doughty, Richards)

MINNESOTA WILD

PP: 3-4 (75.0%) – (Legwand, Nyquist, Smith)
PK: 4-6 (66.7%) – (Koivu, Pominville)

MONTREAL CANADIENS

PP: 4-14 (28.6%) – (Bertuzzi, Datsyuk, Kronwall, Zetterberg)
PK: 11-12 (91.7%) – (Gallagher)

NASHVILLE PREDATORS

PP: 1-4 (25.0%) – (Eaves)
PK: 9-1 (81.8%) – (Josi, Weber)

NEW JERSEY DEVILS

PP: 4-12 (33.3%) – (Bertuzzi, Franzen [2], Tatar)
PK: 8-10 (80.0%) – (Greene, Zidlicky)

NEW YORK ISLANDERS

PP: 1-4 (25.0%) – (Datsyuk)
PK: 7-8 (87.5%) – (Nelson)

NEW YORK RANGERS

PP: 1-9 (11.1%) – (Alfredsson)
PK: 7-8 (87.5%) – (Pouliot)

OTTAWA SENATORS

PP: 4-16 (25.0%) – (Bertuzzi, Datsyuk, Franzen, Helm)
PK: 17-21 (81.0%) – (MacArthur, Ryan [2], Spezza)

PHILADELPHIA FLYERS

PP: 4-18 (22.2%) – (Bertuzzi, Datsyuk, Kronwall, Tatar)
PK: 5-9 (55.6%) – (Downie, Giroux, Hartnell [2])

PHOENIX COYOTES

PP: 0-4 (0%)
PK: 4-4 (100%)

PITTSBURGH PENGUINS

PP: 1-13 (7.7%) – (Nyquist)
PK: 8-13 (61.5%) – (Crosby, Malkin [2], Neal [2])

SAN JOSE SHARKS

PP: 0-6 (0%)
PK: 6-7 (85.7%) – (Boyle)

ST. LOUIS BLUES

PP: 1-10 (10.0%) – (Nyquist)
PK: 7-8 (87.5%) – (Shattenkirk)

2013-14 RECORDS & RESULTS



2013-14 POWERPLAY GOALS AND PENALTY KILLING VS NHL CONT.

TAMPA BAY LIGHTNING

PP: 1-17 (5.9%) – (Legwand)

PK: 15-16 (93.8%) – (Palat)

TORONTO MAPLE LEAFS

PP: 0-12 – (0%)

PK: 10-12 (83.3%) – (Gardiner, Lupul)

VANCOUVER CANUCKS

PP: 1-6 (16.7%) – (Abdelkader)

PK: 8-8 – (100%)

WASHINGTON CAPITALS

PP: 4-13 (30.8%) – (DeKeyser, Franzen,

Nyquist [2])

PK: 8-12 (66.7%) – (Carlson, Chimera,
Ovechkin, Ward)

WINNIPEG JETS

PP: 2-7 (28.6%) – (Datsyuk [2])

PK: 9-9 – (100%)

2013-14 RED WINGS' RECORDS BY QUARTER

| OVERALL | W-L-T | PTS |
|--------------|-----------------|-----------|
| GAMES 1-22 | 9-6-7 | 25 |
| GAMES 23-42 | 9-8-3 | 21 |
| GAMES 43-62 | 10-7-3 | 23 |
| GAMES 63-82 | 11-7-2 | 24 |
| TOTAL | 39-28-15 | 93 |
| HOME | W-L-T | PTS |
| GAMES 1-22 | 3-3-6 | 12 |
| GAMES 23-42 | 3-7-1 | 7 |
| GAMES 43-62 | 5-1-2 | 12 |
| GAMES 63-82 | 7-2-1 | 15 |
| TOTAL | 18-13-10 | 46 |
| ROAD | W-L-T | PTS |
| GAMES 1-22 | 6-3-1 | 13 |
| GAMES 23-42 | 6-1-2 | 14 |
| GAMES 43-62 | 5-6-1 | 11 |
| GAMES 63-82 | 4-5-1 | 9 |
| TOTAL | 21-15-5 | 47 |

| POWER PLAY | PPG-PP OPP. | PP% |
|--------------|----------------|-------------------------|
| GAMES 1-22 | 14-67 | 20.9% |
| GAMES 23-42 | 12-72 | 16.7% |
| GAMES 43-62 | 13-78 | 16.7% |
| GAMES 63-82 | 11-65 | 16.9% |
| TOTAL | 50-282 | 17.7% (18TH NHL) |
| PENALTY KILL | PPGA-TIMES SH | PK% |
| GAMES 1-22 | 73-85 | 85.9% |
| GAMES 23-42 | 59-71 | 83.1% |
| GAMES 43-62 | 61-75 | 81.3% |
| GAMES 63-82 | 53-64 | 82.8% |
| TOTAL | 245-295 | 83.0% (12TH NHL) |

2013-14 RECORDS & RESULTS



2013-14 RED WINGS' RECORDS BY QUARTER CONT.

| GOALS FOR | |
|---------------|------------|
| GAMES 1-22 | 54 |
| GAMES 23-42 | 55 |
| GAMES 43-62 | 55 |
| GAMES 63-82 | 58 |
| TOTAL | 222 |
| GOALS AGAINST | |
| GAMES 1-22 | 62 |
| GAMES 23-42 | 58 |
| GAMES 43-62 | 52 |
| GAMES 63-82 | 58 |
| TOTAL | 230 |

| SHORTHANDED GOALS FOR | |
|---------------------------|----------|
| GAMES 1-22 | 1 |
| GAMES 23-42 | 1 |
| GAMES 43-62 | 0 |
| GAMES 63-82 | 1 |
| TOTAL | 3 |
| SHORTHANDED GOALS AGAINST | |
| GAMES 1-22 | 0 |
| GAMES 23-42 | 1 |
| GAMES 43-62 | 2 |
| GAMES 63-82 | 2 |
| TOTAL | 5 |

2013-14 THREE-OR-MORE GOAL GAMES

| DETROIT PLAYER | DATE | OPPONENT |
|-----------------|---------|---------------|
| Gustav Nyquist | 2/2/14 | at Washington |
| Johan Franzen | 2/27/14 | at Ottawa |
| Darren Helm | 3/29/14 | at Toronto |
| OPPOSING PLAYER | DATE | TEAM |
| None | -- | -- |

2013-14 TWO-GOAL GAMES

| DETROIT PLAYER (22 TOTAL) | DATE | OPPONENT |
|---------------------------|----------|------------------|
| Henrik Zetterberg | 10/12/13 | vs. Philadelphia |
| Johan Franzen | 10/17/13 | at Colorado |
| Pavel Datsyuk | 10/17/13 | at Colorado |
| Henrik Zetterberg | 11/9/13 | vs. Tampa Bay |
| Pavel Datsyuk | 11/12/13 | vs. Winnipeg |
| Johan Franzen | 11/15/13 | vs. Washington |
| Pavel Datsyuk | 11/16/13 | at NY Islanders |
| Gustav Nyquist | 11/21/13 | vs. Carolina |
| Darren Helm | 11/29/13 | at NY Islanders |
| Daniel Alfredsson | 11/29/13 | at NY Islanders |
| Drew Miller | 12/1/13 | at Ottawa |
| Tomas Tatar | 12/4/13 | vs. Philadelphia |
| Daniel Alfredsson | 12/19/13 | vs. Calgary |
| Henrik Zetterberg | 1/4/14 | at Dallas |
| Justin Abdelkader | 2/3/14 | vs. Vancouver |
| Johan Franzen | 3/7/14 | vs. New Jersey |
| Gustav Nyquist | 3/18/14 | vs. Toronto |
| Daniel Alfredsson | 3/20/14 | vs. Pittsburgh |
| Gustav Nyquist | 3/23/14 | vs. Minnesota |
| Gustav Nyquist | 3/25/14 | at Columbus |
| Tomas Tatar | 3/27/14 | vs. Montreal |
| Justin Abdelkader | 4/13/14 | at St. Louis |

2013-14 RECORDS & RESULTS



2013-14 TWO-GOAL GAMES

| OPPOSING PLAYER (21 TOTAL) | DATE | TEAM |
|----------------------------|------------|------------------|
| Mike Ribeiro | 10/19/2013 | at Phoenix |
| Jason Spezza | 10/23/13 | vs. Ottawa |
| Bobby Ryan | 10/23/13 | vs. Ottawa |
| Andrej Sekera | 11/21/13 | vs. Carolina |
| Clarke MacArthur | 11/23/13 | vs. Ottawa |
| Sean Couturier | 12/4/13 | vs. Philadelphia |
| Sidney Crosby | 12/14/13 | vs. Pittsburgh |
| Sean Bergenheim | 12/28/13 | at Florida |
| Colin Wilson | 12/30/13 | at Nashville |
| Joe Pavelski | 1/9/14 | at San Jose |
| Scott Hartnell | 1/28/14 | at Philadelphia |
| Joel Ward | 2/2/14 | at Washington |
| Ondrej Palat | 2/8/14 | at Tampa Bay |
| Adam Henrique | 3/7/14 | vs. New Jersey |
| Chris Kreider | 3/9/14 | at NY Rangers |
| Evgeni Malkin | 3/20/14 | vs. Pittsburgh |
| Ryan Johansen | 3/25/14 | at Columbus |
| Tomas Plekanec | 3/27/14 | vs. Montreal |
| Brian Gionta | 4/5/14 | at Montreal |
| Zemgus Girgensons | 4/8/14 | at Buffalo |
| James Neal | 4/9/14 | at Pittsburgh |

2013-14 SHORTHANDED GOALS

| DETROIT PLAYER (3 TOTAL) | DATE | OPPONENT |
|--------------------------|----------|-----------------|
| Danny DeKeyser | 11/4/13 | at Winnipeg |
| Darren Helm | 11/29/13 | at NY Islanders |
| Darren Helm | 3/29/14 | at Toronto |

| OPPOSING PLAYER (5 TOTAL) | DATE | TEAM |
|---------------------------|------------|----------------|
| Andrej Sekera | 11/21/2013 | vs. Carolina |
| Shawn Horcoff | 1/4/2014 | at Dallas |
| Brad Boyes | 1/26/2014 | vs. Florida |
| Patrik Elias | 3/7/14 | vs. New Jersey |
| Jonathan Toews | 3/16/2014 | at Chicago |

DETROIT RED WINGS TEAM HISTORY

The Detroit Red Wings enter their 89th season in the National Hockey League as one of the premier franchises in professional hockey.

As the NHL's most storied American team, the Red Wings have featured some of the greatest players, coaches and executives the game has ever known. Throughout the 1900s, names like Adams, Howe, Abel, Lindsay, Sawchuk, Delvecchio and Hall became very familiar to hockey fans. The list continues today with names like Bowman, Shanahan, Fedorov, Yzerman, Lidstrom, Datsyuk and Zetterberg.

The first 88 seasons saw Detroit win 11 Stanley Cups, which is third behind only the Montreal Canadiens (23) and the Toronto Maple Leafs (13). The Red Wings most recently won Stanley Cup championships in 1997, 1998, 2002 and 2008, posted the NHL's best record in the decade of the '90s and became the benchmark to which all teams throughout the NHL measure their own success.

The 1920s

The roots of the Red Wings go all the way back to the old Western Hockey League, where the Victoria (British Columbia) Cougars were members until their roster was sold to a group from Detroit on September 25, 1926. The Detroit group had been awarded an NHL franchise on May 15, 1926.

The team began to play as the Detroit Cougars in the fall of 1926 while playing its home games in Windsor, Ontario. Despite the fact that the Victoria Cougars had won the Stanley Cup in 1925 and were Cup finalists in 1926, the Detroit Cougars finished with the NHL's worst record at 12-28-4 in 1926-27. Not only did the team struggle on the ice, but it performed poorly on the ledger sheet as well where the Cougars were more than \$80,000 in debt.

Help came the following season in the form of Jack Adams as the team's coach and general manager. Adams had played in the old Pacific Coast League and in the NHL with the Toronto St. Pats and Ottawa Senators. Adams' tenure as coach and GM would last until the 1962-63 season when Sid Abel took over.

The team also moved into the brand new Olympia Stadium for the 1927-28 season. A Detroit and professional hockey landmark, the Olympia would serve as the home for the franchise through



the midway point of the 1979-80 season.

With Adams at the helm, the team made the playoffs for the first time in franchise history (1928-29). They were still among the NHL's have-nots, however, and perpetually close to bankruptcy.

The 1930s

Willing to try anything, Adams changed the name to the Detroit Falcons for the 1930-31 season.

After the depression, the team went into receivership and Adams was forced to use his own money to make payroll. It was so bad financially, that Adams joked if Montreal Canadiens superstar Howie Morenz were available for \$1.98 the Falcons still couldn't afford him. Things weren't much better on the ice as the team had only made the playoffs twice in its first six seasons.

In 1932, the financial problems ended when grain millionaire and shipping magnate James Norris Sr. purchased the team. Norris, like Adams, was a Canadian turned American. He had once played hockey for the Montreal Amateur Athletic Association's Winged Wheelers.

When the two men met, Norris and Adams agreed that the team's new logo would be a winged

The background of the page features a collage of Detroit Red Wings jerseys. Visible names and numbers include Lindsay 7, Belvecchi 10, Sawchuk 1, and Yzerman 19. The top of the page has a red banner with the title "DETROIT RED WINGS TEAM HISTORY" in white, bold, sans-serif capital letters.

DETROIT RED WINGS TEAM HISTORY

wheel and the club's nickname changed to the Red Wings.

The franchise already had a few players who would contribute to the team's first two Stanley Cups in 1936 and 1937 such as Ebbie Goodfellow, Larry Aurie, Herbie Lewis, Hec Kilrea and John Sorrell. Norris' money and Adams' ability to wheel and deal added such players as Carl Voss, Syd Howe, Marty Barry, goaltender Normie Smith, Bucko McDonald and others.

The Red Wings had an outstanding season in 1932-33 when Voss won the franchise's first award by winning the Calder Trophy as the NHL's top rookie. Detroit continued its success in the following years, advancing to the semifinals against the New York Rangers in 1933 and losing in the Stanley Cup Final to the Chicago Blackhawks in 1934. Detroit slumped to under .500 and missed the playoffs in 1934-35 but came back to win the first Stanley Cup in franchise history in 1936, defeating the Toronto Maple Leafs three games to one in the finals.

The Red Wings went on to repeat as Cup champions in 1937, winning three games to two over the New York Rangers. However, one of the most memorable moments in Red Wings and NHL history came in Game 1 of the first round series against the Montreal Maroons at the Montreal forum on March 24, 1936. In the longest game ever played in NHL history, the Red Wings defeated the Maroons 1-0 on rookie Mud Bruneteau's goal at 16:30 into the sixth overtime period. That contest also began a playoff shutout run of 248 minutes and 32 seconds for Normie Smith.

The 1936 and 1937 teams featured two of the greatest players ever to wear the winged wheel in Ebbie Goodfellow and Syd Howe. Goodfellow played with the Red Wings from the 1929-30 season until 1942-43. He was a forward for the first five seasons and led the team in scoring in 1930-31 and 1931-32. His 1930-31 total of 48 points was good for second overall in the NHL. Since the team had a surplus of forwards, however, Adams asked Goodfellow to move to defense for the 1934-35 season. He made the move and helped the team win the Cup in 1936 and 1937. He was a first team All-Star on defense in 1936-37 and 1939-40, and a second-team selection in 1935-36. Goodfellow was a player-coach in his final season, in which the

Red Wings won their third Stanley Cup.

Syd Howe was also a versatile player as he manned every position but goaltender during his 17-year NHL career, which spanned from 1929-30 to 1945-46. He played with the Red Wings for the last 11 seasons of his career. Howe played with the Ottawa Senators, Philadelphia Quakers, Toronto Maple Leafs and the Senators again before the franchise moved to St. Louis (then known as the Eagles). Howe went with them, but the financially strapped team sold Howe and defenseman Ralph (Scotty) Bowman – no relation to the Red Wings' former coach – to Detroit for Teddy Graham and \$50,000.

Howe went on to help the Red Wings win their first three Stanley Cups and holds the team record for goals in a game with six on Feb. 3, 1944, against the New York Rangers at Olympia. When Howe retired in 1946, he was the NHL's all-time leading scorer with 528 points. Goodfellow was elected to the Hockey Hall of Fame in 1963 and Howe in 1965.

Sid Abel, a young man from Melville, Saskatchewan, joined the Red Wings for part of the 1938-39 season. Abel played in only 15 games with Detroit that season and 24 the next as he split time between the NHL and the American Hockey League, but he became a regular in 1940-41.

The 1940s

Abel finished fifth in league scoring with 49 points in 1941-42 and became the captain of the Red Wings in 1942-43.

Detroit's blue line also got an addition in 1938-39 when Jack Stewart was introduced to the NHL. His dark features and physical game earned him the nickname 'Black Jack' Stewart as he terrorized opposing forwards with bone-crushing hits and his great strength.

The Red Wings advanced to the Stanley Cup Finals in 1941 and 1942, losing to the Boston Bruins and the Toronto Maple Leafs respectively. The Bruins swept the Red Wings in four games as Detroit was thwarted by the spectacular goaltending of Frank Brimsek, who lived up to his nickname of 'Mr. Zero' by allowing only six goals to Detroit in the series.

The Red Wings won the first three games of the 1942 Stanley Cup Final against the Maple Leafs,

DETROIT RED WINGS TEAM HISTORY



but Toronto rallied to win the next four to win the Cup. It was the first and only time a team has come back from a three games to none Cup Final deficit and only one of the two times in NHL history that a team has lost a playoff series after winning the first three games (the NY Islanders also came back from a 3-0 deficit against Pittsburgh in 1975).

The Red Wings would get their revenge on the Bruins and Brimsek by winning the third Stanley Cup in team history with a four-game sweep of Boston in 1943. Detroit had also finished first overall with 61 points and a 25-14-11 record in 1942-43, the first season of the 'Original Six' six-team NHL (the league had ranged from 4 to 10 teams from its beginning in 1917-18 through 1941-42). That season began what has become known as the NHL's 'Golden Age' which lasted through the 1966-67 season, after which the league doubled in size to 12 teams.

The 1944 season saw an offensive explosion in the NHL as many of the league's best defensive players were serving in World War II (both Abel and Stewart served in the Royal Canadian Air Force in 1943-44 and 1944-45). The NHL's leading scorer, Boston's Herb Cain, had 36 goals and 82 points, and the Red Wings' Carl Liscombe finished fourth in the scoring race with a team record 36 goals, 37 assists and 73 points.

Detroit wouldn't capture the Stanley Cup again until 1950, but the late '40s would see the arrival of

a group of players who would become not only Red Wing legends, but NHL legends as well.

With the promotions of Ted Lindsay (1944-45), Gordie Howe (1946-47), Red Kelly (1947-48) and Terry Sawchuk (1949-50) to the NHL and the return of both Abel and Stewart from the RCAF, one of the greatest dynasties in NHL history was set into motion.

Adams handed the coaching reins to Tommy Ivan after the 1946-47 season. Detroit finished second overall during the 1947-48 regular season, five points behind the Toronto Maple Leafs, but the team ran off a streak of seven straight first overall finishes from 1948-49 through 1954-55 and won four Stanley Cups (1950, 1952, 1954 and 1955).

The 1950s

Lindsay, Howe and Abel terrorized the NHL as members of the 'Production Line.' Kelly became the NHL's top offensive defenseman and Stewart provided more physical play on the blue line before being traded after Detroit won the 1950 Stanley Cup. The Red Wings can thank Pete Babando for that triumph as he tallied the clinching goal eight minutes and thirty-one seconds into the second overtime period of Game 7 to defeat the New York Rangers four games to three.

Detroit proved to be a talented and deep squad in the 1950 playoffs when Gordie Howe suffered a serious head injury in Game 1 of the first-round playoff series against the Toronto Maple Leafs. Howe almost died and would miss the remainder of the playoffs, but he was out of the hospital in time to join his teammates for the on-ice celebration after Babando's goal in Game 7. The first round of the 1950 playoffs had also featured overtime heroics as Leo Reise scored the OT winners in Games 4 and 7.

Veteran goaltender Harry Lumley backstopped Detroit to the 1950 Stanley Cup victory, but Sawchuk was so impressive in a seven game call-up from the minors while Lumley was injured that Lumley was traded to the Chicago Blackhawks before the 1950-51 season to make room for Sawchuk.

Other future Red Wing greats arrived during this period. Defenseman Marcel Pronovost was with the team during the 1949-50 season but didn't play. He

DETROIT RED WINGS TEAM HISTORY

made his Detroit debut the following season along with Alex Delvecchio.

Sawchuk staged one of the greatest performances in Stanley Cup playoff history when Detroit captured the 1952 Stanley Cup. He allowed only five goals in eight games as the Red Wings swept both the Toronto Maple Leafs and Montreal Canadiens in four games. Even more incredibly, Sawchuk didn't give up a single goal in any of the four games played at Olympia Stadium.

That was also the first appearance of an octopus on Detroit ice at a hockey game. The eight tentacles represented the eight games that a team needed to win at that time to capture the Stanley Cup.

Another significant event came during the first round of the 1952 playoffs. Lindsay and Howe had received death threats if they played in Game 4 in Toronto; however, both played and the Wings won to end the series. After the game, Lindsay playfully chided the Toronto fans when he skated to center ice and held his stick like a machine gun and pretended to shoot the crowd.

The 1953-54 season was Ivan's last as a coach and the Red Wings gave him a grand send off with their third Cup in five seasons. The Wings then repeated as Cup champs the following season in Jimmy Skinner's first season behind the Detroit bench. The Red Wings defeated the Montreal Canadiens in the finals both seasons, winning in five games in 1954 thanks to Tony Leswick's OT goal in Game 5 and in seven games in 1955.

After dropping the 1956 finals to the Canadiens in five games, it seemed that the Red Wings' dynasty would go on for the near future but questionable trades by Adams gutted the team of many good and great players.

Stars like Sawchuk, Lindsay, Kelly and young players like Glenn Hall and Johnny Bucyk were traded between 1955 and 1960 with the team receiving little in exchange. Sawchuk did return to Detroit, but one of the players sent to the Bruins to reacquire him was Bucyk, who went on to become one of the best left wingers in NHL history.

The 1960s

Detroit did not return to the Stanley Cup Final until 1961, losing to the Chicago Blackhawks.



The Red Wings went on to advance to the Cup Final in three of the four seasons from 1963-66, but lost each time. The team, now coached by Sid Abel, lost to the Toronto Maple Leafs in 1963 (five games) and 1964 (seven games), and to the Montreal Canadiens in 1966 (six games). It would be 29 years before the Wings would return to the Cup Final and 31 years before they would record another victory in a Stanley Cup Final game.

There had been jubilation at the Olympia on Nov. 10, 1963, when Howe broke Maurice 'Rocket' Richard's record for most career NHL goals with his 545th against Richard's former team, the Montreal Canadiens, and goaltender Charlie Hodge.

Detroit reached the playoffs four times from 1966-67 through 1985-86, a period that was highlighted by the veteran line of Howe, Delvecchio and Frank Mahovlich during the 1968-69 and 1969-70 seasons.

The 1970s

Mickey Redmond became the first Red Wing to score 50 goals in a season in 1972-73 (he would do it again in '73-74). Other highlights during the 1970s included Marcel Dionne's 121 points and Danny Grant's 50 goals in 1974-75.

The team moved to Joe Louis Arena in December 1979 and hosted the NHL All-Star Game in January 1980. The contest featured 50-year old Gordie

DETROIT RED WINGS TEAM HISTORY

Howe, who was in his last season with the Hartford Whalers after returning to pro hockey in 1973-74 with the World Hockey Association. He had retired from the Red Wings following the 1970-71 season.



The 1980s

The Norris family finally sold the Red Wings in 1982 to Mike and Marian Ilitch, who owned Little Caesars Pizza.

One of their first hires was Jimmy Devellano as the team's general manager. His first move was to select a shy, 18-year old center named Steve Yzerman with the fourth overall pick of the 1983 NHL Draft.

Detroit made the playoffs in both 1983-84 and 1984-85, but lost in the first round each season. The Red Wings collected only 40 points in 1985-86 to finish last overall in the NHL, but the disappointing campaign would prove as one step backwards before Detroit would take several steps forward in the right direction.

Detroit hired Jacques Demers, coach of the St. Louis Blues, as their new head coach. Not only did the Red Wings make the playoffs in each of Demers' first two seasons, but they also advanced to the Campbell Conference Finals each season, losing to the Edmonton Oilers in five games both times.

Demers named the 21-year-old Yzerman team captain in 1986. The squad featured other young players like Gerard Gallant, Petr Klima, Bob Probert, Shawn Burr, Adam Oates, Joe Kocur and Steve Chiasson as well as veterans like Dave Barr, Lee Norwood, Tim Higgins, Gilbert Delorme and Harold Snepsts. Demers won the Jack Adams Award as the NHL's Coach of the Year in both 1986-87 and 1987-88.

In 1988-89, Yzerman set franchise records for goals, assists and points with 65 goals, 90 assists and 155 points, which continues to be the highest season point total in NHL history for a player not named Gretzky or Lemieux. Yzerman and linemates Gallant and Paul MacLean combined for 319 points, the most by any line in Red Wings history. Despite their stellar play, Detroit lost in the first round of the playoffs.

The 1989-90 season saw the Red Wings miss the playoffs, ending Demers' run as the Wings head coach. He was replaced by former Washington Capitals coach Bryan Murray, who was also named the team's general manager. The disappointing 1989-90 season was the last time Detroit would miss the playoffs as the Wings have now gone to postseason play in 18 consecutive seasons.

The 1990s

Young players like Sergei Fedorov, Nicklas Lidstrom, Vladimir Konstantinov, Slava Kozlov, Keith Primeau, Martin Lapointe, Darren McCarty and Chris Osgood reached the NHL with the Red Wings and veterans such as Dino Ciccarelli, Paul Coffey and Ray Sheppard were acquired via trade. All but Primeau, Ciccarelli, Coffey and Sheppard contributed to the Red Wings' Stanley Cup victories in 1997 and 1998.

The Red Wings made the playoffs in 1990-91, but were eliminated in the first round of the playoffs by the St. Louis Blues. Over the next three seasons, the Red Wings were one of the most prolific offensive teams in the NHL and one of the best during the regular season. Detroit finished third in goals in 1991-92 and advanced to the second round before being eliminated by Chicago.

The Wings led the NHL in scoring the following two seasons, but were eliminated in the first round both years (Toronto and San Jose).

DETROIT RED WINGS TEAM HISTORY

Murray was fired as coach after the 1992-93 season and the legendary Scotty Bowman was hired to replace him behind the bench. After the team was eliminated by the Sharks, Murray was fired as G.M. He was replaced by a combination of Devellano (who had become the team's senior vice-president when Murray was hired in 1990), assistant general manager Ken Holland, and Bowman (who would serve as the player personnel director).

Bowman did what many considered unthinkable as he took the league's most potent offensive team and began to emphasize defense. He and associate



coaches Barry Smith and Dave Lewis instituted the 'left-wing lock system' and veteran defensemen Bob Rouse and Mike Ramsey were signed as free agents. The team also traded defenseman Steve Chiasson to the Calgary Flames for veteran goaltender Mike Vernon during the off-season. That gave the team an experienced goaltender to go along with a young Chris Osgood, who had come up during the 1993-94 season and had been forced to play in the playoffs.

Fedorov came of age during the 1993-94 season as he finished second in the league in scoring with

120 points (56 goals and 64 assists) and won both the Hart Trophy as the NHL MVP and the Frank J. Selke Trophy as the league's best defensive forward. Sheppard also scored 50 goals (52-41-93) to give the Red Wings the first 50-goal pair in franchise history.

The Red Wings were ready to go but the 1994-95 regular season didn't begin until January because of a lockout by the owners. When the season did begin, the Red Wings were the best: Coffey won the Norris Trophy as the NHL's top defenseman during the regular season, the Wings clinched the Presidents' Trophy and later advanced to the Stanley Cup Final for the first time since 1966. The Wings, however, were not able to reach their ultimate goal when they were swept by the New Jersey Devils in the Cup Final.

The following regular season was even better as the team won 62 games to break the NHL record for most wins in one season. Not only were the Red Wings a success on the ice, they were a huge story off of it.

Yzerman discovered how Red Wings fans felt about him once and for all. With rumors of a trade swirling, he received a tremendous, deafening ovation when he was introduced at the 1995-96 home opener at Joe Louis Arena. Fans shouted 'Stevie!' 'Stevie!' 'Stevie!' That moment made it clear Yzerman would remain a Red Wing for life.

Early in the season, Detroit sent Sheppard to the San Jose Sharks for veteran Igor Larionov. He teamed up with Fedorov, Kozlov, Konstantinov and veteran defenseman Slava Fetisov, who had been acquired from New Jersey at the trade deadline the previous season, to form the first all-Russian five-man unit in NHL history. The 'Russian Five' dazzled opponents with their skill and skating ability, becoming the Red Wings' personality.

Individually, Coffey became the first defenseman to collect 1,000 assists, Yzerman scored the 500th goal of his career during the 1995-96 season and Bowman broke the record for the most NHL games coached.

The Wings had much to celebrate at the 1996 NHL Awards Show as Bowman won the Jack Adams Award, Osgood and Vernon shared the Jennings Trophy (team with the fewest goals against) and Fedorov repeated as the Selke Trophy winner.

DETROIT RED WINGS TEAM HISTORY

Once again it was playoff disappointment for Detroit as they were eliminated in the Western Conference Final by the Colorado Avalanche, who would go on to win the 1996 Stanley Cup. That series began the fierce rivalry between the Red Wings and the Avalanche. The most significant incident came in Game 6 when Claude Lemieux drilled the Wings' Kris Draper into the boards from behind, resulting in serious facial injuries.

Ciccarelli was traded during the off-season but the Wings weren't done trading, sending Primeau, Coffey and a first round pick in the 1997 draft to the Hartford Whalers for left wing Brendan Shanahan and minor league defenseman Brian Glynn.

Shanahan was one of the final pieces in Detroit's Stanley Cup puzzle and went on to score 46 goals that season. Veteran defenseman Larry Murphy was acquired at the trade deadline and Joe Kocur, who had been traded to the Rangers in 1991, returned to Detroit as a free agent in December 1996.

The most memorable moment of the regular season came on March 26, 1997, when Darren McCarty exacted revenge on Claude Lemieux for the hit on Draper. It came during an on-ice brawl which featured Colorado goaltender Patrick Roy and Wings goaltender Mike Vernon in a slugfest at center ice. The frenzy helped rally the Wings from a two-goal deficit to a 6-5 overtime victory as McCarty got the game-winner. When Detroit went on to win the Stanley Cup, each player pointed to that game as the moment they became a team.

In the playoffs, Detroit defeated the Blues in six games, swept the Mighty Ducks of Anaheim in four games (3 of the 4 games went into OT, including Game 4), took the Avalanche in six games in the Western Conference Final and swept the Philadelphia Flyers in the 1997 Stanley Cup Final.

Finally the Red Wings and their fans had won their first Stanley Cup in 42 years. Steve Yzerman's smile as he accepted the Stanley Cup and skated around the Joe Louis Arena ice personified all the emotions the crowd and team were feeling – joy, relief, exuberance and satisfaction. Vernon was voted the Conn Smythe Trophy winner as the playoff MVP.

Tragedy would strike just six days later when Vladimir Konstantinov and team masseur Sergei

Mnatsakanov were critically injured in a one-vehicle limousine accident. Fetisov was also in the limousine, but his injuries weren't nearly as serious and he returned to play the following season. For Konstantinov and Mnatsakanov, it was the end of their careers.

Vernon, who wanted a three-year contract, was dealt to the San Jose Sharks. Ken Holland also became the team's general manager that summer.

Despite the loss of the NHL's best defenseman in Konstantinov, the Red Wings played like champions throughout the regular season. The fact the team was never able to truly celebrate its Stanley Cup victory and the constant thoughts of their stricken teammates propelled a driven Red Wings team into the playoffs.

After defeating the Phoenix Coyotes, St. Louis Blues and Dallas Stars in the first three rounds, Detroit swept the Washington Capitals in the Stanley Cup Final with Yzerman winning the Conn Smythe Trophy. After accepting the 1998 Stanley Cup for a consecutive year, the Captain placed it on the lap of Konstantinov. The entire team surrounded Konstantinov, creating an emotional scene that touched fans throughout the sports world. Media from all over the NHL wrote that never had one team deserved to repeat as much as this Red Wings squad.



DETROIT RED WINGS TEAM HISTORY

Their Colorado rival may have eliminated the Red Wings in the second round of the playoffs over the next two seasons, but there was plenty of individual achievement and player movement. In 1998-99, Larry Murphy passed Tim Horton to become the all-time games played leader among defensemen in NHL history.

A surprise came at the trade deadline when longtime Red Wings' nemesis Chris Chelios was acquired from the Chicago Blackhawks. Another surprise acquisition was made when former Dallas Stars forward Pat Verbeek was signed as a free agent. That set up a season of milestones for the Red Wings in 1999-2000. Yzerman scored goal No. 600, Verbeek tallied No. 500, Shanahan collected No. 400 and Fedorov earned No. 300. Yzerman also recorded his 1,500th point and 900th assist, while Verbeek registered his 1,000th point.

By the end of the season, only Gordie Howe had played more NHL games than Murphy. The postseason honors continued as Yzerman won the Selke Trophy and was among three Red Wings, along with Shanahan and Lidstrom, to be selected as First Team All-Stars.

The 2000s

The Red Wings finished with the league's second best record in 2000-01, but were eliminated by the Los Angeles Kings during the first round of the 2001 playoffs. After finishing second in Norris Trophy voting for three straight years, Lidstrom finally won his first Norris Trophy as the NHL's best defenseman.

Significant moves were made during the summer of 2001. Future Hall of Fame players Dominik Hasek, Brett Hull and Luc Robitaille were added to Detroit's already potent roster. The moves resulted in a league-best 166 points, culminating with the 10th Stanley Cup in franchise history after the Red Wings defeated the Carolina Hurricanes in five games during the 2002 Stanley Cup Final.

Lidstrom, who would go on to win his second straight Norris Trophy a week after winning the Cup, became the first European-born player to win the Conn Smythe as the playoff MVP. With an NHL-record ninth Stanley Cup as a head coach, Bowman stepped down, retiring after nine seasons behind the Red Wings' bench. By 2009, four members of



that Cup-winning squad had been inducted into the Hockey Hall of Fame (Larionov, Yzerman, Hull and Robitaille).

Several Red Wings reached major milestones throughout the 2002-03 season including Brett Hull recording his 700th goal, becoming just the sixth player in NHL history to reach this prestigious mark. He finished the season with 716 goals, making him fifth best all-time.

The Red Wings took home some hardware at the 2003 NHL Awards Show when Nicklas Lidstrom won his third consecutive Norris Trophy and Steve Yzerman was awarded the Masterton Trophy for perseverance. He returned to the Detroit lineup late in the regular season following serious off-season knee surgery. Brendan Shanahan was also named the King Clancy Memorial Award winner for his humanitarian efforts and Darren McCarty was given the NHL Foundation Player Award for his contributions in the community.

The Red Wings brought in Mike Babcock in 2005-06 to take over as head coach for the departed Dave Lewis, who had taken the reigns following Bowman's retirement in 2002. In the first year under Babcock's direction, the Red Wings

DETROIT RED WINGS TEAM HISTORY

would win 58 games during the regular season, the second most in franchise history, and capture the Presidents' Trophy as the NHL's regular season champions. Detroit also set an NHL record with 31 road wins.

A strong regular season would not translate into postseason success however, as the Red Wings lost in six games to the eighth-seeded Edmonton Oilers in the first round of the playoffs. Nicklas Lidstrom would win his fourth Norris Trophy in '05-'06, while center Pavel Datsyuk would take home his first Lady Byng Trophy for sportsmanship and ability.

The 2006-'07 season saw the Red Wings once again reach the 50-win plateau and top the Western Conference with a 50-19-13 record. The Red Wings would tie the Buffalo Sabres atop the NHL standings with 113 points; however, the Sabres would win the Presidents' Trophy on a tiebreaker. Detroit's postseason fortunes took a turn as the Wings

Ducks. Nicklas Lidstrom won his second straight Norris Trophy and fifth overall. Pavel Datsyuk would also claim his consecutive Lady Byng Trophy.

Stanley returned to Hockeytown in 2008 after a strong regular season campaign. The Red Wings topped 50-wins for a third consecutive season (54-21-7) and captured the Presidents' Trophy for the sixth time in franchise history. Detroit would dispose of the Nashville Predators in round one (six games), sweep the Colorado Avalanche in round two, defeat the Dallas Stars in the Western Conference Final (six games) and knock off the Pittsburgh Penguins in six games in the Stanley Cup Final to win the 11th Cup in franchise history.

Nicklas Lidstrom became the first European-born captain to win the Stanley Cup. Henrik Zetterberg was named playoff MVP, joining Lidstrom as the only European players to win the award. Lidstrom would take home his third consecutive



knocked off the Calgary Flames in six games in the first round, and bumped the San Jose Sharks in six games in round two. Detroit's Stanley Cup hopes would end in the Western Conference Final as the Red Wings would drop the series in six games to the eventual Stanley Cup champion Anaheim

Norris Trophy and sixth in the last seven seasons played. Pavel Datsyuk captured both the Selke Trophy and his third straight Lady Byng Trophy. Chris Osgood and Dominik Hasek were awarded the Jennings Trophy for fewest goals allowed during the regular season (184).

DETROIT RED WINGS TEAM HISTORY

The Red Wings inked star forward Marian Hossa to a one-year deal during the offseason, positioning Detroit for another trip to the finals. The Wings did just that, setting numerous NHL records en route to a back-to-back trip to the Stanley Cup Final in 2008-09. After earning two points in a victory over the Columbus Blue Jackets on March 15, 2009, Detroit became the first team in NHL history to reach the 100-point plateau in nine consecutive seasons, passing the Montreal Canadiens, who had eight straight 100-point seasons from 1974-75 through 1981-82. The Red Wings claimed their fourth straight 50-win season, marking only the third time in NHL history a team has gone four consecutive years with 50 wins.

Detroit swept the Columbus Blue Jackets in the opening round of the postseason, but it took the Red Wings seven games to defeat the Anaheim Ducks and advance out of the second round. The Red Wings dispatched the Chicago Blackhawks in five games during the Western Conference Final for the right to face-off against a familiar foe for the Stanley Cup. The Wings suffered a disappointing 2-1 loss at home in Game 7 against the Pittsburgh Penguins, preventing Detroit from repeating as champions. Pavel Datsyuk earned his second straight Selke Trophy and fourth consecutive Lady Byng Trophy, becoming the first player in NHL history to do so.

Detroit registered its 10th consecutive 100-point season in 2009-10, a 102-point performance during an injury-plagued campaign. Several key players missed significant time for the Red Wings, but a late season push propelled Detroit into the fifth seed in the Western Conference playoffs. The Wings dismissed the Phoenix Coyotes in seven games in Round One, before falling to the San Jose Sharks in five games in the Western Conference Semifinals. Pavel Datsyuk earned his third straight Selke Trophy as the league's best defensive forward, while Jimmy Howard was a finalist for the Calder Trophy after a stellar rookie campaign in the nets for Detroit.

The 2010s

The Red Wings finished with a 47-25-10 record in 2010-11, claiming their ninth Central Division title in the last 10 years, making their 20th



consecutive trip to the postseason and extending their own NHL record by securing an 11th straight 100-point season. Nicklas Lidstrom brought home his seventh career Norris Trophy, tying Doug Harvey for second-most all-time behind only Bobby Orr (8). Chris Osgood became just the 10th goaltender in NHL history to win 400 career games with a career-high 46-save performance in a 4-3 OT win on December 27 in Colorado.

The Red Wings clinched their 21st consecutive playoff appearance and 12th consecutive 100-point season in 2011-12. The team also set an NHL record by logging 23-straight regular-season home wins, going undefeated at Joe Louis Arena from November 5 through February 19. Following the season, Captain Nicklas Lidstrom announced his retirement on May 31, 2012. Lidstrom won four Stanley Cups, seven Norris Trophies, skated in 1,564 regular-season games and never missed the playoffs during his illustrious 20-year career with the Red Wings.

The Red Wings named Henrik Zetterberg the 36th captain in team history on January 15, 2013. Zetterberg has led the Red Wings to playoff berths in

DETROIT RED WINGS TEAM HISTORY

each of his two seasons as captain, helping the Red Wings enter the 2014-15 campaign with the longest postseason streak in all of professional sports at 23 years. Over the past two seasons, Detroit's strong drafting and development performance has helped the team on the ice and set the stage for the future, as players like Gustav Nyquist, Tomas Tatar, Riley Sheahan and Danny DeKeyser won the 2013 Calder Cup championship with Grand Rapids in the American Hockey League prior to establishing themselves as NHL regulars. In 2013-14 – the team's first season back in the Eastern Conference after offseason realignment placed them in the Atlantic Division – the Red Wings set a franchise record for man games lost due to injury/illness at 421, eclipsing the previous high of 346. Among the 37 different players Detroit used during the injury-plagued season, 17 had less than a full season of NHL experience but helped the team extend its postseason streak, alongside the veteran contributions of Zetterberg, Pavel Datsyuk, Niklas Kronwall and newcomer Daniel Alfredsson. History was made behind the bench as well, as the Red Wings' 39 wins pushed Mike Babcock past Scotty Bowman (410) and Jack Adams (413) as the winningest coach in Red Wings history.





Little Caesars®

WORLD'S EASIEST WAY TO PIZZA!™

HOT-N-READY® CLASSIC

\$
LARGE
PEPPERONI
5
ALL DAY,
EVERY DAY!

HOT-N-READY® DEEP!DEEP! DISH™



\$
LARGE
PEPPERONI
8 SLICES
8
AVAILABLE ALL DAY,
HOT-N-READY 4-8PM

\$
5
HOT-N-READY®
LUNCH
COMBO
11AM-2PM EVERY DAY
HOT-N-READY® WEEKDAYS
4-SLICE DEEP!DEEP!® DISH PIZZA WITH PEPPERONI
& PEPSI® 20oz

*Voted "Best Deep Dish Pizza" and "Best of Metro Detroit" at the 2013 Motor City pizzafest. Plus tax where applicable.
Available at participating locations. ©2014 LCE, Inc.

ALL-TIME SEASON RECORDS



| SEASON | GP | W | L | T | PTS | GF | GA | DIVISION | COACH |
|---------|----|----|----|----|-----|-----|-----|----------|----------------------------|
| 1926-27 | 44 | 12 | 28 | 4 | 28 | 76 | 105 | 5th@ | Art Duncan/ Duke Keats* |
| 1927-28 | 44 | 19 | 19 | 6 | 44 | 88 | 79 | 4th@ | Jack Adams |
| 1928-29 | 44 | 19 | 16 | 9 | 47 | 72 | 63 | 3rd | Adams |
| 1929-30 | 44 | 14 | 24 | 6 | 34 | 117 | 133 | 4th@ | Adams |
| 1930-31 | 44 | 16 | 21 | 7 | 39 | 102 | 105 | 4th@ | Adams |
| 1931-32 | 48 | 18 | 20 | 10 | 46 | 95 | 108 | 3rd | Adams |
| 1932-33 | 48 | 25 | 15 | 8 | 58 | 111 | 93 | 2nd | Adams |
| 1933-34 | 48 | 24 | 14 | 10 | 58 | 113 | 98 | 1st | Adams |
| 1934-35 | 48 | 19 | 22 | 7 | 45 | 127 | 114 | 4th@ | Adams |
| 1935-36 | 48 | 24 | 16 | 8 | 56 | 124 | 103 | 1st-SC | Adams |
| 1936-37 | 48 | 25 | 14 | 9 | 59 | 128 | 102 | 1st-SC | Adams |
| 1937-38 | 48 | 12 | 25 | 11 | 35 | 99 | 133 | 4th@ | Adams |
| 1938-39 | 48 | 18 | 24 | 6 | 42 | 107 | 128 | 5th | Adams |
| 1939-40 | 48 | 16 | 26 | 6 | 38 | 90 | 126 | 5th | Adams |
| 1940-41 | 48 | 21 | 16 | 11 | 53 | 112 | 102 | 3rd | Adams |
| 1941-42 | 48 | 19 | 25 | 4 | 42 | 140 | 147 | 5th | Adams |
| 1942-43 | 50 | 25 | 14 | 11 | 61 | 169 | 124 | 1st-SC | Adams |
| 1943-44 | 50 | 26 | 18 | 6 | 58 | 214 | 177 | 2nd | Adams |
| 1944-45 | 50 | 31 | 14 | 5 | 67 | 218 | 161 | 2nd | Adams |
| 1945-46 | 50 | 20 | 20 | 10 | 50 | 146 | 159 | 4th | Adams |
| 1946-47 | 60 | 22 | 27 | 11 | 55 | 190 | 193 | 4th | Adams |
| 1947-48 | 60 | 30 | 18 | 12 | 72 | 187 | 148 | 2nd | Tommy Ivan |
| 1948-49 | 60 | 34 | 19 | 7 | 75 | 195 | 145 | 1st | Ivan |
| 1949-50 | 70 | 37 | 19 | 14 | 88 | 229 | 164 | 1st-SC | Ivan |
| 1950-51 | 70 | 44 | 13 | 13 | 101 | 236 | 139 | 1st | Ivan |
| 1951-52 | 70 | 44 | 14 | 12 | 100 | 215 | 133 | 1st-SC | Ivan |
| 1952-53 | 70 | 36 | 16 | 18 | 90 | 222 | 133 | 1st | Ivan |
| 1953-54 | 70 | 37 | 19 | 14 | 88 | 191 | 132 | 1st-SC | Ivan |
| 1954-55 | 70 | 42 | 17 | 11 | 95 | 204 | 134 | 1st-SC | Jimmy Skinner |
| 1955-56 | 70 | 30 | 24 | 16 | 76 | 183 | 148 | 2nd | Skinner |
| 1956-57 | 70 | 38 | 20 | 12 | 88 | 198 | 157 | 1st | Skinner |
| 1957-58 | 70 | 29 | 29 | 12 | 70 | 176 | 207 | 3rd | Skinner/Sid Abel |
| 1958-59 | 70 | 25 | 37 | 8 | 58 | 167 | 218 | 6th@ | Abel |
| 1959-60 | 70 | 26 | 29 | 15 | 67 | 186 | 197 | 4th | Abel |
| 1960-61 | 70 | 25 | 29 | 16 | 66 | 195 | 215 | 4th | Abel |
| 1961-62 | 70 | 23 | 33 | 14 | 60 | 184 | 219 | 5th@ | Abel |
| 1962-63 | 70 | 32 | 25 | 13 | 77 | 200 | 194 | 4th | Abel |
| 1963-64 | 70 | 30 | 29 | 11 | 71 | 191 | 204 | 4th | Abel |
| 1964-65 | 70 | 40 | 23 | 7 | 87 | 224 | 175 | 1st | Abel |
| 1965-66 | 70 | 31 | 27 | 12 | 74 | 221 | 194 | 4th | Abel |
| 1966-67 | 70 | 27 | 39 | 4 | 58 | 212 | 241 | 5th@ | Abel |
| 1967-68 | 74 | 27 | 35 | 12 | 66 | 245 | 257 | 6th@ | Abel |
| 1968-69 | 76 | 33 | 31 | 12 | 78 | 239 | 221 | 5th@ | Bill Gadsby |
| 1969-70 | 76 | 40 | 21 | 15 | 95 | 246 | 199 | 3rd | Gadsby/Abel |
| 1970-71 | 78 | 22 | 45 | 11 | 55 | 209 | 308 | 7th@ | Ned Harkness/ Doug Barkley |
| 1971-72 | 78 | 33 | 35 | 10 | 76 | 261 | 262 | 5th@ | Barkley/ Johnny Wilson |
| 1972-73 | 78 | 37 | 29 | 12 | 86 | 265 | 243 | 5th@ | Wilson |
| 1973-74 | 78 | 29 | 39 | 10 | 68 | 255 | 319 | 6th@ | Ted Garvin/ |

ALL-TIME SEASON RECORDS



| SEASON | GP | W | L | T | OTL | PTS | GF | GA | DIVISION | COACH |
|---|-------------|-------------|-------------|------------|------------|-------------|--------------|--------------|----------|------------------------|
| 1974-75 | 80 | 23 | 45 | 12 | | 58 | 259 | 335 | 4th@ | Alex Delvecchio |
| 1975-76 | 80 | 26 | 44 | 10 | | 62 | 226 | 300 | 4th@ | Barkley/Delvecchio/ |
| 1976-77 | 80 | 16 | 55 | 9 | | 41 | 183 | 309 | 5th@ | BillyDea*/Larry Wilson |
| 1977-78 | 80 | 32 | 34 | 14 | | 78 | 252 | 266 | 2nd | Bobby Kromm |
| 1978-79 | 80 | 23 | 41 | 16 | | 62 | 252 | 295 | 5th@ | Kromm |
| 1979-80 | 80 | 26 | 43 | 11 | | 63 | 268 | 306 | 5th@ | Kromm/ |
| 1980-81 | 80 | 19 | 43 | 18 | | 56 | 252 | 339 | 5th@ | Ted Lindsay/ |
| 1981-82 | 80 | 21 | 47 | 12 | | 54 | 270 | 351 | 6th@ | Wayne Maxner/Dea |
| 1982-83 | 80 | 21 | 44 | 15 | | 57 | 263 | 344 | 5th@ | Nick Polano |
| 1983-84 | 80 | 31 | 42 | 7 | | 69 | 298 | 323 | 3rd | Polano |
| 1984-85 | 80 | 27 | 41 | 12 | | 66 | 313 | 357 | 3rd | Polano |
| 1985-86 | 80 | 17 | 57 | 6 | | 40 | 266 | 415 | 5th@ | Harry Neale/Brad Park |
| 1986-87 | 80 | 34 | 36 | 10 | | 78 | 260 | 274 | 2nd | Jacques Demers |
| 1987-88 | 80 | 41 | 28 | 11 | | 93 | 322 | 269 | 1st | Demers |
| 1988-89 | 80 | 34 | 34 | 12 | | 80 | 313 | 316 | 1st | Demers |
| 1989-90 | 80 | 28 | 38 | 14 | | 70 | 288 | 323 | 5th@ | Demers |
| 1990-91 | 80 | 34 | 38 | 8 | | 76 | 273 | 298 | 3rd | Bryan Murray |
| 1991-92 | 80 | 43 | 25 | 12 | | 98 | 320 | 256 | 1st | Murray |
| 1992-93 | 84 | 47 | 28 | 9 | | 103 | 369 | 280 | 2nd | Murray |
| 1993-94 | 84 | 46 | 30 | 8 | | 100 | 356 | 275 | 1st | Scotty Bowman |
| 1995 | 48 | 33 | 11 | 4 | | 70 | 180 | 117 | 1st | Bowman |
| 1995-96 | 82 | 62 | 13 | 7 | | 131 | 325 | 181 | 1st | Bowman |
| 1996-97 | 82 | 38 | 26 | 18 | | 94 | 253 | 197 | 2nd-SC | Bowman |
| 1997-98 | 82 | 44 | 23 | 15 | | 103 | 250 | 196 | 2nd-SC | Bowman |
| 1998-99 | 82 | 43 | 32 | 7 | | 93 | 245 | 202 | 1st | Bowman+ |
| 1999-00 | 82 | 48 | #22 | 10 | 2 | 108 | 278 | 210 | 2nd | Bowman |
| 2000-01 | 82 | 49 | \$20 | 9 | 4 | 111 | 253 | 202 | 1st | Bowman |
| 2001-02 | 82 | 51 | \$17 | 10 | 4 | 116 | 251 | 187 | 1st-SC | Bowman |
| 2002-03 | 82 | 48 | \$20 | 10 | 4 | 110 | 269 | 203 | 1st | Dave Lewis |
| 2003-04 | 82 | 48 | \$21 | 11 | 2 | 109 | 255 | 189 | 1st | Lewis |
| 2004-05 | --- | --- | --- | --- | --- | --- | --- | --- | | |
| 2005-06 | 82 | 58 | \$24 | --- | 8 | 124 | 305 | 209 | 1st | Mike Babcock |
| 2006-07 | 82 | 50 | \$32 | --- | 13 | 113 | 254 | 199 | 1st | Babcock |
| 2007-08 | 82 | 54 | 21 | --- | 7 | 115 | 257 | 184 | 1st-SC | Babcock |
| 2008-09 | 82 | 51 | 21 | --- | 10 | 112 | 295 | 244 | 1st | Babcock |
| 2009-10 | 82 | 44 | 24 | --- | 14 | 102 | 229 | 216 | 2nd | Babcock |
| 2010-11 | 82 | 47 | 25 | --- | 10 | 104 | 261 | 241 | 1st | Babcock |
| 2011-12 | 82 | 48 | 28 | -- | 6 | 102 | 248 | 203 | 3rd | Babcock |
| 2012-13 | 48 | 24 | 16 | --- | 8 | 56 | 121 | 115 | 3rd | Babcock |
| 2013-14 | 82 | 39 | 28 | --- | 15 | 93 | 222 | 230 | 4th | Babcock |
| TOTALS | 6024 | 2774 | 2328 | 815 | 107 | 6470 | 18467 | 17565 | | |
| @-Out of playoffs SC-Won Stanley Cup *-Interim coach | | | | | | | | | | |
| # - A loss in overtime was counted as a regulation tie and a loss but given a point. (2 RT) | | | | | | | | | | |
| \$ - A loss in overtime is now counted as an overtime loss, not a loss and given a point. | | | | | | | | | | |
| (4 OTL in 2000-01, 4 OTL in 2001-02, 4 OTL in 2002-03; 2 OTL in 2003-04; 8 OTL in 2005-06, 13 OTL in 2006-07, 7 OTL in 2007-08, 10 in 2008-09, 14 in 2009-10) | | | | | | | | | | |
| 1st-29 2nd-12 3rd-10 4th-14 5th-16 6th-4 7th-1 | | | | | | | | | | |
| + - Scotty Bowman missed first five games of regular season | | | | | | | | | | |

ALL-TIME HOME & AWAY RECORDS



| HOME | | | | Season | Games | AWAY | | | |
|------|------|------|-----|---------|-------|------|------|------|-----|
| Won | Lost | Tied | Pts | | | Won | Lost | Tied | Pts |
| 5 | 16 | 0 | 10 | 1926-27 | 44 | 7 | 12 | 4 | 18 |
| 9 | 10 | 3 | 21 | 1927-28 | 44 | 10 | 9 | 3 | 23 |
| 11 | 6 | 5 | 27 | 1928-29 | 44 | 8 | 10 | 4 | 20 |
| 9 | 10 | 3 | 21 | 1929-30 | 44 | 5 | 14 | 3 | 13 |
| 10 | 7 | 5 | 25 | 1930-31 | 44 | 6 | 14 | 2 | 14 |
| 15 | 3 | 6 | 36 | 1931-32 | 48 | 3 | 17 | 4 | 10 |
| 17 | 3 | 4 | 38 | 1932-33 | 48 | 8 | 12 | 4 | 20 |
| 15 | 5 | 4 | 34 | 1933-34 | 48 | 9 | 9 | 6 | 24 |
| 11 | 8 | 5 | 27 | 1934-35 | 48 | 8 | 14 | 2 | 18 |
| 14 | 5 | 5 | 33 | 1935-36 | 48 | 10 | 11 | 3 | 23 |
| 14 | 5 | 5 | 33 | 1936-37 | 48 | 11 | 9 | 4 | 26 |
| 8 | 10 | 6 | 22 | 1937-38 | 48 | 4 | 15 | 5 | 13 |
| 14 | 8 | 2 | 30 | 1938-39 | 48 | 4 | 16 | 4 | 12 |
| 11 | 10 | 3 | 25 | 1939-40 | 48 | 5 | 16 | 3 | 13 |
| 14 | 5 | 5 | 33 | 1940-41 | 48 | 7 | 11 | 6 | 20 |
| 14 | 7 | 3 | 31 | 1941-42 | 48 | 5 | 18 | 1 | 11 |
| 16 | 4 | 5 | 37 | 1942-43 | 50 | 9 | 10 | 6 | 24 |
| 18 | 5 | 2 | 38 | 1943-44 | 50 | 8 | 13 | 4 | 20 |
| 19 | 5 | 1 | 39 | 1944-45 | 50 | 12 | 9 | 4 | 28 |
| 16 | 5 | 4 | 36 | 1945-46 | 50 | 4 | 15 | 6 | 14 |
| 14 | 10 | 6 | 34 | 1946-47 | 60 | 8 | 17 | 5 | 21 |
| 16 | 9 | 5 | 37 | 1947-48 | 60 | 14 | 9 | 7 | 35 |
| 21 | 6 | 3 | 45 | 1948-49 | 60 | 13 | 13 | 4 | 30 |
| 19 | 9 | 7 | 45 | 1949-50 | 70 | 18 | 10 | 7 | 43 |
| 25 | 3 | 7 | 57 | 1950-51 | 70 | 19 | 10 | 6 | 44 |
| 24 | 7 | 4 | 52 | 1951-52 | 70 | 20 | 7 | 8 | 48 |
| 20 | 5 | 10 | 50 | 1952-53 | 70 | 16 | 11 | 8 | 40 |
| 24 | 4 | 7 | 55 | 1953-54 | 70 | 13 | 15 | 7 | 33 |
| 25 | 5 | 5 | 55 | 1954-55 | 70 | 17 | 12 | 6 | 40 |
| 21 | 6 | 8 | 50 | 1955-56 | 70 | 9 | 18 | 8 | 26 |
| 23 | 7 | 5 | 51 | 1956-57 | 70 | 15 | 13 | 7 | 37 |
| 16 | 11 | 8 | 40 | 1957-58 | 70 | 13 | 18 | 4 | 30 |
| 13 | 17 | 5 | 31 | 1958-59 | 70 | 12 | 20 | 3 | 27 |
| 18 | 14 | 3 | 39 | 1959-60 | 70 | 8 | 15 | 12 | 28 |
| 15 | 13 | 7 | 37 | 1960-61 | 70 | 10 | 16 | 9 | 29 |
| 17 | 11 | 7 | 41 | 1961-62 | 70 | 6 | 22 | 7 | 19 |
| 19 | 10 | 6 | 44 | 1962-63 | 70 | 13 | 15 | 7 | 33 |
| 23 | 9 | 3 | 49 | 1963-64 | 70 | 7 | 20 | 8 | 22 |
| 25 | 7 | 3 | 53 | 1964-65 | 70 | 15 | 16 | 4 | 34 |
| 20 | 8 | 7 | 47 | 1965-66 | 70 | 11 | 19 | 5 | 27 |
| 21 | 11 | 3 | 45 | 1966-67 | 70 | 6 | 28 | 1 | 13 |
| 18 | 15 | 4 | 40 | 1967-68 | 74 | 9 | 20 | 8 | 26 |
| 23 | 8 | 7 | 53 | 1968-69 | 76 | 10 | 23 | 5 | 25 |
| 20 | 11 | 7 | 47 | 1969-70 | 76 | 20 | 10 | 8 | 48 |
| 17 | 15 | 7 | 41 | 1970-71 | 78 | 5 | 30 | 4 | 14 |

ALL-TIME HOME & AWAY RECORDS



| HOME | | | | | AWAY | | | | | | |
|------|------|------|----|-----|----------|-------|-----|------|------|----|-----|
| Won | Lost | Tied | OT | Pts | Season | Games | Won | Lost | Tied | OT | Pts |
| 25 | 11 | 3 | | 53 | 1971-72 | 78 | 8 | 24 | 7 | -- | 23 |
| 22 | 12 | 5 | | 49 | 1972-73 | 78 | 15 | 17 | 7 | -- | 37 |
| 21 | 12 | 6 | | 48 | 1973-74 | 78 | 8 | 27 | 4 | -- | 20 |
| 17 | 17 | 6 | | 40 | 1974-75 | 80 | 6 | 28 | 6 | -- | 18 |
| 17 | 15 | 8 | | 42 | 1975-76 | 80 | 9 | 29 | 2 | -- | 20 |
| 12 | 22 | 6 | | 30 | 1976-77 | 80 | 4 | 33 | 3 | -- | 11 |
| 22 | 11 | 7 | | 51 | 1977-78 | 80 | 10 | 23 | 7 | -- | 27 |
| 15 | 17 | 8 | | 38 | 1978-79 | 80 | 8 | 24 | 8 | -- | 24 |
| 14 | 21 | 5 | | 33 | 1979-80 | 80 | 12 | 22 | 6 | -- | 30 |
| 16 | 15 | 9 | | 41 | 1980-81 | 80 | 3 | 28 | 9 | -- | 15 |
| 15 | 19 | 6 | | 36 | 1981-82 | 80 | 6 | 28 | 6 | -- | 18 |
| 14 | 19 | 7 | | 35 | 1982-83 | 80 | 7 | 25 | 8 | -- | 22 |
| 18 | 20 | 2 | | 38 | 1983-84 | 80 | 13 | 22 | 5 | -- | 31 |
| 19 | 14 | 7 | | 45 | 1984-85 | 80 | 8 | 27 | 5 | -- | 21 |
| 10 | 26 | 4 | | 24 | 1985-86 | 80 | 7 | 31 | 2 | -- | 16 |
| 20 | 14 | 6 | | 46 | 1986-87 | 80 | 14 | 22 | 4 | -- | 32 |
| 24 | 10 | 6 | | 54 | 1987-88 | 80 | 17 | 18 | 5 | -- | 39 |
| 20 | 14 | 6 | | 46 | 1988-89 | 80 | 14 | 20 | 6 | -- | 34 |
| 20 | 14 | 6 | | 46 | 1989-90 | 80 | 8 | 24 | 8 | -- | 24 |
| 26 | 14 | 0 | | 52 | 1990-91 | 80 | 8 | 24 | 8 | -- | 24 |
| 24 | 12 | 4 | | 52 | 1991-92 | 80 | 19 | 13 | 8 | -- | 46 |
| 25 | 14 | 3 | | 53 | 1992-93 | 84 | 22 | 14 | 6 | -- | 50 |
| 23 | 13 | 6 | | 52 | 1993-94 | 84 | 23 | 17 | 2 | -- | 48 |
| 17 | 4 | 3 | | 37 | 1994-95 | 48 | 16 | 7 | 1 | -- | 33 |
| 36 | 3 | 2 | | 74 | 1995-96 | 82 | 26 | 10 | 5 | -- | 57 |
| 20 | 12 | 9 | | 49 | 1996-97 | 82 | 18 | 14 | 9 | -- | 45 |
| 25 | 8 | 8 | | 58 | 1997-98 | 82 | 19 | 15 | 7 | -- | 45 |
| 27 | 12 | 2 | | 56 | 1998-99 | 82 | 6 | 20 | 5 | -- | 37 |
| 28 | 10* | 3 | | 60 | 1999-00 | 82 | 20 | 14* | 7 | -- | 48 |
| 27 | 11 | 3 | | 59 | 2000-01# | 82 | 22 | 13 | 6 | -- | 52 |
| 28 | 8 | 5 | | 62 | 2001-02# | 82 | 23 | 13 | 5 | -- | 54 |
| 28 | 8 | 5 | | 63 | 2002-03# | 82 | 20 | 16 | 5 | -- | 47 |
| 30 | 7 | 4 | | 64 | 2003-04# | 82 | 18 | 14 | 7 | -- | 45 |
| -- | -- | -- | -- | | 2004-05 | -- | -- | -- | -- | -- | -- |
| 27 | 9 | -- | 5 | 59 | 2005-06 | 82 | 31 | 7 | -- | 3 | 65 |
| 29 | 4 | -- | 8 | 66 | 2006-07 | 82 | 21 | 15 | -- | 5 | 47 |
| 29 | 9 | -- | 3 | 61 | 2007-08 | 82 | 25 | 12 | -- | 4 | 54 |
| 27 | 9 | -- | 5 | 59 | 2008-09 | 82 | 24 | 12 | -- | 5 | 53 |
| 25 | 10 | -- | 6 | 56 | 2009-10 | 82 | 19 | 14 | -- | 8 | 46 |
| 21 | 14 | -- | 6 | 48 | 2010-11 | 82 | 26 | 11 | -- | 4 | 56 |
| 31 | 7 | -- | 3 | 65 | 2011-12 | 82 | 17 | 21 | -- | 3 | 37 |
| 13 | 7 | -- | 4 | 30 | 2012-13 | 48 | 11 | 9 | -- | 4 | 26 |
| 18 | 13 | -- | 10 | 46 | 2013-14 | 82 | 21 | 15 | -- | 5 | 47 |

* Includes one regulation tie.

Losses include any overtime losses.

RED WINGS VS. ALL NHL TEAMS



SINCE 1926-27 SEASON

| DETROIT RED WINGS VS. | GP | W | L | T | OTL | PTS |
|-------------------------|-------------|-------------|-------------|------------|------------|-------------|
| Chicago Blackhawks | 727 | 364 | 266 | 84 | 13 | 825 |
| Toronto Maple Leafs | 648 | 278 | 273 | 93 | ^4 | 653 |
| New York Rangers | 578 | 261 | 212 | 103 | 2 | 627 |
| Boston Bruins | 583 | 252 | 235 | 95 | 1 | 600 |
| Montreal Canadiens | 572 | 203 | 273 | 96 | 0 | 502 |
| St. Louis Blues | 275 | 119 | 111 | 37 | ^8 | 283 |
| Dallas Stars (a) | 245 | 108 | 97 | 34 | 6 | 256 |
| Los Angeles Kings | 192 | 84 | 79 | 27 | 2 | 197 |
| Vancouver Canucks | 164 | 86 | 54 | 18 | 6 | 196 |
| Calgary Flames (b) | 152 | 70 | 65 | 16 | 1 | 157 |
| Arizona Coyotes (c) | 133 | 65 | 43 | 22 | 3 | 155 |
| Pittsburgh Penguins | 142 | 63 | 59 | 16 | 4 | 146 |
| Edmonton Oilers | 121 | 61 | 36 | 13 | 11 | 146 |
| Colorado Avalanche (d) | 115 | 63 | 41 | 5 | 6 | 137 |
| Buffalo Sabres | 120 | 54 | 52 | 13 | 1 | 122 |
| Philadelphia Flyers | 127 | 48 | 58 | 21 | 0 | 117 |
| Columbus Blue Jackets | 77 | 51 | 18 | 1 | 7 | 110 |
| San Jose Sharks | 84 | 51 | 25 | 4 | 4 | 110 |
| Nashville Predators | 87 | 49 | 26 | 4 | 8 | 110 |
| Washington Capitals | 104 | 46 | 40 | 16 | 2 | 110 |
| Anaheim Ducks | 77 | 48 | 20 | 7 | 2 | 105 |
| New York Islanders | 100 | 47 | 45 | 6 | 2 | 102 |
| New Jersey Devils (e) | 90 | 42 | 36 | 11 | 1 | 96 |
| Carolina Hurricanes (f) | 70 | 35 | 27 | 8 | 0 | 78 |
| Minnesota Wild | 49 | 31 | 9 | 3 | 6 | 71 |
| Tampa Bay Lightning | 37 | 26 | 7 | 2 | 2 | 56 |
| Florida Panthers | 28 | 16 | 3 | 5 | 4 | 41 |
| Ottawa Senators | 29 | 18 | 10 | 1 | 0 | 37 |
| Winnipeg Jets (g) | 16 | 10 | 5 | 0 | 1 | 21 |
| Defunct Teams (*) | 282 | 125 | 103 | 54 | 0 | 304 |
| TOTALS | 6024 | 2774 | 2328 | 815 | 107 | 6470 |

a - Formerly Minnesota North Stars

b - Formerly Atlanta Flames

c - Formerly Winnipeg Jets (1979-96)

d - Formerly Quebec Nordiques

e - Formerly Kansas City Scouts, Colorado Rockies

f - Formerly Hartford Whalers

g - Formerly Atlanta Thrashers

(*) - Includes records vs. Montreal Maroons, New York Americans, Ottawa Senators (1917-31), Pittsburgh Pirates, Philadelphia Quakers, St. Louis Eagles, California Golden Seals and Cleveland Barons.

^ - In 1999-2000 teams were not awarded a point for a loss in overtime

RED WINGS HOME VS. ALL NHL TEAMS



SINCE 1926-27 SEASON

| DETROIT RED WINGS VS. | GP | W | L | T | OTL | PTS |
|-------------------------|-------------|-------------|------------|------------|-----------|-------------|
| Chicago Blackhawks | 362 | 217 | 106 | 33 | 6 | 473 |
| Toronto Maple Leafs | 327 | 171 | 107 | 46 | ^3 | 391 |
| New York Rangers | 289 | 167 | 76 | 45 | 1 | 380 |
| Boston Bruins | 290 | 158 | 80 | 52 | 0 | 368 |
| Montreal Canadiens | 285 | 133 | 99 | 53 | 0 | 319 |
| St. Louis Blues | 138 | 68 | 49 | 17 | 4 | 157 |
| Dallas Stars (a) | 123 | 62 | 42 | 16 | 3 | 143 |
| Vancouver Canucks | 82 | 50 | 20 | 8 | 4 | 112 |
| Los Angeles Kings | 96 | 49 | 34 | 13 | 0 | 111 |
| Pittsburgh Penguins | 71 | 43 | 14 | 12 | 2 | 100 |
| Calgary Flames (b) | 75 | 41 | 23 | 10 | 1 | 93 |
| Edmonton Oilers | 61 | 38 | 16 | 3 | 4 | 83 |
| Arizona Coyotes (c) | 67 | 36 | 22 | 8 | 1 | 81 |
| Buffalo Sabres | 61 | 37 | 18 | 5 | 1 | 80 |
| Philadelphia Flyers | 65 | 35 | 20 | 10 | 0 | 80 |
| Colorado Avalanche (d) | 57 | 34 | 17 | 1 | 5 | 74 |
| Nashville Predators | 44 | 29 | 8 | 2 | 5 | 65 |
| San Jose Sharks | 41 | 30 | 7 | 1 | 3 | 64 |
| Anaheim Ducks | 38 | 30 | 5 | 3 | 0 | 63 |
| Washington Capitals | 53 | 25 | 16 | 11 | 1 | 62 |
| New Jersey Devils (e) | 45 | 29 | 14 | 2 | 0 | 60 |
| Columbus Blue Jackets | 37 | 28 | 6 | 0 | 3 | 59 |
| New York Islanders | 49 | 26 | 20 | 2 | 1 | 55 |
| Carolina Hurricanes (f) | 36 | 21 | 8 | 7 | 0 | 49 |
| Minnesota Wild | 25 | 16 | 4 | 1 | 4 | 37 |
| Tampa Bay Lightning | 18 | 14 | 2 | 1 | 1 | 30 |
| Florida Panthers | 13 | 6 | 2 | 3 | 2 | 17 |
| Ottawa Senators | 14 | 8 | 6 | 0 | 0 | 16 |
| Winnipeg Jets (g) | 9 | 6 | 2 | 0 | 1 | 13 |
| Defunct Teams (*) | 141 | 76 | 40 | 25 | 0 | 177 |
| TOTALS | 3012 | 1683 | 883 | 390 | 56 | 3812 |

a - Formerly Minnesota North Stars

b - Formerly Atlanta Flames

c - Formerly Winnipeg Jets (1979-96)

d - Formerly Quebec Nordiques

e - Formerly Kansas City Scouts, Colorado Rockies

f - Formerly Hartford Whalers

g - Formerly Atlanta Thrashers

(*) - Includes records vs. Montreal Maroons, New York Americans, Ottawa Senators (1917-31), Pittsburgh Pirates, Philadelphia Quakers, St. Louis Eagles, California Golden Seals and Cleveland Barons.

^ - In 1999-2000 teams were not awarded a point for a loss in overtime

RED WINGS ROAD VS. ALL NHL TEAMS



SINCE 1926-27 SEASON

| DETROIT RED WINGS VS. | GP | W | L | T | OTL | PTS |
|-------------------------|-------------|-------------|-------------|------------|-----------|-------------|
| Chicago Blackhawks | 365 | 147 | 160 | 51 | 7 | 352 |
| Toronto Maple Leafs | 321 | 107 | 166 | 47 | 1 | 262 |
| New York Rangers | 289 | 94 | 136 | 58 | 1 | 247 |
| Boston Bruins | 293 | 94 | 155 | 43 | 1 | 232 |
| Montreal Canadiens | 287 | 70 | 174 | 43 | 0 | 183 |
| St. Louis Blues | 137 | 51 | 62 | 20 | ^4 | 126 |
| Dallas Stars (a) | 122 | 46 | 55 | 18 | 3 | 113 |
| Los Angeles Kings | 96 | 35 | 45 | 14 | 2 | 86 |
| Vancouver Canucks | 82 | 36 | 34 | 10 | 2 | 84 |
| Arizona Coyotes (b) | 66 | 29 | 21 | 14 | 2 | 74 |
| Calgary Flames (c) | 77 | 29 | 42 | 6 | 0 | 64 |
| Colorado Avalanche (d) | 58 | 29 | 24 | 4 | 1 | 63 |
| Edmonton Oilers | 60 | 23 | 20 | 10 | 7 | 63 |
| Columbus Blue Jackets | 40 | 23 | 12 | 1 | 4 | 51 |
| Washington Capitals | 51 | 21 | 24 | 5 | 1 | 48 |
| New York Islanders | 51 | 21 | 25 | 4 | 1 | 47 |
| San Jose Sharks | 43 | 21 | 18 | 3 | 1 | 46 |
| Pittsburgh Penguins | 71 | 20 | 45 | 4 | 2 | 46 |
| Nashville Predators | 43 | 20 | 18 | 2 | 3 | 45 |
| Anaheim Ducks | 39 | 18 | 15 | 4 | 2 | 42 |
| Buffalo Sabres | 59 | 17 | 34 | 8 | 0 | 42 |
| Philadelphia Flyers | 62 | 13 | 38 | 11 | 0 | 37 |
| New Jersey Devils (e) | 45 | 13 | 22 | 9 | 1 | 36 |
| Minnesota Wild | 24 | 15 | 5 | 2 | 2 | 34 |
| Carolina Hurricanes (f) | 34 | 14 | 19 | 1 | 0 | 29 |
| Tampa Bay Lightning | 19 | 12 | 5 | 1 | 1 | 26 |
| Florida Panthers | 15 | 10 | 1 | 2 | 2 | 24 |
| Ottawa Senators | 15 | 10 | 4 | 1 | 0 | 21 |
| Winnipeg Jets (g) | 7 | 4 | 3 | 0 | 0 | 8 |
| Defunct Teams (*) | 141 | 49 | 63 | 29 | 0 | 127 |
| TOTALS | 2971 | 1070 | 1430 | 425 | 46 | 2611 |

a - Formerly Minnesota North Stars

b - Formerly Winnipeg Jets (1979-96)

c - Formerly Atlanta Flames

d - Formerly Quebec Nordiques

e - Formerly Kansas City Scouts, Colorado Rockies

f - Formerly Hartford Whalers

g - Formerly Atlanta Thrashers

(*) - Includes records vs. Montreal Maroons, New York Americans, Ottawa Senators (1917-31), Pittsburgh Pirates, Philadelphia Quakers, St. Louis Eagles, California Golden Seals and Cleveland Barons.

^ - In 1999-2000 teams were not awarded a point for a loss in overtime

RED WINGS HOLIDAY RECORDS



HOME OPENERS

JOE LOUIS ARENA

| | | | |
|--------|--------------|---|---------|
| 2014 | Buffalo | W | 2-1 |
| 2013** | Dallas | L | 1-2 |
| 2011 | Ottawa | W | 5-3 |
| 2010 | Anaheim | W | 4-0 |
| 2009 | Chicago | W | 3-2 |
| 2008 | Toronto | L | 2-3 |
| 2007 | Anaheim | W | 3-2(SO) |
| 2006 | Vancouver | L | 1-3 |
| 2005 | St. Louis | W | 5-1 |
| 2003 | Los Angeles | W | 3-2 |
| 2002 | Montreal | L | 2-3 |
| 2001 | Calgary | L | 2-4 |
| 2000 | Edmonton | L | 3-4 |
| 1999 | Buffalo | W | 2-0 |
| 1998 | St. Louis | W | 4-1 |
| 1997 | Dallas | W | 3-1 |
| 1996 | Edmonton | W | 2-0 |
| 1995 | Edmonton | W | 9-0 |
| 1995* | Chicago | W | 4-1 |
| 1993 | St. Louis | L | 2-5 |
| 1992 | Quebec | L | 2-4 |
| 1991 | Montreal | L | 1-4 |
| 1990 | Calgary | W | 6-5 |
| 1989 | Winnipeg | W | 5-4 |
| 1988 | St. Louis | T | 8-8 |
| 1987 | Toronto | W | 3-2 |
| 1986 | Chicago | W | 4-3 |
| 1985 | Minnesota | L | 5-6 |
| 1984 | New Jersey | W | 4-1 |
| 1983 | New Jersey | L | 3-6 |
| 1982 | Minnesota | T | 3-3 |
| 1981 | St. Louis | W | 6-3 |
| 1980 | NY Islanders | L | 4-6 |

*January 20, 1995 (48-game season)

**January 22, 2013 (48-game season)

OLYMPIA STADIUM

| | | | |
|------|--------------|---|-----|
| 1979 | Philadelphia | L | 3-7 |
| 1978 | St. Louis | L | 4-5 |
| 1977 | Toronto | T | 3-3 |
| 1976 | Washington | T | 3-3 |
| 1975 | St. Louis | T | 1-1 |
| 1974 | Chicago | W | 2-1 |
| 1973 | Boston | L | 4-9 |
| 1972 | NY Rangers | W | 5-3 |
| 1971 | Minnesota | L | 2-4 |
| 1970 | California | W | 5-3 |

| | | | |
|------|------------|---|--------|
| 1969 | Toronto | W | 3-2 |
| 1968 | Toronto | L | 1-2 |
| 1967 | NY Rangers | W | 3-2 |
| 1966 | Chicago | L | 4-7 |
| 1965 | Toronto | W | 3-0 |
| 1964 | Toronto | L | 3-5 |
| 1963 | Chicago | W | 5-3 |
| 1962 | Montreal | W | 3-1 |
| 1961 | Toronto | L | 2-4 |
| 1960 | Chicago | L | 2-4 |
| 1959 | NY Rangers | W | 4-2 |
| 1958 | NY Rangers | W | 3-0 |
| 1957 | NY Rangers | L | 2-3 |
| 1956 | Chicago | W | 3-1 |
| 1955 | Chicago | L | 2-3 |
| 1954 | Toronto | W | 2-1 |
| 1953 | NY Rangers | W | 4-1 |
| 1952 | NY Rangers | W | 5-3 |
| 1951 | Boston | W | 1-0 |
| 1950 | NY Rangers | W | 3-2 |
| 1949 | Boston | W | 2-1 |
| 1948 | Chicago | W | 3-1 |
| 1947 | Chicago | W | 4-2 |
| 1946 | Toronto | T | 3-3 |
| 1945 | Boston | W | 7-0 |
| 1944 | Boston | W | 7-1 |
| 1943 | NY Rangers | W | 8-3 |
| 1942 | Boston | W | 3-0 |
| 1941 | Americans | T | 3-3 |
| 1940 | Americans | W | 4-2 |
| 1939 | NY Rangers | T | 1-1 OT |
| 1938 | Boston | L | 1-4 |
| 1937 | NY Rangers | L | 0-3 |
| 1936 | NY Rangers | W | 5-2 |
| 1935 | NY Rangers | T | 1-1 OT |
| 1934 | Boston | L | 2-4 |
| 1933 | Americans | W | 5-2 |
| 1932 | Chicago | W | 3-1 |
| 1931 | Americans | L | 2-5 |
| 1930 | NY Rangers | W | 1-0 |
| 1929 | Boston | L | 2-5 |
| 1928 | NY Rangers | L | 0-2 |
| 1927 | Ottawa | L | 1-2 |

WINDSOR ARENA

| | | | |
|------|--------|---|-----|
| 1926 | Boston | L | 0-2 |
|------|--------|---|-----|

OVERALL RECORD: 47-31-9-0

RED WINGS HOLIDAY RECORDS



HALLOWEEN

| | | | | | | | |
|------|-------------|---|-----|------|------------|---|-----|
| 2009 | @Calgary | W | 3-1 | 1971 | Pittsburgh | W | 3-1 |
| 2001 | @Dallas | W | 4-3 | 1969 | Oakland | W | 3-1 |
| 2000 | @Washington | L | 2-6 | 1968 | Boston | W | 7-5 |
| 1998 | @Dallas | L | 2-3 | 1965 | Montreal | T | 2-2 |
| 1997 | Los Angeles | L | 1-5 | 1963 | NY Rangers | W | 4-1 |
| 1992 | @Toronto | L | 1-3 | 1959 | @Montreal | T | 2-2 |
| 1987 | @St. Louis | T | 3-3 | 1953 | Boston | L | 1-3 |
| 1985 | @New Jersey | T | 2-2 | 1948 | Montreal | W | 4-1 |
| 1981 | @Minnesota | L | 4-5 | 1943 | NY Rangers | W | 8-3 |
| 1979 | Minnesota | L | 3-5 | | | | |
| 1976 | @NY Rangers | W | 6-5 | | | | |

OVERALL RECORD: 9-7-4

NEW YEAR'S EVE

| | | | | | | | |
|------|--------------|---|--------|------|------------|---|-----|
| 2011 | St. Louis | W | 3-0 | 1973 | Buffalo | L | 5-6 |
| 2010 | NY Islanders | L | 3-4 OT | 1972 | Minnesota | T | 4-4 |
| 2009 | Colorado | W | 4-2 | 1971 | California | W | 6-3 |
| 2007 | St. Louis | L | 0-2 | 1970 | Chicago | L | 3-8 |
| 2006 | Los Angeles | W | 6-2 | 1969 | Boston | W | 5-1 |
| 2005 | Columbus | W | 5-2 | 1968 | Minnesota | W | 6-3 |
| 2003 | Atlanta | W | 6-5 OT | 1967 | Boston | W | 6-4 |
| 2002 | St. Louis | W | 5-1 | 1966 | Boston | W | 3-1 |
| 2001 | Minnesota | W | 4-2 | 1965 | Chicago | L | 1-4 |
| 2000 | Los Angeles | W | 2-1 | 1964 | Chicago | T | 1-1 |
| 1999 | Chicago | T | 4-4 | 1963 | Toronto | L | 4-5 |
| 1998 | Toronto | L | 2-4 | 1962 | New York | T | 1-1 |
| 1997 | St. Louis | W | 5-2 | 1961 | Toronto | W | 4-2 |
| 1995 | Hartford | W | 3-2 | 1960 | Chicago | L | 0-3 |
| 1993 | Los Angeles | T | 4-4 | 1959 | Toronto | L | 2-4 |
| 1992 | Ottawa | W | 5-4 OT | 1958 | Chicago | L | 2-4 |
| 1991 | Boston | L | 3-5 | 1957 | Chicago | W | 3-2 |
| 1990 | Chicago | L | 0-4 | 1956 | @ New York | W | 1-0 |
| 1989 | New Jersey | W | 6-4 | 1955 | Toronto | T | 2-2 |
| 1988 | Hartford | L | 2-3 | 1953 | Montreal | T | 2-2 |
| 1987 | St. Louis | W | 7-2 | 1952 | Montreal | L | 0-2 |
| 1986 | Calgary | W | 6-4 | 1951 | Montreal | L | 3-5 |
| 1985 | NY Islanders | L | 4-5 OT | 1950 | Toronto | L | 2-4 |
| 1984 | Pittsburgh | T | 4-4 | 1949 | @Toronto | W | 5-1 |
| 1983 | Chicago | W | 4-3 | 1947 | Chicago | W | 4-0 |
| 1982 | Chicago | W | 4-1 | 1946 | @New York | W | 5-4 |
| 1981 | Toronto | L | 2-5 | 1944 | Chicago | W | 6-2 |
| 1980 | Pittsburgh | W | 3-1 | 1942 | @New York | W | 2-0 |
| 1979 | Colorado | L | 3-5 | 1939 | Toronto | L | 2-3 |
| 1978 | Pittsburgh | L | 4-5 | 1936 | Americans | W | 4-2 |
| 1977 | Boston | L | 0-7 | 1927 | @Ottawa | L | 2-6 |
| 1976 | Cleveland | W | 4-2 | | | | |
| 1975 | Washington | W | 4-0 | | | | |
| 1974 | California | W | 4-3 | | | | |

OVERALL RECORD: 34-22-8-1

RED WINGS HOLIDAY RECORDS



VALENTINE'S DAY

| | | | | | | | |
|------|--------------|---|--------|------|------------|---|-----|
| 2012 | Dallas | W | 3-1 | 1965 | NY Rangers | W | 6-2 |
| 2007 | @Dallas | W | 3-1 | 1960 | Toronto | L | 1-3 |
| 2004 | Colorado | L | 5-2 | 1957 | NY Rangers | W | 3-2 |
| 2001 | Carolina | W | 4-3 OT | 1956 | NY Rangers | W | 5-3 |
| 2000 | @Phoenix | W | 3-1 | 1954 | Chicago | W | 5-0 |
| 1997 | @Dallas | L | 3-4 | 1952 | @Chicago | W | 3-2 |
| 1993 | @Chicago | W | 5-3 | 1945 | NY Rangers | W | 4-2 |
| 1990 | Los Angeles | W | 6-5 | 1943 | Montreal | W | 2-1 |
| 1987 | New Jersey | W | 5-1 | 1942 | @Toronto | L | 2-4 |
| 1986 | NY Rangers | L | 5-7 | 1941 | Chicago | W | 2-1 |
| 1985 | Minnesota | T | 5-5 | 1939 | @Boston | L | 1-2 |
| 1981 | Philadelphia | L | 1-3 | 1937 | Toronto | T | 3-3 |
| 1979 | Los Angeles | L | 2-3 | 1935 | Chicago | L | 0-3 |
| 1976 | @Minnesota | W | 3-2 | 1933 | @Montreal | L | 2-6 |
| 1975 | @Vancouver | L | 4-5 | 1932 | Chicago | L | 1-3 |
| 1973 | @Los Angeles | T | 2-2 | 1931 | @Toronto | T | 1-1 |
| 1971 | Los Angeles | W | 4-0 | 1929 | @Americans | T | 1-1 |
| 1970 | @Montreal | W | 5-2 | | | | |
| 1967 | @Boston | L | 3-6 | | | | |

OVERALL RECORD: 18-13-5

ST. PATRICK'S DAY

| | | | | | | | |
|------|--------------|---|--------|-------|------------|---|------|
| 2012 | @ San Jose | L | 2-3 OT | 1966 | Boston | W | 4-2 |
| 2011 | @ Columbus | W | 2-0 | 1963 | Chicago | W | 4-2 |
| 2009 | Philadelphia | W | 3-2 | 1959 | Chicago | W | 2-0 |
| 2007 | @Vancouver | L | 1-4 | 1957 | Montreal | W | 2-1 |
| 2002 | @NY Rangers | W | 5-3 | 1955* | @Montreal | W | 4-1 |
| 2001 | @Colorado | L | 3-5 | 1951 | Chicago | W | 8-2 |
| 1999 | Phoenix | L | 3-4 | 1948 | @Boston | T | 0-0 |
| 1998 | Edmonton | W | 4-3 | 1946 | Toronto | L | 7-11 |
| 1996 | Calgary | W | 4-2 | 1945 | @Toronto | W | 4-3 |
| 1995 | Vancouver | W | 3-1 | 1940 | @Chicago | L | 1-3 |
| 1994 | NY Islanders | L | 1-3 | 1938 | Toronto | L | 2-7 |
| 1992 | @San Jose | W | 5-4 | 1932 | Montreal | W | 6-2 |
| 1990 | @St. Louis | W | 4-3 | 1931 | @Boston | L | 2-4 |
| 1987 | Boston | W | 3-1 | 1927 | NY Rangers | L | 2-0 |
| 1984 | Minnesota | L | 3-4 | | | | |
| 1981 | Quebec | L | 3-4 | | | | |
| 1979 | @St. Louis | W | 3-1 | | | | |
| 1977 | @Los Angeles | L | 2-3 | | | | |
| 1970 | Los Angeles | W | 3-2 | | | | |
| 1968 | @Minnesota | L | 1-5 | | | | |

OVERALL RECORD: 19-13-1

*forfeited to Detroit at the end of the first period

EASTER

| | | | | | | | |
|------|---------------|---|------|------|------------------|---|------|
| 2014 | @Boston | L | 1-4 | 1967 | Chicago | W | 4-2 |
| 2013 | Chicago | L | 1-7 | 1966 | @Chicago | W | 7-0* |
| 2010 | @Philadelphia | L | 3-4 | 1964 | @Chicago | W | 5-4* |
| 2009 | @Chicago | L | 0-3 | 1963 | Toronto | W | 3-2* |
| 2004 | @Nashville | L | 1-3 | 1955 | Montreal | W | 5-1* |
| 2001 | @Los Angeles | L | 1-2* | 1953 | @Boston | L | 2-4* |
| 1999 | @Dallas | W | 3-0 | 1952 | Montreal | W | 3-0* |
| 1996 | @Chicago | W | 4-1 | 1951 | Montreal | W | 5-0 |
| 1995 | @St. Louis | L | 5-6 | 1950 | Toronto | W | 1-0* |
| 1994 | St. Louis | T | 3-3 | 1948 | @NY Rangers | L | 2-3* |
| 1991 | @Chicago | L | 1-5 | 1945 | @Boston | L | 3-5* |
| 1985 | @St. Louis | L | 5-6 | 1940 | NY Rangers | W | 3-1* |
| 1983 | Winnipeg | L | 3-8 | 1932 | Montreal Maroons | T | 1-1* |
| 1980 | @Hartford | L | 3-5 | | | | |
| 1978 | @Washington | W | 4-1 | | | | |
| 1975 | @Washington | W | 8-5 | | | | |
| 1972 | @Chicago | L | 1-6 | | | | |
| 1970 | Boston | T | 2-2 | | | | |

OVERALL RECORD: 13-14-3-0

*Denotes Playoff game

ALL-TIME COACHING RECORDS



| | GC | W | L | T | OTL |
|--|-------------|-------------|-------------|------------|------------|
| ART DUNCAN, 1926-27 (First 33 games) | 33 | 10 | 21 | 2 | |
| * DUKE KEATS, 1926-27 (Final 11 games) | 11 | 2 | 7 | 2 | |
| JACK ADAMS, 1927-28 through 1946-47 | 964 | 413 | 390 | 161 | |
| TOMMY IVAN, 1947-48 through 1953-54 | 470 | 262 | 118 | 90 | |
| JIMMY SKINNER, 1954-55 | | | | | |
| to 1957-58 (First 38 games) | 247 | 123 | 78 | 46 | |
| SID ABEL, 1957-58 (Final 32 games) | | | | | |
| through 1967-68 & 1969-70 (Final 74 games) | 811 | 340 | 339 | 132 | |
| BILL GADSBY, 1968-69 to 1969-70 (First 2 games) | 78 | 35 | 31 | 12 | |
| NED HARKNESS, 1970-71 (First 38 games) | 38 | 12 | 22 | 4 | |
| DOUG BARKLEY, 1970-71 (Final 40 games), 1971-72 (First 11 games) & 1975-76 (First 26 games) | 77 | 20 | 46 | 11 | |
| JOHNNY WILSON, 1971-72 (Final 67 games) | | | | | |
| through 1972-73 | 145 | 67 | 56 | 22 | |
| TED GARVIN, 1973-74 (First 11 games) | 11 | 2 | 8 | 1 | |
| ALEX DELVECCHIO, 1973-74 (Final 67 games) | | | | | |
| through 1974-75 & 1975-76 (9 games) | 155 | 53 | 81 | 21 | |
| ** BILLY DEA, 1975-76 (Final 45 games), 1976-77 (First 44 games) & 1981-82 (Final 11 games) | 100 | 32 | 57 | 11 | |
| LARRY WILSON, 1976-77 (Final 36 games) | 36 | 3 | 29 | 4 | |
| BOBBY KROMM, 1977-78 through 1978-79, & 1979-80 (First 71 games) | 231 | 79 | 111 | 41 | |
| *** MARCEL PRONOVOST, 1979-80 (Final 9 games) | 9 | 2 | 7 | 0 | |
| TED LINDSAY, 1980-81 (First 20 games) | 20 | 3 | 14 | 3 | |
| WAYNE MAXNER, 1980-81 (Final 60 games) | | | | | |
| & 1981-82 (First 69 games) | 129 | 34 | 68 | 27 | |
| NICK POLANO, 1982-83 through 1984-85 | 240 | 79 | 127 | 34 | |
| HARRY NEALE, 1985-86 (First 35 games) | 35 | 8 | 23 | 4 | |
| BRAD PARK, 1985-86 (45 games) | 45 | 9 | 34 | 2 | |
| JACQUES DEMERS, 1986-87 to 1989-90 | 320 | 137 | 136 | 47 | |
| BRYAN MURRAY, 1990-91 to 1992-93 | 244 | 124 | 91 | 29 | |
| SCOTTY BOWMAN, 1993-94 to 1997-98; 1999-2002 | 624 | 371 | 164 | 81 | 10 |
| 1998-99 (Final 77 games) | 77 | 39 | 31 | 7 | |
| BOWMAN'S DETROIT TOTALS | (701 | 410 | 195 | 88 | 10) |
| 1998-99 (First 5 games)++ | 5 | 4 | 1 | 0 | |
| DAVE LEWIS, 2002-03 to 2003-04 | 164 | 96 | 41 | 21 | 6 |
| MIKE BABCOCK, 2005-06 TO PRESENT | 704 | 415 | 198 | -- | 91 |
| FRANCHISE TOTALS | 6024 | 2774 | 2328 | 815 | 107 |

*Art Duncan remained general manager/player but gave coaching duties to Duke Keats.

**Alex Delvecchio officially was head coach late in 75-76 season and early 76-77, but Billy Dea worked behind bench. In 81-82, Dea replaced the fired Wayne Maxner late in season.

***Ted Lindsay officially was head coach but Marcel Pronovost worked behind bench.

++Associate Coaches Dave Lewis and Barry Smith shared head coaching duties for the first five games of the 1998-99 regular season while Scotty Bowman convalesced.

RED WINGS-ALL TIME GENERAL MANAGERS

ART DUNCAN, 1926-27

JACK ADAMS, 1927-28 through 1962-63

SID ABEL, 1963-64 to 1970-71 (First 38 games)

NED HARKNESS, 1970-71 (Final 40 games) through 1973-74

ALEX DELVECCHIO, 1974-75 to 1976-77 (First 70 games)

TED LINDSAY, 1976-77 (Final 10 games) through 1979-80

JIMMY SKINNER, 1980-81 through 1981-82

JIM DEVELLANO, 1982-83 to 1989-90

BRYAN MURRAY, 1990-91 to 1993-94

JIM DEVELLANO, 1994-95 to 1996-97 (Senior Vice-President/Hockey Operations)

KEN HOLLAND, 1997-98 to present

RED WINGS-ALL TIME TEAM CAPTAINS

| | | | |
|---------|----------------------------------|-----------|---|
| 1926-27 | Art Duncan | 1958-62 | Gordie Howe (four seasons) |
| 1927-30 | Reg Noble (three seasons) | 1962-73 | Alex Delvecchio (11 seasons) |
| 1930-31 | George Hay | 1973-74 | Alex Delvecchio, Nick Libbett, Red Berenson, Gary Bergman, Ted Harris, Mickey Redmond, Larry Johnston |
| 1931-32 | Carson Cooper | | |
| 1932-33 | Larry Aurie | 1974-75 | Marcel Dionne |
| 1933-34 | Herbie Lewis | 1975-76 | Danny Grant, Terry Harper |
| 1934-35 | Ebbie Goodfellow | 1976-77 | Danny Grant, Dennis Polonich |
| 1935-38 | Doug Young (three seasons) | 1977-78 | Dan Maloney, Dennis Hextall |
| 1938-41 | Ebbie Goodfellow (three seasons) | 1978-79 | Dennis Hextall, Nick Libett, Paul Woods |
| 1941-42 | Ebbie Goodfellow, Syd Howe | 1979-80 | Dale McCourt |
| 1942-43 | Sid Abel (six seasons) | 1980-81 | Errol Thompson, Reed Larson |
| 1943-44 | Mud Bruneteau, Bill Hollett | 1981-82 | Reed Larson |
| 1944-45 | Bill Hollett | 1982-86 | Danny Gare (four seasons) |
| 1945-46 | Bill Hollet, Sid Abel | 1986-2006 | Steve Yzerman (19 seasons) |
| 1946-52 | Sid Abel | 2006-12 | Nicklas Lidstrom (six seasons) |
| 1952-56 | Ted Lindsay (four seasons) | 2012-14 | HENRIK ZETTERBERG (TWO SEASONS) |
| 1956-58 | Red Kelly (two seasons) | | |

RED WINGS TEAM RECORDS - SEASON

MOST POINTS – 131 – 1995-96
FEWEST POINTS – 28 – 1926-27
MOST WINS – 62 – 1995-96
FEWEST WINS – 12 – 1926-27, 37-38
MOST DEFEATS – 57 – 1985-86
FEWEST DEFEATS – 11 – 1995
MOST TIES – 18 – 1952-53, 80-81, 96-97
FEWEST TIES – 4 – 1926-27, 66-67, 95
MOST WINS, HOME – 36 – 1995-96
MOST DEFEATS, HOME – 26 – 1985-86
MOST TIES, HOME – 10 – 1952-53
MOST WINS, ROAD – 31 – 2005-06
MOST DEFEATS, ROAD – 33 – 1976-77
MOST GOALS FOR – 369 – 1992-93
MOST GOALS AGAINST – 415 – 1985-86
FEWEST GOALS FOR – 72 – 1928-29
FEWEST GOALS AGAINST – 63 – 1928-29
MOST POWER-PLAY GOALS FOR – 113 – 1992-93
MOST POWER-PLAY GOALS AGAINST – 111 – 1985-86
MOST SHORTHANDED GOALS FOR – 22 – 1993-94
MOST SHORTHANDED GOALS AGAINST – 15 – 1984-85
MOST PENALTY MINUTES – 2393 – 1985-86
MOST SHUTOUTS – 13 – 1953-54
FEWEST SHUTOUTS – 0 – 1980-81, 81-82, 84-85
LONGEST UNBEATEN STREAK – 15 games (8 wins, 7 ties) – Nov. 27-Dec. 28, 1952
LONGEST WINNING STREAK – 9 games (seven times) – Mar. 3-21, 1951;
Feb. 27-Mar. 20, 1955; Dec. 12-31, 1995; Mar. 3-22, 1996; Oct. 13-Nov. 1, 2005; Oct.
25-Nov. 14, 2006; Oct. 18, 2007-Nov. 9, 2007
LONGEST UNBEATEN STREAK, HOME – 23 games (Nov. 5, 2011 – Feb. 19, 2012)
LONGEST WINNING STREAK, HOME – 23 games (Nov. 5, 2011 – Feb. 19, 2012)
LONGEST UNBEATEN STREAK, ROAD – 15 games (10 wins, 5 ties) –
Oct. 18-Dec. 20, 1951
LONGEST WINNING STREAK, ROAD – 12 games –
Mar. 1-Apr. 15, 2006
LONGEST UNBEATEN STREAK, START OF SEASON – 10 games (8 wins, 2 ties) – Oct. 11-Nov.
4, 1962
LONGEST WINNING STREAK, START OF SEASON – 6 games – Oct. 7-22, 1972
LONGEST HOME UNBEATEN STREAK, START OF SEASON – 17 games
(13 wins, 4 ties) – Oct. 11-Dec. 25, 1956
LONGEST HOME WINNING STREAK,
START OF SEASON – 7 games – Oct. 6-Nov. 6, 2005
LONGEST ROAD UNBEATEN STREAK, START OF SEASON – 15 games
(11 wins, 4 ties) – Oct. 18-Dec. 20, 1951
LONGEST ROAD WINNING STREAK,
START OF SEASON – 5 games – Oct. 11-27, 2008
LONGEST WINLESS STREAK – 19 games (18 losses, 1 tie) – Feb. 26-Apr. 3, 1977
LONGEST LOSING STREAK – 14 games – Feb. 24-Mar. 25, 1982
LONGEST WINLESS STREAK, HOME – 10 games (9 losses, 1 tie) –
Dec. 11, 1985-Jan. 18, 1986
LONGEST LOSING STREAK, HOME – 7 games – Feb. 20-Mar. 25, 1982
LONGEST WINLESS STREAK, ROAD – 26 games (23 losses, 3 ties) –
Dec. 15, 1976-Apr. 3, 1977

RED WINGS TEAM RECORDS



LONGEST LOSING STREAK, ROAD – 14 games – Oct. 19-Dec. 21, 1966
LONGEST WINLESS STREAK, START OF SEASON – 10 games (7 losses, 3 ties) – Oct. 8-26, 1975
LONGEST LOSING STREAK, START OF SEASON – 5 games – Oct. 10-18, 1980
LONGEST HOME WINLESS STREAK, START OF SEASON – 5 games (twice) – Oct. 8-25, 1975 (2 losses, 3 ties); Oct. 10-23, 1985 (1 loss, 4 ties)
LONGEST HOME LOSING STREAK, START OF SEASON – 3 games (four times) – Nov. 14-26, 1929; Nov. 6-13, 1938; Oct. 10-17, 1957; Oct. 6-20, 1982
LONGEST ROAD WINLESS STREAK, START OF SEASON – 19 games (18 losses, 1 tie) – Oct. 19, 1966-Jan. 14, 1967
LONGEST ROAD LOSING STREAK, START OF SEASON – 14 games – Oct. 19-Dec. 21, 1966
MOST PLAYERS – 45 1990-91

RED WINGS TEAM RECORDS - GAME

MOST GOALS FOR – 15 vs. N.Y. Rangers at Detroit, Jan. 23, 1944;
Detroit 15, Rangers 0
MOST GOALS AGAINST – 13 by Toronto at Toronto, Jan. 2, 1971; Toronto 13, Detroit 0
MOST POINTS – 37 vs. N.Y. Rangers at Detroit, Jan. 23, 1944
MOST GOALS, ONE PERIOD – 8 vs. N.Y. Rangers at Detroit, Jan. 23, 1944
MOST POINTS, ONE PERIOD – 22 vs. N.Y. Rangers at Detroit, Jan. 23, 1944
FASTEST GOAL, START OF GAME – 6 seconds – Jan. 28, 1973 at Montreal (Henry Boucha)
FASTEST TWO GOALS, START OF GAME – 37 seconds apart – Dec. 4, 1987 vs. Chicago (Tim Higgins, Steve Yzerman)
FASTEST TWO GOALS – 5 seconds apart – March 20, 2010 at Vancouver (Todd Bertuzzi and PAVEL DATSYUK); Nov. 24, 2007 vs. Columbus (Tomas Holmstrom and PAVEL DATSYUK)
FASTEST THREE GOALS – 28 seconds apart – Nov. 15, 1944 vs. Toronto (Hal Jackson, Steve Wochy, Don Grosso)
FASTEST FOUR GOALS – 1:55 apart – Dec. 28, 1999 at Buffalo (Igor Larionov, Nicklas Lidstrom, Aaron Ward, Pat Verbeek)
FASTEST FIVE GOALS – 4:54 apart – Nov. 25, 1987 vs. Winnipeg (Gerard Gallant, Adam Oates, Mel Bridgman, Jeff Sharples, Brent Ashton)
MOST POWER-PLAY GOALS – 6 vs N.Y. Rangers, Nov. 5, 1942; Detroit 12, Rangers 5
MOST POWER-PLAY GOALS, ONE PERIOD – 4 vs. N.Y. Rangers, Nov. 5, 1942; Detroit 12, Rangers 5
MOST POWER-PLAY GOALS AGAINST – 6 – at San Jose, Jan. 4, 2007
MOST POWER-PLAY GOALS AGAINST, ONE PERIOD – 3 (several times) – Last time at Vancouver, Jan. 19, 2000, Detroit 3, Vancouver 3
MOST SHORTHANDED GOALS – 3 (four times) – vs. Minnesota, Jan. 9, 1990 (Shawn Burr 2, Steve Yzerman), Detroit 9, Minnesota 0; vs. Minnesota, Apr. 14, 1992 (Steve Yzerman 2, Sergei Fedorov), Detroit 7, Minnesota 4; vs. Philadelphia, Feb. 11, 1994 (Sergei Fedorov, Vyacheslav Kozlov, Steve Yzerman) Detroit 6, Philadelphia 3; vs. Colorado, Mar. 22, 1996 (Steve Yzerman, Keith Primeau, Vyacheslav Fetisov)
MOST SHORTHANDED GOALS, ONE PERIOD – 2 (several times) – Last two times vs. Colorado, Dec. 17, 1999 (Brendan Shanahan, Doug Brown), Detroit 5, Colorado 2; Mar. 22, 1996 (Keith Primeau, Vyacheslav Fetisov), Detroit 7, Colorado 0
MOST SHORTHANDED GOALS AGAINST – 2 (several times) – Last time vs. Phoenix, Jan. 24, 2004, Detroit 2, Phoenix 5
MOST SHORTHANDED GOALS AGAINST, ONE PERIOD – 2 (several times) – Last time vs. NY Rangers, Feb. 9, 1992, Detroit 5, NY Rangers 5

ACTIVE PLAYERS IN CAPITALS

RED WINGS INDIVIDUAL RECORDS - CAREER

MOST GAMES – 1687 – Gordie Howe (25 seasons)
MOST GAMES BY GOALIE – 734 – Terry Sawchuk
MOST CONSECUTIVE GAMES – 548 – Alex Delvecchio
MOST GOALS – 786 – Gordie Howe (25 seasons)
MOST ASSISTS – 1063 – Steve Yzerman (22 seasons)
MOST POINTS – 1809 – Gordie Howe (25 seasons)
MOST PENALTY MINUTES – 2090 – Bob Probert
MOST SHUTOUTS – 85 – Terry Sawchuk
MOST POWER-PLAY GOALS – 211 – Gordie Howe
MOST GOALS BY A DEFENSEMAN – 264 – Nicklas Lidstrom
MOST POWER-PLAY GOALS BY DEFENSEMAN – 127 – Nicklas Lidstrom
MOST SEASONS LEADING TEAM IN POWER-PLAY GOALS – 13 – Gordie Howe
MOST SHORTHANDED GOALS – 50 – Steve Yzerman
MOST 3-GOAL OR MORE GAMES – 18 – Gordie Howe, Steve Yzerman
MOST WINNING GOALS – 121 – Gordie Howe
MOST SEASONS LEADING TEAM IN WINNING GOALS – 12 – Gordie Howe
MOST ASSISTS BY GOALIE – 15 – Tim Cheveldae

RED WINGS INDIVIDUAL RECORDS - SEASON

MOST GOALS – 65 – Steve Yzerman (1988-89)
MOST ASSISTS – 90 – Steve Yzerman (1988-89)
MOST POINTS – 155 – Steve Yzerman (1988-89)
MOST GOALS BY LINE – 140 (1988-89) (Steve Yzerman, 65; Gerard Gallant, 39; Paul MacLean, 36)
MOST POINTS BY LINE – 319 (1988-89) (Steve Yzerman, 155; Gerard Gallant, 93; Paul MacLean, 71)
MOST GOALS BY CENTER – 65 – Steve Yzerman (1988-89)
MOST GOALS BY RIGHT WING – 52 – Mickey Redmond (1972-73); Ray Sheppard (1993-94)
MOST GOALS BY LEFT WING – 55 – John Ogradnick (1984-85)
MOST GOALS BY DEFENSEMAN – 27 – Reed Larson (1980-81)
MOST GOALS BY ROOKIE – 39 – Steve Yzerman (1983-84)
MOST GOALS BY ROOKIE DEFENSEMAN – 19 – Reed Larson (1977-78)
MOST ASSISTS BY CENTER – 90 – Steve Yzerman (1988-89)
MOST ASSISTS BY RIGHT WING – 59 – Gordie Howe (1968-69)
MOST ASSISTS BY LEFT WING – 55 – Ted Lindsay (1949-50, 56-57)
MOST ASSISTS BY DEFENSEMAN – 64 – Nicklas Lidstrom (2005-06)
MOST ASSISTS BY GOALTENDER – 5 – Tim Cheveldae (1990-91)
MOST ASSISTS BY ROOKIE – 49 – Marcel Dionne (1971-72); Nicklas Lidstrom (1991-92)
MOST ASSISTS BY ROOKIE DEFENSEMAN – 49 – Nicklas Lidstrom (1991-92)
MOST POINTS BY CENTER – 155 – Steve Yzerman (1988-89)
MOST POINTS BY RIGHT WING – 103 – Gordie Howe (1968-69)
MOST POINTS BY LEFT WING – 105 – John Ogradnick (1984-85)
MOST POINTS BY DEFENSEMAN – 80 – Nicklas Lidstrom (2005-06)
MOST POINTS BY ROOKIE – 87 – Steve Yzerman (1983-84)
MOST POINTS BY ROOKIE DEFENSEMAN – 60 – Reed Larson (1977-78); Nicklas Lidstrom (1991-92)
MOST POWER-PLAY GOALS – 21 – Mickey Redmond (1973-74); Dino Ciccarelli (1992-93)
MOST POWER-PLAY GOALS BY DEFENSEMAN – 11 – Reed Larson (1985-86); Mathieu Schneider (2005-06)
MOST POWER-PLAY GOALS BY ROOKIE – 13 – Steve Yzerman (1983-84)
MOST SHORTHANDED GOALS – 10 – Marcel Dionne (1974-75)
MOST WINNING GOALS – 11 – Sergei Fedorov (1995-96 & 2002-03)
MOST WINNING GOALS BY DEFENSEMAN – 5 – Red Kelly (1949-50); Reed Larson (1983-84)
MOST WINNING GOALS BY ROOKIE – 6 – Alex Delvecchio (1951-52)
LONGEST GOAL STREAK – 9 games – Steve Yzerman (12 goals, Nov. 18-Dec. 5, 1988; 14 goals, Jan. 29-Feb. 12, 1992)
LONGEST GOAL STREAK, START OF SEASON – 6 games – Steve Yzerman (6 goals, Oct. 6-18, 1988)
LONGEST POINT STREAK – 28 games – Steve Yzerman (29 goals, 36 assists, 65 points, Nov. 1-Jan. 4, 1988-89)
LONGEST POINT STREAK, START OF SEASON – 17 games – HENRIK ZETTERBERG (13 goals, 14 assists, 27 points, Oct. 3-Nov. 11, 2007)

ACTIVE PLAYERS IN CAPITALS

RED WINGS INDIVIDUAL RECORDS



MOST SHOTS ON GOAL – 388 – Steve Yzerman (1988-89)
MOST PENALTY MINUTES – 398 – Bob Probert (1987-88)
MOST GAMES BY GOALIE – 72 – Tim Cheveldae (1991-92)
MOST MINUTES PLAYED BY GOALIE – 4236 – Tim Cheveldae (1991-92)
MOST WINS BY GOALIE – 44 – Terry Sawchuk (1950-51, 51-52)
LONGEST WINNING STREAK BY GOALIE – 13 – Chris Osgood (Jan. 30-Mar. 20, 1996)
LONGEST UNBEATEN STREAK BY GOALIE – 21 – Chris Osgood (19 wins, 2 ties, Jan. 10-Mar. 27, 1996)
BEST GOALS-AGAINST AVERAGE BY GOALIE – 1.43 – Dolly Dolson (1928-29)
MOST SHUTOUTS BY GOALIE – 12 – Terry Sawchuk (1951-52, 53-54, 54-55); Glenn Hall (1955-56)
MOST CONSECUTIVE SHUTOUTS BY GOALIE – 3
– Terry Sawchuk (1954 – 1-0 Nov. 7 vs. N.Y. Rangers, 1-0 Nov. 11 vs. Toronto, 1-0 Nov. 13 at Toronto);
– Glenn Hall (1955 – 2-0 Dec. 11 vs. N.Y. Rangers, 4-0 Dec. 15 vs. Toronto, 2-0 Dec. 18 vs. Montreal);
– Jim Rutherford (1975-76 – 4-0 Dec. 31 vs. Washington, 1-0 Jan. 3 at Toronto, 5-0 Jan. 8 vs. Minnesota)
MOST GAMES BY ROOKIE GOALIE – 70 – Terry Sawchuk (1950-51); Glenn Hall (1955-56); Roger Crozier (1964-75)
MOST VICTORIES BY ROOKIE GOALIE – 44 – Terry Sawchuk (1950-51)
MOST MINUTES PLAYED BY ROOKIE GOALIE – 4200 – Terry Sawchuk (1950-51); Glenn Hall (1955-56)
BEST GOALS-AGAINST AVERAGE BY ROOKIE GOALIE – 1.43 – Dolly Dolson (1928-29)
MOST SHUTOUTS BY ROOKIE GOALIE – 11 – Terry Sawchuk (1950-51)

RED WINGS INDIVIDUAL RECORDS - GAME

MOST GOALS – 6 – Syd Howe (Feb. 3, 1944; Detroit 12, N.Y. Rangers 2 at Detroit)
MOST ASSISTS – #7 – Billy Taylor (Mar. 16, 1947; Detroit 10, Chicago 6 at Chicago)
MOST POINTS – 7 – Carl Liscombe (3 goals, 4 assists) vs. N.Y. Rangers at Detroit, Nov. 5, 1942, Detroit 12, N.Y. 5;
– Don Grosso (1 goal, 6 assists) vs. N.Y. Rangers at Detroit, Feb. 3, 1944, Detroit 12, N.Y. 2;
– Billy Taylor (7 assists) at Chicago, March 16, 1947, Detroit 10, Chicago 6.
MOST GOALS, ONE PERIOD – 3 (Several Players)
MOST POWER-PLAY GOALS – 3 – Ted Lindsay (vs. Montreal, Mar. 20, 1955, Detroit 6, Montreal 0);
– Jimmy Carson (vs. Toronto, Dec. 27, 1989, Detroit 7, Toronto 7);
– Tomas Holmstrom (at Nashville, Feb. 24, 2007);
– HENRIK ZETTERBERG (at Phoenix, Feb. 17, 2007)
MOST POWER-PLAY GOALS, ONE PERIOD – 3 – Jimmy Carson (Dec. 27, 1989; Detroit 7, Toronto 7)
MOST SHORTHANDED GOALS – 2 – Shawn Burr (Jan. 9, 1990; Detroit 9, Minnesota 0);
– Steve Yzerman (Apr. 14, 1992; Detroit 7, Minnesota 4);
– Yzerman (Apr. 8, 1993; Detroit 9, Tampa Bay 1)
MOST SHORTHANDED GOALS, ONE PERIOD – 2 – Shawn Burr (Jan. 9, 1990; Detroit 9, Minnesota 0)
MOST ASSISTS, ONE PERIOD – 4 – Joe Carveth (Jan. 23, 1944; Detroit 15, N.Y. Rangers 0)
MOST POINTS, ONE PERIOD – 4 – HENRIK ZETTERBERG (Nov. 14, 2009; Detroit 7, Anaheim 4);
– Joe Carveth (Jan. 23, 1944; Detroit 15, New York Rangers 0)
– Mickey Redmond (Oct. 21, 1973; Detroit 11, California 2);
– John Ogrodnick (Dec. 4, 1984; Detroit 7, Toronto 6);
– Steve Yzerman (Nov. 17, 1990; Detroit 8, Toronto 4);
– Sergei Fedorov (Jan. 21, 1992; Detroit 7, Philadelphia 3)
– Doug Brown (Dec. 19, 1997; Detroit 5, New Jersey 4)
MOST PIM ONE GAME – 42 – Joe Kocur (Nov. 2, 1985; Detroit 5, St. Louis 5)
MOST PIM ONE PERIOD – 37 – Joe Kocur (Nov. 2, 1985; Detroit 5, St. Louis 5 Second Period)
MOST PENALTIES ONE GAME – 8 – Dennis Polonich (Mar. 24, 1976; Detroit 7, Washington 3)
– Bob Probert (Dec. 23, 1987; Buffalo 5, Detroit 2)
MOST PENALTIES ONE PERIOD – 6 – Joe Kocur (Nov. 2, 1985; Detroit 5, St. Louis 5 Second Period)

#-Shares NHL record
ACTIVE PLAYERS IN CAPITALS

INDIVIDUAL RECORDS - MINIMUM 100 POINTS

| RANK | PLAYER | YEARS | GP | G | A | PTS |
|-------------|-------------------|--------------|-----------|----------|----------|------------|
| 1. | Gordie Howe | 25 | 1687 | 786 | 1023 | 1809 |
| 2. | Steve Yzerman | 22 | 1514 | 692 | 1063 | 1755 |
| 3. | Alex Delvecchio | 24 | 1549 | 456 | 825 | 1281 |
| 4. | Nicklas Lidstrom | 20 | 1564 | 264 | 878 | 1142 |
| 5. | Sergei Fedorov | 13 | 908 | 400 | 554 | 954 |
| 6. | PAVEL DATSYUK | 12 | 824 | 272 | 532 | 804 |
| 7. | Norm Ullman | 13 | 875 | 324 | 434 | 758 |
| 8. | Ted Lindsay | 14 | 862 | 335 | 393 | 728 |
| 9. | HENRIK ZETTERBERG | 11 | 759 | 279 | 441 | 720 |
| 10. | Brendan Shanahan | 9 | 716 | 309 | 324 | 633 |
| 11. | Reed Larson | 10 | 708 | 188 | 382 | 570 |
| 12. | John Ogrodnick | 9 | 558 | 265 | 281 | 546 |
| 13. | Tomas Holmstrom | 15 | 1026 | 243 | 287 | 530 |
| 14. | Red Kelly | 13 | 846 | 162 | 310 | 472 |
| 15. | Nick Libett | 12 | 861 | 217 | 250 | 467 |
| | Gerard Gallant | 9 | 563 | 207 | 260 | 467 |
| 17. | Sid Abel | 12 | 570 | 184 | 279 | 463 |
| 18. | Syd Howe | 12 | 513 | 188 | 247 | 435 |
| 19. | Vyacheslav Kozlov | 10 | 607 | 202 | 213 | 415 |
| 20. | Igor Larionov | 8 | 539 | 89 | 308 | 397 |
| 21. | Marcel Dionne | 4 | 309 | 139 | 227 | 366 |
| 22. | Shawn Burr | 11 | 659 | 148 | 214 | 362 |
| 23. | Kris Draper | 17 | 1137 | 158 | 203 | 361 |
| 24. | JOHAN FRANZEN | 9 | 567 | 180 | 167 | 347 |
| 25. | Dale McCourt | 5 | 341 | 134 | 203 | 337 |
| 26. | Bruce MacGregor | 11 | 673 | 151 | 184 | 335 |
| 27. | Ebbie Goodfellow | 14 | 557 | 134 | 190 | 324 |
| 28. | Mickey Redmond | 6 | 317 | 177 | 133 | 310 |
| 29. | Herbie Lewis | 11 | 483 | 148 | 161 | 309 |
| 30. | Gary Bergman | 11 | 706 | 60 | 243 | 303 |
| 31. | NIKLAS KRONWALL | 10 | 594 | 62 | 233 | 295 |
| 32. | Marcel Pronovost | 15 | 983 | 80 | 217 | 297 |
| 33. | Mud Bruneteau | 11 | 411 | 139 | 138 | 277 |
| | Carl Liscombe | 9 | 373 | 137 | 140 | 277 |
| 35. | Larry Aurie | 12 | 489 | 147 | 129 | 276 |
| 36. | Darren McCarty | 13 | 659 | 120 | 155 | 275 |
| 37. | DAN CLEARY | 9 | 592 | 123 | 150 | 273 |
| 38. | Steve Chiasson | 8 | 471 | 67 | 200 | 267 |
| 39. | Ray Sheppard | 5 | 274 | 152 | 113 | 265 |
| 40. | Bob Probert | 9 | 474 | 114 | 145 | 259 |
| 41. | Walt McKechnie | 5 | 321 | 89 | 167 | 256 |
| 42. | Marty Pavelich | 10 | 634 | 93 | 159 | 252 |
| 43. | Valtteri Filppula | 8 | 483 | 100 | 149 | 249 |
| 44. | Vaclav Nedomansky | 5 | 364 | 108 | 139 | 247 |
| 45. | Dino Ciccarelli | 4 | 254 | 107 | 133 | 240 |

RED WINGS SCORING LEADERS



ACTIVE PLAYERS IN CAPITALS

| RANK | PLAYER | YEARS | GP | G | A | PTS |
|------|-----------------------|-------|-----|-----|-----|-----|
| 46. | Paul Coffey | 4 | 231 | 46 | 193 | 239 |
| 47. | Joe Carveth | 8 | 325 | 104 | 132 | 236 |
| 48. | Martin Lapointe | 10 | 552 | 108 | 122 | 230 |
| | Keith Primeau | 6 | 363 | 97 | 133 | 230 |
| 49. | Petr Klima | 6 | 306 | 130 | 93 | 223 |
| 50. | Kirk Maltby | 14 | 908 | 107 | 115 | 222 |
| 52. | Ron Duguay | 3 | 227 | 90 | 127 | 217 |
| 53. | Parker MacDonald | 7 | 361 | 94 | 122 | 216 |
| 54. | Floyd Smith | 6 | 347 | 93 | 122 | 215 |
| | Earl Dutch Reibel | 5 | 306 | 74 | 141 | 215 |
| 56. | Jiri Hudler | 5 | 409 | 87 | 127 | 214 |
| | Metro Prystai | 8 | 431 | 91 | 123 | 214 |
| 58. | Willie Huber | 5 | 372 | 68 | 140 | 208 |
| 59. | Brett Hull | 3 | 245 | 92 | 115 | 207 |
| 60. | Brian Rafalski | 4 | 292 | 35 | 168 | 204 |
| 61. | Jimmy Carson | 4 | 240 | 100 | 102 | 202 |
| 62. | Red Berenson | 5 | 283 | 73 | 128 | 201 |
| 63. | Dave Barr | 5 | 293 | 82 | 118 | 200 |
| 64. | Adam Oates | 4 | 246 | 54 | 145 | 199 |
| 65. | Kelly Kisio | 4 | 236 | 68 | 129 | 197 |
| 66. | Frank Mahovlich | 4 | 198 | 108 | 88 | 196 |
| | Paul Woods | 7 | 501 | 72 | 124 | 196 |
| 68. | John Sorell | 8 | 347 | 96 | 86 | 182 |
| 69. | Danny Gare | 5 | 306 | 86 | 95 | 181 |
| 70. | Johnny Wilson | 8 | 379 | 79 | 100 | 179 |
| 71. | Vladimir Konstantinov | 6 | 446 | 47 | 128 | 175 |
| 72. | Larry Murphy | 5 | 312 | 35 | 136 | 171 |
| | Doug Brown | 7 | 427 | 74 | 97 | 171 |
| 74. | Don Grosso | 7 | 235 | 71 | 99 | 170 |
| | Paul Ysebaert | 3 | 210 | 84 | 86 | 170 |
| 76. | Mathieu Schneider | 4 | 231 | 48 | 116 | 164 |
| 77. | Mikael Samuelsson | 5 | 282 | 67 | 93 | 160 |
| 78. | Ivan Boldirev | 3 | 183 | 67 | 95 | 162 |
| | Mike Foligno | 3 | 186 | 77 | 83 | 160 |
| 79. | Marty Barry | 4 | 192 | 60 | 94 | 154 |
| 80. | Garry Unger | 4 | 216 | 84 | 68 | 152 |
| 81. | Chris Chelios | 9 | 550 | 21 | 131 | 152 |
| 82. | Todd Bertuzzi | 5 | 249 | 52 | 82 | 134 |
| 83. | Mathieu Dandenault | 9 | 616 | 48 | 101 | 149 |
| | Dean Prentice | 4 | 230 | 60 | 89 | 149 |
| 85. | Paul Henderson | 6 | 269 | 67 | 79 | 146 |
| 86. | Bill Hogaboam | 6 | 221 | 61 | 84 | 145 |
| 87. | Jim McFadden | 4 | 253 | 64 | 78 | 142 |
| 88. | Dennis Polonich | 8 | 390 | 59 | 82 | 141 |
| 89. | Guy Charron | 5 | 265 | 61 | 78 | 139 |
| 90. | Dan Maloney | 3 | 177 | 56 | 81 | 137 |

RED WINGS SCORING LEADERS



ACTIVE PLAYERS IN CAPITALS

INDIVIDUAL RECORDS - MINIMUM 100 POINTS CONT.

| RANK | PLAYER | YEARS | GP | G | A | PTS |
|------|-------------------|-------|-----|----|-----|-----|
| 91. | Vic Stasiuk | 8 | 330 | 52 | 84 | 136 |
| | Errol Thompson | 4 | 200 | 76 | 58 | 134 |
| | Eddie Wares | 6 | 216 | 50 | 84 | 134 |
| 94. | Joe Kocur | 10 | 535 | 66 | 66 | 132 |
| | Lee Norwood | 5 | 259 | 36 | 96 | 132 |
| 96. | Jason Williams | 7 | 247 | 55 | 76 | 131 |
| | Bill Collins | 4 | 239 | 54 | 77 | 131 |
| 98. | Bill Quackenbush | 7 | 313 | 40 | 89 | 129 |
| | Greg Smith | 5 | 352 | 24 | 105 | 129 |
| 100. | John Chabot | 4 | 226 | 29 | 99 | 128 |
| 101. | Danny Grant | 4 | 174 | 64 | 62 | 126 |
| 102. | Bill Lohead | 5 | 296 | 65 | 60 | 125 |
| 103. | Yves Racine | 4 | 231 | 22 | 102 | 124 |
| 104. | Glen Skov | 6 | 301 | 62 | 61 | 123 |
| | Andre St. Laurent | 3 | 172 | 50 | 73 | 123 |
| 106. | Dennis Hextall | 4 | 193 | 39 | 82 | 121 |
| 107. | Tim Ecclestone | 4 | 191 | 40 | 80 | 120 |
| 108. | Robert Lang | 3 | 159 | 40 | 79 | 119 |
| 109. | Carson Cooper | 5 | 222 | 68 | 48 | 116 |
| 110. | Pete Stelmowski | 4 | 170 | 51 | 63 | 114 |
| 111. | George Hay | 6 | 204 | 60 | 52 | 112 |
| | Bill Gadsby | 5 | 323 | 18 | 94 | 112 |
| 113. | Michel Bergeron | 4 | 174 | 64 | 46 | 110 |
| | Dwight Foster | 4 | 215 | 48 | 62 | 110 |
| | Mark Osborne | 2 | 160 | 45 | 65 | 110 |
| 116. | Jack Stewart | 10 | 502 | 30 | 79 | 109 |
| 117. | Gerry Couture | 7 | 265 | 61 | 46 | 107 |
| 118. | Dan Labraaten | 3 | 198 | 52 | 54 | 106 |
| 119. | Mike Blaisdell | 3 | 192 | 44 | 61 | 105 |
| 120. | Doug Barkley | 4 | 247 | 24 | 80 | 104 |
| 121. | Darren Veitch | 3 | 153 | 20 | 83 | 103 |
| | DARREN HELM | 7 | 291 | 44 | 59 | 103 |
| | Bob Goldham | 6 | 406 | 11 | 92 | 103 |
| 123. | Adam Brown | 5 | 148 | 58 | 43 | 101 |
| | Brad Park | 2 | 147 | 18 | 83 | 101 |
| 125. | Tony Leswick | 5 | 302 | 41 | 59 | 100 |
| | Warren Godfrey | 12 | 528 | 23 | 77 | 100 |

ACTIVE PLAYERS IN CAPITALS

RED WINGS ALL-TIME SEASON LEADERS



| | GOALS | | ASSISTS | | POINTS | | | PENALTIES | | |
|---------|--------------|-------|-----------------|-------|------------|----|----|-----------|------------|------|
| Season | Player | Total | Player | Total | Player | G | A | TP | Player | TPM |
| 1926-27 | Sheppard | 13 | Sheppard | 8 | Sheppard | 13 | 8 | 21 | Sheppard | 60 |
| 1927-28 | Hay | 22 | Hay | 13 | Hay | 22 | 13 | 35 | Traub | 78 |
| 1928-29 | Cooper | 18 | Cooper | 9 | Cooper | 18 | 9 | 27 | Connors | 68 |
| 1929-30 | Lewis | 20 | Cooper | 18 | Cooper | 18 | 18 | 36 | Rockburn | 97 |
| 1930-31 | Goodfellow | 25 | Goodfellow | 23 | Goodfellow | 25 | 23 | 48 | Rockburn | 118* |
| 1931-32 | Goodfellow | 14 | Goodfellow | 16 | Goodfellow | 14 | 16 | 30 | Noble | 72 |
| 1932-33 | Lewis | 20 | Lewis | 14 | Lewis | 20 | 14 | 34 | Evans | 74 |
| 1933-34 | Sorrell | 21 | Aurie | 19 | Aurie | 16 | 19 | 35 | Emms | 51 |
| 1934-35 | S. Howe | 22 | Aurie | 29 | S. Howe | 22 | 25 | 47 | Goodfellow | 44 |
| 1935-36 | Barry | 21 | Lewis | 23 | Barry | 21 | 19 | 40 | Goodfellow | 69 |
| 1936-37 | Aurie | 23* | Barry | 27 | Barry | 17 | 27 | 44 | Goodfellow | 43 |
| 1937-38 | Liscombe | 14 | Barry | 20 | Lewis | 13 | 18 | 31 | Barry | 34 |
| 1938-39 | S. Howe | 16 | Barry | 28 | Barry | 13 | 28 | 41 | Conacher | 39 |
| 1939-40 | S. Howe | 14 | S. Howe | 23 | S. Howe | 14 | 23 | 37 | Orlando | 54 |
| 1940-41 | S. Howe | 20 | S. Howe | 24 | S. Howe | 20 | 24 | 44 | Orlando | 99* |
| 1941-42 | Grosso | 23 | Abel | 31 | Grosso | 23 | 30 | 53 | Orlando | 111* |
| 1942-43 | Bruneteau | 23 | S. Howe | 35 | S. Howe | 20 | 35 | 55 | Orlando | 99* |
| 1943-44 | Liscombe | 36 | Liscombe | 37 | Liscombe | 36 | 37 | 73 | Jackson | 76 |
| 1944-45 | Carveth | 26 | S. Howe | 36 | Carveth | 26 | 28 | 54 | Jackson | 45 |
| 1945-46 | Brown | 20 | Carveth | 18 | Carveth | 17 | 18 | 35 | Stewart | 73* |
| | | | Armstrong | 18 | | | | | | |
| 1946-47 | Conacher | 30 | Taylor | 46* | Taylor | 17 | 46 | 63 | Stewart | 83 |
| 1947-48 | Lindsay | 33* | Abel | 30 | Lindsay | 33 | 19 | 52 | Lindsay | 95 |
| 1948-49 | Abel | 28* | Lindsay | 28 | Abel | 28 | 26 | 54 | Lindsay | 97 |
| | | | | | Lindsay | 26 | 28 | 54 | | |
| 1949-50 | G. Howe | 35 | Lindsay | 55* | Lindsay | 23 | 55 | 78* | Lindsay | 141 |
| 1950-51 | G. Howe | 43* | G. Howe | 43* | G. Howe | 43 | 43 | 86* | Lindsay | 110 |
| 1951-52 | G. Howe | 47* | G. Howe/Lindsay | 39* | G. Howe | 47 | 39 | 86* | Lindsay | 123 |
| 1952-53 | G. Howe | 49* | G. Howe | 46* | G. Howe | 49 | 46 | 95* | Lindsay | 111 |
| 1953-54 | G. Howe | 33 | G. Howe | 48* | G. Howe | 33 | 48 | 81* | Lindsay | 112 |
| 1954-55 | G. Howe | 29 | Reibel | 41 | Reibel | 25 | 41 | 66 | Leswick | 137 |
| 1955-56 | G. Howe | 38 | G. Howe | 41 | G. Howe | 38 | 41 | 79 | Lindsay | 161 |
| 1956-57 | G. Howe | 44* | Lindsay | 55* | G. Howe | 44 | 45 | 89* | Lindsay | 103 |
| | | | | | | | | | Godfrey | 103 |
| 1957-58 | G. Howe | 33 | G. Howe | 44 | G. Howe | 33 | 44 | 77 | Kennedy | 135 |
| 1958-59 | G. Howe | 32 | G. Howe | 46 | G. Howe | 32 | 46 | 78 | Goegan | 111 |
| 1959-60 | G. Howe | 28 | G. Howe | 45 | G. Howe | 28 | 45 | 73 | Morrison | 62 |
| 1960-61 | Ullman | 28 | G. Howe | 49 | G. Howe | 23 | 49 | 72 | Young | 108 |
| 1961-62 | G. Howe | 33 | G. Howe | 44 | G. Howe | 33 | 44 | 77 | Gadsby | 88 |
| 1962-63 | G. Howe | 38* | G. Howe | 48 | G. Howe | 38 | 48 | 86* | Young | 273* |
| 1963-64 | G. Howe | 26 | G. Howe | 47 | G. Howe | 26 | 47 | 73 | Barkley | 115 |
| 1964-65 | Ullman | 42 | G. Howe | 47 | Ullman | 42 | 41 | 83 | Lindsay | 173 |
| 1965-66 | Ullman | 31 | G. Howe | 46 | G. Howe | 29 | 46 | 75 | Watson | 133 |
| | Delvecchio | 31 | | | | | | | | |
| 1966-67 | MacGregor | 28 | Ullman | 44 | Ullman | 26 | 44 | 70 | Bergman | 129 |
| 1967-68 | G. Howe | 39 | Delvecchio | 48 | G. Howe | 39 | 43 | 82 | Douglas | 126 |
| 1968-69 | F. Mahovlich | 49 | G. Howe | 59 | G. Howe | 44 | 59 | 103 | Baun | 121 |
| 1969-70 | Unger | 42 | Delvecchio | 47 | G. Howe | 31 | 40 | 71 | Bergman | 122 |
| 1970-71 | Webster | 30 | Webster | 37 | Webster | 30 | 37 | 67 | Bergman | 149 |
| 1971-72 | Redmond | 42 | Dionne | 49 | Dionne | 28 | 49 | 77 | Bergman | 138 |

RED WINGS ALL-TIME SEASON LEADERS



| | GOALS | | ASSISTS | | POINTS | | | PENALTIES | | |
|----------------|------------|-------|------------|-------|------------|----|----|-----------|----------------|------|
| Season | Player | Total | Player | Total | Player | G | A | TP | Player | TPM |
| 1972-73 | Redmond | 52 | Delvecchio | 53 | Redmond | 52 | 41 | 93 | Johnston | 169 |
| 1973-74 | Redmond | 51 | Dionne | 54 | Dionne | 24 | 53 | 78 | Johnston | 139 |
| 1974-75 | Grant | 50 | Dionne | 74 | Dionne | 47 | 74 | 121 | Watson | 238 |
| 1975-76 | Bergeron | 32 | McKechnie | 56 | McKechnie | 26 | 56 | 82 | Watson | 322 |
| 1976-77 | McKechnie | 25 | McKechnie | 34 | McKechnie | 24 | 34 | 59 | Polonich | 274 |
| 1977-78 | McCourt | 33 | Larson | 41 | McCourt | 33 | 39 | 72 | Polonich | 254 |
| 1978-79 | Nedomansky | 38 | Larson | 49 | Nedomansky | 38 | 35 | 73 | Polonich | 208 |
| 1979-80 | Foligno | 36 | McCourt | 51 | McCourt | 30 | 51 | 81 | Huber | 164 |
| 1980-81 | Ogrodnick | 35 | McCourt | 56 | McCourt | 30 | 56 | 86 | Korn | 246 |
| 1981-82 | Ogrodnick | 28 | Osborne | 41 | Osborne | 26 | 41 | 67 | Larson | 112 |
| 1982-83 | Ogrodnick | 41 | Larson | 52 | Ogrodnick | 41 | 44 | 85 | Gare | 107 |
| 1983-84 | Ogrodnick | 42 | Park | 53 | Yzerman | 39 | 48 | 87 | Paterson | 148 |
| 1984-85 | Ogrodnick | 55 | Yzerman | 59 | Ogrodnick | 55 | 50 | 105 | Gare | 163 |
| 1985-86 | Ogrodnick | 38 | Kisio | 48 | Shedden | 34 | 37 | 71 | Kocur | 377* |
| 1986-87 | Ashton | 40 | Yzerman | 59 | Yzerman | 31 | 59 | 90 | Kocur | 276 |
| 1987-88 | Yzerman | 50 | Yzerman | 52 | Yzerman | 50 | 52 | 102 | Probert | 398* |
| 1988-89 | Yzerman | 65 | Yzerman | 90 | Yzerman | 65 | 90 | 155 | Gallant | 230 |
| 1989-90 | Yzerman | 62 | Yzerman | 65 | Yzerman | 62 | 65 | 127 | Kocur | 268 |
| 1990-91 | Yzerman | 51 | Yzerman | 57 | Yzerman | 51 | 57 | 108 | Probert | 315 |
| 1991-92 | Yzerman | 45 | Yzerman | 58 | Yzerman | 45 | 58 | 103 | Probert | 276 |
| 1992-93 | Yzerman | 58 | Yzerman | 79 | Yzerman | 58 | 79 | 137 | Probert | 292 |
| 1993-94 | Fedorov | 56 | Fedorov | 64 | Fedorov | 56 | 64 | 120 | Probert | 275 |
| 1995 | Sheppard | 30 | Coffey | 44 | Coffey | 14 | 44 | 58 | Grimson | 147 |
| 1995-96 | Fedorov | 39 | Fedorov | 68 | Fedorov | 39 | 68 | 107 | Primeau | 168 |
| 1996-97 | Shanahan | 47 | Yzerman | 63 | Shanahan | 47 | 41 | 88 | Lapointe | 167 |
| 1997-98 | Shanahan | 28 | Yzerman | 45 | Yzerman | 24 | 45 | 69 | McCarty | 157 |
| 1998-99 | Shanahan | 31 | Larionov | 49 | Yzerman | 29 | 45 | 74 | Lapointe | 141 |
| 1999-2000 | Shanahan | 41 | Lidstrom | 53 | Yzerman | 35 | 44 | 79 | Lapointe | 121 |
| 2000-2001 | Fedorov | 32 | Lidstrom | 56 | Shanahan | 31 | 45 | 76 | Lapointe | 127 |
| 2001-2002 | Shanahan | 37 | Shanahan | 38 | Shanahan | 37 | 38 | 75 | Chelios | 126 |
| 2002-2003 | Hull | 37 | Fedorov | 47 | Fedorov | 36 | 47 | 83 | McCarty | 138 |
| 2003-2004 | Lang | 30 | Lang | 49 | Lang | 30 | 49 | 79 | Shanahan | 117 |
| | Datsyuk | 30 | | | | | | | | |
| 2004-2005 | --- | | --- | | --- | | | | --- | |
| 2005-2006 | Shanahan | 40 | Lidstrom | 64 | Datsyuk | 28 | 59 | 87 | Chelios | 108 |
| 2006-07 | Zetterberg | 33 | Datsyuk | 60 | Datsyuk | 27 | 60 | 87 | Lang/Schneider | 66 |
| 2007-08 | Zetterberg | 43 | Datsyuk | 66 | Datsyuk | 31 | 66 | 97 | Downey | 116 |
| 2008-09 | Hossa | 40 | Datsyuk | 65 | Datsyuk | 32 | 65 | 97 | Lilja | 66 |
| 2009-10 | Datsyuk | 27 | Zetterberg | 47 | Datsyuk | 27 | 43 | 70 | Bertuzzi | 80 |
| | | | | | Zetterberg | 23 | 47 | 70 | | |
| 2010-11 | Franzen | 28 | Zetterberg | 56 | Zetterberg | 24 | 56 | 80 | Ericsson | 87 |
| 2011-12 | Franzen | 29 | Datsyuk | 48 | Zetterberg | 22 | 47 | 69 | Bertuzzi | 64 |
| 2012-13 | Datsyuk | 15 | Zetterberg | 37 | Datsyuk | 15 | 34 | 49 | Tootoo | 78 |
| 2013-14 | Nyquist | 28 | Kronwall | 41 | Legwand | 14 | 37 | 51 | Quincey | 88 |
| *League leader | | | | | | | | | | |

*League leader

RED WINGS TOP SCORING SEASONS



GOALS

| Total | Player | Season |
|-------|--------------------------|--------------|
| 65 | Steve Yzerman | 88-89 |
| 62 | Steve Yzerman | 89-90 |
| 58 | Steve Yzerman | 92-93 |
| 56 | Sergei Fedorov | 93-94 |
| 55 | John Ogradnick | 84-85 |
| 52 | Mickey Redmond | 72-73 |
| | Ray Sheppard | 93-94 |
| 51 | Mickey Redmond | 73-74 |
| | Steve Yzerman | 90-91 |
| 50 | Danny Grant | 74-75 |
| | Steve Yzerman | 87-88 |
| 49 | Gordie Howe | 52-53 |
| | Frank Mahovlich | 68-69 |
| 47 | Gordie Howe | 51-52 |
| | Marcel Dionne | 74-75 |
| 47 | Brendan Shanahan | 96-97 |
| 45 | Steve Yzerman | 91-92 |
| 44 | Gordie Howe (2) | 56-57 |
| | | 68-69 |
| 43 | Gordie Howe | 50-51 |
| | HENRIK ZETTERBERG | 07-08 |
| 42 | Norm Ullman | 64-65 |
| | Garry Unger | 69-70 |
| | Mickey Redmond | 71-72 |
| | John Ogradnick | 83-84 |
| 41 | John Ogradnick | 82-83 |
| | Dino Ciccarelli | 92-93 |
| | Brendan Shanahan | 99-00 |
| 40 | Marcel Dionne | 72-73 |
| | Brendan Shanahan | 05-06 |
| | Marian Hossa | 08-09 |
| 39 | Gordie Howe | 67-68 |
| | Steve Yzerman | 83-84 |
| | Gerard Gallant | 88-89 |
| | Sergei Fedorov | 95-96 |
| | HENRIK ZETTERBERG | 05-06 |
| 38 | Gordie Howe (2) | 55-56 |
| | | 66-63 |
| | Frank Mahovlich | 69-70 |
| | Vaclav Nedomansky | 78-79 |
| | Ron Duguay | 84-85 |
| | John Ogradnick | 85-86 |
| | Gerard Gallant | 86-87 |
| 37 | Petr Klima | 87-88 |
| | Brendan Shanahan | 01-02 |
| | Brett Hull | 02-03 |
| 36 | Carl Liscombe | 43-44 |
| | Mike Foligno | 79-80 |
| | Paul MacLean | 88-89 |
| | Gerard Gallant | 89-90 |
| | Ray Sheppard | 91-92 |
| | Steve Yzerman | 95-96 |
| | Vyacheslav Kozlov | 95-96 |

| | | |
|----|--------------------------|--------------|
| | Sergei Fedorov | 02-03 |
| 35 | Mud Bruneteau | 43-44 |
| | Gordie Howe | 49-50 |
| | Vaclav Nedomansky | 79-80 |
| | John Ogradnick | 80-81 |
| | Ivan Boldirev | 83-84 |
| | Errol Thompson | 79-80 |
| | Paul Ysebaert | 91-92 |
| | Steve Yzerman | 99-00 |
| 34 | Gerard Gallant | 87-88 |
| | Jim Carson | 91-92 |
| | Paul Ysebaert | 92-93 |
| | Vyacheslav Kozlov | 93-94 |
| | JOHAN FRANZEN | 08-09 |
| 33 | Ted Lindsay | 47-48 |
| | Gordie Howe (3) | 53-54 |
| | | 57-58 |
| | | 61-62 |
| | HENRIK ZETTERBERG | 06-07 |
| | Parker MacDonald | 62-63 |
| | Dale McCourt | 77-78 |
| | Ron Duguay | 83-84 |
| 32 | Syd Howe | 43-44 |
| | Ted Lindsay | 52-53 |
| | Gordie Howe | 58-59 |
| | Michel Bergeron | 75-76 |
| | Petr Klima | 85-86 |
| | Sergei Fedorov (2) | 91-92 |
| | | 00-01 |
| | Ray Sheppard | 92-93 |
| | PAVEL DATSYUK | 08-09 |
| 31 | Norm Ullman | 65-66 |
| | Alex Delvecchio | 65-66 |
| | Gordie Howe | 69-70 |
| | Nick Libett | 71-72 |
| | Andre St. Laurent | 77-78 |
| | Steve Yzerman | 86-87 |
| | Sergei Fedorov (2) | 90-91 |
| | | 01-02 |
| | Keith Primeau | 93-94 |
| | Brendan Shanahan (2) | 98-99 |
| | | 00-01 |
| | PAVEL DATSYUK | 07-08 |
| | HENRIK ZETTERBERG | 08-09 |
| 30 | Roy Conacher | 46-47 |
| | Ted Lindsay (2) | 51-52 |
| | | 56-57 |
| | Norm Ullman | 67-68 |
| | Tom Webster | 70-71 |
| | Dale McCourt | 79-80 |
| | Dan Labraaten | 79-80 |
| | Dale McCourt | 80-81 |
| | Steve Yzerman | 84-85 |
| | Petr Klima | 86-87 |

ACTIVE PLAYERS IN BOLD CAPITALS

RED WINGS TOP SCORING SEASONS



| | |
|----------------------------|--------------|
| Ray Sheppard | 95-96 |
| Sergei Fedorov | 96-97 |
| Brett Hull | 01-02 |
| Brendan Shanahan | 02-03 |
| Robert Lang | 03-04 |
| PAVEL DATSYUK | 03-04 |
| Tomas Holmstrom | 06-07 |

ASSISTS

| Total | Player | Season |
|-----------|--------------------------------|--------------|
| 90 | Steve Yzerman | 88-89 |
| 90 | Steve Yzerman | 88-89 |
| 79 | Steve Yzerman | 92-93 |
| 74 | Marcel Dionne | 74-75 |
| 68 | Sergei Fedorov | 95-96 |
| 66 | PAVEL DATSYUK | 07-08 |
| 65 | Steve Yzerman | 89-90 |
| | PAVEL DATSYUK | 08-09 |
| 64 | Sergei Fedorov | 93-94 |
| | Nicklas Lidstrom | 05-06 |
| 63 | Steve Yzerman | 96-97 |
| | Paul Coffey | 93-94 |
| 62 | Adam Oates | 88-89 |
| 60 | Paul Coffey | 95-96 |
| | PAVEL DATSYUK | 06-07 |
| | Nicklas Lidstrom | 07-08 |
| 59 | Gordie Howe | 68-69 |
| | Steve Yzerman (3) | 84-85 |
| | | 86-87 |
| | | 95-96 |
| | PAVEL DATSYUK | 05-06 |
| 58 | Alex Delvecchio | 68-69 |
| | Steve Yzerman (2) | 91-92 |
| | | 93-94 |
| 57 | Steve Yzerman | 90-91 |
| 56 | Walt McKechnie | 75-76 |
| | Dale McCourt | 80-81 |
| | Dino Ciccarelli | 92-93 |
| | Nicklas Lidstrom | 00-01 |
| | HENRIK ZETTERBERG | 10-11 |
| 55 | Ted Lindsay (2) | 49-50 |
| | | 56-57 |
| 54 | Marcel Dionne | 73-74 |
| | Gerard Gallant | 88-89 |
| | Sergei Fedorov | 91-92 |
| 53 | Alex Delvecchio | 72-73 |
| | Brad Park | 83-84 |
| | Sergei Fedorov | 92-93 |
| | Nicklas Lidstrom | 99-00 |
| 52 | Reed Larson | 82-83 |
| | Steve Yzerman | 87-88 |
| 51 | Dale McCourt | 79-80 |
| | Ron Duguay | 84-85 |
| | Igor Larionov | 95-96 |
| 50 | Marcel Dionne | 72-73 |
| | John Ogronick | 84-85 |
| | Steve Chiasson | 92-93 |

| | | |
|----|--------------------------------|--------------|
| | Nicklas Lidstrom (2) | 95-96 |
| | | 01-02 |
| 49 | Gordie Howe | 60-61 |
| | Marcel Dionne | 71-72 |
| | Reed Larson | 78-79 |
| | Peter Mahovlich | 79-80 |
| | Nicklas Lidstrom (2) | 91-92 |
| | | 06-07 |
| | Igor Larionov | 98-99 |
| | Robert Lang | 03-04 |
| | HENRIK ZETTERBERG | 07-08 |
| | Brian Rafalski | 08-09 |
| 48 | Gordie Howe (2) | 53-54 |
| | | 62-63 |
| | Alex Delvecchio | 67-68 |
| | Steve Yzerman | 83-84 |
| | Ivan Boldirev | 83-84 |
| | Kelly Kisio | 85-86 |
| | Sergei Fedorov | 90-91 |
| | PAVEL DATSYUK | 11-12 |
| 47 | Gordie Howe (2) | 63-64 |
| | | 64-65 |
| | Alex Delvecchio | 69-70 |
| | Ron Duguay | 83-84 |
| | Alex Delvecchio | 69-70 |
| | Sergei Fedorov | 02-03 |
| | HENRIK ZETTERBERG | 09-10 |
| | HENRIK ZETTERBERG | 11-12 |
| 46 | Billy Taylor | 46-47 |
| | Gordie Howe (3) | 52-53 |
| | | 58-59 |
| | | 65-66 |
| | HENRIK ZETTERBERG | 05-06 |
| | Nicklas Lidstrom | 93-94 |
| | Nicklas Lidstrom | 10-11 |
| 45 | Gordie Howe (2) | 56-57 |
| | | 59-60 |
| | Alex Delvecchio | 71-72 |
| | Reed Larson | 84-85 |
| | Brendan Shanahan | 00-01 |
| | Darren Veitch | 86-87 |
| | Steve Yzerman (2) | 97-98 |
| | | 98-99 |
| | NIKLAS KRONWALL | 08-09 |
| 44 | Gordie Howe (2) | 57-58 |
| | | 61-62 |
| | Alex Delvecchio | 62-63 |
| | Norm Ullman | 66-67 |
| | Reed Larson | 79-80 |
| | John Ogronick | 82-83 |
| | John Chabot | 87-88 |
| | Gerard Gallant | 89-90 |
| | Paul Coffey | 95 |
| | Steve Yzerman | 99-00 |
| | Nicklas Lidstrom | 02-03 |
| | Brian Rafalski | 10-11 |

ACTIVE PLAYERS IN BOLD CAPITALS

ASSISTS CONT.

| Total | Player | Season | |
|--------------------------------|------------------------------|--------------------|-------|
| 43 | Gordie Howe (2)..... | 50-51 67-68 | |
| | Alex Delvecchio (2) | 52-53 61-62 | |
| | Dale McCourt | 78-79 | |
| | Mickey Redmond..... | 72-73 | |
| | Red Berenson | 71-72 | |
| | Reed Larson | 77-78 | |
| | Mark Osborne | 81-82 | |
| | Kelly Kisio..... | 84-85 | |
| | Nicklas Lidstrom (2) | 98-99 08-09 | |
| | PAVEL DATSYUK..... | 09-10 | |
| | Valtteri Filppula | 11-12 | |
| | 42 | Norm Ullman | 60-61 |
| Alex Delvecchio | | 64-65 | |
| Red Berenson | | 73-74 | |
| Keith Primeau | | 93-94 | |
| Igor Larionov..... | | 96-97 | |
| Nicklas Lidstrom (2) | | 96-97 97-98 | |
| Larry Murphy..... | | 98-99 | |
| Robert Lang | | 05-06 | |
| Brian Rafalski | | 07-08 | |
| HENRIK ZETTERBERG | | 08-09 | |
| 41 | | Dutch Reibel | 54-55 |
| | | Gordie Howe | 55-56 |
| | Norm Ullman (2)..... | 60-61 65-66 | |
| | Ray Sheppard | 93-94 | |
| | Brendan Shanahan (2) | 96-97 05-06 | |
| | Larry Murphy | 97-98 | |
| | Mathieu Schneider | 06-07 | |
| | NIKLAS KRONWALL | 13-14 | |

POINTS

| | | |
|-----|--------------------------|-----------------------------|
| 155 | Steve Yzerman | 88-89 |
| 137 | Steve Yzerman | 92-93 |
| 127 | Steve Yzerman | 89-90 |
| 120 | Sergei Fedorov | 93-94 |
| 121 | Marcel Dionne | 74-75 |
| 108 | Steve Yzerman | 90-91 |
| 107 | Sergei Fedorov | 95-96 |
| 105 | John Ogradnick | 84-85 |
| 103 | Gordie Howe | 68-69 |
| | Steve Yzerman | 91-92 |
| 102 | Steve Yzerman | 87-88 |
| 97 | Dino Ciccarelli | 92-93 |
| | PAVEL DATSYUK (2) | 07-08 08-09 |
| 95 | Gordie Howe | 52-53 |
| | Steve Yzerman | 95-96 |

| | | |
|----|--------------------------------|--------------|
| 93 | Mickey Redmond..... | 72-73 |
| | Gerard Gallant..... | 88-89 |
| | Ray Sheppard..... | 93-94 |
| 92 | HENRIK ZETTERBERG | 07-08 |
| 90 | Marcel Dionne..... | 72-73 |
| | Steve Yzerman..... | 86-87 |
| 89 | Gordie Howe..... | 56-57 |
| | Ron Duguay..... | 84-85 |
| | Steve Yzerman..... | 84-85 |
| 87 | Steve Yzerman..... | 83-84 |
| | Sergei Fedorov..... | 92-93 |
| | Brendan Shanahan..... | 96-97 |
| | PAVEL DATSYUK (2) | 05-06 |
| | | 06-07 |
| 86 | Gordie Howe (3)..... | 50-51 |
| | | 51-52 |
| | | 62-63 |
| | Danny Grant..... | 74-75 |
| | Dale McCourt..... | 80-81 |
| | Sergei Fedorov..... | 91-92 |
| 85 | Ted Lindsay..... | 56-57 |
| | John Ogradnick..... | 82-83 |
| | Steve Yzerman..... | 96-97 |
| | HENRIK ZETTERBERG | 05-06 |
| 83 | Norm Ullman..... | 64-65 |
| | Alex Delvecchio..... | 68-69 |
| | Ivan Boldirev..... | 83-84 |
| | Sergei Fedorov..... | 02-03 |
| 82 | Gordie Howe..... | 67-68 |
| | Walt McKechnie..... | 75-76 |
| | Steve Yzerman..... | 93-94 |
| 81 | Gordie Howe..... | 53-54 |
| | Dale McCourt..... | 79-80 |
| | Brendan Shanahan..... | 05-06 |
| 80 | Ron Duguay..... | 83-84 |
| | Gerard Gallant..... | 89-90 |
| | Nicklas Lidstrom..... | 05-06 |
| | HENRIK ZETTERBERG | 10-11 |
| 79 | Gordie Howe..... | 55-56 |
| | Sergei Fedorov..... | 90-91 |
| | Steve Yzerman..... | 99-00 |
| | Robert Lang..... | 03-04 |
| 78 | Ted Lindsay..... | 49-50 |
| | Gordie Howe..... | 58-59 |
| | Frank Mahovlich..... | 68-69 |
| | Marcel Dionne..... | 73-74 |
| | John Ogradnick..... | 83-84 |
| | Adam Oates..... | 88-89 |
| | Brendan Shanahan..... | 99-00 |
| 77 | Gordie Howe (2)..... | 57-58 |
| | | 61-62 |
| | Marcel Dionne..... | 71-72 |
| | Mickey Redmond..... | 73-74 |
| | Paul Coffey..... | 93-94 |

ACTIVE PLAYERS IN BOLD CAPITALS

RED WINGS TOP SCORING SEASONS



| | | |
|----|-------------------------------|--------------|
| 76 | Gordie Howe..... | 64-65 |
| | Brendan Shanahan..... | 00-01 |
| | Brett Hull..... | 02-03 |
| 75 | Gordie Howe..... | 65-66 |
| | Paul Ysebaert..... | 91-92 |
| | Brendan Shanahan..... | 01-02 |
| 74 | Vaclav Nedomansky..... | 79-80 |
| | Reed Larson..... | 82-83 |
| | Steve Yzerman..... | 98-99 |
| | Paul Coffey..... | 95-96 |
| 73 | Carl Liscombe..... | 43-44 |
| | Gordie Howe (2)..... | 59-60 |
| | | 63-64 |
| | Vaclav Nedomansky..... | 78-79 |
| | Gerard Gallant..... | 87-88 |
| | Vyacheslav Kozlov..... | 93-94 |
| | Keith Primeau..... | 93-94 |
| | Vyacheslav Kozlov..... | 95-96 |
| | Igor Larionov..... | 95-96 |
| | Nicklas Lidstrom..... | 99-00 |
| | HENRIK ZETTERBERG..... | 08-09 |
| 72 | Gordie Howe..... | 60-61 |
| | Norm Ullman..... | 65-66 |
| | Dale McCourt..... | 77-78 |
| | Gerard Gallant..... | 86-87 |
| 71 | Ted Lindsay..... | 52-53 |
| | Gordie Howe..... | 69-70 |
| | Mickey Redmond..... | 71-72 |
| | Alex Delvecchio..... | 72-73 |
| | Dale McCourt..... | 78-79 |
| | Mike Foligno..... | 79-80 |
| | Paul MacLean..... | 88-89 |
| | Nicklas Lidstrom..... | 00-01 |
| | Marian Hossa..... | 08-09 |
| 70 | Norm Ullman (2)..... | 60-61 |
| | | 66-67 |
| | Alex Delvecchio..... | 67-68 |
| | Frank Mahovlich..... | 69-70 |
| | Andre St. Laurent..... | 77-78 |
| | John Ogrodnick (2)..... | 80-81 |
| | | 85-86 |
| | Nicklas Lidstrom..... | 07-08 |
| | PAVEL DATSYUK..... | 09-10 |
| | HENRIK ZETTERBERG..... | 09-10 |

ALL-TIME GOALTENDING RECORDS



GOALTENDERS' ALL-TIME RECORDS (BY WINS)

| PLAYER | YRS | GP | WON | LOST | TIED | GA | SO | AVG |
|-------------------------|----------|------------|------------|-----------|----------|------------|-----------|-------------|
| Terry Sawchuk | 14 | 734 | 352 | 244 | 130 | 1782 | 85 | 2.46 |
| Chris Osgood | 14 | 565 | 317 | 149 | 46 | 1344 | 39 | 2.49 |
| Harry Lumley | 7 | 324 | 163 | 105 | 56 | 890 | 26 | 2.75 |
| JIMMY HOWARD | 8 | 285 | 152 | 86 | 0 | 669 | 18 | 2.41 |
| Roger Crozier | 7 | 313 | 131 | 121 | 41 | 853 | 20 | 2.93 |
| Tim Cheveldae | 6 | 264 | 128 | 93 | 30 | 851 | 9 | 3.39 |
| Greg Stefan | 9 | 299 | 115 | 127 | 30 | 1068 | 5 | 3.92 |
| Dominik Hasek | 4 | 176 | 114 | 39 | 10 | 368 | 20 | 2.13 |
| Manny Legace | 6 | 180 | 112 | 34 | 16 | 368 | 13 | 2.18 |
| Jim Rutherford | 10 | 314 | 97 | 165 | 43 | 1114 | 10 | 3.69 |
| Roy Edwards | 6 | 221 | 95 | 74 | 34 | 601 | 12 | 2.94 |
| Norm Smith | 7 | 178 | 76 | 71 | 31 | 417 | 17 | 2.26 |
| Glenn Hall | 4 | 148 | 74 | 45 | 29 | 314 | 17 | 2.12 |
| John Mowers | 4 | 152 | 65 | 61 | 26 | 399 | 15 | 2.56 |
| Glen Hanlon | 5 | 186 | 65 | 71 | 26 | 569 | 7 | 3.47 |
| Mike Vernon | 3 | 95 | 53 | 24 | 14 | 225 | 4 | 2.40 |
| Curtis Joseph | 2 | 92 | 50 | 29 | 9 | 216 | 7 | 2.46 |
| John Ross Roach | 3 | 90 | 41 | 34 | 14 | 201 | 15 | 2.20 |
| Clarence Dolson | 3 | 93 | 35 | 41 | 17 | 192 | 16 | 1.98 |
| Hank Bassen | 6 | 98 | 33 | 38 | 19 | 274 | 3 | 2.99 |
| Cecil Thompson | 2 | 85 | 32 | 41 | 12 | 225 | 7 | 2.65 |
| Ty Conklin | 2 | 55 | 30 | 17 | 0 | 138 | 7 | 2.71 |
| Harry Holmes | 2 | 85 | 30 | 45 | 10 | 179 | 17 | 1.98 |
| Rogie Vachon | 2 | 109 | 30 | 57 | 19 | 398 | 4 | 3.74 |
| Corrado Micallef | 5 | 113 | 26 | 59 | 15 | 409 | 2 | 4.23 |
| Connie Dion | 2 | 38 | 23 | 11 | 4 | 119 | 1 | 3.13 |
| Eddie Giacomin | 3 | 71 | 23 | 37 | 7 | 234 | 5 | 3.47 |
| Gilles Gilbert | 3 | 95 | 21 | 48 | 16 | 365 | 0 | 4.18 |
| JONAS GUSTAVSSON | 2 | 34 | 18 | 9 | 0 | 85 | 1 | 2.92 |
| Al Smith | 1 | 43 | 18 | 20 | 4 | 135 | 4 | 3.24 |
| Alex Connell | 1 | 48 | 18 | 20 | 10 | 108 | 6 | 2.25 |
| Vince Riendeau | 3 | 32 | 17 | 8 | 2 | 89 | 0 | 3.28 |
| Doug Grant | 3 | 46 | 17 | 22 | 2 | 182 | 1 | 4.34 |
| Wilf Cude | 1 | 29 | 15 | 6 | 8 | 47 | 4 | 1.52 |
| Ken Wregget | 1 | 29 | 14 | 10 | 2 | 70 | 0 | 2.66 |
| Joey MacDonald | 3 | 37 | 14 | 15 | 0 | 87 | 1 | 2.62 |
| Bill Beveridge | 1 | 39 | 14 | 20 | 5 | 109 | 2 | 2.71 |
| Kevin Hodson | 4 | 35 | 13 | 7 | 4 | 64 | 4 | 2.37 |
| Joe Daley | 1 | 29 | 11 | 10 | 5 | 85 | 0 | 3.15 |
| Bob Sauve | 1 | 41 | 11 | 25 | 4 | 165 | 0 | 4.19 |
| Norm Maracle | 2 | 20 | 10 | 7 | 2 | 37 | 0 | 2.22 |
| Ed Mio | 3 | 49 | 10 | 20 | 5 | 205 | 1 | 5.00 |
| Ron Low | 1 | 32 | 9 | 12 | 9 | 102 | 1 | 3.37 |
| Denis DeJordy | 2 | 25 | 8 | 12 | 3 | 87 | 1 | 3.86 |
| Jim Franks | 2 | 18 | 7 | 8 | 3 | 72 | 1 | 4.00 |
| George Gardner | 3 | 24 | 7 | 7 | 3 | 69 | 0 | 3.59 |
| Andy Brown | 2 | 17 | 6 | 6 | 3 | 57 | 0 | 3.80 |
| Larry Lozinski | 1 | 30 | 6 | 11 | 7 | 105 | 0 | 4.32 |
| Mark Laforest | 2 | 33 | 6 | 22 | 0 | 126 | 1 | 4.71 |
| Dennis Riffin | 2 | 18 | 5 | 9 | 2 | 54 | 1 | 3.27 |
| Bill McKenzie | 2 | 26 | 5 | 13 | 6 | 101 | 1 | 4.15 |
| Sam St. Laurent | 4 | 30 | 5 | 11 | 4 | 79 | 0 | 3.76 |
| Bob Essensa | 1 | 13 | 4 | 7 | 2 | 34 | 1 | 2.62 |
| Bill Ranford | 1 | 4 | 3 | 0 | 1 | 8 | 0 | 1.96 |
| Greg Millen | 1 | 10 | 3 | 2 | 3 | 22 | 0 | 2.71 |
| PETR MRAZEK | 2 | 11 | 3 | 5 | 0 | 17 | 2 | 1.80 |
| Don McLeod | 1 | 14 | 3 | 7 | 0 | 60 | 0 | 5.16 |
| Terry Richardson | 4 | 19 | 3 | 10 | 0 | 75 | 0 | 5.39 |
| Dave Gatherum | 1 | 3 | 2 | 1 | 0 | 3 | 1 | 1.00 |
| Bob Perreault | 1 | 3 | 2 | 1 | 0 | 9 | 1 | 3.00 |
| Harvey Teno | 1 | 5 | 2 | 3 | 0 | 15 | 0 | 3.00 |

ACTIVE PLAYERS IN BOLD CAPITALS

ALL-TIME GOALTENDING RECORDS



GOALTENDERS' ALL-TIME RECORDS (BY WINS)

| PLAYER..... | YRS | GP | WON | LOST | TIED | GA | SO | AVG |
|-----------------------|-----|----|-----|------|------|----|----|-------|
| Herb Stuart..... | 1 | 3 | 1 | 2 | 0 | 5 | 0 | 1.67 |
| Gerry Gray..... | 1 | 7 | 1 | 4 | 1 | 30 | 0 | 4.73 |
| Peter Ing..... | 1 | 3 | 1 | 2 | 0 | 15 | 0 | 5.29 |
| Marc Lamothe..... | 1 | 2 | 1 | 0 | 1 | 3 | 0 | 1.44 |
| Abbie Cox..... | 1 | 1 | 0 | 0 | 1 | 4 | 0 | 4.00 |
| Joe Turner..... | 1 | 1 | 0 | 0 | 1 | 3 | 0 | 3.00 |
| Ralph Almas..... | 2 | 2 | 0 | 1 | 1 | 8 | 0 | 4.00 |
| Ken Holland..... | 1 | 3 | 0 | 1 | 1 | 11 | 0 | 4.11 |
| Claude Legris..... | 2 | 4 | 0 | 1 | 1 | 4 | 0 | 2.66 |
| Pete McDuffe..... | 1 | 4 | 0 | 3 | 1 | 22 | 0 | 5.50 |
| Allan Bester..... | 2 | 4 | 0 | 3 | 0 | 15 | 0 | 4.31 |
| Darren Eliot..... | 1 | 3 | 0 | 0 | 1 | 9 | 0 | 5.57 |
| Alain Chevrier..... | 1 | 3 | 0 | 3 | 0 | 11 | 0 | 6.11 |
| Carl Wetzel..... | 1 | 2 | 0 | 1 | 0 | 4 | 0 | 8.00 |
| Claude Bourque..... | 1 | 1 | 0 | 1 | 0 | 3 | 0 | 3.00 |
| Alf Moore..... | 1 | 1 | 0 | 1 | 0 | 3 | 0 | 3.00 |
| Pat Rupp..... | 1 | 1 | 0 | 1 | 0 | 4 | 0 | 4.00 |
| Harrison Gray..... | 1 | 1 | 0 | 1 | 0 | 5 | 0 | 7.50 |
| Al Jensen..... | 1 | 1 | 0 | 1 | 0 | 7 | 0 | 7.00 |
| Gillies Boisvert..... | 1 | 3 | 0 | 3 | 0 | 9 | 0 | 3.00 |
| Dave Gagnon..... | 1 | 2 | 0 | 1 | 0 | 6 | 0 | 10.29 |
| Scott King..... | 2 | 2 | 0 | 0 | 0 | 3 | 0 | 2.95 |
| Chris Pusey..... | 1 | 1 | 0 | 0 | 0 | 3 | 0 | 4.50 |
| Tom McGratton..... | 1 | 1 | 0 | 0 | 0 | 1 | 0 | 7.50 |
| Lefty Wilson..... | 1 | 1 | 0 | 0 | 0 | 0 | 0 | 0.00 |

ACTIVE PLAYERS IN BOLD CAPITALS

GOALTENDING LEADERS REGULAR SEASON (MINIMUM 30 WINS)

SHUTOUTS

| | |
|---------------------------|---------------------|
| T. Sawchuk - 12..... | 51-52, 53-54, 54-55 |
| G. Hall - 12..... | 55-56 |
| H. Holmes - 11..... | 27-28 |
| T. Sawchuk - 11..... | 50-51 |
| J. R. Roach - 10..... | 32-33 |
| C. Dolson - 10..... | 28-29 |
| T. Sawchuk - 9..... | 52-53 |
| D. Hasek - 8..... | 06-07 |
| H. Lumley - 7..... | 47-48, 49-50 |
| R. Crozier - 7..... | 65-66 |
| M. Legace - 7..... | 05-06 |
| H. Holmes - 6..... | 26-27 |
| C. Dolson - 6..... | 30-31 |
| A. Connell - 6..... | 31-32 |
| N. Smith - 6..... | 35-36, *36-37 |
| H. Lumley - 6..... | 48-49 |
| R. Crozier - 6..... | 64-65 |
| R. Edwards - 6..... | *72-73 |
| C. Osgood - 6..... | 96-97, 97-98, 99-00 |
| T. Conklin - 6..... | 08-09 |
| J. HOWARD - 6..... | 11-12 |
| J. HOWARD - 5..... | 12-13 |
| C. Osgood - 5..... | 95-96 |
| D. Hasek - 5..... | 01-02, 07-08 |
| C. Joseph - 5..... | 02-03 |
| G. Hanlon - 4..... | *87-88 |
| T. Cheveldae - 4..... | 92-93 |
| C. Osgood - 4..... | 07-08 |

| | |
|---------------------------|--------------|
| C. Osgood - 3..... | 98-99 |
| M. Legace - 3..... | 03-04 |
| J. HOWARD - 3..... | 09-10 |

WINS

| | |
|----------------------------------|--------------|
| T. Sawchuk - 44..... | 50-51, 51-52 |
| +D. Hasek - 41..... | 01-02 |
| T. Sawchuk - 40..... | 54-55 |
| R. Crozier - 40..... | 64-65 |
| +C. Osgood - 39..... | 95-96 |
| G. Hall - 38..... | 56-57 |
| T. Cheveldae - 38..... | 91-92 |
| D. Hasek - 38..... | 06-07 |
| J. HOWARD - 37..... | 09-10 |
| J. HOWARD - 37..... | 10-11 |
| M. Legace - 37..... | 05-06 |
| T. Sawchuk - 35..... | 53-54 |
| J. HOWARD - 35..... | 11-12 |
| H. Lumley - 34..... | 48-49 |
| C. Osgood - 34..... | 98-99 |
| C. Joseph - 34..... | 02-03 |
| H. Lumley - 33..... | 49-50 |
| C. Osgood - 33..... | 97-98 |
| T. Sawchuk - 32..... | 52-53 |
| H. Lumley - 30..... | 47-48 |
| G. Hall - 30..... | 55-56 |
| C. Osgood - 30..... | 99-00 |
| + - Led NHL, * - Shared NHL lead | |

SEASON-BY-SEASON GOALTENDING RECORDS



| SEASON | GAMES | WINS | SHUTOUTS | G.A.A. |
|---------|--------------|--------------|---------------|----------------|
| 1926-27 | Holmes 41 | Holmes 11 | Holmes 6 | Holmes 2.23 |
| 1927-28 | Dolson 44 | Dolson 19 | Dolson 11 | Dolson 1.73 |
| 1928-29 | Dolson 44 | Dolson 19 | Dolson 10 | Dolson 1.37 |
| 1929-30 | Beveridge 39 | Beveridge 14 | Beveridge 2 | Beveridge 2.71 |
| 1930-31 | Dolson 44 | Dolson 16 | Dolson 6 | Dolson 2.29 |
| 1931-32 | Connell 48 | Connell 18 | Connell 6 | Connell 2.12 |
| 1932-33 | Roach 48 | Roach 25 | Roach 10 | Roach 1.88 |
| 1933-34 | Cude 29 | Cude 15 | Cude 4 | Cude 1.52 |
| 1934-35 | Smith 25 | Smith 12 | Roach 4 | Smith 2.01 |
| 1935-36 | Smith 48 | Smith 24 | Smith 6 | Smith 2.04 |
| 1936-37 | Smith 48 | Smith 25 | Smith 6 | Smith 2.05 |
| 1937-38 | Smith 47 | Smith 11 | Smith 3 | Smith 2.66 |
| 1938-39 | Thompson 39 | Thompson 16 | Thompson 4 | Thompson 2.53 |
| 1939-40 | Thompson 46 | Thompson 16 | Thompson 3 | Thompson 2.54 |
| 1940-41 | Mowers 48 | Mowers 21 | Mowers 4 | Mowers 2.01 |
| 1941-42 | Mowers 47 | Mowers 19 | Mowers 5 | Mowers 3.00 |
| 1942-43 | Mowers 50 | Mowers 25 | Mowers 6 | Mowers 2.47 |
| 1943-44 | Dion 26 | Dion 17 | Dion/Franks 1 | Dion 3.08 |
| 1944-45 | Lumley 37 | Lumley 24 | Lumley 1 | Lumley 3.22 |
| 1945-46 | Lumley 50 | Lumley 20 | Lumley 2 | Lumley 3.18 |
| 1946-47 | Lumley 52 | Lumley 22 | Lumley 3 | Lumley 3.06 |
| 1947-48 | Lumley 60 | Lumley 30 | Lumley 7 | Lumley 2.46 |
| 1948-49 | Lumley 60 | Lumley 34 | Lumley 6 | Lumley 2.42 |
| 1949-50 | Lumley 63 | Lumley 33 | Lumley 7 | Lumley 2.35 |
| 1950-51 | Sawchuk 70 | Sawchuk 44 | Sawchuk 11 | Sawchuk 1.99 |
| 1951-52 | Sawchuk 70 | Sawchuk 44 | Sawchuk 12 | Sawchuk 1.90 |
| 1952-53 | Sawchuk 63 | Sawchuk 32 | Sawchuk 9 | Sawchuk 1.90 |
| 1953-54 | Sawchuk 67 | Sawchuk 35 | Sawchuk 12 | Sawchuk 1.94 |
| 1954-55 | Sawchuk 68 | Sawchuk 40 | Sawchuk 12 | Sawchuk 1.96 |
| 1955-56 | Hall 70 | Hall 30 | Hall 12 | Hall 2.11 |
| 1956-57 | Hall 70 | Hall 38 | Hall 4 | Hall 2.24 |
| 1957-58 | Sawchuk 70 | Sawchuk 29 | Sawchuk 3 | Sawchuk 2.96 |
| 1958-59 | Sawchuk 67 | Sawchuk 23 | Sawchuk 5 | Sawchuk 3.12 |
| 1959-60 | Sawchuk 58 | Sawchuk 24 | Sawchuk 5 | Sawchuk 2.69 |
| 1960-61 | Sawchuk 37 | Bassen 13 | Sawchuk 2 | Bassen 2.89 |
| 1961-62 | Sawchuk 43 | Sawchuk 14 | Sawchuk 5 | Bassen 2.81 |
| 1962-63 | Sawchuk 48 | Sawchuk 23 | Sawchuk 3 | Sawchuk 2.48 |
| 1963-64 | Sawchuk 53 | Sawchuk 24 | Sawchuk 5 | Sawchuk 2.60 |
| 1964-65 | Crozier 70 | Crozier 40 | Crozier 6 | Crozier 2.42 |
| 1965-66 | Crozier 64 | Crozier 28 | Crozier 7 | Crozier 2.78 |
| 1966-67 | Crozier 58 | Crozier 22 | Crozier 4 | Crozier 3.35 |
| 1967-68 | Edwards 42 | Edwards 15 | Crozier 1 | Crozier 3.30 |
| 1968-69 | Edwards 40 | Edwards 18 | Edwards 4 | Edwards 2.54 |
| 1969-70 | Edwards 47 | Edwards 24 | Edwards 2 | Edwards 2.59 |
| 1970-71 | Edwards 37 | Edwards 11 | Rutherford 1 | Edwards 3.39 |
| 1971-72 | Smith 43 | Smith 18 | Smith 4 | Daley 3.15 |
| 1972-73 | Edwards 52 | Edwards 27 | Edwards 6` | Edwards 2.63 |

SEASON-BY-SEASON GOALTENDING RECORDS



| SEASON | GAMES | WINS | SHUTOUTS | G.A.A. |
|---------|---------------|-----------------|-----------------------|-----------------|
| 1973-74 | Grant 37 | Grant 15 | McKenzie/Grant 1 | Rutherford 3.63 |
| 1974-75 | Rutherford 59 | Rutherford 20 | Rutherford 2 | Rutherford 3.74 |
| 1975-76 | Rutherford 44 | Rutherford 13 | Rutherford 4 | Giacomin 3.45 |
| 1976-77 | Rutherford 48 | Giacomin 8 | Giacomin 3 | Giacomin 3.58 |
| 1977-78 | Rutherford 43 | Rutherford 13 | Rutherford/ Low 1 | Rutherford 3.26 |
| 1978-79 | Vachon 50 | Rutherford 13 | Rutherford 1 | Rutherford 3.27 |
| 1979-80 | Vachon 59 | Vachon 20 | Vachon 4 | Vachon 3.61 |
| 1980-81 | Gilbert 48 | Gilbert 11 | | Gilbert 4.01 |
| 1981-82 | Sauve 41 | Sauve 11 | | Sauve 4.19 |
| 1982-83 | Stefan 35 | Micallef 11 | Micallef 2 | Micallef 3.62 |
| 1983-84 | Stefan 50 | Stefan 19 | Stefan 2 | Stefan 3.51 |
| 1984-85 | Stefan 46 | Stefan 21 | | Stefan 4.33 |
| 1985-86 | Stefan 37 | Stefan 10 | Stefan/ Laforest 1 | Stefan 4.50 |
| 1986-87 | Stefan 43 | Stefan 20 | Hanlon/ Stefan 1 | Hanlon 3.56 |
| 1987-88 | Hanlon 47 | Hanlon 22 | Hanlon 4 | Stefan 3.11 |
| 1988-89 | Stefan 46 | Stefan 21 | Hanlon 1 | Hanlon 3.56 |
| 1989-90 | Hanlon 45 | Hanlon 14 | Hanlon 3 | Cheveldae 3.79 |
| 1990-91 | Cheveldae 65 | Cheveldae 30 | Cheveldae 2 | Cheveldae 3.55 |
| 1991-92 | Cheveldae 72 | Cheveldae 38 | Cheveldae 2 | Cheveldae 3.20 |
| 1992-93 | Cheveldae 67 | Cheveldae 34 | Cheveldae 4 | Cheveldae 3.25 |
| 1993-94 | Osgood 41 | Osgood 23 | Osgood 2 | Osgood 2.86 |
| 1994-95 | Vernon 31 | Vernon 19 | Osgood/ Vernon 1 | Osgood 2.26 |
| 1995-96 | Osgood 50 | Osgood 39 | Osgood 5 | Osgood 2.17 |
| 1996-97 | Osgood 47 | Osgood 23 | Osgood 6 | Osgood 2.30 |
| 1997-98 | Osgood 64 | Osgood 33 | Osgood 6 | Osgood 2.21 |
| 1998-99 | Osgood 63 | Osgood 34 | Osgood 3 | Osgood 2.42 |
| 1999-00 | Osgood 53 | Osgood 30 | Osgood 6 | Osgood 2.40 |
| 2000-01 | Osgood 52 | Osgood 25 | Legace 2 | Legace 2.05 |
| 2001-02 | Hasek 65 | Hasek 41 | Hasek 5 | Hasek 2.17 |
| 2002-03 | Joseph 61 | Joseph 34 | Joseph 5 | Legace 2.18 |
| 2003-04 | Legace 41 | Legace 23 | Legace 3 | Legace 2.12 |
| 2004-05 | --- | --- | --- | --- |
| 2005-06 | Legace 51 | Legace 37 | Legace 7 | Legace 2.19 |
| 2006-07 | Hasek 56 | Hasek 38 | Hasek 8 | Hasek 2.05 |
| 2007-08 | Osgood 43 | Osgood/Hasek 27 | Hasek 5 | Osgood 2.09 |
| 2008-09 | Osgood 46 | Osgood 26 | Conklin 6 | Conklin 2.51 |
| 2009-10 | Howard 63 | Howard 37 | Howard 3 | Howard 2.26 |
| 2010-11 | Howard 63 | Howard 37 | Howard 2 | Howard 2.79 |
| 2011-12 | Howard 57 | Howard 35 | Howard 6 | Howard 2.13 |
| 2012-13 | Howard 42 | Howard 21 | Howard 5 | Howard 2.13 |
| 2013-14 | Howard 51 | Howard 21 | Howard/Mrazek 2 | Gustavsson 2.63 |

DETROIT RED WINGS ALL-STARS



| GOALIE | NO. TIMES SELECTED | SEASON AND TEAM |
|-----------------|--------------------|---|
| John Ross Roach | 1 | 1933 (1st Team) |
| Normie Smith | 1 | 1937 (1st) |
| John Mowers | 1 | 1943 (1st) |
| Glenn Hall | 2 | 1956 (2nd), 1957 (1st) |
| Terry Sawchuk | 7 | 1951 (1st), 1952 (1st), 1953 (1st), 1954 (2nd), 1955 (2nd), 1959 (2nd), 1963 (2nd) |
| Roger Crozier | 1 | 1965 (1st) |
| Chris Osgood | 1 | 1996 (2nd) |

| DEFENSE | NO. TIMES SELECTED | SEASON AND TEAM |
|-----------------------|--------------------|--|
| Ebbie Goodfellow | 3 | 1936 (2nd), 1937 (1st), 1940 (1st) |
| Jack Stewart | 5 | 1943 (1st), 1946 (2nd), 1947 (2nd), 1948 (1st), 1949 (1st) |
| Flash Hollett | 1 | 1945 (1st) |
| Bill Quackenbush | 3 | 1947 (2nd), 1948 (1st), 1949 (1st) |
| Leo Reise | 2 | 1950 (2nd), 1951 (2nd) |
| Bob Goldham | 1 | 1955 (2nd) |
| Red Kelly | 8 | 1950 (2nd), 1951 (1st), 1952 (1st), 1953 (1st), 1954 (1st), 1955 (1st), 1956 (2nd), 1957 (1st) |
| Marcel Pronovost | 4 | 1958 (2nd), 1959 (2nd), 1960 (1st), 1961 (1st) |
| Bill Gadsby | 1 | 1965 (2nd) |
| Carl Brewer | 1 | 1970 (2nd) |
| Paul Coffey | 1 | 1995 (1st) |
| Vladimir Konstantinov | 1 | 1996 (2nd) |
| Nicklas Lidstrom | 12 | 1998 (1st), 1999 (1st), 2000 (1st), 2001 (1st), 2002 (1st), 2003 (1st), 2006 (1st), 2007 (1st), 2008 (1st), 2009 (2nd), 2010 (2nd), 2011 (1st) |
| Chris Chelios | 1 | 2002 (1st) |

| LEFT WING | NO. TIMES SELECTED | SEASON AND TEAM |
|--------------------------|--------------------|---|
| Sid Abel | 1 | 1942 (2nd) |
| Syd Howe | 1 | 1945 (2nd) |
| Ted Lindsay | 9 | 1948 (1st), 1949 (2nd), 1950 (1st), 1951 (1st), 1952 (1st), 1953 (1st), 1954 (1st), 1956 (1st), 1957 (1st) |
| Alex Delvecchio | 1 | 1959 (2nd) |
| Frank Mahovlich | 2 | 1969 (2nd), 1970 (2nd) |
| John Ogrodnick | 1 | 1985 (1st) |
| Gerard Gallant | 1 | 1989 (2nd) |
| Brendan Shanahan | 2 | 2000 (1st), 2002 (2nd) |
| HENRIK ZETTERBERG | 1 | 2008 (2nd) |

| CENTER | NO. TIMES SELECTED | SEASON AND TEAM |
|----------------------|--------------------|------------------------------------|
| Cooney Weiland | 1 | 1935 (2nd) |
| Marty Barry | 1 | 1937 (1st) |
| Sid Abel | 3 | 1949 (1st), 1950 (1st), 1951 (2nd) |
| Alex Delvecchio | 1 | 1953 (2nd) |
| Norm Ullman | 2 | 1965 (1st), 1967 (2nd) |
| Sergei Fedorov | 1 | 1994 (1st) |
| Steve Yzerman | 1 | 2000 (1st) |
| PAVEL DATSYUK | 1 | 2009 (2nd) |

| RIGHT WING | NO. TIMES SELECTED | SEASON AND TEAM |
|----------------|--------------------|--|
| Larry Aurie | 1 | 1937 (1st) |
| Gordie Howe | *21 | 1949 (2nd), 1950 (2nd), 1951 (1st), 1952 (1st), 1953 (1st), 1954 (1st), 1956 (2nd), 1957 (1st), 1958 (1st), 1959 (2nd), 1960 (1st), 1961 (2nd), 1962 (2nd), 1963 (1st), 1964 (2nd), 1965 (2nd), 1966 (1st), 1967 (2nd), 1968 (1st), 1969 (1st), 1970 (1st) |
| Mickey Redmond | 2 | 1973 (1st), 1974 (2nd) |

| COACH | | |
|----------------|---|------------------------------------|
| Jack Adams | 3 | 1937 (1st), 1943 (1st), 1945 (2nd) |
| Bobby Kromm | 1 | Jack Adams Trophy 1978 |
| Jacques Demers | 2 | Jack Adams Trophy 1987, 1988 |
| Scotty Bowman | 1 | Jack Adams Trophy 1996 |
| Dave Lewis | 1 | 2004 |

*-NHL Record

ACTIVE PLAYERS IN BOLD CAPITALS

RED WINGS NHL TROPHY WINNERS



ART ROSS TROPHY (Points Leader)

| | |
|-------------|---------|
| Ted Lindsay | 1949-50 |
| Gordie Howe | 1950-51 |
| Gordie Howe | 1951-52 |
| Gordie Howe | 1952-53 |
| Gordie Howe | 1953-54 |
| Gordie Howe | 1956-57 |
| Gordie Howe | 1962-63 |

HART TROPHY (Most Valuable Player)

| | |
|------------------|---------|
| Ebbie Goodfellow | 1939-40 |
| Sid Abel | 1948-49 |
| Gordie Howe | 1951-52 |
| Terry Sawchuk | 1952-53 |
| Gordie Howe | 1956-57 |
| Gordie Howe | 1957-58 |
| Gordie Howe | 1959-60 |
| Gordie Howe | 1962-63 |
| Sergei Fedorov | 1993-94 |

VEZINA TROPHY (Best Goalie)

| | |
|---------------|---------|
| Norm Smith | 1936-37 |
| John Mowers | 1942-43 |
| Terry Sawchuk | 1951-52 |
| Terry Sawchuk | 1952-53 |
| Terry Sawchuk | 1954-55 |

NORRIS TROPHY (Best Defenseman)

| | |
|------------------|---------|
| Red Kelly | 1953-54 |
| Paul Coffey | 1995 |
| Nicklas Lidstrom | 2000-01 |
| Nicklas Lidstrom | 2001-02 |
| Nicklas Lidstrom | 2002-03 |
| Nicklas Lidstrom | 2005-06 |
| Nicklas Lidstrom | 2006-07 |
| Nicklas Lidstrom | 2007-08 |
| Nicklas Lidstrom | 2010-11 |

CALDER TROPHY (Rookie of the Year)

| | |
|---------------|---------|
| Carl Voss | 1932-33 |
| Jim McFadden | 1947-48 |
| Terry Sawchuk | 1950-51 |
| Glenn Hall | 1955-56 |
| Roger Crozier | 1964-65 |

FRANK J. SELKE TROPHY (Best Defensive Forward)

| | |
|----------------------|----------------|
| Sergei Fedorov | 1993-94 |
| Sergei Fedorov | 1995-96 |
| Steve Yzerman | 1999-2000 |
| Kris Draper | 2003-04 |
| PAVEL DATSYUK | 2007-08 |
| PAVEL DATSYUK | 2008-09 |
| PAVEL DATSYUK | 2009-10 |

WILLIAM M. JENNINGS TROPHY (Fewest Goals-Against)

| | |
|------------------------------|---------|
| Chris Osgood & Mike Vernon | 95-96 |
| Chris Osgood & Dominik Hasek | 2007-08 |

LADY BYNG TROPHY (Sportsmanship & Ability)

| | |
|------------------|---------|
| Marty Barry | 1936-37 |
| Bill Quackenbush | 1948-49 |
| Red Kelly | 1950-51 |
| Red Kelly | 1952-53 |
| Red Kelly | 1953-54 |
| Dutch Reibel | 1955-56 |
| Alex Delvecchio | 1958-59 |
| Alex Delvecchio | 1965-66 |
| Alex Delvecchio | 1968-69 |

| | |
|----------------------|----------------|
| Marcel Dionne | 1974-75 |
| PAVEL DATSYUK | 2005-06 |
| PAVEL DATSYUK | 2006-07 |
| PAVEL DATSYUK | 2007-08 |
| PAVEL DATSYUK | 2008-09 |

TED LINDSAY AWARD

(Outstanding Performer Selected by Players' Assn.)

| | |
|----------------|---------|
| Steve Yzerman | 1988-89 |
| Sergei Fedorov | 1993-94 |

PLUS-MINUS AWARD (Plus-Minus Leader)

| | |
|-----------------------|----------------|
| Paul Ysebaert | 1991-92 |
| Vladimir Konstantinov | 1995-96 |
| Chris Chelios | 2001-02 |
| PAVEL DATSYUK | 2007-08 |

CONN SMYTHE TROPHY (Playoff MVP)

| | |
|--------------------------|-------------|
| Roger Crozier | 1966 |
| Mike Vernon | 1997 |
| Steve Yzerman | 1998 |
| Nicklas Lidstrom | 2002 |
| HENRIK ZETTERBERG | 2008 |

JACK ADAMS AWARD (Coach of the Year)

| | |
|----------------|---------|
| Bobby Kromm | 1977-78 |
| Jacques Demers | 1986-87 |
| Jacques Demers | 1987-88 |
| Scotty Bowman | 1995-96 |

BILL MASTERTON TROPHY (Perseverance, Sportsmanship and Dedication to Hockey)

| | |
|---------------|---------|
| Brad Park | 1983-84 |
| Steve Yzerman | 2002-03 |

LESTER PATRICK TROPHY

(Outstanding Service to U.S. Hockey)

| | |
|----------------------|-------------|
| Jack Adams | 1966 |
| James Norris Sr. | 1967 |
| Gordie Howe | 1967 |
| Terry Sawchuk | 1971 |
| James D. Norris | 1972 |
| "Cooney" Weiland | 1972 |
| Alex Delvecchio | 1974 |
| Tommy Ivan | 1975 |
| Bruce A. Norris | 1976 |
| Murray Armstrong | 1977 |
| John Bucyk | 1977 |
| John Ziegler Jr. | 1984 |
| Keith Allen | 1988 |
| Bud Poile | 1989 |
| MIKE ILTICH | 1991 |
| Al Arbour | 1992 |
| Max McNab | 1998 |
| Scotty Bowman | 2001 |
| Reed Larson | 2006 |
| Red Berenson | 2006 |
| Steve Yzerman | 2006 |
| Marcel Dionne | 2006 |
| Ted Lindsay | 2008 |
| JIM DEVELLANO | 2009 |

KING CLANCY AWARD

(Leadership Qualities, Noteworthy Humanitarian Contribution)

| | |
|------------------|---------|
| Brendan Shanahan | 2002-03 |
|------------------|---------|

NHL FOUNDATION PLAYER AWARD (Leader in the Community)

| | |
|--------------------------|----------------|
| Darren McCarty | 2002-03 |
| HENRIK ZETTERBERG | 2012-13 |

ACTIVE PLAYER/OWNER IN BOLD CAPITALS

RED WINGS IN HOCKEY HALL OF FAME

| | | |
|-------------------------|-----------------------|----------------------------|
| Sid Abel 1969 | Ebbie Goodfellow 1963 | Reg Noble 1962 |
| Keith Allen 1996 | Glenn Hall 1975 | Bruce A. Norris 1969 |
| Jack Adams 1959 | Doug Harvey 1973 | James Norris 1958 |
| Al Arbour 1996 | Dominik Hasek 2014 | James D. Norris 1962 |
| Marty Barry 1965 | George Hay 1958 | Adam Oates 2012 |
| Andy Bathgate 1978 | Hap Holmes 1972 | Brad Park 1988 |
| Leo Boivin 1986 | Gordie Howe 1972 | Bud Poile 1990 |
| Scotty Bowman 1991 | Mark Howe 2011 | Marcel Pronovost 1978 |
| John Bucyk 1981 | Syd Howe 1965 | Bill Quackenbush 1976 |
| Chris Chelios 2013 | Brett Hull 2009 | Mickey Redmond 2011 |
| Dino Ciccarelli 2010 | Michael Ilitch 2003 | Luc Robitaille 2009 |
| Paul Coffey 2004 | Tommy Ivan 1974 | Borje Salming 1996 |
| Charlie Conacher 1961 | Duke Keats 1958 | Terry Sawchuk 1971 |
| Roy Conacher 1998 | Red Kelly 1969 | Earl Seibert 1964 |
| Alex Connell 1958 | Brian Kilrea 2003 | Brendan Shanahan 2013 |
| Murray Costello 2005 | Igor Larionov 2008 | Darryl Sittler 1989 |
| Alex Delvecchio 1977 | Herbie Lewis 1989 | Jack Stewart 1964 |
| Jim Devellano 2010 | Ted Lindsay 1966 | Cecil "Tiny" Thompson 1959 |
| Marcel Dionne 1992 | Harry Lumley 1980 | Norm Ullman 1982 |
| Bernie Federko 2002 | Budd Lynch 1985 | Carl Voss 1974 |
| Viacheslav Fetisov 2001 | Frank Mahovlich 1981 | Jack Walker 1960 |
| Frank Foyston 1958 | Bruce Martyn 1991 | Harry Watson 1994 |
| Frank Frederickson 1958 | Mike Modano 2014 | Cooney Weiland 1971 |
| Bill Gadsby 1970 | Larry Murphy 2004 | Steve Yzerman 2009 |
| Ed Giacomin 1987 | Harry Neale 2013 | John A. Ziegler Jr. 1987 |

MEMBERS OF RED WINGS HALL OF FAME

| | | |
|-----------------------|----------------------|---------------------------|
| Sid Abel 1944 | Gordie Howe 1985 | James Norris 1959 |
| Jack Adams 1945 | Syd Howe 1944 | James D. Norris 1968 |
| Larry Aurie 1944 | Tommy Ivan 1977 | Marguerite Norris 1977 |
| Marty Barry 1944 | Red Kelly 1978 | Jimmy Orlando 1962 |
| Mud Bruneteau 1944 | Herb Lewis 1944 | Marcel Pronovost 1978 |
| Joe Carveth 1978 | Ted Lindsay 1962 | Bill Quackenbush 1961 |
| Carson Cooper 1949 | Carl Liscombe 1964 | Terry Sawchuk 1971 |
| Alex Delvecchio 1978 | Carl Mattson 1978 | Jimmy Skinner 1977 |
| Bill Gadsby 1978 | Bucko McDonald 1961 | Norm Smith 1963 |
| Ebbie Goodfellow 1944 | John Mowers 1946 | Jack Stewart 1944 |
| Don Grosso 1947 | Reg Noble 1944 | Frank "Honey" Walker 1954 |
| George Hay 1944 | Bruce A. Norris 1968 | Doug Young 1951 |

RED WINGS BIGGEST VICTORIES & DEFEATS



RED WINGS BIGGEST VICTORIES (SCORING 10 GOALS OR MORE)

| SEASON | DATE | OPPONENT | SCORE |
|---------|---------|--------------|-------|
| 1930-31 | Dec. 25 | Toronto | 10-1 |
| 1934-35 | Dec. 13 | at St. Louis | 11-2 |
| 1941-42 | Jan. 4 | Montreal | 10-0 |
| 1942-43 | Nov. 5 | NY Rangers | 12-5 |
| 1943-44 | Jan. 23 | NY Rangers | 15-0 |
| 1943-44 | Feb. 3 | NY Rangers | 12-2 |
| 1943-44 | Mar. 16 | Boston | 10-9 |
| 1944-45 | Nov. 2 | NY Rangers | 10-3 |
| 1944-45 | Dec. 27 | NY Rangers | 11-3 |
| 1944-45 | Mar. 4 | Boston | 10-4 |
| 1946-47 | Mar. 16 | at Chicago | 10-6 |
| 1948-49 | Dec. 29 | Boston | 10-2 |
| 1950-51 | Feb. 7 | Chicago | 11-3 |
| 1952-53 | Nov. 22 | Chicago | 10-1 |
| 1952-53 | Dec. 11 | at Boston | 10-1 |
| 1952-53 | Mar. 2 | Boston | 10-2 |
| 1964-65 | Mar. 18 | Boston | 10-3 |
| 1965-66 | Dec. 2 | Boston | 10-2 |
| 1973-74 | Oct. 21 | California | 11-2 |
| 1977-78 | Nov. 16 | St. Louis | 10-1 |
| 1981-82 | Oct. 29 | Calgary | 12-4 |
| 1981-82 | Nov. 5 | Los Angeles | 10-2 |
| 1984-85 | Feb. 27 | Vancouver | 11-5 |
| 1987-88 | Nov. 25 | Winnipeg | 10-8 |
| 1987-88 | Dec. 4 | Chicago | 12-0 |
| 1991-92 | Nov. 7 | St. Louis | 10-3 |
| 1991-92 | Feb. 15 | San Jose | 11-1 |
| 1992-93 | Nov. 23 | Tampa Bay | 10-5 |
| 1992-93 | Nov. 25 | St. Louis | 11-6 |
| 1993-94 | Nov. 27 | Dallas | 10-4 |
| 1993-94 | Jan. 6 | at San Jose | 10-3 |
| 1995-96 | Dec. 2 | at Montreal | 11-1 |

RED WINGS BIGGEST DEFEATS (ALLOWING 10 GOALS OR MORE)

| SEASON | DATE | OPPONENT | SCORE |
|---------|---------|-----------------|-------|
| 1939-40 | Feb. 13 | at Boston | 10-3 |
| 1941-42 | Jan. 25 | at NY Rangers | 11-2 |
| 1945-46 | Mar. 17 | Toronto | 11-7 |
| 1958-59 | Mar. 7 | at Montreal | 10-2 |
| 1964-65 | Dec. 5 | at Toronto | 10-2 |
| 1966-67 | Apr. 1 | at NY Rangers | 10-5 |
| 1970-71 | Jan. 2 | at Toronto | 13-0 |
| 1970-71 | Mar. 16 | Boston | 11-4 |
| 1973-74 | Feb. 2 | at Philadelphia | 12-2 |
| 1974-75 | Oct. 23 | at Atlanta | 10-1 |
| 1979-80 | Mar. 27 | at Buffalo | 10-1 |
| 1980-81 | Jan. 15 | at Calgary | 10-0 |
| 1980-81 | Jan. 20 | at Los Angeles | 11-4 |
| 1984-85 | Dec. 1 | at St. Louis | 10-5 |
| 1985-86 | Oct. 17 | at Minnesota | 10-1 |
| 1985-86 | Nov. 30 | at Montreal | 10-1 |
| 1985-86 | Dec. 11 | Minnesota | 10-2 |
| 1985-86 | Dec. 23 | at NY Rangers | 10-2 |
| 1987-88 | Feb. 23 | Philadelphia | 11-6 |
| 1988-89 | Jan. 20 | at Pittsburgh | 10-5 |
| 1989-90 | Oct. 5 | at Calgary | 10-7 |
| 1992-93 | Feb. 24 | at Buffalo | 10-7 |
| 1993-94 | Oct. 9 | at Los Angeles | 10-3 |
| 2010-11 | Mar. 30 | St. Louis | 10-3 |

RED WINGS ALL-TIME SHOOTOUT RESULTS



| DATE | OPPONENT | RESULT | DECIDING GOAL | DET GOALIE | OPP GOALIE |
|----------|---------------|--------|---------------|--------------|---------------|
| 12/20/05 | Columbus | W, 2-1 | J. Williams | C. Osgood | P. Leclaire |
| 1/28/06 | at Dallas | L, 3-2 | M. Modano | M. Legace | M. Turco |
| 3/18/06 | at Edmonton | W, 2-0 | J. Williams | M. Legace | D. Roloson |
| 3/21/06 | Nashville | L, 4-3 | M. Erat | M. Legace | T. Vokoun |
| 3/25/06 | Columbus | L, 1-0 | J. Balastik | C. Osgood | P. Leclaire |
| 4/3/06 | at Calgary | W, 2-1 | P. Datsyuk | C. Osgood | M. Kiprusoff |
| 4/7/06 | Columbus | W, 1-0 | T. Holmstrom | M. Legace | M. Denis |
| 10/13/06 | Buffalo | L, 1-2 | A. Kotalik | D. Hasek | R. Miller |
| 11/18/06 | at Edmonton | L, 2-3 | R. Torres | J. MacDonald | D. Roloson |
| 11/24/06 | St. Louis | L, 0-2 | M. Rucinsky | D. Hasek | M. Legace |
| 1/9/07 | at Colorado | W, 2-1 | H. Zetterberg | D. Hasek | P. Budaj |
| 2/23/07 | Edmonton | L, 0-1 | R. Smyth | D. Hasek | D. Roloson |
| 3/6/07 | Nashville | W, 2-1 | J. Franzen | C. Osgood | T. Vokoun |
| 3/22/07 | Columbus | L, 2-3 | S. Fedorov | C. Osgood | F. Norrena |
| 3/24/07 | St. Louis | L, 0-1 | D. Weight | D. Hasek | J. Bacashihua |
| 3/30/07 | Dallas | L, 0-1 | S. Zubov | D. Hasek | M. Smith |
| 10/30/07 | Anaheim | W, 3-2 | J. Hudler | D. Hasek | I. Bryzgalov |
| 10/6/07 | Chicago | L, 3-4 | P. Kane | D. Hasek | N. Khabibulin |
| 11/7/07 | Nashville | W, 3-2 | P. Datsyuk | C. Osgood | C. Mason |
| 11/18/07 | Columbus | W, 5-4 | J. Franzen | C. Osgood | P. Leclaire |
| 11/24/07 | Columbus | L, 2-3 | R. Nash | C. Osgood | P. Leclaire |
| 12/13/07 | Edmonton | L, 3-4 | A. Hemsky | D. Hasek | D. Roloson |
| 12/17/07 | Washington | W, 4-3 | H. Zetterberg | D. Hasek | O. Kolzig |
| 1/10/08 | Minnesota | L, 5-6 | M. Gaborik | C. Osgood | J. Harding |
| 1/17/08 | Vancouver | W, 3-2 | H. Zetterberg | D. Hasek | R. Luongo |
| 2/26/08 | Edmonton | L, 3-4 | R. Nilsson | C. Osgood | M. Garon |
| 10/25/08 | at Chicago | W, 6-5 | M. Hossa | T. Conklin | N. Khabibulin |
| 10/27/08 | at LA | W, 4-3 | P. Datsyuk | C. Osgood | J. LaBarbera |
| 12/6/08 | Chicago | W, 5-4 | P. Datsyuk | T. Conklin | C. Huet |
| 12/13/08 | at Phoenix | W, 5-4 | J. Hudler | C. Osgood | I. Bryzgalov |
| 12/27/08 | at Colorado | L, 3-4 | W. Wolski | T. Conklin | P. Budaj |
| 1/3/09 | at Minnesota | W, 3-2 | P. Datsyuk | C. Osgood | J. Harding |
| 2/2/09 | at St. Louis | W, 4-3 | M. Hossa | C. Osgood | C. Mason |
| 2/15/09 | Colorado | L, 5-6 | J. Leopold | C. Osgood | A. Raycroft |
| 3/12/09 | Calgary | L, 5-6 | O. Jokinen | T. Conklin | M. Kiprusoff |
| 4/9/09 | Nashville | L, 3-4 | J. Arnott | C. Osgood | P. Rinne |
| 10/17/09 | Colorado | L, 3-4 | M. Hejduk | C. Osgood | C. Anderson |
| 10/29/09 | at Edmonton | L, 5-6 | P. O'Sullivan | J. Howard | N. Khabibulin |
| 11/5/09 | San Jose | W, 2-1 | P. Datsyuk | C. Osgood | E. Nabokov |
| 11/21/09 | at Montreal | W, 3-2 | P. Datsyuk | J. Howard | C. Price |
| 11/28/09 | at St. Louis | W, 4-3 | T. Bertuzzi | J. Howard | C. Mason |
| 12/5/09 | at New Jersey | L, 3-4 | P. Elias | C. Osgood | M. Brodeur |
| 1/16/10 | at Dallas | L, 2-3 | S. Ott | J. Howard | A. Auld |
| 1/17/10 | Chicago | L, 3-4 | P. Sharp | J. Howard | A. Niemi |

RED WINGS ALL-TIME SHOOTOUT RESULTS



| DATE | OPPONENT | RESULT | DECIDING GOAL | DET GOALIE | OPP GOALIE |
|----------|-----------------|--------|-------------------|---------------|---------------|
| 1/21/10 | At Minnesota | W, 4-3 | D. Miller | J. Howard | N. Backstrom |
| 1/31/10 | At Pittsburgh | L, 1-2 | S. Crosby | J. Howard | M. Fleury |
| 2/9/10 | At St. Louis | L, 3-4 | B. Boyes | J. Howard | C. Mason |
| 2/11/10 | San Jose | L, 2-3 | P. Marleau | J. Howard | E. Nabokov |
| 3/19/10 | At Edmonton | L, 2-3 | G. Brule | J. Howard | D. Dubnyk |
| 3/27/10 | At Nashville | W, 1-0 | N. Kronwall | J. Howard | P. Rinne |
| 4/9/10 | At Columbus | W, 1-0 | T. Bertuzzi | J. Howard | S. Mason |
| 10/12/10 | Colorado | L, 4-5 | B.Yip | J. Howard | P. Budaj |
| 1/7/11 | At Calgary | W, 5-4 | T. Bertuzzi | J. Howard | M. Kiprusoff |
| 1/8/11 | At Vancouver | W, 2-1 | J. Hudler | J. Howard | R. Luongo |
| 1/14/11 | At Columbus | L, 2-3 | A. Vermette | J. MacDonald | S. Mason |
| 2/20/11 | At Minnesota | W, 2-1 | P. Datsyuk | J. Howard | N. Backstrom |
| 2/26/11 | At Buffalo | W, 3-2 | P. Datsyuk | J. MacDonald | R. Miller |
| 3/5/11 | At Phoenix | L, 4-5 | R. Vrbata | J. Howard | I. Bryzgalov |
| 3/21/11 | Pittsburgh | L, 4-5 | J. Neal | J. MacDonald | Johnson |
| 11/25/11 | At Boston | W, 3-2 | T. Bertuzzi | J. Howard | T. Rask |
| 1/12/12 | Phoenix | W, 3-2 | H. Zetterberg | J. Howard | M. Smith |
| 1/17/12 | At Dallas | W, 3-2 | J. Hudler | T. Conklin | R. Bachman |
| 1/19/12 | At Phoenix | W, 3-2 | T. Bertuzzi | J. Howard | M. Smith |
| 1/21/12 | Columbus | W, 3-2 | V. Filppula | J. Howard | C. Sanford |
| 2/2/12 | At Vancouver | W, 4-3 | P. Datsyuk | J. Howard | R. Luongo |
| 2/4/12 | At Edmonton | L, 4-5 | R. Nugent-Hopkins | J. MacDonald | D. Dubnyk |
| 2/10/12 | Anaheim | W, 2-1 | T. Bertuzzi | J. MacDonald | J. Hiller |
| 2/23/12 | Vancouver | L, 3-4 | A. Burrows | J. Howard | R. Luongo |
| 4/1/12 | Florida | W, 2-1 | J. Hudler | J. Howard | S. Clemmensen |
| 4/4/12 | At St. Louis | W, 3-2 | T. Bertuzzi | J. Howard | B. Elliott |
| 4/7/12 | Chicago | L, 2-3 | P. Kane | J. Howard | C. Crawford |
| 1/21/13 | At Columbus | W, 4-3 | D. Brunner | J. Howard | S. Bobrovsky |
| 2/28/13 | At San Jose | W, 2-1 | D. Brunner | J. Gustavsson | A. Niemi |
| 3/3/13 | Chicago | L, 1-2 | P. Kane | J. Howard | C. Crawford |
| 3/10/13 | Columbus | L, 2-3 | M. Calvert | J. Howard | S. Bobrovsky |
| 4/11/13 | San Jose | L, 2-3 | P. Marleau | J. Howard | A. Niemi |
| 4/12/13 | At Chicago | L, 2-3 | B. Saad | J. Howard | C. Crawford |
| 4/20/13 | At Vancouver | L, 1-2 | M. Lapierre | J. Howard | C. Schneider |
| 10/21/13 | San Jose | L, 0-1 | L. Couture | J. Howard | A. Niemi |
| 11/12/13 | Winnipeg | L, 2-3 | A. Ladd | J. Howard | O. Pavelec |
| 11/15/13 | Washington | L, 3-4 | N. Backstrom | J. Howard | B. Holtby |
| 11/16/13 | at NY Islanders | L, 4-5 | F. Nielsen | J. Gustavsson | K. Poulin |
| 12/10/13 | at Florida | L, 2-3 | B. Boyes | J. Howard | T. Thomas |
| 12/12/13 | at Tampa Bay | L, 1-2 | M. St-Louis | J. Gustavsson | B. Bishop |
| 12/21/13 | at Toronto | W, 5-4 | O. Alfredsson | J. Gustavsson | J. Bernier |
| 1/1/14 | Toronto | L, 2-3 | T. Bozak | J. Howard | J. Bernier |
| 1/18/14 | Los Angeles | W, 3-2 | T. Tatar | J. Howard | J. Quick |
| 1/22/14 | Chicago | W, 5-4 | D. Helm | J. Gustavsson | C. Crawford |
| 1/26/14 | Florida | L, 4-5 | N. Bjorgstad | J. Gustavsson | T. Thomas |
| 1/31/14 | Washington | W, 4-3 | P. Eaves | J. Howard | M. Neuvirth |
| 3/14/14 | Edmonton | W, 2-1 | T. Tatar | J. Howard | V. Fasth |
| 4/9/14 | at Pittsburgh | L, 3-4 | J. Jokinen | J. Gustavsson | M. Fleury |

PENALTY SHOTS INVOLVING RED WINGS



(RULE INSTITUTED IN 1934-35) (GOOD UNLESS NG)

| DATE | PLAYER | TEAM | GOALIE | TEAM |
|----------------|---------------------|-------------------|-------------------|-------------------|
| Nov. 15, 1934 | Ebbie Goodfellow-NG | at DETROIT | Percy Jackson | NY Rangers |
| Nov. 22, 1934 | Bill Cook-NG | at NY Rangers | Norm Smith | DETROIT |
| Nov. 22, 1934 | Ebbie Goodfellow-NG | DETROIT | Andy Aitkenhead | at NY Rangers |
| Nov. 24, 1934 | Bill Thomas-NG | at Toronto | Norm Smith | DETROIT |
| Dec. 13, 1934 | Ebbie Goodfellow | DETROIT | Bill Beveridge | at St. Louis |
| Dec. 20, 1934 | Ebbie Goodfellow-NG | at DETROIT | Alex Connell | Mon. Maroons |
| Feb. 10, 1935 | Ebbie Goodfellow-NG | at DETROIT | Alex Connell | Mon. Maroons |
| Feb. 17, 1935 | Ebbie Goodfellow-NG | at DETROIT | Dave Kerr | NY Rangers |
| Feb. 21, 1935 | Earl Robinson-NG | Mon. Maroons | John Roach | at DETROIT |
| Mar. 3, 1935 | Charlie McVeigh-NG | NY Americans | Norm Smith | at DETROIT |
| Mar. 9, 1935 | Armand Mondou-NG | at Mon. Canadiens | Norm Smith | DETROIT |
| Nov. 14, 1935 | Art Coulter-NG | NY Rangers | Norm Smith | at DETROIT |
| Nov. 24, 1935 | Ebbie Goodfellow-NG | at DETROIT | George Hainsworth | Toronto |
| Dec. 19, 1935 | Dave Schriner-NG | at NY Americans | Norm Smith | DETROIT |
| Dec. 29, 1935 | Ebbie Goodfellow-NG | at DETROIT | Cecil Thompson | Boston |
| Jan. 1, 1936 | Paul Thompson | at Chicago | Norm Smith | DETROIT |
| Nov. 22, 1936 | King Clancy-NG | Toronto | Norm Smith | at DETROIT |
| Dec. 3, 1936 | Neil Colville-NG | NY Rangers | Norm Smith | at DETROIT |
| Dec. 25, 1936 | John Sorrell-NG | at DETROIT | Mike Karakas | Chicago |
| Dec. 31, 1936 | Mud Bruneteau-NG | at DETROIT | Roy Worters | NY Americans |
| Jan. 7, 1937 | Hap Emms-NG | at NY Americans | Norm Smith | DETROIT |
| Feb. 7, 1937 | John Sorrell | at DETROIT | Cecil Thompson | Boston |
| Mar. 4, 1937* | John Sorrell-NG | at DETROIT | Dave Kerr | NY Rangers |
| Mar. 4, 1937* | Alex Shibicky-NG | NY Rangers | Norm Smith | at DETROIT |
| Dec. 25, 1937 | George Parsons-NG | at Toronto | Norm Smith | DETROIT |
| Nov. 6, 1938 | Charlie Conacher-NG | at DETROIT | Frank Brimsek | Boston |
| Nov. 24, 1938 | Mud Bruneteau-NG | at DETROIT | Mike Karakas | Chicago |
| Jan. 22, 1939 | Woody Dumart | Boston | Cecil Thompson | at DETROIT |
| Jan. 28, 1939 | Nick Metz-NG | at Toronto | Cecil Thompson | DETROIT |
| Dec. 17, 1939 | Ebbie Goodfellow-NG | at DETROIT | Dave Kerr | NY Rangers |
| Feb. 13, 1940 | Ebbie Goodfellow | DETROIT | Frank Brimsek | at Boston |
| Feb. 29, 1940 | Syd Howe-NG | DETROIT | Turk Broda | at Toronto |
| Mar. 3, 1940 | Mud Bruneteau | at DETROIT | Frank Brimsek | Boston |
| Nov. 19, 1940 | Roy Conacher-NG | at Boston | John Mowers | DETROIT |
| Dec. 5, 1940 | Earl Siebert-NG | at Chicago | John Mowers | DETROIT |
| Dec. 17, 1940 | Archie Wilder-NG | DETROIT | Earl Robertson | at NY Americans |
| Jan. 24, 1941 | Charlie Conacher | NY Americans | John Mowers | at DETROIT |
| Dec. 4, 1941 | Don Grosso-NG | at DETROIT | Charlie Rayner | NY Americans |
| Dec. 25, 1941 | Jack Stewart-NG | at DETROIT | Charlie Rayner | NY Americans |
| Jan. 3, 1942 | Sid Abel-NG | DETROIT | Paul Bibeaault | at Mon. Canadiens |
| Feb. 22, 1942 | Eddie Bush-NG | at DETROIT | Turk Broda | Toronto |
| Feb. 25, 1942 | Sid Abel | DETROIT | Jim Henry | at NY Rangers |
| Mar. 24, 1942* | Charlie Sands-NG | at Mon. Canadiens | John Mowers | DETROIT |
| Nov. 21, 1943 | Syd Howe | at DETROIT | Hec Highton | Chicago |
| Jan. 18, 1945 | Fred Thurier | NY Rangers | Harry Lumley | at DETROIT |
| Jan. 21, 1945 | Ray Getliffe | Mon. Canadiens | Harry Lumley | at DETROIT |
| Nov. 25, 1945 | Alex Shibicky | NY Rangers | Harry Lumley | at DETROIT |
| Jan. 12, 1946 | Carl Liscombe-NG | DETROIT | Frank McCool | at Toronto |

PENALTY SHOTS INVOLVING RED WINGS



| DATE | PLAYER | TEAM | GOALIE | TEAM |
|---------------|----------------------|-----------------|--------------------|----------------|
| Mar. 9, 1947 | Pat Lundy-NG | DETROIT | Frank Brimsek | at Boston |
| Nov. 19, 1947 | Buddy O'Connor-NG | NY Rangers | Harry Lumley | at DETROIT |
| Mar. 5, 1953 | Gordie Howe | at DETROIT | Gump Worsley | NY Rangers |
| Dec. 31, 1961 | Gordie Howe | at DETROIT | John Bower | Toronto |
| Jan. 31, 1962 | Bruce MacGregor-NG | DETROIT | Glenn Hall | at Chicago |
| Feb. 4, 1962 | Alex Delvecchio-NG | DETROIT | Bruce Gamble | at Boston |
| Mar. 14, 1962 | Andy Bathgate | NY Rangers | Hank Bassen | at DETROIT |
| Nov. 20, 1963 | Doug Barkley | DETROIT | Glenn Hall | at Chicago |
| Nov. 27, 1963 | Rod Gilbert | at NY Rangers | Terry Sawchuk | DETROIT |
| Dec. 8, 1963 | Claude LaForge | at DETROIT | Don Simmons | Toronto |
| Jan. 5, 1967 | Norm Ullman | at DETROIT | Glenn Hall | Chicago |
| Feb. 8, 1967 | Pete Stenkowski-NG | at Toronto | Roger Crozier | DETROIT |
| Jan. 28, 1968 | Wayne Connelly-NG | at Minnesota | Roger Crozier | DETROIT |
| Mar. 9, 1968 | Mike Walton | at Toronto | Roger Crozier | DETROIT |
| Oct. 28, 1968 | Claude Provost-NG | Montreal | Roger Crozier | at DETROIT |
| Dec. 6, 1969 | Andre Boudrias-NG | at St. Louis | Roger Crozier | DETROIT |
| Jan. 14, 1971 | Jean Pronovost | Pittsburgh | Roy Edwards | at DETROIT |
| Feb. 29, 1972 | Guy Charron-NG | at DETROIT | Ed Dyck | Vancouver |
| Jan. 10, 1973 | Ron Schock-NG | at Pittsburgh | Roy Edwards | DETROIT |
| Jan. 28, 1973 | Jacques Lemaire-NG | at Montreal | Denis DeJordy | DETROIT |
| Mar. 7, 1974 | Bill Clement | at Philadelphia | Jim Rutherford | DETROIT |
| Jan. 23, 1975 | Pierre Jarry-NG | DETROIT | Roger Crozier | at Buffalo |
| Feb. 1, 1975 | Lorne Henning | NY Islanders | Jim Rutherford | at DETROIT |
| Dec. 4, 1976 | Dennis Polonich-NG | DETROIT | Rogatien Vachon | at Los Angeles |
| Dec. 12, 1976 | Bill Lohead-NG | DETROIT | Gilles Gilbert | at Boston |
| Jan. 6, 1977 | Dean Talafous-NG | Minnesota | Ed Giacomin | at DETROIT |
| Mar. 12, 1977 | Lanny McDonald-NG | Toronto | Jim Rutherford | at DETROIT |
| Nov. 5, 1977 | Reed Larson-NG | at DETROIT | Gilles Meloche | Cleveland |
| Mar. 5, 1978 | Andre St. Laurent-NG | at DETROIT | Gary Smith | Minnesota |
| Nov. 22, 1978 | Dale McCourt-NG | DETROIT | Mario Lessard | at Los Angeles |
| Jan. 30, 1980 | Mike Foligno | DETROIT | Paul Harrison | at Toronto |
| Mar. 26, 1980 | Mike Foligno-NG | at DETROIT | Ron Low | Edmonton |
| Mar. 14, 1981 | Bernie Federko | at St. Louis | Larry Lozinski | DETROIT |
| Feb. 11, 1982 | Thomas Gradin | at DETROIT | Gilles Gilbert | Vancouver |
| Feb. 11, 1982 | Ivan Hlinka | at DETROIT | Gilles Gilbert | Vancouver |
| Dec. 8, 1982 | Clark Gillies-NG | NY Islanders | Corrado Miclaef | at DETROIT |
| Dec. 10, 1983 | Alain Lemieux | at St. Louis | Greg Stefan | DETROIT |
| Jan. 9, 1984 | Ron Duguay-NG | at DETROIT | Grant Fuhr | Edmonton |
| Jan. 14, 1984 | Brent Peterson | Buffalo-NG | Greg Stefan | at DETROIT |
| Feb. 1, 1984 | Bob Crawford | Hartford | Ken Holland | at DETROIT |
| Feb. 7, 1985 | Dwight Foster | at DETROIT | Rick Wamsley | St. Louis |
| Oct. 8, 1985 | Bo Berglund | Minnesota | Corrado Micalef | at DETROIT |
| Oct. 16, 1985 | Gerard Gallant | at DETROIT | Brian Hayward | Winnipeg |
| Dec. 15, 1985 | Denis Savard | at Chicago | Greg Stefan | DETROIT |
| Feb. 16, 1986 | Pierre LaRouche-NG | at NY Rangers | Corrado Micalef | DETROIT |
| Feb. 16, 1986 | Mike Ridley-NG | at NY Rangers | Corrado Micalef | DETROIT |
| Feb. 17, 1987 | Petr Klima-NG | DETROIT | John Vanbiesbrouck | at NY Rangers |
| Mar. 5, 1987 | Bob Probert | at DETROIT | Kari Takko | Minnesota |
| Mar. 25, 1987 | Mel Bridgman | at DETROIT | Roland Melanson | Los Angeles |

PENALTY SHOTS INVOLVING RED WINGS



| DATE | PLAYER | TEAM | GOALIE | TEAM |
|----------------|-----------------------|----------------|--------------------|---------------|
| Nov. 22, 1987 | Steve Yzerman-NG | at DETROIT | Doug Kerns | Boston |
| Feb. 3, 1988 | Denis Savard-NG | at Chicago | Glen Hanlon | DETROIT |
| Apr. 9, 1988* | Petr Klima | DETROIT | Allan Bester | at Toronto |
| Oct. 28, 1988 | Miroslav Frycer-NG | at DETROIT | Don Beaupre | Minnesota |
| Feb. 13, 1989 | Steve Yzerman | at DETROIT | Bob Essensa | Winnipeg |
| Feb. 19, 1989 | Mike Foligno-NG | at Buffalo | Glen Hanlon | DETROIT |
| Mar. 20, 1989 | Petr Klima-NG | at DETROIT | Jon Casey | Minnesota |
| Nov. 3, 1989 | Jimmy Carson-NG | at DETROIT | Mike Liut | Hartford |
| Feb. 19, 1990 | Russ Courtnall | Montreal | Tim Cheveldae | at DETROIT |
| Nov. 23, 1990 | Rich Sutter-NG | St. Louis | Tim Cheveldae | at DETROIT |
| Nov. 29, 1990 | Joe Kocur | DETROIT | Jacques Cloutier | at Chicago |
| Jan. 9, 1991 | Ken Linseman-NG | Edmonton | Tim Cheveldae | at DETROIT |
| Jan. 25, 1991 | Brent Fedyk-NG | at DETROIT | Vince Riendeau | St. Louis |
| Oct. 30, 1991 | Kevin Miller | at DETROIT | Patrick Roy | Montreal |
| Nov. 2, 1991 | Wes Walz-NG | at Boston | Tim Cheveldae | DETROIT |
| Jan. 3, 1992 | Steve Yzerman | at DETROIT | Grant Fuhr | Toronto |
| Jan. 29, 1992 | Steve Yzerman | at DETROIT | Daren Puppa | Buffalo |
| Nov. 27, 1992 | Paul Ysebaert | at DETROIT | Rob Stauber | Los Angeles |
| Mar. 18, 1993 | Steve Yzerman-NG | at DETROIT | Darcy Wakaluk | Minnesota |
| Dec. 27, 1993 | Sergei Fedorov | DETROIT | Andy Moog | at Dallas |
| Mar. 4, 1994 | Peter Zedel-NG | Toronto | Chris Osgood | at DETROIT |
| Mar. 22, 1994 | Mark Howe-NG | at DETROIT | Ed Belfour | Chicago |
| Feb. 12, 1995 | Sergei Fedorov-NG | at DETROIT | Kelly Hrudey | Los Angeles |
| Mar. 22, 1995 | Bob Errey-NG | at DETROIT | Nikolai Khabibulin | Winnipeg |
| Apr. 1, 1995 | Dave Gagner-NG | at Dallas | Chris Osgood | DETROIT |
| Nov. 2, 1995 | Steve Yzerman-NG | DETROIT | Blaine Lacher | at Boston |
| Nov. 22, 1995 | Igor Larionov | DETROIT | Arturs Irbe | at San Jose |
| Nov. 18, 1996 | Mike Hudson-NG | at Phoenix | Chris Osgood | DETROIT |
| Nov. 5, 1997 | Brendan Shanahan-NG | DETROIT | Trevor Kidd | at Carolina |
| Dec. 1, 1997 | Alexander Mogilny | at Vancouver | Chris Osgood | DETROIT |
| Oct. 29, 1998 | Geoff Courtnall | at St. Louis | Chris Osgood | DETROIT |
| Feb. 26, 1999 | Pavel Bure | Florida | Chris Osgood | at DETROIT |
| Dec. 28, 1999 | Miroslav Satan-NG | at Buffalo | Ken Wregget | DETROIT |
| Mar. 18, 2000 | Chris Drury | at Colorado | Ken Wregget | DETROIT |
| Feb. 18, 2001 | Joe Nieuwendyk | at Dallas | Chris Osgood | DETROIT |
| Feb. 26, 2002 | Dan Boyle-NG | at Tampa Bay | Dominik Hasek | DETROIT |
| Apr. 21, 2002* | Todd Bertuzzi | at Vancouver | Dominik Hasek | DETROIT |
| Dec. 6, 2002 | Mathieu Dandenault-NG | at Dallas | Marty Turco | Dallas |
| Jan. 19, 2003 | Tomas Holmstrom-NG | at DETROIT | Dan Cloutier | Vancouver |
| Nov. 1, 2003 | Brendan Shanahan - NG | DETROIT | Tommy Salo | at Edmonton |
| Nov. 15, 2003 | Pavel Datsyuk - NG | DETROIT | Dwayne Roloson | at Minnesota |
| Dec. 13, 2003 | Brett Hull - NG | DETROIT | Olaf Kolzig | at Washington |
| Apr. 7, 2004* | Steve Sullivan - NG | Nashville | Manny Legace | at DETROIT |
| Nov. 1, 2005 | Robert Lang - NG | Detroit | Nikolai Khabibulin | Chicago |
| Nov. 28, 2005 | Joseph Corvo | at Los Angeles | Jimmy Howard | DETROIT |
| Dec. 1, 2005 | Shean Donovan | Calgary | Jimmy Howard | at DETROIT |
| Feb. 28, 2006 | Nils Ekman - NG | at San Jose | Manny Legace | DETROIT |
| Mar. 4, 2006 | Nicklas Lidstrom - NG | DETROIT | Philippe Sauve | at Phoenix |
| Mar. 7, 2006 | Mark Mowers - NG | DETROIT | Curtis Joseph | Phoenix |
| Mar. 7, 2006 | Mark Mowers - NG | DETROIT | Curtis Joseph | Phoenix |

PENALTY SHOTS INVOLVING RED WINGS



| DATE | PLAYER | TEAM | GOALIE | TEAM |
|----------------|------------------------|----------------|--------------------|--------------|
| Mar. 21, 2006 | Scott Hartnell | Nashville | Manny Legace | at DETROIT |
| Mar. 4, 2007 | Tomas Holmstrom – NG | DETROIT | Peter Budaj | Colorado |
| Apr. 21, 2007* | Dan Cleary | DETROIT | Miikka Kiprusoff | Calgary |
| Dec. 10, 2007 | Valtteri Filppula | DETROIT | Dan Ellis | at Nashville |
| Dec. 15, 2007 | Valtteri Filppula | at DETROIT | Tomas Vokoun | Florida |
| Dec. 15, 2007 | Pavel Datsyuk – NG | at DETROIT | Tomas Vokoun | Florida |
| Dec. 29, 2007 | Radim Vrbata | at Phoenix | Chris Osgood | DETROIT |
| Mar. 11, 2008 | Robert Lang – NG | Chicago | Chris Osgood | at DETROIT |
| Dec. 15, 2008 | Jordan Leopold | Colorado | Chris Osgood | at DETROIT |
| Apr. 11, 2009 | Dustin Byfuglien | Chicago | Ty Conklin | at DETROIT |
| Oct. 13, 2009 | Valtteri Filppula – NG | DETROIT | Ryan Miller | at Buffalo |
| Dec. 6, 2009 | Ryan Callahan – NG | at NY Rangers | Jimmy Howard | DETROIT |
| Mar. 15, 2010 | Curtis Glencross – NG | at Calgary | Jimmy Howard | DETROIT |
| Apr. 9, 2010 | Darren Helm – NG | DETROIT | Steve Mason | at Columbus |
| May 4, 2010* | Henrik Zetterberg – NG | at DETROIT | Evgeni Nabokov | San Jose |
| May 8, 2010* | Joe Pavelski – NG | at San Jose | Jimmy Howard | DETROIT |
| Nov. 11, 2010 | Mike Modano – NG | at DETROIT | Nikolai Khabibulin | Edmonton |
| Nov. 26, 2010 | Jared Boll – NG | at Columbus | Jimmy Howard | DETROIT |
| Jan. 18, 2011 | Chris Conner | at Pittsburgh | Joey MacDonald | DETROIT |
| Mar. 2, 2011 | Bobby Ryan | at Anaheim | Jimmy Howard | DETROIT |
| Nov. 19, 2011 | Anze Kopitar – NG | at Los Angeles | J. Howard | DETROIT |
| Dec. 30, 2011 | Jonathan Toews | at Chicago | J. Howard | DETROIT |
| Jan. 7, 2012 | Phil Kessel | at Toronto | J. Howard | DETROIT |
| Jan. 8, 2012 | Jimmy Hayes – NG | at Chicago | Ty Conklin | DETROIT |
| Feb. 5, 2013 | Jarome Iginla – NG | Calgary | Jimmy Howard | DETROIT |
| Mar. 13, 2013 | Mikael Backlund – NG | at Calgary | Jonas Gustavsson | DETROIT |
| Mar. 16, 2013 | Jannik Hansen – NG | at Vancouver | Jimmy Howard | DETROIT |
| Mar. 25, 2013 | Lauri Korpikoski – NG | at Phoenix | Jonas Gustavsson | DETROIT |
| Apr. 14, 2013 | Bobby Butler – NG | at Nashville | Jimmy Howard | DETROIT |
| May 27, 2013* | Michael Frolik | Chicago | Jimmy Howard | at DETROIT |
| Oct. 2, 2013 | Cory Emmerton – NG | at DETROIT | Ryan Miller | Buffalo |
| Nov. 24, 2013 | Steve Ott – NG | at Buffalo | Jonas Gustavsson | DETROIT |
| Jan. 4, 2014 | Justin Abdelkader – NG | DETROIT | Dan Ellis | at Dallas |
| Feb. 3, 2014 | David Booth – NG | Vancouver | Jimmy Howard | at DETROIT |
| Feb. 8, 2014 | Nikita Kucherov – NG | at Tampa Bay | Jimmy Howard | DETROIT |
| Mar. 22, 2014 | Charlie Coyle | at Minnesota | Jimmy Howard | DETROIT |
| *-Playoffs | | | | |

REGULAR SEASON AND PLAYOFFS

| | |
|--|--|
| 1926-27 — Duke Keats vs. Pittsburgh, March 10, 1927. | |
| 1927-28 — Larry Aurie @ N.Y. Rangers, Jan. 3, 1928 | |
| George Hay vs. Toronto, March 6, 1928 | |
| 1928-29 — NONE | |
| 1929-30 — Carson Cooper @ | |
| Montreal Maroons, Nov. 28, 1929 | |
| Herbie Lewis (4) vs. Pittsburgh, Feb. 9, 1930 | |
| 1930-31 — Larry Aurie @ N.Y. Americans, Dec. 21, 1930 | |
| Ebbie Goodfellow (4) vs. Toronto, Dec. 25, 1930 | |
| 1931-32 — NONE | |
| 1932-33 — Johnny Sorrell vs. N.Y. Americans, Nov. 15, 1932 | |
| 1933-34 — Johnny Sorrell (4) vs. | |
| N.Y. Americans, Nov. 12, 1933 | |
| 1934-35 — Cooney Weiland @ St. Louis, Dec. 13, 1934 | |
| 1935-36 — Marty Barry vs. Canadiens, Jan. 5, 1936 | |
| Syd Howe vs. N.Y. Americans, March 22, 1936 | |
| 1936-37 — Larry Aurie @ N.Y. Rangers, Feb. 2, 1937 | |
| Johnny Sorrell vs. Boston, Feb. 7, 1937 | |
| Syd Howe vs. Chicago, Feb. 21, 1937 | |
| Marty Barry @ | |
| Montreal Maroons, March 2, 1937 | |
| 1937-38 — Herbie Lewis vs. Boston, March 6, 1938 | |
| Carl Liscombe vs. Chicago, March 13, 1938 | |
| 1938-39 — Gus Geisbrecht vs. | |
| N.Y. Americans, Feb. 5, 1939 | |
| Syd Howe vs. N.Y. Americans, March 2, 1939 | |
| *Syd Howe vs. Canadiens, March 23, 1939 | |
| 1939-40 — Syd Howe vs. Canadiens, Dec. 25, 1939 | |
| 1940-41 — Mud Bruneteau (4) @ | |
| N.Y. Americans, March 6, 1941 | |
| 1941-42 — NONE | |
| 1942-43 — Carl Liscombe vs. N.Y. Rangers, Nov. 5, 1942 | |
| Syd Howe @ Toronto, Dec. 12, 1942 | |
| Carl Liscombe vs. N.Y. Rangers, Jan. 24, 1943 | |
| *Mud Bruneteau vs. Boston, April 1, 1943 | |
| *Don Grosso @ Boston, April 7, 1943 | |
| 1943-44 — Mud Bruneteau (4) vs. Boston, Nov. 7, 1943 | |
| Mud Bruneteau vs. Chicago, Nov. 21, 1943 | |
| Syd Howe vs. N.Y. Rangers, Jan. 23, 1944 | |
| Syd Howe (6) vs. N.Y. Rangers, Feb. 3, 1944 | |
| Joe Carveth @ N.Y. Rangers, Feb. 10, 1944 | |
| Adam Brown vs. N.Y. Rangers, March 2, 1944 | |
| Mud Bruneteau vs. Toronto, March 12, 1944 | |
| Carl Liscombe vs. Boston, March 16, 1944 | |
| 1944-45 — Jud McAttee vs. N.Y. Rangers, Nov. 2, 1944 | |
| Flash Hollett vs. N.Y. Rangers, Dec. 21, 1944 | |
| Joe Carveth vs. Boston, March 4, 1945 | |
| *Carl Liscombe (4) vs. Boston, April 3, 1945 | |
| 1945-46 — Adam Brown vs. Boston, Oct. 28, 1945 | |
| 1946-47 — Pete Horeck (4) vs. Chicago, Jan. 23, 1947 | |
| Roy Conacher vs. Canadiens, Feb. 22, 1947 | |
| Roy Conacher (4) @ | |
| Chicago, March 16, 1947 | |
| Ted Lindsay vs. Chicago, March 16, 1947 | |
| 1947-48 — Jim McFadden vs. Chicago, Nov. 22, 1947 | |
| 1948-49 — Gerry Couture @ Chicago, Nov. 28, 1948 | |
| Ted Lindsay @ Chicago, Feb. 2, 1949 | |
| 1949-50 — Sid Abel vs. Boston, Nov. 2, 1949 | |
| Gerry Couture (4) @ Boston, Feb. 11, 1950 | |
| Gordie Howe @ Boston, Feb. 11, 1950 | |
| Gordie Howe vs. Toronto, March 19, 1950 | |
| 1950-51 — Gordie Howe @ Chicago, Jan. 17, 1951 | |
| Gordie Howe @ Chicago, Jan. 23, 1951 | |
| George Gee @ Chicago, March 11, 1951 | |
| Gordie Howe vs. Chicago, March 17, 1951 | |
| 1951-52 — Gordie Howe vs. Canadiens, Dec. 31, 1951 | |
| Gordie Howe vs. Canadiens, March 23, 1952 | |
| 1952-53 — Gordie Howe vs. Toronto, Jan. 11, 1953 | |
| Gordie Howe vs. Chicago, Jan. 29, 1953 | |
| Ted Lindsay (4) vs. Boston, March 2, 1953 | |
| 1953-54 — NONE | |
| 1954-55 — Red Kelly vs. Boston, Oct. 21, 1954 | |
| Dutch Reibel @ Chicago, Jan. 9, 1955 | |
| Gordie Howe vs. Chicago, March 3, 1955 | |
| Dutch Reibel vs. Toronto, March 13, 1955 | |
| Ted Lindsay vs. Montreal, March 20, 1955 | |
| *Ted Lindsay (4) vs. Montreal, April 5, 1955 | |
| *Gordie Howe vs. Montreal, April 10, 1955 | |
| 1955-56 — Gordie Howe vs. Boston, Jan. 19, 1956 | |
| 1956-57 — Ted Lindsay vs. Montreal, Nov. 18, 1956 | |
| Gordie Howe vs. N.Y. Rangers, Dec. 25, 1956 | |
| Lorne Ferguson @ N.Y. Rangers, Feb. 2, 1957 | |
| 1957-58 — Jack McIntyre vs. Boston, Feb. 22, 1958 | |
| 1958-59 — Alex Delvecchio @ Chicago, Oct. 18, 1958 | |
| Johnny Wilson vs. Boston, Nov. 18, 1958 | |
| 1959-60 — Norm Ullman vs. Boston, Jan. 21, 1960 | |
| 1960-61 — Howie Glover @ Toronto, Jan. 4, 1961 | |
| Norm Ullman (4) vs. N.Y. Rangers, March 14, 1961 | |
| 1961-62 — Vic Stasiuk vs. Boston, Oct. 19, 1961 | |
| Norm Ullman vs. Toronto, Dec. 3, 1961 | |
| Gordie Howe vs. Toronto, Dec. 31, 1961 | |
| 1962-63 — Norm Ullman vs. N.Y. Rangers, March 14, 1963 | |
| 1963-64 — Norm Ullman @ Boston, March 8, 1964 | |
| Floyd Smith vs. Chicago, March 15, 1964 | |
| *Norm Ullman @ Chicago, March 29, 1964 | |
| *Norm Ullman vs. Chicago, April 7, 1964 | |
| 1964-65 — Norm Ullman vs. Montreal, Feb. 28, 1965 | |
| Norm Ullman @ N.Y. Rangers, March 19, 1965 | |
| Gordie Howe vs. Chicago, March 21, 1965 | |
| Alex Delvecchio vs. N.Y. Rangers, March 25, 1965 | |
| *Norm Ullman vs. Chicago, April 11, 1965 | |
| 1965-66 — Norm Ullman vs. Boston, Dec. 2, 1965 | |
| Gordie Howe @ Boston, Dec. 12, 1965 | |
| Bruce MacGregor @ Chicago, Dec. 19, 1965 | |
| Norm Ullman vs. Toronto, Jan. 16, 1966 | |
| 1966-67 — Paul Henderson (4) vs. N.Y. Rangers, Oct. 27, 1966 | |

RED WINGS ALL-TIME HAT TRICKS



| | | | | | |
|---------|---|--|--|--|--|
| | Dean Prentice vs. N.Y. Rangers, Jan. 22, 1967 | | | | |
| | Norm Ullman @ Toronto, Feb. 8, 1967 | | | | |
| 1967-68 | — Norm Ullman vs. Montreal, Dec. 17, 1967 | | | | |
| | Floyd Smith vs. Los Angeles, Feb. 1, 1968 | | | | |
| | Gordie Howe @ St. Louis, March 16, 1968 | | | | |
| 1968-69 | — Frank Mahovlich vs. Boston, Oct. 31, 1968 | | | | |
| | Garry Unger vs. Minnesota, Dec. 15, 1968 | | | | |
| | Frank Mahovlich vs. Minnesota, Dec. 31, 1968 | | | | |
| | Pete Stelmowski vs. Los Angeles, Jan. 9, 1969 | | | | |
| | Frank Mahovlich (4) vs. Oakland, Jan. 12, 1969 | | | | |
| | Gordie Howe vs. Chicago, Feb. 6, 1969 | | | | |
| | Frank Mahovlich vs. Los Angeles, Feb. 9, 1969 | | | | |
| | Gordie Howe vs. Los Angeles, Feb. 16, 1969 | | | | |
| 1969-70 | — Gordie Howe vs. Pittsburgh, Nov. 2, 1969 | | | | |
| | Frank Mahovlich @ Montreal, Nov. 19, 1969 | | | | |
| | Garry Unger vs. Oakland, Dec. 28, 1969 | | | | |
| | Alex Delvecchio @ Philadelphia, Jan. 3, 1970 | | | | |
| 1970-71 | — NONE | | | | |
| 1971-72 | — Nick Libett @ Buffalo, Jan. 27, 1972 | | | | |
| | Mickey Redmond vs. California, Feb. 6, 1972 | | | | |
| | Marcel Dionne vs. Montreal, March 19, 1972 | | | | |
| 1972-73 | — Mickey Redmond @ Vancouver, Jan. 12, 1973 | | | | |
| | Marcel Dionne vs. Montreal, Feb. 22, 1973 | | | | |
| 1973-74 | — Guy Charron vs. California, Oct. 21, 1973 | | | | |
| | Guy Charron vs. Toronto, Nov. 11, 1973 | | | | |
| | Red Berenson vs. Los Angeles, Jan. 12, 1974 | | | | |
| | Mickey Redmond vs. N.Y. Islanders, Feb. 24, 1974 | | | | |
| 1974-75 | — Mickey Redmond vs. Washington, Oct. 19, 1974 | | | | |
| | Marcel Dionne vs. N.Y. Rangers, Nov. 20, 1974 | | | | |
| | Marcel Dionne @ Boston, Dec. 5, 1974 | | | | |
| | Phil Roberto vs. Toronto, Feb. 9, 1975 | | | | |
| | Danny Grant @ Vancouver, Feb. 14, 1975 | | | | |
| | Mickey Redmond vs. N.Y. Rangers, March 22, 1975 | | | | |
| 1975-76 | — Michel Bergeron @ Washington, Dec. 12, 1975 | | | | |
| | Michel Bergeron (4) vs. St. Louis, March 18, 1976 | | | | |
| 1976-77 | — Dan Maloney vs. Cleveland, Nov. 19, 1976 | | | | |
| | Dennis Hextall vs. Atlanta, Dec. 18, 1976 | | | | |
| 1977-78 | — Dale McCourt vs. Washington, Jan. 22, 1978 | | | | |
| | Paul Woods vs. Vancouver, Feb. 12, 1978 | | | | |
| | Dale McCourt vs. Atlanta, Feb. 16, 1978 | | | | |
| | Dale McCourt vs. Atlanta, March 22, 1978 | | | | |
| 1978-79 | — Vaclav Nedomansky vs. Chicago, Oct. 28, 1978 | | | | |
| | Errol Thompson @ Boston, Dec. 7, 1978 | | | | |
| | Dale McCourt vs. Vancouver, Dec. 20, 1978 | | | | |
| | Dale McCourt vs. Pittsburgh, Feb. 18, 1979 | | | | |
| | Vaclav Nedomansky vs. Colorado, Feb. 25, 1979 | | | | |
| | Andre St. Laurent vs. Colorado, Feb. 25, 1979 | | | | |
| | Vaclav Nedomansky vs. St. Louis, Feb. 28, 1979 | | | | |
| 1979-80 | — Vaclav Nedomansky @ Winnipeg, Oct. 17, 1979 | | | | |
| | Errol Thompson @ Chicago, Dec. 16, 1979 | | | | |
| | Mike Foligno @ Québec, Jan. 27, 1980 | | | | |
| | Mike Foligno vs. Pittsburgh, Jan. 31, 1980 | | | | |
| 1980-81 | — Dale McCourt @ Colorado, Dec. 20, 1980 | | | | |
| | Reed Larson @ Pittsburgh, Jan. 3, 1981 | | | | |
| | Dale McCourt vs. N.Y. Rangers, Feb. 19, 1981 | | | | |
| 1981-82 | — Mike Foligno vs. Calgary, Oct. 29, 1981 | | | | |
| | John Ogradnick vs. Calgary, Oct. 29, 1981 | | | | |
| | John Ogradnick vs. Los Angeles, Nov. 5, 1981 | | | | |
| | Mark Osborne @ St. Louis, Dec. 1, 1981 | | | | |
| 1982-83 | — John Ogradnick vs. Calgary, Dec. 12, 1982 | | | | |
| | Reed Larson @ Pittsburgh, Feb. 15, 1983 | | | | |
| | Ivan Boldirev vs. Hartford, Feb. 20, 1983 | | | | |
| 1983-84 | — Ron Duguay vs. Chicago, Nov. 3, 1983 | | | | |
| | Steve Yzerman vs. Toronto, Dec. 23, 1983 | | | | |
| | John Ogradnick vs. Toronto, Dec. 23, 1983 | | | | |
| | Ivan Boldirev @ Toronto, Feb. 19, 1984 | | | | |
| | Ivan Boldirev (4) @ Los Angeles, March 24, 1984 | | | | |
| 1984-85 | — John Ogradnick vs. Toronto, Dec. 4, 1984 | | | | |
| | Lane Lambert @ Calgary, Dec. 28, 1984 | | | | |
| | Ron Duguay @ Chicago, Feb. 17, 1985 | | | | |
| | Danny Gare vs. Vancouver, Feb. 27, 1985 | | | | |
| | Reed Larson vs. Vancouver, Feb. 27, 1985 | | | | |
| | Ron Duguay vs. Minnesota, March 1, 1985 | | | | |
| | John Ogradnick @ Edmonton, March 13, 1985 | | | | |
| | Ron Duguay @ Vancouver, March 15, 1985 | | | | |
| | Steve Yzerman @ Toronto, March 30, 1985 | | | | |
| 1985-86 | — Danny Gare vs. Pittsburgh, Oct. 30, 1985 | | | | |
| | Warren Young @ St. Louis, Dec. 7, 1985 | | | | |
| | Petr Klima @ Chicago, March 5, 1986 | | | | |
| | Petr Klima vs. Chicago, March 22, 1986 | | | | |
| 1986-87 | — Shawn Burr @ Philadelphia, Nov. 13, 1986 | | | | |
| | Petr Klima @ Boston, March 2, 1987 | | | | |
| 1987-88 | — Tim Higgins vs. Chicago, Dec. 4, 1987 | | | | |
| | Gerard Gallant vs. Minnesota, Dec. 18, 1987 | | | | |
| | Bob Probert vs. St. Louis, Dec. 31, 1987 | | | | |
| | Steve Yzerman @ Winnipeg, Jan. 3, 1988 | | | | |
| | Steve Yzerman @ Montreal, Feb. 6, 1988 | | | | |
| | Gerard Gallant vs. New Jersey, Feb. 12, 1988 | | | | |
| | Gerard Gallant vs. N.Y. Rangers, March 26, 1988 | | | | |
| | *Petr Klima vs. Toronto, April 7, 1988 | | | | |
| | *Petr Klima vs. St. Louis, April 21, 1988 | | | | |
| 1988-89 | — Steve Yzerman vs. Philadelphia, Nov. 4, 1988 | | | | |
| | Steve Yzerman @ Philadelphia, Nov. 12, 1988 | | | | |
| | Gerard Gallant vs. St. Louis, Jan. 4, 1989 | | | | |
| | Dave Barr @ N.Y. Islanders, Feb. 21, 1989 | | | | |
| | *Steve Yzerman vs. Chicago, April 6, 1989 | | | | |
| 1989-90 | — Steve Yzerman vs. Chicago, Dec. 15, 1989 | | | | |
| | Jimmy Carson @ Toronto, Dec. 27, 1989 | | | | |
| | Shawn Burr vs. Minnesota, Jan. 9, 1990 | | | | |
| | Steve Yzerman (4) vs. Edmonton, Jan. 31, 1990 | | | | |
| | Steve Yzerman vs. Los Angeles, Feb. 14, 1990 | | | | |
| 1990-91 | — Steve Yzerman @ Toronto, Nov. 17, 1990 | | | | |
| | Johan Garpenlov (4) vs. St. Louis, Nov. 23, 1990 | | | | |
| | Steve Yzerman @ Winnipeg, Dec. 22, 1990 | | | | |
| | Steve Yzerman @ St. Louis, Jan. 26, 1991 | | | | |
| | Jimmy Carson vs. Québec, March 5, 1991 | | | | |
| | *Steve Yzerman vs. St. Louis, April 4, 1991 | | | | |
| 1991-92 | — Ray Sheppard @ Calgary, Nov. 12, 1991 | | | | |
| | Steve Yzerman vs. Calgary, Dec. 3, 1991 | | | | |
| | Paul Ysebaert vs. Toronto, Jan. 3, 1992 | | | | |

RED WINGS ALL-TIME HAT TRICKS



Steve Yzerman vs. Buffalo, Jan. 29, 1992
 Kevin Miller @ Buffalo, Feb. 12, 1992
 Jimmy Carson vs. San Jose, Feb. 15, 1992
 Steve Yzerman @ Minnesota, Apr. 4, 1992
 *Ray Sheppard @ Minnesota, Apr. 24, 1992
 1992-93 — Steve Yzerman @ St. Louis, Oct. 24, 1992
 Jimmy Carson vs. Pittsburgh, Nov. 13, 1992
 Steve Yzerman @ Calgary, Jan. 26, 1993
 Steve Yzerman @ Chicago, Feb. 14, 1993
 *Dino Ciccarelli vs. Toronto, Apr. 29, 1993
 1993-94 — Shawn Burr @ Buffalo, Oct. 18, 1993
 Ray Sheppard @ San Jose, Jan. 6, 1994
 Vyacheslav Kozlov @ San Jose, Jan. 6, 1994
 Ray Sheppard vs. Winnipeg, Jan. 29, 1994
 Sergei Fedorov vs. Calgary, Mar. 1, 1994
 Dino Ciccarelli (4) @ Vancouver, Apr. 5, 1994
 1995 — Ray Sheppard vs. Vancouver, Jan. 24, 1995
 Sergei Fedorov (4) vs. Los Angeles, Feb. 12, 1995
 *Dino Ciccarelli @ Dallas, May 11, 1995
 1995-96 — Vyacheslav Kozlov (4) @ Montreal, Dec. 2, 1995
 *Steve Yzerman @ St. Louis, May 8, 1996
 1996-97 — Brendan Shanahan vs. Toronto, Nov. 27, 1996
 Sergei Fedorov (5) vs. Washington, Dec. 26, 1996
 Brendan Shanahan @ Pittsburgh, Feb. 8, 1997
 Brendan Shanahan vs. San Jose, Feb. 12, 1997
 1997-98 — Doug Brown vs. New Jersey, Dec. 19, 1997
 Kirk Maltby @ Toronto, Dec. 27, 1997
 1998-99 — Brendan Shanahan vs. St. Louis, Oct. 16, 1998
 Vyacheslav Kozlov @ Buffalo, Feb. 21, 1999
 Brendan Shanahan @ Phoenix, March 5, 1999
 *Steve Yzerman vs. Anaheim, Apr. 21, 1999
 1999-00 — Martin Lapointe vs. NY Rangers, March. 26, 2000
 *Martin Lapointe vs. Los Angeles Kings, Apr. 15, 2000
 2000-01 — Sergei Fedorov vs. Boston, Nov. 22, 2001
 Brendan Shanahan (4) vs. Calgary, March. 15, 2001
 Tomas Holmstrom @ San Jose, March 18, 2001
 2001-02 — Brendan Shanahan @ San Jose, October 4, 2001
 Brett Hull @ St. Louis, January 26, 2002
 *Brett Hull @ Vancouver, April 27, 2002
 *Darren McCarty vs. Colorado, May 18, 2002
 2002-03 — Sergei Fedorov vs. Pittsburgh, October 25, 2002
 Brendan Shanahan vs. Edmonton, February 20, 2003
 Brett Hull vs. Ottawa, March 16, 2003
 Brett Hull @ St. Louis, March 29, 2003

2003-04 — Brendan Shanahan vs. Nashville, March 14, 2004
 2005-06 — Jason Williams vs. Columbus, October 22, 2005
 Mathieu Schneider @ San Jose, November 26, 2005
 Brendan Shanahan @ Chicago, April 13, 2006
 2006-07 — Mathieu Schneider vs. Phoenix, October 11, 2006
DAN CLEARY @ Columbus, December 28, 2006
 Tomas Holmstrom @ Phoenix, January 11, 2007
HENRIK ZETTERBERG @ Phoenix, February 17, 2007
 Tomas Holmstrom @ Nashville, February 24, 2007
 2007-08 — **HENRIK ZETTERBERG vs. Minnesota, December 7, 2007**
HENRIK ZETTERBERG vs. Columbus, March 19, 2008
 *JOHAN FRANZEN vs. Colorado, April 26, 2008
 *JOHAN FRANZEN @ Colorado, May 1, 2008
 *PAVEL DATSYUK @ Dallas, May 12, 2008
 2008-09 — NONE
 2009-10 **HENRIK ZETTERBERG vs. Anaheim, November 14, 2009**
***HENRIK ZETTERBERG @ Phoenix, April 16, 2010**
***JOHAN FRANZEN (4) vs. San Jose, May 6, 2010**
 2010-11 Nicklas Lidstrom vs. St. Louis, December 15, 2010
 Patrick Eaves vs. Dallas, December 29, 2010
JOHAN FRANZEN (5) @ Ottawa, February 2, 2011
JOHAN FRANZEN vs. Colorado, November 8, 2011
HENRIK ZETTERBERG vs. St. Louis, February 1, 2013
JUSTIN ABDELKADER @ Anaheim, March 22, 2013
GUSTAV NYQUIST @ Washington, February 2, 2014
JOHAN FRANZEN @ Ottawa, February 27, 2014
DARREN HELM @ Toronto, March 29, 2014

*-Playoffs

ACTIVE PLAYERS IN BOLD CAPITALS

| | Regular Season | Playoffs | Combined |
|-------------------------|----------------|-----------|------------|
| 3-Goal Games | 227 | 24 | 251 |
| 4-Goal Games | 20 | 3 | 23 |
| 5-Goal Games | 2 | 0 | 2 |
| 6-Goal Games | 1 | 0 | 1 |
| TOTAL HAT TRICKS | 250 | 27 | 277 |

GAME-BY-GAME STANLEY CUP PLAYOFFS RESULTS



1929

DETROIT VS. TORONTO

| Date | W/L | Score | Home/Away |
|------|-----|-------|-----------|
| 3/19 | L | 1-3 | Home |
| 3/21 | L | 1-4 | Away |

Toronto won series 7 goals to 2

1932

DETROIT VS. MONTREAL MAROONS

| Date | W/L | Score | Home/Away |
|------|-----|-------|-----------|
| 3/27 | TIE | 1-1 | Home |
| 3/29 | L | 0-2* | Away |

*Shutout by Flat Walsh

Montreal won series 3 goals to 1

1933

DETROIT VS. MONTREAL MAROONS

| Date | W/L | Score | Home/Away |
|------|-----|-------|-----------|
| 3/25 | W | 2-0* | Away |
| 3/28 | W | 3-2 | Home |

*Shutout by John Roach

Detroit won series 5 goals to 2

DETROIT VS. NEW YORK RANGERS

| Date | W/L | Score | Home/Away |
|------|-----|-------|-----------|
| 3/30 | L | 0-2* | Away |
| 4/2 | L | 3-4 | Home |

*Shutout by Andy Aitkenhead

New York Rangers won series 6 goals to 3

1934

DETROIT VS. TORONTO

| Date | W/L | Score | Home/Away |
|------|-----|----------|-----------|
| 3/22 | W | 2-1(OT)# | Away |
| 3/24 | W | 6-3 | Away |
| 3/26 | L | 1-3 | Home |
| 3/28 | L | 1-5 | Home |
| 3/30 | W | 1-0* | Home |

*Shutout by Wilf Cude

#Herbie Lewis scored at 1:33 of OT

Detroit won series 3 games to 2

DETROIT VS. CHICAGO (FINALS)

| Date | W/L | Score | Home/Away |
|------|-----|-------------|-----------|
| 4/3 | L | 1-2(OT)# | Home |
| 4/5 | L | 1-4 | Home |
| 4/8 | W | 5-2 | Away |
| 4/10 | L | 0-1(OT)## * | Away |

#Paul Thompson Scored at 1:10 of 2ND OT

##Mush March Scored at 10:05 of 2ND OT

*Shutout by Chuck Gardiner

Chicago won series 3 games to 1

1936

DETROIT VS. MONTREAL MAROONS

| Date | W/L | Score | Home/Away |
|------|-----|----------|-----------|
| 3/24 | W | 1-0(OT)* | Away |
| 3/26 | W | 3-0* | Home |
| 3/29 | W | 2-1 | Home |

#Mud Bruneteau scored at 16:30 of 6TH OT

*Shutouts by Norm Smith

Detroit won series 3 games to 0

STANLEY CUP FINALS

DETROIT VS. TORONTO

| Date | W/L | Score | Home/Away |
|------|-----|----------|-----------|
| 4/5 | W | 3-1 | Home |
| 4/7 | W | 9-4 | Home |
| 4/9 | L | 3-4(OT)# | Away |
| 4/11 | W | 3-2 | Away |

#Buzz Boll Scored at :31 of OT

Detroit won series 3 games to 1

1935-36 Detroit Red Wings - John Sorrell, Syd Howe, Marty Barry, Herbie Lewis, Larry Aurie, Mud Bruneteau, Wally Kilrea, Hec Kilrea, Gord Pettinger, Bucko McDonald, Ralph Bowman, Pete Kelly, Doug Young (Captain), Ebbie Goodfellow, Normie Smith, Jack Adams (Manager/Coach), Honey Walker (Trainer).

1937

DETROIT VS. MONTREAL CANADIENS

| Date | W/L | Score | Home/Away |
|------|-----|----------|-----------|
| 3/23 | W | 4-0* | Home |
| 3/25 | W | 5-1 | Home |
| 3/27 | L | 1-3 | Away |
| 3/30 | L | 2-3 | Away |
| 4/1 | W | 2-1(OT)# | Away |

#Hec Kilrea scored at 11:49 of 3RD OT

*Shutout by Norm Smith

Detroit won series 3 games to 2

STANLEY CUP FINALS

DETROIT VS. NEW YORK RANGERS

| Date | W/L | Score | Home/Away |
|------|-----|-------|-----------|
| 4/6 | L | 1-5 | Away |
| 4/8 | W | 4-2 | Home |
| 4/11 | L | 0-1* | Home |
| 4/13 | W | 1-0** | Home |
| 4/15 | W | 3-0** | Home |

*Shutout by Dave Kerr

**Shutouts by Earl Robertson

Detroit won series 3 games to 2

1936-37 Detroit Red Wings - Normie Smith, Pete Kelly, Larry Aurie, Herbie Lewis, Hec Kilrea, Mud Bruneteau, Syd Howe, Wally Kilrea, Jimmy Franks, Bucko McDonald, Gordon Pettinger, Ebbie Goodfellow, Johnny Gallagher, Scotty Bowman, Johnny Sorrell, Marty Barry, Earl Robertson, Johnny Sherf, Howard Mackie, Jack Adams (Manager-Coach), Honey Walker (Trainer)

1939

DETROIT VS. MONTREAL CANADIENS

| Date | W/L | Score | Home/Away |
|------|-----|------------|-----------|
| 3/21 | L | 0-2* | Away |
| 3/23 | W | 7-3+ | Home |
| 3/26 | W | 1-0(OT)*** | Home |

+Hat trick by Syd Howe

*Shutout by Claude Bourque

**Shutout by Cecil Thompson

#Marty Barry scored at 7:47 of OT

Detroit won series 2 games to 1

DETROIT VS. TORONTO

| Date | W/L | Score | Home/Away |
|------|-----|----------|-----------|
| 3/28 | L | 1-4 | Away |
| 3/30 | W | 3-1 | Home |
| 4/1 | L | 4-5(OT)# | Away |

#Gordie Drillon scored at 5:42 of OT

Toronto won series 2 games to 1

GAME-BY-GAME STANLEY CUP PLAYOFFS RESULTS



1940

DETROIT VS. NEW YORK AMERICANS

| Date | W/L | Score | Home/Away |
|------|-----|----------|-----------|
| 3/19 | W | 2-1(OT)# | Home |
| 3/22 | L | 4-5 | Away |
| 3/24 | W | 3-1 | Home |

#Syd Howe scored at :25 of OT

Detroit won series 2 games to 1

DETROIT VS. TORONTO

| Date | W/L | Score | Home/Away |
|------|-----|-------|-----------|
| 3/26 | L | 1-2 | Away |
| 3/28 | L | 1-3 | Home |

Toronto won series 2 games to 0

1941

DETROIT VS. NEW YORK RANGERS

| Date | W/L | Score | Home/Away |
|------|-----|----------|-----------|
| 3/20 | W | 2-1(OT)# | Home |
| 3/23 | L | 1-3 | Away |
| 3/25 | W | 3-2 | Home |

#Syd Howe scored at 12:01 of OT

Detroit won series 2 games to 1

DETROIT VS. CHICAGO

| Date | W/L | Score | Home/Away |
|------|-----|----------|-----------|
| 3/27 | W | 3-1 | Home |
| 3/30 | W | 2-1(OT)# | Away |

#Gus Giesebrecht scored at 9:15 of OT

Detroit won series 2 games to 0

STANLEY CUP FINALS

DETROIT VS. BOSTON

| Date | W/L | Score | Home/Away |
|------|-----|-------|-----------|
| 4/6 | L | 2-3 | Away |
| 4/8 | L | 1-2 | Away |
| 4/10 | L | 2-4 | Home |
| 4/12 | L | 1-3 | Home |

Boston won series 4 games to 0

1942

DETROIT VS. MONTREAL

| Date | W/L | Score | Home/Away |
|------|-----|-------|-----------|
| 3/22 | W | 2-1 | Home |
| 3/24 | L | 0-5* | Away |
| 3/26 | W | 6-2 | Home |

*Shutout by Paul Bibeaull

Detroit won series 2 games to 1

DETROIT VS. BOSTON

| Date | W/L | Score | Home/Away |
|------|-----|-------|-----------|
| 3/29 | W | 6-4 | Away |
| 3/31 | W | 3-1 | Home |

Detroit won series 2 games to 0

STANLEY CUP FINALS

DETROIT VS. TORONTO

| Date | W/L | Score | Home/Away |
|------|-----|-------|-----------|
| 4/4 | W | 3-2 | Away |
| 4/7 | W | 4-2 | Away |
| 4/9 | W | 5-2 | Home |
| 4/12 | L | 3-4 | Home |
| 4/14 | L | 3-9 | Away |
| 4/16 | L | 3-0* | Home |
| 4/18 | L | 1-3 | Away |

*Shutout by Turk Broda

Toronto won series 4 games to 3

1943

DETROIT VS. TORONTO

| Date | W/L | Score | Home/Away |
|------|-----|------------|-----------|
| 3/21 | W | 4-2 | Home |
| 3/23 | L | 2-3 (OT)# | Home |
| 3/25 | W | 4-2 | Away |
| 3/27 | L | 3-6 | Away |
| 3/28 | W | 4-2 | Home |
| 3/30 | W | 3-2 (OT)## | Away |

#Jack McLean scored at 10:18 of 4th OT

##Adam Brown scored 9:21 of OT

Detroit won series 4 games to 2

STANLEY CUP FINALS

DETROIT VS. BOSTON (FINALS)

| Date | W/L | Score | Home/Away |
|------|-----|--------|-----------|
| 4/1 | W | 6-2+ | Home |
| 4/4 | W | 4-3 | Home |
| 4/7 | W | 4-0++* | Away |
| 4/8 | W | 2-0* | Away |

+Hat trick by Mud Bruneteau

++Hat trick by Don Grosso

*Shutouts by John Mowers

Detroit won series 4 games to 0

1942-43 - Detroit Red Wings - Jack Stewart, Jimmy Orlando, Sid Abel, Alex Motter, Harry Watson, Joe Carveth, Mud Bruneteau, Eddie Wares, Johnny Mowers, Cully Simon, Don Grosso, Carl Liscombe, Adam Brown, Syd Howe, Les Douglas, Harold Jackson, Joe Fisher, Connie Brown, Jack Adams (Manager), Ebbie Goodfellow (Coach), Honey Walker (Trainer).

1944

DETROIT VS. CHICAGO

| Date | W/L | Score | Home/Away |
|------|-----|-------|-----------|
| 3/21 | L | 1-2 | Home |
| 3/23 | W | 4-1 | Home |
| 3/26 | L | 0-2* | Away |
| 3/28 | L | 1-7 | Away |
| 3/30 | L | 2-5 | Home |

*Shutout by Mike Karakas

Chicago won series 4 games to 1

1945

DETROIT VS. BOSTON

| Date | W/L | Score | Home/Away |
|------|-----|-----------|-----------|
| 3/20 | L | 3-4 | Home |
| 3/22 | L | 2-4 | Home |
| 3/25 | W | 3-2 | Away |
| 3/27 | W | 3-2 | Away |
| 3/29 | W | 3-2 (OT)# | Home |
| 4/1 | L | 3-5 | Away |
| 4/3 | W | 5-3+ | Home |

#Mud Bruneteau scored at 17:12 of OT

+Hat trick by Carl Liscombe

Detroit won series 4 games to 3

GAME-BY-GAME STANLEY CUP PLAYOFFS RESULTS



STANLEY CUP FINALS

DETROIT VS. TORONTO

| Date | W/L | Score | Home/Away |
|------|-----|------------|-----------|
| 4/6 | L | 0-1* | Home |
| 4/8 | L | 0-2* | Home |
| 4/12 | L | 0-1* | Away |
| 4/14 | W | 5-3 | Away |
| 4/19 | W | 2-0** | Home |
| 4/21 | W | 1-0(OT)*** | Away |
| 4/22 | L | 1-2 | Home |

*Shutouts by Frank McCool

**Shutouts by Harry Lumley

#Eddie Bruneteau scored at 14:16 of OT

Toronto won series 4 games to 3

1966

DETROIT VS. BOSTON

| Date | W/L | Score | Home/Away |
|------|-----|-----------|-----------|
| 3/19 | L | 1-3 | Away |
| 3/21 | W | 3-0* | Away |
| 3/24 | L | 2-5 | Home |
| 3/26 | L | 1-4 | Home |
| 3/28 | L | 3-4 (OT)# | Away |

*Shutout by Harry Lumley

#Don Gallinger scored at 9:51 of OT

Boston won series 4 games to 1

1967

DETROIT VS. TORONTO

| Date | W/L | Score | Home/Away |
|------|-----|----------|-----------|
| 3/26 | L | 2-3(OT)# | Away |
| 3/29 | W | 9-1 | Away |
| 4/1 | L | 1-4 | Home |
| 4/3 | L | 1-4 | Home |
| 4/5 | L | 1-6 | Away |

#Howie Meeker scored at 3:05 of OT

Toronto won series 4 games to 1

1948

DETROIT VS. NEW YORK RANGERS

| Date | W/L | Score | Home/Away |
|------|-----|-------|-----------|
| 3/24 | W | 2-1 | Home |
| 3/26 | W | 5-2 | Home |
| 3/28 | L | 2-3 | Away |
| 3/30 | L | 1-3 | Away |
| 4/1 | W | 3-1 | Home |
| 4/4 | W | 4-2 | Away |

Detroit won series 4 games to 2

STANLEY CUP FINALS

DETROIT VS. TORONTO

| Date | W/L | Score | Home/Away |
|------|-----|-------|-----------|
| 4/7 | L | 3-5 | Away |
| 4/10 | L | 2-4 | Away |
| 4/11 | L | 0-2* | Home |
| 4/14 | L | 2-7 | Home |

*Shutout by Turk Broda

Toronto won series 4 games to 0

1949

DETROIT VS. MONTREAL

| Date | W/L | Score | Home/Away |
|------|-----|-----------|-----------|
| 3/22 | W | 2-1(OT)# | Home |
| 3/24 | L | 3-4(OT)## | Home |
| 3/26 | L | 2-3 | Away |
| 3/29 | W | 3-1 | Away |
| 3/31 | W | 3-1 | Home |
| 4/2 | L | 1-3 | Away |
| 4/5 | W | 3-1 | Home |

#Max McNab scored at 4:52 of 3rd OT

##Gerry Plamondon scored at 2:59 of OT

Detroit won series 4 games to 3

STANLEY CUP FINALS

DETROIT VS. TORONTO

| Date | W/L | Score | Home/Away |
|------|-----|----------|-----------|
| 4/8 | L | 2-3(OT)# | Home |
| 4/10 | L | 1-3 | Home |
| 4/13 | L | 1-3 | Away |
| 4/16 | L | 1-3 | Away |

#Joe Klukay scored at 17:31 of OT

Toronto won series 4 games to 0

1950

DETROIT VS. TORONTO

| Date | W/L | Score | Home/Away |
|------|-----|-------------|-----------|
| 3/28 | L | 0-5* | Home |
| 3/30 | W | 3-1 | Home |
| 4/1 | L | 0-2* | Away |
| 4/4 | W | 2-1(OT)# | Away |
| 4/6 | L | 0-2* | Home |
| 4/8 | W | 4-0** | Away |
| 4/9 | W | 1-0(OT)# ** | Home |

*Shutouts by Turk Broda

**Shutouts by Harry Lumley

#Leo Reise scored at :38 of 2ND OT

##Leo Reise scored at 8:39 of OT

Detroit won series 4 games to 3

STANLEY CUP FINALS

DETROIT VS. NEW YORK RANGERS

| Date | W/L | Score | Home/Away |
|------|-----|-------------|-----------|
| 4/11 | W | 4-1 | Home |
| 4/13 | L | 1-3 - | Away |
| 4/15 | W | 4-0* - | Away |
| 4/17 | L | 3-4 (OT)# | Home |
| 4/20 | L | 1-2 (OT)## | Home |
| 4/22 | W | 5-4 | Home |
| 4/23 | W | 4-3 (OT)### | Home |

-Games Played in Toronto

*Shutout by Harry Lumley

#Don Raleigh scored at 8:54 of OT

##Don Raleigh scored at 1:38 of OT

###Pete Babando scored at 8:31 of 2nd OT

Detroit won series 4 games to 3

1949-50 - Detroit Red Wings - Harry Lumley, Jack Stewart, Leo Reise Jr., Clare Martin, Al Dewsbury, Lee Fogolin, Marcel Pronovost, Red Kelly, Ted Lindsay, Sid Abel (Captain), Gordie Howe, George Gee, Jimmy Peters, Marty Pavelich, Jim McFadden, Pete Babando, Max McNab, Gerry Couture, Joe Carveth, Steve Black, Johnny Wilson, Larry Wilson, Doug McKay, Jack Adams (Manager), Tommy Ivan (Coach), Carl Mattson (Trainer).

GAME-BY-GAME STANLEY CUP PLAYOFFS RESULTS



1951

DETROIT VS. MONTREAL

| Date | W/L | Score | Home/Away |
|------|-----|-------------|-----------|
| 3/27 | L | 2-3 (OT)# | Home |
| 3/29 | L | 0-1(OT)## * | Home |
| 3/31 | W | 2-0** | Away |
| 4/3 | W | 4-1 | Away |
| 4/5 | L | 2-5 | Home |
| 4/7 | L | 2-3 | Away |

#Maurice Richard scored at 1:09 of 4th OT

##Maurice Richard scored at 2:20 of 3rd OT

*Shutout by Terry Sawchuk

**Shutout by Gerry McNeil

Montreal won series 4 games to 2

1952

DETROIT VS. TORONTO

| Date | W/L | Score | Home/Away |
|------|-----|-------|-----------|
| 3/25 | W | 3-0* | Home |
| 3/27 | W | 1-0* | Home |
| 3/29 | W | 6-2 | Away |
| 4/1 | W | 3-1 | Away |

*Shutouts by Terry Sawchuk

Detroit won series 4 games to 0

STANLEY CUP FINALS

DETROIT VS. MONTREAL

| Date | W/L | Score | Home/Away |
|------|-----|-------|-----------|
| 4/10 | W | 3-1 | Away |
| 4/12 | W | 2-1 | Away |
| 4/13 | W | 3-0* | Home |
| 4/15 | W | 3-0* | Home |

*Shutouts by Terry Sawchuk

Detroit won series 4 games to 0

1951-52 - Detroit Red Wings - Terry Sawchuk, Bob Goldham, Benny Woit, Red Kelly, Leo Reise Jr., Marcel Pronovost, Ted Lindsay, Tony Leswick, Gordie Howe, Metro Prystai, Marty Pavelich, Sid Abel (Captain), Glen Skov, Alex Delvecchio, Johnny Wilson, Vic Stasiuk, Larry Zeidel, Glenn Hall, Jack Adams (Manager), Tommy Ivan (Coach), Carl Mattson (Trainer).

1953

DETROIT VS. BOSTON

| Date | W/L | Score | Home/Away |
|------|-----|----------|-----------|
| 3/24 | W | 7-0* | Home |
| 3/26 | L | 3-5 | Home |
| 3/29 | L | 1-2(OT)# | Away |
| 3/31 | L | 2-6 | Away |
| 4/2 | W | 6-4 | Home |
| 4/5 | L | 2-4 | Away |

*Shutout by Terry Sawchuk

#Jack McIntyre scored at 12:29 of OT

Boston won series 4 games to 2

1954

DETROIT VS. TORONTO

| Date | W/L | Score | Home/Away |
|------|-----|-----------|-----------|
| 3/23 | W | 5-0* | Home |
| 3/25 | L | 1-3 | Home |
| 3/27 | W | 3-1 | Away |
| 3/30 | W | 2-1 | Away |
| 4/1 | W | 4-3 (OT)# | Home |

*Shutout by Terry Sawchuk

#Ted Lindsay scored at 1:01 of 2nd OT

Detroit won series 4 games to 1

STANLEY CUP FINALS

DETROIT VS. MONTREAL

| Date | W/L | Score | Home/Away |
|------|-----|-------------|-----------|
| 4/4 | W | 3-1 | Home |
| 4/6 | L | 1-3 | Home |
| 4/8 | W | 5-2 | Away |
| 4/10 | W | 2-0* | Away |
| 4/11 | L | 0-1(OT)# ** | Home |
| 4/13 | L | 1-4 | Away |
| 4/16 | W | 2-1(OT)## | Home |

*Shutout by Terry Sawchuk

**Shutout by Gerry McNeil

#Kenny Mosdell scored at 5:45 of OT

##Tony Leswick scored at 4:29 of OT

Detroit won series 4 games to 3

1953-54 - Detroit Red Wings - Terry Sawchuk, Red Kelly, Bob Goldham, Benny Woit, Marcel Pronovost, Al Arbour, Keith Allen, Ted Lindsay (Captain), Tony Leswick, Gordie Howe, Marty Pavelich, Alex Delvecchio, Metro Prystai, Glen Skov, Johnny Wilson, Bill Dineen, Jimmy Peters, Dutch Reibel, Gilles Dube, Dave Gatherum, Jack Adams (Manager), Tommy Ivan (Coach), Carl Mattson (Trainer).

1955

DETROIT VS. TORONTO

| Date | W/L | Score | Home/Away |
|------|-----|-------|-----------|
| 3/22 | W | 7-4 | Home |
| 3/24 | W | 2-1 | Home |
| 3/26 | W | 2-1 | Away |
| 3/29 | W | 3-0* | Away |

*Shutout by Terry Sawchuk

Detroit won series 4 games to 0

STANLEY CUP FINALS

DETROIT VS. MONTREAL

| Date | W/L | Score | Home/Away |
|------|-----|-------|-----------|
| 4/3 | W | 4-2 | Home |
| 4/5 | W | 7-1+ | Home |
| 4/7 | L | 2-4 | Away |
| 4/9 | L | 3-5 | Away |
| 4/10 | W | 5-1++ | Home |
| 4/12 | L | 3-6 | Away |
| 4/14 | W | 3-1 | Home |

+4-Goal hat trick by Ted Lindsay

++Hat trick by Gordie Howe

Detroit won series 4 games to 3

1954-55 - Detroit Red Wings - Terry Sawchuk, Red Kelly, Bob Goldham, Marcel Pronovost, Benny Woit, Jim Hay, Larry Hillman, Ted Lindsay (Captain), Tony Leswick, Gordie Howe, Alex Delvecchio, Marty Pavelich, Glen Skov, Dutch Reibel, Johnny Wilson, Bill Dineen, Vic Stasiuk, Marcel Bonin, Jack Adams (Manager), Jimmy Skinner (Coach), Carl Mattson (Trainer).

1956

DETROIT VS. TORONTO

| Date | W/L | Score | Home/Away |
|------|-----|----------|-----------|
| 3/20 | W | 3-2 | Home |
| 3/22 | W | 3-1 | Home |
| 3/24 | W | 5-4(OT)# | Away |
| 3/27 | L | 0-2* | Away |
| 3/29 | W | 3-1 | Home |

#Ted Lindsay scored at 4:22 of OT

*Shutout by Harry Lumley

Detroit won series 4 games to 1

GAME-BY-GAME STANLEY CUP PLAYOFFS RESULTS



STANLEY CUP FINALS

DETROIT VS. MONTREAL

| Date | W/L | Score | Home/Away |
|------|-----|-------|-----------|
| 3/31 | L | 4-6 | Away |
| 4/3 | L | 1-5 | Away |
| 4/5 | W | 3-1 | Home |
| 4/8 | L | 0-3* | Home |
| 4/10 | L | 1-3 | Away |

*Shutout by Jacques Plante

Montreal won series 4 games to 1

1957

DETROIT VS. BOSTON

| Date | W/L | Score | Home/Away |
|------|-----|-------|-----------|
| 3/26 | L | 1-3 | Home |
| 3/28 | W | 7-2 | Home |
| 3/31 | L | 3-4 | Away |
| 4/2 | L | 0-2* | Away |
| 4/4 | L | 3-4 | Home |

*Shutout by Don Simmons

Boston won series 4 games to 1

1958

DETROIT VS. MONTREAL

| Date | W/L | Score | Home/Away |
|------|-----|----------|-----------|
| 3/25 | L | 1-8 | Away |
| 3/27 | L | 1-5 | Away |
| 3/30 | L | 1-2(OT)# | Home |
| 4/1 | L | 3-4 | Home |

#Andre Pronovost scored at 11:52 of OT

Montreal won series 4 games to 0

1960

DETROIT VS. TORONTO

| Date | W/L | Score | Home/Away |
|------|-----|-----------|-----------|
| 3/23 | W | 2-1 | Away |
| 3/26 | L | 2-4 | Away |
| 3/27 | L | 4-5 (OT)# | Home |
| 3/29 | W | 2-1(OT)## | Home |
| 4/2 | L | 4-5 | Away |
| 4/3 | L | 2-4 | Home |

#Frank Mahovlich scored at 3:00 of 3rd OT

##Gerry Melnyk scored at 1:54 of OT

Toronto won series 4 games to 2

1961

DETROIT VS. TORONTO

| Date | W/L | Score | Home/Away |
|------|-----|----------|-----------|
| 3/22 | L | 2-3(OT)# | Away |
| 3/25 | W | 4-2 | Away |
| 3/26 | W | 2-0* | Home |
| 3/28 | W | 4-1 | Home |
| 4/1 | W | 3-2 | Away |

#George Armstrong scored at 4:51 of 2nd OT

*Shutout by Terry Sawchuk

Detroit won series 4 games to 1

STANLEY CUP FINALS

DETROIT VS. CHICAGO

| Date | W/L | Score | Home/Away |
|------|-----|-------|-----------|
| 4/6 | L | 2-3 | Away |
| 4/8 | W | 3-1 | Home |
| 4/10 | L | 1-3 | Away |
| 4/12 | W | 2-1 | Home |
| 4/14 | L | 3-6 | Away |
| 4/16 | L | 1-5 | Home |

Chicago won series 4 games to 2

1963

DETROIT VS. CHICAGO

| Date | W/L | Score | Home/Away |
|------|-----|-------|-----------|
| 3/26 | L | 4-5 | Away |
| 3/28 | L | 2-5 | Away |
| 3/31 | W | 4-2 | Home |
| 4/2 | W | 4-1 | Home |
| 4/4 | W | 4-2 | Away |
| 4/7 | W | 7-4 | Home |

Detroit won series 4 games to 2

STANLEY CUP FINALS

DETROIT VS. TORONTO

| Date | W/L | Score | Home/Away |
|------|-----|-------|-----------|
| 4/9 | L | 2-4 | Away |
| 4/11 | L | 2-4 | Away |
| 4/14 | W | 3-2 | Home |
| 4/16 | L | 2-4 | Home |
| 4/18 | L | 1-3 | Away |

Toronto won series 4 games to 1

1964

DETROIT VS. CHICAGO

| Date | W/L | Score | Home/Away |
|------|-----|-----------|-----------|
| 3/26 | L | 1-4 | Away |
| 3/29 | W | 5-4+ | Away |
| 3/31 | W | 3-0* | Home |
| 4/2 | L | 2-3 (OT)# | Home |
| 4/5 | L | 2-3 | Away |
| 4/7 | W | 7-2+ | Home |
| 4/9 | W | 4-2 | Away |

+Hat tricks by Norm Ullman

#Murray Balfour scored at 8:21 of OT

*Shutout by Terry Sawchuk

Detroit won series 4 games to 3

STANLEY CUP FINALS

DETROIT VS. TORONTO

| Date | W/L | Score | Home/Away |
|------|-----|-----------|-----------|
| 4/11 | L | 2-3 | Away |
| 4/14 | W | 4-3(OT)# | Away |
| 4/16 | W | 4-3 | Home |
| 4/18 | L | 2-4 | Home |
| 4/21 | W | 2-1 | Away |
| 4/23 | L | 3-4(OT)## | Home |
| 4/25 | L | 0-4* | Away |

#Larry Jeffrey scored at 7:52 of OT

##Bobby Baun scored at 1:43 of OT

*Shutout by Johnny Bower

Toronto won series 4 games to 3

1965

DETROIT VS. CHICAGO

| Date | W/L | Score | Home/Away |
|------|-----|-------|-----------|
| 4/1 | W | 4-3 | Home |
| 4/4 | W | 6-3 | Home |
| 4/6 | L | 2-5 | Away |
| 4/8 | L | 1-2 | Away |
| 4/11 | W | 4-2+ | Home |
| 4/13 | L | 0-4* | Away |
| 4/15 | L | 2-4 | Home |

+Hat trick by Norm Ullman

*Shutout by Glenn Hall

Chicago won series 4 games to 3

GAME-BY-GAME STANLEY CUP PLAYOFFS RESULTS



1966

DETROIT VS. CHICAGO

| Date | W/L | Score | Home/Away |
|------|-----|-------|-----------|
| 4/7 | L | 1-2 | Away |
| 4/10 | W | 7-0* | Away |
| 4/12 | L | 1-2 | Home |
| 4/14 | W | 5-1 | Home |
| 4/17 | W | 5-3 | Away |
| 4/19 | W | 3-2 | Home |

*Shutout by Roger Crozier

Detroit won series 4 games to 2

STANLEY CUP FINALS

DETROIT VS. MONTREAL

| Date | W/L | Score | Home/Away |
|------|-----|----------|-----------|
| 4/24 | W | 3-2 | Away |
| 4/26 | W | 5-2 | Away |
| 4/28 | L | 2-4 | Home |
| 5/1 | L | 1-2 | Home |
| 5/3 | L | 3-5 | Away |
| 5/5 | L | 2-3(OT)# | Home |

#Henri Richard scored at 2:20 of OT

Montreal won series 4 games to 2

1970

DETROIT VS. CHICAGO

| Date | W/L | Score | Home/Away |
|------|-----|-------|-----------|
| 4/8 | L | 2-4 | Away |
| 4/9 | L | 2-4 | Away |
| 4/11 | L | 2-4 | Home |
| 4/12 | L | 2-4 | Home |

Chicago won series 4 games to 0

1978

DETROIT VS. ATLANTA

| Date | W/L | Score | Home/Away |
|------|-----|-------|-----------|
| 4/11 | W | 5-3 | Away |
| 4/13 | W | 3-2 | Home |

Detroit won series 2 games to 0

DETROIT VS. MONTREAL

| Date | W/L | Score | Home/Away |
|------|-----|-------|-----------|
| 4/17 | L | 2-6 | Away |
| 4/19 | W | 4-2 | Away |
| 4/21 | L | 2-4 | Home |
| 4/23 | L | 0-8* | Home |
| 4/25 | L | 2-4 | Away |

*Shutout by Ken Dryden

Montreal won series 4 games to 1

1984

DETROIT VS. ST. LOUIS

| Date | W/L | Score | Home/Away |
|------|-----|-----------|-----------|
| 4/4 | L | 2-3 | Away |
| 4/5 | W | 5-3 | Away |
| 4/7 | L | 3-4(OT)# | Home |
| 4/8 | L | 2-3(OT)## | Home |

#Mark Reeds scored at 17:07 of 2nd OT

##Jorgen Pettersson scored at 2:42 of OT

St. Louis won series 3 games to 1

1985

DETROIT VS. CHICAGO

| Date | W/L | Score | Home/Away |
|------|-----|-------|-----------|
| 4/10 | L | 5-9 | Away |
| 4/11 | L | 1-6 | Away |
| 4/13 | L | 2-8 | Home |

Chicago won series 3 games to 0

1987

DETROIT VS. CHICAGO

| Date | W/L | Score | Home/Away |
|------|-----|----------|-----------|
| 4/8 | W | 3-1 | Home |
| 4/9 | W | 5-1 | Home |
| 4/11 | W | 4-3(OT)# | Away |
| 4/12 | W | 3-1 | Away |

#Shawn Burr scored at 4:51 of OT

Detroit won series 4 games to 0

DETROIT VS. TORONTO

| Date | W/L | Score | Home/Away |
|------|-----|----------|-----------|
| 4/21 | L | 2-4 | Home |
| 4/23 | L | 2-7 | Home |
| 4/24 | W | 4-2 | Away |
| 4/27 | L | 2-3(OT)# | Away |
| 4/29 | W | 3-0* | Home |
| 5/1 | W | 4-2 | Away |
| 5/3 | W | 3-0* | Home |

*Mike Allison scored at 9:31 of OT

*Shutouts by Glen Hanlon

Detroit won series 4 games to 3

DETROIT VS. EDMONTON

| Date | W/L | Score | Home/Away |
|------|-----|-------|-----------|
| 5/5 | W | 3-1 | Away |
| 5/7 | L | 1-4 | Away |
| 5/9 | L | 1-2 | Home |
| 5/11 | L | 2-3 | Home |
| 5/13 | L | 3-6 | Away |

Edmonton won series 4 games to 1

1988

DETROIT VS. TORONTO

| Date | W/L | Score | Home/Away |
|------|-----|----------|-----------|
| 4/6 | L | 2-6 | Home |
| 4/7 | W | 6-2+ | Home |
| 4/9 | W | 6-3 | Away |
| 4/10 | W | 8-0* | Away |
| 4/12 | L | 5-6(OT)# | Home |
| 4/14 | W | 5-3 | Away |

+Hat trick by Peter Klima

#Ed Olczyk scored at :34 of OT

*Shutout by Glen Hanlon

Detroit won series 4 games to 2

DETROIT VS. ST. LOUIS

| Date | W/L | Score | Home/Away |
|------|-----|-------|-----------|
| 4/19 | W | 5-4 | Home |
| 4/21 | W | 6-0+* | Home |
| 4/23 | L | 3-6 | Away |
| 4/25 | W | 3-1 | Away |
| 4/27 | W | 4-3 | Home |

*Shutout by Greg Stefan

+Hat trick by Peter Klima

Detroit won series 4 games to 1

DETROIT VS. EDMONTON

| Date | W/L | Score | Home/Away |
|------|-----|----------|-----------|
| 5/3 | L | 1-4 | Away |
| 5/5 | L | 3-5 | Away |
| 5/7 | W | 5-2 | Home |
| 5/9 | L | 3-4(OT)# | Home |
| 5/11 | L | 4-8 | Away |

#Jari Kurri scored at 11:02 of OT

Edmonton won series 4 games to 1

GAME-BY-GAME STANLEY CUP PLAYOFFS RESULTS



1989

DETROIT VS. CHICAGO

| Date | W/L | Score | Home/Away |
|------|-----|-----------|-----------|
| 4/5 | W | 3-2 | Home |
| 4/6 | L | 4-5(OT)#+ | Home |
| 4/8 | L | 2-4 | Away |
| 4/10 | L | 2-3 | Away |
| 4/11 | W | 6-4 | Home |
| 4/13 | L | 1-7 | Away |

#Duane Sutter scored at 14:36 of OT

+Hat trick by Steve Yzerman

Chicago won series 4 games to 2

1991

DETROIT VS. ST. LOUIS

| Date | W/L | Score | Home/Away |
|------|-----|-------|-----------|
| 4/4 | W | 6-3+ | Away |
| 4/6 | L | 2-4 | Away |
| 4/8 | W | 5-2 | Home |
| 4/10 | W | 4-3 | Home |
| 4/12 | L | 1-6 | Away |
| 4/14 | L | 0-3* | Home |
| 4/16 | L | 2-3 | Away |

+Hat trick by Steve Yzerman

*Shutout by Vincent Riendeau

St. Louis won series 4 games to 3

1992

DETROIT VS. MINNESOTA

| Date | W/L | Score | Home/Away |
|------|-----|------------------|-----------|
| 4/18 | L | 3-4 | Home |
| 4/20 | L | 2-4 | Home |
| 4/22 | W | 5-4(OT)# | Away |
| 4/24 | L | 4-5 | Away |
| 4/26 | W | 3-0* | Home |
| 4/28 | W | 1-0(OT)## * Away | |
| 4/30 | W | 5-2 | Home |

#Yves Racine scored at 1:15 of OT

*Shutouts by Tim Cheveldae

##Sergei Federov scored at 16:13 of OT

Detroit won series 4 games to 3

DETROIT VS. CHICAGO

| Date | W/L | Score | Home/Away |
|------|-----|-------|-----------|
| 5/2 | L | 1-2 | Home |
| 5/4 | L | 1-3 | Home |
| 5/6 | L | 4-5 | Away |
| 5/8 | L | 0-1* | Away |

*Shutout by Ed Belfour

Chicago won series 4 games to 0

1993

DETROIT VS. TORONTO

| Date | W/L | Score | Home/Away |
|------|-----|-----------|-----------|
| 4/19 | W | 6-3 | Home |
| 4/21 | W | 6-2 | Home |
| 4/23 | L | 3-4 | Away |
| 4/25 | L | 2-3 | Away |
| 4/27 | L | 4-5(OT)# | Home |
| 4/29 | W | 7-3+ | Away |
| 5/1 | L | 3-4(OT)## | Home |

#Mike Foligno scored at 2:05 of OT

+Hat trick by Dino Ciccarelli

##Nikolai Borschevsky scored at 2:35 of OT

Toronto won series 4 games to 3

1994

DETROIT VS. SAN JOSE

| Date | W/L | Score | Home/Away |
|------|-----|-------|-----------|
| 4/18 | L | 4-5 | Home |
| 4/20 | W | 4-0* | Home |
| 4/22 | W | 3-2 | Away |
| 4/23 | L | 3-4 | Away |
| 4/26 | L | 4-6 | Away |
| 4/28 | W | 7-1 | Home |
| 4/30 | L | 2-3 | Home |

*Shutout by Chris Osgood

San Jose won series 4 games to 3

1995

DETROIT VS. DALLAS

| Date | W/L | Score | Home/Away |
|------|-----|-------|-----------|
| 5/7 | W | 4-3 | Home |
| 5/9 | W | 4-1 | Home |
| 5/11 | W | 5-1+ | Away |
| 5/14 | L | 1-4 | Away |
| 5/15 | W | 3-1 | Home |

+Hat trick by Dino Ciccarelli

Detroit won series 4 games to 1

DETROIT VS. SAN JOSE

| Date | W/L | Score | Home/Away |
|------|-----|-------|-----------|
| 5/21 | W | 6-0* | Home |
| 5/23 | W | 6-2 | Home |
| 5/25 | W | 6-2 | Away |
| 5/27 | W | 6-2 | Away |

*Shutout by Mike Vernon

Detroit won series 4 games to 0

DETROIT VS. CHICAGO

| Date | W/L | Score | Home/Away |
|------|-----|------------|-----------|
| 6/1 | W | 2-1(OT)# | Home |
| 6/4 | W | 3-2 | Home |
| 6/6 | W | 4-3(OT)## | Away |
| 6/8 | L | 2-5 | Away |
| 6/11 | W | 2-1(OT)### | Home |

#Nicklas Lidstrom scored at 1:01 of OT

##Vladimir Konstantinov scored at 9:25 of 2nd OT

###Vyacheslav Kozlov scored at 2:25 of 2nd OT

Detroit won series 4 games to 1

STANLEY CUP FINALS

DETROIT VS. NEW JERSEY

| Date | W/L | Score | Home/Away |
|------|-----|-------|-----------|
| 6/17 | L | 1-2 | Home |
| 6/20 | L | 2-4 | Home |
| 6/22 | L | 2-5 | Away |
| 6/24 | L | 2-5 | Away |

New Jersey won series 4 games to 0

1996

DETROIT VS. WINNIPEG

| Date | W/L | Score | Home/Away |
|------|-----|-------|-----------|
| 4/17 | W | 4-1 | Home |
| 4/19 | W | 4-0* | Home |
| 4/21 | L | 1-4 | Away |
| 4/23 | W | 6-1 | Away |
| 4/26 | L | 1-3 | Home |
| 4/28 | W | 4-1 | Away |

*Shutout by Chris Osgood

Detroit won series 4 games to 2

GAME-BY-GAME STANLEY CUP PLAYOFFS RESULTS



DETROIT VS. ST. LOUIS

| Date | W/L | Score | Home/Away |
|------|-----|-----------|-----------|
| 5/3 | W | 3-2 | Home |
| 5/5 | W | 8-3 | Home |
| 5/8 | L | 4-5(OT)# | Away |
| 5/10 | L | 0-1* | Away |
| 5/12 | L | 2-3 | Home |
| 5/14 | W | 4-2 | Away |
| 5/16 | W | 1-0(OT)## | Home |

#Igor Kravchuk scored at 3:23 of OT

*Shutout by Jon Casey

##Steve Yzerman scored at 1:15 of 2nd OT

Detroit won series 4 games to 3

DETROIT VS. COLORADO

| Date | W/L | Score | Home/Away |
|------|-----|----------|-----------|
| 5/19 | L | 2-3(OT)# | Home |
| 5/21 | L | 0-3* | Home |
| 5/23 | W | 6-4 | Away |
| 5/25 | L | 2-4 | Away |
| 5/27 | W | 5-2 | Home |
| 5/29 | L | 1-4 | Away |

#Mike Keane scored at 17:31 of OT

*Shutout by Patrick Roy

Colorado won series 4 games to 2

1997

DETROIT VS. ST. LOUIS

| Date | W/L | Score | Home/Away |
|------|-----|-------|-----------|
| 4/16 | L | 0-2* | Home |
| 4/18 | W | 2-1 | Home |
| 4/20 | W | 3-2 | Away |
| 4/22 | L | 0-4* | Away |
| 4/25 | W | 5-2 | Home |
| 4/27 | W | 3-1 | Away |

*Shutouts by Grant Fuhr

Detroit won series 4 games to 2

DETROIT VS. ANAHEIM

| Date | W/L | Score | Home/Away |
|------|-----|------------|-----------|
| 5/2 | W | 2-1(OT)# | Home |
| 5/4 | W | 3-2(OT)## | Home |
| 5/6 | W | 5-3 | Away |
| 5/8 | W | 3-2(OT)### | Away |

#Martin Lapointe scored at :59 of OT

##Vyacheslav Kozlov scored at 1:31 of 3rd OT

###Brendan Shanahan scored at 17:03 of 2nd OT

Detroit won series 4 games to 0

DETROIT VS. COLORADO

| Date | W/L | Score | Home/Away |
|------|-----|-------|-----------|
| 5/15 | L | 1-2 | Away |
| 5/17 | W | 4-2 | Away |
| 5/19 | W | 2-1 | Home |
| 5/22 | W | 6-0* | Home |
| 5/24 | L | 0-6** | Away |
| 5/26 | W | 3-1 | Home |

*Shutout by Mike Vernon

**Shutout by Patrick Roy

Detroit won series 4 games to 2

STANLEY CUP FINALS

DETROIT VS. PHILADELPHIA

| Date | W/L | Score | Home/Away |
|------|-----|-------|-----------|
| 5/31 | W | 4-2 | Away |
| 6/3 | W | 4-2 | Away |
| 6/5 | W | 6-1 | Home |
| 6/7 | W | 2-1 | Home |

Detroit won series 4 games to 0

1996-97- Detroit Red Wings - Steve Yzerman (Captain), Doug Brown, Mathieu Dandenault, Kris Draper, Sergei Fedorov, Viacheslav Fetisov, Kevin Hodson, Tomas Holmstrom, Joe Kocur, Vladimir Konstantinov, Vyacheslav Kozlov, Martin Lapointe, Igor Larionov, Nicklas Lidstrom, Kirk Maltby, Darren McCarty, Larry Murphy, Chris Osgood, Jamie Pushor, Bob Rouse, Tomas Sandstrom, Brendan Shanahan, Tim Taylor, Mike Vernon, Aaron Ward, Mike Ilitch (Owner/ Chairman), Marian Ilitch (Owner), Atanas Ilitch, Christopher Ilitch (Vice Presidents), Denise Ilitch Lites, Ronald Ilitch, Michael Ilitch, Jr., Lisa Ilitch Murray, Carole Ilitch Trepeck, Jim Devellano (Senior Vice President), Scotty Bowman (Head Coach/ Director of Player Personal), Ken Holland (Asst. General Manager) Barry Smith, Dave Lewis (Associate Coaches), Mike Krushelnyski (Assistant Coach), Jim Nill (Director of Player Development), Dan Belisle, Mark Howe, (Pro Scouts), Haken Andersson (Director of European Scouting), John Wharton, (Athletic Trainer), Paul Boyer (Equipment Manager), Tim Abbott, (Asst. Equipment Manager), Sergei Mnatsakanov (Masseur).

1998

DETROIT VS. PHOENIX

| Date | W/L | Score | Home/Away |
|------|-----|-------|-----------|
| 4/22 | W | 6-3 | Home |
| 4/24 | L | 4-7 | Home |
| 4/26 | L | 2-3 | Away |
| 4/28 | W | 4-2 | Away |
| 4/30 | W | 3-1 | Home |
| 5/3 | W | 5-2 | Away |

Detroit won series 4 games to 2

DETROIT VS. ST. LOUIS

| Date | W/L | Score | Home/Away |
|------|-----|----------|-----------|
| 5/8 | L | 2-4 | Home |
| 5/10 | W | 6-1 | Home |
| 5/12 | W | 3-2(OT)# | Away |
| 5/14 | W | 5-2 | Away |
| 5/17 | L | 1-3 | Home |
| 5/19 | W | 6-1 | Away |

#Brendan Shanahan scored at 1:12 of 2ND OT

Detroit won series 4 games to 2

DETROIT VS. DALLAS

| Date | W/L | Score | Home/Away |
|------|-----|----------|-----------|
| 5/24 | W | 2-0* | Away |
| 5/26 | L | 1-3 | Away |
| 5/29 | W | 5-3 | Home |
| 5/31 | W | 3-2 | Home |
| 6/3 | L | 2-3(OT)# | Away |
| 6/5 | W | 2-0* | Home |

*Shutout by Chris Osgood

#Jamie Langenbrunner scored at :46 of OT

Detroit won series 4 games to 2

STANLEY CUP FINALS

DETROIT VS. WASHINGTON

| Date | W/L | Score | Home/Away |
|------|-----|----------|-----------|
| 6/9 | W | 2-1 | Home |
| 6/11 | W | 5-4(OT)# | Home |
| 6/13 | W | 2-1 | Away |
| 6/16 | W | 4-1 | Away |

#Kris Draper scored at 15:24 of OT

Detroit won series 4 games to 0

1997-98 - Detroit Red Wings - Steve Yzerman (Captain), Doug Brown, Mathieu Dandenault, Kris Draper, Anders Eriksson, Sergei Fedorov, Viacheslav Fetisov, Brent Gilchrist, Kevin Hodson, Tomas Holmstrom, Mike Knuble, Joe Kocur, Vyacheslav Kozlov, Martin Lapointe, Igor Larionov, Nicklas

GAME-BY-GAME STANLEY CUP PLAYOFFS RESULTS



Lidstrom, Jamie Macoun, Kirk Maltby, Darren McCarty, Dimitri Mironov, Larry Murphy, Chris Osgood, Bob Rouse, Brendan Shanahan, Aaron Ward, Mike Ilitch (Owner/Chairman), Marian Ilitch (Owner), Atanas Ilitch, Christopher Ilitch (Vice Presidents), Denise Ilitch, Ronald Ilitch, Michael Ilitch, Jr., Lisa Ilitch Murray, Carole Ilitch Trepeck, Jim Devellano (Senior Vice President), Scotty Bowman (Head Coach), Ken Holland (General Manager), Don Waddell (Asst. General Manager), Barry Smith, Dave Lewis (Associate Coaches), Jim Bedard (Goaltending Consultant), Jim Nill (Director of Player Development), Dan Belisle, Mark Howe (Pro Scouts), Haken Andersson (Director of European Scouting), Mark Leach (USA Scout), Joe McDonnell (Eastern Scout), Bruce Haralson (Western Scout), John Wharton (Athletic Trainer), Paul Boyer (Equipment Manager), Tim Abbott (Asst. Equipment Manager), Bob Huddleston (Masseur), Wally Crossman (Dressing Room Assistant).

1999

DETROIT VS. ANAHEIM

| Date | W/L | Score | Home/Away |
|------|-----|-------|-----------|
| 4/21 | W | 5-3 | Home |
| 4/23 | W | 5-1 | Home |
| 4/25 | W | 4-2 | Away |
| 4/27 | W | 3-0* | Away |

*Shutout by Chris Osgood

Detroit won series 4 games to 0

DETROIT VS. COLORADO

| Date | W/L | Score | Home/Away |
|------|-----|----------|-----------|
| 5/7 | W | 3-2(OT)# | Away |
| 5/9 | W | 4-0* | Away |
| 5/11 | L | 3-5 | Home |
| 5/13 | L | 2-6 | Home |
| 5/16 | L | 0-3** | Away |
| 5/18 | L | 2-5 | Home |

#Kirk Maltby scored at 4:18 of OT

*Shutout by Bill Ranford

**Shutout by Patrick Roy

Colorado won series 4 games to 2

2000

DETROIT VS. LOS ANGELES

| Date | W/L | Score | Home/Away |
|------|-----|-------|-----------|
| 4/13 | W | 2-0* | Home |
| 4/15 | W | 8-5+ | Home |
| 4/17 | W | 2-1 | Away |
| 4/19 | W | 3-0* | Away |

*Shutouts by Chris Osgood

+Hat trick by Martin Lapointe

Detroit won series 4 games to 0

DETROIT VS. COLORADO

| Date | W/L | Score | Home/Away |
|------|-----|----------|-----------|
| 4/27 | L | 0-2* | Away |
| 4/29 | L | 1-3 | Away |
| 5/1 | W | 3-1 | Home |
| 5/3 | L | 2-3(OT)# | Home |
| 5/5 | L | 2-4 | Away |

*Shutout by Patrick Roy

#Chris Drury scored at 10:21 of OT

Colorado won series 4 games to 1

2001

DETROIT VS. LOS ANGELES

| Date | W/L | Score | Home/Away |
|------|-----|-----------|-----------|
| 4/11 | W | 5-3 | Home |
| 4/14 | W | 4-0* | Home |
| 4/15 | L | 1-2 | Away |
| 4/18 | L | 3-4(OT)# | Away |
| 4/21 | L | 2-3 | Home |
| 4/23 | L | 2-3(OT)## | Away |

*Shutout by Chris Osgood

#Eric Belanger scored at 2:36 of OT

##Adam Deadmarsh scored at 4:48 of OT

Los Angeles won series 4 games to 2

2002

DETROIT VS. VANCOUVER

| Date | W/L | Score | Home/Away |
|------|-----|----------|-----------|
| 4/17 | L | 3-4(OT)# | Home |
| 4/19 | L | 2-5 | Home |
| 4/21 | W | 3-1 | Away |
| 4/23 | W | 4-2 | Away |
| 4/25 | W | 4-0* | Home |
| 4/27 | W | 6-4+ | Away |

+Hat Trick by Brett Hull

*Shutout by Dominik Hasek

#Henrik Sedin scored at 13:59 of OT

Detroit won series 4 games to 2

DETROIT VS. ST. LOUIS

| Date | W/L | Score | Home/Away |
|------|-----|-------|-----------|
| 5/2 | W | 2-0* | Home |
| 5/4 | W | 3-2 | Home |
| 5/7 | L | 1-6 | Away |
| 5/9 | W | 4-3 | Away |
| 5/11 | W | 4-0* | Home |

*Shutouts by Dominik Hasek

Detroit won series 4 games to 1

DETROIT VS. COLORADO

| Date | W/L | Score | Home/Away |
|------|-----|------------|-----------|
| 5/18 | W | 5-3+ | Home |
| 5/20 | L | 3-4(OT)# | Home |
| 5/22 | W | 2-1(OT)## | Away |
| 5/25 | L | 2-3 | Away |
| 5/27 | L | 1-2(OT)### | Home |
| 5/29 | W | 2-0* | Away |
| 5/31 | W | 7-0* | Home |

+Hat trick by Darren McCarty

#Chris Drury scored at 2:17 of OT

##Fredrik Olausson scored at 12:44 of OT

###Peter Forsberg scored at 6:24 of OT

*Shutouts by Dominik Hasek

Detroit won series 4 games to 3

STANLEY CUP FINALS

DETROIT VS. CAROLINA

| Date | W/L | Score | Home/Away |
|------|-----|-----------|-----------|
| 6/4 | L | 2-3(OT)# | Home |
| 6/6 | W | 3-1 | Home |
| 6/8 | W | 3-2(OT)## | Away |
| 6/10 | W | 3-0* | Away |
| 6/13 | W | 3-1 | Home |

#Ron Francis scored at :58 of OT

##Igor Larionov scored at 14:47 of 3RD OT

GAME-BY-GAME STANLEY CUP PLAYOFFS RESULTS



*Shutout by Dominik Hasek

Detroit won series 4 games to 1

2001-02 - Detroit Red Wings - Steve Yzerman (Captain), Chris Chelios, Mathieu Dandenault, Pavel Datsyuk, Boyd Devereaux, Kris Draper, Steve Duchesne, Sergei Fedorov, Jiri Fischer, Dominik Hasek, Tomas Holmstrom, Brett Hull, Igor Larionov, Manny Legace, Nicklas Lidstrom, Kirk Maltby, Darren McCarty, Fredrik Olausson, Luc Robitaille, Brendan Shanahan, Jiri Slegr, Jason Williams, Mike Ilitch (Owner/ Gov.), Marian Ilitch (Owner/Sec.-Tres.), Ronald Ilitch, Michael Ilitch, Jr., Lisa Ilitch Murray, Atanas Ilitch, Carole Ilitch-Trepeck, Jim Devellano (Sr. V.P.), Christopher Ilitch (V.P.), Denise Ilitch (Alt. Governor), Ken Holland (G.M.), Jim Nill (Asst. G.M.), Scotty Bowman (Head Coach), Jim Berard (Goaltending Consultant), Joe Kocur (Video Coord.), John Wharton (Trainer), Paul Boyer (Equipment Mgr.), Piet Van Zant (Asst. Trainer), Tim Abbott (Asst. Equipment Mgr.), Sergei Tchekmarev (Masseur), Dan Belisle, Mark Howe, Bob McCammon (Pro Scouts), Hakan Andersson (Dir. of European Scouting), Mark Leach, Bruce Haralson, Joe McDonnell, Glenn Merkowsky (Scouts).

2003

DETROIT VS. ANAHEIM

| Date | W/L | Score | Home/Away |
|------|-----|-----------|-----------|
| 4/10 | L | 2-3(OT)# | Home |
| 4/12 | L | 2-3 | Home |
| 4/14 | L | 1-2 | Away |
| 4/16 | L | 2-3(OT)## | Away |

#Paul Kariya scored at 3:18 of 3RD OT

##Steve Ruchin scored at 6:53 of OT

Anaheim won series 4 games to 0

2004

DETROIT VS. NASHVILLE

| Date | W/L | Score | Home/Away |
|------|-----|-------|-----------|
| 4/7 | W | 3-1 | Home |
| 4/10 | W | 2-1 | Home |
| 4/11 | L | 1-3 | Away |
| 4/13 | L | 0-3* | Away |
| 4/15 | W | 4-1 | Home |
| 4/17 | W | 2-0** | Away |

*Shutout by Tomas Vokoun

**Shutout by Curtis Joseph Detroit won series 4 games to 2

DETROIT VS. CALGARY

| Date | W/L | Score | Home/Away |
|------|-----|------------|-----------|
| 4/22 | L | 1-2(OT)# | Home |
| 4/24 | W | 5-2 | Home |
| 4/27 | L | 2-3 | Away |
| 4/29 | W | 4-2 | Away |
| 5/1 | L | 0-1* | Home |
| 5/3 | L | 0-1(OT)# * | Away |

*Shutouts by Miikka Kiprusoff

#Marcus Nilson scored at 2:39 of OT

##Martin Gelinas scored at 19:13 of OT

Calgary won series 4 games to 2

2006

DETROIT VS. EDMONTON

| Date | W/L | Score | Home/Away |
|------|-----|-----------|-----------|
| 4/21 | W | 3-2 (OT)# | Home |
| 4/23 | L | 2-4 | Home |
| 4/25 | L | 3-4 (OT)# | Away |
| 4/27 | W | 4-2 | Away |
| 4/29 | L | 2-3 | Home |
| 5/1 | L | 4-3 | Away |

#Kirk Maltby at 2:39 of 2ND OT

##Jarret Stoll at 8:44 of 2ND OT

Edmonton won series 4 games to 2

2007

DETROIT VS. CALGARY

| Date | W/L | Score | Home/Away |
|------|-----|----------|-----------|
| 4/12 | W | 4-1 | Home |
| 4/15 | W | 3-1 | Home |
| 4/17 | L | 2-3 | Away |
| 4/19 | L | 2-3 | Away |
| 4/21 | W | 5-1 | Home |
| 4/22 | W | 2-1(OT)# | Away |

#Johan Franzen scored at 4:23 of 2nd OT

Detroit won series 4 games to 2

DETROIT VS. SAN JOSE

| Date | W/L | Score | Home/Away |
|------|-----|-----------|-----------|
| 4/26 | L | 0-2* | Home |
| 4/28 | W | 3-2 | Home |
| 4/30 | L | 1-2 | Away |
| 5/2 | W | 3-2 (OT)# | Away |
| 5/5 | W | 4-1 | Home |
| 5/7 | W | 2-0** | Away |

*Shutout by Evgeni Nabakov

**Shutout by Dominik Hasek

#Mathieu Schneider scored at 16:04 of OT

Detroit won series 4 games to 2

DETROIT VS. ANAHEIM

| Date | W/L | Score | Home/Away |
|------|-----|-----------|-----------|
| 5/11 | W | 2-1 | Home |
| 5/13 | L | 3-4(OT)# | Home |
| 5/15 | W | 5-0* | Away |
| 5/17 | L | 3-5 | Away |
| 5/20 | L | 1-2(OT)## | Home |
| 5/22 | L | 3-4 | Away |

*Shutout by Dominik Hasek

#Scott Niedermayer scored at 14:17 of OT

##Temmu Selanne scored at 11:57 of OT

Anaheim won series 4 games to 2

2008

DETROIT VS. NASHVILLE

| Date | W/L | Score | Home/Away |
|------|-----|----------|-----------|
| 4/10 | W | 3-1 | Home |
| 4/12 | W | 4-2 | Home |
| 4/14 | L | 3-5 | Away |
| 4/16 | L | 2-3 | Away |
| 4/18 | W | 2-1(OT)# | Home |
| 4/20 | W | 3-0* | Away |

*Shutout by Chris Osgood

#Johan Franzen scored at 1:48 of OT

Detroit won series 4 games to 2

GAME-BY-GAME STANLEY CUP PLAYOFFS RESULTS



DETROIT VS. COLORADO

| Date | W/L | Score | Home/Away |
|------|-----|-------|-----------|
| 4/24 | W | 4-3 | Home |
| 4/26 | W | 5-1+ | Home |
| 4/29 | W | 4-3 | Away |
| 5/1 | W | 8-2+ | Away |

+Hat tricks by Johan Franzen
Detroit won series 4 games to 0

DETROIT VS. DALLAS

| Date | W/L | Score | Home/Away |
|------|-----|-------|-----------|
| 5/8 | W | 4-1 | Home |
| 5/10 | W | 2-1 | Home |
| 5/12 | W | 5-2+ | Away |
| 5/14 | L | 1-3 | Away |
| 5/17 | L | 1-2 | Home |
| 5/19 | W | 4-1 | Away |

+Hat trick by Pavel Datsyuk
Detroit won series 4 games to 2

STANLEY CUP FINALS

DETROIT VS. PITTSBURGH

| Date | W/L | Score | Home/Away |
|------|-----|-----------|-----------|
| 5/24 | W | 4-0* | Home |
| 5/26 | W | 3-0* | Home |
| 5/28 | L | 2-3 | Away |
| 5/31 | W | 2-1 | Away |
| 6/2 | L | 3-4 (OT)# | Home |
| 6/4 | W | 3-2 | Away |

#Petr Sykora scored at 9:57 of 3rd OT

*Shutout by Chris Osgood

Detroit won series 4 games to 2

2007-08 – Detroit Red Wings – Nicklas Lidstrom (Captain), Chris Chelios, Dallas Drake, Daniel Cleary, Pavel Datsyuk, Kris Draper, Jiri Hudler, Johan Franzen, Tomas Holmstrom, Niklas Kronwall, Brian Rafalski, Brett Lebda, Valtteri Filppula, Andreas Lilja, Kirk Maltby, Aaron Downey, Chris Osgood, Mikael Samuelsson, Dominik Hasek, Tomas Kopecky, Henrik Zetterberg, Brad Stuart, Darren McCarty, Darren Helm, Derek Meech, Michael Ilitch (Owner-Gov.), Marian Ilitch (Owner/Sec.-Tres.), Christopher Ilitch (VP/Alt. Gov.), Denise Ilitch, Ronald Ilitch, Michael Ilitch, Jr., Lisa Ilitch Murray, Atanas Ilitch, Carole Ilitch, Jim Devellano (Sr. VP/Alt. Gov.), Ken Holland (GM/Alt. Gov./VP), Steve Yzerman (VP/Alt. Gov.), Jim Nill (Asst. GM/VP), Ryan Martin (Dir. Hockey Ops.), Scotty Bowman (Consultant), Mike Babcock (Head Coach), Todd McLellan (Associate Coach), Paul MacLean (Assistant Coach), Jim Bedard (Goaltending Consultant), Jay Woodcroft (Video Coordinator), Mark Howe (Dir. Pro Scouting), Joe McDonnell (Dir. Amateur Scouting), Hakan Andersson (Dir. Amateur Scouting Europe), Piet Van Zant (Trainer), Paul Boyer (Equip. Mgr.), Russ Baumann (Asst. Trainer), Christopher Scoppetto (Asst. Equip. Mgr.)

2009

DETROIT VS. COLUMBUS

| Date | W/L | Score | Home/Away |
|------|-----|-------|-----------|
| 4/16 | W | 4-1 | Home |
| 4/18 | W | 4-0* | Home |
| 4/21 | W | 4-1 | Away |
| 4/23 | W | 6-5 | Away |

* Shutout by Chris Osgood
Detroit won series 4 games to 0

DETROIT VS. ANAHEIM

| Date | W/L | Score | Home/Away |
|------|-----|-----------|-----------|
| 5/1 | W | 3-2 | Home |
| 5/3 | L | 3-4 (OT)# | Home |
| 5/5 | L | 1-2 | Away |
| 5/7 | W | 6-3 | Away |
| 5/10 | W | 4-1 | Home |
| 5/12 | L | 1-2 | Away |
| 5/14 | W | 4-3 | Home |

Todd Marchant scored at 1:15 of 3OT
series 4 games to 3

DETROIT VS. CHICAGO

| Date | W/L | Score | Home/Away |
|------|-----|-------------|-----------|
| 5/17 | W | 5-2 | Home |
| 5/19 | W | 3-2 (OT)# | Home |
| 5/22 | L | 3-4 (OT)## | Away |
| 5/24 | W | 6-1 | Away |
| 5/27 | W | 2-1 (OT)### | Home |

Mikael Samuelsson scored at 5:14 of OT

Patrick Sharp scored at 1:52 of OT

Darren Helm scored at 3:58 of OT

Detroit won series 4 games to 1

STANLEY CUP FINALS

DETROIT VS. PITTSBURGH

| Date | W/L | Score | Home/Away |
|------|-----|-------|-----------|
| 5/30 | W | 3-1 | Home |
| 5/31 | W | 3-1 | Home |
| 6/2 | L | 2-4 | Away |
| 6/4 | L | 2-4 | Away |
| 6/6 | W | 5-0* | Home |
| 6/9 | L | 1-2 | Away |
| 6/12 | L | 1-2 | Home |

*Shutout by Chris Osgood

Pittsburgh won series 4 games to 3

2010

DETROIT VS. PHOENIX

| Date | W/L | Score | Home/Away |
|------|-----|-------|-----------|
| 4/14 | L | 2-3 | Away |
| 4/16 | W | 7-4+ | Away |
| 4/18 | L | 2-4 | Home |
| 4/20 | W | 3-0* | Home |
| 4/23 | W | 4-1 | Away |
| 4/25 | L | 2-5 | Home |
| 4/27 | W | 6-1 | Away |

+Hat trick by Henrik Zetterberg

*Shutout by Jimmy Howard

Detroit won series 4 games to 3

DETROIT VS. SAN JOSE

| Date | W/L | Score | Home/Away |
|------|-----|----------|-----------|
| 4/29 | L | 3-4 | Away |
| 5/2 | L | 3-4 | Away |
| 5/4 | L | 3-4(OT)# | Home |
| 5/6 | W | 7-1+ | Home |
| 5/8 | L | 1-2 | Away |

#Patrick Marleau scored at 7:07 of OT

+4-goal game by Johan Franzen

San Jose won series 4 games to 1

GAME-BY-GAME STANLEY CUP PLAYOFFS RESULTS



2011

DETROIT VS. PHOENIX

| Date | W/L | Score | Home/Away |
|------|-----|-------|-----------|
| 4/13 | W | 4-2 | Home |
| 4/16 | W | 4-3 | Home |
| 4/18 | W | 4-2 | Away |
| 4/20 | W | 6-3 | Away |

Detroit won series 4 games to 0

DETROIT VS. SAN JOSE

| Date | W/L | Score | Home/Away |
|------|-----|-------------|-----------|
| 4/29 | L | 1-2 OT# | Away |
| 5/1 | L | 1-2 | Away |
| 5/4 | L | 3-4 (OT)##+ | Home |
| 5/6 | W | 4-3 | Home |
| 5/8 | W | 4-3 | Away |
| 5/10 | W | 3-1 | Home |
| 5/12 | L | 2-3 | Away |

San Jose won series 4 games to 3

#Benn Ferriero Scored At 7:03 of OT

##Devin Setoguchi Scored At 9:21 of OT

+ Hat Trick by Devin Setoguchi

2012

DETROIT VS. NASHVILLE

| Date | W/L | Score | Home/Away |
|------|-----|-------|-----------|
| 4/11 | L | 2-3 | Away |
| 4/13 | W | 3-2 | Away |
| 4/15 | L | 2-3 | Home |
| 4/17 | L | 1-3 | Home |
| 4/20 | L | 1-2 | Away |

Nashville won series 4 games to 1

2013

DETROIT VS. ANAHEIM

| Date | W/L | Score | Home/Away |
|------|-----|--------------|-----------|
| 4/30 | L | 1-3 | Away |
| 5/2 | W | 5-4 (OT)# | Away |
| 5/4 | L | 0-4* | Home |
| 5/6 | W | 3-2 (OT)## | Home |
| 5/8 | L | 2-3 (OT)### | Away |
| 5/10 | W | 4-3 (OT)#### | Home |
| 5/12 | W | 3-2 | Away |

#Gustav Nyquist scored at 1:21 of OT

*Shutout by Jonas Hiller

##Damien Brunner scored at 15:10 of OT

###Nick Bonino scored at 1:54 of OT

####Henrik Zetterberg scored at 1:04 of OT

Detroit won series 4 games to 3

DETROIT VS. CHICAGO

| Date | W/L | Score | Home/Away |
|------|-----|-----------|-----------|
| 5/15 | L | 1-4 | Away |
| 5/18 | W | 4-1 | Away |
| 5/20 | W | 3-1 | Home |
| 5/23 | W | 2-0* | Home |
| 5/25 | L | 1-4 | Away |
| 5/27 | L | 3-4 | Home |
| 5/29 | L | 1-2 (OT)# | Away |

*Shutout by Jimmy Howard

#Brent Seabrook scored at 3:35 of OT

Chicago won series 4 games to 3

2014

DETROIT VS. BOSTON

| Date | W/L | Score | Home/Away |
|------|-----|-----------|-----------|
| 4/18 | W | 1-0* | Away |
| 4/20 | L | 1-4 | Away |
| 4/22 | L | 0-3** | Home |
| 4/24 | L | 2-3 (OT)# | Home |
| 4/26 | L | 2-4 | Away |

*Shutout by Jimmy Howard

**Shutout by Tuukka Rask

#Jarome Iginla scored at 13:32

Boston won series 4 games to 1

RED WINGS TEAM PLAYOFFS RECORDS



MOST GOALS FOR, ONE PERIOD: 6

- at Toronto, Mar. 29, 1947, 3rd period, Detroit 9, Toronto 1;

MOST GOALS FOR, ONE GAME: 9

- vs. Toronto, Apr. 7, 1936, Detroit 9, Toronto 4;
- vs. Toronto, Mar. 29, 1947, Detroit 9, Toronto 1

MOST GOALS FOR, ONE YEAR: 76

- 2009 (18 vs. Columbus, 22 vs. Anaheim, 19 vs. Chicago, 17 vs. Pittsburgh)

MOST GOALS AGAINST, ONE YEAR: 57

- 1987 (20 vs. Chicago, 14 vs. Toronto, 23 vs. Edmonton)

MOST GOALS FOR, ONE SERIES: 32

- vs. Toronto, 1988

MOST GOALS AGAINST, ONE SERIES: 25

- vs. Toronto, 1942; Chicago, 1989

MOST GOALS FOR, ONE HOME GAME: 9

- vs. Toronto Apr. 7, 1936, Detroit 9, Toronto 4

MOST GOALS AGAINST, ONE HOME GAME: 8

- vs. Montréal, Apr. 23, 1978, Montréal 8, Detroit 0;
- vs. Chicago, April 13, 1985, Chicago 8, Detroit 2

MOST GOALS FOR, ONE ROAD GAME: 9

- vs. Toronto, Mar. 29, 1947, Detroit 9, Toronto 1

MOST GOALS AGAINST, ONE ROAD GAME: 9

- vs. Toronto, Apr. 14, 1942, Toronto 9, Detroit 3;
- vs. Chicago, April 10, 1985, Chicago 9, Detroit 5

FASTEST TWO GOALS: *5 seconds

- Apr. 11, 1965, second period vs. Chicago (both by Norm Ullman, 17:35, 17:40 against Glenn Hall), Detroit 4, Chicago 2

FASTEST THREE GOALS: 1:30

- Mar. 29, 1947, third period at Toronto (Jim Conacher, 17:30, Roy Conacher, 18:30; Ed Bruneteau, 19:00), Detroit 9, Toronto 1

FASTEST FOUR GOALS: 4:46

- Mar. 23, 1939, third period vs. Montréal Canadiens (Syd Howe, 13:44; Syd Howe, 14:39; Sid Abel, 17:02; Ed Wares, 18:30), Detroit 7, Montréal 3

MOST POWER-PLAY GOALS, ONE YEAR: 23

- 2009 vs. Columbus, Anaheim, Chicago, Dallas

MOST POWER-PLAY GOALS, ONE SERIES: 11

- vs. Toronto, 1988

MOST POWER-PLAY GOALS FOR, ONE GAME: 4

- vs. Montréal Canadiens Mar. 23, 1939, Detroit 7, Montréal 3;
- vs. Chicago Apr. 4, 1965, Detroit 6, Chicago 3;
- vs. Chicago Apr. 10, 1966, Detroit 7, Chicago 0;
- vs. Toronto, Apr. 29, 1993, Detroit 7, Toronto 3;
- vs. Winnipeg, Apr. 23, 1996, Detroit 6, Winnipeg 1
- vs. Phoenix, May 3, 1998, Detroit 5, Phoenix 2

MOST POWER-PLAY GOALS FOR, ONE PERIOD: 3

- vs. Atlanta Apr. 11, 1978, Detroit 5, Atlanta 3;
- vs. Winnipeg Apr. 23, 1996, Detroit 6, Winnipeg 1;
- vs. St. Louis May 5, 1996, Detroit 8, St. Louis 3
- vs. Phoenix, May 3, 1998, Detroit 5, Phoenix 2
- vs. Pittsburgh, June 6, 2009, Detroit 5, Pittsburgh 0

MOST POWER-PLAY GOALS AGAINST, ONE YEAR: 20

- 1988 vs. Toronto, St. Louis, Edmonton

MOST POWER-PLAY GOALS AGAINST, ONE SERIES:

- 10 vs. Chicago, 1989

MOST POWER-PLAY GOALS AGAINST, ONE GAME: 4

- vs. Chicago, Mar. 28, 1963, Chicago 5, Detroit 2

MOST SHORTHANDED GOALS FOR, ONE GAME: 2

- vs. Toronto, Apr. 5, 1936 (Syd Howe, Bucko McDonald), Detroit 3, Toronto 1;
- vs. Toronto, Apr. 29, 1993 (Steve Yzerman, Paul Ysebaert), Detroit 7, Toronto 3;

RED WINGS TEAM PLAYOFFS RECORDS



- vs. Winnipeg, Apr. 12, 1996 (Coffey, Brown), Detroit 4, St. Louis 0
- vs. Vancouver, Apr. 27, 2002 (Lidstrom, Hull), Detroit 6, Vancouver 4
- vs. Calgary, Apr. 21, 2007 (CLEARY, Chelios) Detroit 5, Calgary 1

MOST SHORTHANDED GOALS, ONE PERIOD: 2

- vs. Toronto, Apr. 29, 1993 (Steve Yzerman, Paul Ysebaert), Detroit 7, Toronto 3
- vs. Vancouver, Apr. 27, 2002 (Lidstrom, Hull), Detroit 6, Vancouver 4
- vs. Calgary, Apr. 21, 2007 (CLEARY, Chelios) Detroit 5, Calgary 1

MOST SHORTHANDED GOALS, ONE YEAR: 7

- 2002 vs. Vancouver, St. Louis, Colorado, Carolina

MOST SHORTHANDED GOALS AGAINST, ONE GAME: 2

- vs. Montréal, Apr. 23, 1978, Montréal 8, Detroit 0;
- vs. Chicago, Apr. 11, 1989, Detroit 6, Chicago 4
- vs. Phoenix, Apr. 24, 1998, Phoenix 7, Detroit 4

MOST SHORTHANDED GOALS AGAINST, ONE PERIOD: 2

- vs. Montréal, Apr. 23, 1978, Montréal 8, Detroit 0
- vs. Phoenix, Apr. 24, 1998, Phoenix 7, Detroit 4 (both SHG unassisted by Jeremy Roenick)

MOST SHORTHANDED GOALS AGAINST, ONE YEAR: 4

- vs. Chicago, 1989

MOST PENALTY MINUTES, ONE GAME: *152

- vs. St. Louis, Apr. 12, 1991

MOST PENALTY MINUTES, ONE PERIOD: 114

- vs. St. Louis, Apr. 12, 1991

MOST PENALTIES, ONE GAME: 33#

- vs. St. Louis, Apr. 12, 1991

MOST PENALTIES, ONE PERIOD: 20

- vs. St. Louis, Apr. 12, 1991

MOST CONSECUTIVE VICTORIES, ONE YEAR: 9

- 2008 vs. Nashville, Colorado and Dallas

MOST CONSECUTIVE VICTORIES: 11

- Final five games of 1998 (Dallas, Washington) and first six games of 1999 (Anaheim, Colorado)

MOST CONSECUTIVE DEFEATS: 8

- Final four games of 1966 Finals vs. Montréal; first four in '70 vs. Chicago

MOST CONSECUTIVE HOME VICTORIES: 11

- Apr. 16, 1954, vs. Montréal; Mar. 22-24, 1955, vs. Toronto; Apr. 3-5-10-14, 1955, vs. Montréal; Mar. 20-22-29, 1956, vs. Toronto; April 5, 1956, vs. Montréal

MOST CONSECUTIVE HOME DEFEATS: 5

- Apr. 22, 1945, vs. Toronto; Mar. 24-26, 1946, vs. Boston; Apr. 1-3, 1947, vs. Toronto; Apr. 28-May 1-5, 1966, vs. Montréal; Apr. 11-12, 1970, vs. Chicago; Apr. 21-23, 1978, vs. Montréal; Apr. 7-8, 1985, vs. St. Louis; Apr. 13, 1985, vs. Chicago

MOST CONSECUTIVE ROAD VICTORIES: 6 (twice)

- Apr. 28, 1998 vs. Phoenix; May 3, 1998 vs. Phoenix; May 12, 1998 vs. St. Louis; May 14, 1998 vs. St. Louis; May 19, 1998 vs. St. Louis; May 24, 1998 vs. Dallas
- June 13, 1998 vs. Washington; June 16, 1998 vs. Washington; Apr. 25, 1999 vs. Anaheim; Apr. 27, 1999 vs. Anaheim; May 7, 1999 vs. Colorado; May 9, 1999 vs. Colorado

MOST CONSECUTIVE ROAD DEFEATS: 8

- Mar. 27, 1956, vs. Toronto; Mar. 31, 1956, vs. Montréal; Apr. 3-10, 1956, vs. Montréal; Mar. 31-Apr. 10, 1957, vs. Boston; Mar. 25-27, 1958, vs. Montréal

MOST CONSECUTIVE SEASONS QUALIFYING FOR PLAYOFFS: 23

- 1991 through present

MOST CONSECUTIVE SEASONS NOT QUALIFYING FOR PLAYOFFS: 7

- 1971 through '77

EARLIEST PLAYOFF DATE: Mar. 19

- 1929 vs. Toronto; 1940 vs. New York Americans;
- 1946 vs. Boston

LATEST PLAYOFF DATE: June 24 - 1995 vs. New Jersey

*-NHL record

#-Shares NHL record

ACTIVE PLAYERS IN CAPITALS

RED WINGS INDIVIDUAL PLAYOFFS RECORDS



MOST YEARS IN PLAYOFFS: 20 - Steve Yzerman, Nicklas Lidstrom

MOST CONSECUTIVE YEARS IN PLAYOFFS: 20 - Nicklas Lidstrom (1992-2012)

MOST GAMES, CAREER: 263 - Nicklas Lidstrom

MOST POINTS, CAREER: 185 - Steve Yzerman

MOST GOALS, CAREER: 70 - Steve Yzerman

MOST ASSISTS, CAREER: 129 - Nicklas Lidstrom

MOST GAMES, ONE YEAR: 23 - 14 Players on 2002 team and 13 players on 2009 team

MOST POINTS, ONE YEAR: 27

- HENRIK ZETTERBERG, 13 goals, 14 assists, 2008, 22 games

MOST GOALS, ONE YEAR: 13

- JOHAN FRANZEN, 2008, 16 games

- HENRIK ZETTERBERG, 2008, 22 games

MOST ASSISTS, ONE YEAR: 18

- Sergei Fedorov, 1996, 19 games

- Steve Yzerman, 1998, 22 games

MOST POINTS, ONE GAME: 6

- JOHAN FRANZEN (4 goals, 2 assists) on May 6, 2010

MOST GOALS, ONE GAME: 4

- Carl Liscombe (Apr. 3, 1945, vs. Boston)

- Ted Lindsay (Apr. 5, 1955, vs. Montréal)

- JOHAN FRANZEN, May 6, 2010 vs. San Jose

MOST ASSISTS, ONE GAME: 4

- Dutch Reibel, Apr. 5, 1955, vs. Montréal;

- Sergei Fedorov (twice), Apr. 23, 1996 vs. Winnipeg and May 23, 1996 vs. Colorado

- Chris Chelios, Apr. 27, 2002 at Vancouver

- Nicklas Lidstrom, Apr. 21, 2007 vs. Calgary

- Todd Bertuzzi, May 6, 2010 vs. San Jose

MOST GOALS ONE SERIES: 9 - JOHAN FRANZEN, 2008 vs. Colorado

MOST ASSISTS ONE SERIES: 9 - Paul Coffey, 1993 vs. Toronto

MOST POINTS ONE SERIES: 13 - Norm Ullman, 1964 vs. Chicago

MOST PENALTY MINUTES ONE SERIES: 50 - Bob Probert, 1991 vs. St. Louis

MOST POINTS BY ROOKIE: 9 - Shawn Burr, 1987

MOST GOALS BY ROOKIE: 7 - Shawn Burr, 1987

MOST ASSISTS BY ROOKIE: 5 - Paul Woods, 1978; Sergei Fedorov, 1991

LONGEST POINT STREAK: 12 games

- Gordie Howe, 1964

- JOHAN FRANZEN, 2010

LONGEST GOAL STREAK: 5 games - Gordie Howe, 1949, '64; Ted Lindsay, 1952,

JOHAN FRANZEN, 2008

MOST POINTS BY ONE LINE, ONE YEAR: 51

- 1955 vs. Toronto, Montréal, 11 games (Gordie Howe, 9-11-20; Dutch Reibel, 5-7-12;

Ted Lindsay, 7-12-19)

MOST THREE-GOAL GAMES, CAREER: 4

- Steve Yzerman, 1 in 1989, 1 in 1991, 1 in 1996, 1 in 1999

MOST THREE-GOAL GAMES, ONE YEAR: 2 - Norm Ullman, 1964; Petr Klima, 1988,

JOHAN FRANZEN, 2008

MOST THREE-GOAL GAMES, ONE SERIES: 2 - Norm Ullman, 1964,

JOHAN FRANZEN, 2008

MOST POWER-PLAY GOALS, CAREER: 26 - Steve Yzerman

MOST POWER-PLAY GOALS, ONE YEAR: 6

- Andy Bathgate, 1966, 12 games;

- Dino Ciccarelli, 1995, 16 games;

- Dino Ciccarelli, 1996, 17 games

MOST POWER-PLAY GOALS, ONE SERIES: (5)

- Andy Bathgate, 1966, vs. Chicago, 6 games

MOST POWER-PLAY GOALS, ONE GAME: 3

- Syd Howe, Mar. 23, 1939, vs. Montréal;

- Dino Ciccarelli (twice), Apr. 29, 1993, at Toronto, May 11, 1995, at Dallas

MOST POWER-PLAY GOALS, ONE PERIOD: 2

- Syd Howe, Mar. 23, 1939, third period vs. Montréal;

*-NHL record # -Shares NHL record ACTIVE PLAYERS IN CAPITALS

RED WINGS INDIVIDUAL PLAYOFFS RECORDS



- Floyd Smith, Apr. 10, 1966, first period at Chicago;
- Dino Ciccarelli, Apr. 29, 1993, second period at Toronto

MOST POINTS, ONE PERIOD: 4

- JOHAN FRANZEN (3 goals, 1 assist) on May 6, 2010 in first period

MOST GOALS, ONE PERIOD: 3 – Ted Lindsay, Apr. 5, 1955, second period vs. Montréal

MOST ASSISTS, ONE PERIOD: 3#

- Alex Delvecchio, Apr. 14, 1966, third period vs. Chicago
- Vyacheslav Kozlov, May 21, 1995 third period vs. San Jose
- Chris Chelios, Apr. 27, 2002 second period at Vancouver
- Mikael Samuelsson, May 22, 2007 at Anaheim

MOST POINTS BY DEFENSEMAN, ONE YEAR: 19

- Nicklas Lidstrom, 1998, 22 games

MOST POINTS BY DEFENSEMAN, ONE GAME: 5

- Eddie Bush, Apr. 9, 1942, at Toronto (1 goal, 4 assists)

MOST GOALS BY DEFENSEMAN, ONE YEAR: 6

- Paul Coffey, 1995, 18 games
- Nicklas Lidstrom, 1998, 22 games

MOST ASSISTS BY DEFENSEMAN, ONE YEAR: 15

- NIKLAS KRONWALL, 2008, 22 games

MOST ASSISTS BY DEFENSEMAN, ONE GAME: 4

- Eddie Bush, Apr. 9, 1942, at Toronto;
- Chris Chelios, Apr. 27, 2002 at Vancouver
- Nicklas Lidstrom, Apr. 21, 2007 vs. Calgary

MOST GAME-WINNING GOALS, CAREER: 12 – Vyacheslav Kozlov, Steve Yzerman

MOST GAME-WINNING GOALS, ONE YEAR: 5

- JOHAN FRANZEN, 2008

MOST SHORTHANDED GOALS, CAREER: 5

- Kirk Maltby

MOST SHORTHANDED GOALS, GAME: 1 (several times)

- Most recent Marian Hossa, May 24, 2009 vs. Chicago

MOST OVERTIME GOALS, CAREER: 2

- Leo Reise, Mud Bruneteau, Syd Howe, Ted Lindsay, Vyacheslav Kozlov, Brendan Shanahan, JOHAN FRANZEN, Kirk Maltby

MOST OVERTIME GOALS, ONE YEAR: 2 – Leo Reise, 1950

FASTEST GOAL FROM START OF GAME: 9 seconds

- Gordie Howe, Apr. 1, 1954, vs. Toronto against Harry Lumley

FASTEST TWO GOALS: *5 seconds

- Norm Ullman, Apr. 11, 1965, second period vs. Chicago, 17:35, 17:40 against Glenn Hall

MOST PENALTY MINUTES, CAREER: 218 – Gordie Howe

MOST PENALTY MINUTES, ONE YEAR: 71 – Joe Kocur, 1987, 16 games

MOST PENALTY MINUTES, ONE GAME: 29

- Randy McKay, Apr. 12, 1991, vs. St. Louis, 2 minors, 3 majors, game misconduct

MOST GAMES BY GOALTENDER, CAREER: 110 – Chris Osgood

MOST GAMES BY GOALTENDER, ONE YEAR: 23, Chris Osgood, 2008 and Dominik Hasek, 2002

MOST MINUTES BY GOALTENDER, ONE YEAR: 1455 – Dominik Hasek, 2002, 23 games

MOST SHUTOUTS, CAREER: 14 – Chris Osgood

MOST SHUTOUTS, ONE YEAR: 6

- Dominik Hasek, 2002 vs. Vancouver, St. Louis, Colorado, Carolina 23 games

LONGEST SHUTOUT SEQUENCE, ONE YEAR: 248 minutes, 32 seconds

- Norm Smith, 1936, vs. Montréal Maroons

LONGEST SHUTOUT SEQUENCE, ONE GAME: 176 minutes, 30 seconds

- Norm Smith, Mar. 24-25, 1936, at Montréal; Detroit 1, Montréal Maroons 0; winning goal by Mud Bruneteau

SHUTOUT BY DETROIT GOALIE IN PLAYOFF DEBUT:

- Norm Smith, Mar. 24-25, 1936, at Montréal; Detroit 1, Montréal Maroons 0, 6 OTs;
- Chris Osgood, Apr. 20, 1994, vs. San Jose; Detroit 4, San Jose 0

*-NHL record # -Shares NHL record **ACTIVE PLAYERS IN CAPITALS**

ALL-TIME PLAYOFF SCORING LEADERS

| PLAYER | GP | G | A | PTS |
|--------------------------|------------|-----------|-----------|------------|
| Steve Yzerman | 196 | 70 | 115 | 185 |
| Nicklas Lidstrom | 263 | 54 | 129 | 183 |
| Sergei Fedorov | 162 | 50 | 113 | 163 |
| Gordie Howe | 154 | 67 | 91 | 158 |
| HENRIK ZETTERBERG | 125 | 56 | 60 | 116 |
| PAVEL DATSYUK | 145 | 39 | 69 | 108 |
| Alex Delvecchio | 121 | 35 | 69 | 104 |
| Tomas Holmstrom | 180 | 46 | 51 | 97 |
| Ted Lindsay | 123 | 44 | 44 | 88 |
| JOHAN FRANZEN | 107 | 42 | 39 | 81 |
| Vyacheslav Kozlov | 114 | 42 | 37 | 79 |
| Brendan Shanahan | 106 | 33 | 41 | 74 |
| Norm Ullman | 80 | 27 | 47 | 74 |
| Igor Larionov | 105 | 20 | 39 | 59 |
| Sid Abel | 96 | 28 | 30 | 58 |
| Valtteri Filppula | 105 | 19 | 38 | 57 |
| Paul Coffey | 49 | 14 | 36 | 50 |
| DAN CLEARY | 111 | 23 | 26 | 49 |
| Darren McCarty | 167 | 21 | 26 | 47 |
| Kris Draper | 220 | 24 | 22 | 46 |
| Syd Howe | 68 | 17 | 27 | 44 |
| NIKLAS KRONWALL | 98 | 5 | 39 | 44 |
| Bob Probert | 63 | 14 | 29 | 43 |
| Carl Liscombe | 59 | 22 | 19 | 41 |
| Brian Rafalski | 63 | 12 | 28 | 40 |
| Gerard Gallant | 58 | 18 | 21 | 39 |
| Martin Lapointe | 86 | 17 | 22 | 39 |
| Adam Oates | 38 | 12 | 27 | 39 |
| Mikael Samuelsson | 74 | 14 | 23 | 37 |
| Mud Bruneteau | 77 | 23 | 14 | 37 |
| Red Kelly | 94 | 16 | 21 | 37 |
| Doug Brown | 71 | 16 | 19 | 35 |
| Larry Murphy | 67 | 7 | 27 | 34 |
| Joe Carveth | 57 | 19 | 14 | 33 |
| Shawn Burr | 79 | 16 | 17 | 33 |
| Jiri Hudler | 66 | 12 | 21 | 33 |
| Dino Ciccarelli | 47 | 24 | 8 | 32 |
| Kirk Maltby | 169 | 16 | 15 | 31 |
| Marcel Pronovost | 118 | 7 | 23 | 30 |
| Don Grosso | 44 | 15 | 14 | 29 |
| Marty Pavelich | 91 | 13 | 15 | 28 |
| Chris Chelios | 103 | 3 | 25 | 28 |
| Petr Klima | 31 | 13 | 14 | 27 |
| Steve Chiasson | 46 | 12 | 14 | 26 |
| Metro Prystai | 43 | 12 | 14 | 26 |
| Brent Ashton | 32 | 11 | 14 | 25 |
| Brad Stuart | 72 | 6 | 19 | 25 |
| Brett Hull | 39 | 13 | 11 | 24 |
| Todd Bertuzzi | 50 | 7 | 17 | 24 |
| Ray Sheppard | 42 | 14 | 9 | 23 |
| Herbie Lewis | 38 | 13 | 10 | 23 |
| Floyd Smith | 44 | 12 | 11 | 23 |
| Bruce MacGregor | 55 | 9 | 14 | 23 |

ALL-TIME PLAYOFF SCORING LEADERS continued

| PLAYER | GP | G | A | PTS |
|--|----|----|----|-----|
| Robert Lang | 36 | 9 | 14 | 23 |
| Marty Berry | 23 | 9 | 12 | 21 |
| John Chabot | 22 | 5 | 16 | 21 |
| John Wilson | 50 | 11 | 9 | 20 |
| Vic Stasiuk | 40 | 10 | 10 | 20 |
| John Sorrell | 31 | 8 | 12 | 20 |
| Dutch Reibel | 35 | 6 | 14 | 20 |
| Viacheslav Fetisov | 78 | 1 | 19 | 20 |
| ACTIVE PLAYERS IN BOLD CAPITALS | | | | |

ALL-TIME PLAYOFF GOALTENDING LEADERS

| PLAYER | YRS | GP | W | L | T | GA | SO | AVG |
|--|----------|-----------|-----------|-----------|---|------------|----------|-------------|
| Chris Osgood | 12 | 110 | 67 | 37 | | 221 | 14 | 2.02 |
| Terry Sawchuk | 10 | 85 | 46 | 37 | | 208 | 11 | 2.41 |
| Mike Vernon | 3 | 42 | 30 | 12 | | 88 | 2 | 2.08 |
| Dominik Hasek | 3 | 45 | 28 | 17 | | 89 | 8 | 1.91 |
| Harry Lumley | 5 | 54 | 24 | 30 | | 131 | 6 | 2.30 |
| JIMMY HOWARD | 5 | 45 | 21 | 24 | | 115 | 3 | 2.53 |
| John Mowers | 4 | 32 | 19 | 13 | | 85 | 2 | 2.55 |
| Greg Stefan | 5 | 30 | 12 | 17 | | 99 | 1 | 3.54 |
| Norm Smith | 2 | 12 | 9 | 2 | | 18 | 3 | 1.32 |
| Glen Hanlon | 3 | 18 | 9 | 6 | | 42 | 3 | 2.58 |
| Roger Crozier | 4 | 23 | 9 | 12 | | 57 | 1 | 2.74 |
| Tim Cheveldae | 3 | 25 | 9 | 15 | | 71 | 2 | 3.00 |
| Glenn Hall | 2 | 15 | 6 | 9 | | 43 | 0 | 2.85 |
| Cecil Thompson | 2 | 11 | 5 | 6 | | 27 | 1 | 2.40 |
| Wilf Cude | 1 | 9 | 4 | 5 | | 21 | 1 | 2.12 |
| Manny Legace | 3 | 11 | 4 | 6 | | 27 | 0 | 2.54 |
| Curtis Joseph | 2 | 13 | 4 | 8 | | 22 | 1 | 1.64 |
| Earl Robertson | 1 | 6 | 3 | 2 | | 8 | 2 | 1.41 |
| Jim Rutherford | 1 | 3 | 2 | 1 | | 12 | 0 | 4.00 |
| John Ross Roach | 1 | 4 | 2 | 2 | | 8 | 1 | 2.00 |
| Bill Ranford | 1 | 4 | 2 | 2 | | 10 | 1 | 3.27 |
| Ralph Almas | 1 | 5 | 1 | 3 | | 13 | 0 | 2.97 |
| Hank Bassen | 2 | 5 | 1 | 3 | | 11 | 0 | 2.44 |
| Bob Champoux | 1 | 1 | 1 | 0 | | 4 | 0 | 4.36 |
| Vincent Riendeau | 1 | 2 | 1 | 0 | | 4 | 0 | 3.28 |
| Ron Low | 1 | 4 | 1 | 3 | | 17 | 0 | 4.25 |
| Connie Dion | 1 | 5 | 1 | 4 | | 17 | 0 | 3.40 |
| Ty Conklin | 1 | 1 | 0 | 0 | | 0 | 0 | 0.00 |
| Kevin Hodson | 1 | 1 | 0 | 0 | | 0 | 0 | 0.00 |
| Allan Bester | 1 | 1 | 0 | 0 | | 1 | 0 | 3.00 |
| Sam St. Laurent | 1 | 1 | 0 | 0 | | 1 | 0 | 5.82 |
| Jim Franks | 1 | 1 | 0 | 1 | | 2 | 0 | 4.00 |
| Eddie Mio | 1 | 1 | 0 | 1 | | 3 | 0 | 2.86 |
| Norm Maracle | 2 | 2 | 0 | 0 | | 3 | 0 | 3.08 |
| Alex Connell | 1 | 2 | 0 | 1 | 1 | 3 | 0 | 1.50 |
| JONAS GUSTAVSSON | 1 | 2 | 0 | 2 | | 6 | 0 | 2.71 |
| Clarence Dolson | 1 | 2 | 0 | 2 | | 7 | 0 | 3.50 |
| Corrado Micalef | 1 | 3 | 0 | 0 | | 8 | 0 | 4.80 |
| Bob Essensa | 1 | 4 | 0 | 2 | | 9 | 0 | 4.94 |
| Roy Edwards | 1 | 4 | 0 | 3 | | 11 | 0 | 3.20 |
| ACTIVE PLAYERS IN BOLD CAPITALS | | | | | | | | |

RED WINGS IN NHL ALL-STAR GAMES



SKATERS

| | GP | YEARS |
|----------------------|----------|--|
| * Gordie Howe | 22 | 48, 49, 50, 51, 52, 53, 54, 55, 57, 58, 59, 60, 61, 62, 63, 64, 65, 67, 68, 69, 70, 71 |
| * Alex Delvecchio | 13 | 53, 54, 55, 56, 57, 58, 59, 61, 62, 63, 64, 65, 67 |
| * Nicklas Lidstrom | 12 | 96, 98, 99, 2000, 01, 02, 03, 04, 07, 08, 09, 11 |
| * Ted Lindsay | 10 | 57, 48, 49, 50, 51, 52, 53, 54, 55, 56 |
| * Steve Yzerman | 10 | 84, 88, 89, 90, 91, 92, 93, 97, 99#, 2000 |
| * Red Kelly | 9 | 50, 51, 52, 53, 54, 55, 56, 57, 58 |
| * Marcel Pronovost | 9 | 50, 54, 55, 57, 58, 59, 60, 61, 63 |
| * Norm Ullman | 8 | 55, 60, 61, 62, 63, 64, 67, 68 |
| * John Ogrodnick | 5 | 81, 82, 84, 85, 86 |
| * Brendan Shanahan | 5 | 97, 98, 99, 2000, 02 |
| * Sergei Fedorov | 6 | 92, 94, 96, 01, 02, 03 |
| PAVEL DATSYUK | 5 | 2002, 04, 08, 09, 12 |
| * Marty Pavelich | 4 | 50, 52, 54, 55 |
| * Bob Goldham | 4 | 50, 52, 54, 55 |
| * Jack Stewart | 3 | 47, 48, 49 |
| * Sid Abel | 3 | 49, 50, 51 |
| * Metro Prystai | 3 | 50, 53, 54 |
| * Reed Larson | 3 | 78, 80, 81 |
| * Paul Coffey | 3 | 93, 94, 96 |
| + Ebbie Goodfellow | 2 | 37, 39 |
| * Bill Quackenbush | 2 | 47, 48 |
| * Leo Reise | 2 | 50, 51 |
| * Tony Leswick | 2 | 52, 54 |
| * Frank Mahovlich | 2 | 69, 70 |
| * Red Berenson | 2 | 72, 74 |
| * Viacheslav Fetisov | 2 | 97, 98 |
| * Chris Chelios | 2 | 2000, 02 |
| + Herbie Lewis | 1 | 34 |
| + Syd Howe | 1 | 39 |
| + Marty Barry | 1 | 37 |
| + Larry Aurie | 1 | 34 |
| + Bud Poile | 1 | 48 |
| * Reg Sinclair | 1 | 52 |
| * Bill Gadsby | 1 | 65 |
| * Carl Brewer | 1 | 70 |
| * Gary Bergman | 1 | 72 |
| * Mickey Redmond | 1 | 74 |
| * Marcel Dionne | 1 | 75 |
| * Dan Maloney | 1 | 76 |
| * Nick Libett | 1 | 77 |
| * Willie Huber | 1 | 83 |
| * Bob Probert | 1 | 88 |
| * Steve Chiasson | 1 | 93 |
| * Igor Larionov | 1 | 98 |
| * Larry Murphy | 1 | 99 |

GOALTENDERS

| | GP | YEARS |
|---------------------|----------|----------------------------|
| * Terry Sawchuk | 7 | 50, 51, 52, 53, 54, 59, 63 |
| * Glenn Hall | 2 | 55, 56 |
| * Chris Osgood | 2 | 96, 08 |
| + Norm Smith | 1 | 37 |
| * Tim Cheveldae | 1 | 92 |
| * Dominik Hasek | 1 | 02 |
| JIMMY HOWARD | 1 | 12 |

COACHES

| | GC | YEARS |
|---------------------|----------|----------------|
| * Tommy Ivan | 4 | 48, 49, 50, 52 |
| * Sid Abel | 4 | 61, 63, 64, 67 |
| * Scotty Bowman | 3 | 96, 2000, 02 |
| * Jimmy Skinner | 2 | 54, 55 |
| + Jack Adams | 1 | 37 |
| * Dave Lewis | 1 | 04 |
| MIKE BABCOCK | 1 | 08 |

#Did not play due to injury.

*Includes games as member of defending Stanley Cup champions in '50, '54 or '55.

+Appeared in Bailey ('34), Morenz ('37), Seibert ('39) benefit All-Star games.

24 other Red Wings appeared in All-Star games, but only as members of defending Stanley Cup champions in '50, '54 or '55.

**ACTIVE PLAYERS/COACHES
IN BOLD CAPITALS**

CHAMPIONSHIPS & STANLEY CUP FINALISTS



STANLEY CUP: 1936, 37, 43, 50, 52, 54, 55, 97, 98, 2002, 08

LEAGUE CHAMPIONS/BEST REGULAR-SEASON RECORD: 35-36, 36-37, 42-43,
..... 48-49, 49-50, 50-51, 52-53, 53-54, 54-55, 56-57,
..... 64-65, 95, 95-96, 01-02, 03-04, 05-06, 07-08

DIVISION CHAMPIONS (REGULAR SEASON)

American Division: 1933-34, 1934-35, 35-36, 36-37

Norris Division: 87-88, 88-89, 91-92

Central Division: 93-94, 95, 95-96, 98-99, 2000-01, 01-02, 02-03,
..... 03-04, 05-06, 06-07, 07-08, 08-09, 10-11

DIVISION CHAMPIONS (PLAYOFFS):

Norris Division: 1987, 88

STANLEY CUP FINALISTS: 1934, 36, 37, 41, 42, 43, 45, 48, 49, 50, 52, 54,
..... 55, 56, 61, 63, 64, 66, 95, 97, 98, 2002, 08, 09



ENTRY DRAFT SELECTIONS (Since Inception in 1963)

| Round | Overall | | | | |
|-----------------------|---------|--------------------|-----|---------------------|-----|
| 1963 | | 5 Blair Stewart | 75 | 1978 | |
| 1 Pete Mahovlich | 2 | 6 Glen Cikello | 91 | 1 Willie Huber | 9 |
| 2 Bill Cosburn | 8 | 7 Brian Middleton | 107 | 1 Brent Peterson | 12 |
| 1964 | | 8 Dennis Polonich | 123 | 2 Glenn Hicks | 28 |
| 1 Claude Gauthier | 1 | 9 Dennis O'Brien | 135 | 2 Al Jensen | 31 |
| 2 Brian Watts | 7 | 9 Tom Newman | 138 | 3 Doug Derkson | 53 |
| 3 Ralph Buchanan | 13 | 9 Ray Bibeau | 139 | 4 Bjorn Skaare | 62 |
| 4 Ronald LeClerc | 19 | 10 Kevin Neville | 151 | 5 Ted Nolan | 78 |
| 1965 | | 10 Ken Gibb | 154 | 6 Sylvain Locas | 95 |
| 1 George Forge | 3 | 10 Mitch Brandt | 155 | 7 Wes George | 112 |
| 2 Bob Birdsell | 8 | 1974 | | 8 John Barrett | 129 |
| 1966 | | 1 Bill Lochead | 9 | 9 Jim Malazdrewicz | 146 |
| 1 Steve Atkinson | 6 | 3 Dan Mandryk | 44 | 10 Geoff Shaw | 163 |
| 2 Jim Whitaker | 12 | 3 Bill Evo | 45 | 11 Carl VanHarrewyn | 178 |
| 3 Lee Carpenter | 18 | 4 Michel Bergeron | 63 | 12 Ladislav Svozil | 194 |
| 4 Grant Cole | 24 | 5 John Taft | 81 | 13 Tom Bailey | 208 |
| 1967 | | 6 Don Dufek | 99 | 14 Larry Lozinski | 219 |
| 1 Ron Barkwell | 9 | 7 Jack Carlson | 117 | 15 Randy Betty | 224 |
| 2 Alan Karlander | 17 | 8 Gregg Steele | 134 | 16 Brian Crawley | 226 |
| 1968 | | 9 Glen McLeod | 151 | 17 Doug Feasby | 228 |
| 1 Steve Andrascik | 11 | 1975 | | 1979 | |
| 2 Herb Boxer | 17 | 1 Rick Lapointe | 5 | 1 Mike Foligno | 3 |
| 1969 | | 2 Jerry Rollins | 23 | 3 Jody Gage | 45 |
| 1 Jim Rutherford | 10 | 3 Al Cameron | 37 | 3 Boris Fistic | 46 |
| 2 Ron Garwasiuk | 21 | 3 Blair Davidson | 45 | 4 John Ogradnick | 66 |
| 3 Wayne Hawrysh | 33 | 3 Clarke Hamilton | 50 | 5 Joe Paterson | 87 |
| 4 Warren Chernecki | 45 | 4 Mike Wirachowski | 59 | 6 Carmine Cirella | 108 |
| 5 Wally Olds | 57 | 5 Mike Wong | 77 | 1980 | |
| 1970 | | 6 Mike Harazny | 95 | 1 Mike Blaisdell | 11 |
| 3 Serge Lajeunesse | 12 | 7 Jean-Luc Phaneuf | 113 | 3 Mark Osborne | 46 |
| 2 Bob Guindon | 26 | 8 Steve Carlson | 131 | 5 Mike Corrigan | 88 |
| 3 Yvon Lambert | 40 | 9 Gary Vaughn | 148 | 6 Wayne Crawford | 109 |
| 4 Tom Johnstone | 54 | 10 Jean Thibodeau | 164 | 7 Mike Braun | 130 |
| 5 Tom Mellor | 68 | 11 Dave Hanson | 176 | 8 John Beukeboom | 151 |
| 6 Bernard McNeil | 82 | 11 Robin Larson | 178 | 9 Dave Miles | 172 |
| 7 Ed Hays | 95 | 1976 | | 10 Brian Rorabeck | 193 |
| 1971 | | 1 Fred Williams | 4 | 1981 | |
| 1 Marcel Dionne | 2 | 2 Reed Larson | 22 | 2 Claude Loiselle | 23 |
| 2 Henry Boucha | 16 | 3 Fred Berry | 40 | 3 Corrado Micalef | 44 |
| 3 Ralph Hostopiavouri | 30 | 4 Kevin Schamehorn | 58 | 5 Larry Trader | 86 |
| 4 George Hulme | 44 | 5 Dwight Schofield | 76 | 6 Gerard Gallant | 107 |
| 5 Earl Anderson | 58 | 6 Tony Horvath | 94 | 7 Greg Stefan | 128 |
| 6 Charlie Shaw | 72 | 7 Fern LeBlanc | 111 | 8 Rick Zombo | 149 |
| 7 Jim Nahrgang | 86 | 8 Claude Legris | 120 | 9 Don LeBlanc | 170 |
| 8 Bob Boyd | 100 | 1977 | | 10 Robert Nordmark | 191 |
| 1972 | | 1 Dale McCourt | 1 | 1982 | |
| 2 Pierre Guite | 26 | 3 Rick Vasko | 37 | 1 Murray Craven | 17 |
| 3 Bob Kreiger | 42 | 4 John Hilworth | 55 | 2 Yves Courteau | 23 |
| 4 Danny Gruen | 68 | 5 Jim Korn | 73 | 3 Carmine Vani | 44 |
| 5 Dennis Johnson | 74 | 6 Jim Baxter | 91 | 4 Craig Cox | 66 |
| 6 Bill Miller | 90 | 7 Randy Wilson | 109 | 5 Brad Shaw | 86 |
| 7 Glen Seperich | 106 | 8 Ray Roy | 125 | 6 Claude Vilgrain | 107 |
| 8 Mike Ford | 122 | 9 Kip Churchill | 141 | 7 Greg Hudak | 128 |
| 9 George Kuzmicz | 138 | 10 Lance Gatoni | 155 | 8 Pat Lahey | 149 |
| 12 Dave Arundel | 150 | 11 Rob Plumb | 163 | 9 Gary Cullen | 170 |
| 1973 | | 12 Alan Belanger | 170 | 10 Brent Meckling | 191 |
| 1 Terry Richardson | 11 | 13 Dean Willers | 175 | 11 Mike Stern | 212 |
| 3 Nelson Pyatt | 39 | 14 Roland Cloutier | 178 | 12 Shaun Reagan | 233 |
| 3 Robbie Neale | 43 | 15 Ed Hill | 181 | 1983 | |
| 4 Mike Korney | 59 | 16 Val James | 184 | 1 Steve Yzerman | 4 |
| | | 17 Grant Morin | 185 | 2 Lane Lambert | 25 |

RED WINGS ENTRY DRAFT SELECTIONS




| | | | | | |
|--------------------|-----|--------------------------|-----|----------------------|-----|
| 3 Bob Probert | 46 | 12 Tomas Jansson | 242 | 1993 | |
| 4 Dave Korol | 70 | 1988 | | 1 Anders Eriksson | 22 |
| 5 Petr Klima | 88 | 1 Kory Kocur | 17 | 2 Jon Coleman | 48 |
| 5 Joe Kocur | 91 | 2 Serge Anglehart | 38 | 3 Kevin Hilton | 74 |
| 6 Chris Pusey | 109 | 3 Guy Dupuis | 47 | 4 John Jakopin | 97 |
| 7 Bob Pierson | 130 | 3 Petr Hrbek | 59 | 4 Benoit Larose | 100 |
| 8 Craig Butz | 151 | 4 Sheldon Kennedy | 80 | 5 Norm Maracle | 126 |
| 9 Dave Sikorski | 172 | 7 Kelly Hurd | 143 | 6 Tim Spitzig | 152 |
| 10 Stu Grimson | 193 | 8 Brian McCormack | 164 | 7 Yuri Yeresko | 178 |
| 11 Jeff Frank | 214 | 9 Jody Praznik | 185 | 8 Viteslav Skuta | 204 |
| 12 Chuck Chiatto | 235 | 10 Glenn Goodall | 206 | 9 Ryan Shanahan | 230 |
| 1984 | | 11 Darren Colbourne | 227 | 10 Jim Kosecki | 256 |
| 1 Shawn Burr | 7 | 12 Don Stone | 248 | 11 Gord Hunt | 282 |
| 2 Doug Houda | 28 | 1989 | | 1994 | |
| 3 Milan Chalupa | 49 | 1 Mike Sillinger | 11 | 1 Yan Golubovsky | 23 |
| 5 Mats Lundstrom | 91 | 2 Bob Boughner | 32 | 2 Mathieu Dandenault | 49 |
| 6 Randy Hansch | 112 | 3 Nicklas Lidstrom | 53 | 3 Sean Gilliam | 75 |
| 7 Stefan Larsson | 133 | 4 Sergei Fedorov | 74 | 5 Frederic Deschenes | 114 |
| 8 Lars Karlsson | 152 | 5 Shawn McCosh | 95 | 5 Doug Battaglia | 127 |
| 8 Urban Nordin | 154 | 6 Dallas Drake | 116 | 6 Pavel Agarkov | 153 |
| 9 Bill Shibicky | 175 | 7 Scott Zygulski | 137 | 8 Jason Elliot | 205 |
| 10 Jay Rose | 195 | 8 Andy Suhy | 158 | 9 Jeff Mikesch | 231 |
| 11 Tim Kaiser | 216 | 9 Bob Jones | 179 | 10 Tomas Holmstrom | 257 |
| 12 Tom Nickolau | 236 | 10 Greg Bignell | 200 | 11 Toivo Suursoo | 283 |
| 1985 | | 10 Rick Judson | 204 | 1995 | |
| 1 Brent Fedyk | 8 | 11 Vladimir Konstantinov | 221 | 1 Maxim Kuznetsov | 26 |
| 2 Jeff Sharples | 29 | 12 Joseph Frederick | 242 | 2 Philippe Audet | 52 |
| 3 Steve Chiasson | 50 | 12 Jason Glickman | 246 | 3 Darryl Laplante | 58 |
| 4 Mark Gowans | 71 | 1990 | | 4 Anatoly Ustugov | 104 |
| 5 Chris Luongo | 92 | 1 Keith Primeau | 3 | 5 Chad Wilchynski | 125 |
| 6 Randy McKay | 113 | 3 Vyacheslav Kozlov | 45 | 5 David Arsenault | 126 |
| 7 Thomas Bjühr | 134 | 4 Stewart Malgunas | 66 | 6 Tyler Perry | 156 |
| 8 Mike Luckraft | 155 | 5 Tony Burns | 87 | 7 Per Eklund | 182 |
| 9 Rob Schenna | 176 | 6 Claude Barthe | 108 | 8 Andrei Samokvalov | 208 |
| 10 Erik Hamalainen | 197 | 7 Jason York | 129 | 9 David Engblom | 234 |
| 11 Bo Svanberg | 218 | 8 Wes McCauley | 150 | 1996 | |
| 12 Mikael Lindman | 239 | 9 Anthony Gruba | 171 | 1 Jesse Wallin | 26 |
| 1986 | | 10 Travis Tucker | 192 | 2 Aren Miller | 52 |
| 1 Joe Murphy | 1 | 11 Brett Larson | 213 | 4 Johan Forsander | 108 |
| 2 Adam Graves | 22 | 12 John Hendry | 234 | 5 Michal Podolka | 135 |
| 3 Derek Mayer | 43 | 1991 | | 6 Magnus Nilsson | 144 |
| 4 Tim Cheveldae | 64 | 1 Martin Lapointe | 10 | 6 Alexandre Jacques | 162 |
| 5 Johan Garpenlov | 85 | 2 Jamie Pushor | 32 | 7 Colin Beardsmore | 189 |
| 6 Jay Stark | 106 | 3 Chris Osgood | 54 | 8 Craig Stahl | 215 |
| 7 Per Djoos | 127 | 4 Michael Knuble | 76 | 9 Eugeniy Afanasiev | 241 |
| 8 Dean Morton | 148 | 5 Dimitri Motkov | 98 | 1997 | |
| 9 Marc Potvin | 169 | 7 Igor Malykhin | 142 | 2 Yuri Butsayev | 49 |
| 10 Scott King | 190 | 9 Jim Birmingham | 186 | 3 Petr Sykora | 76 |
| 11 Tom Bissett | 211 | 10 Jason Firth | 208 | 4 Quintin Lang | 102 |
| 12 Peter Ekroth | 232 | 11 Bart Turner | 230 | 5 John Wikstrom | 129 |
| 1987 | | 12 Andrew Miller | 252 | 6 B.J. Young | 157 |
| 1 Yves Racine | 11 | 1992 | | 7 Mike Lacey | 186 |
| 2 Gord Kruppke | 32 | 1 Curtis Bowen | 22 | 8 Steve Wilejto | 213 |
| 2 Bob Wilkie | 41 | 2 Darren McCarty | 46 | 9 Greg Willers | 239 |
| 3 Dennis Holland | 52 | 3 Sylvain Cloutier | 70 | 1998 | |
| 4 Mark Reimer | 74 | 5 Mike Sullivan | 118 | 1 Jiri Fischer | 25 |
| 5 Radomir Brazda | 95 | 6 Jason MacDonald | 142 | 2 Ryan Barnes | 55 |
| 6 Sean Clifford | 116 | 7 Greg Scott | 166 | 2 Tomek Valtonen | 56 |
| 7 Mike Goyer | 137 | 8 Justin Krall | 183 | 3 Jake McCracken | 84 |
| 8 Kevin Scott | 158 | 8 C.J. Denomme | 189 | 4 Brent Hobday | 111 |
| 9 Mikko Haapakoski | 179 | 9 Jeff Walker | 214 | 5 Calle Steen | 142 |
| 10 Darin Bannister | 200 | 10 Dan McGillis | 238 | 6 Adam Deleeuw | 151 |
| 11 Craig Quinlan | 221 | 11 Ryan Bach | 262 | 6 Pavel Datsyuk | 171 |

ENTRY DRAFT SELECTIONS (Continued)

| | | | | | |
|---------------------------|-----|----------------------|-----|---------------------------|-----|
| 7 Jeremy Goetzinger | 198 | 8 Gennady Stolyarov | 257 | 5 Mattias Backman | 146 |
| 8 David Petrasek | 226 | 9 Nils Backstrom | 290 | 6 Richard Nedomlel | 175 |
| 9 Petja Pietilainen | 256 | | | 7 Alexei Marchenko | 205 |
| 1999 | | 2005 | | 2012 | |
| 4 Jari Tolsa | 120 | 1 Jakub Kindl | 19 | 2 Martin Frk | 49 |
| 5 Andrei Maximenko | 149 | 2 Justin Abdelkader | 42 | 3 Jake Paterson | 80 |
| 6 Kent McDonell | 181 | 3 Christofer Lofberg | 80 | 4 Andreas Athanasiou | 110 |
| 7 Henrik Zetterberg | 210 | 4 Mattias Ritola | 103 | 5 Mike McKee | 140 |
| 8 Anton Borodkin | 238 | 5 Darren Helm | 132 | 6 James de Haas | 170 |
| 9 Ken Davis | 266 | 5 Johan Ryno | 137 | 7 Rasmus Bodin | 200 |
| 2000 | | 5 Jeff May | 151 | | |
| 1 Niklas Kronwall | 29 | 6 Juho Mielonen | 175 | 2013 | |
| 2 Tomas Kopecky | 38 | 7 Bretton Stamler | 214 | 1 Anthony Mantha | 20 |
| 4 Stefan Liv | 102 | | | 2 Zach Nastasiuk | 48 |
| 4 Dmitri Semyenov | 127 | 2006 | | 2 Tyler Bertuzzi | 58 |
| 4 Alexander Seluyanov | 128 | 2 Cory Emmerton | 41 | 3 Mattias Janmark | 79 |
| 4 Aaron Van Leusen | 130 | 2 Shawn Matthias | 47 | 4 David Pope | 109 |
| 6 Per Backer | 187 | 2 Dick Axelsson | 62 | 5 Mitch Wheaton | 139 |
| 6 Paul Ballantyne | 196 | 3 Daniel Larsson | 92 | 6 Marc McNulty | 169 |
| 7 Jimmie Svensson | 228 | 6 Jan Mursak | 182 | 7 Hampus Melen | 199 |
| 8 Todd Jackson | 251 | 7 Nick Oslund | 191 | | |
| 8 Evgeni Bumagin | 260 | 7 Logan Pyett | 212 | 2014 | |
| 2001 | | 2007 | | 1 Dylan Larkin | 15 |
| 2 Igor Grigorenko | 62 | 1 Brendan Smith | 27 | 3 Dominic Turgeon | 63 |
| 4 Drew MacIntyre | 121 | 3 Joakim Andersson | 88 | 4 Christoffer Ehn | 106 |
| 4 Miroslav Blatak | 129 | 5 Randy Cameron | 148 | 5 Chase Perry | 136 |
| 5 Andreas Jamtin | 157 | 6 Zack Torquato | 178 | 6 Julius Vahatalo | 166 |
| 6 Nick Pannoni | 195 | 7 Bryan Rufenach | 208 | 7 Axel Holmstrom | 196 |
| 8 Dmitri Bykov | 258 | | | 7 Alexander Kadeykin | 201 |
| 9 Francois Senez | 288 | 2008 | | SUPPLEMENTAL DRAFT | |
| 2002 | | 1 Thomas McCollum | 30 | 1987 — Mike LaMoine | |
| 2 Jiri Hudler | 58 | 3 Max Nicastro | 91 | 1988 — Gary Shuchuk | |
| 2 Tomas Fleischmann | 63 | 4 Gustav Nyquist | 121 | 1989 — Brad Kreick | |
| 3 Valtteri Filppula | 95 | 5 Julien Cayer | 151 | 1990 — Mike Casselman; | |
| 4 Johan Berggren | 131 | 6 Stephen Johnston | 181 | Don Oliver | |
| 5 Logan Koopmans | 166 | 7 Jesper Samuelsson | 211 | 1991 — Kelly Sorensen | |
| 6 James Cuddihy | 197 | 2009 | | | |
| 7 Derek Meech | 229 | 2 Landon Ferraro | 32 | | |
| 8 Pierre-Olivier Beaulieu | 260 | 2 Tomas Tatar | 60 | | |
| 9 Christian Soderstrom | 262 | 3 Andrej Nestrasil | 75 | | |
| 9 Jonathan Ericsson | 291 | 3 Gleason Fournier | 90 | | |
| 2003 | | 5 Nick Jensen | 150 | | |
| 2 James Howard | 64 | 6 Mitchell Callahan | 180 | | |
| 4 Kyle Quincey | 132 | 7 Adam Almqvist | 210 | | |
| 5 Ryan Oulahan | 164 | 2010 | | | |
| 6 Andreas Sundin | 170 | 1 Riley Sheahan | 21 | | |
| 6 Stefan Blom | 194 | 2 Calle Jarnkrok | 51 | | |
| 7 Tomas Kollar | 226 | 3 Louis-Marc Aubry | 81 | | |
| 8 Vladimir Kutny | 258 | 4 Teemu Pulkkinen | 111 | | |
| 9 Mikael Johansson | 289 | 5 Petr Mrazek | 141 | | |
| 2004 | | 6 Brooks Macek | 171 | | |
| 3 Johan Franzen | 97 | 7 Ben Marshall | 201 | | |
| 4 Evan McGrath | 128 | 2011 | | | |
| 5 Siarhei Kolasau | 151 | 2 Tomas Jurco | 35 | | |
| 5 Tyler Haskins | 162 | 2 Xavier Ouellet | 48 | | |
| 6 Anton Axelsson | 192 | 2 Ryan Sproul | 55 | | |
| 7 Steven Covington | 226 | 3 Alan Quine | 85 | | |
| | | 4 Marek Tvrdon | 115 | | |
| | | 5 Phillipe Hudon | 145 | | |

RED WINGS ENTRY DRAFT SELECTIONS

IT'S MORE
THAN HOCKEY.



1926-27 SEASON TO PRESENT**ACQUIRED:**

- 1927 DUKE KEATS and ARCHIE BRIDEN from Boston for Frank Frederickson and Harry Meeking.
1927 RUSS OATMAN sold to Montréal Maroons for \$9,500
1927 PETE BELLEFEUILLE from Toronto for Slim Halderson
1927 GEORGE HAY and PERCY TRAUB from Chicago for \$15,000
1927 BILL BRYDGE from Toronto for Art Duncan
1927 CARSON COOPER from Boston for Fred Gordon
1927 REG NOBLE from Montréal Maroons for \$7,500
1927 STAN BROWN from New York Rangers for Archie Briden
1927 LARRY AURIE from London (Canadian Pro League) for cash
1927 GORD FRASER from Chicago for Duke Keats
1928 JIM HERBERTS from Toronto for Jack Arbour and \$12,500
1928 BOB CONNORS and rights to EBBIE GOODFELLOW from New York Americans for John Sheppard
1928 HERB LEWIS from Duluth (U.S. Hockey League) for \$5,000
1928 CLARENCE "DOLLY" DOLSON from London (Canadian Pro League) for cash
1929 HAROLD HICKS from Montréal Maroons for cash
1929 BILL BEVERIDGE from Ottawa Senators on loan

1930s

- 1930 JOHN SORRELL from London (International League) for cash
1931 LEROY GOLDSWORTHY from London (International League) for Harold Hicks
1931 ALEX CONNELL, HEC KILREA, ALEX SMITH, DANNY COX and ART GAGNE on loan from Ottawa, which folded after 31-32 season
1931 DOUG YOUNG from Cleveland (International League) in inter-league draft
1931 FRANK CARSON and HAP EMMS from New York Americans for Bert McInenly and Tom Filmore
1932 JOHN ROSS ROACH from New York Rangers for \$11,000
1932 CARL VOSS from New York Rangers for \$5,500
1933 GORD PETTINGER from New York Rangers for cash
1933 FRED ROBERTSON from Toronto for \$6,500
1933 COONEY WEILAND from Ottawa for Carl Voss
1934 TED GRAHAM from Montréal Maroons for Stu Evans
1934 WILF CUDE from Montréal Canadiens on loan for season
1934 LLOYD GROSS from Boston for \$2,500
1934 TOM ANDERSON and YANK BOYD from Philadelphia (Canadian-American League) for cash
1934 WALLY KILREA from Montréal Maroons for Gus Marker
1934 GEORGE PATTERSON from Boston for Gene Carrigan
1934 NORMIE SMITH from St. Louis Eagles for Burr Williams
1935 BUCKO McDONALD, DESSE ROCHE and EARL ROCHE from Buffalo (International League) for George Patterson and Lloyd Gross
1935 SYD HOWE and SCOTTY BOWMAN from St. Louis Eagles for Ted Graham and \$50,000
1935 MARTY BARRY and ART GIROUX from Boston for Cooney Weiland and Walt Buswell
1935 HEC KILREA from Toronto for \$7,500
1935 PETE KELLY from St. Louis Eagles in dispersal draft
1937 KEN DORATY from Cleveland (International League) for cash
1937 RED BEATTIE from Boston for Gord Pettinger
1937 ALEX MOTTER from Boston for Clarence Drouillard
1938 EDDIE WARES from New York Rangers for John Sherf and \$12,500
1938 JOE LAMB from New York Americans for Red Beattie
1938 CHARLIE CONACHER from Toronto for \$16,000
1938 CHARLIE MASON from New York Rangers for cash
1938 CECIL THOMPSON from Boston for Jim Franks and \$15,000
1938 BILL THOMSON and \$10,000 from Toronto for Bucko McDonald
1939 PHIL BESLER from Chicago for Charlie Mason
1939 CECIL DILLON from New York Rangers for cash

1940s

- 1940 HAROLD JACKSON from Providence (American League) for Cecil Dillon and Eddie Bush
1941 DUTCH HILLER from New York Rangers for \$5,000
1942 PAT McREAVY from Boston for Dutch Hiller
1942 EDDIE BUSH from Providence (American League) for Bob Whitelaw and Buck Jones
1942 PAT EGAN, MURRAY ARMSTRONG and HARRY WATSON from New York Americans for \$35,000 after that club folded
1944 BILL HOLLETT from Boston for Pat Egan
1945 EARL SIEBERT from Chicago for Don Grosso, Byron McDonald and Cully Simon
1945 FERN GAUTHIER and ROLLIE ROSSINGNOL from Montréal Canadiens for Billy Reay
1946 BILLY TAYLOR from Toronto for Harry Watson.
1946 DOUG BALDWIN and RAY POWELL from Toronto for Gerry Brown
1946 ROY CONACHER from Boston for Joe Carvath
1946 PETE HORECK and LEO REISE from Chicago for Adam Brown and Ray Powell
1947 JIM McFADDEN from Buffalo (American League) for Les Douglas and Hal Jackson
1947 BEP GUIDOLIN from Boston for Billy Taylor
1948 GEORGE GEE and BUD POILE from Chicago for Jim Conacher, Bep Guidolin and Doug McCaig
1949 STEVE BLACK from St. Louis (American League) for cash
1949 PETE BABANDO, PETE DURHAM, CLARE MARTIN and JIM PETERS from Boston for Pete Horeck and Bill Quackenbush
1949 JOE CARVETH from Montréal for Calum Mackay and cash

1950s

- 1950 BOB GOLDHAM, JIM HENRY, METRO PRYSTAI and GAYE STEWART from Chicago for Pete Babando, Al Dewsbury, Harry Lumley, Don Morrison and Jack Stewart
1950 BERT OLMSTEAD and VIC STASIUK from Chicago for Lee Fogolin and Steve Black
1950 LEO GRAVELLE and cash from Montréal for Bert Olmstead
1951 TONY LESWICK from New York for Gaye Stewart
1951 \$75,000 from Chicago for George Gee, Clare Martin, Jim McFadden, Max McNab, Jim Peters and Clare Raglan
1952 RED SINCLAIR from New York for Leo Reise
1954 LORNE DAVIS and cash from Chicago for Metro Prystai
1955 DAVE CREIGHTON, BUCKY HOLLINGWORTH and JERRY TOPPAZZINI from Chicago for Tony Leswick, Glen Skov, Johnny Wilson and Benny Voit
1955 BILLY DEA and DOLPH KUKOLOWICZ from New York for Dave Creighton and Bronco Horvath
1955 GILLES BOISVERT, REAL CHEVREFILS, NORM CORCORAN, WARREN GODFREY and ED SANFORD from Boston for Marcel Bonin, Lorne Davis, Terry Sawchuk and Vic Stasiuk
1955 MURRAY COSTELLO and LORNE FERGUSON from Boston for Real Chevrefils and Jerry Toppazzini
1955 METRO PRYSTAI from Chicago for Ed Sanford
1957 TERRY SAWCHUK from Boston for John Bucyk and cash
1957 HANK BASSEN, FORBES KENNEDY, BILL PRESTON and JOHNNY WILSON from Chicago for Glenn Hall and Ted Lindsay
1957 BOB BAILEY, HEC LALANDE, JACK McINTYRE and NICK MICKOSKI from Chicago for Billy Dea, Bill Dineen, Lorne Ferguson and Dutch Reibel
1959 BARRY CULLEN from Toronto for Johnny Wilson
1959 JIM MORRISON from Boston for Nick Mickoski

1960s

- 1960 MARC REAUME from Toronto for Red Kelly
1960 HOWIE GLOVER from Chicago for Jim Morrison
1960 ALLAN JOHNSON from Montréal for cash
1960 PETE CONACHER from Buffalo (American League) for Barry Cullen
1961 HOWIE YOUNG from Hershey (American League) for Marc Reaume
1961 LEO LABINE and VIC STASIUK from Boston for Gary Aldcorn, Tom McCarthy and Murray Oliver
1961 BILL GADSBY from New York for Les Hunt and cash
1961 ED LITZENBERGER from Chicago for Gerry Melnyk and Brian Smith

| | |
|------|--|
| 1961 | NOEL PRICE from New York for Pete Goegan and cash |
| 1962 | DOUG BARKLEY from Chicago for Len Lunde and John McKenzie |
| 1962 | PETE GOEGAN from New York for Noel Price |
| 1962 | ANDRE PRONOVOST from Boston for Forbes Kennedy |
| 1963 | ROGER CROZIER and RON INGRAM from Chicago for Howie Young |
| 1963 | WARREN GODFREY from Boston for Gerry Odrowski |
| 1964 | AL LANGLOIS from New York for Ron Ingram |
| 1964 | AUTRY ERICKSON and RON MURPHY from Chicago for Ian Cushenan, John Miszuk and Art Stratton |
| 1965 | ANDY BATHGATE, BILLY HARRIS and GARRY JARRETT from Toronto for Autry Erickson, Larry Jeffrey, Eddie Joyal, Lowell MacDonald and Marcel Pronovost |
| 1965 | BOB McCORD, AB McDONALD and KEN STEPHANSON from Boston for Bob Dillabough, Ron Harris, Al Langlois and Parker MacDonald |
| 1965 | PARKER MacDONALD from Boston for Pit Martin |
| 1966 | LEO BOIVIN and DEAN PRENTICE from Boston for Gary Doak, Ron Murphy, Bill Lesuk and Rick Smith |
| 1966 | HOWIE YOUNG from Chicago for Murray Hall, Al LeBrun and Rick Morris |
| 1967 | JOHN BRENNEMAN from St.Louis for Craig Cameron, Don Giesebrecht and Larry Hornung |
| 1967 | JEAN GUY TALBOT and DAVE RICHARDSON from Minnesota for Duke Harris and Bob McCord |
| 1968 | KENT DOUGLAS from Oakland for John Brennenman, Ted Hampson and Bert Marshall |
| 1968 | CARL BREWER, PETE STEMKOWSKI, FRANK MAHOVLICH and GARRY UNGER from Toronto for Floyd Smith, Norm Ullman and Paul Henderson |
| 1968 | BOB BAUN and RON HARRIS from Oakland for Gary Jarrett, Doug Roberts, Chris Worthly and Howie Young |
| 1968 | TERRY SAWCHUK from Los Angeles for Jimmy Peters Jr. |
| 1968 | POUL POPIEL from Los Angeles for Ron Anderson |
| 1969 | WAYNE CONNELLY from Minnesota for Danny Lawson |
| 1969 | GARRY MONAHAN and DOUG PIPER from Montréal for Bart Crashley and Pete Mahovlich |
| 1969 | LARRY JEFFREY from New York for Terry Sawchuk and Sandy Snow |
| 1969 | BILLY DEA from Pittsburgh for Mike McMahon |

1970s

| | |
|------|--|
| 1970 | DALE ROLFE, GARY CROTEAU and LARRY JOHNSTON from Los Angeles for Garry Monahan, Matt Ravlich and Brian Gibbons |
| 1970 | TOM WEBSTER from Buffalo for Roger Crozier |
| 1970 | LARRY BROWN and DON LUCE from New York for Pete Stemkowski and Steve Andrascik |
| 1970 | \$30,000 waiver price from Buffalo for Bob Baun |
| 1971 | BILL COLLINS, GUY CHARRON and MICKEY REDMOND from Montréal for Frank Mahovlich |
| 1971 | ARNIE BROWN, MIKE ROBITAILLE and TOM MILLER from New York for Larry Brown and Bruce MacGregor |
| 1971 | RED BERENSON and TIM ECCLESTONE from St. Louis for Garry Unger and Wayne Connelly |
| 1971 | JOE DALEY from Buffalo for Mike Robitaille and Don Luce |
| 1971 | LEON ROCHEFORT from Montréal for Kerry Ketter |
| 1971 | AB McDONALD, BOB WALL and MIKE LOWE from St. Louis for Carl Brewer |
| 1971 | RON STACKHOUSE from California for Tom Webster |
| 1971 | ART STRATTON from Seattle (Western League) for cash |
| 1971 | BILL SUTHERLAND from St. Louis for cash |
| 1971 | BOB COOK from Vancouver for cash |
| 1971 | JIM KRULICKI from NYRangers for Dale Rolfe |
| 1972 | RALPH STEWART from Vancouver for Jim Niekamp |
| 1972 | RICK NEWELL and GARY DOAK from New York Rangers for first-round pick in 1972 Entry Draft |
| 1972 | DENIS DeJORDY and DONN McLAUGHLIN from New York Islanders for Arnie Brown and Gerry Gray |
| 1973 | ROY EDWARDS from Pittsburgh for second-round pick in 1973 and '74 entry drafts |
| 1973 | BILL HOGABOAM from Atlanta for Leon Rochefort |
| 1973 | BRIAN LAVENDER and KEN MURRAY from New York Islanders for Ralph Stewart and Bob Cook |
| 1973 | Third-round pick in 1973 Entry Draft and cash from Pittsburgh for Andy Brown |
| 1973 | ACE BAILEY and MURRAY WING from Boston for Gary Daok |
| 1973 | RICK FOLEY from Philadelphia for Serge Lajeunesse |
| 1973 | BRENT HUGHES from St. Louis for cash |

| | |
|------|--|
| 1973 | TED HARRIS from Minnesota for Gary Bergman |
| 1973 | DOUG ROBERTS from Boston for cash |
| 1973 | PIERRE JARRY from Toronto for Tim Ecclestone |
| 1973 | MIKE JAKUBO from St. Louis for Dan McPherson |
| 1974 | JIM RUTHERFORD and JACK LYNCH from Pittsburgh for Ron Stackhouse |
| 1974 | BRYAN WATSON, CHRIS EVANS and JEAN HAMEL from St. Louis for Billy Collins, Ace Bailey and Ted Harris |
| 1974 | CLAUDE HOUE from NY Rangers for Brian Lavender |
| 1974 | HENRY NOWAK and third-round pick in 1974 Entry Draft from Pittsburgh for Nelson DeBenedict |
| 1974 | DANNY GRANT from Minnesota for Henry Boucha |
| 1974 | BRIAN MURPHY from Baltimore (American League) for cash |
| 1974 | TED SNELL, BART CRASHLEY and LARRY GIROUX from Kansas City for Guy Charron and Claude Houde |
| 1974 | PHIL ROBERTO and third-round pick in 1975 Entry Draft from St. Louis for Red Berenson. |
| 1975 | DAVE KRYSKOW from Washington for Jack Lynch. |
| 1975 | WALT McKECHNIE from Boston for Earl Anderson, Hank Nowak and third-round pick in 1975 Entry Draft |
| 1975 | MIKE BLOOM from Washington for Blair Stewart |
| 1975 | Third-round pick in 1975 Entry Draft from Washington for Nelson Pyatt |
| 1975 | DAN MALONEY, TERRY HARPER and second round amateur 1976 NHL draft choice from Los Angeles for Marcel Dionne and Bart Crashley |
| 1975 | BRYAN HEXTALL from Atlanta for Dave Kryskow |
| 1975 | PETER McDUFFE and GLEN BURDON from Kansas City for Gary Bergman and Bill McKenzie |
| 1975 | ED GIACOMIN from New York Rangers on waivers |
| 1975 | J.P. LeBLANC from Denver (WHA) for cash and second-round pick in 1977 Entry Draft (to Chicago for his rights) |
| 1975 | RICK CHINNICK from Minnesota for Bryan Hextall |
| 1975 | DON MARTINEAU from Minnesota for Pierre Jarry |
| 1976 | BUSTER HARVEY from Kansas City for Phil Roberto |
| 1976 | DENNIS HEXTALL from Minnesota for Bill Hogaboam and second-round pick in 1976 Entry Draft |
| 1976 | RICK WILSON from St. Louis for Doug Grant |
| 1976 | GREG JOLY from Washington for Bryan Watson |
| 1977 | TERRY MURRAY, STEVE COATES, BOB RITCHIE and DAVE KELLY from Philadelphia for Mike Korney and Rick Lapointe |
| 1977 | RICK BOWNESS from Atlanta for cash |
| 1977 | RON LOW from Washington for Walt McKechnie and future considerations |
| 1977 | ANDRE ST. LAURENT from New York Islanders for Michel Bergeron |
| 1977 | TIM SHEEHY and VACLAV NEDOMANKSY from Birmingham (WHA) for Dave Hanson, Steve Durbano and future considerations |
| 1977 | DENNIS HULL from Chicago for future considerations |
| 1978 | Third-round pick in 1978 Entry Draft and future considerations from Los Angeles for Danny Grant |
| 1978 | ERROL THOMPSON with first-round 1978 and '80 entry drafts, and second-round pick in '78 draft from Toronto for Dan Maloney and second-round draft pick in '80. |
| 1978 | ROGIE VACHON from Los Angeles as free agent (Dale McCourt to Los Angeles as equalization) |
| 1979 | DALE MCCOURT from Los Angeles for Andre St. Laurent and first-round picks in 1980 and '81 entry drafts |
| 1979 | GREG CARROLL from Washington on waivers |
| 1979 | BILL HOGABOAM from Minnesota on waivers |
| 1979 | BARRY LONG from Washington reclaimed prior to 1979 expansion draft |
| 1979 | PETE MAHOVLICH from Pittsburgh for Nick Libett |
| 1979 | DENNIS SOBCHUK from Philadelphia for third or fourth-round choice in 1981 Entry Draft |

1980s

| | |
|------|--|
| 1980 | GILLES GILBERT from Boston for Rogie Vachon |
| 1980 | Cash from Winnipeg for Barry Long |
| 1980 | RICK SMITH from Boston on waivers |
| 1980 | MARK KIRTON from Toronto for Jim Rutherford |
| 1981 | GARY McADAM from Pittsburgh for Errol Thompson |

RED WINGS ALL-TIME PLAYER TRANSACTIONS



| | |
|------|---|
| 1981 | EARL INGARFIELD from Calgary for Dan Labraaten |
| 1981 | BRAD SMITH from Calgary for Rick Vasko |
| 1981 | MARK LOFTHOUSE from Washington for Al Jensen |
| 1981 | WALT McKECHNIE from Colorado as a free agent |
| 1981 | DON MURDOCH, GREG SMITH and first-round pick in 1982 Entry Draft from Minnesota for Detroit's first-round pick in '82 |
| 1981 | ERIC VAIL from Calgary for Gary McAdam and fourth-round picks in 1982 and '83 entry drafts |
| 1981 | DEREK SMITH, DANNY GARE and JIM SCHOENFELD from Buffalo for Dale McCourt, Mike Foligno and Brent Peterson |
| 1981 | BOB SAUVE from Buffalo for future considerations |
| 1982 | CRAIG COXE, a fourth-round pick in 1982 Entry Draft and fifth-round pick in '83 draft from Toronto for Jim Korn |
| 1982 | REGGIE LEACH from Philadelphia as free agent |
| 1982 | COLIN CAMPBELL from Vancouver as free agent |
| 1982 | TOM ROWE from Vancouver as free agent |
| 1982 | STAN WEIR from Edmonton for cash |
| 1982 | DWIGHT FOSTER from New Jersey for cash |
| 1982 | BOBBY FRANCIS from Calgary for Yves Courteau |
| 1983 | IVAN BOLDIREV from Vancouver for Mark Kirton |
| 1983 | KEN SOLHEIM from Minnesota for player to be named later |
| 1983 | ED JOHNSTONE, ED MIO and RON DUGUAY from New York Rangers for Mark Osborne, Mike Blaisdell and Willie Huber |
| 1983 | BARRY MELROSE from Toronto as free agent |
| 1983 | BOB MANNO from Toronto as free agent |
| 1983 | BRAD PARK from Boston as free agent |
| 1983 | ANDRE ST.LAURENT from Pittsburgh for future considerations |
| 1983 | BLAKE DUNLOP from St. Louis as free agent |
| 1984 | RICK MacLEISH from Philadelphia for future considerations |
| 1984 | PIERRE AUBRY from Québec for cash |
| 1984 | ROB McCLANAHAN from NY Rangers for future considerations |
| 1984 | DAVE "TIGER" WILLIAMS from Vancouver for Rob McClanahan |
| 1984 | FRANTISEK CERNIK from Québec as free agent |
| 1984 | DARRYL SITTLER from Philadelphia for Murray Craven and Joe Paterson |
| 1984 | TODD BIDNER from Edmonton for Rejean Cloutier |
| 1984 | DAVE SILK from Boston on waivers |
| 1985 | WARREN YOUNG from Pittsburgh as free agent |
| 1985 | MIKE McEWEN from Washington as free agent |
| 1985 | HAROLD SNEPSTS from Minnesota as free agent |
| 1985 | STEVE RICHMOND from New York Rangers for Mike McEwen |
| 1985 | BILLY CARROLL from Edmonton for Bruce Eakin |
| 1986 | DARREN VEITCH from Washington for Greg Smith and John Barrett |
| 1986 | MIKE O'CONNELL from Boston for Reed Larson |
| 1986 | DOUG SHEDDEN from Pittsburgh for Ron Duguay |
| 1986 | DAVE DONNELLY from Boston for Dwight Foster |
| 1986 | TIM HIGGINS from New Jersey for Claude Loiselle |
| 1986 | DAVE LEWIS from New Jersey as free agent |
| 1986 | GLEN HANLON and third-round picks in 1987 and '88 entry drafts from New York Rangers for Kelly Kisio, Lane Lambert, Jim Leavins and fifth-round pick in '88 draft |
| 1986 | LEE NORWOOD from St. Louis for Larry Trader |
| 1986 | SAM ST. LAURENT from New Jersey for Steve Richmond |
| 1986 | DOUG HALWARD from Vancouver for future considerations |
| 1987 | DAVE BARR from Hartford for Randy Ladouceur |
| 1987 | BRENT ASHTON, GILBERT DELORME and MARK KUMPEL from Québec for John Ogradnick, Basil McRae and Doug Shedden |
| 1987 | MEL BRIDGMAN from New Jersey for Chris Cichocki and third-round pick in 1987 Entry Draft |

- 1987 Second-round pick in 1987 Entry Draft from Philadelphia for Mark Laforest
- 1987 JOHN CHABOT from Pittsburgh as free agent
- 1987 DARREN ELIOT from Los Angeles as free agent
- 1988 JIM NILL from Winnipeg for Mark Kumpel
- 1988 JIM PAVESE from New York Rangers for a fourth-round pick in 1989 Entry Draft
- 1988 PAUL MacLEAN from Winnipeg for Brent Aston
- 1988 MIROSLAV FRYCER from Toronto for Darren Veitch
- 1988 JOHN BLUM from Boston as free agent
- 1988 BRUCE BELL from Québec claimed on waivers
- 1989 Tenth-round pick in the 1989 Entry Draft from Edmonton for Miroslav Frycer
- 1989 Twelfth-round pick in the 1989 Entry Draft from Edmonton for Doug Halward
- 1989 TORRIE ROBERTSON from Hartford for Jim Pavese
- 1989 MARK HABSCHIED from Minnesota as free agent
- 1989 BORJE SALMING from Toronto as free agent
- 1989 BERNIE FEDERKO and TONY McKEGNEY from St. Louis for Adam Oates and Paul MacLean
- 1989 CHRIS KOTSPOULOS from Toronto as free agent
- 1989 JIMMY CARSON, KEVIN McCLELLAND and fifth-round pick in the 1991 Entry Draft from Edmonton for Petr Klima, Joe Murphy, Adam Graves and Jeff Sharples
- 1989 ROBERT PICARD and GREG ADAMS from Québec for Tony McKeegney

1990s

- 1990 RICK GREEN from Montréal for fifth-round pick in the 1991 Entry Draft
- 1990 BRAD McCRIMMON from Calgary for second-round pick in the 1990 Entry Draft
- 1990 PAUL YSEBAERT from New Jersey for Lee Norwood
- 1991 BRAD MARSH from Toronto for eighth-round pick in the 1991 Entry Draft
- 1991 DOUG CROSSMAN from Hartford for Doug Houda
- 1991 ALLAN BESTER from Toronto for sixth-round pick in 1991 Entry Draft
- 1991 DENNIS VIAL, JIM CUMMINS and KEVIN MILLER from NY Rangers for Joe Kocur and Per Djoos
- 1991 ALAN KERR from NY Islanders for Rick Green
- 1991 BRIAN MacLELLAN from Calgary for Marc Habscheid
- 1991 RAY SHEPPARD from NY Rangers as free agent
- 1991 TROY CROWDER from New Jersey as free agent (Dave Barr and Randy McKay as compensation)
- 1991 VINCENT RIENDEAU from St. Louis for Rick Zombo
- 1992 GREG MILLEN from NY Rangers for future consideration.
- 1992 CHRIS TANCILL from Hartford for Daniel Shank
- 1992 BOB MCGILL from San Jose for Johan Garpenlov
- 1992 DINO CICCARELLI from Washington for Kevin Miller
- 1992 Future considerations from Québec for Dennis Vial and Doug Crossman
- 1992 MARK HOWE from Philadelphia as free agent
- 1992 DENNIS VIAL from Québec for future consideration
- 1992 Fourth-round pick in 1993 Entry Draft from Philadelphia for Brent Fedyk
- 1993 PAUL COFFEY, JIM HILLER and SYLVAIN COUTURIER from Los Angeles for Jimmy Carson, Mark Potvin and Gary Shuchuk
- 1993 Future considerations from Philadelphia for Bob Wilkie
- 1993 STEVE KONROYD from Hartford for sixth-round pick in 1993 Entry Draft
- 1993 Sixth-round selection in 1993 Entry Draft (Detroit's) from Hartford for Brad McCrimmon
- 1993 STEVE MALTAIS from Tampa Bay for Dennis Vial
- 1993 AARON WARD and a fourth-round pick in 1993 Entry Draft from Winnipeg for Paul Ysebaert
- 1993 GREG JOHNSON and future considerations from Philadelphia for Jim Cummins and fourth-round pick (Philadelphia's) in 1993 Entry Draft
- 1993 KRIS DRAPER from Winnipeg for future considerations
- 1993 MARK PEDERSON from San Jose as free agent
- 1993 BOB HALKIDIS from Toronto as free agent
- 1993 PETER ING from Edmonton for future consideration
- 1993 TERRY CARKNER from Philadelphia for Yves Racine
- 1993 Future considerations from Boston for Vincent Riendeau
- 1994 BOB ESSENSA and SERGEI BAUTIN from Winnipeg for Tim Cheveldae and Dallas Drake

RED WINGS ALL-TIME PLAYER TRANSACTIONS



| | |
|------|--|
| 1994 | Future consideration from Ottawa for Steve Konroyd |
| 1994 | Third-round selection from Winnipeg in 1995 NHL Entry Draft for Sheldon Kennedy |
| 1994 | MIKE VERNON from Calgary for Steve Chiasson |
| 1994 | MIKE KRUSHELNYSKI from Toronto as free agent |
| 1994 | MIKE RAMSEY from Pittsburgh as free agent |
| 1994 | BOB ROUSE from Toronto as free agent |
| 1995 | BOB ERREY from San Jose for fifth-round pick in 1995 Entry Draft |
| 1995 | VIACHESLAV FETISOV from New Jersey for third-round pick in 1995 Entry Draft |
| 1995 | STU GRIMSON, MARK FERNER and sixth-round pick in 1996 Entry Draft from Anaheim for Mike Sillinger and Jason York |
| 1995 | MARC BERGEVIN, BEN HANKINSON from Tampa Bay for Shawn Burr and third-round pick in 1996 Entry Draft |
| 1995 | WES WALZ from Calgary as free agent |
| 1995 | IGOR LARIONOV from San Jose for Ray Sheppard |
| 1996 | KIRK MALTBY from Edmonton for Dan McGillis |
| 1996 | Conditional fourth-round pick in 1998 Entry Draft (later traded to Toronto) from Tampa Bay for Dino Ciccarelli |
| 1996 | BRENDAN SHANAHAN and BRIAN GLYNN from Hartford for Keith Primeau, Paul Coffey and first-round pick in 1997 Entry Draft (Nikos Tselios) |
| 1996 | Cash from Montreal for Jason MacDonald |
| 1996 | Future considerations from Hartford for Stu Grimson |
| 1996 | JOE KOCUR signed as free agent |
| 1997 | TOMAS SANDSTROM from Pittsburgh for Greg Johnson |
| 1997 | Future considerations from San Jose for Bob Errey |
| 1997 | LARRY MURPHY from Toronto for future considerations |
| 1997 | Second-round picks in 1998 (later traded to St. Louis) and 1999 Entry Draft (later traded to Tampa Bay) from San Jose for Mike Vernon and fifth-round pick in 1999 (later reacquired by Detroit) |
| 1997 | Lost Tim Taylor to Boston in NHL Waiver Draft |
| 1998 | DMITRI MIRONOV from Anaheim for Jamie Pushor and fourth-round pick in 1998 Entry Draft (Viktor Wallin) |
| 1998 | JAMIE MACCOUN from Toronto for fourth-round pick in 1998 (previously acquired from Tampa Bay) |
| 1998 | Lost Doug Brown to Nashville in NHL Expansion Draft |
| 1998 | UWE KRUPP signed as free agent from Nashville |
| 1998 | DOUG BROWN reacquired from Nashville for Petr Sykora, third-round pick in 1999 Entry Draft (Mike Comrie) and future considerations |
| 1998 | BARRY POTOMSKI signed as free agent from San Jose |
| 1998 | SHANE HNIIDY signed as free agent |
| 1998 | BARRY DREGER signed as free agent |
| 1998 | Third-round pick in 2000 Entry Draft (later reacquired by NY Rangers) from NY Rangers for Mike Knuble |
| 1998 | Lost Brent Gilchrist to Tampa Bay in NHL Waiver Draft |
| 1998 | BRENT GILCHRIST reacquired from Tampa Bay for sixth-round pick in 1998 Entry Draft (later reacquired by Detroit) |
| 1998 | DOUG HOUDA from Anaheim for future considerations |
| 1998 | Conditional sixth-round pick in 2000 Entry Draft (Par Backer) from Los Angeles for Ryan Bach |
| 1998 | TODD GILL claimed off waivers from St. Louis |
| 1999 | BILL RANFORD from Tampa Bay for future considerations |
| 1999 | CHRIS CHELIOS from Chicago for Anders Eriksson and first-round picks in 1999 (Steve McCarthy) and 2001 Entry Draft (Adam Munro) |
| 1999 | WENDEL CLARK and sixth-round pick (Kent McDonnell) from Tampa Bay for Kevin Hodson and second-round pick in 1999 Entry Draft (previously acquired from Tampa Bay) |
| 1999 | ULF SAMUELSSON and future considerations from NY Rangers for second-round pick in 1999 Entry Draft (David Inman) and third-round pick in 2000 Entry Draft (previously acquired from NY Rangers) |
| 1999 | Lost Norm Macacle to Atlanta in NHL Expansion Draft |
| 1999 | Future considerations from Atlanta for Ulf Samuelsson |
| 1999 | KEN WREGGET signed as free agent from Calgary |
| 1999 | MANNY LEGACE signed as free agent from Los Angeles |

RED WINGS ALL-TIME PLAYER TRANSACTIONS



1999 STEVE DUCHESNE signed as free agent from Philadelphia
1999 SEAN AVERY signed as free agent from Kingston (OHL)
1999 Lost Manny Legace to Vancouver on waivers
1999 MANNY LEGACE claimed off waivers from Vancouver
1999 PAT VERBEEK signed as free agent from Dallas

2000s

2000 TODD GILL from Phoenix for Philippe Audet
2000 Lost Darryl Laplante and Stacy Roest to Minnesota in NHL Expansion Draft
2000 Eighth-round pick in 2000 Entry Draft (Todd Jackson) to Ottawa for Shane Hnidy
2000 STEVE BRULE signed as free agent from New Jersey
2000 Conditional sixth-round pick in 2003 Entry Draft (Andreas Sundin) to Columbus for Kent McDonnell
2000 BOYD DEVERAUX signed as free agent from Edmonton
2000 JASON WILLIAMS signed as free agent from Peterborough (OHL)
2000 IGOR LARIONOV from Florida for Yan Golubovsky
2001 FREDRIK OLAUSSON signed as free agent from Bern (Swiss)
2001 DOMINIK HASEK from Buffalo for Vyacheslav Kozlov and first-round pick in 2002 Entry Draft (later traded to Columbus)
2001 LUC ROBITAILLE signed as free agent from Los Angeles
2001 Second-round pick in 2002 Entry Draft (Jiri Hudler) from Carolina for Aaron Ward
2001 BRETT HULL signed as free agent from Dallas
2001 JOSH DeWOLF signed as free agent from Montreal
2001 Lost Chris Osgood to NY Islanders in NHL Waiver Draft
2001 JOEY MacDONALD signed as free agent from Peterborough (OHL)
2002 Lost Brent Gilchrist to Dallas on waivers
2002 JIRI SLEGR from Atlanta for Yuri Butsayev and third-round pick in 2002 Entry Draft (later traded to Columbus)
2002 MATT ELLIS signed as free agent from St. Michael's (OHL)
2002 CURTIS JOSEPH signed as free agent from Toronto
2002 DEREK KING signed as free agent from Toronto
2002 BRYAN ADAMS signed as free agent from Atlanta
2002 ED CAMPBELL signed as free agent from St. Louis
2002 MARC LAMOTHE signed as free agent from Edmonton
2002 PATRICK BOILEAU signed as free agent from Washington
2002 DANNY GROULX signed as free agent from Victoriaville (QMJHL)
2002 STACY ROEST signed as free agent from Minnesota
2002 Future considerations from Calgary for Ladislav Kohn
2002 NATHAN ROBINSON signed as free agent from Belleville (OHL)
2002 JASON WOOLLEY from Buffalo for future considerations
2003 MATHIEU SCHNEIDER from Los Angeles for Sean Avery, Maxim Kuznetsov, first-round pick in 2003 Entry Draft (Jeff Tambellini) and second-round pick in 2004 Entry Draft (later traded to Boston)
2003 DERIAN HATCHER signed as free agent from Dallas
2003 RAY WHITNEY signed as free agent from Columbus
2003 JAMIE RIVERS signed as free agent from Florida
2003 KEVIN MILLER signed as free agent from Davos (Swiss)
2003 STEVE THOMAS signed as free agent from Anaheim
2004 ROBERT LANG from Washington for Tomas Fleischmann, first-round pick in 2004 Entry Draft (Mike Green) and fourth-round pick in 2006 Entry Draft (Luke Lynes)
2004 BRETT LEBDA signed as free agent from Notre Dame (CCHA)
2004 BRYAN HELMER signed as free agent from Phoenix
2004 ERIC HIMELFARB signed as free agent from Kingston (OHL)
2004 ERIC MANLOW signed as free agent from NY Islanders
2004 PETE VANDERMEER signed as free agent from Philadelphia
2005 CHRIS OSGOOD signed as free agent from St. Louis
2005 KENT McDONELL signed as free agent from Columbus
2005 ANDY DELMORE signed as free agent from Buffalo

RED WINGS ALL-TIME PLAYER TRANSACTIONS



| | |
|------|---|
| 2005 | ANDREAS LILJA signed as free agent from Florida |
| 2005 | DONALD MacLEAN signed as free agent from Columbus |
| 2005 | MICHAEL HACKERT signed as free agent from Frankfurt (DEL) |
| 2005 | MIKAEL SAMUELSSON signed as free agent from Florida |
| 2005 | Lost Andy Delmore to Columbus on waivers |
| 2005 | DAN CLEARY signed as free agent from Phoenix |
| 2006 | CORY CROSS from Pittsburgh for 2007 fourth-round pick (Alex Grant) |
| 2006 | Seventh-round pick in 2006 Entry Draft (Nick Oslund) from Phoenix for Jamie Rivers |
| 2006 | DAN SMITH signed as free agent from Edmonton |
| 2006 | MATT HUSSEY signed as free agent from Pittsburgh |
| 2006 | KRYS KOLANOS signed as free agent from Pittsburgh |
| 2006 | DANNY MARKOV signed as free agent from Nashville |
| 2006 | JOSH LANGFELD signed as free agent from Boston |
| 2006 | DOMINIK HASEK signed as free agent from Ottawa |
| 2006 | BRENDAN BROOKS signed as free agent from St. Louis |
| 2006 | BRAD NORTON signed as free agent from Ottawa |
| 2006 | GREG JOHNSON signed as free agent from Nashville |
| 2006 | Future considerations from Vancouver for Drew MacIntyre |
| 2006 | Lost Joey MacDonald to Boston on waivers |
| 2007 | KYLE CALDER from Chicago for Jason Williams |
| 2007 | TODD BERTUZZI from Florida for Shawn Matthias and conditional second-round pick in 2007 Entry Draft (later traded to Nashville) |
| 2007 | BRIAN RAFALSKI signed as free agent from New Jersey |
| 2007 | ADAM BERKHOEL signed as free agent from Buffalo |
| 2007 | BRAD FERENCE signed as free agent from Calgary |
| 2007 | MARK CULLEN signed as free agent from Philadelphia |
| 2007 | DALLAS DRAKE signed as free agent from St. Louis |
| 2007 | CARL CORAZZINI signed as free agent from Chicago |
| 2007 | GARRETT STAFFORD signed as free agent from San Jose |
| 2007 | MARK HARTIGAN signed as free agent from Anaheim |
| 2007 | RANDALL GELECH signed as free agent from Florida |
| 2007 | BRETT ENGELHARDT signed as free agent from Toronto |
| 2007 | AARON DOWNEY signed as free agent from Montreal |
| 2008 | FRANCIS LEMIEUX from Montreal for Brett Engelhardt |
| 2008 | Lost Matt Ellis to Los Angeles on waivers |
| 2008 | DARREN McCARTY signed as free agent from Flint (IHL) |
| 2008 | BRAD STUART from Los Angeles for second-round pick in 2008 Entry Draft (later traded to Colorado) and fourth-round pick in 2009 (later traded to Atlanta) |
| 2008 | JAMIE TARDIF signed as free agent from Grand Rapids (AHL) |
| 2008 | VILLE LEINO signed as free agent from Jokerit (Finland) |
| 2008 | TY CONKLIN signed as free agent from Pittsburgh |
| 2008 | MARIAN HOSSA signed as free agent from Pittsburgh |
| 2008 | DARREN HAYDAR signed as free agent from Atlanta |
| 2008 | BRENT RAEDEKE signed as free agent from Edmonton (WHL) |
| 2008 | BRIAN LASHOFF signed as free agent from Barrie (OHL) |
| 2008 | Lost Kyle Quincey to Los Angeles on waivers |
| 2009 | SEBASTIEN PICHE signed as free agent from Rimouski (QMJHL) |
| 2009 | FRANCIS PARE signed as free agent from Chicoutimi (QMJHL) |
| 2009 | JORDAN PEARCE signed as free agent from Notre Dame (CCHA) |
| 2009 | KRIS NEWBURY and JEREMY WILLIAMS signed as free agents from Toronto |
| 2009 | TRAVIS EHRHARDT signed as free agent from Portland (WHL) |
| 2009 | DOUG JANIK signed as free agent from NY Rangers |
| 2009 | ANDY DELMORE signed as free agent from Hamburg (DEL) |
| 2009 | PATRICK EAVES signed as free agent from Boston |

- 2009 JASON WILLIAMS signed as free agent from Columbus
- 2009 TODD BERTUZZI signed as free agent from Calgary
- 2009 WILLIE COETZEE signed as free agent from Red Deer (WHL)
- 2009 BRAD MAY signed as free agent from Toronto
- 2009 DREW MILLER claimed off waivers from Tampa Bay

2010s

- 2010 OLE-KRISTIAN TOLLEFSEN and fifth-round pick in 2011 (Mattias Backman) from Philadelphia for Ville Leino
- 2010 JORDAN OWENS from NY Rangers for Kris Newbury
- 2010 RILEY ARMSTRONG from Calgary for Andy Delmore
- 2010 ILARI FILPPULA signed as free agent from TPS (Finland)
- 2010 CHRIS MINARD signed as free agent from Edmonton
- 2010 JAMIE JOHNSON signed as free agent from Florida
- 2010 JOEY MacDONALD signed as free agent from Toronto
- 2010 MIKE MODANO signed as free agent from Dallas
- 2010 RUSLAN SALEI signed as free agent from Colorado
- 2010 TREVOR PARKES signed as free agent from Montreal (QMJHL)
- 2010 Lost Mattias Ritola to Tampa Bay on waivers
- 2011 EVGENI NABOKOV signed as free agent from SKA (KHL)
- 2011 Lost Evgeni Nabokov to NY Islanders on waivers
- 2011 MIKE COMMODORE signed as free agent from Columbus
- 2011 IAN WHITE signed as free agent from San Jose
- 2011 GARNET EXELBY signed as free agent from Chicago
- 2011 CHRIS CONNER signed as free agent from Pittsburgh
- 2011 TY CONKLIN signed as free agent from St. Louis
- 2011 FABIAN BRUNNSTROM signed as free agent from Toronto
- 2012 KYLE QUINCEY from Tampa Bay for Sebastien Piche and first-round pick in 2012 Entry Draft (Andrei Vasilevski)
- 2012 Conditional seventh-round pick in 2013 Entry Draft from Tampa Bay for Mike Commodore
- 2012 ANDREW MURRAY and conditional seventh-round pick in 2014 Entry Draft (Alexander Kadeykin) from San Jose for Brad Stuart
- 2012 DAMIEN BRUNNER signed as free agent from Zug (Swiss)
- 2012 JONAS GUSTAVSSON signed as free agent from Winnipeg
- 2012 JORDIN TOOTOO signed as free agent from Nashville
- 2012 MIKAEL SAMUELSSON signed as free agent from Florida
- 2012 CARLO COLAIACOVO signed as free agent from St. Louis
- 2013 KENT HUSKINS signed as free agent from Norfolk (AHL)
- 2013 DANNY DeKEYSER signed as free agent from Western Michigan (CCHA)
- 2013 Conditional seventh-round pick in 2014 Entry Draft from Philadelphia for Kent Huskins
- 2013 JARED COREAU signed as free agent from Northern Michigan (CCHA)
- 2013 LUKE GLENENING signed as free agent from Grand Rapids (AHL)
- 2013 DANIEL ALFREDSSON signed as free agent from Ottawa
- 2013 STEPHEN WEISS signed as free agent from Florida
- 2014 DAVID LEGWAND from Nashville for Patrick Eaves, Calle Jarnkrok and second-round pick in 2014 Entry Draft (later traded to San Jose)
- 2014 COLIN CAMPBELL signed as free agent from Lake Superior St. (WCHA)
- 2014 TOMAS NOSEK signed as free agent from Pardubice (Czech)
- 2014 KEVIN PORTER signed as free agent from Buffalo
- 2014 ANDY MIELE signed as free agent from Arizona

DETROIT RED WINGS MOMENTS

NICKLAS LIDSTROM JERSEY RETIREMENT THE DETROIT RED WINGS RETIRED LIDSTROM'S NO.5 ON MARCH 6, 2014



No. 5 became the seventh number to hang high in the rafters of Joe Louis Arena, as Nicklas Lidstrom's career was honored on March 6, 2014 prior to the Red Wings hosting the Colorado Avalanche. Dozens of Lidstrom's teammates, family and friends were on hand to celebrate the career of the four-time Stanley Cup champion and seven-time Norris Trophy winner.

A

JUSTIN ABDELKADER, LW 2007-08 TO PRESENT

| | |
|----------------------------|--|
| Gerry Abel, C | 1966-67 |
| Sid Abel, C-LW | 1938-39 to 42-43; 45-46 to 51-52 |
| Gene Achtymichuk, C | 1957-58 |
| Greg C. Adams, LW | 1989-90 |
| Micah Aivazoff, LW | 1993-94 |
| Gary Aldcorn, LW | 1959-60 to 60-61 |
| Daniel Alfredsson | 2013-14 |
| Keith Allen, D | 1953-54 to 54-55 |
| Ralph Almas, G | 1946-47; 52-53 |
| Adam Almqvist, D | 2013-14 |
| Dave Amadio, D | 1957-58 |
| Dale Anderson, D | 1956-57 |
| Earl Anderson, RW | 1974-75 |
| Ron Anderson, RW | 1967-68 to 68-69 |
| Tom Anderson, C | 1934-35 |
| JOAKIM ANDERSSON, C | 2011-12 TO PRESENT |
| Al Arbour, D | 1953-54; 55-56 to 57-58 |
| Jack Arbour, D-LW | 1926-27 |
| Murray Armstrong, C | 1943-44 to 45-46 |
| Brent Ashton, LW | 1986-87 to 87-88 |
| Ossie Asmundson, RW | 1934-35 |
| Pierre Aubry, C-LW | 1983-84 to 84-85 |
| Phillipe Audet, LW | 1998-99 |
| Larry Aurie, RW | 1927-28 to 38-39 |
| Sean Avery, C | 2001-02 to 2002-03 |

B

| | |
|-----------------------|--|
| Pete Babando, LW | 1949-50 |
| Ace Bailey, LW | 1972-73 to 73-74 |
| Bob Bailey, RW | 1956-57 to 57-58 |
| Doug Baldwin, D | 1946-47 |
| Doug Barkley, D | 1962-63 to 65-66 |
| Ryan Barnes, LW | 2003-04 |
| David Barr, RW | 1986-87 to 90-91 |
| John Barrett, D | 1980-81 to 85-86 |
| Marty Barry, C | 1935-36 to 38-39 |
| Hank Bassen, G | 1960-61 to 63-64; 65-66 to 66-67 |
| Frank Bathe, D | 1974-75 to 75-76 |
| Andy Bathgate, C-RW | 1965-66 to 66-67 |
| Bob Baun, D | 1968-69 to 70-71 |
| Sergei Bautin, D | 1993-94 |
| Red Beattie, LW | 1937-38 |
| Clarence Behling, D | 1940-41 to 42-43 |
| Pete Bellefeuille, RW | 1926-27; 28-29 to 29-30 |
| Frank Bennett, C | 1943-44 |
| Red Berenson, C | 1970-71 to 74-75 |
| Michel Bergeron, RW | 1974-75 to 77-78 |
| Marc Bergevin, D | 1995-96 |
| Gary Bergman, D | 1964-65 to 74-75 |
| Thommie Bergman, D | 1972-73 to 74-75; 77-78 to 79-80 |
| Fred Berry, C | 1976-77 |
| Todd Bertuzzi, RW | 2006-07, 2009-10 to 2013-14 |
| Phil Besler, RW | 1938-39 |
| Pete Bessone, D | 1937-38 |
| Allan Bester, G | 1990-91 to 91-92 |
| Bill Beveridge, G | 1929-30 |
| Tom Bissett, C | 1990-91 |

| | |
|--------------------------|--|
| Steve Black, LW | 1949-50 to 50-51 |
| Tom Bladon, D | 1980-81 |
| Mike Blaisdell, RW | 1980-81 to 82-83 |
| Mike Bloom, LW | 1974-75 to 76-77 |
| John Blum, D | 1988-89 |
| Marc Boileau, C | 1961-62 |
| Patrick Boileau | 2002-03 |
| Gilles Boisvert, G | 1959-60 |
| Leo Boivin, D | 1965-66 to 66-67 |
| Ivan Boldirev, C-LW | 1982-83 to 84-85 |
| Dan Bolduc, RW | 1978-79 to 79-80 |
| Marcel Bonin, LW | 1952-53 to 54-55 |
| Darryl Bootland, RW | 2003-04 to 2006-07 |
| Henry Boucha, LW | 1971-72 to 73-74 |
| Claude Bourque, G | 1939-40 |
| Ralph "Scotty" Bowman, D | 1934-35 to 39-40 |
| Rick Bowness, RW | 1977-78 |
| Yank Boyd, RW | 1934-35 |
| John Brenneman, LW | 1967-68 |
| Carl Brewer, D | 1969-70 |
| Archie Briden, LW | 1926-27 |
| Mel Bridgman, LW-C | 1987-88 to 87-88 |
| Bernie Brophy, C | 1928-29 to 29-30 |
| Adam Brown, LW | 1941-42 to 43-44; 45-46 to 46-47 |
| Andy Brown, G | 1971-72 to 72-73 |
| Arnie Brown, D | 1970-71 to 71-72 |
| Connie Brown, C | 1938-39 to 42-43 |
| Doug Brown, RW/LW | 1995 to 2000-01 |
| Gerry Brown, LW | 1941-42; 45-46 |
| Larry Brown, D | 1970-71 |
| Stan Brown, D | 1927-28 |
| Jeff Brubaker, C | 1988-89 |
| Ed Bruneteau, RW | 1941-42; 43-44 to 48-49 |
| Mud Bruneteau, RW | 1935-36 to 45-46 |
| Damien Brunner, RW | 2012-13 |
| Fabian Brunstrom, LW | 2011-12 |
| Bill Brydget, D | 1928-29 |
| John Bucyk, LW | 1955-56 to 56-57 |
| Tony Bukovich, LW | 1943-44 to 44-45 |
| Hy Buller, D | 1943-44 to 44-45 |
| Charlie Burns, C | 1958-59 |
| Shawn Burr, C | 1984-85 to 95 |
| Cummy Burton, LW | 1955-56; 57-58 to 58-59 |
| Eddie Bush, D | 1938-39; 41-42 |
| Walter Buswell, D | 1932-33 to 34-35 |
| Yuri Butsayev, C | 1999-2000 to 2000-01 |
| Dmitri Bykov, D | 2002-03 |

C

| | |
|---------------------------|---------------------------------|
| Kyle Calder, LW | 2006-07 |
| MITCH CALLAHAN, RW | 2013-14 TO PRESENT |
| Al Cameron, D | 1975-76 to 78-79 |
| Craig Cameron, RW | 1966-67 |
| Colin Campbell, D | 1982-83 to 84-85 |
| Terry Carkner, D | 1993-94 to 95 |
| Gene Carrigan, C | 1932-33 to 33-34 |
| Billy Carroll, C | 1985-86 to 86-87 |
| Greg Carroll, C | 1978-79 |
| Dwight Carruthers, D | 1965-66 |

| | |
|-----------------------|----------------------------------|
| Frank Carson, RW | 1931-32 to 33-34 |
| Jimmy Carson, C | 1989-90 to 92-93 |
| Joe Carveth, RW-C | 1940-41 to 45-46; 49-50 to 50-51 |
| Bart Crashley, D | 1965-66 to 68-69; 74-75 |
| Frank Cernik, LW | 1984-85 |
| John Chabot, C | 1987-88 to 90-91 |
| Milan Chalupa, D | 1984-85 |
| Bob Champoux, G | 1963-64 |
| Guy Charron, C-LW | 1970-71 to 74-75 |
| Lude Check, LW | 1943-44 |
| Chris Chelios, D | 1998-99 to 2008-09 |
| Real Chevrefils, LW | 1955-56 |
| Tim Cheveldae, G | 1988-89 to 93-94 |
| Alain Chevrier, G | 1990-91 |
| Steve Chiasson, D | 1987-88 to 93-94 |
| Dino Ciccarelli, RW | 1992-93 to 95-96 |
| Chris Cichocki, RW | 1985-86 to 86-87 |
| Wendel Clark, LW | 1998-99 |
| DAN CLEARY, RW | 2005-06 TO PRESENT |
| Rejean Cloutier, D | 1979-80 to 81-82 |
| Roland Cloutier, C | 1977-78 to 78-79 |
| Steve Coates, RW | 1976-77 |
| Paul Coffey, D | 1992-93 to 95-96 |
| Carlo Colaiacovo, D | 2012-13 |
| Bill Collins, RW | 1970-71 to 73-74 |
| Mike Commodore, D | 2011-12 |
| Brian Conacher, C | 1971-72 |
| Charlie Conacher, RW | 1938-39 |
| Jim Conacher, LW | 1945-46 to 48-49 |
| Roy Conacher, LW | 1946-47 |
| Ty Conklin, G | 2008-09; 2011-12 |
| Alex Connell, G | 1931-32 |
| Wayne Connelly, RW | 1968-69 to 70-71 |
| Chris Conner, RW | 2011-12 |
| Bob Connors, C | 1928-29 to 29-30 |
| Bob Cook, RW | 1972-73 |
| Carson Cooper, RW | 1927-28 to 31-32 |
| Norm Corcoran, RW | 1955-56 |
| Murray Costello, C | 1955-56 to 56-57 |
| Gerry Couture, RW | 1944-45 to 50-51 |
| Abbie Cox, G | 1933-34 |
| Danny Cox, LW | 1931-32 |
| Murray Craven, LW-C | 1982-83 to 83-84 |
| Bobby Crawford, C | 1982-83 |
| Jim Creighton, C | 1930-31 to 31-32 |
| Cory Cross, D | 2005-06 |
| Doug Crossman, D | 1990-91 to 91-92 |
| Gary Croteau, LW | 1969-70 |
| Troy Crowder, RW | 1991-92 |
| Roger Crozier, G | 1963-64 to 69-70 |
| Wilf Cude, G | 1933-34 |
| Barry Cullen, RW | 1959-60 |
| Ray Cullen, C | 1966-67 |
| Jim Cummins, LW | 1991-92 to 92-93 |
| Ian Cushman, D | 1963-64 |

D

| | |
|--------------------------|----------------------------------|
| Frank Daley, D-LW | 1928-29 |
| Joe Daley, G | 1971-72 |
| Mathieu Dandenault, RW-D | 1995-96 to 2003-04 |
| PAVEL DATSYUK, C | 2001-2002 TO PRESENT |
| Lorne Davis, RW | 1954-55 |
| Bob Davis, D | 1932-33 |
| Mal Davis, RW | 1978-79 to 80-81 |
| Billy Dea, LW | 1956-57 to 57-58; 69-70 to 70-71 |
| Don Deacon, C | 1936-37; 38-39 to 39-40 |
| Nelson DeBenedet, LW | 1973-74 |
| Denis Dejordy, G | 1972-73 to 73-74 |
| DANNY DEKEYSER, D | 2012-13 TO PRESENT |
| Gilbert Delorme, D | 1987-88 to 88-89 |
| Alex Delvecchio, C-LW | 1950-51 to 73-74 |
| Boyd Devereaux, C | 2000-01 to 2003-04 |
| Al Dewsbury, D | 1946-47 to 47-48; 49-50 |
| Per Djoos, D | 1990-91 |
| Ed Diachuk, LW | 1960-61 |
| Bob Dillabough, LW | 1961-62 to 64-65 |
| Cecil Dillon, RW | 1939-40 |
| Bill Dineen, RW | 1953-54 to 57-58 |
| Peter Dineen, D | 1989-90 |
| Connie Dion, G | 1943-44 to 44-45 |
| Marcel Dionne, C | 1971-72 to 74-75 |
| Gary Doak, D | 1965-66; 1972-73 |
| Dotty Dolson, G | 1928-29 to 30-31 |
| Bobby Dollas, D | 1990-91 to 92-93 |
| Lloyd Doran, C | 1946-47 |
| Red Doran, D | 1937-38 |
| Ken Doraty, RW | 1937-38 |
| Kent Douglas, D | 1967-68 to 68-69 |
| Les Douglas, C | 1940-41; 42-43; 46-47 |
| Aaron Downey, RW | 2007-08 to 2008-09 |
| Dallas Drake, C-LW | 1992-93 to 93-94; 2007-08 |
| Kris Draper, C | 1993-94 to 2010-11 |
| Rene Drolet, RW | 1974-75 |
| Clarence Drouillard, C | 1937-38 |
| Gilles Dube, LW | 1953-54 |
| Steve Duchesne, D | 1999-00 to 2001-02 |
| Ron Duguay, RW-C | 1983-84 to 85-86 |
| Lorne Duguid, LW | 1934-35 to 35-36 |
| Art Duncan, D | 1926-27 |
| Blake Dunlop, C | 1983-84 |

E

| | |
|-----------------------------|----------------------------------|
| Bruce Eakin, C | 1985-86 |
| Murray Eaves, C | 1987-88; 1989-90 |
| Patrick Eaves, RW | 2009-10 to 2013-14 |
| Tim Ecclestone, RW | 1970-71 to 73-74 |
| Roy Edwards, G | 1967-68 to 70-71; 72-73 to 73-74 |
| Pat Egan, D | 1943-44 |
| Gerry Ehman, RW | 1958-59 |
| Bo Elik, LW | 1962-63 |
| Darren Eliot, G | 1987-88 |
| Matt Ellis, LW | 2006-07 |
| Cory Emmerton | 2010-11 to 2013-14 |
| Hap Emms, LW | 1931-32 to 33-34 |
| JONATHAN ERICSSON, D | 2007-08 TO PRESENT |

Anders Eriksson, D 1995-96 to 98-99
 Bob Errey, LW 1995-96 to 96-97
 Bob Essensa, G 1993-94
 Chris Evans, D 1973-74
 Stu Evans, D 1930-31; 32-33 to 33-34

F

Bob Falkenberg, D 1966-67 to 68-69; 70-71 to 71-72
 Alex Faulkner, C 1962-63 to 63-64
 Bernie Federko, C 1989-90
 Lorne Ferguson, LW 1955-56 to 57-58
 Sergei Fedorov, C 1990-91 to 2002-03
 Brent Fedyk, D 1987-88 to 91-92
 Mark Ferner, D 1995

LANDON FERRARO, C 2013-14 TO PRESENT

Viacheslav Fetisov, D 1995 to 97-98
 Gummy Fielder, C 1952-53; 57-58
 Tom Filmore, RW 1930-31 to 31-32
 Valtteri Filppula, C 2005-06 to 2012-13
 Jiri Fischer, D 1999-2000 to 2006-07
 Dunc Fisher, RW 1958-59
 Joe Fisher, RW 1939-40 to 42-43
 Lee Fogolin, D 1947-48 to 50-51
 Rick Foley, D 1973-74
 Mike Foligno, RW 1979-80 to 81-82
 Bill Folk, D 1951-52 to 52-53
 Len Fontaine, RW 1972-73 to 73-74
 Val Fonteyne, C-LW 1959-60 to 62-63; 64-65 to 66-67
 Dwight Foster, C 1982-83 to 85-86
 Yip Foster, D 1933-34 to 34-35
 Frank Foyston, C 1926-27 to 27-28
 Bobby Francis, C 1982-83
 Jimmy Franks, G 1936-37 to 37-38; 43-44
 Gord Fraser, D 1927-28 to 28-29

JOHAN FRANZEN, C 2005-06 TO PRESENT

Frank Frederickson, C 1926-27; 30-31
 Tim Friday, D 1985-86
 Miroslav Frycer, RW 1988-89
 Robbie Forek, C 1972-73 to 73-74

G

Bill Gadsby, D 1961-62 to 65-66
 Jody Gage, RW 1980-81 to 81-82; 83-84
 Art Gagne, RW 1931-32
 Johnny Gallagher, D 1932-33; 36-37
 Gerard Gallant, LW 1984-85 to 92-93
 Dave Gagner, G 1990-91
 George Gardner, G 1965-66 to 67-68
 Danny Gare, RW 1981-82 to 85-86
 Johan Garpenlov, LW 1990-91 to 91-92
 Dave Gatherum, G 1953-54
 Fern Gauthier, RW 1945-46 to 48-49
 George Gee, C 1948-49 to 50-51
 Ed Giacomin, G 1975-76 to 77-78
 Gus Giesebrecht, C 1938-39 to 41-42
 Gilles Gilbert, G 1980-81 to 82-83
 Brent Gilchrist, C 1997-98 to 2001-02
 Todd Gill, D 1998-99; 1999-2000 to 2000-01
 Art Giroux, RW 1935-36
 Larry Giroux, D 1974-75 to 77-78

LUKE GLENDENING, C 2013-14 TO PRESENT

Lorry Gloeckner, D 1978-79
 Fred Glover, RW 1948-49 to 51-52
 Howie Glover, RW 1960-61 to 61-62
 Warren Godfrey, D 1955-56 to 61-62; 63-64 to 67-68
 Pete Goegan, D 1957-58 to 66-67
 Bob Goldham, D 1950-51 to 55-56
 Leroy Goldsworthy, RW 1930-31; 32-33
 Yan Golubovsky, D 1997-98 to 1999-2000
 Ebbie Goodfellow, C-D 1929-30 to 42-43
 Fred Gordon, RW 1926-27
 Ted Graham, D 1933-34 to 34-35
 Danny Grant, LW 1974-75 to 77-78
 Doug Grant, G 1973-74 to 75-76
 Leo Gravelle, RW 1950-51
 Adam Graves, C 1987-88 to 89-90
 Gerry Gray, G 1970-71
 Harrison Gray, G 1963-64
 Red Green, LW 1928-29
 Rick Green, D 1990-91
 Stu Grimson, LW 1995 to 96-97
 Lloyd Gross, LW 1933-34 to 34-35
 Don Grosso, C 1938-39; 44-45
 Danny Gruen, LW 1972-73 to 73-74
 Bep Guidolin, LW 1947-48 to 48-49

JONAS GUSTAVSSON, G 2012-13 TO PRESENT**H**

Marc Habscheid, C/RW 1989-90 to 90-91
 Lloyd Haddon, D 1959-60
 Gord Haidy, RW 1949-50
 Slim Halderson, D 1926-27
 Len Haley, RW 1959-60 to 60-61
 Bob Halkidis, D 1993-94 to 95
 Glenn Hall, G 1952-53; 54-55 to 56-57
 Murray Hall, C 1964-65 to 66-67
 Doug Halward, D 1986-87 to 88-89
 Jean Hamel, D 1973-74 to 80-81
 Ted Hampson, C 1963-64 to 64-65; 66-67 to 67-68
 Glen Hanlon, G 1986-87 to 90-91
 Dave Hanson, D 1978-79
 Emil Hanson, D 1932-33
 Terry Harper, D 1975-76 to 78-79
 Billy Harris, C 1965-66
 Ron Harris, D 1962-63 to 63-64; 68-69 to 71-72
 Ted Harris, D 1973-74
 Gerry Hart, D 1968-69 to 71-72
 Harold Hart, LW 1926-27
 Mark Hartigan, C 2007-08
 Buster Harvey, RW 1975-76 to 76-77
 Doug Harvey, D 1966-67
 Dominik Hasek, G 2001-2002; 2003-2004, 2006-07 to 2007-08
 Derian Hatcher, D 2003-04
 Ed Hatoum, RW 1968-69 to 69-70
 George Hay, C-LW 1927-28 to 30-31; 32-33
 Jim Hay, D 1952-53 to 54-55
 Galen Head, RW 1967-68
 Rich Healey, D 1960-61
 DARREN HELM, C 2007-08 TO PRESENT

| | |
|-----------------------|------------------------------------|
| Paul Henderson, LW | 1962-63 to 67-68 |
| Jack Hendrickson, D | 1957-58 to 58-59; 61-62 |
| Jim Herberts, C | 1928-29 to 29-30 |
| Art Herchenratter, C | 1940-41 |
| Bryan Hextall, C | 1975-76 |
| Dennis Hextall, C | 1975-76 to 78-79 |
| Glenn Hicks, LW | 1979-80 to 80-81 |
| Harold Hicks, D | 1929-30 to 30-31 |
| Tim Higgins, RW | 1986-88 to 88-89 |
| Dutch Hiller, LW | 1941-42 |
| Jim Hillier, LW | 1992-93 |
| Larry Hillman, D | 1954-55 to 56-57 |
| John Hilworth, D | 1977-78 to 79-80 |
| Kevin Hodson, G | 1995-96 to 98-99 |
| Bill Hogaboam, C | 1972-73 to 75-76; 78-79 to 79-80 |
| Ken Holland, G | 1983-84 |
| Flash Hollett, D | 1943-44 to 45-46 |
| Bucky Hollingworth, D | 1955-56 to 57-58 |
| Chuck Holmes, RW | 1958-59; 61-62 |
| Hap Holmes, G | 1926-27 to 27-28 |
| Tomas Holmstrom, LW | 1996-97 to 2011-12 |
| John Holota, C | 1942-43; 45-46 |
| Pete Horeck, RW-LW | 1946-47 to 48-49 |
| Marian Hossa, RW | 2008-09 |
| Doug Houda, D | 1985-86; 1987-88 to 90-91; 1998-99 |

| | |
|------------------------|---------------------------|
| JIMMY HOWARD, G | 2005-06 TO PRESENT |
| Gordie Howe, RW | 1946-47 to 70-71 |
| Mark Howe, D | 1992-93 to 95 |
| Syd Howe, C-LW | 1934-35 to 45-46 |
| Steve Hrymnak, D | 1952-53 |
| Willie Huber, D | 1978-79 to 82-83 |
| Jiri Hudler, C | 2003-04, 2008-09, 2010-12 |
| Ron Hudson, RW | 1937-38; 39-40 |
| Brent Hughes, D | 1973-74 |
| Rusty Hughes, D | 1929-30 |
| Brett Hull, RW | 2001-2002 to 2003-04 |
| Dennis Hull, LW | 1977-78 |
| Kent Huskins, D | 2012-13 |
| Matt Hussey, C | 2006-07 |

I

| | |
|-----------------------|---------|
| Miroslav Ihnacak, LW | 1988-89 |
| Peter Ing, G | 1993-94 |
| Earl Ingarfield, C-LW | 1980-81 |
| Ron Ingram, D | 1963-64 |

J

| | |
|-------------------|-------------------------|
| Hal Jackson, D | 1940-41; 42-43 to 46-47 |
| Doug Janik, D | 2009-10 to 2011-12 |
| Lou Jankowski, RW | 1950-51; 52-53 |
| Gary Jarrett, LW | 1966-67 to 67-68 |
| Pierre Jarry, LW | 1973-74 to 74-75 |
| Larry Jeffrey, LW | 1961-62 to 64-65 |
| Bill Jennings, RW | 1940-41 to 43-44 |
| Al Jensen, G | 1980-81 |
| Al Johnson, RW | 1960-61 to 62-63 |
| Brian Johnson, RW | 1983-84 |
| Danny Johnson, C | 1971-72 |
| Earl Johnson, C | 1953-54 |
| Greg Johnson, C | 1993-94 to 96-97 |

| | |
|------------------------|---------------------------|
| Larry Johnston, D | 1971-72 to 73-74 |
| Ed Johnstone, RW | 1983-84; 85-86 to 85-87 |
| Greg Joly, D | 1976-77 to 82-83 |
| Buck Jones, D | 1938-39 to 39-40; 41-42 |
| Curtis Joseph | 2002-03 to 2003-04 |
| Ed Joyal, C | 1962-63 to 64-65 |
| TOMAS JURCO, RW | 2013-14 TO PRESENT |

K

| | |
|---------------------|-------------------------|
| Red Kane, D | 1943-44 |
| Al Karlander, C-LW | 1969-70 to 72-73 |
| Jack Keating, LW | 1938-39 to 39-40 |
| Duke Keats, C | 1926-27 to 27-28 |
| Dave Kelly, RW | 1976-77 |
| Pete Kelly, RW | 1935-36 to 38-39 |
| Red Kelly, D | 1947-48 to 59-60 |
| Forbes Kennedy, C | 1957-58 to 59-60; 61-62 |
| Sheldon Kennedy, RW | 1989-90 to 93-94 |
| Alan Kerr, RW | 1991-92 |
| Brian Kilrea, LW | 1957-58 |
| Hec Kilrea, LW | 1931-32; 35-36 to 39-40 |
| Ken Kilrea, C-LW | 1939-40 to 41-42; 43-44 |
| Wally Kilrea, C | 1934-35 to 37-38 |

| | |
|-----------------------|---------------------------|
| JAKUB KINDL, D | 2009-10 TO PRESENT |
|-----------------------|---------------------------|

| | |
|--------------------------|--------------------------------------|
| Kris King, RW | 1987-88 to 88-89 |
| Scott King, G | 1990-91 to 91-92 |
| Mark Kirtson, C | 1980-81 to 82-83 |
| Kelly Kisio, C | 1982-83 to 85-86 |
| Hobie Kitchen, D | 1926-27 |
| Petr Klima, LW-RW | 1985-86 to 89-90; 1998-99 |
| Mike Knuble, RW | 1996-97 to 1997-98 |
| Joe Kocur, RW | 1984-85 to 90-91; 96-97 to 1999-2000 |
| Ladislav Kohn, RW | 2001-2002 |
| Steve Konroyd, D | 1992-93 to 93-94 |
| Vladimir Konstantinov, D | 1991-92 to 96-97 |
| Tomas Kopecky, RW | 2005-06 to 2008-09 |
| Jim Korn, D | 1979-80 to 81-82 |
| Mike Korney, RW | 1973-74 to 75-76 |
| Chris Kotsopoulos, D | 1989-90 |
| Vyacheslav Kozlov, C | 1991-92 to 2000-01 |
| Dale Krentz, LW | 1986-87 to 88-89 |

| | |
|---------------------------|---------------------------|
| NIKLAS KRONWALL, D | 2003-04 TO PRESENT |
|---------------------------|---------------------------|

| | |
|-------------------------|-------------------------|
| Jim Krulicki, LW | 1970-71 |
| Gord Kruppke, D | 1990-91; 92-93 to 93-94 |
| Uwe Krupp, D | 1998-99 to 2001-02 |
| Mike Krushelnyski, LW/C | 1995 |
| Dave Kryskow, LW | 1974-75 |
| Mark Kumpel, RW | 1986-87 to 87-88 |
| Maxim Kuznetsov, D | 2000-01 to 2001-02 |

L

| | |
|---------------------|---|
| Leo Labine, RW | 1960-61 to 61-62 |
| Dan Labraaten, LW | 1978-79 to 80-81 |
| Randy Ladouceur, D | 1982-83 to 86-87 |
| Mark Laforest, G | 1985-86 to 86-87 |
| Claude Laforge, LW | 1958-59; 60-61 to 61-62; 63-64 to 64-65 |
| Roger Lafreniere, D | 1962-63 |
| Serge Lajeunesse, D | 1970-71 to 72-73 |
| Hec Lalonde, C | 1957-58 |
| Joe Lamb, LW | 1937-38 |

WEARERS OF THE WINGED WHEEL



| | |
|-------------------------|--|
| Mark Lamb, C | 1986-87 |
| Lane Lambert, RW | 1983-84 to 85-86 |
| Marc Lamothe, G | 2003-04 |
| Robert Lang, C | 2003-04 to 2006-07 |
| Josh Langfeld, RW | 2006-07 |
| Al Langlois, D | 1963-64 to 64-65 |
| Darryl Laplante, C | 1997-98 to 1999-2000 |
| Rick Lapointe, D | 1975-76 to 76-77 |
| Martin Lapointe, RW | 1991-92 to 2000-01 |
| Igor Larionov, C | 1995-96 to 1999-2000; 2000-01 to 2002-03 |
| Reed Larson, D | 1976-77 to 85-86 |
| BRIAN LASHOFF, D | 2012-13 TO PRESENT |
| Brian Lavender, LW | 1972-73 to 73-74 |
| Dan Lawson, RW | 1967-68 to 68-69 |
| Reggie Leach, RW | 1982-83 |
| Jim Leavins, D | 1985-86 |
| Brett Lebeda, D | 2005-06 to 2009-10 |
| Fernand Leblanc, RW | 1976-77 to 78-79 |
| J.P. Leblanc, C | 1975-76 to 78-79 |
| Rene Leclerc, RW | 1968-69; 70-71 |
| Manny Legace, G | 1999-2000 to 2005-06 |
| Claude Legris, G | 1980-81 to 81-82 |
| David Legwand, C | 2013-14 |
| Ville Leino, LW | 2008-09 to 2009-10 |
| Real Lemieux, LW | 1966-67 |
| Tony Leswick, RW | 1951-52 to 54-55; 57-58 |
| Dave Lewis, D | 1986-87 to 87-88 |
| Herb Lewis, LW | 1928-29 to 38-39 |
| Nick Libett, LW | 1967-68 to 78-79 |
| Tony Licari, RW | 1946-47 |
| Nicklas Lidstrom, D | 1991-92 to 2011-12 |
| Andreas Lijla, D | 2005-06 to 2009-10 |
| Ted Lindsay, LW | 1944-45 to 56-57; 64-65 |
| Carl Liscombe, LW | 1937-38 to 45-46 |
| Ed Litzenberger, RW | 1961-62 |
| Bill Lochead, RW | 1974-75 to 78-79 |
| Mark Lofthouse, RW | 1981-82 to 82-83 |
| Claude Loiselle, C | 1981-82 to 85-86 |
| Barry Long, D | 1979-80 |
| Clem Loughlin, D | 1926-27 to 27-28 |
| Ron Low, G | 1977-78 |
| Larry Lozinski, G | 1980-81 |
| Dave Lucas, D | 1962-63 |
| Don Luce, C | 1970-71 |
| Harry Lumley, G | 1943-44 to 49-50 |
| Len Lundie, C-RW | 1958-59 to 61-62 |
| Tord Lundstrom, LW | 1973-74 |
| Pat Lundy, C | 1945-46 to 48-49 |
| Chris Luongo, D | 1990-91 |
| George Lyle, LW | 1979-80 to 81-82 |
| Jack Lynch, D | 1973-74 to 74-75 |
| Vic Lynn, D | 1943-44 |

M

| | |
|----------------------|--------------------|
| Joey MacDonald, G | 2006-07 to 2011-12 |
| Lowell MacDonald, RW | 1961-62 to 64-65 |
| Parker MacDonald, LW | 1960-61 to 66-67 |
| Bruce MacGregor, RW | 1960-61 to 70-71 |
| Calum MacKay, LW | 1946-47; 48-49 |

| | |
|----------------------------|--|
| Howard Mackie, RW | 1936-37 to 37-38 |
| Don MacLean, RW | 2005-06 |
| Paul MacLean, RW | 1988-89 |
| Rick MacLeish, LW | 1983-84 |
| Brian MacLellan, LW | 1991-92 |
| John MacMillan, LW | 1963-64 to 64-65 |
| Jamie Macoun, D | 1997-98 to 1998-99 |
| Frank Mahovlich, LW | 1967-68 to 70-71 |
| Pete Mahovich, C | 1965-66 to 68-69; 79-80 to 80-81 |
| Steve Maltais, LW | 1979-81, 1993-94 |
| Kirk Maltby, LW | 1995-96 to 2009-10 |
| Dan Maloney, LW | 1975-76 to 77-78 |
| Randy Manery, D | 1970-71 to 71-72 |
| Ken Mann, RW | 1975-76 |
| Bob Manno, LW-D | 1983-84 to 84-85 |
| Norm Maracle, G | 1997-98 to 1998-99 |
| ALEXEY MARCHENKO, D | 2013-14 TO PRESENT |
| Lou Marcon, D | 1958-59 to 59-60; 62-63 |
| Gus Marker, RW | 1932-33 to 33-34 |
| Danny Markov | 2006-07 |
| Brad Marsh, D | 1990-91 to 91-92 |
| Gary Marsh, LW | 1967-68 |
| Bert Marshall, D | 1965-66 to 67-68 |
| Clare Martin, D | 1949-50 to 50-51 |
| Pit Martin, C | 1961-62; 63-64 to 65-66 |
| Don Martineau, RW | 1975-76 to 76-77 |
| Steve Martinson, D | 1987-88 |
| Charlie Mason, RW | 1938-39 |
| Roland Matte, D | 1929-30 |
| Brad May, RW | 2009-10 |
| Gary McAdam, RW | 1980-81 |
| Jud McAtee, LW | 1943-44 to 44-45 |
| Stan McCabe, LW | 1929-30 to 30-31 |
| Doug McCaig, D | 1941-42; 45-46 to 47-48 |
| Rick McCann, C | 1967-68 to 71-72; 74-75 |
| Tom McCarthy, LW | 1956-57 to 58-59 |
| Darren McCarthy, LW | 1993-94 to 2003-04; 2007-08 to 2008-09 |
| Kevin McClelland, RW | 1989-90 to 90-91 |
| Bob McCord, D | 1965-66 to 67-68 |
| Dale McCourt, C | 1977-78 to 81-82 |
| Bill McCreary, LW | 1957-58 |
| Brad McCrimmon, D | 1990-91 to 92-93 |
| Brian McCutcheon, LW | 1974-75 to 76-77 |
| Ab McDonald, LW | 1965-66 to 66-67; 71-72 |
| Bucko McDonald, D | 1934-35 to 38-39 |
| Byron McDonald, LW | 1939-40; 44-45 |
| Al McDonough, RW | 1977-78 |
| Bill McDougall, C | 1990-91 |
| Pete McDuffe, G | 1975-76 |
| Mike McEwen, D | 1985-86 |
| Jim McFadden, C | 1946-47 to 50-51 |
| Bob McGill, D | 1991-92 |
| Tom McGratton, G | 1947-48 |
| Bert McNenly, LW | 1930-31 to 31-32 |
| Jack McIntyre, LW | 1957-58 to 59-60 |
| Doug McKay, LW | 1949-50 |
| Randy McKay, RW | 1988-89 to 90-91 |
| Walt McKechnie, C | 1974-75 to 76-77; 81-82 to 82-83 |

| | |
|------------------------|----------------------------------|
| Tony McKegney, RW | 1989-90 |
| Don McKenney, LW | 1965-66 |
| Bill McKenzie, G | 1973-74 to 74-75 |
| John McKenzie, RW | 1959-60 to 60-61 |
| Andrew McKim, C | 1995 |
| Rollie McLaren, D | 1945-46 |
| Al McLeod, D | 1973-74 |
| Don McLeod, G | 1970-71 |
| Mike McMahon, D | 1969-70 |
| Max McNab, C | 1947-48 to 50-51 |
| Billy McNeill, RW | 1956-57 to 59-60; 62-63 to 63-64 |
| Stu McNeill, C | 1957-58 to 59-60 |
| Basil McRae, LW | 1985-86 to 86-87 |
| Chris McRae, LW | 1989-90 |
| Pat McReavy, LW | 1941-42 |
| Derek Meech, D | 2006-07 to 2010-11 |
| Harry Meeking, LW | 1926-27 |
| Tom Mellor, D | 1973-74 to 74-75 |
| Gerry Melnyk, C | 1955-56; 59-60 to 60-61 |
| Barry Melrose, D | 1983-84; 85-86 |
| Howie Menard, C | 1963-64 |
| Glenn Merkosky, LW | 1985-86; 89-90 |
| Corrado Micalef, G | 1981-82 to 85-86 |
| Nick Mickoski, LW | 1957-58 to 58-59 |
| Hugh Millar, D | 1946-47 |
| Greg Millen, G | 1991-92 |
| DREW MILLER, LW | 2009-10 TO PRESENT |
| Kevin Miller, RW | 1990-91 to 91-92; 2003-04 |
| Perry Miller, D | 1977-78 to 80-81 |
| Tom Miller, C | 1970-71 |
| Eddie Mio, G | 1983-84 to 85-86 |
| Dmitri Mironov, D | 1997-98 |
| John Miszuk, D | 1963-64 |
| Bill Mitchell, D | 1963-64 |
| Mike Modano | 2010-11 |
| John Mokosak, D | 1988-89 to 89-90 |
| Ron Moffatt, LW | 1932-33 to 34-35 |
| Garry Monahan, LW | 1969-70 |
| Hank Montieth, LW | 1968-69 to 70-71 |
| Alfie Moore, G | 1939-40 |
| Don Morrison, C | 1947-48 to 48-49 |
| Jim Morrison, D | 1959-60 |
| Rod Morrison, RW | 1947-48 |
| Dean Morton, D | 1989-90 |
| Gus Mortson, D | 1958-59 |
| Alex Motter, D | 1937-38 to 42-43 |
| John Mowers, G | 1940-41 to 42-43; 46-47 |
| PETR MRAZEK, G | 2012-13 TO PRESENT |
| Mark Mowers, RW | 2003-04 to 2005-06 |
| Wayne Muloin, D | 1963-64 |
| Don Murdoch, RW | 1981-82 |
| Brian Murphy, C | 1974-75 |
| Joe Murphy, C-RW | 1986-87 to 89-90 |
| Larry Murphy, D | 1996-97 to 2000-01 |
| Ron Murphy, LW | 1964-65 to 65-66 |
| Jan Mursak, RW | 2010-11 to 2012-13 |
| Ken Murray, D | 1972-73 |
| Terry Murray, D | 1976-77 |

Anders Myrvold, D 2003-04

N

| | |
|---------------------------|---------------------------|
| Jim Nahrang, D | 1974-75 to 76-77 |
| Vaclav Nedomansky, C-RW | 1977-78 to 81-82 |
| Kris Newbury, C | 2009-2010 |
| Rick Newell, D | 1972-73 to 73-74 |
| John Newman, C | 1930-31 |
| Eddie Nicholson, D | 1947-48 |
| Jim Niekamp, D | 1970-71 to 71-72 |
| Jim Niil, RW | 1987-88 to 89-90 |
| Reg Noble, D | 1927-28 to 32-33 |
| Ted Nolan, LW | 1981-82; 83-84 |
| Brad Norton, D | 2006-07 |
| Lee Norwood, D | 1986-87 to 90-91 |
| Hank Nowak, LW | 1974-75 |
| GUSTAV NYQUIST, LW | 2011-12 TO PRESENT |

O

| | |
|--------------------------|--|
| Adam Oates, C | 1985-86 to 88-89 |
| Russ Oatman, LW | 1926-27 |
| Mike O'Connell, D | 1985-86 to 89-90 |
| Gerry Odrowski, D | 1960-61 to 62-63 |
| John Ogrordnick, LW | 1979-80 to 86-87; 92-93 |
| Fredrik Olausson, D | 2001-2002 |
| Murray Oliver, C | 1957-58; 59-60 to 60-61 |
| Dennis Olson, LW | 1957-58 |
| Jimmy Orlando, D | 1936-37 to 37-38; 39-40 to 42-43 |
| Mark Osborne, LW | 1981-82 to 82-83 |
| Chris Osgood, G | 1993-94 to 2000-01; 2005-06 to 2010-11 |
| XAVIER OUELLET, D | 2013-14 TO PRESENT |

P

| | |
|----------------------|-------------------------|
| Pete Palangio, LW | 1927-28 |
| Brad Park, D | 1983-84 to 84-85 |
| Joe Paterson, LW | 1980-81 to 83-84 |
| George Patterson, RW | 1934-35 |
| Butch Paul, C | 1964-65 |
| Marty Pavelich, LW | 1947-48 to 56-57 |
| Jim Pavese, D | 1987-88 to 88-89 |
| Mark Pederson, LW | 1993-94 |
| Bert Peer, RW | 1939-40 |
| Bob Perreault, G | 1958-59 |
| Jim Peters, Jr., C | 1964-65 to 67-68 |
| Jim Peters, Sr., RW | 1949-50 to 50-51; 53-54 |
| Brent Peterson, C | 1978-79 to 81-82 |
| Gord Pettinger, C | 1933-34 to 37-38 |
| Robert Picard, D | 1989-90 |
| Alex Pirus, RW | 1979-80 |
| Rob Plumb, LW | 1977-78 to 78-79 |
| Nellie Podolsky, LW | 1948-49 |
| Bud Poile, RW | 1948-49 |
| Don Poile, C-RW | 1954-55; 57-58 |
| Dennis Polonich, RW | 1974-75 to 80-81; 82-83 |
| Poul Popiel, D | 1968-69 to 69-70 |
| Marc Potvin, LW | 1990-91 to 91-92 |
| Dean Prentice, LW | 1965-66 to 68-69 |
| Noel Price, D | 1961-62 |
| Keith Primeau, C/LW | 1990-91 to 95-96 |
| Bob Probert, LW-RW | 1985-86 to 93-94 |
| Andre Pronovost, LW | 1962-63 to 64-65 |

| | |
|----------------------------|---------------------------|
| Marcel Pronovost, D | 1949-50 to 64-65 |
| Metro Prystai, RW-C | 1950-51 to 57-58 |
| TEEMU PULKKINEN, RW | 2013-14 TO PRESENT |
| Cliff Purpur, RW | 1944-45 |
| Chris Pusey, G | 1985-86 |
| Jamie Pushor, D | 1995-96 to 97-98 |
| Nelson Pyatt, C | 1973-74 to 74-75 |

Q

| | |
|------------------------|---|
| Bill Quackenbush, D | 1942-43 to 48-49 |
| KYLE QUINCEY, D | 2005-06 TO 2007-08, 2011-12 TO PRESENT |

R

| | |
|----------------------|----------------------------------|
| Yves Racine, D | 1989-90 to 92-93 |
| Brian Rafalski, D | 2007-08 to 2010-11 |
| Clare Raglan, D | 1950-51 |
| Mike Ramsey, D | 1995-96; 96-97 |
| Bill Ranford, G | 1998-99 |
| Matt Ravlich, D | 1969-70 |
| Marc Reaume, D | 1959-60 to 60-61 |
| Billy Reay, C | 1943-44 to 44-45 |
| Mickey Redmond, RW | 1970-71 to 75-76 |
| Dutch Reibel, C | 1953-54 to 57-58 |
| Gerry Reid, C | 1948-49 |
| Leo Reise, D | 1946-47 to 51-52 |
| Dave Richardson, LW | 1967-68 |
| Terry Richardson, G | 1973-74 to 76-77 |
| Steve Richmond, D | 1985-86 |
| Vincent Riendeau, G | 1991-92 to 93-94 |
| Dennis Riggan, G | 1959-60; 62-63 |
| Jim Riley, RW | 1926-27 |
| Bob Ritchie, LW | 1976-77 to 77-78 |
| Mattias Ritola, C | 2007-08 to 2009-10 |
| Jamie Rivers, D | 2003-04 to 2005-06 |
| Wayne Rivers, RW | 1961-62 |
| John Ross Roach, G | 1932-33 to 34-35 |
| Phil Roberto, RW | 1974-75 to 75-76 |
| Doug Roberts, RW | 1965-66 to 67-68; 73-74 to 74-75 |
| Earl Robertson, G | 1936-37 |
| Fred Robertson, D | 1933-34 |
| Torrie Robertson, LW | 1988-89 to 89-90 |
| Nathan Robinson, LW | 2003-04 |
| Luc Robitaille, LW | 2001-2002 to 2002-2003 |
| Mike Robitaille, D | 1970-71 |
| Desse Roche, RW | 1934-35 |
| Earl Roche, LW | 1934-35 |
| Dave Rochefort, C | 1966-67 |
| Leon Rochefort, RW | 1971-72 to 72-73 |
| Harvey Rockburn, D | 1929-30 to 30-31 |
| Marc Rodgers, RW | 1999-2000 |
| Stacy Rost, C | 1998-99 to 1999-2000 |
| Dale Rolfe, D | 1969-70 to 70-71 |
| Rollie Rossignol, LW | 1943-44; 45-46 |
| Rolly Roulston, D | 1936-37 |
| Bob Rouse, D | 1995 to 97-98 |
| Tom Rowe, RW | 1982-83 |
| Bernie Ruelle, LW | 1943-44 |
| Pat Rupp, G | 1963-64 |
| Jimmy Rutherford, G | 1970-71; 73-74 to 80-81; 82-83 |

S

| | |
|-------------------------|---|
| Andre St. Laurent, C | 1977-78 to 78-79; 83-84 |
| Sam St. Laurent, G | 1986-87 to 89-90 |
| Rustan Salei, D | 2010-11 |
| Borje Salming, D | 1989-90 |
| Barry Salovaara, D | 1974-75 to 75-76 |
| Mikael Samuelsson, RW | 2005-06 to 2009-10; 2012-13 to 2013-14 |
| Ulf Samuelsson, D | 1998-99 |
| Tomas Sandstrom, RW-LW | 1996-97 |
| Ed Sanford, C | 1955-56 |
| Bob Sauve, G | 1981-82 |
| Terry Sawchuk, G | 1949-50 to 54-55; 57-58 to 63-64; 68-69 |
| Kevin Schamehorn, RW | 1976-77; 79-80 |
| Mathieu Schneider, D | 2002-03 to 2006-07 |
| Jim Schoenfeld, D | 1981-82 to 82-83 |
| Dwight Schofield, D | 1976-77 |
| Enio Sclisizzi, LW | 1946-47 to 49-50; 51-52 |
| Earl Seibert, D | 1944-45 to 45-46 |
| Ric Seiling, RW | 1986-87 |
| Brendan Shanahan, RW-LW | 1996-97 to 2005-06 |
| Daniel Shank, RW | 1989-90 to 90-91 |
| Jeff Sharples, D | 1986-87 to 88-89 |
| RILEY SHEAHAN, C | 2011-12 TO PRESENT |
| Doug Shedden, RW | 1985-86 to 86-87 |
| Bobby Sheehan, C | 1976-77 |
| Tim Sheehy, RW | 1977-78 |
| Frank Sheppard, C | 1927-28 |
| John Sheppard, LW | 1926-27 to 27-28 |
| Ray Sheppard, RW | 1991-92 to 95 |
| Gord Sherritt, D | 1943-44 |
| John Sherf, LW | 1935-36 to 38-39; 43-44 |
| Jim Shires, LW | 1970-71 |
| Steve Short, D | 1978-79 |
| Gary Shuchuk, RW | 1990-91 |
| Dave Silk, RW | 1984-85 |
| Mike Sillinger, C | 1990-91 to 95 |
| Cully Simon, D | 1942-43 to 44-45 |
| Thain Simon, D | 1946-47 |
| Cliff Simpson, C | 1946-47 to 47-48 |
| Reg Sinclair, RW | 1952-53 |
| Darryl Sittler, C-LW | 1984-85 |
| Bjorne Skaare, C | 1978-79 |
| Glen Skov, C | 1949-50 to 54-55 |
| Jiri Slegr, D | 2001-02 |
| Al Smith, G | 1971-72 |
| Alex Smith, D | 1931-32 |
| Brad Smith, RW | 1980-81 to 84-85 |
| BRENDAN SMITH, D | 2011-12 TO PRESENT |
| Brian Smith, LW | 1957-58; 60-61 |
| Carl Smith, LW | 1943-44 |
| Derek Smith, C | 1981-82 to 82-83 |
| Floyd Smith, RW | 1962-63 to 67-68 |
| Greg Smith, D | 1981-82 to 85-86 |
| Nakina Dalton Smith, LW | 1943-44 |
| Normie Smith, G | 1934-35 to 38-39; 43-44 to 44-45 |
| Rick Smith, D | 1980-81 |
| Ted Snell, RW | 1974-75 |
| Harold Snepets, D | 1985-86 to 87-88 |
| Sandy Snow, RW | 1968-69 |

Dennis Sobchuk, C 1979-80
 Ken Solheim, LW 1982-83
 Bob Solinger, LW 1959-60
 John Sorrell, LW 1930-31 to 37-38
 Fred Speck, C 1968-69 to 69-70
 Ted Speers, RW 1985-86
 Irv Spencer, D-LW 1963-64 to 65-66; 67-68

RYAN SPROUL, D 2013-14 TO PRESENT

Ron Stackhouse, D 1971-72 to 73-74
 Garrett Stafford, D 2007-08
 Ed Stankiewicz, LW 1953-54; 55-56
 Wilf Starr, C 1933-34 to 35-36
 Vic Stasiuk, RW-LW 1950-51 to 54-55; 60-61 to 62-63
 Ray Staszak, RW 1985-86
 Frank Steele, LW 1930-31
 Greg Stefan, G 1981-82 to 89-90
 Pete Sternkowski, C 1967-68 to 70-71
 Blair Stewart, LW 1973-74 to 74-75
 Gaye Stewart, LW 1950-51
 Jack Stewart, D 1938-39 to 42-43; 45-46 to 49-50
 Gord Strate, D 1956-57 to 58-59
 Art Stratton, C 1963-64
 Brad Stuart, D 2007-08 to 2011-12
 Herb Stuart, G 1926-27
 Barry Sullivan, RW 1947-48
 Bill Sutherland, LW 1971-72

T

John Taft, D 1978-79
 Jean-Guy Talbot, D 1967-68
 Chris Tancil, C 1991-92 to 92-93

TOMAS TATAR, LW 2010-11 TO PRESENT

Billy Taylor, C 1946-47
 Ted Taylor, LW 1966-67
 Tim Taylor, LW 1993-94 to 96-97
 Harvey Teno, G 1938-39
 Larry Thibeault, LW 1944-45
 Steve Thomas, RW 2003-04
 Billy Thomson, RW 1938-39; 43-44
 Cecil Thompson, G 1938-39 to 39-40
 Errol Thompson, LW 1977-78 to 80-81
 Jordin Tootoo, RW 2012-13 to 2013-14
 Jerry Toppazzini, RW 1955-56
 Larry Trader, D 1982-83; 84-85
 Percy Traub, D 1927-28 to 28-29
 Dave Trotter, LW 1938-39
 Joe Turner, G 1941-42

U

Norm Ullman, C 1955-56 to 67-78
 Garry Unger, C 1967-68 to 70-71

V

Rogie Vachon, G 1978-79 to 79-80
 Eric Vail, LW 1981-82
 Rick Vasko, D 1979-80 to 80-81
 Darren Veitch, D 1985-86 to 87-88
 Pat Verbeek, RW 1999-2000 to 2000-01
 Mike Vernon, G 1995 to 96-97
 Dennis Vial, D 1990-91 to 92-93
 Doug Volmer, RW 1969-70 to 71-72

Carl Voss, C 1932-33

W

Jack Walker, LW 1926-27 to 27-28
 Bob Wall, D 1964-64 to 66-67; 71-72
 Jesse Wallin, D 1999-2000; 2000-01 to 2002-03
 Wes Walz, C 1995-96
 Aaron Ward, D 1993-94 to 2000-01
 Eddie Wares, RW 1937-38 to 42-43
 Bryan Watson, D 1965-66 to 66-67; 73-74 to 76-77
 Harry Watson, LW 1942-43; 45-46
 Jim Watson, D 1963-64 to 65-66; 67-68 to 69-70
 Brian Watts, LW 1975-76
 Tom Webster, RW 1970-71 to 71-72; 79-80
 Cooney Weiland, C 1933-34 to 34-35
 Stan Weir, C 1982-83

STEPHEN WEISS, C 2013-14 TO PRESENT

Carl Wetzell, G 1964-65
 Ian White, D 2011-12 TO 2012-13
 Bob Whitelaw, D 1940-41 to 41-42
 Ray Whitney, LW 2003-04
 Archie Wilder, LW 1940-41
 Bob Wilkie, D 1990-91
 Burr Williams, D 1933-34; 36-37
 Dave "Tiger" Williams, LW 1984-85
 Fred Williams, C 1976-77
 Jason Williams, C 2000-01 to 2003-04; 2009-10
 John Wilson, LW 1949-50 to 54-55; 57-58 to 58-59
 Larry Wilson, C 1949-50; 51-52 to 52-53
 Ross "Lefty" Wilson, G 1953-54
 Rick Wilson, D 1976-77
 Murray Wing, D 1973-74
 Eddie Wiseman, RW 1932-33 to 35-36
 Steve Wochy, C-RW 1944-45; 46-47
 Benny Woit, D 1950-51 to 54-55
 Mike Wong, C 1975-76
 Paul Woods, LW 1977-78 to 83-84
 Jason Woolley 2002-03 to 2005-06
 Ken Wregget, G 1999-2000
 Larry Wright, RW-C 1977-78

Y

Jason York, D 1992-93 to 95
 B. J. Young, R 1999-2000
 Doug Young, D 1931-32 to 38-39
 Howie Young, D 1960-61 to 62-63; 66-67 to 67-68
 Warren Young, LW 1985-86
 Paul Ysebaert, LW 1990-91 to 92-93
 Steve Yzerman, C 1983-84 to 2005-06

Z

Larry Zeidel, D 1951-52 to 52-53
 Ed Zeniuk, D 1954-55
HENRIK ZETTERBERG, LW 2002-03 TO PRESENT
 Rick Zombo, D 1984-85 to 91-92
 Rudy Zurich, D 1943-44

DETROIT RED WINGS ALL-TIME NUMBERS



NO. 1

| | |
|-----------------|----------------------------------|
| Harry Holmes | 1926-27 to 27-28 |
| Dolly Dolson | 1928-29 to 30-31 |
| Bill Beveridge | 1929-30 |
| Alex Connell | 1931-32 |
| John Ross Roach | 1932-33 to 34-35 |
| Abbie Cox | 1933-34 |
| Wilf Cude | 1933-34 |
| Norm Smith | 1934-35 to 38-39, 43-44 to 44-45 |
| Earl Robertson | 1936-37 |
| Jim Franks | 1936-37 to 37-38, 43-44 |
| Harvey Teno | 1938-39 |
| Cecil Thompson | 1938-39 to 39-40 |
| Alf Moore | 1939-40 |
| Claude Bourque | 1939-40 |
| John Mowers | 1940-41 to 42-43 |
| Joe Turner | 1941-42 |
| Connie Dior | 1943-44 to 44-45 |
| Harry Lumley | 1943-44 to 49-50 |
| Ralph Adams | 1946-47 |
| Terry Sawchuk | 1949-50 to 54-55, 57-58 to 63-64 |

(Retired Mar. 6, 1994)

| | |
|------------------|-------------------------|
| Dave Gatherum | 1953-54 |
| Lefty Wilson | 1953-54 |
| Glenn Hall | 1954-55 to 56-57 |
| Bob Perrault | 1958-59 |
| Dennis Riggins | 1959-60, 62-63 |
| Gilles Boisvert | 1959-60 |
| Hank Bassen | 1960-61 to 62-63 |
| Roger Crozier | 1964-65 to 69-70 |
| Roy Edwards | 1967-68, 72-73 to 73-74 |
| Jim Rutherford | 1970-71, 74-75 to 80-81 |
| Don McLeod | 1970-71 |
| Joe Daley | 1971-72 |
| Terry Richardson | 1973-74, 75-76 |
| Bill McKenzie | 1973-74 |
| Gilles Gilbert | 1980-81 to 82-83 |
| Corrado Micalef | 1983-84 to 85-86 |
| Glen Hanton | 1986-87 to 90-91 |

NO. 2

| | |
|------------------|----------------------------------|
| Clem Loughlin | 1926-27 to 27-28 |
| Percy Traub | 1928-29 |
| Harvey Rockburn | 1929-30 to 30-31 |
| Alex Smith | 1931-32 |
| Doug Young | 1932-33 to 38-39 |
| Burr Williams | 1936-37 |
| Rolly Roulston | 1936-37 |
| John Gallagher | 1936-37 |
| Jack Stewart | 1939-40 to 42-43, 45-46 to 49-50 |
| Buck Jones | 1941-42 |
| Clarence Behling | 1942-43 |
| Cully Simon | 1943-44 to 44-45 |
| Gerry Couture | 1944-45 |
| Bob Goldham | 1950-51 to 55-56 |
| Larry Hillman | 1956-57 |
| Al Arbour | 1956-57 to 57-58 |
| Pete Goegon | 1958-59 to 61-62, 65-66 |
| Jim Morrison | 1959-60 |
| Noel Price | 1961-62 |
| Jack Hendrickson | 1961-62 |
| Howie Young | 1962-63 |
| Ron Ingram | 1963-64 |
| Al Langlois | 1963-64 to 64-65 |
| Jim Watson | 1963-64 |

| | |
|--------------------|--------------------------------------|
| Bob McCord | 1965-66 |
| Dwight Carruthers | 1965-66 |
| Warren Godfrey | 1965-66 |
| Gary Bergman | 1966-67 to 74-75 |
| Mike Korney | 1973-74 |
| Al McLeod | 1973-74 |
| Terry Harper | 1975-76 to 78-79 |
| Barry Long | 1979-80 |
| Rick Smith | 1980-81 |
| John Barrett | 1980-81 |
| Jim Schoenfield | 1981-82 to 82-83 |
| Larry Trader | 1984-85 |
| Barry Melrose | 1985-86 |
| Mike O'Connell | 1985-86 to 89-90 |
| Brad McCrimmon | 1990-91 to 92-93 |
| Terry Carkner | 1993-94 to 95 |
| Viacheslav Fetisov | 1995-96 to 97-98 |
| Ulf Samuelsson | 1998-99 |
| Jiri Fischer | 1999-2000 to 2002-03; 05-06 to 06-07 |
| Derian Hatcher | 2003-04 |

BRENDAN SMITH 2011-12 TO PRESENT

NO. 3

| | |
|-------------------|-------------------------|
| Slim Halderson | 1926-27 |
| Pete Bellefeuille | 1926-27 |
| Reg Noble | 1927-28 to 32-33 |
| Emil Hanson | 1932-33 |
| Carl Voss | 1932-33 |
| John Gallagher | 1932-33 |
| Stu Evans | 1933-34 |
| Ted Graham | 1933-34 to 34-35 |
| Bucko McDonald | 1934-35 to 38-39 |
| Jack Stewart | 1938-39 |
| Scotty Bowman | 1938-39 to 39-40 |
| Don Deacon | 1939-40 |
| Alex Motter | 1939-40 to 42-43 |
| Buck Jones | 1941-42 |
| Gordie Sherritt | 1943-44 |
| Vic Lynn | 1943-44 |
| Murray Armstrong | 1943-44 to 45-46 |
| Bill Quackenbush | 1946-47 to 48-49 |
| Clare Martin | 1949-50 to 50-51 |
| Ben Woit | 1951-52 |
| Marcel Pronovost | 1952-53 to 64-65 |
| Bill Mitchell | 1963-64 |
| Gary Bergman | 1965-66 |
| Bert Marshall | 1965-66 to 66-67 |
| Bob McCord | 1967-68 |
| Jean Guy Talbot | 1967-68 |
| Warren Godfrey | 1967-68 |
| Bob Falkenberg | 1967-68 to 68-69, 71-72 |
| Paul Popeil | 1968-69 to 69-70 |
| Jim Watson | 1969-70 |
| Gerry Hart | 1969-70 |
| Dale Rolfe | 1970-71 |
| Jim Niekamp | 1971-72 |
| Larry Johnston | 1971-72 to 73-74 |
| Murray Wing | 1973-74 |
| Jack Lynch | 1974-75 |
| Jim Nahrang | 1974-75, 76-77 |
| Larry Giroux | 1975-76 to 76-77 |
| Perry Miller | 1977-78 to 80-81 |
| Rick Vasko | 1979-80 |
| John Barrett | 1981-82 to 85-86 |

DETROIT RED WINGS ALL-TIME NUMBERS



| | |
|----------------|----------------------|
| Steve Chiasson | 1986-87 to 93-94 |
| Bob Rouse | 1995 to 97-98 |
| Doug Houda | 1998-99 |
| Jesse Wallin | 1999-2000 to 2002-03 |
| Andreas Lilja | 2005-06 to 2009-10 |
| Kent Huskins | 2012-13 |

NO. 4

| | |
|--------------------|----------------------------------|
| Harry Meeking | 1926-27 |
| Archie Briden | 1926-27 |
| George Hay | 1927-28 to 30-31 |
| Herb Lewis | 1931-32 to 38-39 |
| John Sorrell | 1937-38 |
| Gus Giesebrecht | 1939-40 |
| Sid Abel | 1939-40 |
| Jim Orlando | 1940-41 to 42-43 |
| Harold Jackson | 1943-44 to 46-47 |
| Jim McFadden | 1946-47 |
| Doug McCaig | 1947-48 to 48-49 |
| Al Dewsbury | 1947-48 |
| Len "Red" Kelly | 1948-49 to 59-60 |
| Marc Reaume | 1959-60 to 60-61 |
| Howie Young | 1960-61 |
| Bill Gadsby | 1961-62 to 65-66 |
| Ron Harris | 1963-64 |
| Bob Wall | 1964-65 |
| Leo Boivin | 1966-67 |
| Howie Young | 1967-68 |
| Bob Baun | 1968-69 to 70-71 |
| Larry Brown | 1970-71 |
| Arnie Brown | 1970-71 to 71-72 |
| Thommie Bergman | 1972-73 to 74-75, 77-78 to 79-80 |
| Bart Crashley | 1974-75 |
| Rick Lapointe | 1975-76 to 76-77 |
| Terry Murray | 1976-77 |
| Larry Giroux | 1977-78 |
| John Hilworth | 1977-78 |
| Rick Vasko | 1977-78, 80-81 |
| Tom Bladon | 1980-81 |
| Rejean Cloutier | 1981-82 |
| Colin Campbell | 1982-83 to 84-85 |
| Tim Friday | 1985-86 |
| Jim Leavins | 1985-86 |
| Jeff Sharples | 1986-87 |
| Rick Zombo | 1986-87 to 91-92 |
| Bob McGill | 1991-92 |
| Mark Howe | 1992-93 to 1995 |
| Jamie Pushor | 1995-96 to 97-98 |
| Uwe Krupp | 1998-99 to 2001-02 |
| Jamie Rivers | 2003-04 to 2005-06 |
| Cory Cross | 2005-06 |
| Kyle Quincey | 2007-08 |
| JAKUB KINDL | 2010-11 TO PRESENT |

NO. 5

| | |
|--------------------|-------------------|
| Frank Frederickson | 1926-27 |
| Duke Keats | 19-26-27 to 27-28 |
| Gord Fraser | 1927-28 to 28-29 |
| Bill Brydge | 1928-29 |
| Bob Connors | 1929-30 |
| Ebbie Goodfellow | 1930-31 to 42-43 |
| Pete Bessone | 1937-38 |
| John Doran | 1937-38 |
| Jim Orlando | 1937-38 |
| Buck Jones | 1938-39, 41-42 |

| | |
|----------------------|--|
| Eddie Bush | 1941-42 |
| Doug McCaig | 1941-42 |
| Clarence Behling | 1942-43 |
| Hal Jackson | 1942-43 |
| Pat Egan | 1943-44 |
| Bill "Flash" Hollett | 1943-44 to 45-46 |
| Hugh Millar | 1946-47 |
| Al Dewsbury | 1946-47 |
| Leo Reise | 1946-47 to 51-52 |
| Ben Woit | 1952-53 to 54-55 |
| Warren Godfrey | 1955-56 to 61-62 |
| Al Arbour | 1955-56 |
| Rich Healey | 1960-61 |
| Doug Barkley | 1962-63 to 65-66 |
| John Misuk | 1963-64 |
| Bob Wall | 1966-67 |
| Doug Harvey | 1966-67 |
| Bob Falkenberg | 1966-67 |
| Bert Marshall | 1967-68 |
| Kent Douglas | 1967-68 to 68-69 |
| Carl Brewer | 1969-70 |
| Serge Lajeunesse | 1970-71 |
| Marcel Dionne | 1971-72 to 73-74 |
| Jean Hamel | 1974-75 to 80-81 |
| Greg Smith | 1981-82 to 85-86 |
| Darren Veitch | 1985-86 to 87-88 |
| John Mokolak | 1988-89 |
| Dean Morton | 1989-90 |
| Peter Dineen | 1989-90 |
| Chris McRae | 1989-90 |
| Rick Green | 1990-91 |
| Nicklas Lidstrom | 1991-92 to 2011-12 (Retired Mar. 6, 2014) |

NO. 6

| | |
|----------------|------------------|
| Jack Walker | 1926-27 to 27-28 |
| Larry Aurie | 1928-29 to 38-39 |
| Cumming Burton | 1957-58 to 58-59 |

NO. 7

| | |
|-------------------|---|
| Russ Oatman | 1926-27 |
| Stan Brown | 1927-28 |
| Pete Palangio | 1927-28 |
| Jim Herberts | 1928-29 |
| Herb Lewis | 1929-30 to 30-31 |
| Hec Kilrea | 1931-32 |
| Art Gagne | 1931-32 |
| Leroy Goldsworthy | 1932-33 |
| George Hay | 1932-33 |
| Carl Voss | 1933-34 |
| Cooney Weiland | 1933-34 to 34-35 |
| Marty Barry | 1935-36 to 38-39 |
| Alex Motter | 1939-40 |
| Don Deacon | 1939-40 |
| Sid Abel | 1939-40 |
| Ken Kilrea | 1940-41 |
| Carl Liscombe | 1940-41 to 45-46 |
| Ted Lindsay | 1946-47 to 56-57 (Retired Nov. 10, 1991) |
| Billy Dea | 1957-58 |
| Hec Lalande | 1957-58 |
| Murray Oliver | 1957-58 |
| Brian Kilrea | 1957-58 |
| Norm Ullman | 1958-59 to 67-68 |
| Garry Unger | 1968-69 to 70-71 |
| Red Berenson | 1970-71 to 74-75 |

DETROIT RED WINGS ALL-TIME NUMBERS



| | |
|-----------------|------------------|
| Dave Kryskow | 1974-75 |
| Dan Maloney | 1975-76 to 77-78 |
| Willie Huber | 1978-79 to 82-83 |
| Joe Paterson | 1983-84 |
| Milan Chalupa | 1984-85 |
| Mike McEwen | 1985-86 |
| Steve Richmond | 1985-86 |
| Eddie Johnstone | 1986-87 |
| Doug Halward | 1986-87 to 88-89 |
| Brent Fedyk | 1988-89 |
| Tony McKegney | 1989-90 |
| Robert Picard | 1989-90 |
| Tom Bissett | 1990-91 |

NO. 8

| | |
|------------------|-------------------------|
| Art Duncan | 1926-27 |
| Carson Cooper | 1927-28 to 29-30 |
| Stu Evans | 1930-31 |
| Danny Cox | 1931-32 |
| Eddie Wiseman | 1932-33 to 34-35 |
| Yip Foster | 1934-35 |
| Syd Howe | 1934-35 to 45-46 |
| Don Deacon | 1936-37 |
| Billy Rea | 1944-45 |
| Cliff Purpur | 1944-45 |
| Pat Lundy | 1945-46 to 48-49 |
| George Gee | 1948-49 to 50-51 |
| Tony Leswick | 1951-52 to 54-55 |
| Dutch Reibel | 1955-56 to 57-58 |
| John Wilson | 1957-58 to 58-59 |
| Barry Cullen | 1959-60 |
| Murray Oliver | 1960-61 |
| Leo Labine | 1960-61 to 61-62 |
| Forbes Kennedy | 1961-62 |
| Lowell MacDonald | 1961-62 to 63-64 |
| Floyd Smith | 1962-63 |
| Art Stratton | 1963-64 |
| Claude Laforge | 1963-64 |
| Pat Martin | 1963-64 to 64-65 |
| Val Fonteyne | 1966-67 |
| Gary Jarrett | 1966-67 to 67-68 |
| Bart Crashley | 1968-69 |
| Rick McCann | 1968-69 to 69-70 |
| Rene Leclerc | 1968-69 |
| Fred Speck | 1969-70 |
| Tom Webster | 1970-71 |
| Bill Sutherland | 1971-72 |
| Dan Johnson | 1971-72 |
| Guy Charron | 1972-73 to 74-75 |
| Ted Snell | 1974-75 |
| Brian McCutcheon | 1974-75 |
| Dennis Polonich | 1975-76 to 80-81, 82-83 |
| Claude Loiselle | 1981-82 |
| Joe Paterson | 1982-83 |
| Tom Rowe | 1982-83 |
| Ted Nolan | 1983-84 |
| Dave Silk | 1984-85 |
| Ray Staszak | 1985-86 |
| Mark Lamb | 1986-87 |
| Jim Nill | 1987-88 to 89-90 |
| Bobby Dollas | 1990-91 to 91-92 |
| Gord Kruppke | 1992-93 |
| Steve Konroyd | 1993-94 |
| Aaron Ward | 1995 |
| Igor Larionov | 1995-96 to 2002-03 |

| | |
|--------------------------|---------------------------|
| Jiri Fischer | 2003-04 |
| Matt Ellis | 2006-07 to 2007-08 |
| JUSTIN ABDELKADER | 2007-08 TO PRESENT |

NO. 9

| | |
|----------------|-------------------------|
| John Sheppard | 1926-27 to 27-28 |
| Herb Lewis | 1928-29 |
| Harold Hicks | 1929-30 |
| Roalnd Matte | 1929-30 |
| Bert McInenly | 1930-31 to 31-32 |
| Frank Carson | 1931-32 to 33-34 |
| Tom Anderson | 1934-35 |
| Ed Wiseman | 1934-35 |
| Wally Kilrea | 1935-36 to 36-37 |
| Pete Kelly | 1937-38 |
| Mud Bruneteau | 1937-38 to 45-46 |
| John Sorrell | 1937-38 |
| Joe Lamb | 1937-38 |
| John Sherf | 1938-39 |
| Connie Brown | 1938-39 |
| Ken Kilrea | 1938-39 |
| Ed Bruneteau | 1943-44 |
| Billy Thompson | 1943-44 |
| Sid Abel | 1945-46 |
| Roy Conacher | 1946-47 |
| Gordie Howe | 1947-48 to 70-71 |
| | (Retired Mar. 12, 1972) |

NO. 10

| | |
|---------------------|-------------------------|
| Frank Foyston | 1926-27 to 27-28 |
| Frank Sheppard | 1927-28 |
| Bob Connors | 1928-29 |
| Ebbie Goodfellow | 1929-30 |
| Carson Cooper | 1930-31 to 31-32 |
| John Sorrell | 1932-33 to 37-38 |
| Clarence Drouillard | 1937-38 |
| Carl Liscombe | 1937-38 to 39-40 |
| Don Grosso | 1939-40 to 44-45 |
| Bill Jennings | 1943-44 |
| Billy Reay | 1943-44 to 44-45 |
| Cliff Purpur | 1944-45 |
| Steve Wochoy | 1944-45 |
| Fern Gauthier | 1945-46 to 47-48 |
| Gerry Brown | 1945-46 |
| Gerry Couture | 1946-47 to 47-48 |
| Max McNab | 1948-49 |
| Ed Bruneteau | 1948-49 |
| Jim Peters | 1949-50 to 50-51 |
| Metro Prystai | 1951-52 to 54-55 |
| Alex Delvecchio | 1954-55 to 73-74 |
| | (Retired Nov. 10, 1991) |
| Dale McCourt | 1977-78 to 81-82 |
| Mark Lofthouse | 1981-82 |
| Claude Loiselle | 1982-83 |
| Ron Duguay | 1983-84 to 85-86 |
| Joe Murphy | 1986-87 to 89-90 |
| Jimmy Carson | 1989-90 to 91-92 |

NO. 11

| | |
|---------------|------------------|
| Hobie Kitchen | 1926-27 |
| Jim Riley | 1926-27 |
| Bernie Brophy | 1928-29 to 29-30 |
| Jim Herberts | 1929-30 |
| Tom Filmore | 1930-31 to 31-32 |
| Frank Steele | 1930-31 |
| Art Gagne | 1931-32 |

DETROIT RED WINGS ALL-TIME NUMBERS



| | |
|--------------------------|----------------------------------|
| Hap Emms | 1931-32 to 33-34 |
| Gord Pettinger | 1934-35 to 37-38 |
| Earl Roche | 1934-35 |
| Scotty Bowman | 1934-35 |
| Wally Kilrea | 1934-35 |
| Red Beattie | 1937-38 |
| Ken Doraty | 1937-38 |
| Eddie Wares | 1937-38 to 42-43 |
| Billy Thompson | 1938-39 |
| Sid Abel | 1939-40 |
| Adam Brown | 1943-44, 45-46 to 46-47 |
| Jud McAtee | 1944-45 |
| Byron McDonald | 1944-45 |
| Pete Horeck | 1946-47 to 48-49 |
| Barry Sullivan | 1947-48 |
| Max McNab | 1949-50 |
| Gaye Stewart | 1950-51 |
| Marty Pavelich | 1951-52 to 56-57 |
| John Wilson | 1957-58 |
| Nick Mickowski | 1957-58 to 58-59 |
| Gary Aldcorn | 1959-60 to 60-61 |
| Vic Stasiuk | 1960-61 to 62-63 |
| Warren Godfrey | 1963-64 |
| Irv Spencer | 1963-64 to 64-65 |
| Lowell MacDonald | 1964-65 |
| John MacMillan | 1964-65 |
| Bob Dillabough | 1964-65 |
| Jim Watson | 1964-65 |
| Val Fonteyne | 1964-65 to 65-66 |
| Pete Mahovich | 1966-67, 68-69 |
| Jim Peters Jr. | 1966-67 to 67-68 |
| Gerry Abel | 1966-67 |
| Gary Monahan | 1969-70 |
| Gary Croteau | 1969-70 |
| Hank Monteith | 1969-70 to 70-71 |
| Don Luce | 1970-71 |
| Leon Rochefort | 1971-72 to 72-73 |
| Brian Lavender | 1972-73 |
| Len Fontaine | 1973-74 |
| Chris Evans | 1973-74 |
| Hank Nowak | 1974-75 |
| Walt McKechnie | 1974-75 to 76-77, 81-82 to 82-83 |
| Rick Bowness | 1977-78 |
| John Taft | 1978-79 |
| Lorry Gloeckner | 1978-79 |
| Pete Mahovich | 1979-80 to 80-81 |
| Murray Craven | 1983-84 |
| Blake Dunlop | 1983-84 |
| Brad Smith | 1984-85 |
| Rick Zombo | 1984-85 |
| Ted Speers | 1985-86 |
| Shawn Burr | 1984-85 to 95 |
| Mathieu Dandenault | 1995-96 to 2003-04 |
| Dan Cleary | 2005-06 to 2013-14 |
| DANIEL ALFREDSSON | 2013-14 TO PRESENT |

NO. 12

| | |
|-------------------|------------------|
| Fred Gordon | 1926-27 |
| Larry Aurie | 1927-28 |
| Pete Bellefeuille | 1928-29 |
| Red Green | 1928-29 |
| Jim Herberts | 1929-30 |
| Stan McCabe | 1929-30 |
| John Sorrell | 1930-31 to 31-32 |
| Walt Buswell | 1932-33 to 34-35 |

| | |
|------------------|---|
| Hec Kilrea | 1935-36 to 39-40 |
| Byron McDonald | 1939-40 |
| Sid Abel | 1940-41 to 42-43, 46-47 to 51-52 (Retired Apr. 29, 1995) |
| Joe Carveth | 1943-44 to 45-46 |
| Glen Skov | 1952-53 to 54-55 |
| Ed Sanford | 1955-56 |
| Metro Prystai | 1955-56 to 57-58 |
| Billy Dineen | 1957-58 |
| Tony Leswick | 1957-58 |
| Dunc Fisher | 1958-59 |
| Gene Achtymichuk | 1958-59 |
| Stu McNeill | 1958-59 |
| Chuck Holmes | 1958-59 |
| Val Fonteyne | 1959-60 to 61-62 |
| Alex Faulkner | 1962-63 to 63-64 |
| Pit Martin | 1963-64 |
| John MacMillan | 1963-64 |
| Bob Dillabough | 1963-64 |
| Ron Murphy | 1964-65 to 65-66 |
| Bruce MacGregor | 1965-66 to 70-71 |
| Tom Miller | 1970-71 |
| Ab McDonald | 1971-72 |
| Henry Boucha | 1971-72 |
| Randy Manery | 1971-72 |
| Bob Cook | 1972-73 |
| Garnet Bailey | 1972-73 to 73-74 |
| Dan Gruen | 1973-74 |
| Marcel Dionne | 1974-75 |
| Bryan Hextall | 1975-76 |
| J.P. Leblanc | 1975-76 to 77-78 |
| Fern Leblanc | 1977-78 |
| Errol Thompson | 1977-78 to 80-81 |
| Brent Peterson | 1980-81 to 81-82 |
| Tom Rowe | 1982-83 |
| Ivan Boldirev | 1982-83 to 84-85 |
| Adam Oates | 1985-86 |
| Billy Carroll | 1985-86 to 86-87 |
| Adam Graves | 1987-88 to 89-90 |
| Sheldon Kennedy | 1989-90 to 90-91 |
| Jimmy Carson | 1991-92 to 92-93 |
| Mike Sillinger | 1993-94 to 95 |
| Bob Errey | 1995 to 96-97 |

NO. 13

| | |
|----------------------|---------------------------|
| Harold Hart | 1926-27 |
| Vyacheslav Kozlov | 1991-92 to 2000-01 |
| PAYEL DATSYUK | 2001-02 TO PRESENT |

NO. 14

| | |
|----------------|------------------|
| Herb Stuart | 1926-27 |
| Percy Traub | 1927-28 |
| Frank Daley | 1928-29 |
| Rusty Hughes | 1929-30 |
| Stan McCabe | 1930-31 |
| Doug Young | 1931-32 |
| Stu Evans | 1932-33 |
| Fred Robertson | 1933-34 |
| Lloyd Gross | 1933-34 |
| Gus Marker | 1933-34 |
| Desse Roche | 1934-35 |
| Lorne Duguid | 1934-35 |
| Wilt Starr | 1935-36 |
| Mud Bruneteau | 1935-36 to 37-38 |
| Hal Mackie | 1936-37 to 37-38 |

DETROIT RED WINGS ALL-TIME NUMBERS



| | |
|-----------------------|---------------------------|
| Alex Motter | 1937-38 to 38-39 |
| Sid Abel | 1938-39 |
| Gus Giesebrecht | 1939-40 to 41-42 |
| Ken Kilrea | 1939-40 |
| Joe Fisher | 1939-40 |
| Gerry Brown | 1941-42 |
| Joe Carveth | 1942-43 |
| Bernie Ruelle | 1943-44 |
| Bill Jennings | 1943-44 |
| Ted Lindsay | 1944-45 to 46-47 |
| Bep Guidolin | 1947-48 to 48-49 |
| Bud Poile | 1948-49 |
| Pete Babando | 1949-50 |
| Metro Prystai | 1950-51 |
| Glen Skov | 1950-51 to 51-52 |
| Reg Sinclair | 1952-53 |
| Dutch Reibel | 1953-54 to 54-55 |
| Real Chevrefils | 1955-56 |
| Lorne Ferguson | 1955-56 to 57-58 |
| Jack McIntyre | 1957-58 to 58-59 |
| Claude Laforge | 1958-59 |
| Gerry Melnyk | 1959-60 to 60-61 |
| Ed Litzenberger | 1961-62 |
| Len Lunde | 1961-62 |
| Bill McNeill | 1962-63 |
| Larry Jeffrey | 1962-63 to 64-65 |
| Butch Paul | 1964-65 |
| Billy Harris | 1965-66 |
| Parker MacDonald | 1965-66 to 66-67 |
| Murray Hall | 1966-67 |
| Doug Roberts | 1966-67 to 67-68 |
| Real Lemieux | 1966-67 |
| Craig Cameron | 1966-67 |
| Gary Marsh | 1967-68 |
| Nick Libett | 1967-68 to 78-79 |
| Dennis Sobchuk | 1979-80 |
| Alex Pirus | 1979-80 |
| Mike Blaisdell | 1980-81 |
| Mal Davis | 1980-81 |
| Don Murdoch | 1981-82 |
| Stan Weir | 1982-83 |
| Lane Lambert | 1983-84 to 85-86 |
| Doug Shedden | 1985-86 to 86-87 |
| Brent Ashton | 1986-87 to 87-88 |
| Miroslav Frycer | 1988-89 |
| Randy McKay | 1988-89 |
| Torrie Robertson | 1988-89 to 89-90 |
| Brent Fedyk | 1990-91 to 91-92 |
| Jim Hiller | 1992-93 |
| Andrew McKim | 1995 |
| Aaron Ward | 1996-97 |
| Brendan Shanahan | 1996-97 to 2005-06 |
| Derek Meech | 2007-08 to 2009-10 |
| GUSTAV NYQUIST | 2011-12 TO PRESENT |

NO. 15

| | |
|-------------------|------------------|
| Jack Arbour | 1926-27 |
| Frank Sheppard | 1927-28 |
| Pete Bellefeuille | 1929-30 |
| Roland Matte | 1929-30 |
| Jim Creighton | 1930-31 to 31-32 |
| John Newman | 1930-31 |
| Hec Kilrea | 1931-32 |
| Gus Marken | 1932-33 |
| Ron Moffatt | 1932-33 |

| | |
|--------------------|-------------------------|
| Gord Pettinger | 1933-34 |
| Gene Carrigan | 1933-34 |
| George Patterson | 1934-35 |
| Lloyd Gross | 1934-35 |
| Wilf Starr | 1934-35 |
| Pete Kelly | 1935-36 to 36-37 |
| John Sherf | 1937-38 to 38-39 |
| Clarence Drouliard | 1937-38 |
| Carl Liscombe | 1937-38 |
| Ron Hudson | 1937-38 |
| Don Deacon | 1938-39 |
| Dave Trotter | 1938-39 |
| Phil Besler | 1938-39 |
| Eddie Bush | 1938-39 |
| Buck Jones | 1938-39 |
| Jack Keating | 1939-40 |
| Connie Brown | 1939-40, 41-42 |
| Archie Wilder | 1940-41 |
| Ed Bruneteau | 1940-41, 44-45 to 47-48 |
| Ken Kilrea | 1941-42, 42-43 |
| Bill Quackenbush | 1942-43 |
| Cully Simon | 1942-43 |
| Frank Bennett | 1943-44 |
| Dalton Smith | 1943-44 |
| Billy Reay | 1943-44 |
| Lude Check | 1943-44 |
| Larry Thibeault | 1944-45 |
| Enio Scisizzi | 1947-48 |
| Fern Gauthier | 1948-49 |
| Nelson Podolsky | 1948-49 |
| Marty Pavelich | 1949-50 to 50-51 |
| Larry Wilson | 1951-52 |
| Alex Delvecchio | 1951-52 to 54-55 |
| Lorne Davis | 1954-55 |
| Larry Hillman | 1954-55 to 55-56 |
| Billy Dea | 1956-57 to 57-58 |
| Metro Prystai | 1957-58 |
| Dennis Olson | 1957-58 |
| Don Poile | 1957-58 |
| Billy McNeill | 1958-59 to 59-60 |
| Jack McIntyre | 1959-60 |
| Howie Glover | 1960-61 to 61-62 |
| Charlie Holmes | 1961-62 |
| Wayne Rivers | 1961-62 |
| Pit Martin | 1961-62 |
| Allan Johnson | 1962-63 |
| Andre Pronovost | 1962-63 to 63-64 |
| Ted Lindsay | 1964-65 |
| Irv Spencer | 1965-66 |
| Gary Jarrett | 1966-67 |
| Ray Cullen | 1966-67 |
| Bart Crashley | 1967-68 |
| Galen Head | 1967-68 |
| Ron Anderson | 1968-69 |
| Fred Speck | 1968-69 |
| Sandy Snow | 1968-69 |
| Hank Monteith | 1968-69 to 69-70 |
| Al Karlander | 1969-70 to 72-73 |
| Rene Leclerc | 1970-71 |
| Robbie Florek | 1973-74 |
| Bill Hogaboam | 1973-74 to 75-76 |
| Brian Watts | 1975-76 |
| Fred Williams | 1976-77 |
| Paul Woods | 1977-78 to 83-84 |
| Claude Loiselle | 1984-85 |

DETROIT RED WINGS ALL-TIME NUMBERS



| | |
|----------------------|---------------------------|
| Chris Cichocki | 1985-86 to 86-87 |
| Mel Bridgman | 1986-87 to 87-88 |
| Paul MacLean | 1988-89 |
| Brent Fedyk | 1989-90 |
| Johan Garpenlov | 1990-91 to 91-92 |
| Sheldon Kennedy | 1992-93 to 93-94 |
| Mike Ramsey | 1995-96 |
| Tomas Holmstrom | 1996-97 to 1997-98 |
| Dmitri Mironov | 1997-98 |
| Todd Gill | 1998-99 |
| Yan Golubovskiy | 1999-2000 |
| Pat Verbeek | 1999-2000 to 2000-01 |
| Ladislav Kohn | 2001-02 |
| Jason Woolley | 2002-03 to 2003-04 |
| Josh Langfeld | 2006-07 |
| RILEY SHEAHAN | 2011-12 TO PRESENT |

NO. 16

| | |
|-------------------|------------------|
| Harold Hicks | 1930-31 |
| Leroy Goldsworthy | 1930-31 |
| Emil Hanson | 1932-33 |
| Carl Voss | 1932-33 |
| Gus Marker | 1933-34 |
| Harry Foster | 1933-34 |
| Wilf Starr | 1933-34 |
| Ron Moffatt | 1933-34 |
| Yank Boyd | 1934-35 |
| Scotty Bowman | 1935-36 to 38-39 |
| John Gallagher | 1936-37 |
| Rollie Rouliston | 1936-37 to 37-38 |
| Buck Jones | 1938-39 |
| Jack Stewart | 1938-39 |
| Jim Orlando | 1939-40 |
| Les Douglas | 1940-41 |
| Clarence Behling | 1940-41 |
| Bill Jennings | 1940-41 to 42-43 |
| Joe Fisher | 1941-42 to 42-43 |
| Adam Brown | 1941-42 to 42-43 |
| Connie Brown | 1942-43 |
| Bill Quackenbush | 1943-44 to 45-46 |
| Rollie Rossignol | 1943-44 |
| Steve Wochy | 1946-47 |
| Gerry Couture | 1946-47 |
| Lloyd Doran | 1946-47 |
| Calum MacKay | 1946-47 |
| Jim McFadden | 1947-48 to 50-51 |
| John Wilson | 1951-52 to 54-55 |
| Fred Glover | 1951-52 |
| Enio Scisizzi | 1951-52 |
| Norm Ullman | 1955-56 to 57-58 |
| Jack Hendrickson | 1958-59 |
| Jake McIntyre | 1958-59 to 59-60 |
| Brian Smith | 1959-60 to 60-61 |
| Claude Laforge | 1960-61 |
| Ed Diachuk | 1960-61 |
| Bruce MacGregor | 1960-61 to 65-66 |
| Bob Wall | 1965-66 |
| Ted Hampson | 1966-67 to 67-68 |
| Garry Unger | 1967-68 |
| Ron Harris | 1968-69 to 71-72 |
| Henry Boucha | 1972-73 to 73-74 |
| Earl Anderson | 1974-75 |
| Michel Bergeron | 1974-75 to 77-78 |
| Andre St. Laurent | 1977-78 to 78-79 |
| Tom Webster | 1979-80 |

| | |
|-----------------------|------------------|
| Rejean Cloutier | 1979-80 |
| Jody Gage | 1980-81 |
| Mark Kirtton | 1981-82 to 82-83 |
| Bobby Francis | 1982-83 |
| Kelly Kisio | 1982-83 to 85-86 |
| Ric Seiling | 1986-87 |
| John Chabot | 1987-88 to 90-91 |
| Vladimir Konstantinov | 1991-92 to 96-97 |

NO. 17

| | |
|--------------------|------------------|
| Frank Frederickson | 1930-31 |
| Leroy Goldsworthy | 1932-33 |
| Ron Moffatt | 1933-34 to 34-35 |
| Burr Williams | 1933-34 |
| Gene Carrigan | 1933-34 |
| Ed Wiseman | 1935-36 |
| Wally Kilrea | 1935-36, 37-38 |
| Art Giroux | 1935-36 |
| John Sherf | 1935-36 |
| Don Deacon | 1936-37 |
| Hal Mackie | 1936-37 |
| John Gallagher | 1936-37 |
| Jim Orlando | 1936-37 to 37-38 |
| Carl Liscombe | 1937-38 |
| Ron Hudson | 1937-38 |
| Pete Bessone | 1937-38 |
| Ken Doraty | 1937-38 |
| John Doran | 1937-38 |
| John Sorrell | 1937-38 |
| Mud Bruneteau | 1937-38 |
| Charlie Conacher | 1938-39 |
| Cecil Dillion | 1939-40 |
| Bert Peer | 1939-40 |
| Joe Carveth | 1940-41 to 41-42 |
| Joe Fisher | 1940-41 |
| Bob Whitelaw | 1941-42 |
| Harry Watson | 1942-43 |
| John Sherf | 1943-44 |
| Frank Kane | 1943-44 |
| Jud McAtee | 1943-44 |
| Ken Kilrea | 1943-44 |
| Hy Butler | 1943-44 |
| Tony Bukovich | 1943-44 |
| Billy Thompson | 1943-44 |
| Steve Wochy | 1944-45 |
| Earl Siebert | 1944-45 to 45-46 |
| Doug McCaig | 1945-46 |
| Gordie Howe | 1946-47 to 47-48 |
| Don Morrison | 1947-48 to 48-49 |
| Pat Lundy | 1948-49 |
| Fred Glover | 1949-50, 51-52 |
| Joe Carveth | 1949-50 to 50-51 |
| Metro Prystai | 1950-51 |
| Alex Delvecchio | 1950-51 |
| John Wilson | 1951-52 |
| Red Almas | 1952-53 |
| Larry Wilson | 1952-53 |
| Marcel Bonin | 1952-53 to 53-54 |
| Bill Dineen | 1953-54 to 56-57 |
| Forbes Kennedy | 1957-58 to 59-60 |
| Murray Oliver | 1959-60 |
| Allan Johnson | 1960-61 |
| Claude Laforge | 1961-62 |
| Bo Elik | 1962-63 |
| Roger Lafreniere | 1962-63 |

DETROIT RED WINGS ALL-TIME NUMBERS



| | |
|----------------|----------------------|
| Floyd Smith | 1962-63 to 67-68 |
| Ted Hampson | 1964-65 |
| Wayne Connelly | 1968-69 to 70-71 |
| Tim Ecclestone | 1970-71 to 73-74 |
| Pierre Jarry | 1973-74 to 74-75 |
| Brian Murphy | 1974-75 |
| Ken Mann | 1975-76 |
| Bobby Sheehan | 1976-77 |
| Steve Coates | 1976-77 |
| Al McDonough | 1977-78 |
| Dave Hanson | 1978-79 |
| Rob Plumb | 1978-79 |
| Mike Foligno | 1979-80 to 81-82 |
| Jody Gage | 1981-82 |
| Mark Lofthouse | 1982-83 |
| Bob Crawford | 1982-83 |
| Brad Smith | 1982-83 |
| Ed Johnstone | 1983-84 |
| Gerald Gallant | 1984-85 to 92-93 |
| Doug Brown | 1995 to 2000-01 |
| Brett Hull | 2001-2002 to 2003-04 |
| Brad Norton | 2006-07 |
| Kyle Calder | 2006-07 |
| Dallas Drake | 2007-08 |
| Patrick Eaves | 2009-10 to 2013-14 |
| David Legwand | 2013-14 |

NO. 18

| | |
|--------------------|-------------------------|
| Bob Davis | 1932-33 |
| Ron Moffatt | 1933-34 |
| Rollie Roulston | 1935-36 |
| John Sherf | 1936-37 |
| Charlie Mason | 1938-39 |
| Jack Stewart | 1938-39 |
| Connie Brown | 1938-39, 40-41 |
| Pete Kelly | 1938-39 |
| Don Grosso | 1939-40 |
| Hec Kilrea | 1939-40 |
| Dutch Hiller | 1941-42 |
| Pat McReavy | 1941-42 |
| Doug McCaig | 1941-42 |
| Cutly Simon | 1942-43 |
| John Holota | 1942-43, 45-46 |
| Les Douglas | 1942-43 |
| Jud McAtee | 1942-43 |
| Bernie Ruelle | 1943-44 |
| Ed Bruneteau | 1943-44 to 44-45 |
| Hy Buller | 1943-44 |
| Gerry Brown | 1945-46 |
| Rollie Rossignol | 1945-46 |
| Jim Conacher | 1945-46 to 48-49 |
| Doug Baldwin | 1946-47 |
| Gerry Couture | 1948-49 to 50-51 |
| Marcel Pronovost | 1951-52 |
| Larry Ziedel | 1952-53 |
| Bill Folk | 1952-53 |
| Jim Hay | 1952-53, 54-55 |
| Al Arbour | 1953-54 |
| Ed Zeniuk | 1954-55 |
| Keith Allen | 1954-55 |
| Bucky Hollingworth | 1955-56 to 56-57 |
| Dale Anderson | 1956-57 |
| Gord Strate | 1957-58 |
| Pete Goegon | 1957-58, 62-63 to 64-65 |
| Gus Mortson | 1958-59 |

| | |
|-------------------|--------------------|
| Jim Morrison | 1959-60 |
| Lloyd Haddon | 1959-60 |
| Gerry Odrowski | 1960-61 to 61-62 |
| Ron Harris | 1962-63 |
| Dave Lucas | 1962-63 |
| Ian Cushman | 1963-64 |
| John Miszuk | 1963-64 |
| Gary Bergman | 1964-65 |
| Bryan Watson | 1965-66 to 66-67 |
| Ted Taylor | 1966-67 |
| Warren Godfrey | 1966-67 |
| Jim Watson | 1967-68 |
| Dan Lawson | 1968-69 |
| Ed Hatoum | 1968-69 |
| Matt Ravlich | 1969-70 |
| Dale Rolfe | 1969-70 |
| Gerry Hart | 1970-71 to 71-72 |
| Bill Sutherland | 1971-72 |
| Rick McCann | 1971-72 |
| Len Fontaine | 1972-73 |
| Blair Stewart | 1973-74 |
| Brian Lavender | 1973-74 |
| Bryan Watson | 1973-74 to 76-77 |
| Kevin Schamehorn | 1976-77 |
| Rob Plumb | 1977-78 |
| Fern Leblanc | 1978-79 |
| J.P. Leblanc | 1978-79 |
| Mal Davis | 1978-79 |
| George Lyle | 1979-80 to 81-82 |
| Danny Gare | 1981-82 to 85-86 |
| Basil McRae | 1986-87 |
| Mark Kumpel | 1986-87 to 87-88 |
| Kris King | 1988-89 |
| Kevin McClelland | 1989-90 to 90-91 |
| Alan Kerr | 1991-92 |
| John Ogradnick | 1992-93 |
| Chris Tancill | 1992-93 |
| Mark Pederson | 1993-94 |
| Mike Krushelnyski | 1995 |
| Kirk Maltby | 1995-96 to 2009-10 |
| Ian White | 2011-12 to 2012-13 |
| JOAKIM ANDERSSON | 2013-14 TO PRESENT |

NO. 19

| | |
|-------------------|-------------------------|
| Jack Stewart | 1938-39 |
| Sid Abel | 1938-39 |
| Gus Giesebrecht | 1938-39 |
| Ron Hudson | 1939-40 |
| Art Herchenratter | 1940-41 |
| Hal Jackson | 1940-41 |
| Harry Watson | 1945-46 |
| Cliff Simpson | 1946-47 |
| Les Douglas | 1946-47 |
| Tony Licari | 1946-47 |
| Hugh Millar | 1946-47 |
| Max McNab | 1947-48 |
| Marty Pavelich | 1947-48 to 48-49 |
| Steve Black | 1949-50 to 50-51 |
| Vic Stasiuk | 1950-51, 52-53 to 54-55 |
| Larry Ziedel | 1951-52 to 52-53 |
| Bill Folk | 1951-52 |
| Larry Jankowski | 1952-53 |
| Steve Hrvrnak | 1952-53 |
| Keith Allen | 1953-54 |
| Don Poile | 1954-55 |

DETROIT RED WINGS ALL-TIME NUMBERS



| | |
|--------------------|--------------------|
| Jerry Toppazini | 1955-56 |
| Murray Costello | 1955-56 to 56-57 |
| Billy McNeill | 1956-57, 63-64 |
| Tom McCarthy | 1957-58 to 58-59 |
| Brian Smith | 1957-58 |
| Dave Adadio | 1957-58 |
| Bucky Hollingworth | 1957-58 |
| Gerry Ehman | 1958-59 |
| Gord Strate | 1958-59 |
| Lou Marcon | 1958-59 to 59-60 |
| Pete Goegon | 1959-60 |
| Parker MacDonald | 1960-61 |
| Marc Roileau | 1961-62 |
| Bob Dillabough | 1961-62 |
| Val Fonteyne | 1962-63 |
| Wayne Muloin | 1963-64 |
| John MacMillan | 1963-64 |
| Paul Henderson | 1963-64 to 67-68 |
| Pete Stenkowski | 1968-69 to 70-71 |
| Hank Monteith | 1970-71 |
| Doug Volmar | 1970-71 |
| Jim Krulicki | 1970-71 |
| Bob Wall | 1971-72 |
| Gary Doak | 1972-73 |
| Rick Foley | 1973-74 |
| Ted Harris | 1973-74 |
| Jean Hamel | 1973-74 |
| Mike Korney | 1974-75 to 75-76 |
| Barry Salovaara | 1974-75 |
| Mike Wong | 1975-76 |
| Rick Wilson | 1976-77 |
| John Hilworth | 1977-78 |
| Dennis Hull | 1977-78 |
| Roland Cloutier | 1978-79 |
| Dan Bolduc | 1978-79 to 79-80 |
| Mal Davis | 1980-81 |
| Gary MacAdam | 1980-81 |
| Eric Vail | 1981-82 |
| Ivan Boldirev | 1982-83 |
| Randy Ladouceur | 1982-83 |
| Steve Yzerman | 1983-84 to 2005-06 |

NO. 20

(retired Jan. 2, 2007)

| | |
|---------------|------------------|
| Sid Abel | 1938-39 |
| Jack Keating | 1938-39 |
| Bob Whitelaw | 1940-41 |
| Rudy Zunich | 1943-44 |
| Tony Bukovich | 1944-45 |
| Gerry Couture | 1945-46 |
| John Mowers | 1946-47 |
| Red Kelly | 1947-48 to 48-49 |
| Enio Scisizzi | 1948-49 to 49-50 |
| Larry Wilson | 1949-50 |
| Glen Skov | 1949-50 |
| Gord Haidy | 1949-50 |
| Leo Gravelle | 1950-51 |
| Max McNab | 1950-51 |
| Jim Hay | 1953-54 |
| Jim Peeters | 1953-54 |
| Marcel Bonin | 1954-55 |
| John Bucyk | 1955-56 to 56-57 |
| Don Poile | 1957-58 |
| Bob Bailey | 1957-58 |
| Len Lunde | 1958-59 to 61-62 |
| Bob Solinger | 1959-60 |

| | |
|--------------------|---------------------------|
| Howie Young | 1961-62 |
| Parker MacDonald | 1961-62 to 64-65 |
| Don McKenney | 1965-66 |
| Murray Hall | 1965-66 |
| Dean Prentice | 1965-66 to 68-69 |
| Ed Hatoum | 1969-70 |
| Jim Niekamp | 1970-71 |
| Mickey Redmond | 1970-71 to 75-76 |
| Dwight Schofield | 1976-77 |
| Don Martineau | 1976-77 |
| Vaclav Nedomansky | 1977-78 to 81-82 |
| Dwight Foster | 1982-83 to 85-86 |
| Tim Higgins | 1986-87 to 88-89 |
| Greg C. Adams | 1989-90 |
| Marc Potvin | 1990-91 |
| Brad Marsh | 1990-91 to 91-92 |
| Martin Lapointe | 1992-93 to 2000-01 |
| Luc Robitaille | 2001-2002 to 2002-03 |
| Mark Mowers | 2003-04 |
| Robert Lang | 2003-04 to 2006-07 |
| Aaron Downey | 2007-08 to 2008-09 |
| Brad May | 2009-10 |
| DREW MILLER | 2009-10 TO PRESENT |

NO. 21

| | |
|--------------------|------------------|
| Pete Kelly | 1938-39 |
| Ken Kilrea | 1938-39, 40-41 |
| Carl Smith | 1943-44 |
| Doug McCaig | 1945-46 |
| Rollie McLarenhan | 1945-46 |
| Thain Simon | 1946-47 |
| Al Dewberry | 1946-47 |
| Enio Scisizzi | 1947-48 |
| Rod Morrison | 1947-48 |
| Lee Fogolin | 1948-49 |
| Marcel Pronovost | 1950-51 |
| Guyle Fielder | 1952-53 |
| Bill Dineen | 1953-54 |
| Earl Johnson | 1953-54 |
| Gilles Dube | 1953-54 |
| Norm Corcoran | 1955-56 |
| Ed Stankiewicz | 1955-56 |
| Cummy Burton | 1955-56 |
| Gerry Melnyk | 1955-56 |
| Gord Strate | 1956-57 |
| Tom McCarthy | 1956-57 |
| Bob Bailey | 1956-57 |
| Bucky Hollingworth | 1957-58 |
| Jack Hendrickson | 1957-58 |
| Billy McNeill | 1957-58 |
| Charlie Burns | 1958-59 |
| John McKenzie | 1959-60 to 60-61 |
| Lou Marcon | 1960-61, 62-63 |
| Larry Jeffrey | 1961-62 to 62-63 |
| Eddie Joyal | 1962-63 to 64-65 |
| Ted Hampson | 1963-64 |
| Val Fonteyne | 1964-65 |
| Andre Pronovost | 1964-65 |
| Claude LaForge | 1964-65 |
| Jim Peters Jr. | 1964-65 |
| Andy Bathgate | 1965-66 to 66-67 |
| Warren Godfrey | 1967-68 |
| John Brenneman | 1967-68 |
| Irv Spencer | 1967-68 |
| Pete Mahovich | 1967-68 |

DETROIT RED WINGS ALL-TIME NUMBERS



| | |
|--------------------|---------------------------|
| Jim Watson | 1968-69 |
| Gerry Hart | 1968-69 |
| Mike McMahon | 1969-70 |
| Billy Dea | 1969-70 to 70-71 |
| Mike Robitaille | 1970-71 |
| Serge Lajeunesse | 1971-72 |
| Ron Stackhouse | 1971-72 to 73-74 |
| Jack Lynch | 1973-74 |
| Danny Grant | 1974-75 to 77-78 |
| Roland Cloutier | 1977-78 |
| J.P. LeBlanc | 1977-78 |
| Dan Labraaten | 1978-79 to 80-81 |
| Earl Ingarfield | 1980-81 |
| Mike Blaisdell | 1981-82 to 82-83 |
| Claude Loiselle | 1983-84, 85-86 |
| Brad Smith | 1983-84 |
| Jody Gage | 1983-84 |
| Frank Cernik | 1984-85 |
| Adam Dates | 1986-87 to 88-89 |
| Borje Salming | 1989-90 |
| Paul Ysebaert | 1990-91 to 92-93 |
| Bob Halkidis | 1993-94 to 1995 |
| Mark Ferner | 1995 |
| Bob Errey | 1995-96 to 96-97 |
| Darryl Laplante | 1997-98 to 1999-2000 |
| Boyd Devereaux | 2000-01 to 2003-04 |
| Ville Leino | 2008-09 to 2009-10 |
| TOMAS TATAR | 2010-11 TO PRESENT |

NO. 22

| | |
|------------------|------------------|
| Don Deacon | 1938-39 |
| Hy Buller | 1944-45 |
| Les Douglas | 1945-46 |
| Doug McCaig | 1946-47 |
| Ed Bruneteau | 1947-48 |
| Fred Glover | 1948-49 |
| Al Dewsbury | 1949-50 |
| Marcel Pronovost | 1949-50 |
| Clare Raglan | 1950-51 |
| Ben Woit | 1950-51 |
| Vic Stasiuk | 1951-52 |
| Glenn Hall | 1952-53 |
| Len Haley | 1959-60 to 60-61 |
| Stu McNeill | 1959-60 |
| Paul Henderson | 1962-63 |
| Gerry Odrowski | 1962-63 |
| Bob Dillabough | 1962-63 |
| Roger Crozier | 1963-64 |
| Harrison Gray | 1963-64 |
| Pat Rupp | 1963-64 |
| Bob Champoux | 1963-64 |
| Carl Wetzel | 1964-65 |
| Butch Paul | 1964-65 |
| Pete Goegan | 1964-65 |
| Ab McDonald | 1965-66 to 66-67 |
| Howie Young | 1966-67 |
| Dan Lawson | 1967-68 |
| Nick Libett | 1967-68 |
| Ron Anderson | 1967-68 |
| Bob Falkenberg | 1970-71 |
| Rick McCann | 1970-71 |
| Bill Collins | 1970-71 to 73-74 |
| Blair Stewart | 1973-74 |
| Nelson Pyatt | 1974-75 |
| Dennis Polonich | 1974-75 |

| | |
|-----------------|----------------------|
| Larry Giroux | 1974-75 |
| Mike Wong | 1975-76 |
| Dennis Hextall | 1975-76 to 78-79 |
| Bill Hogaboam | 1978-79 to 79-80 |
| Glen Hicks | 1980-81 |
| Greg Joly | 1981-82 to 82-83 |
| Murray Craven | 1982-83 |
| Brad Park | 1983-84 to 84-85 |
| Doug Houda | 1985-86 |
| Glenn Merkosky | 1985-86 |
| Dave Barr | 1986-87 to 90-91 |
| Martin Lapointe | 1991-92 |
| Dino Ciccarelli | 1992-93 to 95-96 |
| Mike Knuble | 1996-97 to 1997-98 |
| Phillipe Audet | 1998-99 |
| Yuri Butsayev | 1999-2000 to 2000-01 |
| Anders Myrvold | 2003-04 |
| Brett Lebda | 2005-06 to 2009-10 |
| Mike Commodore | 2011-12 |
| Jordin Tootoo | 2012-13 to 2013-14 |

NO. 23

| | |
|----------------------|---------------------------|
| Enio Schlisizzi | 1946-47 |
| Ed Nicholson | 1947-48 |
| John Wilson | 1949-50 to 50-51 |
| Marcel Pronovost | 1950-51 |
| Warren Godfrey | 1964-65 |
| Bob Wall | 1964-65 |
| Gary Bergman | 1965-66 |
| Pete Goegan | 1966-67 |
| Dave Rochefort | 1966-67 |
| Pete Stelmowski | 1967-68 |
| Doug Volmar | 1969-70 |
| Jim Shires | 1970-71 |
| Guy Charron | 1970-71 |
| Robbie Florek | 1972-73 |
| Rick Newell | 1972-73 |
| Bill Hogaboam | 1972-73 |
| Dan Gruen | 1972-73 |
| Tord Lundstrom | 1973-74 |
| Nelson Pyatt | 1973-74 |
| Nelson DeBenedet | 1973-74 |
| Bill Lochead | 1974-75 to 78-79 |
| Roland Cloutier | 1978-79 |
| Glen Hicks | 1979-80 |
| Mark Kirton | 1980-81 |
| Mark Osborne | 1981-82 to 82-83 |
| Bob Manno | 1983-84 to 84-85 |
| Rick MacLeish | 1983-84 |
| Basil McRae | 1985-86 |
| Rick Zombo | 1985-86 |
| Lee Norwood | 1986-87 to 90-91 |
| Kevin Miller | 1990-91 to 91-92 |
| Mike Sillinger | 1992-93 |
| Greg Johnson | 1993-94 to 96-97 |
| Mike Ramsey | 1996-97 |
| Stacy Roest | 1999-2000; 2002-03 |
| Todd Gill | 1999-2000 to 2000-01 |
| Mathieu Schneider | 2002-03 to 2006-07 |
| Brad Stuart | 2007-08 to 2011-12 |
| BRIAN LASHOFF | 2012-13 TO PRESENT |

NO. 24

| | |
|--------------|---------|
| Calum MacKay | 1948-49 |
| Gerry Reid | 1948-49 |

DETROIT RED WINGS ALL-TIME NUMBERS



| | |
|----------------|--------------------|
| Al Dewsbury | 1949-50 |
| Fred Glover | 1950-51 |
| Bob Dillabough | 1964-65 |
| Bart Crashley | 1965-66 to 66-67 |
| Gary Doak | 1965-66 |
| Pete Mahovlich | 1965-66 |
| Jim Watson | 1965-66 |
| Leo Boivin | 1965-66 |
| Bob McCord | 1966-67 |
| Randy Manery | 1970-71 |
| Brian Conacher | 1971-72 |
| Ken Murray | 1972-73 |
| Brent Hughes | 1973-74 |
| Rick McCann | 1974-75 |
| Tom Mellor | 1974-75 |
| Rene Drotet | 1974-75 |
| Frank Bathe | 1974-75 to 75-76 |
| Jim Nahrgang | 1975-76 |
| Greg Joly | 1976-77 to 80-81 |
| Derek Smith | 1981-82 to 82-83 |
| Brian Johnson | 1983-84 |
| Murray Craven | 1983-84 |
| Larry Trader | 1984-85 |
| Pierre Aubry | 1984-85 |
| Bob Probert | 1985-86 to 93-94 |
| Chris Chelios | 1998-99 to 2008-09 |
| Brad May | 2009-10 |
| Ruslan Salei | 2010-11 |
| Damien Brunner | 2012-13 |

NO. 25

| | |
|------------------|--|
| Don Grosso | 1938-39 |
| Fern Gauthier | 1946-47 |
| Cliff Simpson | 1946-47 |
| Tom Gratton | 1947-48 |
| Leo Fogolin | 1947-48 |
| Ed Stankiewicz | 1953-54 |
| Hank Bassen | 1963-64 |
| Murray Hall | 1964-65 to 65-66 |
| Warren Godfrey | 1965-66 |
| Jim Peters | 1965-66 |
| Doug Roberts | 1965-66 |
| Bob McCord | 1965-66 |
| George Gardner | 1965-66 |
| Serje Lajeunesse | 1972-73 |
| Tom Mellor | 1973-74 |
| Rick Newell | 1973-74 |
| Blair Stewart | 1974-75 |
| Mike Bloom | 1974-75 to 76-77 |
| Dave Kelly | 1976-77 |
| Larry Wright | 1977-78 |
| Bjorn Skaare | 1978-79 |
| Greg Carroll | 1979-80 |
| Kevin Schamehorn | 1979-80 |
| Jim Ogradnick | 1979-80 to 86-87, 92-93 |
| Dave Lewis | 1986-87 to 87-88 |
| Jim Pavese | 1987-88 to 88-89 |
| Randy McKay | 1988-89 |
| Mark Habscheid | 1989-90 to 90-91 |
| Troy Crowder | 1991-92 |
| Darren McCarty | 1993-94 to 2003-04; 2007-08 to 2008-09 |
| Cory Emmerton | 2012-13 to 2013-14 |

NO. 26

| | |
|--------------|---------|
| Nelson Pyatt | 1973-74 |
|--------------|---------|

| | |
|--------------------|--|
| Doug Roberts | 1973-74 to 74-75 |
| Al Cameron | 1975-76 to 78-79 |
| Steve Short | 1978-79 |
| Jim Korn | 1979-80 to 81-82 |
| Larry Trader | 1982-83 |
| Ken Solheim | 1982-83 |
| Barry Melrose | 1983-84 |
| Ray Sheppard | 1991-92 to 95 |
| Wes Walz | 1995-96 |
| Anders Eriksson | 1996-97 |
| Joe Kocur | 1984-85 to 90-91, 96-97 to 1999-2000 |
| Jiri Hudler | 2003-04 to 2008-09; 2010-11 to 2011-12 |
| TOMAS JURCO | 2013-14 to PRESENT |

NO. 27

| | |
|---------------------|---------------------------|
| Max McNab | 1947-48 |
| Doug McKay | 1949-50 |
| Frank Mahovlich | 1967-68 to 70-71 |
| Doug Volmar | 1971-72 |
| Denis DeJordy | 1973-74 |
| Jim Rutherford | 1973-74 |
| Brian McCutcheon | 1974-75 |
| Phil Roberto | 1974-75 to 75-76 |
| Buster Harvey | 1975-76 to 76-77 |
| Bob Ritchie | 1976-77 to 77-78 |
| Brent Peterson | 1978-79 to 80-81 |
| Brad Smith | 1980-81 to 81-82, 83-84 |
| Reg Leach | 1982-83 |
| Pierre Aubry | 1983-84 |
| Darryl Sittler | 1984-85 |
| Harold Snepsts | 1985-86 to 87-88 |
| Doug Houda | 1988-89 to 90-91 |
| Brian MacLellan | 1991-92 |
| Jim Cummins | 1992-93 |
| Micah Aivazoff | 1993-94 |
| Jason York | 1995 |
| Mark Ferner | 1995 |
| Marc Bergevin | 1995-96 |
| Aaron Ward | 1996-97 to 2000-01 |
| Fredrik Olausson | 2001-2002 |
| Patrick Boileau | 2002-03 |
| Darryl Bootland | 2003-04 to 2006-07 |
| KYLE QUINCEY | 2011-12 to PRESENT |

NO. 28

| | |
|------------------|----------------------|
| Barry Salovaara | 1975-76 |
| Reed Larson | 1976-77 to 85-86 |
| Dale Krentz | 1986-87; 1988-89 |
| Brent Fedyk | 1987-88 |
| Bob Wilkie | 1990-91 |
| Sheldon Kennedy | 1991-92 |
| Dallas Drake | 1992-93 to 93-94 |
| Tomas Sandstrom | 1996-97 |
| Yan Golubovskiy | 1997-98 to 1998-99 |
| Steve Duchesne | 1999-2000 to 2001-02 |
| Kevin Miller | 2003-04 |
| Tomas Kopecky | 2005-06 to 06-07 |
| Brian Rafalski | 2007-08 to 2010-11 |
| Carlo Colaiacovo | 2012-13 |

NO. 29

| | |
|------------------|------------------|
| Terry Sawchuk | 1968-69 |
| Don Martineau | 1975-76 |
| Brian McCutcheon | 1975-76 to 76-77 |
| Fred Berry | 1976-77 |

DETROIT RED WINGS ALL-TIME NUMBERS



| | |
|-----------------------|-----------------------------|
| Tim Sheehy | 1977-78 |
| John Hilworth | 1978-79 to 79-80 |
| Joe Paterson | 1980-81 to 81-82 |
| Greg Stefan | 1981-82 |
| Ted Nolan | 1981-82 |
| Jim Rutherford | 1983-84 to 86-87 |
| Randy Ladouceur | 1983-84 to 86-87 |
| Gilbert Delorme | 1986-87 to 88-89 |
| Chris Kotsopoulos | 1989-90 |
| Randy McKay | 1989-90 to 90-91 |
| Doug Crossman | 1991-92 |
| Dennis Vial | 1992-93 |
| Aaron Ward | 1993-94 |
| Sergei Bautin | 1993-94 |
| Mike Vernon | 1994-95 to 96-97 |
| Todd Gill | 1999-2000 |
| Jason Williams | 2000-01 to 2006-07; 2009-10 |
| Ty Conklin | 2008-09; 2011-12 |
| LANDON FERRARO | 2013-14 TO PRESENT |

NO. 30

| | |
|------------------|--|
| Hank Bassen | 1965-66 to 66-67 |
| George Gardner | 1966-67 to 67-68 |
| Roger Crozier | 1967-68 |
| Roy Edwards | 1968-69 to 70-71 |
| Jim Rutherford | 1970-71 |
| Gerry Gray | 1970-71 |
| Don McLeod | 1970-71 |
| Al Smith | 1971-72 |
| Denis DeJordy | 1972-73 |
| Doug Grant | 1973-74 |
| Bill McKenzie | 1974-75 |
| Perry Richardson | 1974-75, 76-77 |
| Pete McDuffe | 1975-76 |
| Ron Low | 1977-78 |
| Rogie Vachon | 1978-79 to 79-80 |
| Gilles Gilbert | 1980-81 |
| Corrado Micalef | 1981-82 |
| Greg Stefan | 1982-83 to 89-90 |
| Chris Osgood | 1993-94 to 2000-01, 2005-06 to 2011-12 |

NO. 31

| | |
|-----------------|--------------------|
| Andy Brown | 1971-72 to 72-73 |
| Doug Grant | 1974-75 to 75-76 |
| Ed Giacomin | 1975-76 to 77-78 |
| Larry Lozinski | 1980-81 |
| Claude Legris | 1980-81 to 81-82 |
| Al Jensen | 1980-81 |
| Bob Sauve | 1981-82 |
| Corrado Micalef | 1982-83 |
| Chris Pusey | 1985-86 |
| Mark Laforest | 1985-86 to 86-87 |
| Darren Eliot | 1987-88 |
| Tim Cheveldae | 1988-89 |
| Alain Chevrier | 1990-91 |
| Scott King | 1991-92 |
| Peter Ing | 1993-94 |
| Kevin Hodson | 1995-96 to 98-99 |
| Ken Wreggett | 1999-2000 |
| Curtis Joseph | 2002-03 to 2003-04 |
| Joey MacDonald | 2006-07 to 2011-12 |

NO. 32

| | |
|---------------|---------|
| Bruce Eakin | 1985-86 |
| Jeff Sharples | 1986-87 |

| | |
|-----------------|--------------------|
| Sam St. Laurent | 1987-88 |
| Tim Cheveldae | 1989-90 to 93-94 |
| Stu Grimson | 1995 to 1996-97 |
| Maxim Kuznetsov | 2000-01 to 2001-02 |
| Steve Thomas | 2003-04 |
| Tomas Kopecky | 2005-06 |
| Kris Newbury | 2009-10 |

NO. 33

| | |
|--------------|--------------------|
| Bob Manno | 1983-84 to 84-85 |
| Brent Ashton | 1986-87 |
| Doug Houda | 1987-88 |
| John Blum | 1988-89 |
| Yves Racine | 1989-90 to 92-93 |
| Kris Draper | 1993-94 to 2010-11 |

NO. 34

| | |
|--------------------|---------------------------|
| Andre St. Laurent | 1983-84 |
| Ed Johnstone | 1985-86 |
| Sam St. Laurent | 1986-87 |
| Jeff Sharples | 1987-88 to 88-89 |
| Daniel Shank | 1989-90 to 90-91 |
| Greg Millen | 1991-92 |
| Steve Maltais | 1993-94 |
| Anders Eriksson | 1995-96 |
| Norm Maracle | 1997-98 |
| Jamie Macoun | 1997-98 to 1998-99 |
| Manny Legace | 1999-2000 to 2005-06 |
| PETR MRAZEK | 2012-13 TO PRESENT |

NO. 35

| | |
|---------------------|---------------------------|
| Ken Holland | 1983-84 |
| Warren Young | 1985-86 |
| Gilbert Delorme | 1986-87 |
| Miroslav Ihnacak | 1988-89 |
| Sam St. Laurent | 1988-89 to 89-90 |
| Dave Gagnon | 1990-91 |
| Allan Bester | 1990-91 to 91-92 |
| Bob Essensa | 1993-94 |
| Marc Lamothe | 2003-04 |
| JIMMY HOWARD | 2005-06 TO PRESENT |

NO. 36

| | |
|------------------|------------------|
| Steve Martinson | 1987-88 |
| Per Djoos | 1990-91 |
| Dennis Vial | 1990-91 to 91-92 |
| B. J. Young | 1999-2000 |
| Derek Meech | 2006-07 |
| Garrett Stafford | 2007-08 |

NO. 37

| | |
|-------------------|--|
| Kris King | 1987-88 |
| John Mokolak | 1989-90 |
| Chris Luongo | 1990-91 |
| Vincent Riendeau | 1991-92 to 93-94 |
| Tim Taylor | 1995 to 1996-97 |
| Kevin Hodson | 1998-99 |
| Marc Rodgers | 1999-2000 |
| Mikael Samuelsson | 2005-06 to 2008-09, 2012-13 to 2013-14 |
| Doug Janik | 2009-10 to 2011-12 |

NO. 38

| | |
|---------------|---------|
| Murray Eaves | 1987-88 |
| Jeff Brubaker | 1988-89 |
| Scott King | 1990-91 |

DETROIT RED WINGS ALL-TIME NUMBERS



| | |
|-----------------|---------|
| Jason York | 1992-93 |
| Bobby Dollas | 1992-93 |
| Jason York | 1993-94 |
| Tim Taylor | 1993-94 |
| Norm Maracle | 1998-99 |
| Nathan Robinson | 2003-04 |

NO. 39

| | |
|---------------|--|
| Dale Krentz | 1987-88 |
| Brent Fedyk | 1988-89 |
| Doug Crossman | 1990-91 |
| Aaron Ward | 1996-97 |
| Stacy Roest | 1999-2000 |
| Johan Franzen | 2005-06 |
| Dominik Hasek | 2001-2002; 2003-04; 2006-07 to 2007-08 |
| Jan Mursak | 2010-11 to 2012-13 |

NO. 40

| | |
|--------------------------|--------------------|
| Rogie Vachon | 1978-79 |
| Gord Kruppke | 1990-91 |
| Jason York | 1995 |
| Mark Major | 1996-97 |
| Bill Ranford | 1998-99 |
| HENRIK ZETTERBERG | 2002-03 TO PRESENT |

NO. 41

| | |
|------------------------|--------------------|
| Ed Mio | 1983-84 to 85-86 |
| Brent Gilchrist | 1997-98 to 2001-02 |
| Ray Whitney | 2003-04 |
| Valtteri Filppula | 2005-06 |
| Chris Conner | 2011-12 |
| LUKE GLENDENING | 2013-14 TO PRESENT |

NO. 42

| | |
|----------------|--------------------|
| Bernie Federko | 1989-90 |
| Sean Avery | 2001-2002 |
| Don MacLean | 2005-06 |
| Mattias Ritola | 2007-08 to 2009-10 |

NO. 43

| | |
|--------------------|--------------------|
| Murray Eaves | 1989-90 |
| Bill McDougall | 1990-91 |
| Matt Hussey | 2006-07 |
| DARREN HELM | 2007-08 TO PRESENT |

NO. 44

| | |
|--------------------|-----------------------------|
| Glenn Merkosky | 1989-90 |
| Gord Kruppke | 1993-94 |
| Viacheslav Fetisov | 1995 |
| Anders Eriksson | 1997-98 to 1998-99 |
| Yan Golubovskiy | 1999-2000 |
| Mark Mowers | 2003-04 to 2005-06 |
| Todd Bertuzzi | 2006-07; 2009-10 to 2013-14 |
| Mark Hartigan | 2007-08 |
| Aaron Downey | 2008-09 |

NO. 45

| | |
|--------------|---------|
| Kyle Quincey | 2005-06 |
|--------------|---------|

NO. 46

| | |
|-------------|------------------|
| Marc Potvin | 1990-91 to 91-92 |
| Jakub Kindl | 2009-10 |

NO. 47

| | |
|-------------|---------|
| Jim Cummins | 1991-92 |
|-------------|---------|

| | |
|-------------------------|--------------------|
| ALEXEY MARCHENKO | 2013-14 TO PRESENT |
|-------------------------|--------------------|

NO. 48

| | |
|--------------------|--------------------|
| Gary Shuchuk | 1990-91 |
| Chris Tancill | 1991-92 |
| Cory Emmerton | 2010-11 to 2011-12 |
| RYAN SPROUL | 2013-14 TO PRESENT |

NO. 50

| | |
|-------------------------|--------------------|
| JONAS GUSTAVSSON | 2012-13 TO PRESENT |
|-------------------------|--------------------|

NO. 51

| | |
|-------------------|--------------------|
| Dmitri Mironov | 1997-98 |
| Valtteri Filppula | 2006-07 to 2012-13 |

NO. 52

| | |
|--------------------------|--------------------|
| Dave Lewis | 1986-87 |
| Ryan Barnes | 2003-04 |
| JONATHAN ERICSSON | 2007-08 TO PRESENT |

NO. 53

| | |
|---------------|---------|
| Adam Almquist | 2013-14 |
|---------------|---------|

NO. 55

| | |
|------------------------|--------------------|
| Dave "Tiger" Williams | 1984-85 |
| Keith Primeau | 1990-91 to 95-96 |
| Larry Murphy | 1996-97 to 2000-01 |
| Dmitri Bykov | 2002-03 |
| NIKLAS KRONWALL | 2003-04 TO PRESENT |

NO. 56

| | |
|------------------------|--------------------|
| TEEMU PULKKINEN | 2013-14 TO PRESENT |
|------------------------|--------------------|

NO. 57

| | |
|-----------------------|--------------------|
| MITCH CALLAHAN | 2013-14 TO PRESENT |
|-----------------------|--------------------|

NO. 61

| | |
|-----------------------|--------------------|
| XAVIER OUELLET | 2013-14 TO PRESENT |
|-----------------------|--------------------|

NO. 63

| | |
|------------------|--------------------|
| Joakim Andersson | 2011-12 to 2012-13 |
|------------------|--------------------|

NO. 65

| | |
|-----------------------|--------------------|
| DANNY DEKEYSER | 2012-13 TO PRESENT |
|-----------------------|--------------------|

NO. 71

| | |
|-------------------|--------------------|
| Wendel Clark | 1998-99 |
| Jiri Slegr | 2001-02 |
| DAN CLEARY | 2013-14 TO PRESENT |

NO. 72

| | |
|------------|---------|
| Brad Smith | 1984-85 |
|------------|---------|

NO. 76

| | |
|-------------------|---------|
| Fabian Brunnstrom | 2011-12 |
|-------------------|---------|

NO. 77

| | |
|-------------|------------------|
| Paul Coffey | 1992-93 to 95-96 |
|-------------|------------------|

NO. 81

| | |
|--------------|---------|
| Marian Hossa | 2008-09 |
|--------------|---------|

NO. 82

| | |
|---------------|--------------------|
| Tomas Kopecky | 2007-08 to 2008-09 |
|---------------|--------------------|

NO. 85

| | |
|------------|---------------------------|
| Petr Klima | 1985-86 to 89-90; 1998-99 |
|------------|---------------------------|

NO. 90

| | |
|----------------------|--------------------|
| Mike Modano | 2010-11 |
| STEPHEN WEISS | 2013-14 TO PRESENT |

NO. 91

| | |
|----------------|--------------------|
| Sergei Fedorov | 1990-91 to 2002-03 |
|----------------|--------------------|

NO. 93

| | |
|----------------------|--------------------|
| JOHAN FRANZEN | 2006-07 TO PRESENT |
|----------------------|--------------------|

NO. 95

| | |
|--------------|---------|
| Danny Markov | 2006-07 |
|--------------|---------|

NO. 96

| | |
|-----------------|--------------------|
| Tomas Holmstrom | 1997-98 TO 2011-12 |
|-----------------|--------------------|

PUBLIC RELATIONS DEPARTMENT

| | |
|------------------------------|-------------------------------------|
| Todd Beam | Director of Public Relations |
| Christy Hammond | Community Relations Manager |
| Kyle Kujawa | Public Relations Coordinator |
| Alex DiFilippo | Communications Coordinator |

Website:.....www.DetroitRedWings.com
Twitter:.....@detroitredwings

CREDENTIALS: Access to Detroit Red Wings' home games and practices is available to accredited media specifically assigned to cover each event. Season credentials are granted to media covering ALL Red Wing home games.

Single-game credentials must be requested in writing, on letterhead, at least 24 hours in advance of each contest. Only previously approved media without season credentials should call the Media Hotline (313) 396-7599 at least 24 hours in advance and leave a message requesting a single-game credential as well as seating and/or photographer positions if necessary.

Single-game credentials may be picked up at the Security Desk inside the West Gate of Joe Louis Arena beginning two hours prior to game time.

SEATING: Credentials permit access to the press room and to both team's post-game locker rooms. Every effort will be made to accommodate all media with seating in the press box. However, due to space limitations, seating in the press room may be required. The Joe Louis Arena press room is located street level of the building near the East Gate and is available for all Red Wing home games.

All media attending games are asked to phone the Media Hotline (313) 396-7599 at least 24 hours in advance to request press box seating.

PRACTICE SCHEDULES: The Media Hotline will be updated daily with upcoming practice times and event information. When available the visiting team's practice times in Detroit will be included in the message as well.

PHOTOGRAPHERS: Photo credentials will be issued on a single-game basis. Only those photographers on assignment from approved media outlets will be permitted access to games and practices. **Photo Editors** must call the Media Hotline prior to 2:00 pm on game days with the names of photographers who will be shooting the game.

Credentialed Photo runners are not permitted to stand on or near any shooting positions on the arena concourse or inside the bowl at any time during the game. Failure to comply with this policy will result in immediate removal from Joe Louis Arena along with confiscation of that individual's game credential.

FREELANCE PHOTOGRAPHERS WILL NOT BE ISSUED CREDENTIALS.

Photographers must shoot from designated photo areas only. Photo positions are assigned by the Red Wings' PR office and posted in the press room approximately two hours prior to game time. Photographers requesting specific shooting locations must phone the Media Hotline (313) 396-7599 no later than 2 p. m. for evening games and 10 a. m. for matinees.

Photographers desiring to rent or use their own strobes must contact the Detroit Red Wings Public Relations Department at least 48 hours in advance of each contest.

TELEVISION COVERAGE: All local television stations are prohibited from shooting and distributing footage inside the Joe Louis Arena bowl beginning 30 minutes prior to each contest and until all broadcast television rightsholders have signed

off the air. Footage from the arena properly and outer mezzanine area is permitted as long as the ice surface does not appear in any way in the shot.

Television cameras in the bowl are limited to natural arena light whenever players are on the ice surface.

All local television stations desiring to shoot inside Joe Louis Arena must request to do so in advance through the Detroit Red Wings Public Relations Department.

RADIO COVERAGE: All non-rightsholder radio stations are not permitted to broadcast live from inside Joe Louis Arena beginning 30 minutes prior to each contest and until all rightsholders have signed off the air.

PRESS ROOM: A press room for pre-game meals and working is available between the East Gate and the locker rooms. A pre-game meal will be served

90 minutes prior to each contest. There is a minimal charge for the media. A work area with electrical outlets, credit card pay phones and televisions is available in the press room.

PARKING: Limited parking for credentialed media by pass list is available at no charge in the media section of the city-owned Joe Louis Arena Garage. Please include your parking requests when making credential requests to the Red Wings Public Relations Department.

Media parking is extremely limited and **NOT GUARANTEED.**

TICKETS: A limited number of single-game tickets to Red Wings home games are available for purchase by members of the media only. Please contact Senior Director of Communications John Hahn for ticket requests well in advance of the desired game.

2014-15 DETROIT SPORTS BROADCASTERS ASSOCIATION ACTIVE MEMBERS

| | |
|--------------------------------------|--|
| FOX Sports Detroit | Rod Allen, George Blaha, Ken Daniels, Jason Dizik, Mario Impemba, Trevor Thompson |
| FOX Sports 1 | Jon Paul Morosi |
| WDIV-TV | Bernie Smilovitz, Jamie Edmons, Rob Parker |
| WJBK-TV | Dan Miller, Bob Wojnowski |
| WXYZ-TV | Tom Leyden, Brad Galli, Ed Fernandez |
| DetroitCity TV | Tommy Morris |
| WXMI-TV | Paul Cicchini |
| WNWO-TV | Chase Numbers |
| Comcast | Vicki Foley, John Thiede |
| Big Ten Network | Josh Hakala |
| Fox Soccer | Josh Hakala |
| Farmington TV-10 | Don Carter, Rich Kincaide |
| Omni TV | Dan York |
| LCPS-TV | Steve Miller |
| WXYT-AM/FM & WWJ-AM | Jim Brandstatter, Dan Dickerson, Terry Foster, Ken Kal, Dan Miller |
| WJR-AM | Frank Beckmann, George Blaha, Gus Ganakas, Matt Steigenga, Jayson Strayhorn, Will Tieman |
| WMGC-FM | George Blaha, Mark Champion, Tom Mazawey |
| WDTK-AM | Ron Cameron |
| WTKA-AM | Al Fellhauer |
| WONN-AM | Jim Hendrick |
| WMIC-AM/FM & WTGV-AM | George Benko, Robert Benko |
| WPKR-FM | Robert Williams |
| WSDP-FM | Bill Keith |
| WPHS-FM | Jeremy Olstyn |
| Spartan Sports Network | George Blaha, Gus Ganakas, Wendy Hart, Drew Sharp, Matt Steigenga, Jayson Strayhorn, Will Tieman |
| Michigan Radio Network | Terry Moore |
| Metro Networks | Terry Moore |
| Fox Sports Radio | Ron Angel |
| Independent Radio | Robert Williams |
| Canadian Press Audio & Clear Channel | Charlie Lemmex |
| Student Broadcast Foundation | Thom Lengyel, Ken Kolb, Thomas Skinner |
| WDBC-Dragon Broadcasting | Roger Smith |
| Adrian Radio | Matthew Sisoler |
| Bedford Radio | Mickey Kent |
| Madonna Radio | Jeremy Otto |
| Brother Rice Radio | Dan McCarville, Grant Froling |
| De La Salle Radio | Andrew Chmura, Griffin Schroeder |
| Detnews.com | Bob Wojnowski |
| Freep.com | Anthony Fenech, Drew Sharp |
| MLive.com | Josh Hakala, James Schmehl |

OTHER MEDIA: Mike Alberts, Bill Axtell, Bryan Bender, Paul Carey, Paul Chapman, John Conroy, Elizabeth Crenshaw, Richard Curbelo, John Cwikla, Zachary Damon, Dennis Davidson, William Davis, Robert Dempster, Robert Dorogi, Anne Doyle, Candy Ebling, Bill Eisner, Rich Elridge, Ben Eriksson, Cameron Evans, John Fountain, Blake Froling, Bill Fundaro, Frank Garza, Dan Grascuck, Steve Hagar, Scott Harrison, Buck Jerzy, Ronnie Kadykowski, Mickey Kent, Dick Kernan, Don Kremer, Ray Lane, Vito LoPiccolo, Mark Lewkowicz, Laura Loviska, Bruce Martyn, Frank Mazzella, Dominic Menzo, Scott Morganroth, Larry Paladino, Melinda Ann Prince, Steve Purdy, Jim Rein, Tom Ryan, Trayan Q. Samuel, Steve Stuckey, Art Vuolo, Alan Watson, Carol Yerby, Jonathon Tinger, Eli Zaret.

OFFICERS:

| | |
|---------------------|-------------------|
| President: | Vicki Foley |
| Vice President: | Jim Rein |
| Secretary: | Sherrie Handrinos |
| Treasurer: | Bill Wischman |
| Sergeant-at-Arms: | Bill Harrington |
| Executive Director: | George Eichorn |
| Marketing Director: | Bill Harrington |

DETROIT RED WINGS IN THE COMMUNITY

The Detroit Red Wings organization is committed to making a difference in the lives of those less fortunate in the Metropolitan Detroit area. Players and staff members embrace the opportunity to be leaders in our community and volunteer tremendous amounts of their time to numerous local charitable groups.

DETROIT RED WINGS FOUNDATION

The Detroit Red Wings Foundation, an affiliate of Ilitch Charities, invests in the future of our community by providing funds and resources to worthy causes that contribute to the growth of the sport of hockey.

Red Wings players and staff participate in several fundraising events throughout the season including the annual Toast of Hockeytown Wine Tasting Gala, MotorCity Casino Hotel's Red Wings Charity Poker Tournament and the Red Wings Foundation 50/50 Raffle Program. Through these initiatives, the Foundation raises over one half million dollars annually for various organizations in our community.



FOUNDATION PROGRAMS

DETROIT RED WINGS SCHOOL ASSEMBLY PROGRAM:

In 2010, the Foundation launched its signature program, the Detroit Red Wings School Assembly Program, a street and floor hockey initiative in which the Wings provide equipment and hands-on instruction to local elementary schools. In partnership with Blue Cross Blue Shield of Michigan and the Kroger Company of Michigan, the Wings visited 115 elementary schools throughout Michigan during the 2012-13 season. The Foundation provided each school with two full sets of floor hockey equipment complete with hockey sticks and nets to encourage students to stay active and healthy through the sport of hockey.

The School Assembly program will visit 115 schools during the 2013-14 season!



TRY HOCKEY FOR FREE:

The Foundation partnered with the Michigan Amateur Hockey Association (MAHA) to fund 30 on-ice hockey clinics. The one day clinics introduce children to the sport of hockey. For most, it was their first on-ice experience. The clinics introduce kids to basic hockey skills such as skating, puck handling and shooting.

FOUNDATION FUNDRAISERS

50/50 RAFFLE

The Red Wings Foundation will once again partner with Little Caesars youth hockey programs and other deserving charitable non-profits to host a 50/50 Raffle at every home game this season. During each raffle, one lucky Red Wings Fan receives 50% of the raffle sales and the remainder is shared between the participating organization and the Detroit Red Wings Foundation.



TOAST OF HOCKEYTOWN

The Foundations' premier fundraising event is the Toast of Hockeytown. The wine tasting benefit takes place on the covered ice surface of Joe Louis Arena and offers fans the chance to mingle with the entire Red Wings team while sampling over 75 wines and enjoying live entertainment, a strolling buffet and the chance to bid on unique live and silent auction items.

DETROIT RED WINGS IN THE COMMUNITY

MOTORCITY CASINO HOTEL DETROIT RED WINGS CHARITY POKER TOURNAMENT

Each year, the Foundation partners with MotorCity Casino Hotel to host a charity poker tournament. By making a \$400 donation to the Detroit Red Wings Foundation, fans are able to reserve a seat with a Red Wings player at their table in the Texas Hold'em style tournament. The evening begins at MotorCity with participants enjoying a strolling dinner reception with Wings players in the ballroom, followed by the tournament held in the poker room. Prizes are awarded to the top 10 finishers, including the Grand Prize trip for two on Red Bird III. Each participant receives a complimentary overnight room the day of the tournament and a gift bag valued at over \$150.

DETROIT RED WINGS COMMUNITY RELATIONS

The Detroit Red Wings Community Relations department coordinates fundraising efforts for local charities by organizing player appearances and full team events, as well as fulfilling over 2,000 donation requests annually for local fundraising events. Since the fall of 2005, the Wings have helped charities raise over \$1.6 million for their respective causes with donated autographed memorabilia. Players and staff members also serve as team spokesmen for local organizations, lending their name, time and money to various causes.

BREAST CANCER AWARENESS NIGHT PRESENTED BY TEAM REHAB

One cause of particular importance to the Red Wings is breast cancer awareness. Since October 2007, the Wings host Breast Cancer Awareness Night each October as part of the NHL's Hockey Fights Cancer month. The initiative raised over \$210,000 in its first seven years. The money raised this season will be donated to Karmanos Cancer Institute to help cover the cost of breast cancer screening and treatment for uninsured and underinsured women in the Metro Detroit area.



MI WINGS COMMUNITY TOUR PRESENTED BY ITC

Each fall, groups of players make stops at various cities throughout the state en route to training camp in Traverse City, MI, as part of the MI Wings Community Tour presented by ITC. Tour stops typically include elementary and middle schools, children's hospitals, military bases or units, and military veteran medical facilities.

In 2014, the entire Red Wings team split up into groups to make seven stops over two days:

Covenant HealthCare in Saginaw: Joakim Andersson, Gustav Nyquist, Luke Glendening, Riley Sheahan and Brendan Smith

C.S. Mott Children's Hospital in Ann Arbor: Pavel Datsyuk, Jonas Gustavsson, Jimmy Howard, Kyle Quincey and Stephen Weiss

Detroit Fire Department: Dan Cleary, Johan Franzen and Henrik Zetterberg

Franklin Elementary School in Cadillac: Joakim Andersson, Gustav Nyquist, Luke Glendening, Riley Sheahan and Brendan Smith

Kids' Food Basket in Grand Rapids: Justin Abdelkader, Danny DeKeyser, Tomas Jurco, Jakub Kindl, Brian Lashoff and Tomas Tatar

Michigan National Guard Joint Forces Headquarters in Lansing: Justin Abdelkader, Danny DeKeyser, Tomas Jurco, Jakub Kindl, Brian Lashoff and Tomas Tatar

Motor City Blight Busters in Detroit: Jonathan Ericsson, Darren Helm, Niklas Kronwall and Drew Miller



TRAINING CAMP GOLF CLASSIC AND DINNER

The team also participates in charitable efforts including the Training Camp Golf Classic and Dinner to benefit the Friends of Centre I.C.E. in Traverse City, Mich., site of the team's annual training camp. The event has raised over \$1 million for charity over a 15-year span.

DETROIT RED WINGS IN THE COMMUNITY

RED WINGS FOR READING

The Red Wings for Reading program was started by forward Justin Abdelkader to encourage elementary students to read outside of the classroom. All kindergarten through fifth grade students attending a Michigan elementary school are encouraged to enter this fun contest by reading three children's books selected by Abdelkader for their age group or by having someone read those three books to them.

Every qualified student who submits an entry form will receive an exclusive Red Wings' reading fan pack and be entered to win a pair of Red Wings tickets to a home game. Students who win the chance to attend a Red Wings game will also receive a goody bag and two meal vouchers good. Abdelkader hosted 45 elementary students, who were Abby's All Stars at the game, during the 2013-14 season.

The school with the most entries between September 2, 2014, and February 1, 2015, will get the unique opportunity for Abdelkader to read to a classroom.



MAKING DREAMS COME TRUE

Every season, the Red Wings host hundreds of special guests at team practices and games. Most often, sick or disadvantaged children and adults are invited to meet their favorite players through the Make-A-Wish Michigan or similar wish-granting organizations.

During the season, the team visits Children's Hospital of Michigan to brighten the spirits of young patients. The entire team makes an annual holiday visit, meeting with hundreds of children and their families for one special day each winter. This tradition has been in place for more than two decades.



MILITARY APPRECIATION NIGHT PRESENTED BY APPLEBEE'S

The Red Wings honor military at a special game each season on Military Appreciation Night. The Wings helped volunteers from Blue Star Mothers of America collected care package items and monetary donations to help ship care packages to Michigan soldiers currently serving overseas. A special merchandise fire sale on the concourse of items signed by former Red Wings players along with a group sales ticket offer brought in more than \$5,600 to benefit the USO. The Wings also hosted 50 military members and their guests at morning skate followed by lunch courtesy of Applebee's in the Comerica Bank Legends Club earlier that day.



DETROIT RED WINGS IN THE COMMUNITY

RED WINGS WISH CLUB

For a small donation to Children's Hospital of Michigan Foundation, fans can have a special birthday or anniversary message displayed on the Joe Louis Arena jumbotron at Wings home games as part of Red Wings Wish Club. The program has raised more than \$330,000 since its inception.

Thanks to the success of this program and the generosity of Red Wings fans, proceeds from this project have been dedicated to select areas within the hospital. A family waiting area in the Pediatric Intensive Care Unit was the first area renovated and named the Hockeytown Kids' Wing – a Red Wings-themed section that features memorabilia, murals and other Wings friendly attractions. The main lobby of the hospital features the Red Wings Play Zone, a hockey rink themed sitting area with a Zamboni, interactive games and features very similar to Joe Louis Arena.

The waiting room of the Hematology/Oncology Clinic further showcases the tremendous partnership between the Red Wings and Children's Hospital. Welcoming patients as they enter the waiting area is an octopus encouraging them to participate in a variety of interactive games and Wings-themed furniture help make children more comfortable as they wait for treatments. The presence in this area marks an emotional tie to many of the special children Detroit Red Wings team members have met over the years.

For more information on the Red Wings Wish Club, or to schedule a wish, call Children's Hospital of Michigan Foundation at (313) 745-5024 or visit <http://www.chmkids.org/giving>.



SMOKE DETECTOR COLLECTION PRESENTED BY COMERICA

The team hosts its annual Smoke Detector Collection presented by Comerica. Fans are asked to bring a new smoke detector with batteries to games in exchange for the chance to win an autographed item from forward Henrik Zetterberg, who serves as the team spokesman for this program and generously matches the amount of detectors donated during the initiative. Working with local fire departments and agencies, the collected detectors are donated to low-income and elderly residents throughout the Metro Detroit area. Henrik Zetterberg, the Red Wings and Comerica were able to distribute more than 3,200 smoke detectors to local fire departments.



DETROIT RED WINGS IN THE COMMUNITY

RED WINGS FOR RED KETTLES

Since 2005, the Wings have partnered with The Salvation Army for its Red Kettle Campaign, which provides the non-profit organization with its largest source of funding each year. The 2013 Red Kettle Campaign raised \$8.87 million with Wings Executive Vice President and General Manager Ken Holland as the campaign's honorary chairman for the seventh straight season.

Entering the partnership's ninth year, the Wings will host in-game collections at select home games as well as participate in the annual player/management bell ringing competition each holiday season. The competition consists of players and management facing off at various Metro Detroit locations to see who can raise the largest sum of donations in two hours. The partnership has raised over \$99,000 to support The Salvation Army with its community assistance programs that include meals, lodging, utility assistance, free legal aid, after school programs, youth programs, drug and alcohol rehabilitation, disaster aid and more.



POWERHOUSE GYM BUDD LYNCH VETERANS SUITE

The Detroit Red Wings host a group of 20 military veterans and active military members on leave in a suite at home games since the program's inception on Nov. 5, 2009. Guests in the Powerhouse Gym Budd Lynch Veterans Suite are treated to free Little Caesars pizza and beverages courtesy of Coca-Cola, while enjoying the action on the ice from a great view atop Joe Louis Arena.

Since the program's inaugural season, the Wings have donated more than 3,000 suite tickets to military members in recognition of the tremendous amount of hard work and the countless sacrifices they have made to ensure the U.S. is a safe place to live.

PLAYER PROGRAMS

52 for the Zoo: For every hit recorded by Jonathan Ericsson in the season, he will donate \$50 to the Detroit Zoological Society. In Sept. 2014, Ericsson hosted 15 kids from Big Brothers Big Sisters of Metropolitan Detroit to spend a night at the Detroit Zoo.

Big Hearts Mini Monsters: Jonas Gustavsson will host a pediatric cardiac patient at each home game with a pair of donated upper bowl season tickets through Hearts of Hope Michigan and Cardiac Kids in Toronto.

Cleary's Kids: Daniel Cleary will host a child who has had an organ transplant or is currently waiting for an organ transplant at each game during the season through Camp Michitanki and University of Michigan's Transplant Center.

Coach's Visit: Since 2005-06, Mike Babcock hosts a patient at Children's Hospital of Michigan and his/her guardian at every Red Wings home game.

DeKeyser's Hometown Heroes: Danny DeKeyser will host a military member (active or retired) and a guest at every Red Wings home game in the preseason and regular season.

14's Friends: Gustav Nyquist will host families staying at Ronald McDonald House Detroit and Ann Arbor (10 guests from each house) in a suite at a game in Nov. 2014.

Franzen's Friends: Since 2013-14, Johan Franzen hosts a Special Olympics athlete and his/her guardian at every Red Wings home game.

DETROIT RED WINGS IN THE COMMUNITY

Gametime with Glendening: Luke Glendening will host a child with Down Syndrome and his/her family at every Red Wings home game in the preseason and regular season with four donated tickets through Down Syndrome Guild of Southeast Michigan & Down Syndrome Support Group.

Howard's Heroes: Jimmy Howard hosts a patient at Helen DeVos Children's Hospital in Grand Rapids and their family at every Grand Rapids Griffins home game.

Kindl's Krew: Since 2013-14, Jakub Kindl hosts an adult cancer patient or survivor at Karmanos Cancer Institute and his/her guest at every Red Wings home game.

Kronner's Corner: Since 2012-13, Niklas Kronwall hosts a family with an autistic child at every Red Wings home game through Autism Alliance of Michigan.

Miller's Meals: Drew Miller will donate \$75 for every blocked shot he makes during the 2014-15 season to support The Salvation Army's Bed & Bread Truck program.

Pav's Pals: Since 2012-13, Pavel Datsyuk hosts a family through Henry Ford's SandCastles Grief Support Program at every Red Wings home game.

Riley's Rescues: Riley Sheahan will donate \$100 for every point he records during the 2014-15 season to the Michigan Humane Society's emergency rescue program. He will also visit the Detroit MHS location once a month to take a photo with a pet available for adoption that the Red Wings will post on our social platforms. The person who ends up adopting that particular pet will receive a goody bag from the Wings with an autographed 8x10 photo of Sheahan.

Brendan Smith: Brendan Smith is the team spokesman for Breast Cancer Awareness Night. He participates in the on-ice check presentation following the game and donates his two lower-bowl comp tickets and a meet and greet for the concourse auction. He also donated a \$3,500 suite/F&B for the 2014 BCA Night game to host women who are two-time breast cancer survivors.

Tatar's Totes: Tomas Tatar will donate \$100 per point during the 2014-15 season to the Gleaners Community Food Bank's BackPack Program, which sends a bag with six meals home with hungry elementary students.

Weiss' Warriors: Stephen Weiss will host a pediatric cancer patient and his/her family in a suite at three separate games during the season through Gilda's Club, Wigs 4 Kids and Children's Leukemia Foundation of Michigan.

Zetterberg Foundation Suite: Since 2011-12, Henrik Zetterberg donates his Zetterberg Foundation Suite to children's charities for most Red Wings home games and a select number of other events at Joe Louis Arena.

Contact Us

To contact the Detroit Red Wings Foundation or Community Relations department, please write or call:

Detroit Red Wings Foundation/ Community Relations

19 Steve Yzerman Drive
Detroit, MI 48226
(313) 396-7524
(313) 567-0296 fax

RED WINGS ATTENDANCE RECORDS



SEASON TOTALS (last 15 seasons)

802,640 – 2013-14 – 20,066 average for 40 games+
481,584 – 2012-13 Season – 20,066 average for 24 games
822,706 – 2011-12 Season – 20,066 average for 41 games
806,892 – 2010-11 Season – 19,680 average for 41 games
781,847 – 2009-10 Season – 19,546 average for 40 games*
814,474 – 2008-09 Season – 19,865 average for 41 games
773,696 – 2007-08 Season – 18,871 average for 41 games
822,706 – 2006-07 SEASON – 20,066 AVERAGE FOR 41 GAMES
822,706 – 2005-06 SEASON – 20,066 AVERAGE FOR 41 GAMES
822,706 – 2003-04 SEASON – 20,066 AVERAGE FOR 41 GAMES
822,378 – 2002-03 SEASON – 20,058 AVERAGE FOR 41 GAMES
822,378 – 2001-2002 SEASON – 20,058 AVERAGE FOR 41 GAMES
819,303 – 2000-2001 SEASON – 19,983 AVERAGE FOR 41 GAMES
819,303 – 1999-2000 SEASON – 19,983 AVERAGE FOR 41 GAMES
819,303 – 1998-99 SEASON – 19,983 AVERAGE FOR 41 GAMES

BOLD = SOLD OUT SEASON

**Note: Does not include the 2009-10 season opener in Stockholm, SWE*

+Note: does not include 2014 Bridgestone NHL Winter Classic crowd of 105,491 at Michigan Stadium in Ann Arbor, Mich.

HOME OPENER

20,066 – October 2, 2013 (DETROIT 2, Buffalo 1)

TOP TOTALS (Regular Season)

Edmonton — 20,794 — Feb. 9, 1985 (Edmonton 6, DETROIT 5)
Philadelphia — 20,339 — Feb. 14, 1981 (Philadelphia 3, DETROIT 1)
Pittsburgh — 21,019 — Nov. 25, 1983 (DETROIT 7, Pittsburgh 4)
Toronto — 20,328 — Nov. 23, 1984 (DETROIT 6, Toronto 5)

Outdoor Games

105,491 – Jan. 1, 2014 (Toronto 3, DETROIT 2 SO)
at Michigan Stadium in Ann Arbor, Mich. (NHL record)

ALL-STAR GAME

21,002 — Feb. 5, 1980 (Wales Conference 6, Campbell Conference 3)

REGULAR-SEASON GAME

21,019 — Nov. 25, 1983 (DETROIT 7, Pittsburgh 4)

PLAYOFF GAME

20,090 — Apr. 7, 1984 (St. Louis 4, DETROIT 3, 2 OTs)

LAST GAME AT OLYMPIA STADIUM

Dec. 15, 1979 — DETROIT 4, Québec 4 — 15,609

FIRST GAME AT JOE LOUIS ARENA

Dec. 27, 1979 — St. Louis 3, DETROIT 2 — 19,742

SELLOUT STREAKS

FRANCHISE RECORD: Dec. 10, 1996 — April 7, 2007, 452 consecutive games including playoffs

CURRENT STREAK: Dec. 19, 2010 – present, 144 consecutive games including playoffs

Olympia Entertainment, Inc., part of Ilitch Holdings, is among the industry's most diverse sports and entertainment companies. Olympia Entertainment operates Detroit's Fox Theatre and Joe Louis Arena – home of the 1997, 1998, 2002 and 2008 Stanley Cup champion Detroit Red Wings.

Other operations include The City Theatre in Detroit, and various restaurant and retail establishments. Olympia Entertainment is also a promoter and producer of major live events, including concerts and Broadway shows.

Affiliated companies include the Detroit Red Wings, the Detroit Tigers, Lakeland Tigers, Comerica Park and Little Caesars Enterprises.

BUILT: 1977-79, completed 19 days ahead of schedule

CAPACITY (including suites & standing room): 20,027

NUMBER OF SUITES: 67 (62 suites and 5 super suites)

FIRST EVENT: December 12, 1979, basketball game between the University of Detroit and the University of Michigan.

FIRST HOCKEY GAME: December 27, 1979, Detroit Red Wings vs. St. Louis Blues (St. Louis 3, Detroit 2); attendance 19,742

FIRST GOAL AT JLA Brian Sutter (St. Louis Blues), assisted by Bernie Federko.

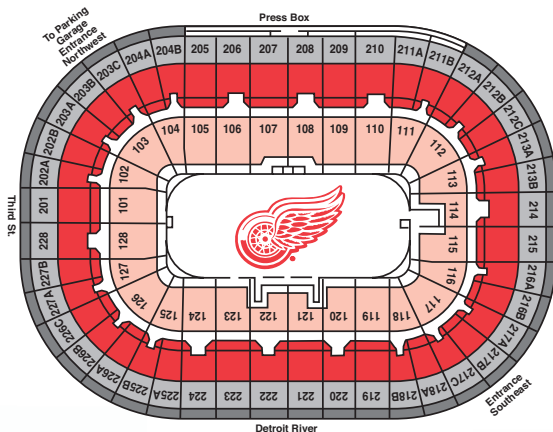
FIRST DETROIT GOAL AT JLA: Dennis Sobchuk from Mike Foligno and Reed Larson.

LAST GAME AT OLYMPIA: December 15, 1979, Detroit Red Wings vs. Quebec Nordiques (Detroit 4, Quebec 4); attendance 15,609

LAST GOAL AT OLYMPIA: Greg Joly (Detroit), assisted by Paul Woods (Game tying goal).

HOCKEY ICE SURFACE: 200 feet by 85 feet

DETROIT RED WINGS RECORD AT JOE LOUIS ARENA (regular season):
868-470-130-150



**** NOTE:** No individual skater/goaltender statistics apply for the shootout

Assist: An assist is awarded to the player or players (maximum of two) who touched the puck prior to the goal, provided no defender plays or possesses the puck in between.

Game Played: A player receives credit for playing in a game if: i) he steps on the ice during time played or; ii) serves any penalty.

Game-Winning Goal: After the final score has been determined, the goal which leaves the winning Club one goal ahead of its opponent is the game-winning goal (example: if Team A beats Team B 8-3, the player scoring the fourth goal for Team A receives credit for the game-winning goal).

Goal: A goal is awarded to the last player on the scoring Club to touch the puck prior to the puck entering the net.

Goals-Against Average: Multiply goals allowed (GA) by 60 and divide by minutes played (MINS).

Goaltender: A goaltender receives a "W" for a win in regulation, overtime or shootout; an "L" for a loss in regulation; or an "OT" for a loss in overtime or shootout.

Penalty-Killing Pct.: Subtract total number of power-play goals allowed from total number of shorthanded situations to get total number of power-plays killed. Divide the total number of power-plays killed by the total number of shorthanded situations.

Plus-Minus: A player receives a "plus" if he is on the ice when his Club scores an even-strength or shorthand goal. He receives a "minus" if he is on the ice for an even-strength or shorthand goal scored by the opposing Club. The difference in these numbers is considered the player's plus-minus statistic.

Power-Play Goal: A goal scored by a Club while it has a manpower advantage due to an opponent's penalty. Following are some examples of what is and is not considered a power-play goal:

- if a Club has an advantage on a minor penalty starting at 2:02 of the period and it scores at 4:02, the goal is not a power-play goal.
- if a Club scores on a delayed penalty, the goal is not a power-play goal.
- if a Club has an advantage due to a five-minute major or match penalty, that Club is always credited with having one more advantage than the number of power-play goals it scores during that advantage, because the penalty does not expire. A new advantage begins after each power-play goal. For example, if Team A scores three goals during a major penalty, it is credited with four advantages.
- if a Club is on a power-play for any length of time, it is considered to have had an advantage.
- if a minor penalty is incurred by a Club on a power-play due to a major penalty, a new advantage is given to that Club when its minor penalty expires, provided the opponent's major penalty is still in effect.

HOW TO FIGURE...



Power-Play Percentage: Total number of power-play goals divided by total number of power-play opportunities.

Save Percentage: Subtract goals allowed (GA) from shots against (SA) to determine saves. Then divide saves by shots-against.

Shooting Percentage: Divide the number of goals scored by the number of shots taken.

Shorthand Goal: A goal scored by a Club while it is at a manpower disadvantage. The same cases apply for shorthand as for power-play goals, but in the opposite manner.

Shot on Goal: If a player shoots the puck with the intention of scoring and if that shot would have gone in the net had the goaltender not stopped it, the shot is recorded as a "shot on goal".

Shutout: If two goaltenders combine for a shutout, neither receives credit for the shutout. Instead it is recorded as a Club shutout.

Tenths of a Second: If a penalty or goal occurs in the last minute, the time is rounded off to the previous second (ex: if a penalty is called with 12.4 seconds left in a period, the time is indicated as 19:47 and not 19:48.)

Coaches Record: A coach receives a "W" for a win in regulation, overtime or shootout; an "L" for a loss in regulation; or an "OT" for a loss in overtime or shootout.



GARY B. BETTMAN
NHL Commissioner



WILLIAM DALY
Deputy Commissioner



JOHN COLLINS
Chief Operating Officer



COLIN CAMPBELL
Sr. Executive Vice President
of Hockey Operations

NEW YORK1185 Avenue of the Americas, New York, NY 10036, 212-789-2000,
MONTRÉAL1800 McGill College Avenue, Suite 2600, Montréal, Québec, H3A 3J6
TORONTO.....50 Bay Street, 11th Floor, Toronto, Ontario, M5J 2X8, 416-359-7900,

EXECUTIVE

Commissioner**Gary B. Bettman**
 Deputy Commissioner **William Daly**
 Chief Operating Officer..... **John Collins**
 Senior Executive Vice President of Hockey Operations..... **Colin Campbell**

HOCKEY OPERATIONS

Senior Vice President of Hockey Operations **Mike Murphy**
 Senior Vice President of Hockey Operations **Kris King**

NHL COMMUNICATIONS (@PR_NHL)

GARY MEAGHER, Executive Vice President, Communications O: 416-359-7960
C: 416-729-4700
gmeagher@nhl.com

FRANK BROWN, Group Vice President, Communications O: 212-789-2042
C: 347-853-4390
fbrown@nhl.com
 * Commissioner's Office requests

JAMEY HORAN, Group Vice President, Event Communications
 & Player Development O: 212-789-2785
C: 646-652-9981
jhoran@nhl.com
 * Deputy Commissioner requests; Event & Player development inquiries

JOHN DELLAPINA, Group Vice President, Communications O: 212-789-2115
C: 917-363-7988
jdellapina@nhl.com
 * Department of Player Safety requests and general hockey inquiries

BENNY ERCOLANI, Statistician & Information Officer O: 416-359-7963
 C: 416-729-5666
 bercolani@nhl.com

GREG INGLIS, Senior Director, News Services O: 212-789-2065
 C: 347-853-2461
 ginglis@nhl.com
 * Editorial content & research

**SCHUYLER BAEHMAN, Director, Event Communications
 & Player Development** O: 212-789-2097
 C: 908-917-0456
 sbaehman@nhl.com
 * Event inquiries

NIRVA MILORD, Director, Communications O: 212-789-2123
 C: 917-715-6187
 nmilord@nhl.com
 * Corporate communications, entertainment publicity

JENNIFER MOAD, Director, Communications O: 416-359-7961
 C: 416-527-2852
 jmoad@nhl.com

JULIE YOUNG, Director, Communications O: 416-359-7964
 C: 416-605-3550
 jyoung@nhl.com
 * Hockey Operations & Officiating requests

DAVID KEON, Senior Manager, Communications O: 416-359-7962
 C: 416-729-5665
 dkeon@nhl.com
 * International credentials

TREVOR BJERGSO, Manager, Communications O: 416-359-7965
 C: 416-540-5306
 tbjergso@nhl.com
 * Social Media inquiries, Central Scouting & Situation Room requests

BRENDON CROSSMAN, Manager, Communications O: 416-359-7978
 bcrossman@nhl.com
 * In-Game communications

JASMINE GHAFOR, Manager, Communications O: 416-359-7968
 C: 647-808-4876
 jghafour@nhl.com
 * Corporate communications

JOSH BERNSTEIN, Coordinator, Communications O: 212-789-2609
 jbpr@nhl.com
 * Editorial content, research & Morning Skate

**NICOLE BUCKLEY, Coordinator, Event Communications
 & Player Development** O: 212-789-2066
 nicbuckley@nhl.com
 * Event credentials

**LAUREN WOLMAN, Assistant, Event Communications
 & Player Development** O: 212-789-2052
 lwolman@nhl.com

REFEREES

| NAME | NUMBER |
|-----------------------|--------|
| *Burchell, Darcy | 42 |
| Charron, Francis | 6 |
| *Chmielewski, Tom | 43 |
| Devorski, Paul | 10 |
| Dwyer, Gord | 19 |
| Furlatt, Eric | 27 |
| *Hanson, Trevor | 47 |
| Hasenfratz, Mike | 2 |
| Hebert, Ghislain | 22 |
| Hebert, Jean | 15 |
| Jackson, Dave | 8 |
| Joannette, Marc | 25 |
| Kimmerly, Greg | 18 |
| Kowal, Tom | 32 |
| Kozari, Steve | 40 |
| L'Ecuier, Frederick | 17 |
| LaRue, Dennis | 14 |
| Lee, Chris | 28 |
| Leggo, Mike | 3 |
| *Lemelin, Mark | 41 |
| *Lewis, Dave | 46 |
| *Luxmore, Thomas John | 49 |
| Martell, Rob | 26 |
| McCauley, Wes | 4 |
| *McIsaac, Jon | 45 |
| Meier, Brad | 34 |
| Morton, Dean | 36 |
| Nicholson, Kendrick | 44 |
| O'Halloran, Dan | 13 |
| O'Rourke, Dan | 9 |
| Peel, Tim | 20 |
| Pochmara, Brian | 16 |
| Pollock, Kevin | 33 |
| Rank, Garrett | 48 |
| Rehman, Kyle | 37 |
| Rooney, Chris | 5 |
| Skilliter, Graham | 24 |
| St. Pierre, Justin | 12 |
| St-Laurent, Francois | 38 |
| Sutherland, Kelly | 11 |
| Walsh, Ian | 29 |
| Watson, Brad | 23 |

• Minor league officials

LINESMEN

| NAME | NUMBER |
|-------------------|--------|
| Amell, Derek | 75 |
| Barton, Steve | 59 |
| Brisebois, David | 96 |
| Cameron, Lonnie | 74 |
| Cherrey, Scott | 50 |
| Cormier, Michel | 76 |
| Cvik, Mike | 88 |
| Devorski, Greg | 54 |
| Driscoll, Scott | 68 |
| Galloway, Ryan | 82 |
| Gibbs, Darren | 66 |
| *Grandt, John | 98 |
| Henderson, Don | 91 |
| Heyer, Shane | 55 |
| Kovachik, Brad | 71 |
| *Knorr, Trent | 63 |
| Lazarowich, Brad | 86 |
| Mach, Brian | 78 |
| MacPherson, Matt | 83 |
| McElman, Andy | 90 |
| Miller, Steve | 89 |
| Morin, Jean | 97 |
| Murchison, Kiel | 79 |
| Murphy, Brian | 93 |
| Murray, Jonny | 95 |
| Nansen, Derek | 70 |
| Nelson, Thor | 80 |
| Nowak, Tim | 77 |
| Pancich, Bryan | 94 |
| Racicot, Pierre | 65 |
| Rody, Vaughan | 73 |
| Sericolo, Anthony | 84 |
| Sharrers, Jay | 57 |
| Shewchyk, Mark | 92 |
| Wheler, Mark | 56 |



2014-15 NHL CRITICAL DATES

SEPTEMBER 2014

- 11 Rookie camps open
- 18 Training camps open
- 21 Preseason schedule begins
- 24 Kraft Hockeyville: Arizona Coyotes at Calgary Flames (Sylvan Lake, Alta.)
- 25 CCM/USA Hockey All-American Prospects Game (Buffalo, N.Y.)
- 30 NHL Board of Governors Meeting (New York, N.Y.)

OCTOBER 2014

- 7 Opening day playing rosters set (5:00 p.m. ET)
- 8 Opening night – Regular Season begins
- 8 2014 Molson Canadian NHL Face-Off™ (Toronto, Ont.)
- 8 Kings raise Stanley Cup banner: San Jose Sharks at Los Angeles Kings
- 11 NHL Game Night (all teams in action)
- 20-Nov. 17 Hockey Fights Cancer Awareness Month

NOVEMBER 2014

- 14 Hockey Hall of Fame Game: Pittsburgh Penguins at Toronto Maple Leafs (Air Canada Centre, Toronto, Ont.)
- 17 Hockey Hall of Fame induction ceremony (Toronto, Ont.)
Inductees: Rob Blake, Peter Forsberg, Dominik Hasek, Mike Modano (Player category);
Pat Burns (Builder category);
Bill McCreary (Referee/Linesman category);
Media honorees: Kevin Allen, Pat Foley.
- 18 General Managers' Meeting (Toronto, Ont.)
- 26 NHL Founders Day (1917) – 9 games on schedule
- 28 2014 Discover NHL Thanksgiving Showdown™:
New York Rangers at Philadelphia Flyers (1:00 p.m. ET)

DECEMBER 2014

- 1 Signing deadline for Group 2 free agents (5:00 p.m. ET)
- 4 U.S. Hockey Hall of Fame induction & Celebration of Lester Patrick (Minn/St. Paul, Minn.). Inductees: Karyn Bye Dietz, Brian Rafalski, Jeff Sauer, Lou Vairo.
- 8-9 NHL Board of Governors Meeting (Boca Raton, Fla.)
- 19-27 Holiday roster freeze in effect: For all players on an NHL active roster, injured reserve, or with non-roster and injured non-roster status as of midnight (local time) Dec. 19, a roster freeze shall apply through midnight (local time) Dec. 27, with respect to waivers, trades and loans, subject to the exceptions provided for in CBA Article 16.5 (d).

2014-15 NHL CRITICAL DATES CALENDAR



24-26 Holiday break (no scheduled practices – dressing rooms closed)
26-Jan. 5 IIHF World Junior Championship (Montreal, Que. & Toronto, Ont.)

JANUARY 2015

1 2015 Bridgestone NHL Winter Classic®:
Chicago Blackhawks at Washington Capitals
(Nationals Park, Washington, D.C.)
13 USHL/NHL Top Prospects Game (Dubuque, Iowa)
21 CCM/ECHL All-Star Classic (Orlando, Fla.)
22 CHL/NHL Top Prospects Game (St. Catharines, Ont.)
22-26 NHL All-Star Break (no games played)
22-25 No scheduled practices – dressing rooms closed
24 NHL All-Star Skills Competition™ (Nationwide Arena, Columbus, Ohio)
25 60th NHL All-Star Game (Nationwide Arena, Columbus, Ohio)
27 NHL Regular Season resumes

FEBRUARY 2015

1 Hockey is for Everyone Month begins
14 Scotiabank Hockey Day in Canada (host: Halifax, N.S.)
21 2015 Coors Light NHL Stadium Series™: Los Angeles Kings
at San Jose Sharks (Levi's® Stadium, Santa Clara, Calif.)
20-22 8th Annual Hockey Weekend Across America presented by CCM (USA Hockey)

MARCH 2015

2 Trade deadline (3:00 p.m. ET)

APRIL 2015

9-11 NCAA Frozen Four (TD Garden, Boston, Mass.)
11 Last day of regular season (all teams in action)
15 Stanley Cup Playoffs begin
16-26 IIHF Under-18 World Championship (Zug and Lucerne, Switzerland)

MAY 2015

1-17 IIHF World Championship (Prague and Ostrava, Czech Republic)
21-31 CHL Memorial Cup (Quebec City, Que.)
31-June 6 NHL Combine (Buffalo, N.Y.)

JUNE 2015

20 Last possible day for 2014 Stanley Cup Final
TBA Deadline for first club-elected salary arbitration (later of June 15 or 48
hours after the conclusion of the Stanley Cup Final, 5:00 p.m. ET)
26-27 NHL Draft (BB&T Center, Sunrise, Fla.)

JULY 2015

1 Free agency begins (12:00 p.m. ET)
5 Deadline for player-elected salary arbitration notification (5:00 p.m. ET)
6 Deadline for club-elected salary arbitration notification (5:00 p.m. ET)
20-Aug. 4 Salary arbitration hearings held

AUGUST 2015

6 Deadline for salary arbitration decisions to be rendered

2014-15 DETROIT RED WINGS

SEPTEMBER (PRESEASON)

| SUN | MON | TUES | WED | THURS | FRI | SAT |
|-----|-------------------|-------------------|-----|-------------------|-----|-------------------|
| | 22 PIT 7:00 | 23 CHI 8:30 | 24 | 25 CHI 7:30 | 26 | 27 BOS 7:00 |
| 28 | 29 TOR 7:30 | 30 | | | | |

OCTOBER

| SUN | MON | TUES | WED | THURS | FRI | SAT |
|-----|-----|-------------------|-------------------|-------------------|-------------------|-------------------|
| | | | 1 PIT 7:30 | 2 | 3 TOR 7:30 | 4 BOS 5:00 |
| 5 | 6 | 7 | 8 | 9 BOS 7:30 | 10 | 11 ANA 7:00 |
| 12 | 13 | 14 | 15 BOS 8:00 | 16 | 17 TOR 7:30 | 18 TOR 7:00 |
| 19 | 20 | 21 MTL 7:30 | 22 | 23 PIT 7:30 | 24 | 25 PHI 7:00 |
| 26 | 27 | 28 WSH 7:30 | 29 | 30 | 31 LA 7:30 | |

NOVEMBER

| SUN | MON | TUES | WED | THURS | FRI | SAT |
|-------------------|-------------------|-------------------|-------------------|-------------------|-------------------|-------------------|
| | | | | | | 1 |
| 2 BUF 5:00 | 3 | 4 OTT 7:30 | 5 NYR 8:00 | 6 | 7 NJ 7:30 | 8 |
| 9 TB 6:00 | 10 | 11 | 12 | 13 | 14 CHI 7:30 | 15 |
| 16 MTL 7:00 | 17 | 18 CBJ 7:30 | 19 | 20 WPG 8:00 | 21 | 22 TOR 7:00 |
| 23 VAN 7:30 | 24 OTT 7:30 | 25 | 26 PHI 7:30 | 27 | 28 NJ 7:00 | 29 |

DECEMBER

| SUN | MON | TUES | WED | THURS | FRI | SAT |
|-------------------|-------------------|-------------------|-------------------|------------------|-------------------|-------------------|
| | 1 | 2 FLA 7:30 | 3 | 4 DAL 7:30 | 5 | 6 NYR 7:00 |
| 7 CAR 5:00 | 8 | 9 | 10 TOR 8:00 | 11 | 12 FLA 7:30 | 13 TOR 7:00 |
| 14 | 15 | 16 CBJ 7:30 | 17 | 18 | 19 NYI 7:30 | 20 |
| 21 COL 6:00 | 22 | 23 BUF 7:30 | 24 | 25 | 26 | 27 OTT 7:00 |
| 28 | 29 BOS 7:00 | 30 | 31 NJ 7:30 | | | |

JANUARY

| SUN | MON | TUES | WED | THURS | FRI | SAT |
|--------------------------|-------------------|-------------------|------------------|--------------------------|-----|-------------------|
| | | | | 1 | 2 | 3 VAN 10:00 |
| 4 | 5 | 6 EDM 9:30 | 7 CGY 9:30 | 8 | 9 | 10 WSH 7:00 |
| 11 | 12 | 13 BUF 7:00 | 14 | 15 STL 8:00 | 16 | 17 NSH 7:00 |
| 18 BUF 8:00 | 19 | 20 MIN 7:30 | 21 | 22 ★ ALL-STAR BREAK ★ | 23 | 24 |
| 25 ★ ALL-STAR BREAK ★ | 26 FLA 7:30 | 27 | 28 TB 7:30 | 29 | 30 | 31 NYI 2:00 |

FEBRUARY

| SUN | MON | TUES | WED | THURS | FRI | SAT |
|-----|--------------------|-------------------|-------------------|-------------------|-----|-------------------|
| 1 | 2 | 3 | 4 | 5 COL 9:00 | 6 | 7 ARI 8:00 |
| 8 | 9 | 10 | 11 PIT 8:00 | 12 | 13 | 14 WPG 7:00 |
| 15 | 16 MTL 7:30 | 17 | 18 CHI 7:30 | 19 | 20 | 21 DAL 8:00 |
| 22 | 23 ANA 10:00 | 24 LA 10:30 | 25 | 26 SJ 10:30 | 27 | 28 NSH 3:00 |

MARCH

| SUN | MON | TUES | WED | THURS | FRI | SAT |
|--------------------|------------------|-------------------|------------------|-------------------|------------------|-------------------|
| 1 | 2 | 3 | 4 NYR 8:00 | 5 | 6 CGY 7:30 | 7 |
| 8 BOS 7:30 | 9 EDM 7:30 | 10 | 11 | 12 CBJ 7:30 | 13 | 14 PHI 1:00 |
| 15 PIT 7:30 | 16 | 17 | 18 | 19 FLA 7:30 | 20 TB 7:30 | 21 |
| 22 STL 12:30 | 23 | 24 ARI 7:30 | 25 | 26 SJ 7:30 | 27 | 28 TB 2:00 |
| 29 NYI 5:00 | 30 | 31 OTT 7:30 | | | | |

APRIL

| SUN | MON | TUES | WED | THURS | FRI | SAT |
|------------------|-----|------------------|-----|------------------|-----|-------------------|
| | | | 1 | 2 BOS 7:30 | 3 | 4 MIN 7:00 |
| 5 WSH 5:00 | 6 | 7 CAR 7:30 | 8 | 9 MTL 7:30 | 10 | 11 CAR 7:00 |

CALL 313.471.7996 OR VISIT DETROITREDWINGS.COM/GAMESCHEDULE FOR THE MOST UP-TO-DATE BROADCAST SCHEDULE AND GAME INFORMATION. 313.471.7575 • DETROITREDWINGS.COM

HOME GAME

AWAY GAME

ALL LOCALLY AVAILABLE GAMES BROADCAST ON



DETROIT



IT'S MORE
THAN HOCKEY™
#IMTH