



***2016-17 MEDIA GUIDE***





## TABLE OF CONTENTS

### THE EXECUTIVES

Team Directory .....	4-5
Media Information .....	6
Foundation/Community Info .....	7
Vincent J Viola/Doug Cifu .....	8-9
Front Office .....	12-15
Coaches .....	16-18
Scouts .....	19
Medical Staff .....	20-21
Equipment Staff/Leadership .....	22-23
Team Doctors & Broadcast Team .....	24-27

### THE PLAYERS

Players .....	30-91
In The System .....	92-109
Springfield Thunderbirds .....	110-111
Draft History .....	112-115

### 2015-16 SEASON-IN-REVIEW

2015-16 Final NHL Standings .....	118
2015-16 NHL Leaders .....	119
2015-16 Team Game-by-Game Summary .....	120-121
2015-16 Final Individual Statistics .....	122
2015-16 Panthers Highs & Lows .....	123
2015-16 Miscellaneous Statistics .....	124-125
2015-16 Transactions .....	126
2015-16 Injury Breakdown .....	127
2015-16 Home Scoring .....	128
2015-16 Road Scoring .....	129

### 2016-17 OPPONENTS

Anaheim Ducks .....	132
Arizona Coyotes .....	133
Boston Bruins .....	134
Buffalo Sabres .....	135
Calgary Flames .....	136
Carolina Hurricanes .....	137
Chicago Blackhawks .....	138
Colorado Avalanche .....	139
Columbus Blue Jackets .....	140
Dallas Stars .....	141
Detroit Red Wings .....	142
Edmontons Oilers .....	143
Los Angeles Kings .....	144
Minnesota Wild .....	145
Montreal Canadiens .....	146
Nashville Predators .....	147
New Jersey Devils .....	148
New York Islanders .....	149
New York Rangers .....	150
Ottawa Senators .....	151
Philadelphia Flyers .....	152
Phoenix Coyotes .....	153
Pittsburgh Penguins .....	154
San Jose Sharks .....	155
St. Louis Blues .....	156
Tampa Bay Lightning .....	157
Toronto Maple Leafs .....	158
Vancouver Canucks .....	159
Washington Capitals .....	160





## REGULAR SEASON RECORDS

All Time Records vs. Other Clubs .....	164
Panthers Records (1993-2016) .....	165-178
All-Time Leaders.....	179-183
All-Time Special Teams.....	184
Career Scoring .....	185-187
Team Records.....	188-191
Individual Records .....	192-193
Goaltending Records.....	194
Rookie Records .....	195
1993-94 Records.....	196
1994-95 Records.....	197
1995-96 Records.....	198
1996-97 Records.....	199
1997-98 Records.....	200
1998-99 Records.....	201
1999-00 Records.....	202
2000-01 Records.....	203
2001-02 Records.....	204
2002-03 Records.....	205
2003-04 Records .....	206
2005-06 Records .....	207
2006-07 Records.....	208
2007-08 Records.....	209
2008-09 Records .....	210
2009-10 Records.....	211
2010-11 Records.....	212
2011-12 Records.....	213
2012-13 Records.....	214
2013-14 Records .....	215

2014-15 Records .....	216
2015-16 Records .....	217
Inaugural Season Firsts.....	218-219
All-Time Numerical Roster .....	220-221
All-Time Register.....	222-223
All-Time History .....	224-241

## PANTHERS PLAYOFF HISTORY

All Time Playoff History.....	244-248
All-Time Playoff Leaders .....	249
Playoff Records .....	251-256

## GENERAL INFO

Florida Panthers IceDen .....	260
BB&T Center .....	261
Panthers Alumni Association.....	262
National Hockey League .....	263
NHL Communication Contacts.....	264
NHL Critical Dates.....	265-266



# FLORIDA PANTHERS



## TEAM DIRECTORY

### Ownership

Owner, Chairman & Governor: Vincent J. Viola

### Executive

Vice Chairman, Partner & Alternate Governor: Douglas A. Cifu

Executive Chairman: Peter Luukko

President & CEO: Matthew Caldwell

Special Advisor to Ownership: Rory A. Babich

President, Hockey Operations: Dale Tallon

General Manager: Tom Rowe

Special Advisor to the General Manager/Alternate Governor: William Torrey

Assistant General Manager, GM Springfield (AHL): Eric Joyce

Assistant General Manager, VP Legal Affairs: Steve Werier

Chief of Staff: Sean McCaffrey

Executive Vice President: Charlie Turano

Executive Vice President, Sales: Jim Willits

Chief Financial Officer: Amy Perry

Chief Technology Officer: John Spade

Vice President, Event Programming: Kevin Grove

Vice President, Human Resources/Payroll: Lane Miller

Vice President, Broadcasting and Panthers Alumni: Randy Moller

Vice President, Corporate Partnerships: Greg Rieber

Vice President, Marketing: Pamela Zager-Maya

Executive Director, Florida Panthers Foundation: Lauren Simone

Executive Director, Leadership & Cultural Development: J.B. Spisso

General Counsel: Ed Wildermuth

Executive Assistant: Lindsay Bohlen

### Hockey Operations

Director of Player Development: Bryan McCabe

Assistant to the General Manager: Braden Birch

Director of Hockey Analytics: Brian MacDonald

Manager of Team Services: Stiles Burr

Co-Director, Amateur Scouting: Jason Bukala

Co-Director, Amateur Scouting: Toby O'Brien

Amateur Scout: Fred Bandel

Amateur Scout: Wes Clark

Amateur Scout: Mike Fairman

Amateur Scout: Bill Ryan

Special Advisor to Ownership: Peter Mahovlich

Head Pro-Scout: Al Tuer

Professional Scout: Neil Little

Professional Scout: Richard Pollock

European Scout: Jari Kekalainen

European Scout: Vadim Podrezov

Prospect Consultant Specialist: Josh Weissbock

### Coaching & Training Staff

Head Coach: Gerard Gallant

Associate Coach: Dave Barr

Assistant Coach: Mike Kelly

Assistant Coach: Scott Allen

Goaltending Coach: Robb Tallas

Strength & Conditioning Coach: Tommy Powers

Video Coordinator: Tommy Cruz

Medical Consultant: Dr. David X. Cifu

Director of Sports Science/Physical Therapist: Tim Wittenauer

Head Athletic Trainer: Dave DiNapoli

Assistant Athletic Trainer: Tommy Alva

Head Equipment Manager: Teddy Richards

Assistant Equipment Manager: Brian Godin

Equipment Assistant: Dakota King

Equipment Assistant: Anthony Curcio

### Springfield Thunderbirds

Assistant GM, GM Springfield Thunderbirds: Eric Joyce

Head Coach: Gordie Kinnear

Assistant Coach: Doug Janik

Assistant Coach: Mike Ryan

Goaltending Coach: Leo Luongo

Strength and Conditioning Coach: Eddie Reyes

### PR/Communications

Director, Digital Media: Adelyn Biedenbach

Media Relations Coordinator: Mike Lewis

Public Relations Coordinator: Chrissy Parente

Digital Media Coordinator: Kyle Morrison

Web Content: Jameson Olive

Photography: Eliot Schechter

### Game Presentation

Sr. Director, Game Presentation: Jon Adams

Director, Video Production: Dennis Docil

Web Producer, Game Presentation: Dave Courtney

Video Producer, Game Presentation: John Gerard

Manager, Game Presentation: Andrew Mason

Sr. Motion Graphics Designer: Bryant Fusco

Motion Graphics Producer: Bill Calandro

Game Presentation Coordinator: Joelle Kearns

Mascot Coordinator: Tanner Buchas

Music Directors: Taiwo Cummings & Kevin Foster

P.A. Announcer: Andrew Imber

Featured Anthem Singers: Caroline & Anna

### Marketing

Director, Community Relations & Grassroots Marketing: John Colombo

Director, Creative Services: Christopher Liskiewicz

Marketing Manager: Amanda Cifu

Marketing Manager: Richard Meharey

Graphic Designer: Danielle Maciver

Graphic Designer: Molly Marshall

Youth Hockey Manager: Matt Janusz

Lead Instructor, Try Hockey for Free: Bill Lindsay

### Corporate Partnerships

Director, Corporate Partnerships & Legal Associate: Samuel Sortisio

Director, Corporate Partnerships: Mike Meyers

Manager, Corporate Partnerships: Matthew Sherry

Account Executive, Corporate Partnerships: Bryan McParlane

Activation Manager, Corporate Partnerships: Anthony Hill

Activation Specialist, Corporate Partnerships: Kelsye Pierdominici

Activation Coordinator, Corporate Partnerships: Tyler Wentz

### Box Office

Sr. Director, Ticket Operations: Adam Summerell

Director, Ticket Operations: Chiara DeLuca

Manager, Ticket Operations: Amanda Martie

### Client Experience

Director, Client Experience Team: Nicole Meloff

Sr. Premium Specialist, Client Experience Team: Melissa Hady

Premium Specialist, Client Experience Team: Megan Giuliani

Specialist, Client Experience Team: Tyler Huffman

Sr. Specialist, Client Experience Team: Rebecca Roy

Specialist, Client Experience Team: Katelyn Crowle

### Sales

Director, Group Sales: Stephen Gerhard

Manager, Group Events: Delwin Liranzo

Specialist, Group Events: Courtney Crabtree

Specialist, Group Events: Zachary Eisenberg

Specialist, Group Events: Andrew Nawn

## EXECUTIVES

## COACHES

## PLAYERS

## OPPONENTS

## STAFF



# FLORIDA PANTHERS



Specialist, Group Events: Nina Singer  
Account Executive, Group Events: Justice Kelley  
Account Executive, Group Events: Zachary Mandirola  
Director, Ticket Sales: Heath Bennett  
Sales Coordinator: Courtney Lee  
Account Executive: Ryan Acuff  
Account Executive Ashley Sherkus  
Account Executive: Jenna Lembo  
Account Executive: Stu Kowal  
Account Executive: Matt Stocker  
Account Executive: Bobby Segin  
Account Executive: Caroline Dunn  
Account Executive: Victor Mariano  
Account Executive: Jennifer Freeman  
Account Executive: Brad Daugherty  
Sales Associate: Dillon Garafolo  
Sales Associate: Jonathan Mastin  
Sales Associate: Kyle Vercruysse  
Sales Associate: Brandon Gabbert  
Sales Associate: Sarah Cleaver  
Sales Associate: Matt Podkulski  
Sales Associate: Joseph Birmingham  
Sales Associate: Alexander Accetta  
Sales Associate: Andrew Edbauer  
Sales Associate: Ramsey Diaz  
Sales Associate: Mari Waligunda  
Sales Associate: Giselle Edward  
Coordinator, Ticket Sales: Kevin Crawl  
Premium Seating- Club Lexus, Club 93 and Suites  
Director, Premium Seating: John Markiewicz  
Account Executive, Premium Seating: Adam Boliek  
Account Executive, Premium Seating: Leigh Ann Shoulders  
Account Executive, Premium Seating: Peter Spear

## **Finance & Business Support (IT, Payroll, HR)**

Director, Business Operations Jerome Burke  
Associate Counsel: Robert Karpeles  
Director, Human Resources & Payroll: Peggy Ziady  
Payroll Administrator: Ana Gomez  
Senior Network Engineer: Eamon Connaughton  
Technical Support Specialist: Justin Gilbert  
Senior A/V Technician: Tony Depasquale  
Help Desk Technician: Jan Vizner  
A/V Technician: Alex Cooley  
Controller/Director of Accounting: Scott Levine  
Accounting Manager: Michele Schoppmann  
Senior Staff Accountant: Rutvi Shah  
Senior Staff Accountant: Danny Martinez  
Staff Accountant: Natasha Toy  
Staff Accountant: Mark Maxwell  
Accounts Payable Specialist: Christen Wimberly  
Accounts Payable Supervisor: Monica Quintana  
JR. AV Engineer: Eric Greene

## **Analytics**

Director, Hockey Analytics: Brian MacDonald  
Senior Manager, CRM: Matt Hines

Manager, Business Strategy: James Cifu

## **Radio/TV Broadcasters**

Television Play-By-Play: Steve Goldstein  
Television Color Analyst: Denis Potvin  
Television Analyst: Randy Moller  
Panthers Host: Craig Minervini  
Radio Play by Play: Doug Plagens  
Radio Color Analyst: Bill Lindsay  
Spanish Play by Play: Arley Londoño  
Spanish Color Analyst: Octavio Sequera

## **BB&T Center**

General Manager, BB&T Center: Adam Fullerton  
Senior Manager, Operations: Brian Gilner  
Sr. Electrician: Luke Turnbach  
Ice Technician Manager: Graham Caplinger  
Ice Technician: Jason Fredericks  
Day Crew Supervisor: Marcus Herrera  
Conversion Crew Supervisor: Mike Devito  
Engineer: Charles Gainey  
Engineer: Tim Green  
Engineer: Sean Bailey  
General Labor: AJ Foley  
General Labor: Nelson Constant  
Manager, Housekeeping: Donald Crapp  
Landscaping Supervisor: Christopher Sullivan  
Grounds Technician: Chris Williams  
Director, Event & Guest Services: Tom Embrey  
Manager, Event Services: Mike Blanton  
Manager, Event Services: Allison Click  
Event Coordinator: Shannon Lesovoy  
Event Services Coordinator: Dylan Dotson  
Logistics Coordinator: Louis Dalton

## **Florida Panthers IceDen**

General Manager: Keith Fine  
Manager, Hockey Development and Retention: Andrew Bates  
Manager, Hockey Administration: John Peach  
Manager, Arena Operations: Tim Disharon  
Supervisor, Arena Operations: Kevin Chappelle  
Accounting Manager: Linda Kosoy  
Director, Skating Development: Nancy Mariani  
Coordinator, Skating Administration: Vanessa Distefano  
Office Manager: Ashley Mayer  
Supervisor, Front Office: Dominique Caldeira  
Coordinator, Marketing: Casey Bickford  
Assistant, Retail Operations: Casey Schmidt  
Manager, Food & Beverage: Ronisha Lane  
Building Engineer, Arena Operations: Michael Ruehl  
Crew, Arena Operations: Christian Anthony  
Facility Crew: Ferdinand Brickleff  
Facility Crew: Robes Moise





## MEDIA INFORMATION



**Adelyn Biedenbach**

Director Digital Media  
954-249-4817  
biedenbacha@floridapanthers.com



**Mike Lewis**

Coordinator, Media Relations  
954-240-7839  
lewism@floridapanthers.com



**Chrissy Parente**

Coordinator, Public Relations  
954-224-5257  
parentec@floridapanthers.com

### MEDIA CREDENTIALS

Media Credentials will be issued for working members of the media only. Non-working media members, children and friends will not be allowed into the press box or press lounge.

There will be three types of game credentials – two types for those individuals working in press box (working press and radio/TV as well as visiting team official) and one for those individuals taking both still and video shots will not have press box access (photo/tech and cameramen). Contact Chrissy Parente at (954) 224-5257.

### PRESS ENTRANCE

The press entrance is located at the northwest corner of the BB&T Center, just to the left of the arena's loading docks. It will open an hour and a half before the start of each game and close half an hour after the game begins. Please use the press entrance or the security entrance when attending Panthers practices at the BB&T Center.

### PRESS BOX ACCESS

To access the Press Box, please exit the Press Lounge at the same door you entered and proceed approximately 40 yards to the press express elevator, which will be on the right. Take the press express elevator to the Sky View Level, which will open directly into the Press Box.

### DRESSING ROOM ACCESS

From the Press Lounge: Proceed out the back door of the Press Room and take an immediate left. Follow the corridor until you reach the marked locker room doors or the post-game interview room – approximately 30 yards on the right.

From the Press Box: Upon departing the press express elevator on the event level, proceed to the right and follow the corridor until you reach the locker rooms – approximately 15 yards past the security booth.

### WORKING PRESS PASS HOLDERS

Working press members will be assigned a seat in the Press Box, which you can access at the Sky View Level off of the press express elevators. Seating charts are posted throughout the Press Box on game nights.

### PHOTO/TECH PASS HOLDERS

Still photographers will shoot from section 117 and from the holes in the glass. Team photographer Eliot Schechter will assign photo locations on a nightly basis.

### MEDIA PARKING

The Panthers can offer a limited number of parking spaces available to the media on a seasonal basis that will be located in a fenced-in lot at the northwest corner of the BB&T Center, near the press entrance. Please submit any requests for parking 24 hours prior to game to Chrissy Parente at (954) 224-5257 or Adelyn Biedenbach at (954) 835-7207. The club will have a very limited number of game-by-game parking passes available and they will be issued on a first-come, first-served basis.

### PRESS MEALS

Upon receiving your credential from a Panthers communications representative at the press will-call, each member of the media may proceed to the Press Lounge. Meals may be purchased after signing in with Press Room food service individuals.

Follow @FlaPanthersPR for information on practice times and updates.



# FLORIDA PANTHERS



## FLORIDA PANTHERS FOUNDATION

### Vision

To make a positive philanthropic impact on South Florida community and beyond.

### Mission

The Florida Panthers Foundation was established to benefit the South Florida community by focusing on four priority areas: building the game of hockey for children and youth, supporting health and education initiatives for children, advocating for and supporting veterans' issues, and raising awareness about the endangered Florida Panther.

### Who We Are

The Florida Panthers Foundation serves as the team's main charitable beneficiary. Re-introduced in the middle of the 2013-14 season under the ownership of Mr. Vincent Viola and Mr. Doug Cifu, the vision of the Florida Panthers Foundation is to make a positive philanthropic impact on the South Florida community and beyond. Through partnerships, grants, and community programs, the Foundation will focus on four priorities, including youth hockey, children and youth, veterans and the endangered Florida panther.

The Panthers Foundation raises money through various fundraisers and in-game initiatives, including the 50/50 Raffle, jersey and memorabilia auctions, "Puck for a Buck", outside events and other opportunities to engage fans in support of the Foundation. Through the Foundation, the Florida Panthers looks to support exemplary South Florida nonprofit organizations that help make a positive impact in the local community.

### Philanthropy

Giving back to the community is the Foundation's #1 priority. As such, the Panthers Foundation is pleased to launch the Community Champions Grant Program for the 2016-2017 season, which allows charitable organizations throughout South Florida to request financial support for programs and initiatives that are benefiting our community. At each of the 41 home games throughout the season, the Foundation will recognize and award one grant for up to \$25,000 to a local organization.

### Scoreboard Messages/Zamboni Rides

Fans are able to donate to the Foundation by purchasing a scoreboard message or a Zamboni Ride during any Florida Panthers home games. Inflatable rides, video games, DJ and potential live music performances, and vendor village.

## PANTHERS IN THE COMMUNITY

### Youth Hockey

The Florida Panthers continue their growth in the South Florida community. The Florida Panthers are in their third season of their Learn to Play program with the goal of teaching the game of Hockey to those who have never had a chance to play. As part of a partnership with the NHL and NHLPA to fit 400 children in South Florida with brand new gear and six weeks On-Ice instructions with Florida Panthers Players, Alumni and USA Hockey instructors.

### Community Drives

Throughout the season, the Florida Panthers hosts a number of charitable drives to benefit the south Florida community, including food, toy, clothing, used youth sports equipment, book drives, etc. Fans are encouraged to bring out items at select Florida Panthers home games to help support each initiative.

### Children's Hospitals Visits

Each season, Florida Panthers players, broadcasters, coaches, and Stanley C. Panther make their regular hospital visits. Players sign autographs, take pictures and distribute gift bags filled with Panthers memorabilia to all patients.

### Future Goals

Future Goals is an online learning initiative that uses the fast-paced, exciting game of hockey as a learning vehicle for students to understand the real-world application of key science, technology, engineering, and Math (STEM) subject matters. The program also introduces students to significant future career opportunities that exist in STEM-related fields. Program, training and usage is FREE to all teachers/schools.

### Cats in the Community

The Florida Panthers are committed to the South Florida community through a variety of initiatives from the Grassroots Marketing and Community Relations departments. The Panthers will deploy significant resources to engage South Florida you, families, current and potential fans and hockey players, to extend its reach through community-driven programs and fan outreach initiatives. The Panther Patrol will visit numerous location throughout the tri-county area to feature street hockey clinics, school/education programs and assemblies, youth hockey events, Watch Parties, as well as appearances from Panthers personalities, Stanley C Panther and more. The JetBlue Tarmac part will take place prior to every Panthers home game and feature a street hockey rink, inflatable rides, video games, DJ and potential live music performances, and vendor village.



# VINCENT VIOLA

Owner, Chairman & Governor



Vincent J. Viola is the Chairman, Owner and Governor of Sunrise Sports & Entertainment, the Florida Panthers Hockey Club, the BB&T Center, and SSE's additional operating entities.

Mr. Viola purchased the Panthers enterprise on Sept. 27, 2013.

A native of Brooklyn, N.Y., Mr. Viola graduated from the U.S. Military Academy at West Point in 1977, and later graduated from the U.S. Army Airborne, Infantry and Ranger Schools and served in the 101st Airborne Division. In 1983, he graduated from the New York Law School.

Mr. Viola is currently the Executive Chairman of Virtu Financial and is one of the nation's foremost leaders in electronic trading. He began his career in the financial services industry on the floor of the New York Mercantile Exchange and rose to be Vice Chairman (1993-1996) and Chairman (2001-2004). Mr. Viola is also the founder and largest stockholder in

Independent Bank Group, Inc (Nasdaq: IBTX), a community banking chain headquartered in McKinney, Texas that he founded in 1989. In 2009, he was inducted in to the Futures Industry Association Hall of Fame.

Mr. Viola decisively led the New York Mercantile Exchange through the aftermath of the terrorist attacks of Sept. 11, 2001. Mr. Viola was recognized by the members and the Board of Directors of the New York Mercantile Exchange for his efforts in leading the reopening of the New York Mercantile Exchange following the terrorist attacks and at the time the New York Mercantile Exchange Board presented Viola with a citation noting "his untiring efforts and inspirational guidance that resulted in the reopening of the New York Mercantile Exchange following the terrorist destruction of the World Trade Center on September 11, 2001."

The citation continued, that Mr. Viola's "heroic leadership served as a beacon to thousands of Exchange members and staff, providing us with the fortitude to resume operations and preserve the efficiency of the American economy and global energy and metals markets in the face of this great tragedy...His wholehearted determination, refusal to be thwarted, and skilled comportment with public officials were the impetus behind the Exchange being the only business west of Ground Zero to open on September 17 and for several months thereafter – preserving the livelihoods of tens of thousands of individuals and families in New York and worldwide. His actions embody the American Spirit in its most noble form."

Shortly after September 11, 2001, Mr. Viola conceived, founded and funded the Combating Terrorism Center at West Point, now in its tenth year of operation.

Mr. Viola has been widely recognized for his philanthropic endeavors including donating over \$10 million to his alma mater through various gifts. Mr. Viola is also a benefactor of the Columbia University medical school, and he and his family created and endowed the Pope John Paul II Family Academy in Bushwick, Brooklyn. He has also been honored as "Man of the Year" by the Chai Lifeline, which provides vital support services for Jewish Children with life-threatening illnesses. His charitable endeavors further include a \$2 million donation to Fordham University and founding the National Children's Educational Reform Foundation, which is dedicated to the improvement of inner city education with an emphasis on bilingual programs in immigrant communities.

Mr. Viola and his wife, Teresa, have three sons – John, Michael and Travis.

# DOUG CIFU

Vice Chairman, Partner & Alternate Governor



Douglas A. Cifu is the Vice Chairman, Partner and Alternate Governor of Sunrise Sports & Entertainment, the Florida Panthers Hockey Club, BB&T Center, and SSE's additional operating entities.

Cifu, and Owner Vincent J. Viola, purchased the Panthers enterprise on Sept. 27, 2013.

A native of Syosset, N.Y., Cifu graduated magna cum laude with a Bachelor of Arts degree from Columbia University in 1987 where he was elected a member of Phi Beta Kappa, and completed his J.D. from Columbia Law School in 1990.

Cifu is currently the Chief Executive Officer of Virtu Financial, LLC a global electronic market making firm and was one of the company's co-founders with Vincent Viola in 2008. Mr. Cifu also serves on the board of Independent Bank of Texas (NASDAQ: IBTX), a community banking chain based in McKinney, Texas and Eastern Airlines, inc.

Prior to joining Virtu, Cifu practiced law for 18 years and was a partner at the international law firm Paul, Weiss, Rifkind, Wharton & Garrison. While there, Cifu served as a member of the Management Committee, was Deputy Chair of the Corporate Department, and co-head of the Private Equity Group. Highly regarded by his peers, Cifu was recognized in Chambers USA and Legal 500 as a leading mergers and acquisitions lawyer for buyouts and private equity transactions.

Cifu has a residence in Mirasol, Fla. with his wife, Melissa Lautenberg Cifu, their daughter, Rachel, and son, Daniel.





*2016-17 PANTHERS FRONT*

*OFFICE*

**FLORIDA PANTHERS**



FRONT OFFICE

Reebok Reebok Reebok Reebok





# PETER LUUKKO

*Executive Chairman*



Peter Luukko was appointed Executive Chairman of The Florida Panthers Hockey Club and Sunrise Sports & Entertainment on February 6, 2015. Under Luukko's leadership, the franchise hosted the 2015 National Hockey League Draft, the Panthers have had a significant increase in ticket and corporate partnership revenue and the BB&T Center has attracted a variety of prominent shows.

Prior to coming to South Florida, Luukko served as President and Chief Operating Officer of Comcast-Spectacor, L.P. for more than 25 years, overseeing the Philadelphia Flyers, while serving as a member of the National Hockey League Board of Governors. He oversaw Comcast-Spectacor's facility-management business, which runs more than 125 sports arenas, stadiums and convention centers. He was also responsible for the expansion of Comcast-Spectacor's broad range of businesses.

Under Luukko's leadership, Comcast-Spectacor helped Philadelphia garner national attention and awareness by attracting several high-profile events to the city of Philadelphia, including the 2000 Republican National Convention, the 2000 NCAA Women's Final Four, the 2001 NCAA Men's East Regionals, the 2001 and 2002 X-Games, the 2002 NBA All-Star Weekend, the 2008 U.S. Olympic Team Trials for Gymnastics, the 2011 NCAA Wrestling Championships, the 2014 NCAA Frozen Four and numerous other sports and entertainment events. As President of the Flyers, he played an instrumental role in his club participating in two Winter Classics (2010 and 2012), while also hosting the 2014 NHL Draft.

A recognized leader in the facility management industry, Luukko was the 2000 recipient of the City of Hope's Tri-State Labor Award. He also received the 2002 prestigious Harold J. VanderZwaag Distinguished Alumnus Award from the Sports Management Program of the University of Massachusetts for his accomplishments in the field of sports management. He received the 2013 Police Athletic League PAL Award for his contributions to the Philadelphia community.

In 2013, Mr. Luukko and Comcast-Spectacor Chairman Ed Snider ranked 43rd on Street & Smith's Sports Business Journal's prestigious list of the Top 50 Most Influential Leaders in Sports Business. The two are also two-time winners of Venues Today's Hall of Headlines. He also was named one of Billboard Magazine's Power 100 (2012 and 2013).

Mr. Luukko, 55, serves as an active member of the Board of Directors of Pointstreak Sports Technologies Inc., a Toronto company that develops sports-related software, including 50/50 raffle technology increasingly used at sports facilities across North America.

He also serves as Chairman of the Board of Directors of Philly Sports Holdings, an Exton, Pa.- based holding company that operates Sports Vault and Strategic Sports Marketing. Luukko is a hockey player, hockey coach and hockey parent.

He is a graduate of the University of Massachusetts. Luukko and his wife, Casey, have three children Nick, Dana and Max. His son Nick was drafted by the Flyers in the sixth round of the 2010 NHL Draft.

# MATT CALDWELL

President & CEO



Matthew Caldwell is the President and CEO of the Florida Panthers and Sunrise Sports & Entertainment. Caldwell joined the Panthers when Vincent Viola and Doug Cifu purchased the team in 2013. He previously served as Chief Operating Officer for the Panthers.

Caldwell has worked with Panthers ownership for a number of years and has helped with a number of their operating companies including Eastern Air Lines Group and VersaMe. Prior to joining the Panthers, Caldwell was a Vice President at Goldman Sachs in their Investment Management Division where he helped families and institutions invest their capital.

Before working in the finance industry, Caldwell served five years in the U.S. Army as a military officer. During his time in the Army, he conducted combat operations in Iraq, peacekeeping operations in Kosovo, and spent the rest of this time in Germany training soldiers as they prepared to deploy to Iraq and Afghanistan.

Caldwell received his JD from Northwestern University School of Law, his MBA from Northwestern Kellogg School of Management, and his Bachelor of Science from West Point.

# DALE TALLON

President of Hockey Operations



Dale Tallon was named President of Hockey Operations for the Florida Panthers in May 2016. Tallon oversees all aspects of hockey operations in his role including scouting, player acquisition and development.

Tallon received a multi-year contract extension on Jan. 1, 2016. Prior to being named President of Hockey Operations, Tallon served as Executive Vice President & General Manager for six seasons.

During his tenure with the Panthers, Tallon has been responsible for reshaping the club's hockey operations department, as well as the team's player personnel. He has led the franchise to a pair of division titles and two playoff appearances.

The past season the Panthers set franchise records for wins (47) and points (103) on the way to winning the Atlantic Division. In addition, the team won a franchise record 12 consecutive games from Dec. 15 – Jan. 10.

Florida completed the 2014-2015 season as the NHL's most improved team, finishing the season with a 38-29-15 record and 91 points, a 25-point improvement from the previous year.

Under Tallon, the Panthers finished the 2011-12 season with a 38-26-18 mark and the franchise's first Southeast Division championship. The Panthers earned 94 points, the club's most since totaling 98 points in 1999-2000. For his efforts, Tallon was also nominated as a finalist for National Hockey League's 2011-12 Executive of the Year.

Tallon has been responsible for drafting two Calder Cup Trophy winners in defenseman Aaron Ekblad (2015) and forward Jonathan Huberdeau (2013). Among Tallon's group of highly-regarded draft selections during his tenure are Erik Gudbranson (3rd overall, 2010), Nick Bjugstad (19th overall, 2010), Huberdeau (3rd overall, 2011), Vincent Trocheck (64th overall, 2011), Michael Matheson (23rd overall, 2012), Aleksander Barkov (2nd overall, 2013), Ekblad (1st overall, 2014) and Lawson Crouse (11th overall, 2015).

Prior to joining the Panthers, Tallon spent 33 years with the Chicago Blackhawks organization as a front office executive, player and broadcast personality. He served as Chicago's General Manager from 2005-09, and assistant GM from 2003-05. He was responsible for drafting or acquiring many of the Blackhawks' top players who won the 2010 Stanley Cup. Tallon spent the 2009-10 season serving as a Senior Advisor of Hockey Operations for the Blackhawks. He also served four years (1998-2002) as director of player personnel before returning to the radio and television booth prior to the 2002-03 season.

A defenseman, Tallon was Vancouver's first-round selection (2nd overall) in the 1970 NHL Entry Draft. He played in 642 NHL contests with Vancouver (1970-73), Chicago (1973-78) and Pittsburgh (1978-80), registering 336 points (98-238–336) and 568 PIM. Tallon recorded a career-high 17 goals in 69 games with Vancouver during the 1971-72 season and appeared in the 1971 and 1972 NHL All-Star Games. In 1972, Tallon was picked as an alternate for Team Canada at the 1972 Summit Series against the USSR.

The Rouyn-Noranda, Que., native was born on Oct. 19, 1950. Tallon and his wife, Meg, are the parents of two daughters, Lauren and Kristen.



# TOM ROWE

General Manager



Tom Rowe was named General Manager of the Florida Panthers in May 2016. He has been with the organization since 2013-14, serving as head coach of the Panthers AHL team as well as Associate GM.

Rowe started the 2015-16 season as the Head Coach of the Portland Pirates, the Panthers AHL affiliate, before being named Associate GM on Jan. 1.

He previously served as the head coach for the San Antonio Rampage for two seasons when he became the ninth head coach in the 13-year history of the franchise on Nov. 8, 2013. During the annual Rodeo Road Trip in February, the Rampage pulled off their best trip in club history, going 7-2-0-1 under Rowe's leadership, setting a franchise record 12-game point streak as well as a franchise record six-game win streak on the road.

Before coming to the Rampage, Rowe, 59, coached Yaroslavl Lokomotiv of the Kontinental Hockey League, leading the club to a 34-18-0 record and a place in the Conference Quarterfinals during the 2012-13 season. He began his coaching career in the American Hockey League, serving as assistant coach for three seasons (2001-04) with the Lowell Lock Monsters (now the Albany Devils) before being promoted to head coach.


During his two years at the helm, Rowe held a 76-64-20 record and brought the team to the second round of the Calder Cup Playoffs in his first season. As the New Jersey Devils switched their affiliation, Rowe took the reins of the Albany River Rats (now the Charlotte Checkers), and owned an 80-66-14 record, seeing first round playoff action both years of his tenure (2006-08). He served as Paul Maurice's assistant coach for three seasons with the Carolina Hurricanes (2008-11), helping lead the team to the Eastern Conference Finals in his first season.

The Lynn, Mass. native was drafted in the third round (37th overall) of the 1976 NHL Entry Draft by the Washington Capitals after playing three seasons with the London Knights of the Ontario Hockey League. The right wing split time between the Capitals, Hartford Whalers, and Detroit Red Wings in his career, and was a part of the inaugural Whalers team during the 1979-80 season. In 357 career NHL games, he posted 85 goals and 100 assists, and became the first American-born player to net 30 goals in a season when he scored 31 for Washington during the 1978-79 season.

After retiring at the conclusion of the 1983-84 season, Rowe was a part-time color commentator for Hartford in 1989, becoming the full-time broadcaster in 1990 and staying in that position until the end of the season. He continued to work in Hartford management, being appointed assistant general manager in June of 1991 and remaining there until September 1993, when he made the switch to scouting. Rowe was a professional scout for the Whalers until June 1995. He skated in 112 AHL games between Adirondack, Binghamton, Hershey, Moncton, and Springfield, posting 66 goals and 43 assists in that time.

# BILL TORREY

Special Advisor to the GM/Alternate Governor



One of the most respected men in hockey, Mr. William A. Torrey has been a member of the Florida Panthers organization since the club's inception. He spent his first nine seasons as President of the Panthers, while serving as Governor (2002-03) and currently Alternate Governor (2003-10). Mr. Torrey was inducted into the Hockey Hall of Fame in 1995 and was honored by the Panthers with a special tribute night on Oct. 23, 2010. The No. 93 is retired in his honor.

Under Mr. Torrey's guidance and direction, the Panthers have enjoyed tremendous success. In 1993-94, the team's inaugural season, he helped assemble a club that broke expansion records for wins (33), points (83) and winning percentage (.494). The Panthers also made it to the Stanley Cup Finals faster than any other post-1967 expansion team in NHL history, reaching the mark in 1995-96, their third year of existence. Mr. Torrey also led the search and was responsible for hiring current Panthers GM Dale Tallon in May 2010.

Prior to taking the helm of the Panthers, Mr. Torrey spent 21 years with the New York Islanders, the first 20 as General Manager. He also handled the added roles of President (1980-89) and Chairman of the Board (1989-92). At the start of the 1992-93 season, Mr. Torrey stepped down from his position as chairman, passed his role as General Manager to Don Maloney, and remained with the team as a consultant until joining the Panthers in April 1993.

Mr. Torrey began his NHL career in 1967 as Executive Vice President of the expansion Oakland Seals. He then joined the expansion Islanders as General Manager in 1972, becoming the first person hired by the organization.

Mr. Torrey was born on June 23, 1934 in Montreal, Que. A business and psychology graduate of St. Lawrence University, he received the NHL's Lester Patrick Award for outstanding service to the hockey community in 1983.

# ERIC JOYCE

*Assistant General Manager & GM Springfield Thunderbirds*



Eric Joyce was named Assistant General Manager in May 2016. He also serves as the GM of the Panthers AHL affiliate. Eric joined the Panthers and Sunrise Sports & Entertainment in 2013 as an assistant to the General Manager.

Eric's current duties with the team include overseeing player development as General Manager of the Panthers AHL Affiliate as well as negotiating player contracts and managing the team's salary cap with others in senior management. Eric also works closely with the pro and amateur scouting staffs to identify and acquire/draft pro and amateur prospects. Additionally, Eric is also responsible for the team's community outreach, and works closely with the Florida Panthers Foundation to ensure the team is a vibrant member of Broward County.

A native of Boston, Mass., Eric has held numerous positions throughout the US government and the private sector focusing on national security. Most notably, Eric served as an Army Captain during Operation Iraqi Freedom III in Mosul, Iraq from 2004-2005 and was awarded the Combat Infantryman's Badge, the Bronze Star and the Valorous Unit Citation.

Eric is a 2002 Graduate of the United States Military Academy at West Point, with a degree in Systems Engineering, and is also a 2011 Graduate of Harvard's Kennedy School with a focus on International Relations and econometrics. His hockey experience includes playing at the United States Military Academy from 1998-2002, where he was a member of the ECAC All-Academic team.

Eric enjoys spending his free time with his wife, Sarah Rose, and their children, Charlotte Rose and James Michael.

# STEVE WERIER

*Assistant General Manager, VP of Legal Affairs*



Steve Werier was named Assistant General Manager, VP Legal Affairs in May 2016. In this role, Steve negotiates all player contracts for the Panthers NHL and minor league players and is responsible for managing the team's salary cap as well as the interpretation and application of the NHL/NHLPA Collective Bargaining Agreement (CBA). Together with fellow Assistant GM Eric Joyce, Steve oversees the club's hockey research and development initiatives, the strategic analyses of other NHL teams and negotiations with player agents. Steve also assists President of Hockey Operations Dale Tallon and General Manager Tom Rowe with all aspects of the hockey operations department.

A native of Winnipeg, Canada, Steve joined the Panthers and Sunrise Sports & Entertainment in 2013 as Vice President, Legal & Business Affairs. In that role, he assisted the hockey operations department in areas including player and personnel contracts, CBA compliance and research and analysis, while advising other departments throughout the organization.

Prior to joining the Panthers, Steve was a corporate, sports and entertainment lawyer in New York City. He began his career as a corporate associate with the international law firm Paul, Weiss, Rifkind, Wharton & Garrison LLP, where he represented clients including major professional sports leagues and teams. Most recently, Steve worked at the entertainment law firm Cowan, DeBaets, Abrahams & Sheppard LLP. From 2004-05, Steve worked in the Congressional & Legal Affairs section of the Canadian Embassy in Washington, D.C.

Steve received his J.D. from the Faculty of Law, University of Toronto in 2008.

Steve and his wife Kimberly reside in Miami.



# GERARD GALLANT

Head Coach



Gerard Gallant was named the 13th head coach of the Florida Panthers on June 21, 2014.

During his first season behind Florida's bench, Gallant guided the Panthers to a 38-29-15 record and 91 points, a 25-point improvement from the previous season. The Panthers were eliminated from playoff contention after the 80th game of the 2014-2015 regular season.

Prior to joining the Panthers, Gallant, 50, spent two seasons (2012-2014) as an assistant coach with the Montreal Canadiens, helping the team advance to the postseason each year, including the 2014 Eastern Conference Finals. During his two years as an assistant coach, Montreal posted a 75-42-13 mark, including their first 100-point season since 2007-2008.

Before coaching in Montreal, Gallant spent three seasons (2009-2012) as the head coach of the Saint John Sea Dogs of the Quebec Major Junior Hockey League (QMJHL). During his three seasons with Saint John, he compiled a 159-34-9 record and led the Sea Dogs to three first-place finishes, three league final appearances, two QMJHL championships (2011 & 2012) and one Memorial Cup (2011). Gallant was also named the QMJHL and Canadian Hockey League Coach of the Year twice (2010 & 2011).

Gallant served as head coach of Columbus for parts of three seasons (2003-2004 & 2005-2007), after serving as an assistant with the Blue Jackets (2000-2003). He also was an assistant with the New York Islanders (2007-2009), the International Hockey League's Fort Wayne Komets (1998-1999) and the American Hockey League's Louisville Panthers (1999-2000). Gallant began his coaching career in 1995-1996 with the Summerside Capitals of the Maritime Junior Hockey League (MJHL) leading the team to the Royal Bank Cup in 1997.

A native of Summerside, P.E.I., Gallant was selected by Detroit in the sixth round (107th overall) in the 1981 NHL Draft. He played in 615 NHL games for Detroit (1984-1993) and Tampa Bay (1993-1995) registering 480 points (211-269-480) and 1,674 penalty minutes. Gallant recorded four 70-plus point seasons, including his most successful year in 1988-1989 when he registered a career high 93 points (39-54-93) and was selected as a NHL Second Team All-Star.

# DAVE BARR

Associate Coach



Dave Barr was named associate coach of the Florida Panthers on June 7, 2016. Prior to joining the Panthers, Barr was an assistant with the Buffalo Sabres during the 2015-16 season. Barr also spent time as an assistant with the New Jersey Devils, Minnesota Wild and Colorado Avalanche. Barr made his mark as a coach during four seasons (2004-08) with the Guelph Storm of the Ontario Hockey League, where he served as both General Manager and Head Coach.

He won the Matt Leyden Trophy as the OHL's Coach of the Year in 2005-06. In recognition of his work at the junior level, Barr was selected to coach Canada's National Summer Under-18 Team at the Ivan Hlinka Memorial Tournament in August of 2007.

Barr served as a player/assistant coach in the International Hockey League with the Orlando Solar Bears for two seasons (1995-97).

Barr spent three seasons (1997-2000) as an Assistant Coach with the Houston Aeros and one season as Head Coach (2000-01). In 1998-99, the Aeros set a club record with a league-leading 54-15-13 record and claimed the IHL's Turner Cup.

He also served as General Manager for the Aeros for two seasons (2001-03) including winning the Calder Cup in 2003. A native of Toronto, Ontario, Barr recorded 332 points (128-204-332) and 520 penalty minutes in 614 NHL contests during 13 seasons with the Boston Bruins (1981-83), New York Rangers (1983-84), St. Louis Blues (1983-87), Hartford Whalers (1986-87), Detroit Red Wings (1986-91), New Jersey Devils (1991-93) and Dallas Stars (1993-94). He and his wife, Debbie, have two children, a daughter, Allison and a son, Ryan.

# MIKE KELLY

Assistant Coach



Mike Kelly enters his third season as assistant coach of the Florida Panthers.

Kelly, 54, spent the last four seasons working with the Saint John Sea Dogs of the Quebec Major Junior Hockey League, serving as head coach and general manager (2012-2013) and director of hockey operations/associate head coach (2009-2012). Working alongside Gallant, the duo led the Sea Dogs to three first-place finishes, three league final appearances, two QMJHL championships (2011 & 2012) and one Memorial Cup (2011).

Prior to working in Saint John, Kelly spent three years with the Vancouver Canucks organization (2005-2008) as an assistant coach with both the Canucks and the Manitoba Moose (American Hockey League). At the major junior level, Kelly has experience in both coaching and management with the Brandon Wheat Kings (Western Hockey League), North Bay Centennials (Ontario Hockey League) and Windsor Spitfires (OHL).

Kelly also led Team Canada to a gold medal at the 2003 IIHF World Under-18 Championship, serving as head coach. He was also an assistant on Team Canada's coaching staff at the IIHF World Junior Championship from 2000-2002.

# SCOTT ALLEN

Assistant Coach



Allen spent the last three seasons with the Panthers organization, most recently serving as head coach of Florida's American Hockey League affiliate, the Portland Pirates (2016). Allen served as assistant coach in Portland (2015-16) as well as San Antonio (2013-15) under Panthers General Manager Tom Rowe.

The 49 year-old New Bedford, Massachusetts native began his coaching career as an Assistant Coach with the ECHL's Johnstown Chiefs in 1996-97. Allen was named the team's Head Coach midway through the 1997-98 season at the age of 31. He spent five seasons as Johnstown's Head Coach and helped Chiefs reach the playoffs in his final three seasons.

Allen joined the San Antonio Rampage for his first AHL coaching assignment in the 2002-03 season. He took over as the team's Head Coach for the final 15 games of the regular season and playoffs after Head Coach John Torchetti (now Head Coach of Iowa Wild) was promoted to an Assistant Coach position with the Florida Panthers. He reassumed the Assistant Coaching duties for the 2002-03 season, but would once again be called on as the Head Coach after

Steve Ludzik was named a Panthers' Assistant Coach only 12 games into the 2003-04 season.

In 2004-05, Allen joined the coaching staff of the Lowell Lock Monsters under Rowe. After his one year in Lowell, Allen moved on to become the Assistant Coach of the Omaha Ak-Sar-Ben Knights from 2005-07, the Quad City Flames from 2007-09 before being hired as an Assistant Coach with the New York Islanders for the 2009-10 season. He served three seasons on the Islanders' bench.

After leaving Long Island, Allen moved into the St. Louis Blues organization, where he served as an Assistant Coach for their AHL affiliates, the Peoria Rivermen in 2012-13 and the Chicago Wolves in 2013-14.

Prior to joining the coaching ranks, Allen enjoyed a ten year playing career as a forward in the All American Hockey League, the Atlantic Coast Hockey League, the Colonial Hockey League, the ECHL, and the CHL.

Allen and his wife Traci are the proud parents of daughters Mackenzie and Camryn.

# ROBB TALLAS

Goaltending Coach



Robb Tallas enters his eighth season as a member of the Florida Panthers coaching staff.

Throughout his 13-year playing career, Tallas appeared in 99 career National Hockey League games with the Boston Bruins (1995-2000) and Chicago Blackhawks (2000-01).

The Edmonton, Alberta native also serves as a hockey instructor at the Florida Panthers official practice facility, Florida Panthers IceDen and has previously worked with several NHL goalies. He also has participated as an instructor at the Panthers goaltending schools, while conducting one-on-one goaltending classes with aspiring goaltenders. Additionally, he serves as an active member of the Florida Panthers Alumni Association.

# TOMMY POWERS

Strength & Conditioning Coach



Tommy Powers enters his third season with the Florida Panthers after spending two seasons with the Phoenix Coyotes as the team's Strength and Conditioning Coordinator. Before working in the NHL he worked for Human Dynamix in Calgary, where he provided personal and specialized training for NHL, AHL, NCAA and Major Junior hockey players. Also under his direction were several Olympic, professional, and elite amateur athletes from figure skating, tennis, golf, and skiing.

Prior to joining Human Dynamix, the 29-year-old Powers was a defenseman for the UMass-Lowell Riverhawks of Hockey East from 2006-09. He served as the team's assistant strength and conditioning coach in 2009.

A native of Ft. Lauderdale, Florida, Powers earned a degree in Exercise Physiology and Nutrition from the University of Massachusetts, Lowell in 2009. His certifications include: CSCS, CES, PES, and Level IV Ki-Hara Resistance Stretching Practitioner by Innovative Body Solutions.

# TOMMY CRUZ

Video Coordinator



Cruz enters his third season as a Video Coordinator of the Panthers. Cruz previously spent the 2013-14 season with the team interning as an assistant video coach. Cruz played 2 years of junior hockey in the Eastern Junior Hockey League before cutting his playing short to begin working with the team at age 19.

A native of South Florida, Cruz played and trained locally at the Florida Panthers practice facility. Spending multiple seasons as a Florida JR Panther, Cruz also trained under current Panthers Goalie Coach Robb Tallas.

Cruz resides in Weston, FL





**JASON BUKALA**  
Co-Director Amateur  
Scouting



**TOBY O'BRIEN**  
Co-Director Amateur  
Scouting



**FRED BANDEL**  
Amateur Scout



**BILL RYAN**  
Amateur Scout



**PETER MAHOVLICH**  
Pro Scout  
Special Advisor to  
Ownership



**AL TUER**  
Head Pro Scout



**NEIL LITTLE**  
Pro Scout



**JARI KEKALAINEN**  
European Scout



**VADIM PODREZOV**  
European Scout

# DAVID X. CIFU

Medical Consultant



David Cifu, MD enters his first season as the Florida Panthers Medical Consultant. Dr. Cifu is a Board Certified Physical Medicine and Rehabilitation Physician who brings more than 25 years of academic and clinical experience in the care of individuals with acute and chronic injury. He graduated from the Boston University School of Medicine in 1986 and then completed post-graduate training at the Baylor College of Medicine through 1991.

He has been working with the Panthers since 2014. Dr. Cifu is a tenured Professor and internationally renowned lecturer who has delivered more than 500 seminars, published more than 200 scientific articles and been awarded more than \$130 million in research grants from the NIH, the Department of Veterans Affairs and VA and the Department of Defense. Since 1998 he has been Chairman of an academic department and supervised more than 200 physicians, researchers, other clinicians and support staff. Since 2006, as a Cabinet-appointed member of the Senior Executive Staff of the VA, he has helped develop, implement and oversee the rehabilitation services to more than 150 Veterans Affairs facilities across the United States, supervised nearly 5,000 rehabilitation clinicians nationwide and led the development and implementation of the worldwide polytrauma system of care for both the Departments of Veterans Affairs and Defense, including the assessment of more than 1 million service members and Veterans for concussion.

He has provided the care for more than 25,000 individuals with disability in his career. He is also Editor in Chief of the textbook "Braddom's Textbook of PM&R," the most widely read resource in the field. For the Panthers, Dr. Cifu will lead the overall ADIIMS, oversee the development of clinical programming and protocols, coordinate data analytics and facilitate the interdisciplinary team process.

# TIM WITTENAUER

Director of Sports Science/Physical Therapist



Tim Wittenauer enters his first season as the Panther's Director of Sport and Medical Science, which oversees injury prevention, performance enhancement, and rehabilitation of the athletes.

Tim completed his masters in physical therapy degree in 1993 at the Medical College of Virginia followed by three years of intense post-graduate education in Functional Manual Therapy (FMT)®. Tim sat for the FMT certification exam and earned the title of Certified Functional Manual Therapist with distinction in 1998. He has specialized in functional manual therapy ever since. Tim is one of the longest tenured Certified Functional Manual Therapists in the country.

In 23 years of clinical practice, Tim has evaluated and treated dozens of Olympic, professional, college, high school, and middle school athletes from virtually every sport, including figure skaters, swimmers, dancers, runners, and hockey, football, baseball, lacrosse, soccer, volleyball, and basketball players. He has served as a consultant and as an educator for university athletic trainers (ATC's) and university athletic training departments at the University of

Richmond, Virginia Commonwealth University, and Longwood University.

Tim is a Primary Instructor and has taught since 1998, for the nationally recognized post-graduate manual therapy education company, The Institute of Physical Art. He is founder and owner of Advanced Physical Therapy, Inc., a 5,000 square foot physical therapy and athletic development center.

# DAVE DiNAPOLI

Head Athletic Trainer



David DiNapoli enters his first season as Head Athletic Trainer of the Florida Panthers. He previously spent 17 seasons as an athletic trainer for the bulldogs. As the Head Athletic Trainer for Yale University, Dinapoli was responsible for overseeing all aspects of the sports medicine program. During his tenure at Yale, he has worked with the football, men's and women's ice hockey and basketball programs.

DiNapoli was also a faculty member of Quinnipiac University, where he taught an advanced practicum class specializing in manual therapy, functional biomechanical assessment and corrective exercise rehabilitation.

Prior to Yale, he completed an internship with the Buffalo Bills of the National Football League. Following completion of his internship, he worked for five years in CT Orthopedics Specialists physical therapy department as well as providing per diem coverage for the American Hockey League's Beast of New Haven.


Dinapoli is a 1994 graduate of Keene State College and is an active member of the National Athletic Trainers Association and Traumatic Brain Injury Project's -Big Ten/CIC-Ivy League TBI Research Collaboration Committee on Institutional Cooperation.

A manual clinician by trade, he is trained in Positional Trigger Point Release, Mulligan and joint mobilization, Muscle Energy Techniques for cervical, thoracic, lumbar and sacroiliac dysfunction, myofascial release and Functional Movement Screening.

He and his wife, Kelly, have a daughter, Julia, and a son, Tyler.

# TOMMY ALVA

Assistant Athletic Trainer



Tommy Alva enters his sixth season as the Florida Panthers assistant athletic trainer.

Prior to joining the Panthers Alva spent three seasons as the Atlanta Thrashers head athletic trainer. In this role, he was responsible for the assessment, treatment and rehabilitation of player injuries and assisted with the overall medical and training programs of the organization. Alva served as the head athletic trainer for the Norfolk Admirals of the American Hockey League during the 2007-08 season and spent the previous four years as assistant athletic trainer for the Dallas Stars from 2003-04 to 2006-07.

Prior to his role with the Stars, he spent one season as the head athletic trainer for the Barcelona Dragons of NFL Europe in 2000 and worked as the head athletic trainer for the Dallas Burn of Major League Soccer for four seasons from 1996-2000.

A native of Dallas, Texas, Alva earned his Bachelors and Masters from Henderson State University in Arkansas. He and his wife, Stephanie, have a son, Kaleb.



# TEDDY RICHARDS

Head Equipment Manager



Teddy Richards is in his first season as Head equipment manager with the Panthers following three seasons with the Pittsburgh Penguins and 11 seasons with that team's top minor-league affiliate, Wilkes-Barre/Scranton of the American Hockey League (AHL). Richards, 33, spent seven years as the head equipment manager for WBS after four years as an assistant.

During his time in WBS, the team made three Calder Cup Final appearances. Richards worked his 1,000th professional game against the Chicago Blackhawks on January 21st 2015.

Richards was able to win the Stanley Cup with the Penguins, shortly thereafter taking the Head Equipment manager position with the Panthers. Richards and his wife, Sue, have two children, Teddy (11) and Ellie (8), and reside in Parkland.

# BRIAN GODIN

Assistant Equipment Manager



Godin enters his first season as Assistant Equipment Manager for the Florida Panthers.

The native of North Yarmouth was previously the Portland Pirates' Equipment Manager after serving last season as an Assistant Equipment Manager with the Pirates.

Prior to that, Godin served as the Equipment Manager for the ECHL's South Carolina Stingrays during the 2013-14 season.

A graduate of Arizona State University, Godin began his career in hockey with the NHL's Phoenix Coyotes, where he served as Visiting Locker Room Attendant and Manager of the Coyotes' Pro Shop at team's practice facility in Scottsdale

# DAKOTA KING

Equipment Assistant



Dakota King enters his second season as the Florida Panthers equipment assistant.

King recently completed his second year as the head equipment manager for the Gladiators, after spending eight seasons as a locker room assistant. He also served as the assistant clubhouse manager for the Gwinnett Braves and was the head equipment manager for the Georgia Force of the Arena Football League in 2012.

# ANTHONY CURCIO

Equipment Assistant



# J.B. SPISSO

Executive Director, Leadership & Cultural Development



J.B. has 30 years of military, leadership and management experience, including 10 years in Special Operations in the elite 75th Ranger Regiment. He retired after 26 years of military service at the prominent rank of Sergeant Major, the highest and most respected Non-Commissioned Officer position in the military. He has extensive experience as a leader, trainer and educator, including experience as a Drill Instructor, U.S. Army Officer Candidate School Instructor, Company Tactical NCO and Senior Enlisted Advisor - Department of Military Instruction at West Point, First Sergeant of the U.S. Military Academy Preparatory School and Officer Candidate School (OCS), and the Sergeant Major of the Advanced Combat Training Team, Task Force Phoenix VII.

J.B. attended numerous leadership and special operations courses throughout his military career including Ranger School, Airborne, HALO, Static Line and HALO Jumpmaster. J.B.'s military education includes all the Non-Commissioned Officer courses including the First Sergeants Academy, and the Sergeants Major Academy. J.B. holds a Bachelor's of Science Degree in Organizational Management & Leadership from Nyack College.

Since 2005, J.B. was responsible for the team building and leadership training for several NHL clubs including playing a significant role in motivating the Pittsburgh Penguins in winning a Stanley Cup. J.B. regularly works with collegiate teams as well as successful businesses. J.B. is well known throughout the military, sports world and civilian community for his ability to inspire and motivate with a passion that speaks louder than words.


In keeping with the focus on leadership and personal and team development, the organization has hired J.B. Spisso to serve as the "Panther Sergeant Major." In this role J.B. will ensure the policies of health, welfare, morale, performance, training, appearance and conduct are being maintained to standard. J.B. will also continue to mentor our players in leadership and be an open resource for development in this area.

# TEAM DOCTORS

Doctors Hospital & Cleveland Clinic



**JOHN URIBE, M.D.**  
Medical Director




**THOMAS SAN GIOVANNI, M.D.**  
Orthopedic Surgeon



**GAUTAM P. YAGNIK, M.D.**  
Orthopedic Surgeon



**HOWARD BUSH, M.D.**  
Internist



**DAVID N. WESTERDAHL, M.D.**  
Internist



**MARTIN ROBINS, D.D.S**  
Dentist



**NICHOLAS RUGGIERO, D.C.**  
Chiropractor



**CORY LESSNER, M.D.**  
Laser Vision Specialist



**GREGORY ALBERT, M.D.**  
Plastic Surgeon



**FRANK CONDI, D.O., M.S.**  
Neurologist



Doctors  
Hospital



Cleveland Clinic  
Florida





### STEVE GOLDSTEIN

Fox Sports Florida TV Play-By-Play



Steve "Goldie" Goldstein is a sports broadcasting veteran in South Florida.

Goldstein is the longtime hockey voice of the NHL's Florida Panthers. With the team since 1997, he's in his 10th season as TV play-by-play announcer on Fox Sports Florida. In addition, Steve anchors sports and news for CBS-TV Miami.

Goldie has extensive national experience, working 4 Olympics for CBS Radio/Westwood One, serving as the play-by-play voice for Olympic hockey at the 2010 games in Vancouver and the 2014 Sochi Games. He hosted the network's 1998 hockey coverage in Nagano, Japan and was a producer for the '94 Lillehammer games. Most recently, Steve hosted NBC Sports Radio/Westwood One's NHL 2016 Stanley Cup Final game broadcasts. Goldstein also hosted NFL shows for CBS Radio/Westwood One network.

Prior to taking over the Panthers TV job, Steve was the radio play by play announcer. He also hosted the pre and post game radio shows for the Panthers, Dolphins and Miami Hurricanes.

Goldie has hosted Panthers and Dolphins weekly TV programs and morning drive radio on WQAM and WINZ radio in Miami. He's hosted various radio shows in South Florida and nationally for more than 20 years.

Steve is from Brooklyn, NY and attended Syracuse University, graduating from the S.I. Newhouse School of Public Communications with a degree in Broadcast Journalism. He resides in Weston with wife Dana and boys Jake and Kyle..

### DENIS POTVIN

Fox Sports Florida TV Color Analyst



Denis Potvin returns to the Florida Panthers broadcast booth for the 2014-2015 season as the team's color analyst. He previously served as the team's color commentator for Florida's first 16 seasons in the National Hockey League.

The cornerstone of the New York Islanders' four Stanley Cup championship teams in the early 1980's, Potvin retired in 1988 as the National Hockey League's leader in goals and points by a defenseman and is a three-time winner of the James Norris Memorial Trophy (Top Defenseman). After a stellar career on and off the ice, Potvin was inducted into the Hockey Hall of Fame and Ottawa Sports Hall of Fame in 1991.

Potvin got his start in sports broadcasting in 1989 with SportsChannel New York covering NHL games. He spent the last four years working as the color commentator for Ottawa Senators broadcasts on Rogers Sportsnet.

Potvin and his wife, Valerie, are the proud parents of their three grown children, Madeleine, Annabelle and Christian.



## RANDY MOLLER

Fox Sports Florida TV Analyst



Former Panthers defenseman Randy Moller enters his second season as FOX Sports Florida's television analyst. He previously served as the team's radio play-by-play broadcaster. Moller was voted as South Florida's best sports radio play-by-play broadcaster in an online poll conducted by the Miami Herald in 2010, due to his insightful and entertaining broadcasts.

Moller has been a member of the Cats' broadcast team for the last 17 years, serving in a variety of capacities, including as the club's radio analyst and television host, providing Panthers fans with enthusiastic and colorful broadcasts.

In addition to his on-air duties, Moller has been part of the team's front office staff since 2002, where he currently serves as the club's Vice President of Broadcasting & Panthers Alumni.

A native of Red Deer, Alta, Moller, played 13 seasons in the NHL with Florida, Quebec, the New York Rangers and Buffalo recording 45 goals, 180 assists and 1,692 penalty minutes in 815 games.

Moller also serves as president of the Panthers Alumni Association. He and his wife, Cathy, live in Boca Raton with their sons, Jonathan and Logan, and their daughter McKenna.

## CRAIG MINERVINI

Fox Sports Florida Panthers Host



Craig Minervini returns as the Florida Panthers Television Host for the 2015-16 season. He previously was the television pre/post game host for Florida Panthers games on FS Florida from 2003-2012.

Minervini spent 14 seasons as pre/postgame host and in-game reporter for Marlins games on FOX Sports Florida, garnering his first Emmy Award in 2013. He has handled play-by-play for select Marlins games on TV/radio as well.

In 2010, Craig was the national play-by-play voice for the United Football League (UFL) games on Versus.

Before joining FOX Sports Florida, Minervini spent seven years with WTVJ-NBC 6 in Miami as a sports anchor/reporter. He anchored sports on WNBC-TV (NY) in 2004.

Minervini's extensive television broadcasting experience includes a wide variety of assignments such as play-by-play voice for NBC Sports (Notre Dame football), CBS Sports Spectacular, ESPN college football, baseball and Roller Hockey International events, Major League Soccer, XFL Football, boxing and mixed martial arts' events.

Minervini's latest Hollywood stint includes a special appearance in Kevin James' blockbuster movie "Here Comes the Boom". Early in his career, his first entrance on the national stage came as a TV broadcaster for World Wrestling Federation (WWF) events, as "Craig DeGeorge".


Minervini earned a broadcast journalism degree from Syracuse University where he called Orange football, basketball, lacrosse and soccer while handling AAA Syracuse Chiefs baseball.

A native of Huntington, Long Island (NY), Minervini has two sons, Chase and Maxwell, and a daughter, Spencer.



## DOUG PLAGENS

560 WQAM Radio Play-By-Play



Doug Plagens is in his second season as the radio play-by-play broadcaster for the Florida Panthers. Plagens, 30, brings over 500 games of professional hockey broadcasting experience at the American Hockey League and ECHL levels to South Florida.

Plagens spent the last four years in Cleveland as the radio and television play-by-play voice of the AHL's Lake Erie Monsters and the Arena Football League's Cleveland Gladiators. During his time in Cleveland, Plagens served on the SiriusXM NHL Network Radio broadcast of the 2015 AHL All-Star Game in Utica, New York.

Previously, Plagens spent time as the radio and television play-by-play voice of the ECHL's Idaho Steelheads in Boise, Idaho. With the Steelheads, he was recognized as the ECHL's "Broadcaster of the Year" for the 2009-10 season, and was selected as part of the national television broadcast of the 2010 ECHL All-Star Game in Ontario, California. While in Idaho, Plagens also hosted a nightly sports talk radio show on Boise's ESPN Radio affiliate, KTIK 1350 "The Ticket", and freelanced as a sports anchor/reporter/producer at KBOI-TV (CBS).

Plagens' broadcasting experience also includes time as a television sports anchor and reporter at WKBN (CBS), WYFX (FOX), and WYTV (ABC) in Youngstown, Ohio.

Plagens holds a Master's Degree in Broadcast Journalism from Syracuse University, and a Bachelor's in Communication from Lake Forest College (IL). He currently resides in Sunrise, Florida.

## BILL LINDSAY

Fox Sports Florida Panthers Host



Bill Lindsay enters his second season as Radio Color Analyst for the Florida Panthers. He previously spent six seasons as the team's television analyst on FOX Sports Florida, after spending the previous two years serving as the club's radio color commentator.

Lindsay, a 14-year NHL veteran and member of the 1996 Panthers Eastern Conference Championship team, played in more than 750 NHL contests for six different clubs scoring 83 goals with 141 assists. He appeared in 506 games with the Panthers (1993-99, 2001-02) recording 165 points (67-98-165). Lindsay is best known for his spectacular Game 5 goal in the Eastern Conference Quarterfinals versus Boston that broke a 3-3 tie and gave the Panthers their first playoff series victory.

The Big Fork, Mont. native completed his NHL career with Atlanta in 2004, before spending his final last two seasons playing for the Cologne Sharks in the German League.

Lindsay and his wife, Kari, reside in Boca Raton.





*2016-17 FLORIDA*

*PLAYERS*

*FLORIDA PANTHERS*



# PLAYOFF RECORDS

Reebok Reebok Reebok Reebok





# 16 ALEKSANDER BARKOV

## CENTER • 16



**SHOOTS:** LEFT

**HEIGHT:** 6'3" **WEIGHT:** 213

**BORN:** SEPT. 2, 1995

**BIRTHPLACE:** TAMPERE, FINLAND

**DRAFTED:** 2013- 1st Round  
(2nd overall by Florida)

TEAM	GP	G	A	PTS	PIM
Anaheim	4	2	0	2	0
Arizona	4	2	1	3	2
Boston	8	2	1	3	2
Buffalo	8	1	4	5	2
Calgary	3	0	0	0	0
Carolina	8	2	3	5	2
Chicago	6	0	3	3	0
Colorado	4	2	1	3	0
Columbus	6	3	1	4	0
Dallas	4	2	0	2	0
Detroit	10	2	5	7	4
Edmonton	5	0	3	3	0
Los Angeles	3	2	0	2	0
Minnesota	6	1	2	3	2
Montreal	12	10	5	15	2
Nashville	5	0	3	3	0
New Jersey	7	1	2	3	0
NY Islanders	7	3	5	8	0
NY Rangers	9	3	3	6	2
Ottawa	12	3	2	5	2
Philadelphia	7	1	3	4	2
Pittsburgh	8	2	3	5	0
San Jose	3	1	0	1	2
St. Louis	4	0	2	2	2
Tampa Bay	11	1	5	6	2
Toronto	10	2	5	7	2
Vancouver	5	1	3	4	2
Washington	7	2	1	3	2
Winnipeg	5	1	1	2	0

**2015-16:** Scored second goal of the playoffs, game five ECQF, Apr. 22 vs. NYI...Recorded a point for the second consecutive game by scoring his first career playoff goal, while recording franchise playoff record nine shots in game three of ECQF, Apr. 17 at NYI...Recorded first career playoff point (assist) in game two of ECQF, Apr. 15 vs. NYI...Made NHL playoff debut in game one of ECQF, Apr. 14 vs. NYI. Nominated for 2016 Lady Byng Memorial Trophy...Led FLA in goals (28), power-play goals (9), power-play points (16), game-winning goals (8), and faceoff wins (569), finished tied for third in points (59)...Recorded points in career-high nine straight games (5-8-13) March 24-April 9...Scored eighth game-winning goal of the season, April 4 at TOR...Recorded career-high four points (2-2-4) and his team-leading seventh game-winning goal of the season, April 2 vs. MTL...Recorded points in four straight games (1-4-5) March 24-31...Scored in three consecutive games (3-1-4) March 12-15...Scored power play goal and team-leading five shots, March 12 vs. PHI...Recorded points in three consecutive games (1-2-3) March 3-7...Set a career-high in assists (21) while recording his 100th career point Mar. 3 at COL...Scored two goals, reaching new career-highs in goals (17, 18) and points (37) Feb. 25 vs. ARI...Registered a shorthanded goal, extending point streak to six games (4-3-7) Jan. 22-Feb. 6...Scored 19th goal Feb. 27 at CBJ...Scored his 13th goal of the season, Jan. 26 vs. TOR...Signed six-year contract with FLA Jan. 26...Season-high, five-game point streak (1-4-5) Jan. 3-11...Scored two goals in two consecutive games, five points (4-1-5) Dec. 27-29...Scored third shootout GDG, Dec. 20 vs. VAN...Recorded three points (1-2-3) and GWG Dec. 15 at NYI...Recorded a three-game goal streak, four points (3-1-4) Nov. 19-24...Posted 1-1-2 Nov. 21 vs. NYR...Scored in three consecutive games, recorded four points (3-1-4) Oct. 17 vs. DAL...Recorded two assists in home opener Oct. 10 vs. PHI.

**2014-15:** Recorded first career multi-goal game (2G), March 28 at MTL...Recorded two assists and set a new career-high with his 17th assist March 26 at TOR... Set new career-high in points (25), with a goal March 17 vs. MTL...Scored game-winning goal March 12 vs. WPG...Notched his 10th goal of the season March 1 vs. TBL...Recorded his ninth goal of the year to pass his career-high in goals (8, 2013-14) Feb. 21 vs. OTT... Recorded a goal Feb. 5 vs. LAK...Recorded a goal Feb. 2 at NYR...Recorded points in two consecutive games (1-1-2) Jan. 27-29... Had three-point game (1-2-3) Jan. 27 vs. DET...Recorded points in three consecutive games Jan. 13 - 17...Scored game-winning goal Jan. 8 at VAN...Recorded points in back-to-back games (0-2-2) Dec. 31 - Jan. 2...Recorded an assist and the shootout winner Dec. 22 vs. PIT...Returned after missing two games (lower body injury) Nov. 6 at PHI...Recorded his first goal of the season and three shots Oct. 21 at COL.

**2013-14:** Missed final 23 games of season (lower body injury)...Selected to play for Team Finland at the 2014 Winter Olympics...Had career-high six-game point streak (1-6-7: Dec. 23-Jan. 6)...Scored goal Dec. 19 at OTT... Recorded a pair of assists Dec. 17 at TOR...Netted a goal Nov. 10 vs. NYR... Scored a goal Oct. 19 vs. MIN...Posted a NHL career-high three points, including first career game-winner (1-2-3) Oct. 11 vs. PIT...Picked up his first NHL assist Oct. 8 at PHI...Recorded first NHL goal in first NHL game on 15:34 TOI Oct. 3 at DAL becoming the youngest player to score a goal in the NHL in 70 years.





**2012-13:** Completed second season in SM-Liiga, second with Tappara Tampere, serving as the team's second-leading scorer...Finished the season playing 53 games with 48 points (21-27-48) with a plus-18 rating and eight PIMs...Helped Tappara finish in second place and reach the SM-Liiga playoff finals. Played in five playoff games for Tappara...Recorded five points (0-5-5) with a plus-three rating and two PIMs...Suffered a season-ending shoulder injury early in Game 5 of the quarterfinal against HIFK.

**2011-12:** Completed first SM-Liiga season, first with Tappara Tampere at just 16-years-old...Played in 32 games, registering 16 points (7-9-16) with a plus-18 rating and eight PIM...Barkov averaged 13:32 minutes of ice time.

**2010-11:** Played in 25 games for Tappara's U-20 team as a 15-year-old and represented Finland in international competition at the U-17 and U-16 levels...Scored five goals and 12 assists with six penalty minutes in the U-20 SM-Liiga...Scored 10 goals with eight assists in 13 games for Tappara's U-18 team. Led Tappara to the U-16 playoff finals, scoring seven goals with 17 assists in 10 games...Helped Tappara capture a silver medal in the Jr. C SM sarja league.

**INTERNATIONAL: 2016:** Represented Team Finland in World Cup of Hockey. **2014:** Represented Team Finland at the 2014 Olympics in Sochi, Russia.. **2013:** Skated for Finland at 2013 U-20 World Junior Championship, playing in six games, scoring three goals with four assists and was plus-two with six PIM.

## MILESTONES

**First NHL Game:** Oct. 3, 2013 at DAL

**First NHL Goal:** Oct. 3, 2013 at DAL

**Longest Goal Streak:** 4 Games (2x) Last: 3/31-4/5/16

**Longest Assist Streak:** 3 Games (2x) Last: 3/24-3/29/16

**Longest Point Streak:** 9 Games (3/24-4/9/16)

**Most Goals: Game:** 2 (4X) Last: 4/2/16 vs. MTL

**Most Assists: Game:** 2 (7X) Last: 4/2/16 vs. MTL

**Most Points: Game:** 4, 4/2/16 vs. MTL

**Most PIM: Game:** 2 (17x) Last: 3/12/16 vs. PHI

**Most Shots: Game:** 6 (6x) Last: 4/2/16 vs. MTL

## REGULAR SEASON

SEASON	TEAM	LEAGUE	GP	G	A	P	+/-	PIM	PP	SH	GW
2010-11	Tappara Jr.	FIN - Jr.	25	5	12	17	-	6	-	-	-
2011-12	Tappara Jr.	FIN - Jr.	5	2	3	5	-	2	-	-	-
2011-12	Tappara	SM-Liiga	32	7	9	16	-	4	-	-	-
2012-13	Tappara	SM-Liiga	53	21	27	48	-	8	-	-	-
<b>2013-14</b>	<b>Florida</b>	<b>NHL</b>	<b>54</b>	<b>8</b>	<b>16</b>	<b>24</b>	<b>-3</b>	<b>10</b>	<b>3</b>	<b>0</b>	<b>1</b>
<b>2014-15</b>	<b>Florida</b>	<b>NHL</b>	<b>71</b>	<b>16</b>	<b>20</b>	<b>36</b>	<b>-4</b>	<b>16</b>	<b>3</b>	<b>0</b>	<b>3</b>
<b>2015-16</b>	<b>Florida</b>	<b>NHL</b>	<b>66</b>	<b>28</b>	<b>31</b>	<b>59</b>	<b>18</b>	<b>8</b>	<b>0</b>	<b>0</b>	<b>8</b>
<b>NHL TOTALS</b>			<b>191</b>	<b>52</b>	<b>67</b>	<b>119</b>	<b>11</b>	<b>34</b>	<b>15</b>	<b>1</b>	<b>12</b>

## PLAYOFFS

SEASON	TEAM	LEAGUE	GP	G	A	P	PIM
2012-13	Tappara	SM-Liiga	5	0	5	5	2
<b>2015-16</b>	<b>Florida</b>	<b>NHL</b>	<b>6</b>	<b>2</b>	<b>1</b>	<b>3</b>	<b>2</b>
<b>NHL TOTALS</b>			<b>6</b>	<b>2</b>	<b>1</b>	<b>3</b>	<b>2</b>

# 27 NICK BJUGSTAD

## CENTER • 27



**SHOOTS:** RIGHT

**HEIGHT:** 6'6" **WEIGHT:** 218

**BORN:** July 17, 1992

**BIRTHPLACE:** MINNEAPOLIS, MIN

**DRAFTED:** 2010- 1st Round

(19th overall by Florida)

**2015-16:** Scored for second consecutive game, ECQF game three, Apr. 17 at NYI...Scored first career playoff goal (GWG) and recorded an assist in game two of ECQF, Apr. 15 vs. NYI...Recorded an assist, four shots and three hits in NHL playoff debut, game one of ECQF, Apr. 14 vs. NYI. Ranked second on FLA in power-play points (15) and power-play goals (6), while ranking third in faceoff wins (449)... Recorded an assist April 9 vs. CAR... Scored goals in back-to-back games (April 4-5)...Scored his 14th goal of the season, led FLA with six shots, April 4 at TOR...Recorded an assist, tied career-high eight shots, April 2 vs. MTL...Recorded points in career-high five consecutive games (3-3-6) March 15-19...Scored power-play goals in two consecutive games Mar. 15-17...Recorded an assist March 12 vs. PHI... Registered an assist, five shots March 7 vs. BOS...Recorded seven shots March 5 at ARI...Recorded six shots Feb. 20 vs. WPG...Scored 10th goal of the season and scored in the shootout, Feb. 15 vs. PIT...Played in his 200th career game Feb. 13 vs. NSH...Two assist night on Feb. 9 at BUF...Recorded two assists Feb. 2 at WSH...First multi-point game of the season (1-1-2), 50th career goal, Jan. 23 vs. TBL...Scored eighth goal of the season, led FLA with five shots Jan. 17 at TBL...Career-high 17 PIM, Jan. 10 at EDM... Scored seventh goal of the season, season-high seven shots Nov. 21 vs. NYR...Recorded points (1-1-2) in back-to-back games Nov. 12-14...Scored fifth goal of the season Nov. 7 at LAK...Points in back-to-back games Oct. 22-24 (1-2-3)...Recorded two points (1-1-2) Oct. 24 vs. DAL...Points in back-to-back games (1-1-2) Oct. 13-15...Recorded game-winning goal (PPG/GWG) Oct. 10 vs. PHI.

**2014-15:** Led the team in goals, power play goals, and shots on goal... Scored his 24th goal of the season March 7 vs. NYI...Recorded 20th goal of the season Feb. 15 vs. STL...Goals in consecutive games Feb. 10-Feb. 12...Recorded a goal Feb. 5 vs. LAK...Recorded two assists Feb. 3 at NYI... Had two-point game (0-2-2) Jan. 27 vs. DET...Scored game winning shootout goal in 20-round shootout Dec. 16 vs. WSH...Recorded points in four consecutive games Dec. 4-12 (4-3-7), including a four-game goal streak Dec. 4-8...Recorded three points (2-1-3) Dec. 4 vs. CBJ... Notched fastest opening goal of the season for Florida at :21 Nov. 26 vs. CAR...Registered points in four consecutive games (4-3-7) Nov. 16-22... Recorded a goal Nov. 22 at NSH... Scored two goals and the shootout game winner Nov. 20 at SJS...Recorded career-high four points (2-2-4) Nov. 16 at ANA...Played in 100th NHL game on Nov. 11 vs. SJS...Scored first goal of the season Nov. 6 at PHI...Recorded his first point of the season (assist) with six shots Oct. 21 at COL.

**2013-14:** Led FLA with 38 points (16-22-38)...Recorded first two-goal game and first three-point game of his career April 10 vs. TOR... Registered two assists March 13 at TBL...Recorded a career high four game point streak (0-5-5; Mar. 7-13)...Recorded first multi-point game of NHL career (1-1-2) March 1 at CBJ...Netted a goal Dec. 5 vs. WPG...Scored a goal Nov. 27 vs. NYR...Had three-game point streak (0-3-3; Nov. 15-19)... Had three-game point scoring streak (1-2-3; Nov. 7-10)...Recorded first NHL assist on Oct. 17 vs. BOS...Scored first goal of the season Oct. 27 vs. TBL.

**2012-13:** Played 11 games with FLA...Scored his first career goal April 27 at TBL (16:54)...Signed Entry-Level Contract with Florida on April 3... Named to the All-WCHA Third Team and an All-America candidate... Minnesota's leading goal scorer with 21 goals...also had 15 assists and 36 total points...Nine of his 21 goals came on the power play and had three game winners...named the WCHA Offensive Player of the Week on Oct. 16th for the weekend of 10/12-13 after tallying three points including

TEAM	GP	G	A	PTS	PIM
Anaheim	6	3	3	6	4
Arizona	6	0	2	2	2
Boston	11	1	5	6	0
Buffalo	13	4	6	10	6
Calgary	6	1	1	2	0
Carolina	7	3	2	5	2
Chicago	6	0	1	1	2
Colorado	6	0	3	3	2
Columbus	7	3	3	6	2
Dallas	5	1	2	3	4
Detroit	13	4	3	7	4
Edmonton	6	0	2	2	19
Los Angeles	5	2	1	3	0
Minnesota	6	1	1	2	8
Montreal	10	4	2	6	4
Nashville	5	1	0	1	2
New Jersey	7	1	2	3	2
NY Islanders	9	3	2	5	0
NY Rangers	10	2	2	4	0
Ottawa	11	1	1	2	6
Philadelphia	8	2	1	3	4
Pittsburgh	9	1	1	2	4
San Jose	6	2	1	3	2
St. Louis	4	2	0	2	0
Tampa Bay	11	5	5	10	0
Toronto	12	5	3	8	4
Vancouver	5	0	1	1	4
Washington	9	1	4	5	6
Winnipeg	7	3	0	3	4



the game-winning goals both nights...Named to the All-WCHA First Team...National Player of the Month for November after recording 13 points and nine goals...WCHA Offensive Player of the Week for Nov. 22...Set a career high in goals (25), assists (17) and points (42) while playing in 40 games...led team in goals and tied for fifth in the nation with 25...Scored most goals scored by a Gopher since Ryan Potulny had 38 in 2005-06... Recorded 21 of his points (9-12-21) in 16 road games...Had a point in 13 of 16 road games and had five multiple-point games on the road...Tied for second on the team in power-play goals (8) and was third in plus-minus rating (+23)...Led team in shooting percentage (17.2%)...team was 20-6-1 when he had a point...Led team (of players who have taken more than 70 faceoffs) with a 57.9% success rate...Had a season-high six-game point streak (7-4-11) from Nov. 12-Dec. 2. 2010-11: Skated in 29 games and had 20 points (8-12-20) during his freshman season...Received the Frank Pond Rookie of the Year award...Tied for sixth on the team in points (20)...Registered 19 (8-11-19) of his 20 points in WCHA games... Recorded 16 points (6-10-16) in his final 16 games of the season...Tied

for first on the team (Nate Condon) among freshmen in goals (8) and was second among freshmen in assists (12)...Led team with two shorthanded goals...registered a point in 15 of 29 games and team was 8-4-3 when he had a point...Had three multiple-point games and two multiple-goal games...Third on the team in faceoff attempts (355) and wins (170). Played his high school hockey at Blaine...Earned three varsity letters for the Bengals...Won 2010 Minnesota Mr. Hockey Award, given to the state's most outstanding senior high school hockey player.

**INTERNATIONAL: 2013:** Represented the United States at the 2013 World Championship. **2012:** Played for the United States at the 2012 World Junior Championship...Tied for first on Team USA with four goals and tied for second with six points...Scored the game-winning goal against Denmark (12/26) and had a hat trick against Latvia (1/3). **2011:** Represented the United States at the 2011 World Junior Championship posting four points (2-2-4) in six games.

# MILESTONES

**First NHL Game:** 4/6/13 vs. WSH  
**First NHL Goal:** 4/27/13 at TBL  
**Longest Goal Streak:** 3 Games (12/4 - 12/8/14)  
**Longest Assist Streak:** 4 Games (3/31- 4/5/16)

**Longest Point Streak:** 5 Games (3/12- 3/19/16)  
**Most Goals: Game:** 2 (4x) Last: 12/4/14 vs. CBJ  
**Most Assists: Game:** 2 (6x) Last: 2/9/16 at BUF

**Most Points: Game:** 4, 11/16/14 at ANA  
**Most PIM: Game:** 17, 1/10/16 at EDM  
**Most Shots: Game:** 8 (2X) 4/2/16 vs. MTL

# REGULAR SEASON

SEASON	TEAM	LEAGUE	GP	G	A	P	+/-	PIM	PP	SH	GW
2007-2008	Blaine Bengals-	High-MN	24	6	14	20	-	10	-	-	-
2008-2009	Blaine Bengals-	High-MN	25	26	25	51	-	20	-	-	-
2009-2010	Team Northwest-	UMHSEL	23	13	8	21	-	18	-	-	-
2009-2010	Blaine Bengals-	High-MN	30	35	34	69	-	26	-	-	-
2009-2010	USNTDP -U-18	USHL	4	0	0	0	-	0	-	-	-
2010-2011	Uni. of Minnesota	WCHA	29	8	12	20	-	51	1	2	1
2011-2012	Uni. of Minnesota	WCHA	40	25	17	42	-	28	8	0	3
2012-2013	Uni. of Minnesota	WCHA	40	21	15	36	-	28	11	0	5
<b>2012-2013</b>	<b>Florida</b>	<b>NHL</b>	<b>11</b>	<b>1</b>	<b>0</b>	<b>1</b>	<b>-8</b>	<b>2</b>	<b>0</b>	<b>0</b>	<b>0</b>
<b>2013-2014</b>	<b>Florida</b>	<b>NHL</b>	<b>76</b>	<b>16</b>	<b>22</b>	<b>38</b>	<b>-14</b>	<b>16</b>	<b>0</b>	<b>1</b>	<b>4</b>
<b>2014-2015</b>	<b>Florida</b>	<b>NHL</b>	<b>72</b>	<b>24</b>	<b>19</b>	<b>43</b>	<b>-7</b>	<b>38</b>	<b>7</b>	<b>0</b>	<b>3</b>
<b>2015-2016</b>	<b>Florida</b>	<b>NHL</b>	<b>67</b>	<b>15</b>	<b>19</b>	<b>34</b>	<b>-8</b>	<b>41</b>	<b>6</b>	<b>0</b>	<b>3</b>
	<b>NHL TOTALS</b>		<b>226</b>	<b>56</b>	<b>60</b>	<b>116</b>	<b>-37</b>	<b>97</b>	<b>13</b>	<b>1</b>	<b>10</b>

# PLAYOFFS

SEASON	TEAM	LEAGUE	GP	G	A	P	PIM
2009-2010	Blaine Bengals-High-MN		5	6	3	9	2
<b>2015-16</b>	<b>Florida</b>	<b>NHL</b>	<b>5</b>	<b>2</b>	<b>2</b>	<b>4</b>	<b>2</b>
	<b>NHL TOTALS</b>		<b>5</b>	<b>2</b>	<b>2</b>	<b>4</b>	<b>2</b>



# 55 JASON DEMERS

## DEFENSE • 55



**SHOOTS:** RIGHT  
**HEIGHT:** 6'1" **WEIGHT:** 200  
**BORN:** JUNE 9, 1988  
**BIRTHPLACE:** DORVAL, QC  
**DRAFTED:** 2008- 7th Round  
 (186th overall by San Jose)  
**HOW ACQUIRED:** Signed as an  
 unrestricted free agent on July 2, 2016

TEAM	GP	G	A	PTS	PIM
Anaheim	30	3	5	8	12
Arizona	22	0	7	7	8
Boston	9	0	4	4	6
Buffalo	11	0	0	0	0
Calgary	20	1	5	6	0
Carolina	7	2	2	4	2
Chicago	20	4	6	10	14
Colorado	23	3	7	10	22
Columbus	17	0	5	5	4
Dallas	18	2	2	4	11
Detroit	17	0	5	5	8
Edmonton	18	0	3	3	12
Florida	10	0	3	3	2
Los Angeles	18	2	4	6	8
Minnesota	24	3	5	8	27
Montreal	7	0	2	2	4
Nashville	21	0	4	4	12
New Jersey	9	0	3	3	4
NY Islanders	9	1	3	4	19
NY Rangers	10	0	6	6	6
Ottawa	5	0	2	2	0
Philadelphia	7	1	5	6	4
Pittsburgh	7	0	3	3	19
San Jose	4	1	2	3	0
St. Louis	18	1	5	6	20
Tampa Bay	9	1	4	5	4
Toronto	8	0	5	5	0
Vancouver	17	1	2	3	16
Washington	12	1	3	4	0
Winnipeg	16	1	3	4	10

**2015-16:** Ranked third among Stars defensemen with 23 points (7-16-23) in 62 games...Missed 18 games due to injury, 13 from 3/11-4/7 with a lower body injury...Second among team blueliners with a career-high 7 goals...Third amongst Stars skaters with a +16 plus/minus rating...Matched a career-high with his three power play goals...Sixth on the team with 86 hits, fourth with 73 blocked shots...Second in the NHL with a +23 rating at home...Recorded two assists on Feb. 20 vs.BOS...Scored seventh goal of the season on Feb. 9 at MIN...Scored sixth goal of the season on Feb. 4 at COL...Scored fifth goal of the season on Jan. 23 vs. COL...Recorded two assists on Dec. 22 vs. CHI...Registered two assists on Nov. 10 vs. TOR...Scored his fourth goal of the season Nov. 6 at CAR...Recorded two points (1-1-2) on Oct. 31 vs. SJS extending his goal streak to two games (Oct. 29-Oct.31) and point streak to three games (Oct. 22-31)...Scored his first goal of the season on Oct. 15 at TBL...Recorded two assists on Oct. 10 at COL.

**2014-15:** Recorded 25 points (5-20-25) in 81 games split between San Jose and Dallas ...Began the season with the San Jose Sharks, posting three points (0-3-3) in 20 games with them before being acquired by Dallas on Nov. 21 in exchange for defenseman Brenden Dillon and a third-round selection in the 2016 NHL Draft ... Posted 22 points (5-17-22) in 61 games with the Stars ... Finished the season with two power play, GWGs ... Registered a plus/minus rating of +2-or-higher seven times ...Posted a season-long three-game point streak (1-2-3) from Dec. 27-31 ... Scored a power play, game-winning goal and logged a season-high 25:32 of ice time in his Stars debut on Nov. 22 vs. Los Angeles ... Recorded a season-high five shots on goal and posted a +2 rating on Jan. 18 at Chicago ... Earned a season-high +3 rating on April 8 at Anaheim.

**2013-14:** Finished second amongst San Jose defensemen with 34 points (5-29-34) in 75 games ... Established a career high in goals (5) and points (34) ... Matched a career-high with 105 SOG ... Set career highs in single game assists and points (0-3-3) on Oct. 8 vs. NY Rangers ... Scored his first goal of the season (1-0-1) on Dec. 21 vs. Dallas ... Tallied a goal (1-0-1) on Dec. 23 vs. Colorado for his first goal scoring streak of his career ... Matched a career-long with a four-game point streak (1-4-5) from Jan. 4-9 ... Recorded two assists (0-2=2) on Jan. 7 at Nashville ... Scored a goal (1-0-1) on Jan. 5 at Chicago ... Tallied two assists (0-2-2) on Feb. 27 at Philadelphia... Tied his previous career high with his fourth goal of the season (1-0-1) on March 14 at NY Islanders.

**2012-13:** Made his season debut and led the team with four hits on Feb. 2 vs. Nashville ... Scored his first goal of the season (1-0-1) on March 18 at Anaheim ... Played in his 200th career NHL game on April 9 vs. Columbus ... Missed six games to start the season with an upper body injury suffered in the Spengler Cup ... During the work stoppage, he played for Karpas in Finland's SM-liiga and Team Canada in the Spengler Cup.

**2011-12:** Tied for third amongst Sharks defensemen with four goals, matching a then-career high ... Recorded an assist (0-1-1) and a +2 rating in the season opener on Oct. 8 vs. Phoenix ... Scored a PPG for his first goal of the season (1-0-1) vs. Chicago on Nov. 23 ... Scored a goal in two out of his last three games (2-0-2).

**2010-11:** Led the Sharks with a +19 rating ... Ranked second amongst team defensemen with 22 assists and 24 points (2-22-24) ... Finished third amongst club blueliners with a career-best 105 SOG... Registered his first goal and multi-point game of the season (1-1-2) at Philadelphia on Dec. 8

**2009-10:** Recorded 21 points (4-17-21) in 51 regular-season contests in his rookie campaign ... Finished the season tied for fourth amongst all NHL rookie defensemen with 21 points ...Scored a career-high three PPG ... Made his NHL debut on Oct. 1 vs. Colorado ... Earned his first career point (0-1-1) and a +2 rating on Oct. 3 at Anaheim - The goal scorer, Benn Ferriero, and the players who got assists, Demers and Frazer McLaren, all registered their first NHL career point on the goal. This was only the second time in the last 29 seasons that three players each got their first NHL point on the same goal. The last time it happened was on Oct. 4, 2007, when the Coyotes' Daniel Winnik scored against St. Louis with assists from Martin Hanzal and Craig Weller ... Scored two PPG (2-0-2) vs. Minnesota on Jan. 30, tying a San Jose franchise single-game record



for PPG by a defenseman ... Recorded his first career fighting major on March 31 at Dallas (Mark Fistric) ... Split the season between San Jose and Worcester (AHL).

**2008-09:** Led Worcester in plus/minus (plus-15)...Second amongst team defensemen in points...Scored first professional goal on Dec. 7 vs. Portland...Recorded two-thirds of a "Gordie Howe Hat Trick" in his professional debut with an assist and a fighting major (11 PIM) at Lowell on Oct. 11...Playoffs: Second amongst team defensemen in points...Posted back-to-back two assist performances from April 25-28...

**2007-08:** Led league defensemen in points (second on team) and assists (led team)...Fourth on team in PIM...Participated in San Jose's development camp as a tryout before the season.

**2006-07:** Second among defensemen on Victoriaville (QMJHL) in points...Recorded five goals and 19 assists in 69 games.

**2005-06:** Began the season with Moncton before getting traded to Victoriaville...Posted 19 points (3-16-19) in 54 games between the two teams.

**2004-05:** Recorded one assist in 25 games in his rookie season with Moncton...Made QMJHL debut with Moncton on Sept. 17 vs. Cape Breton.

**INTERNATIONAL:** Won the gold medal with Team Canada the 2012 Spengler Cup, earning an assist (0-1-1) in the championship game.

## MILESTONES

**First NHL Game:** 10/1/09 at COL

**First NHL Goal:** 11/15/09 at CHI

**Longest Goal Streak:** 2 games (2X) Last: 10/29-10/31/15

**Longest Assist Streak:** 3 games 10/17-10/22/09

**Longest Point Streak:** 4 games (3X) Last: 1/4-1/9/14

**Most Goals: Game:** 2, 1/30/10 vs. MIN

**Most Assists: Game:** 3, 10/8/13 vs. NYR

**Most Points: Game:** 3, 10/8/13 vs. NYR

**Most PIM: Game:** 15 (3X) Last: 1/3/16 at NYI

**Most Shots: Game:** 6, 12/16/10 at DAL

## REGULAR SEASON

SEASON	TEAM	LEAGUE	GP	G	A	P	+/-	PIM	PP	SH	GW
2004-05	Moncton	QMJHL	25	0	1	1	5	10	0	0	0
2005-06	Moncton	QMJHL	21	1	3	4	15	15	1	0	0
	Victoriaville	QMJHL	33	2	13	15	-18	58	0	0	0
2006-07	Victoriaville	QMJHL	69	5	19	24	25	98	3	0	1
2007-08	Victoriaville	QMJHL	67	9	55	64	-6	91	4	0	0
2008-09	Worcester	AHL	78	2	31	33	15	54	1	0	0
2009-2010	San Jose	NHL	51	4	17	21	5	21	3	0	1
	Worcester	AHL	25	4	13	17	7	24	0	0	0
2010-2011	San Jose	NHL	75	2	22	24	19	28	0	0	0
2011-2012	San Jose	NHL	57	4	9	13	-8	22	2	0	1
2012-2013	San Jose	NHL	22	1	2	3	-4	10	0	0	0
2013-2014	San Jose	NHL	75	5	29	34	14	30	1	0	0
2014-2015	San Jose	NHL	20	0	3	3	-6	8	0	0	0
2014-2015	Dallas	NHL	61	5	17	22	3	63	2	0	2
2015-2016	Dallas	NHL	62	7	16	23	16	72	3	1	1
	<b>NHL TOTALS</b>		<b>423</b>	<b>28</b>	<b>115</b>	<b>143</b>	<b>39</b>	<b>254</b>	<b>11</b>	<b>1</b>	<b>5</b>

## PLAYOFFS

SEASON	TEAM	LEAGUE	GP	G	A	P	+/-	PIM	PP	SH	GW
2005-2006	Victoriaville	QMJHL	5	0	2	2	1	10	0	0	0
2006-2007	Victoriaville	QMJHL	6	0	0	0	-3	2	0	0	0
2007-2008	Victoriaville	QMJHL	6	1	5	6	-5	6	0	0	0
2008-09	Worcester	AHL	12	0	4	4	-7	6	0	0	0
2009-2010	San Jose	NHL	15	1	4	5	0	8	1	0	0
2010-2011	San Jose	NHL	13	2	1	3	-1	8	0	0	0
2011-2012	San Jose	NHL	3	0	0	0	-1	2	0	0	0
2012-2013	San Jose	NHL	1	0	0	0	0	2	0	0	0
2013-2014	San Jose	NHL	7	0	1	1	-4	12	0	0	0
2015-2016	Dallas	NHL	13	0	3	3	1	8	0	0	0
	<b>NHL TOTALS</b>		<b>52</b>	<b>3</b>	<b>9</b>	<b>12</b>	<b>-5</b>	<b>40</b>	<b>1</b>	<b>0</b>	<b>0</b>

# 5 AARON EKBLAD

## DEFENSE • 5



**SHOOTS:** RIGHT  
**HEIGHT:** 6'4" **WEIGHT:** 216  
**BORN:** FEB. 7, 1996  
**BIRTHPLACE:** WINDSOR, ON  
**DRAFTED:** 2014- 1st Round  
 (1st overall by Florida)

TEAM	GP	G	A	PTS	PIM
Anaheim	4	1	1	2	2
Arizona	4	1	0	1	0
Boston	8	0	3	3	4
Buffalo	9	0	7	7	6
Calgary	3	1	2	3	0
Carolina	6	1	1	2	2
Chicago	4	1	0	1	4
Colorado	4	1	1	2	2
Columbus	6	3	1	4	0
Dallas	4	1	0	1	0
Detroit	8	1	5	6	8
Edmonton	3	0	1	1	0
Los Angeles	4	0	0	0	2
Minnesota	4	1	0	1	2
Montreal	9	1	6	7	4
Nashville	4	1	1	2	0
New Jersey	6	1	3	4	4
NY Islanders	5	2	1	3	2
NY Rangers	6	0	2	2	0
Ottawa	9	1	1	2	8
Philadelphia	6	1	2	3	2
Pittsburgh	6	0	1	1	4
San Jose	4	0	2	2	4
St. Louis	4	2	1	3	2
Tampa Bay	8	3	2	5	2
Toronto	8	1	2	3	7
Vancouver	3	1	1	2	0
Washington	6	1	1	2	0
Winnipeg	4	0	0	0	2

**2015-16:** Registered first career playoff point (assist) in game four of ECQF, Apr. 20 at NYI... Made NHL playoff debut in game one of ECQF, Apr. 14 vs. NYI. Led all FLA defensemen in goals (15), points (36), power-play goals (3) and game-winning goals (4), while leading FLA in shots (182)... Scored 15th goal of the season, fourth game-winning goal, April 9 vs. CAR...Registered points in four consecutive games (0-6-6) March 31-April 5...Recorded two assists for second consecutive game, April 4 at TOR... Recorded two assists April 2 vs. MTL...Recorded an assist and three shots, March 31 vs. NJD...Recorded 68th career point (assist) claiming 10th all-time in franchise history for points by a defenseman, March 15 at MTL... Points in back-to-back games (1-1-2) March 10-12...Tied franchise record for game-winning goals by a defenseman (7, E. Jovanovski) March 10 vs. OTT...Reached a new career-high for goals in a season (13) March 5 at ARI...Scored 11th goal of the season, Feb. 12 vs. STL...Registered a +3 rating Feb. 2 at WSH...First career fighting major, Jan. 26 vs. TOR...Scored 10th goal, Jan. 22 vs. CHI...Points in consecutive games (1-1-2) Dec. 27-29... Points in three straight games (2-1-3) Dec. 10-15...Recorded goal, assist Dec. 6 at NJD...Points in three consecutive games (2-1-3) Dec. 15-20...Recorded goal, assist (1-1-2) Dec. 6 at NJD...Recorded two assists, Nov. 21 vs. NYR...Points in four consecutive games (3-1-4) Nov. 10-16... Scored game-winning goal (19:39 3rd per.), logged career-high 27:39 TOI, Nov. 16 vs. TBL...Scored game-tying goal (19:22) Nov. 14 at TBL...Scored first goal of the season (GWG) on Oct. 24 at DAL...Recorded an assist Oct. 10 vs. PHI.

**2014-15:** Won 2015 Calder Memorial Trophy...Passed E. Jovanovski for franchise record for goals by a rookie defenseman March 3 vs. TOR... Hit career-high 27:38 TOI Feb. 19 at MTL...Represented Florida at 2015 NHL All-Star Game Jan. 25...Recorded an assist to pass E. Jovanovski's franchise record for points by a rookie defenseman (21, 1995-96) Jan. 4 at WSH...Passed D. Kulikov's franchise record for assists by a rookie defenseman (13, 2009-10) Dec. 20 at PIT...Hit career-high five-game point streak (Dec. 1-8, 4-3-7)...Recorded career-high three assists Dec. 6 vs. BUF...Owned a four-game point streak (1-5-6) Nov. 8-Nov. 16... Recorded the first multi-point game of his career, recording two assists (0-2-2) Nov. 8 vs. CGY...Became youngest defenseman in franchise history (18 years, 267 days) to score first NHL goal, Nov. 1 vs. PHI...Made NHL debut Oct. 9 at TBL recording his first NHL point (assist), two shots, two blocked shots, a plus-one rating and 19:05 TOI.

**2013-14:** Selected by Florida first overall at the 2014 NHL Draft... Became the first player selected by Florida with the first overall pick since Ed Jovanovski (1994)...First defenseman taken at the NHL Entry Draft with the first overall pick since 2006... Named the Ontario Hockey League's Most Outstanding Defenseman...Led all OHL blueliners with 23 goals and finished tied for fifth with 53 points...named Captain of the Barrie Colts prior to the 2013-14 Season (13th Captain in franchise history)...Scored four goals Jan. 11 vs. Kingston.

**2012-13:** Played in 54 games in his second season with the Barrie Colts recording 34 points (7-27-34)...captained Canada Ontario's U17 team... Finished with 17 points (7-10-17) and a plus-11 rating in 22 OHL playoff games in 2012-13 with the Barrie Colts.

**2011-12:** Granted exceptional player status by Hockey Canada to be





eligible for the 2011 OHL Priority Selection as a 15-year-old...  
 Played rookie season with Barrie recording 29 points (10-19-29) in 63 games to earn OHL Rookie of the Year honors...  
 named to the OHL All-Rookie Team.

**INTERNATIONAL: 2016:** Served as Alternate Captain for Team North America at World Cup of Hockey. **2015:** Won Gold with Team Canada at World Championship recording seven points (4-3-7) in 10 games. **2014:** Represented Canada at the 2014 World Junior Championships registering (1-1-2) in seven games...**2013:** Served as captain of the 2013 Canadian U-18 Ivan Hlinka Memorial gold medal winning team.

## MILESTONES

**First NHL Game:** 10/9/14 at TBL

**First NHL Goal:** 11/1/14 vs. PHI

**Longest Goal Streak:** 2 games (4X) Last: 11/14-11/16/15

**Longest Assist Streak:** 4 games 3/31-4/5/16

**Longest Point Streak:** 5 games, 12/1/-

12/8/14

**Most Goals: Game:** 1 (27X) Last: 4/9/16 vs. CAR

**Most Assists: Game:** 3, 12/6/14 vs. BUF

**Most Points: Game:** 3, 12/6/14 vs. BUF

**Most PIM: Game:** 5 PIM, 1/26/16 vs.

TOR

**Most Shots: Game:** 8, 11/23/15 vs. LAK

## REGULAR SEASON

SEASON	TEAM	LEAGUE	GP	G	A	P	+/-	PIM	PP	SH	GW
2010-2011	Sun County Panthers	MINOR-ON	30	4	30	34	-	34	-	-	-
2011-2012	Barrie	OHL	63	10	19	29	-5	34	7	0	1
2012-2013	Barrie	OHL	54	7	27	34	29	64	4	1	1
2013-2014	Barrie	OHL	58	23	30	53	9	91	16	1	4
<b>2014-2015</b>	<b>Florida</b>	<b>NHL</b>	<b>81</b>	<b>12</b>	<b>27</b>	<b>39</b>	<b>12</b>	<b>32</b>	<b>6</b>	<b>0</b>	<b>4</b>
<b>2015-2016</b>	<b>Florida</b>	<b>NHL</b>	<b>78</b>	<b>15</b>	<b>21</b>	<b>36</b>	<b>18</b>	<b>41</b>	<b>3</b>	<b>0</b>	<b>4</b>
<b>NHL TOTALS</b>			<b>159</b>	<b>27</b>	<b>48</b>	<b>75</b>	<b>30</b>	<b>73</b>	<b>9</b>	<b>0</b>	<b>8</b>

## PLAYOFFS

SEASON	TEAM	LEAGUE	GP	G	A	P	PIM
2010-2011	Sun County Panthers	MINOR-ON	18	5	16	21	14
2011-2012	Barrie	OHL	13	2	3	5	8
2012-2013	Barrie	OHL	22	7	10	17	28
2013-2014	Barrie	OHL	9	2	4	6	14
<b>2015-2016</b>	<b>Florida</b>	<b>NHL</b>	<b>6</b>	<b>0</b>	<b>1</b>	<b>1</b>	<b>0</b>
<b>NHL TOTALS</b>			<b>6</b>	<b>0</b>	<b>1</b>	<b>1</b>	<b>0</b>

# 11 JONATHAN HUBERDEAU

## LEFT WING • 11



**SHOOTS:** LEFT

**HEIGHT:** 6'1" **WEIGHT:** 188

**BORN:** JUNE 4, 1993

**BIRTHPLACE:** SAINT-JEROME, QC

**DRAFTED:** 2011- 1st Round  
(3rd overall by Florida)

TEAM	GP	G	A	PTS	PIM
Anaheim	5	1	6	7	0
Arizona	3	0	0	0	2
Boston	15	2	5	7	8
Buffalo	16	3	5	8	0
Calgary	5	1	2	3	2
Carolina	12	4	8	12	6
Chicago	6	0	1	1	4
Colorado	5	1	2	3	2
Columbus	8	1	4	5	0
Dallas	5	1	4	5	0
Detroit	13	2	3	5	17
Edmonton	6	2	1	3	6
Los Angeles	5	0	4	4	4
Minnesota	5	1	0	1	2
Montreal	14	1	11	12	4
Nashville	6	2	2	4	0
New Jersey	11	4	4	8	6
NY Islanders	11	2	6	8	10
NY Rangers	12	1	3	4	12
Ottawa	15	2	7	9	8
Philadelphia	10	4	3	7	6
Pittsburgh	12	2	3	5	10
San Jose	5	0	2	2	0
St. Louis	6	1	1	2	4
Tampa Bay	18	6	10	16	10
Toronto	14	3	5	8	7
Vancouver	6	3	3	6	4
Washington	13	4	6	10	2
Winnipeg	10	4	3	7	0

**2015-16:** Scored first career postseason goal, tied franchise playoff record with nine shots in game six of ECQF, Apr. 24 at NYI... Recorded first career playoff point (assist), led FLA with seven shots in game two of ECQF, Apr. 15 vs. NYI...Made NHL playoff debut in game one of ECQF, Apr. 14 vs. NYI. Tied for second on FLA in assists (39) and shots (174), tied for third in points (59)...Scored 20th goal of the season April 9 vs. CAR...Recorded a career-high seven-game point streak (6-4-10), March 24-April 5...Recorded goals in career-high five consecutive games (6) March 24-April 2...Set new career-high with 16th goal of the season, scored for third consecutive game March 29 vs. TOR...Tied career-high 15 goals and recorded an assist March 26 at TBL...Scored 14th goal of the season (EN) Mar. 24 at BOS...Recorded three shots and a five-minute major for fighting March 19 vs. DET...Points in five consecutive games (2-6-8) March 7-15...Registered two assists in his return to lineup after missing six games with injury, March 7 vs. BOS...Recorded a goal and an assist Feb. 12 vs. STL...Registered season-high three points (2-1-3), Feb. 2 at WSH...Registered two points (1-1-2) on Jan. 23 vs. TBL...Recorded 100th career assist Jan. 22 vs. CHI...Points in four consecutive games (3-2-5) Jan. 5-11...Recorded two assists Jan. 7 at OTT..

**2014-15:** Led the team in points (54) and assists (39)...Reached new career-high in goals April 11 vs. NJD...Recorded a goal and season-high eight shots Mar. 24 at TBL...Reached career-high five-game point streak (2-6-8) March 1 - March 12...Scored a goal and shootout game-winner March 7 vs. NYI... Recorded three assists March 1 vs. TBL...Recorded an assist to reach new career-high in points Feb. 19 at MTL...Recorded three assists to reach new career-high in assists Feb. 10 vs. ANA...Recorded points in three consecutive games (1-2-3) Jan. 13 - 17...Named NHL Third Star of the week (week ending Jan. 11)...Notched goal in second consecutive game Jan. 9 at CGY...Recorded season-high three points (2-1-3) and first multi-goal game of the season Jan. 8 at VAN...Recorded points in three consecutive games (1-3-4) Dec. 28-31...Recorded points in three consecutive games (1-4-5) Nov. 16-20...Two-point game (1-1-2) Nov. 16 at ANA...Recorded his first goal of the season in season debut Oct. 9 vs. TBL.

**2013-14:** Recorded career-high assists (19)...Recorded a goal and three shots Apr.8 vs. PHI...Picked up a pair of assists Mar. 14 vs. NJD...Posted two assists Mar. 2 at NYI...Had three-game point streak (1-3-4: Jan. 18-21)... Recorded a goal and an assist Jan. 20 at PIT...Scored first GWG of season Dec. 7 at DET...Recorded three-game point streak (2-1-3: Nov. 12-16)... Recorded three goals in four games (Oct. 10-15)...Posted first goal of season Oct. 10 at TBL...Recorded an assist in season opener Oct. 3 at DAL.

**2012-13:** Became first player in franchise history to win Calder Memorial Trophy...Named to NHL-All Rookie Team...Recorded most points (31) as a teenager in Panther history...Recorded season-high three assists Apr. 27 at TBL...Scored a goal Apr. 18 at NYR...Recorded an assist Apr. 7 vs. OTT.. Notched two assists Mar. 30 vs. NJ...Scored a goal and added an assist Mar. 28 vs. BUF...Became the first Panther to score on two penalty shots in one season, recording his second penalty shot goal Mar. 5 vs. CAR...Recorded the third two-goal game of his career Mar. 3 vs. CAR...Named NHL Rookie of the Month for February, posting nine points (6-3-9) in 13 games...Tied franchise record for points in a game for rookie, including first GWG on penalty shot (2-2-4) on Feb. 21 at PHI...Recorded first two-goal game of his NHL career Feb. 12 vs. WSH...Netted SO winner Feb. 8 at PHI...Recorded points in three straight games (2-1-4; 1/31-2/5)...Scored a goal and added two assists in his NHL debut Jan. 19 vs. CAR...Played in 30 games for Saint



John (QMJHL) scoring 45 points (16-29-45).

**2011-12:** Completed third QMJHL season, third with Saint John Sea Dogs, serving as team Captain...Suffered injury (broken foot), missed 31 games...Finished the season playing 37 games with 72 points (30-42-72), finishing third on his team in scoring and ended the season with a +53 rating and 50 PIMs.....Led the NHL preseason in power-play goals. Led all Florida Panthers in preseason points with three goals, all on the powerplay, one assist, four points in five games. Played in 15 Playoff games for Saint John... Recorded 21 points (10-11-21) with a +11 rating and 18 PIMs, winning the President's Cup against Rimouski in four games... Advanced to the Memorial Cup Tournament for the second straight year.

**2010-11:** Completed second QMJHL season, second with

Saint John Sea Dogs...Played in 67 games, registering 43 goals, 62 assists, 105 points and finished third in the league in points...Named to the QMJHL first-All -Star Team...Played in 19 playoff games, scoring 16 goals, 14 assists and 30 points, winning a Memorial Cup and being named Memorial Cup MVP in the process.

**INTERNATIONAL:2014:** Represented Canada at the 2014 World Championships...**2012 WJC:** Represented Team Canada in the WJC, winning a bronze Medal, finishing the tournament with one goal and eight assists with a +8 rating and 16 PIMs. Named Captain of Team Canada for Canada-Russia Challenge...Led team Canada with five points (2-3-5) in three games played. **2009:** Huberdeau played for Team Quebec at the World U-17 Hockey Challenge, picking up two goals and one assist for three points in five games.

## MILESTONES

**First NHL Game:** 1/19/13 vs. CAR

**First NHL Goal:** 1/19/13 vs. CAR

**Longest Goal Streak:** 5 Games, 3/24/-4/2/16

**Longest Assist Streak:** 3 Games (7X) Last: 4/2-4/5/16

**Longest Point Streak:** 7Games, 3/24-4/5/16

**Most Goals: Game:** 2 (6X) Last: 3/31/16 vs. NJD

**Most Assists: Game:** 3, (3X), Last: 3/1/15 vs. TBL

**Most Points: Game:** 4, 2/21/13 at PHI

**Most PIM: Game:** 6 (2X) Last: 2/4/16 vs. DET

**Most Shots: Game:** 8 (2X) Last: 3/24/15 at TBL

## REGULAR SEASON


SEASON	TEAM	LEAGUE	GP	G	A	P	+/-	PIM	PP	SH	GW
2008-2009	Saint-Eustache	QAAA	43	20	30	50	-	60	-	-	-
2009-2010	Saint John	QMJHL	61	15	20	35	28	43	3	0	0
2010-2011	Saint John	QMJHL	67	43	62	105	59	88	13	3	7
2011-2012	Saint John	QMJHL	37	30	42	72	53	50	7	1	6
2012-2013	Saint John	QMJHL	30	16	29	45	-1	48	5	0	3
<b>2012-2013</b>	<b>Florida</b>	<b>NHL</b>	<b>48</b>	<b>14</b>	<b>17</b>	<b>31</b>	<b>-15</b>	<b>18</b>	<b>2</b>	<b>0</b>	<b>1</b>
<b>2013-2014</b>	<b>Florida</b>	<b>NHL</b>	<b>69</b>	<b>9</b>	<b>19</b>	<b>28</b>	<b>-5</b>	<b>37</b>	<b>2</b>	<b>0</b>	<b>1</b>
<b>2014-2015</b>	<b>Florida</b>	<b>NHL</b>	<b>79</b>	<b>15</b>	<b>39</b>	<b>54</b>	<b>10</b>	<b>38</b>	<b>0</b>	<b>0</b>	<b>0</b>
<b>2015-2016</b>	<b>Florida</b>	<b>NHL</b>	<b>76</b>	<b>20</b>	<b>39</b>	<b>59</b>	<b>17</b>	<b>43</b>	<b>4</b>	<b>1</b>	<b>2</b>
<b>NHL TOTALS</b>			<b>272</b>	<b>58</b>	<b>114</b>	<b>172</b>	<b>7</b>	<b>136</b>	<b>8</b>	<b>1</b>	<b>4</b>

## PLAYOFFS

SEASON	TEAM	LEAGUE	GP	G	A	P	PIM
2008-2009	Saint-Eustache	QAAA	8	2	7	9	18
2009-2010	Saint John	QMJHL	21	11	7	18	22
2010-2011	Saint John	QMJHL	19	16	14	30	16
2011-2012	Saint John	QMJHL	15	10	11	21	18
<b>2015-2016</b>	<b>Florida</b>	<b>NHL</b>	<b>6</b>	<b>1</b>	<b>2</b>	<b>3</b>	<b>10</b>
<b>NHL TOTALS</b>			<b>6</b>	<b>1</b>	<b>2</b>	<b>3</b>	<b>10</b>

# 68 JAROMIR JAGR

RIGHT WING • 68



**SHOOTS:** LEFT

**HEIGHT:** 6'3" **WEIGHT:** 230

**BORN:** FEB. 15, 1972

**BIRTHPLACE:** KLDADNO, CZECH REP.

**DRAFTED:** 1990- 1st Round

(5th overall by Pittsburgh)

**HOW ACQUIRED:** Acquired from New Jersey in exchange for 2015 2nd round pick & 2016 3rd round pick on Feb. 26, 2015

TEAM	GP	G	A	PTS	PIM
Anaheim	26	16	16	32	18
Arizona	36	15	20	35	36
Boston	81	33	67	100	64
Buffalo	87	46	58	104	74
Calgary	34	13	27	40	22
Carolina	86	38	79	117	56
Chicago	31	14	14	28	28
Colorado	42	21	28	49	22
Columbus	20	7	10	17	12
Dallas	33	15	18	33	22
Detroit	40	12	24	36	26
Edmonton	36	16	24	40	20
Florida	62	35	37	72	42
Los Angeles	32	13	18	31	16
Minnesota	18	6	14	20	6
Montreal	83	43	50	93	46
Nashville	21	7	17	24	16
New Jersey	103	36	60	96	62
NY Islanders	109	61	93	154	69
NY Rangers	72	29	59	88	52
Ottawa	74	43	44	87	52
Philadelphia	96	47	73	120	77
Pittsburgh	54	24	22	46	34
San Jose	31	13	21	34	22
St. Louis	31	8	19	27	21
Tampa Bay	76	35	47	82	40
Toronto	59	33	44	77	40
Vancouver	31	14	24	38	20
Washington	80	31	61	92	56
Winnipeg	45	25	31	56	30

**2015-16:** Recorded second consecutive game with a point (assist), game five ECQF, Apr. 22 vs. NYI...Recorded an assist to earn his 200th career playoff point, passed A. MacInnis and G. Anderson for ninth all-time with 122nd playoff assist in game four of ECQF, Apr. 20 at NYI. Won the 2016 Bill Masterton Trophy for perseverance, sportsmanship and dedication to hockey...Led FLA in points (66), while ranking second in goals (27) and tied for second in assists (39)...Ranks third all-time in points (1,868), third all-time in goals (749), sixth all-time in assists (1,119) and eighth all-time in games played (1,629)...Recorded two assists, April 5 at MTL...Recorded points in five consecutive games (2-5-7) March 24-31...Recorded points in back-to-back games (1-1-2) March 15-17...Points in three consecutive games (2-3-5) March 7-12...Registered 127th career multi-goal game (2-0-2), tying M. Bossy for ninth all-time March 10 vs. OTT...Passed Gordie Howe for third all-time in points (1,851), with an assist March 7 vs. BOS...Tied Gordie Howe for third all-time in points (1,850) with an assist March 3 at COL...Recorded his 743rd career goal, 133rd career game-winning goal March 1 at WPG...Scored 741st and 742nd career goals to tie/pass Brett Hull for third all-time Feb. 20 vs. WPG...Became 10th oldest player/second forward to appear in a game at age 44 or older...Feb. 15 vs. PIT...Scored a goal Feb. 9 at BUF...Played in his 1,600th NHL game Feb. 8 at DET...Recorded three points (2-1-3), including his 1,100th career assist, Feb. 4 vs. DET...Scored twice Jan. 3 vs. MIN...Scored 732nd career goal passing M. Dionne for sole possession of fourth all-time Dec. 20 vs. VAN...Scored 731st career goal, tying M. Dionne for fourth all-time Dec. 10 vs. WSH...Appeared in his 1,565th career game, passing N. Lidstrom for 10th all-time...Recorded two assists (0-2-2) Dec. 6 at NJD...Five-game point streak (1-4-5) Nov. 16-27...Recorded a goal and an assist Nov. 10 vs. CGY...Points in consecutive games (2-1-3) Oct. 22-24...Scored two goals and an assist Oct. 15 vs. BUF...Scored two goals in season debut Oct. 10 vs. PHI.

**2014-15:** Recorded two points (0-2-2) to pass R. Francis for fourth all-time in points and recorded his 1,800th point April 9 vs. BOS...Scored two goals March 29 at OTT...Passed J. Bucyk for 12th all-time in games played (1,541) Mar. 24 at TBL...Scored 718th career goal to pass P. Esposito for fifth all-time Mar. 20 vs. DET...Made debut with FLA Feb. 28 vs. BUF...Appeared in 1,525th NHL game Feb. 14 at NSH to pass B. Shanahan for 13th all-time...Scored 15th career hat trick Jan. 3 vs. PHI; is oldest player in NHL history to do so...Registered two assists Dec. 15 at NYI; assists were 1,064/65th of career to pass S. Yzerman (1,063) for 7th all-time...Recorded two points (1-1-2) Dec. 8 at CAR to tie/surpass M. Dionne (731-1,040-1,771) for fifth all-time in points...Scored 709th goal Nov. 28 vs. DET to pass M. Gartner for sixth all-time...Extended NHL record with 19th OT goal Oct. 25 at OTT...Recorded two assists Oct. 9 at PHI to pass S. Yzerman for sixth place all-time.

**2013-14:** Led Devils with 43 assists/67 points, while finishing second with 24 goals (A. Henrique, 25)...Also led club with six game-winning tallies, 231 shots on goal and plus-16 mark...League's all-time leader with 124 game-winning goals, passed G. Howe (121) Dec. 18 vs. OTT total includes NHL-record 18 overtime scores...Scored 700th career NHL goal March 1 at NYI; reached/surpassed 1,700-point mark Nov. 10 vs. NSH and appeared in his 1,400th NHL game Oct. 22 at CBJ...Played in 1,396th NHL contest Oct. 11 at CGY, the most ever by Czech-born player (R. Hamrik, 1,395)...Recorded points in team season-high seven straight games Dec. 7-21 (2-9-11)...Also posted points in five straight twice: March 4-15 (3-3-6) and Oct. 19-29 (1-6-7)...Posted four-game point-scoring streak Jan. 18-26 (2-4-6) and 3-game streak Nov. 16-21 (4g)...Also had points in back-to-back games seven times, most recently Apr.11-13 (3a)...Led squad with 18 multiple-point games, including team season-high 1-3-4 March 31 vs. FLA (tie, T. Zajac, 3-1-4)...Recorded 1-2-3 Dec. 21 at WSH and Nov. 29 at CAR...Netted lone multiple-goal game with 2g Nov. 16 vs. PIT...





Totals included six 1g-1a-2pt efforts, most recently March 11 at PHI; as well as eight two-assist outings, most recently April 13 vs. BOS...A finalist for the Bill Masterton Trophy for perseverance, sportsmanship and dedication to hockey.

**2012-13:** Split campaign between Dallas (34 games) and Boston (11); combined for 16-19-35 overall...Acquired by Bruins Apr. 2; traded for third time in NHL career...Began year with first of nine multiple-point games/two multi-goal outings; posted 2-2-4 Jan. 19 vs. Phoenix...Notched 1-2-3 Mar. 20 at Colorado, as well as 2g Mar. 7 at Los Angeles...Recorded season-high five-game point-scoring streak Mar. 20-29 (4-4-8)...Goal Apr. 21 vs. Florida marked his 118th career game-winning goal; tied P. Esposito for second all-time...Reached 1,000-assist mark in NHL career Mar. 29 vs. Minnesota...Extended own NHL record with 17th career overtime tally Feb. 6 at Edmonton...Added 10a in 22 playoff games en-route to first Stanley Cup Finals appearance since 1991-92...Began season by playing in 34 games

**2011-12:** Returned to NHL for first time since 2007-08; played in 73 games for Philadelphia...Finished third on Flyers with 35a/54pts...Reached 1,300 NHL career games-played mark Dec. 17 vs. Boston; tallied 1,600th career point with assist in season opener Oct. 6 at Boston...Posted season-high 7-game point-scoring streak Oct. 24-Nov. 5 (6-5-11)...Recorded 12 multiple-point/four multiple-goal games...Totals included three season-high three-point efforts: 2g-1a Dec. 2 at Anaheim and Oct. 24 vs. Toronto; as well as 3a Mar. 29 at Toronto...Notched 2g Feb. 18 vs. Pittsburgh and Oct. 29 vs. Carolina Memorial Cup Tournament for the second straight year.

**2007-08:** Appeared in every game for third straight season and fifth time overall...Led NY Rangers with 25g (tie, C. Drury)/71pts during final season with club; was second with 46a (S. Gomez, 54)...Recorded 8-game point-scoring streak Dec. 18-Jan. 2 (4-10-14); as well as 19 multiple-point/two multi-goal contests...Racked-up season-high 4pts on two occasions: 4a Feb. 19 at Montreal and 1g-3a Dec. 29 at Toronto...Notched 2g Apr. 3 at NY Islanders and Dec. 26 vs. Carolina...Played in his 1,200th career contest Oct. 25 vs. New Jersey.

**2006-07:** One of just two players in NY Rangers' lineup to appear in all 82 games (B. Betts)...Led club with 30g, 66a and 96pts; second with +26 mark (M. Malik, +32)...Became 16th player in league history to reach 600-goal plateau Nov. 19 vs. Tampa Bay, marking first time in history that teammates (B. Shanahan in season opener) reached mark the same season...Reached/surpassed 900a mark in career Mar. 17 vs. Boston; was 17th NHL player to reach stat...Also reached/surpassed 1,500pts Feb. 10 at Washington; was just 12th player to reach mark, including J. Sakic earlier in season...Matched/surpassed S. Mikita (1,467pts) as the NHL's all-time scoring leader among European-born players Nov. 25 at Pittsburgh...Reached/surpassed J. Kurri (601g) as the league's all-time European-born goal scorer Nov. 21 vs. Carolina...Just second player to reach 30-plus goal mark in 15 consecutive seasons, joining M. Gartner...Stats showed two season-high 6-game point-scoring stretches, including Feb. 6-18 (2g-7a-9pts); opened season with points in six straight through Oct. 16 (2g-9a-11pts)...Totaled 26 multiple-point games, including season-high 1g-3a-4pts Oct. 28 at Phoenix; notched four multi-goal contests overall...Named 26th captain in team history just prior to season opener...

**2005-06:** Saw action in all 82 games during first full season with NY Rangers; finished second in voting for the Hart Trophy as league's MVP (J. Thornton, Bos./SJ)...Named to league's First All-Star Team...Completed campaign ranked second in NHL with 54g (J. Cheechoo, SJ, 56) and 123pts (Thornton, 125); tied for second (Cheechoo, SJ & B. Gionta, NJ) with career-high 24 power play tallies; and tied for third with 69a (M.

Savard, Atl.), 9 GWG (3 others) and career-high +34 mark (A. Meszaros, Ott.)...Established Rangers' single-season goal (A. Graves, 52, '93-94) and point (J. Ratelle, 109, '71-72) records...Named NHL Offensive Player of the Month twice: March (12g-14a-26pts) and December (4g-18a-22pts)...Posted two 12-game point-scoring stretches: Mar. 12-Apr. 4 (9g-14a-23pts) and Oct. 10-Nov. 5 (12g-7a-19pts)...Recorded 37 multiple-point games, including six straight Feb. 2-Mar. 2 (9g-6a-15pts)...Notched four 4pt games, including 1g-3a on three occasions, most recently Mar. 18 vs. Toronto and 4a Mar. 29 at NY Islanders...Totaled 11 multi-goal games, including three hat tricks: Mar. 22 vs. Philadelphia, Nov. 12 at Pittsburgh and Oct. 20 at NY Islanders...Played in his 1,100th career NHL game Mar. 29 at NY Islanders; reached/surpassed 1,400pt mark Mar. 2 at Philadelphia; and posted 800th career assist Dec. 18 vs. Colorado...Winner of NHL-PA's Lester Pearson Award as "the most outstanding player" as voted by his peers.

**2003-04:** Began season with Washington (46 games); traded mid-season to New York (31) and made Rangers' debut Jan. 24 at Ottawa...Posted 12-game point-scoring streak Nov. 8-Dec. 2 (6g-14a-20pts) and 22 multiple-point/two multi-goal games...Totals showed six 3pt outings, including two 2g-1a contests, most recently Feb. 26 at NY Islanders; and four 1g-2a matches, most recently Jan. 26 vs. Florida...Posted 1,300th point with assist Mar. 5 vs. Washington; skated in his 1,000th game Jan. 30 vs. Buffalo...Registered 1a while skating for the Eastern Conference at the NHL All-Star Game in Minnesota

**2002-03:** Finished first on Washington with 36g/77pts; third with 41a...Also first on squad with 13 PPG, 2 shorthanded goals (tie w/3 others), 9 GWG, 2 OTG (tie w/3 others) and 290 shots...Notched 11th career hat trick/reached 500g mark/added 1a Feb. 4 at Tampa Bay...Posted his 1,200th career point/matched career high with 3g-4a-7pts Jan. 11 vs. Florida...Played in his 900th career game Dec. 3 at Pittsburgh; recorded 700th assist Nov. 21 vs. Minnesota...Stats showed 16 multiple-point/five multi-goal games overall...Posted 6-game point-scoring streak Jan. 26-Feb. 7 (5g-6a-11pts)...Missed 6 games Mar. 10-23 with wrist injury...Named a starter at NHL All-Star Game; had 3a...

**2001-02:** Led Washington with 79pts during first season with club; second with 31g (P. Bondra, 39)/48a (A. Oates, 57)/10 PPG (Bondra, 17) and third with 197 shots...Posted a pair of 7-game point-scoring streaks: Mar. 15-26 (6g-6a-12pts) and Dec. 28-Jan. 9 (3g-8a-11pts)...Recorded 24 multiple-point/four multi-goal games, including season-high 2g-2a-4pts Mar. 21 at Toronto...Posted 1,100th career point Nov. 30 vs. Carolina...Made Capitals' debut Oct. 6 vs. New Jersey...Missed 6 games with groin injury and 7 contests with leg injury...Did not qualify for Stanley Cup Playoffs for first time in NHL career...Selected as a starter for World All-Star Team.

**2000-01:** Captured Art Ross Trophy as league's top scorer for fourth straight season and fifth time overall (121pts); finished tied for first with 69a (Oates, Wsh.) and third with 52g...One of just five five-time winners, joining W. Gretzky (10), M. Lemieux (6), G. Howe (6) and Esposito (5)...Became just third player to win award four or more straight seasons, joining Gretzky ('80-81 to '86-87), Esposito ('70-71 to '73-74) and Howe ('50-51 to '53-54)...Led Pittsburgh in goals, assists, points and GWG (10); tied for second (J. Hrdina &

68

JAROMIR  
JAGR

M. Straka) on team at +19...Named to NHL's First All-Star Team for fourth straight season and sixth time overall; finished third in voting for the Hart Trophy...Voted as a starter in the NHL All-Star Game for the eighth consecutive season; was the leading vote-getter for the third time in four years...Named NHL Player of the Month for March (15g-16a-31pts) and November (4g-7a-11pts); Player of the Week for period ending Dec. 31 (4g-4a-8pts)...Registered career-high 16- game assist/point-scoring streaks Jan. 9-Feb. 16 (7g-24a-31pts), the league's longest of the season...Recorded 37 multiple-point/12 multi-goal games, including season-high 3g-2a-5pts Mar. 10 vs.Calgary...Posted five 4pt games, including career-high 4g Oct. 14 vs. NY Rangers; also recorded hat trick Dec. 16 at Montreal...Appeared in his 800th career game Mar. 25 at New Jersey; registered 600th assist Jan. 13 at NY Islanders; reached/surpassed 1,000pt mark Dec. 30 vs. Ottawa; and notched 400th goal Nov. 13 at Colorado...Registered 2g-10a-12pts en-route to Eastern Conference Finals vs.New Jersey..

**1998-99:** Captured Hart Trophy, Pearson Award and Art Ross Trophy...Named to NHL First All-Star Team; appeared in mid-season All-Star Game for fifth time...Ranked first in NHL with 83a; tied for second (T. Amonte, Chi. & A. Yashin, Ott.) with 44g...Led club across the board in goals, assists and points (127), and with 7 GWG, 3 OT goals and 343 shots...Matched career high (since surpassed) with 13-game point-scoring streak Dec. 26-Jan. 21 (8g-17a-25pts)...Totaled 37 multiple-point/eight multi-goal contests, including 1g-4a-5pts Feb. 2 vs. Buffalo...Recorded 500th career assist Apr. 3 vs. New Jersey; reached/surpassed 800pt mark Jan. 31 at Montreal...Appeared in his 600th game Nov. 25 at Washington.

**1997-98:** Won Art Ross Trophy with 102pts; was only player to reach 100pt mark and was tied for first (W. Gretzky, NYR) with 67a...Led club with 35g, 8 GWG, +17 and 262 shots and was tied for third (R. Francis) with 7 PPG...Selected to NHL First All-Star Team and played for World Team at NHL All-Star Game, scoring 1g...Runner-up for Hart Trophy (D. Hasek, Buf.)...Named NHL Player of the Month for March (5g-15a-20pts)...Posted 8-game point-scoring streak Dec. 6-26 (7g-8a-15pts)...Thirty-two multiple-point/five multi-goal games included three season-high 4pt games: 2g-2a Feb. 25 at Montreal, and 1g-3a Mar. 7 vs. Philadelphia and Dec. 29 vs. NY Islanders...Tallied 300th career goal Apr. 15 vs. Tampa Bay; registered 700th point with goal Feb. 6 at Buffalo; and reached/surpassed 400a Jan. 12 at Carolina..

**1996-97:** Named to NHL Second All-Star Team...Tied for sixth in NHL with 47g (Shanahan, Hfd. & Det.); sixth with 95pts...Second on squad in goals and points (Lemieux, 50g/122pts); finished third with 48a, 11 PPG and 2 SHG...Posted career-high 13-game point-scoring streak (since surpassed) Nov. 16-Dec. 13 (15g-9a-24pts)...Named NHL Player of the Month for November (16g-7a-23pts)...Recorded career-high 9-game goal-scoring streak Nov. 21-Dec. 10 (14g);stretch was league's longest of season...Totaled 26 multiple-point/ten multi-goal games, including season-high 2g-3a-5pts Dec. 23 at Toronto...Recorded 600th career NHL point with assist Jan. 4 vs.Tampa Bay...Selected to participate in NHL All-Star Game, but did not play due to injury...Missed 18 games with groin injury.

**1995-96:** Appeared in 82 games for first time in NHL career, establishing career-highs with 62g, 87a and 149pts...Goal/point-totals were ranked second in NHL (Lemieux, 69g/161pts); assists were third...Set an NHL single-season record for assists/points by a right wing (M. Bossy, 83a/147pts, '81-82)...Also established a new single-season mark for most points by a European-born player (P. Stastny,139pts, '81-82)...One of only six players (Gretzky, Lemieux, Esposito, Yzerman & B. Nicholls) to record at least 149pts in a season...Led league with career-high 12 GWG and 403 shots on goal...Finished second on club (P. Nedved, +37)/tied for seventh in league (w/3 others) with career-high +31 mark (since surpassed)...Named to NHL First All-Star Team for second time and appeared in his third NHL All-Star Game...Recorded 45 multiple-point/15 2g games overall...Stats included his 300th career assist Mar. 5 vs. Winnipeg; 500th point Feb. 24 at Montreal; 200th goal Feb. 7 at New Jersey; and 400th game Jan. 8 vs. Vancouver...Appeared in 18 playoff games; totaled 11g-12a-23pts, including 11-game point streak Apr. 17-May 11 (10g-8a-18pts)...Notched first career playoff hat trick in game five of ECQF vs. NY Rangers.

**1994-95:** Captured his first Art Ross Trophy; tied E. Lindros with 70pts and was second with 32g (P. Bondra, Wsh., 34)...Became first European-born player ever to win the award and first non-center since 1977 (G. Lafleur)...Named to NHL First All-Star Team; finished as runner-up (E. Lindros, Phi.) in voting for Hart Trophy...Tied for second (O. Nolan, SJ, 8) in NHL with 7 GWG and tied for third (w/7 others) with 3 SHG...Led club with 8 PPG and 192 shots; second with 38a and +23 mark...Appeared in 12 playoff games en-route to ECSF vs. New Jersey.

**1993-94 :**Ranked first on team and was tied for ninth (D. Andreychuk, Tor.) in NHL with ca-

DONTUE

reer-high 99pts (since surpassed); tied for seventh (M. Recchi, Phi.) in league with 67a...First on team with 298 shots; second with 9 PPG, tied for second with 6 GWG and tied third with 32g...Completed campaign on career-high (since surpassed) 9-game point-scoring streak (3g-11a-14pts)...Posted 29 multiple-point/four 2g games, including career-high 5a/6pts (since surpassed) Nov.16 vs. Philadelphia...Voted to start NHL All-Star Game; did not play after suffering groin injury during skills competition and missed 4 games as a result...**1**

**1992-93:** Finished campaign ranked fifth on Penguins with 34g-60a-94pts; was second on squad with 9 GWG (Lemieux, 10) and third with 242 shots...Appeared in his second NHL All-Star Game...Matched career high (since surpassed) with 7-game point-scoring stretch Dec. 12-27 (6g-4a-10pts)...Recorded 32 multiple-point/three multi-goal games; matched career high with 1g-3a-4pts Oct. 22 vs. Detroit (since surpassed)...Notched first career SHG Nov. 21 vs. New Jersey...Suffered separated shoulder Feb. 23 vs. New Jersey and missed 3 games..

**1991-92:** Completed campaign fifth on Penguins with 32g, tied for sixth (Recchi) with 37a and sixth with 69pts...Recorded 22 multiple-point/six multiple goal games, including career-high 1g-3a- 4pts Nov. 29 at Philadelphia (since tied/surpassed)...Posted 100th career point Dec. 29 at NY Rangers; appeared in 100th game Nov. 18 at Quebec...Received 10-game suspension from NHL for physical abuse of an official Jan. 26 at Washington...A member of Pittsburgh's Stanley Cup Championship team; had 9-game point streak May 7-26 (7g-8a-15pts)...Scored OT goal in game 1 of WCF vs. Boston...Also scored goal on penalty shot attempt in game 5 of PDF vs. NY Rangers' J Vanbiesbrouck...

**1990-91:** Named to NHL All-Rookie Team; one of just two first-year players (M. Sundin, Que.) to see action in all 80 games...Finished third among league's rookies with 27g; third with 30a/57pts...A member of Pittsburgh's Stanley Cup Championship team; finished first among first-year players with 3g-10a-13pts...Established Stanley Cup Finals rookie record with 5a.

#### **International:**

**2014-15:** Named World Championship MVP, recording nine points (3-6-9) in 10 games...**2013-14:** Became eighth player to appear in five Olympics; had 2g-1a-3pts in five games for Czech Republic in Sochi...Also represented home country at World Championships for ninth time; led team with 4g-4a-8pts...**2012-13:** Began season by playing in 34 games with HC Kladno (Czech Rep.); led team with 24g-33a-57pts and was named league's Most Valuable Player...**2011-12:** Named Czech Player of the Year for tenth time...**2010-11:** Played in final season with Omsk (KHL); helped squad to Continental Cup with league's best record...Three-season totals showed 66g, 79a and 145pts in 155 games played...Finished first on club with 32a; was second with 51pts and third with 19g...Played in KHL All-Star Game for third straight year...Nominated to World Championships All-Star Team; named best forward in leading Czech Republic to Bronze Medal...**2009-10:** Appeared in KHL All-Star Game; finished first on Omsk across the board with 22g/20a (tie)/42pts...Represented Czech Republic at Olympic Winter Games...Won Gold Medal while playing for his home country at World Championships; finished tied for first on team with 3g-4a-7pts...**2008-09:** Returned to Europe for first time since 2004-05; finished first on Omsk with 25g/53pts; second with 28a...Played in KHL All-Star Game...Represented Czech Republic at World Championships...**2005-06:** Played for Bronze Medal-winning Czech Republic at Winter Olympic Games in Torino, Italy...Named country's national player of the year for seventh time...**2004-05:** Represented home county at World Cup for second time...Finished fourth on HC Kladno (Czech Rep.) with 11g-17a-28pts despite seeing action in just 17 of 52 games; also fourth on Avangard Omsk (Rus.) with 16g-22a-38pts after playing in 32 of 60 matches...Led Czech Republic with 2g-7a-9pts at World Championships en-route to Gold Medal...**2003-04:** Represented Czech Republic at World Championships; tied for country's lead with 5g-4a-9pts...**2001-02:** Led Czech Republic in scoring at both Olympic Winter Games and World Championships...**1997-98:** Represented Czech Republic/captured Gold Medal at Olympic Winter Games while leading country with 1g-4a-5pts (tie)...**1996-97:** Represented Czech Republic at inaugural World Cup of Hockey tourney...**1994-95:** Began campaign with HC Kladno (Czech Rep.)...**1991-92:** Represented Czech Republic at Canada Cup...ETC: First Czech-born player to attend the NHL Entry Draft without defecting...Played four seasons in Czech Junior League prior to playing for Poldi Kladno in Czech Div. 1



# REGULAR SEASON

SEASON	TEAM	LEAGUE	GP	G	A	P	+/-	PIM	PP	SH	GW
1984-1985	Poldi SONP Kladno Jr	Czech-Jr.	34	24	17	41	-	-	-	-	-
1985-1986	Poldi SONP Kladno Jr.	Czech-Jr.	36	41	29	70	-	-	-	-	-
1986-1987	Poldi SONP Kladno Jr.	Czech-Jr.	30	35	35	70	-	-	-	-	-
1987-1988	Poldi SONP Kladno Jr.	Czech-Jr.	35	57	27	84	-	-	-	-	-
1988-1989	Poldi SONP Kladno Jr.	Czech-Jr.	29	3	3	6	-	4	-	-	-
1989-1990	Poldi Kladno	Czech	42	22	28	50	-	-	-	-	-
1990-1991	Pittsburgh	NHL	80	27	30	57	-4	42	7	0	4
1991-1992	Pittsburgh	NHL	70	32	37	69	12	34	4	0	4
1992-1993	Pittsburgh	NHL	81	34	60	94	30	61	10	1	9
1993-1994	Pittsburgh	NHL	80	32	67	99	15	61	9	0	6
1994-1995	Pittsburgh	NHL	48	32	38	70	23	37	8	3	7
1994-1995	HC Kladno	CzRep	11	8	14	22	-	10	-	-	-
1994-1995	HC Bolzano	Euroliga	5	8	8	16	-	4	-	-	-
1994-1995	HC Bolzano	Italy	1	0	0	0	-	0	-	-	-
1994-1995	Schalke Haie	German 2	1	1	10	11	-	0	-	-	-
1995-1996	Pittsburgh	NHL	82	62	87	149	31	96	20	1	12
1996-1997	Pittsburgh	NHL	63	47	48	95	22	40	11	2	6
1997-1998	Pittsburgh	NHL	77	35	67	102	17	64	7	0	8
1998-1999	Pittsburgh	NHL	81	44	83	127	17	66	10	1	7
1999-2000	Pittsburgh	NHL	63	42	54	96	25	50	10	0	5
2000-2001	Pittsburgh	NHL	81	52	69	121	19	42	14	1	10
2001-2002	Washington	NHL	69	31	48	79	0	30	10	0	3
2002-2003	Washington	NHL	75	36	41	77	5	38	13	2	9
2003-2004	Washington	NHL	46	16	29	45	-4	26	6	0	1
2003-2004	NY Rangers	NHL	31	15	14	29	-1	12	4	0	2
2004-2005	HC Rabat Kladno	CzRep	17	11	17	28	-	16	-	-	-
2004-2005	Avangard Omsk	Russia	32	16	22	38	-	63	-	-	-
2005-2006	NY Rangers	NHL	82	54	69	123	34	72	24	0	9
2006-2007	NY Rangers	NHL	82	30	66	96	26	78	7	0	5
2007-2008	NY Rangers	NHL	82	25	46	71	8	58	7	0	5
2008-2009	Avangard Omsk Rgn	KHL	55	25	28	53	-	62	-	-	-
2009-2010	Avangard Omsk Rgn	KHL	51	22	20	42	-	50	-	-	-
2010-2011	Avangard Omsk Rgn	KHL	49	19	31	50	-	48	-	-	-
2011-2012	Philadelphia	NHL	73	19	35	54	5	30	8	0	2
2012-2013	Dallas	NHL	34	14	12	26	-5	20	6	0	2
2012-2013	Rytiri Kladno	CzRep	34	24	33	57	-	28	-	-	-
2012-2013	Boston	NHL	11	2	7	9	3	2	0	0	2
2013-2014	New Jersey	NHL	82	24	43	67	16	46	5	0	6
2014-2015	New Jersey	NHL	57	11	18	29	-10	42	2	0	3
2014-2015	Florida	NHL	20	6	12	18	7	6	2	0	2
2015-2016	Florida	NHL	79	27	39	66	23	48	5	0	4
NHL Totals			1,629	749	1,119	1,868	314	1,101	209	11	133

# PLAYOFFS

SEASON	TEAM	GP	G	A	P	PIM
1988-1989	Poldi SONP Kladno Jr.-Czech-Jr.	10	5	7	12	0
1989-1990	Poldi Kladno-Czech	9	8	2	10	-
1990-1991	Pittsburgh	24	3	10	13	6
1991-1992	Pittsburgh	21	11	13	24	6
1992-1993	Pittsburgh	12	5	4	9	23
1993-1994	Pittsburgh	6	2	4	6	16
1994-1995	Pittsburgh	12	10	5	15	6
1995-1996	Pittsburgh	18	11	12	23	18
1996-1997	Pittsburgh	5	4	4	8	4
1997-1998	Pittsburgh	6	4	5	9	2
1998-1999	Pittsburgh	9	5	7	12	16
1999-2000	Pittsburgh	11	8	8	16	6
2000-2001	Pittsburgh	16	2	10	12	18
2002-2003	Washington	6	2	5	7	2
2004-2005	Avangard Omsk-Russia	11	4	10	14	22
2005-2006	NY Rangers	3	0	1	1	2
2006-2007	NY Rangers	10	5	6	11	12
2007-2008	NY Rangers	10	5	10	15	12
2008-2009	Avangard Omsk Rgn-Rus-KHL	9	4	5	9	4
2009-2010	Avangard Omsk Rgn-Rus-KHL	3	1	1	2	0
2010-2011	Avangard Omsk Rgn-Rus-KHL	14	2	7	9	8
2011-2012	Philadelphia	11	1	7	8	2
2012-2013	Boston	22	0	10	10	8
2015-2016	Florida	6	0	2	2	4
NHL Totals		208	78	123	201	163



# MILESTONES

**First NHL Game:** 10/5/90 at WSH

**First NHL Goal:** 10/7/90 vs. NJD

**Longest Goal Streak:** 9 games, 11/21-12/10/96

**Longest Assist Streak:** 6 games 1/9-2/16/01

**Longest Point Streak:** 16 games 1/9-2/16/01

**Most Goals: Game:** 4, 10/14/00 vs. NYR

**Most Assists: Game:** 5, 11/16/93 vs. PHI

**Most Points: Game:** 7 (2X), Last: 1/11/03

vs. FLA

**Most PIM: Game:** 17, 3/28/95 vs. NYI

**Most Shots: Game:** 12 (2X) 4/4/06 vs. PHI



# 36 JUSSI JOKINEN

## LEFT WING • 36



### SHOOTS: LEFT

**HEIGHT:** 5'11" **WEIGHT:** 198

**BORN:** APRIL 1, 1983

**BIRTHPLACE:** KALAJOKI, FINLAND

**DRAFTED:** 2001- 6th Round

(192nd overall by Dallas)

**HOW ACQUIRED:** Signed as an unrestricted free agent on July 1, 2014.

TEAM	GP	G	A	PTS	PIM
Anaheim	31	4	12	16	10
Arizona	31	7	13	20	18
Boston	31	8	14	22	14
Buffalo	38	5	15	20	20
Calgary	21	2	10	12	12
Carolina	20	9	11	20	2
Chicago	20	4	8	12	8
Colorado	23	6	12	18	6
Columbus	26	3	9	12	10
Dallas	12	1	5	6	4
Detroit	24	3	18	21	20
Edmonton	21	5	11	16	6
Florida	35	7	9	16	10
Los Angeles	30	5	11	16	4
Minnesota	23	4	15	19	2
Montreal	32	4	6	10	8
Nashville	22	1	9	10	6
New Jersey	31	8	6	14	24
NY Islanders	31	6	14	20	12
NY Rangers	31	8	8	16	8
Ottawa	31	3	11	14	22
Philadelphia	29	10	14	24	20
Pittsburgh	25	7	13	20	6
San Jose	32	4	9	13	12
St. Louis	20	3	10	13	4
Tampa Bay	36	12	16	28	20
Toronto	27	9	14	23	6
Vancouver	19	3	8	11	4
Washington	39	13	16	29	16
Winnipeg	31	11	16	27	12

**2015-16:** Recorded three points (1-2-3) in game one of ECQF, Apr. 14 vs. NYI. Led FLA in assists (42), ranked second in points (60) and plus/minus (+25)...Recorded two points (1-1-2), tied R. Whitney for seventh in single-season assists (42), April 9 vs. CAR...Points in five consecutive games (4-4-8) March 17-26...Tied R. Svehla for ninth all-time in franchise history for single-season assists (40), March 24 at BOS...Recorded career-high 39th assist on March 21 at NYR...Points in back-to-back games (2-1-3) March 17-19...Recorded first multi-goal game of the season (2G) March 17 at TOR...Tied career-high 10-game point streak (2-10-12) Feb. 20-March 12...Earned 500th career point (assist) to extend point streak to three games (0-4-4) Feb. 20-27...Recorded two assists in his 800th career game Feb. 20 vs. WPG...Scored shootout game-deciding goal, Feb. 15 vs. PIT...Three-point game (1-2-3) Feb. 9 at BUF...Recorded a goal and an assist to extend point streak to six games (Jan. 22-Feb. 6, 2-7-9) on Feb. 6 vs. PIT...Registered a goal and an assist (1-1-2), Jan. 26 vs. TOR...Scored eighth goal of the season on Jan. 11 at VAN...Recorded multi-point games in back-to-back games (1-3-4) Dec. 15-17...Recorded points in back-to-back games (1-2-3) Nov. 27-Nov. 29...Recorded a goal and an assist Nov. 21 vs. NYR...Registered points in three consecutive games (1-3-4) Nov. 10-14...Recorded two assists Nov. 10 vs. CGY...Recorded two assists Oct. 24 at DAL...Recorded two points (1-1-2) in home opening game Oct. 10 vs. PHI.

**2014-15:** Registered 300th career assist April 9 vs. BOS...Recorded a season-high three assists Feb. 28 vs. BUF...Recorded a goal Feb. 24 at CHI...Registered a power play goal Feb. 17 at TOR...Notched assist Feb. 12 vs. MIN...Recorded two assists Jan. 11 at EDM...Recorded two assists Dec. 28 vs. TOR...Recorded a goal Dec. 22 vs. PIT...Scored a goal Dec. 13 at BUF...Owned a four-game point streak (1-5-6) Nov. 8-Nov. 18... Recorded a goal Nov. 18 at LAK...Registered two assists in back-to-back games (Nov. 14-16)...Recorded assists in three consecutive games (Nov. 11-16)... Recorded two assists Nov. 16 at ANA...Notched two assists Nov. 14 vs. NYI... Recorded an assist Nov. 11 vs. SJS...Owned a five-game point streak (1-5-6) from Oct. 21-Nov. 4... Recorded his 150th career goal and first as a Panther Nov. 4 at BOS...Registered an assist and two shots Oct. 25 at ARI...Recorded his first multi-point game of the season and first point as a Panther with two assists Oct. 21 at COL

**2013-14:** Recorded 21 goals, 36 assists and 57 points – which all rank second-best in his NHL career...Reached 50 points for the fourth time in career and 20 goals for the second time...Posted second career hat trick with three goals Oct. 8 vs. former club Carolina...Collected 400th career NHL point (assist) Feb. 27 vs. MTL...Played in 600th NHL game Nov. 18 vs. ANA...Led team with six goals and three GWGs while his 10 points ranked 2nd in postseason...Posted at least one point in nine of 12 postseason games, including a career-best eight-game scoring streak (5-3-8) from April 21 to May 7.

**2012-13:** Totaled 13 goals and 22 points in 43 games with Carolina and Pittsburgh...Posted seven goals (plus a shootout-deciding goal) and 11 points in 10 games with the Penguins...Recorded two 3-point games with the Penguins: April 11 at TBL (2-1-3); April 20 at BOS (1-2-3)...Ranked second on team in faceoff percentage (57.9)...In Penguins debut, scored team's only goal and added game-deciding shootout goal in 2-1 win April 5 vs. NYR...Led team by winning 61.3% of faceoffs (46 of 75) during the postseason...Posted 21 points (7-14-21) in 21 games for Karpas of Finnish League during the NHL work stoppage.

**2011-12:** Totaled 46 points (12-34-46) in 79 games... Ranked second



on the team in assists (34), points (46), power-play assists (15) and power-play points (18)... Was tied for third among Hurricanes in game-winning goals (3)... Registered 30-or-more assists for the third consecutive season... Was first on the team and 17th in the NHL in face-off percentage (55.1%)... Was two-for-six in the shootout (33%) and ranks second in NHL history in career shootout goals with 30 (Pavel Datsyuk, 31)... Scored game-tying goal and earned an assist at WSH (Oct. 8)... Played in his 200th Hurricanes game vs. NYR (Dec. 1)... Recorded an assist, his 200th career NHL assist, at TOR (Dec. 13)... Played in his 500th career NHL game vs. BOS (Jan. 14)... Scored two goals, one shorthanded and one on the power play, vs. WSH (Jan. 20)... Recorded his 100th Hurricanes assist at MTL (Feb. 13)... Had a goal and an assist and was named first star vs. SJS (Feb. 17)... Recorded

two assists at TBL (March 10)... Scored a goal and earned a pair of helpers at WPG (March 18)... Had a goal and an assist at TOR (March 27)... Games missed due to injury: three (lower body: 11/4-11/8)... Longest assist streak: three games (10/12-10/18: 0-3-3)... Longest point streak: three games (10/12-10/18: 0g, 3a; 10/28-11/1: 1g, 2a; 1/15-1/20: 3g, 1a)... Multi-goal games: 1 (1/20 vs. WSH: 2g, 0a)... Multi-assist games: 5 (last: 3/24 at DET: 0g, 2a)... Multi-point games: 9 (last: 3/27 at TOR: 1g, 1a).

**2010-11:** Ranked tied for fourth among Hurricanes in scoring (52 points) and third in assists (33)... Was second on the team in power-play goals (8)... Was selected by the Carolina PHWA as the "Good Guy" Award winner for media cooperation... Scored a goal and earned an assist, playing

## MILESTONES

**First NHL Game:** 10/5/05 vs. LAK  
**First NHL Goal:** 10/11/05 vs. PHX  
**Longest Goal Streak:** 3 Games (6X) Last: 4/9 - 4/13/14  
**Longest Assist Streak:** 7 Games, 2/20-3/5/16

**Longest Point Streak:** 10 Games (2X) Last: 2/20-3/12  
**Most Goals: Game:** 4, 11/16/07 vs. COL  
**Most Assists: Game:** 3 (2X) Last: 2/28/15 vs. BUF

**Most Points: Game:** 4 (2X) Last: 11/19/10 at PIT  
**Most PIM: Game:** 12, 12/8/15 at OTT  
**Most Shots: Game:** 8, Jan. 5, 2014 vs. WPG

## REGULAR SEASON

SEASON	TEAM	LEAGUE	GP	G	A	P	+/-	PIM	PP	SH	GW
1999-2000	Karpat Oulu U18	Fin-U18	15	6	25	31	-	14	-	-	-
1999-2000	Karpat Oulu Jr.-	Fin-Jr.	28	4	7	11	-	14	-	-	-
-2000-2001	Karpat Oulu U18	Fin-U18	1	2	1	3	-	0	-	-	-
2000-2001	Karpat Oulu Jr.	Fin-Jr.	41	18	31	49	-	69	-	-	-
2001-2002	Karpat Oulu Jr.	Fin-Jr.	2	4	1	5	-	2	-	-	-
2001-2002	Karpat Oulu	SM-Liiga	54	10	6	16	-	38	-	-	-
2002-2003	Karpat Oulu	SM-Liiga	51	14	23	37	-	10	-	-	-
2003-2004	Karpat Oulu	SM-Liiga	55	15	23	38	-	20	-	-	-
2004-2005	Karpat Oulu	SM-Liiga	56	23	24	47	-	24	-	-	-
2005-2006	Dallas	NHL	81	17	38	55	2	30	8	0	2
2006-2007	Dallas	NHL	82	14	34	48	8	18	6	0	1
2007-2008	Dallas	NHL	52	14	14	28	2	14	5	0	2
2007-2008	Tampa Bay	NHL	20	2	12	14	-16	4	1	0	0
2008-2009	Tampa Bay	NHL	46	6	10	16	-8	16	2	0	0
2008-2009	Carolina	NHL	25	1	10	11	-2	12	0	0	1
2009-2010	Carolina	NHL	81	30	35	65	3	36	10	0	6
2010-2011	Carolina	NHL	70	19	33	52	3	24	8	0	1
2011-2012	Carolina	NHL	79	12	34	46	-2	54	3	2	3
2012-2013	Carolina	NHL	33	6	5	11	-8	18	2	0	3
2012-2013	Karpat Oulu	SM-Liiga	21	7	14	21	-	10	-	-	-
2012-2013	Pittsburgh	NHL	10	7	4	11	3	6	1	0	0
2013-2014	Pittsburgh	NHL	81	21	36	57	12	18	6	0	4
2014-2015	Florida	NHL	81	8	36	44	-2	34	2	0	0
2015-2016	Florida	NHL	81	18	42	60	25	42	5	1	1
NHL TOTALS			822	175	343	518	20	326	59	3	24

36

JOKINEN  
Jussi

in his home nation of Finland against MIN (10/7)... Played his 400th career NHL game and earned two assists at FLA (11/5)... Was plus or even in 17 consecutive games played from 11/26-1/15... Matched his career high with four points (2g, 2a) and was (+4) at PIT (11/19)... Scored in the shootout at ATL (12/16) to pass Slava Kozlov (27) for first all-time in shootout goals with 28... Earned his 100th Hurricanes point with a goal vs. WSH (12/26)... Missed 12 games due to injury.

**2009-10:** Established career highs in goals (30) and points (65)... Among Hurricanes, ranked first in goals (30), second in points (65) and fourth in assists (35)... Ranked tied for 10th in the NHL in game-winning goals (6) and eighth in shooting percentage (18.8%)... Set a career-best for longest point streak when he earned points in 10 consecutive games (1/28-3/2: 9g, 4a)... Had 45 points (22g, 23a) in the final 45 games (12/26-4/10) of the season... The Hurricanes were 19-3-4 when he scored a goal... Ranked second among the NHL's Finnish players in scoring (65 points) and first in goals (30)... Reached the 30-goal mark for the first time in his career at TB (4/6)... Had his fourth multi-goal game of the season at ATL (3/29), his 100th game with Carolina.

**2008-09:** Had 11 points (1-10-11) in 25 games with the Hurricanes after being acquired on 2/7 from Tampa Bay... Led all Hurricanes forwards in total shorthanded ice time (145:45)... Prior to the trade, had six goals and 10 assists (16 points) in 46 games with Tampa Bay... Made his Hurricanes debut and earned an assist at PHX (2/7)... Scored his first goal with the Hurricanes, the game-winning goal vs. TB (2/20)... Completed his first playoff season for Carolina and third in the NHL... Was second among Hurricanes in playoff goals (7) and tied for second in playoff points (11)... Ranked tied for first in the NHL in playoff game-winning goals (3) and tied for 11th in the league in playoff goals (7)... Deflected the game-winning goal past Martin Brodeur with 0.2 seconds remaining – the latest regulation game-winner in NHL playoff history – in Game 4 vs. NJ (4/21)... Tied Game 7 at NJ (4/28) with a one-timer past Brodeur with 1:20 left, helping Carolina to a 4-3 come-from-behind win... Scored the overtime, game-winning goal and had an assist in Game 3 vs. BOS (5/6).

**2007-08:** Totaled 16 goals and 26 assists (42 points) in 72 games with Tampa Bay and Dallas... Registered 14 points (2g, 12a) in 20 games with the Lightning after being acquired on Feb. 26... Won 178 of 341 face-offs taken (52.2%)... Netted his first career hat trick, scoring four goals, for Dallas vs. COL (11/16)... Was the first Stars player to have four goals in a game since Brett Hull (3/21/01 vs. ANA)... Scored his first Lightning goal at PIT (3/6)

**2006-07:** Ranked second among Stars skaters in plus/minus (+8) and fifth in points (48)... Was one of three Dallas players to appear in all 82 games... Earned his 100th career NHL point with an assist vs. PHX (3/18)... Played in four playoff games, earning one assist in his second NHL postseason appearance.

**2005-06:** Played his first NHL season, notching 17 goals and 38 assists (55 points) in 81 games... Led the NHL in shootout goals, scoring on 10 of 13 attempts... Tallied the sixth-most assists and the 10th-most points by a rookie in Stars history... Made his NHL debut vs. LA (10/5)... Scored his first NHL goal vs. PHX (10/11)... Earned his first career three-point game with a goal and two assists vs. COL (3/4)... Made his Stanley Cup Playoff debut, appearing in five games, recording two goals and one assist (3 points)... Scored his first playoff goal in Game 2 of the Western Conference Quarterfinals vs. COL (4/24)

**2004-05:** Posted 23 goals and 24 assists (47 points), leading Karpat in goals and points and ranking second in assists... Among Finnish Elite League leaders, was tied for fifth in assists, tied for sixth in points and eighth in goals... Had seven points (3g, 4a) in 12 playoff games, helping Karpat capture its second consecutive league championship...

**2003-04:** Ranked tied for second among Karpat skaters in assists (23) and points (38), skating in 55 regular-season games... Tallied three goals and four assists (7 points) in 15 playoff games, helping Karpat capture the league championship.

**2002-03:** Was tied for second among Karpat skaters in assists (23) and fourth on the team in points (37), skating in 51 SM-Liiga games... Again helped Finland capture bronze at the 2003 World Junior Championship, playing alongside current Hurricanes teammates Joni Pitkanen and Tuomo Ruutu... Finished among the tournament lead-

DANTHE



ers in goals (6) and points (8), ranking second on the Finnish team behind Ruutu in both categories.

**2001-02:** Played his first season in SM-Liiga for Karpat Oulu, totaling 16 points (10g, 6a) in 54 regular-season games...

**International: 2014:** Helped lead Finland to a bronze medal in the 2014 Winter Olympics in Sochi, Russia... Attended Finland's Olympic Orientation Camp in August 2013... Helped Finland to another bronze medal at the IIHF World Championship, notching four points (1-3-4) in nine games. Represented Finland at the 2006 Winter Olympic Games, earning a silver medal... Had four points (1-3-4) in the tournament... Had eight points (2-6-8) in nine games for Finland at the 2006 IIHF World Championship, ranking second among Finnish skaters in scoring and helping his country to the bronze medal... Represented Finland at the 2005 IIHF World Championship **2002:** Teamed with Pitkanen both with Karpat and on the Finnish team at the 2002 World Junior Championship, where they helped Finland win bronze... Led Finland in scoring at the tournament with eight points, and ranked tied for first overall in the tournament in assists (6).

## PLAYOFFS

SEASON	TEAM	LEAGUE	GP	G	A	P	PIM
2001-2002	Karpat Oulu	SM-Liiga	4	1	0	1	0
2002-2003	Karpat Oulu	SM-Liiga	15	2	1	3	33
2003-2004	Karpat Oulu	SM-Liiga	15	3	4	7	6
2004-2005	Karpat Oulu	SM-Liiga	12	3	4	7	2
<b>2005-2006</b>	<b>Dallas</b>	<b>NHL</b>	<b>5</b>	<b>2</b>	<b>1</b>	<b>3</b>	<b>0</b>
<b>2006-2007</b>	<b>Dallas</b>	<b>NHL</b>	<b>4</b>	<b>0</b>	<b>1</b>	<b>1</b>	<b>0</b>
<b>2008-2009</b>	<b>Carolina</b>	<b>NHL</b>	<b>18</b>	<b>7</b>	<b>4</b>	<b>11</b>	<b>2</b>
<b>2012-2013</b>	<b>Pittsburgh</b>	<b>NHL</b>	<b>8</b>	<b>0</b>	<b>3</b>	<b>3</b>	<b>4</b>
<b>2013-2014</b>	<b>Pittsburgh</b>	<b>NHL</b>	<b>13</b>	<b>7</b>	<b>3</b>	<b>10</b>	<b>10</b>
<b>2015-2016</b>	<b>Florida</b>	<b>NHL</b>	<b>6</b>	<b>1</b>	<b>3</b>	<b>4</b>	<b>4</b>
<b>NHL TOTALS</b>			<b>54</b>	<b>17</b>	<b>15</b>	<b>32</b>	<b>20</b>



# 77 STEVEN KAMPFER

## DEFENSE • 77



**SHOOTS:** RIGHT  
**HEIGHT:** 5'11" **WEIGHT:** 192  
**BORN:** SEPT. 24, 1988  
**BIRTHPLACE:** ANN ARBOR, MI  
**DRAFTED:** 2007- 4th Round  
 (93rd overall by Anaheim)  
**HOW ACQUIRED:** From New York Rangers  
 with F Andrew Yogan in exchange for F  
 Joey Crabb on Oct. 6, 2014

TEAM	GP	G	A	PTS	PIM
Anaheim	3	0	1	1	2
Arizona	2	1	0	1	0
Boston	1	0	1	1	0
Buffalo	7	2	1	3	4
Calgary	3	0	0	0	2
Carolina	5	0	3	3	4
Chicago	4	0	1	1	2
Colorado	4	0	0	0	2
Columbus	4	0	1	1	0
Dallas	4	0	0	0	0
Detroit	5	0	0	0	0
Edmonton	2	0	0	0	0
Florida	3	0	0	0	0
Los Angeles	5	0	0	0	4
Minnesota	3	1	0	1	2
Montreal	9	1	1	2	8
Nashville	4	0	1	1	2
New Jersey	4	0	0	0	2
NY Islanders	4	0	0	0	0
NY Rangers	4	0	0	0	2
Ottawa	9	0	0	0	0
Philadelphia	3	1	1	2	0
Pittsburgh	5	0	0	0	2
San Jose	3	0	0	0	2
St. Louis	3	0	0	0	0
Tampa Bay	7	2	0	2	10
Toronto	11	1	1	2	4
Vancouver	2	0	0	0	2
Washington	5	0	1	1	0
Winnipeg	5	0	1	1	0

**2015-16:** Tied for fifth on FLA in blocked shots (70)...Led FLA with four blocked shots, Apr. 5 at MTL...Recorded four shots and three hits, Apr. 4 at TOR...Registered two hits, two shots and two blocked shots Apr. 2 vs. MTL...Recorded an assist, led FLA with five blocked shots, March 24 at BOS...Recorded three shots Mar. 19 vs. DET...Led FLA with a plus-three rating Mar. 15 at MTL...Recorded three hits Feb. 20 vs. WPG...Led FLA with three blocked shots and four shots Feb. 9 at BUF...Recorded three shots Jan 26 vs. TOR...Led FLA with three hits Jan. 13 at CGY...Points in consecutive games (0-2-2) Dec. 3-4...Recorded an assist Dec. 4 at CBJ...Recorded first point of the season (assist) Dec. 3 at NSH...Made season debut Oct. 22 at CHI.

**2014-15:** Scored game-winning goal Mar. 26 at TOR...Notched an assist Feb. 24 at CHI...Scored first goal as a Panther Feb. 19 at MTL...Led Florida with six hits Feb. 17 vs. TOR...Recorded first point as a Panther (assist) Feb. 10 vs. ANA...Made debut with Florida Feb. 5 vs. LAK...Recalled by Florida Feb. 4...Recorded 19 points (8-11-19) in 42 games for San Antonio (AHL)...Traded from New York Rangers to Florida Panthers with Andrew Yogan in exchange for Joey Crabb.

**2013-14:** Established career-highs in games played (69), goals (six), assists (20), points (26), and shots on goal (145) ... Ranked second among Iowa defensemen in goals and finished third among defensemen on the team in assists and points ... Tied a career-high with a three-game point streak from Dec. 20 vs. Hamilton to Dec. 26 vs. Rockford (two goals, two assists over the span).

**2012-13:** Ranked second among Houston defensemen in assists (17) and points (21) and tied for third among defensemen on the team in goals (four) ... Registered one goal and one assist in five playoff games ... Recorded his first career playoff point with an assist and posted a plus two rating on Apr. 26 vs. Grand Rapids ... Tallied his first career playoff goal on May 3 at Grand Rapids

**2011-12:** Completed his second NHL season, first with Minnesota...Split the season between Boston and Minnesota ... Made his Minnesota debut on Mar. 4 vs. COL ... Recorded his first point as a member of the Wild with a goal on Mar. 8 at PHX .

**2010-11:** Completed his first NHL season, first with Boston...Made his NHL debut on Dec. 9 vs. NYI ... Tallied his first career NHL point with an assist on Dec. 15 at BUF ... Registered his first career NHL goal and posted a plus-two rating on Dec. 28 at TBL ... Posted the first multi-point game of his career with two points (one goal, one assist), and tallied the first game-winning goal of his career on Jan. 13 vs. PHI.

**2006-10:** Collected 26 points (3-23-26) and 50 PIM in 45 games in senior season (2009-10) with Michigan...Led team defensemen in assists, points, plus-minus rating, power-play scoring and blocked shots as a senior... Totaled 60 points (7-53-60) and 134 PIM in 147 career games during four seasons with the University of Michigan (CCHA)...Named to the CCHA All-Tournament Team twice...Helped the Wolverines reach the NCAA Tournament four times and the 2008 NCAA Frozen Four...Named to the NCAA All-Regional Team.



## MILESTONES

**First NHL Game:** 12/9/10 vs. NYI

**First NHL Goal:** 12/28/10 at TBL

**Longest Goal Streak:** None

**Longest Assist Streak:** 2 Games (2X)  
12/3/-12/4/15

**Longest Point Streak:** 2 Games (2X)

3/3/-3/4/16

**Most Goals: Game:** 1 (9X) Last: 3/26/15  
at TOR

**Most Assists: Game:** 1 (14X) Last: 3/24/16  
at BOS

**Most Points: Game:** 2, 1/13/11 vs. BOS

**Most PIM: Game:** 4 (4X) Last: 3/26/16 at  
TBL

**Most Shots: Game:** 4,(4X) 4/4/16 at TOR

## REGULAR SEASON

SEASON	TEAM	LEAGUE	GP	G	A	P	+/-	PIM	PP	SH	GW
2004-2005	Sioux City	USHL	47	6	13	19	-2	91	4	0	1
2005-2006	Sioux City	USHL	56	6	10	16	1	99	4	0	2
2006-2007	University of Michigan	CCHA	35	1	3	4	-	24	-	-	-
2007-2008	University of Michigan	CCHA	42	2	15	17	-	36	-	-	-
2008-2009	University of Michigan	CCHA	25	1	12	13	-	24	-	-	-
2009-2010	University of Michigan	CCHA	45	3	23	26	-	50	-	-	-
2009-2010	Providence	AHL	6	1	2	3	-2	4	1	0	0
<b>2010-2011</b>	<b>Boston</b>	<b>NHL</b>	<b>38</b>	<b>5</b>	<b>5</b>	<b>10</b>	<b>9</b>	<b>12</b>	<b>0</b>	<b>0</b>	<b>1</b>
2010-2011	Providence	AHL	22	3	13	16	10	12	0	1	0
<b>2011-2012</b>	<b>Boston</b>	<b>NHL</b>	<b>10</b>	<b>0</b>	<b>2</b>	<b>2</b>	<b>6</b>	<b>4</b>	<b>0</b>	<b>0</b>	<b>0</b>
<b>2011-2012</b>	<b>Minnesota</b>	<b>NHL</b>	<b>13</b>	<b>2</b>	<b>1</b>	<b>3</b>	<b>-7</b>	<b>2</b>	<b>0</b>	<b>0</b>	<b>0</b>
2011-2012	Providence	AHL	12	1	3	4	-3	8	0	0	0
2011-2012	Houston	AHL	12	1	3	4	-3	8	0	0	0
2012-2013	Houston	AHL	55	4	17	21	-9	28	0	0	2
2013-2014	Iowa	AHL	69	6	20	26	-16	48	2	0	2
<b>2014-2015</b>	<b>Florida</b>	<b>NHL</b>	<b>25</b>	<b>2</b>	<b>2</b>	<b>4</b>	<b>-4</b>	<b>12</b>	<b>0</b>	<b>0</b>	<b>1</b>
2014-2015	San Antonio	AHL	42	8	11	19	-5	49	4	1	2
<b>2015-2016</b>	<b>Florida</b>	<b>NHL</b>	<b>47</b>	<b>0</b>	<b>4</b>	<b>4</b>	<b>5</b>	<b>26</b>	<b>0</b>	<b>0</b>	<b>0</b>
<b>NHL TOTALS</b>			<b>133</b>	<b>9</b>	<b>14</b>	<b>23</b>	<b>9</b>	<b>56</b>	<b>0</b>	<b>0</b>	<b>2</b>

## PLAYOFFS

SEASON	TEAM	LEAGUE	GP	G	A	P	PIM
2004-2005	Sioux City	USHL	13	2	5	7	12
2011-2012	Houston Aeros	AHL	4	0	0	0	2
2012-2013	Houston Aeros	AHL	5	1	1	2	9
<b>NHL TOTALS</b>			-	-	-	-	-

# 46 JAKUB KINDL

## DEFENSE • 46



### SHOOTS: LEFT

**HEIGHT:** 6'3" **WEIGHT:** 199

**BORN:** FEB. 10, 1987

**BIRTHPLACE:** SUMPERK, CZECH REP.

**DRAFTED:** 2005- 1st Round

(19th overall by Detroit)

**HOW ACQUIRED:** From Detroit in exchange for a 2017 6th round draft pick, Feb. 27, 2016

TEAM	GP	G	A	PTS	PIM
Anaheim	11	0	4	4	2
Arizona	14	1	4	5	10
Boston	12	0	1	1	8
Buffalo	9	1	3	4	4
Calgary	8	0	1	1	6
Carolina	10	1	0	1	4
Chicago	12	0	2	2	6
Colorado	12	0	2	2	2
Columbus	13	1	1	2	0
Dallas	9	2	1	3	13
Detroit	1	0	0	0	2
Edmonton	11	2	2	4	8
Florida	8	0	3	3	8
Los Angeles	11	0	1	1	6
Minnesota	11	0	3	3	6
Montreal	8	0	1	1	6
Nashville	17	1	2	3	14
New Jersey	8	1	0	1	2
NY Islanders	4	0	1	1	0
NY Rangers	6	1	1	2	2
Ottawa	14	0	3	3	6
Philadelphia	6	0	3	3	2
Pittsburgh	7	1	0	1	6
San Jose	11	1	1	2	2
St. Louis	12	2	2	4	6
Tampa Bay	10	0	3	3	4
Toronto	13	1	4	5	4
Vancouver	12	0	3	3	4
Washington	8	0	2	2	6
Winnipeg	4	0	0	0	4

**2015-16:** Registered an assist, Apr. 5 at MTL...Recorded three shots, Mar. 31 vs. NJD...Registered three hits, two shots and a blocked shot Mar. 12 vs. PHI...Recorded three hits and two shots Mar. 10 vs. OTT...Recalled by FLA Feb. 29...Recorded an assist Feb. 8 vs. FLA...Logged season-high 20:50 TOI Dec. 29 at WPG...Season-high six shots recorded Nov. 16 at OTT...Two-game point streak (1-1-2) Nov. 3-6...Scored 1st career OT goal (at any level) on Nov. 6 at TOR...Scored first goal of the season Oct. 27 vs. CAR...Recorded first point of the season (assist) Oct. 9 vs. TOR.

**2014-15:** Appeared in 35 games for Detroit and tallied 13 points, setting a new career high in goals (5-8-13)...Registered multiple points in five of the eight games he reached the scoresheet...Scored in back-to-back games for the first time in his career from 11/5-11/7...Notched his first two-goal game on 2/21 at Dallas when he scored twice in the span of 45 seconds...Logged 16:37 and recorded three shots on goal during Game 7 on 4/29 at Tampa Bay.

**2013-14:** Skated in a career-high 66 games for the Red Wings...Missed six games due to injury...Tied for third among Detroit blueliners with 19 points (2-17-19), besting his previous NHL best of 13...Ranked ninth on the club with 17:13 TOI and tied for seventh with seven power play points...Played a career-high 26:04 on 10/21 vs. San Jose...Registered his first career multi-point game (1-1-2) on 11/2 at Edmonton...Also registered multiple points on 11/15 vs. Washington (0-2-2), 3/22 at Minnesota (0-2-2), and 3/29 at Toronto (0-2-2)...Was a season-best +3 on 3/27 vs. Montreal and 4/13 at St. Louis...Tallied eight points (1-7-8) and a +9 rating over the final 13 regular-season games...Also debuted for the Czech men's national team at the IIHF World Championship in Minsk, Belarus, tallying three points (1-2-3) and a team-best +4 rating in 10 games.

**2012-13:** Appeared in 41 games for Detroit...Enjoyed a breakout season and matched his career high with 13 points (4-9-13) despite the shortened season...Posted a +15 rating, ranking second on the team...Tied for second among Red Wings defensemen in scoring...Averaged 18:33 TOI...Credited with 46 hits, second among Detroit blue-liners...Posted a pair of career-best three-game assist streaks, 2/13-2/19 and 3/22-3/25, which also matched his longest point streak...Tallied his first two game-winning goals on 2/7 at St. Louis and 3/7 vs. Edmonton...Set a career-high with a +4 rating on 3/16 at Vancouver...Appeared in all 14 of Detroit's playoff games...Contributed five points (1-4-5), ranking second among Red Wings defensemen...Tied for the team lead with a +4 rating...Averaged 17:43 TOI in the playoffs...Recorded an assist in his NHL postseason debut in Game 1 of the Western Conference Quarterfinals at Anaheim...Scored his first playoff goal with the game-winning tally in Game 4 of the Western Conference Semifinals vs. Chicago...Also appeared in 27 games with HC Pardubice in the Czech Republic's top league, registering 11 points (1-10-11).

**2011-12:** Skated in a career-high 55 games for Detroit...Finished the season with a career-high 13 points (1-12-13)...Collected a career-high 12 assists...Finished the season with a then career-high +7 rating...Appeared in his 100th career NHL game on 3/2 vs. Minnesota...Registered 61 hits and 32 blocked shots on the season...Sent a career-high 69 shots on goal...Averaged 14:03 TOI during the regular season...Credited with a season-high five hits on 1/25 at Montreal...Recorded his first career fighting major 11/12 vs. Dallas (Jamie Benn)...Did not dress for any of Detroit's five postseason games vs. Nashville.

**2010-11:** Appeared in a then career-high 48 games for Detroit...Winner of the 2010-11 Detroit Sports Broadcasters Association Rookie of the Year Award...Scored his first career goal on 1/20 at St. Louis...Notched his first career assist on Feb. 17 at Tampa Bay...Registered four points (2-2-4), 36 PIM and was -6 on the season...Sent to Grand Rapids on a conditioning loan on 12/8...Appeared in eight games for Grand Rapids, collecting five points (1-4-5)...Did not appear in any postseason games for Detroit.

**2009-10:** Made his NHL debut on 12/3 vs. Edmonton...Appeared in three games for Detroit...Did not register a point, had one shot on goal and was -2 in three games...Recorded 33 points (3-30-33) in 73 games with Grand Rapids (AHL).





**2008-09:** Posted three points (2-1-3) in 10 Calder Cup playoff games with Grand Rapids...Recorded 33 points (6-27-33) in 78 games.

**2007-08:** Played in first full professional season with Grand Rapids...Recorded 17 points (3-14-17) in 75 games

**2006-07:** Played in seven Calder Cup playoff games with Grand Rapids, recording two assists...Recorded 11 points (2-9-11) in nine OHL play-off games...Led all Kitchener defensemen with 55 points (11-44-55).

**2005-06:** Made professional debut with Grand Rapids, recording his first career point (assist) on April 8, at Syracuse... Finished third among all Kitchener players in points, leading all defensemen with 58 points (12-46-58).

**2004-05:** Recorded 14 points (3-11-14) in 62 games of his rookie season with Kitchener...Made OHL debut with Kitchener on Sept. 24 vs. London

## MILESTONES

**First NHL Game:** 12/3/09 vs. EDM

**First NHL Goal:** 1/20/11 at STL

**Longest Goal Streak:** 2 Games, 11/5-11/7/14

**Longest Assist Streak:** 3 Games (2X)  
Last: 3/22-3/28/13

**Longest Point Streak:** 3 Games (3X)  
3/22-3/28/13

**Most Goals: Game:** 2, 2/21/15 at DAL

**Most Assists: Game:** 2 (5X) Last:  
12/23/15 vs. BUF

**Most Points: Game:** 2 (9X) Last: 3/24/16

vs. ARI

**Most PIM: Game:** 6, 2/19/13 at NSH

**Most Shots: Game:** 6 (3X) Last: 11/16/15  
at OTT

## REGULAR SEASON

SEASON	TEAM	LEAGUE	GP	G	A	P	+/-	PIM	PP	SH	GW
2002-2003	HC Pardubice U17	CZR-U17	3	0	3	3	-	10	-	-	-
2002-2003	HC Pardubice JR	CZREP-JR.	27	0	3	3	-	46	-	-	-
2002-2003	HC CSOB Pojistovna Pardubice	CZREP	1	0	0	0	-	0	-	-	-
2003-2004	HC PardubiceU17	CZR-U17	2	0	1	1	-	6	-	-	-
2003-2004	HC Pardubice JR.	CZREP-JR.	48	4	14	18	-	108	-	-	-
2004-2005	Kitchener	OHL	62	3	11	14	-	92	-	-	-
2005-2006	Kitchener	OHL	60	12	46	58	7	112	9	0	-
2005-2006	Grand Rapids	AHL	3	0	1	1	-1	2	0	0	0
2006-2007	Kitchener	OHL	54	11	44	55	23	142	8	1	-
2006-2007	Grand Rapids	AHL	-	-	-	-	-	-	-	-	-
2007-2008	Grand Rapids	AHL	75	3	14	17	-34	82	2	0	-
2008-2009	Grand Rapids	AHL	78	6	27	33	-14	76	3	0	2
<b>2009-2010</b>	<b>Detroit</b>	<b>NHL</b>	<b>3</b>	<b>0</b>	<b>0</b>	<b>0</b>	<b>-2</b>	<b>0</b>	<b>0</b>	<b>0</b>	<b>0</b>
2009-2010	Grand Rapids	AHL	73	3	30	33	-4	59	1	0	0
<b>2010-2011</b>	<b>Detroit</b>	<b>NHL</b>	<b>48</b>	<b>2</b>	<b>2</b>	<b>4</b>	<b>-6</b>	<b>36</b>	<b>0</b>	<b>0</b>	<b>0</b>
2010-2011	Grand Rapids	AHL	8	1	4	5	-5	6	1	0	1
<b>2011-2012</b>	<b>Detroit</b>	<b>NHL</b>	<b>55</b>	<b>1</b>	<b>12</b>	<b>13</b>	<b>7</b>	<b>25</b>	<b>0</b>	<b>0</b>	<b>0</b>
<b>2012-2013</b>	<b>Detroit</b>	<b>NHL</b>	<b>41</b>	<b>4</b>	<b>9</b>	<b>13</b>	<b>15</b>	<b>28</b>	<b>1</b>	<b>0</b>	<b>2</b>
2012-2013	HC CSOB Pojistovna Pardubice	CZREP	27	1	10	11	-	26	-	-	-
<b>2013-2014</b>	<b>Detroit</b>	<b>NHL</b>	<b>66</b>	<b>2</b>	<b>17</b>	<b>19</b>	<b>-4</b>	<b>24</b>	<b>0</b>	<b>0</b>	<b>0</b>
<b>2014-2015</b>	<b>Detroit</b>	<b>NHL</b>	<b>35</b>	<b>5</b>	<b>8</b>	<b>13</b>	<b>2</b>	<b>22</b>	<b>2</b>	<b>0</b>	<b>0</b>
2014-2015	Grand Rapids	AHL	2	1	0	1	2	2	0	0	0
<b>2015-2016</b>	<b>Detroit</b>	<b>NHL</b>	<b>25</b>	<b>2</b>	<b>4</b>	<b>6</b>	<b>3</b>	<b>14</b>	<b>0</b>	<b>0</b>	<b>1</b>
<b>2015-2016</b>	<b>Florida</b>	<b>NHL</b>	<b>19</b>	<b>0</b>	<b>2</b>	<b>2</b>	<b>10</b>	<b>4</b>	<b>0</b>	<b>0</b>	<b>0</b>
	<b>NHL TOTALS</b>		<b>292</b>	<b>16</b>	<b>54</b>	<b>70</b>	<b>25</b>	<b>153</b>	<b>3</b>	<b>0</b>	<b>3</b>

## PLAYOFFS

SEASON	TEAM	LEAGUE	GP	G	A	P	PIM
2004-2005	Kitchener	OHL	12	0	0	0	22
2005-2006	Kitchener	OHL	5	1	0	1	10
2006-2007	Kitchener	OHL	9	2	9	11	8
2006-2007	Grand Rapids	AHL	7	0	2	2	0
2008-2009	Grand Rapids	AHL	10	2	1	3	2
<b>2012-2013</b>	<b>Detroit</b>	<b>NHL</b>	<b>14</b>	<b>1</b>	<b>4</b>	<b>5</b>	<b>10</b>
<b>2013-2014</b>	<b>Detroit</b>	<b>NHL</b>	<b>4</b>	<b>0</b>	<b>0</b>	<b>0</b>	<b>2</b>
<b>2014-2015</b>	<b>Detroit</b>	<b>NHL</b>	<b>1</b>	<b>0</b>	<b>0</b>	<b>0</b>	<b>0</b>
<b>2015-2016</b>	<b>Florida</b>	<b>NHL</b>	<b>1</b>	<b>0</b>	<b>0</b>	<b>0</b>	<b>0</b>
	<b>NHL TOTALS</b>		<b>20</b>	<b>1</b>	<b>4</b>	<b>5</b>	<b>12</b>

# 1 ROBERTO LUONGO

GOALTENDER • 1



**CATCHES:** LEFT

**HEIGHT:** 6'3" **WEIGHT:** 217

**BORN:** APRIL 4, 1979

**BIRTHPLACE:** MONTREAL, QC

**DRAFTED:** 1997- 1st Round

(4th overall by New York Islanders)

**HOW ACQUIRED:** From Vancouver, along with F Steven Anthony in exchange for F Shawn Matthias & G Jacob Markstrom on March 4, 2014

TEAM	GP	W	L	OTL	SV%	GAA	SO
Anaheim	27	9	12	3	0.903	3.02	2
Arizona	30	15	12	3	0.925	2.24	3
Boston	36	15	15	1	0.926	2.46	4
Buffalo	27	17	7	0	0.935	1.92	5
Calgary	44	26	14	3	0.917	2.53	1
Carolina	32	14	14	1	0.927	2.38	2
Chicago	34	16	13	3	0.93	2.17	5
Colorado	43	21	17	5	0.913	2.6	3
Columbus	26	13	6	7	0.915	2.19	4
Dallas	26	14	8	3	0.926	2.26	2
Detroit	37	16	15	5	0.917	2.88	0
Edmonton	45	27	12	4	0.915	2.28	4
Florida	7	4	1	2	0.946	1.8	1
Los Angeles	35	15	15	5	0.915	2.49	3
Minnesota	41	17	18	5	0.907	2.62	5
Montreal	36	14	14	4	0.921	2.47	2
Nashville	37	17	14	2	0.925	2.21	3
New Jersey	26	10	16	0	0.908	2.95	3
NY Islanders	28	10	11	3	0.919	2.62	0
NY Rangers	25	8	13	2	0.914	2.9	3
Ottawa	29	14	14	0	0.921	2.68	0
Philadelphia	22	9	9	2	0.919	2.81	1
Pittsburgh	30	14	9	5	0.91	2.8	4
San Jose	30	13	12	4	0.919	2.59	0
St. Louis	32	16	12	2	0.917	2.32	3
Tampa Bay	36	17	15	1	0.922	2.48	4
Toronto	32	20	8	0	0.926	2.23	2
Vancouver	7	2	2	2	0.91	2.63	0
Washington	36	20	10	0	0.926	2.29	2
Winnipeg	30	13	12	1	0.914	2.75	1

**2015-16:** Made 26 saves to earn his second win of the postseason, ECQF game four, Apr. 20 at NYI...Made 41 saves to earn his first playoff win with FLA, ECQF game two, Apr. 15 vs. NYI...Made FLA post-season debut in game one of ECQF, Apr. 14 vs. NYI. Finished season with FLA career-best (tied) 2.35 GAA...Finished season ranking sixth all-time in games played (926), seventh all-time in wins (436) and 11th all-time in shutouts (72)...Tied his own franchise record (2005-06) with 35th win of the season, April 9 vs. CAR...Made 34 saves to earn his 34th win of the season, April 5 at MTL...Made 25 saves to earn his 33rd win of the season, April 2 vs. MTL...Made 34 saves to earn his 31st win of the season, earning second all-time in franchise history for single season wins, March 24 at BOS...Made 32 saves for his 30th win of the season March 17 at TOR...Made 22 saves, 2/2 in the shootout March 12 vs. PHI...Stopped 26 shots to earn his 28th win of the season March 10 vs. OTT...Recorded 25th win of the season Feb. 20 vs. WPG...907th career game, passing G. Hall to claim sixth all-time, Feb. 12 vs. STL...Recorded 424th win to pass T. Esposito for seventh all-time and his franchise record ninth consecutive home win, Feb. 4 vs. DET...Made 27 saves to earn 72nd career shutout, passing H. Lumley/L.Chabot for 11th all-time, Jan. 22 vs. CHI...Played in his 900th career game Jan. 17 at TBL...Personal best/franchise high ninth consecutive win, Jan. 5 vs. BUF...71st career shutout to tie H. Lumley/L.Chabot (11th) Jan. 2 vs. NYR...883rd game to pass J. Vanbiesbrouck (eighth), 150th win w/FLA Nov. 29 at DET...408th career win to pass G. Hall to claim eighth all-time Nov. 27 vs. NYI...69th career shutout/407th win, tying G. Hall (eighth) Nov. 16 vs. TBL...Passed G. Fuhr (9th) in wins (404 W) Oct. 27 vs. COL...402nd career win, passed C. Osgood to claim 10th all-time Oct. 10 vs. PHI.

**2014-15:** Finished season ranking first among active NHL goaltending leaders in games played (864), wins (401), shutouts (68) and saves (23,441)...Earned his 401st career win, tying C. Osgood for 10th all-time Apr. 9 vs. BOS...Earned his his 400th career win April 2 vs. CAR...Made 23,000th save of his career Feb. 10 vs. ANA...Represented Florida at 2015 All-Star Game Jan. 25...Passed J. Plante for 11th all-time in games played (383) Jan. 17 vs. EDM...Passed D. Hasek for 11th all-time in career wins (390) Jan. 11 at EDM...Earned 68th career shutout passing R. Warters for 13th all-time in career shutouts Jan. 2 at BUF...Earned his 386th career win passing M. Vernon for 12th all-time Dec. 22 vs. PIT...Stopped 15/20 shooters in NHL record breaking 20-round shootout Dec. 16 vs. WSH...Passed E. Belfour placing fourth all-time in career saves (22,234) Dec. 6 vs. BUF...Stopped a season high 48/50 shots Nov. 22 at NSH...Recorded 376th career win to pass J. Vanbiesbrouck for 13th all-time in career wins Oct. 21 at COL...Recorded 67th career shutout passing P. Roy for 13th all-time Oct. 17 at BUF...Made season debut Oct. 9 at TBL.

**2013-14:** Ranks as Florida's all-time goaltending leader in games played (392), wins (142), shutouts (29) and saves (11,168)... Played in his 800th career NHL game Apr. 4 vs. CGY...Stopped 37 shots in a win March 25 vs. OTT...Made season-high 52 saves earning a win March 18 at SJS...Made 28 saves in win March 14 vs. NJD...Stopped 25 shots for his 66th career NHL shutout and 27th with Panthers in his return to Cats lineup Mar. 6 vs BUF...Acquired by Florida on March 4 via a four player trade with Vancouver...Posted a 19-16-6 record with a 2.38 GAA with the Canucks...Stopped 46 shots on Jan. 4 at LAK...Won five straight games Dec. 3-14...Recorded a shutout on Dec. 13 vs. EDM.



**2012-13:** Appeared in 20 games in net, posting a record of (9-6-3), two shutouts and 2.56 goals-against- average...Played his 400th game with Vancouver, March 16 vs DET...Posted second shutout of the season and 62nd of his career to tie Toronto's Turk Broda on Feb. 22 at NSH.

**2011-12:** Posted a 31-14-8 record with a 2.41 GAA in 55 games played...Won the Mike's Three Star Award for the 2011-12 season...Did not lose in regulation in 10 consecutive games played (7-0-3), Jan. 17-Feb. 18...Moved into first place in Vancouver franchise history for most wins, collecting his 212th in just 364 games (the previous record was held by Kirk McLean who accomplished the feat of 211 wins in 516 games), Jan. 21 vs SJ...Played in his 700th career game, Jan. 4 vs MIN.

**2010-11:** Posted a record of 38-15-7 and a 2.11 GAA in 60 games played...Won the Jennings Trophy, alongside Cory Schneider, for the first time in franchise history...Ranked tied for first in the NHL with 38 victories this season...Has won 30 or more games in six consecutive seasons...Became the 25th goaltender in NHL history to reach the 300-win milestone, the sixth youngest to reach the mark (at the age of 31 years and 335 days) and the 16th fastest to reach the mark, Mar. 5 at LA...Did not lose in regulation in 21 consecutive starts (16-0-5), Dec. 8-Feb. 12...Posted a record of 15-10-4 in 25 playoff games...Backstopped the Canucks to the Stanley Cup Final...Recorded four shutouts in postseason, ranking second in the NHL.

**2009-10:** Produced the second highest win total of his career with 40 victories...Posted 30+ wins for the fifth consecutive season...Finished the season with 51 career shutouts, ranking second among active goaltenders and tied for 20th for the most in League history...Appeared in his 600th career game, becoming the fourth youngest goaltender and only the 37th goaltender in League history to reach the mark, March 9 at COL...Established his longest undefeated streak in regulation, producing a record of 7-0-2, Dec. 22-Jan. 9...Posted his 50th career shutout in a milestone outing that also saw Alex Burrows record a hat trick; this game marked only the second game in franchise history that the Canucks have recorded a shutout and hat trick in a single game, Jan. 7 vs PHX.

**2008-09:** Advanced to the WCSF for the second time in his career, posting a record of 11-11 in the 2009 Stanley Cup Playoffs...Recorded his first career shutout in the postseason...Posted 30+ wins for the fourth consecutive season...Tied for fourth among active goaltenders with 47 career shutouts and second in the League with nine shutouts this season...Established a new franchise record for shutouts in a season (9)...Owned the second longest winning streak this season (eight wins) 8-0-0 and second longest winning streak for a goaltender in franchise history, Feb. 3-21...Set a new career shutout sequence, playing 242:36 without allowing an opposition goal (franchise record and second longest streak in the modern NHL), Nov. 4-12.

**2007-08:** Has played three consecutive seasons with 35 or more wins...Set a Canucks record for longest consecutive shutout streak (over three complete games, 210:34 minutes Nov. 23-Dec. 2nd)...Named NHL's second star for November, posting an 8-2-2 record, 1.56 GAA, .940 save percentage and four shutouts... Named second star posting a season-high 49 saves on 51 shots for the shootout victory, Feb. 21 at NSH... Posted third consecutive shutout stopping 26 shots (turned away a combined 79 shots over three games).

**2006-07:** Set new League record for most shots faced by a goaltender and most shots faced in his NHL Playoff debut (76), tying for the second highest number of saves all-time (72)... Played in the franchise's longest game in playoff history at 138:06 minutes...Set career highs for wins (47) and longest undefeated streak (eight games: 6-0-2 from March 13-29)...Finished second in the NHL in wins (47)...Ranked tied for sixth in the League for GAA (2.29) and shutouts (5) and was fourth in the League in save percentage (.921)... Finalist for the Vezina Trophy, Hart Trophy and Lester B. Pearson Award...Posted 39th win, named second star and set a new franchise record for wins by a Vancouver goaltender in a single season, March 9 at SJS... Set new single-season career high after posting his 36th win, March 1 vs PHX...Won 30th game of the season and set new franchise record becoming first Canucks goalie to win 30 games in his first season with the club, Feb. 6 at EDM...Named NHL's 'Third Star' for January after posting an 8-1-2 record, 1.86 GAA, .945 save percentage and one shutout in 11 games played...Recorded 30th career shutout making 30 saves and was named first star, Jan. 16 at MTL.

**2005-06:** et a Panthers franchise record with his 107th career win, April 13 at OTT.

**2004-05:**Represented Team Canada at the World Championships and World Cup.

**2003-04:** Set NHL records for saves (2,303) and shots against (2,475)...Ranked third among NHL goaltenders in save percentage (.931), third in minutes (4,252), fourth in games played (72) and fifth in shutouts (7)...Set career highs in wins (25), becoming only the second Panthers goaltender to record as many as 25 wins in a season (John Vanbiesbrouck)...Finished the season as the NHL's active shutout leader prior to turning 25 years old, with 23, topping Martin Brodeur's 22...Finalist for the Vezina Trophy and Lester B. Pearson Award... Posted franchise record seventh shutout of the season with 29 saves March 2 at WSH in a 1-0 win.

**2002-03:** Broke his own franchise record with a 144:51 scoreless streak, Jan. 20 vs MTL.

**2001-02:** Finished 16-33-4 in 58 games with four shutouts, a 2.77 GAA and .915 SV%...Suffered torn ligament in right ankle March 20 vs.

# 1 ROBERTO LUONGO

MTL and missed the final 13 games of the season...Set Panthers records with 57 saves and 60 shots faced in 3-2 OTL vs. DET Feb. 27...Made 37 saves for Team Melrose to win inaugural NHL YoungStars Game at All-Star weekend in LAK on Feb. 1...Posted 23-save, 2-0 shutout vs. CBJ on Dec. 5...Stopped 30 shots in 6-0 shutout vs. ANA Nov. 21...Made 44 saves in 1-0 OT loss at MTL Nov. 17...Posted 2-0 shutout vs. PIT Nov. 7 (17 saves)...Recorded 5-0 shutout at TBL Oct. 7 (28 saves).

**2000-01:** Tied for sixth in the NHL in save percentage and tied the second-best save percentage for a rookie in NHL history (Manny Fernandez, 1999.00)...Made 21 saves to earn his first win as a Panther Nov. 25, 2-1 vs TB in OT – the first victory by a rookie goalie in Panthers history...Became the first rookie in Panthers history to record a shutout with 0-0 tie (20 saves), Oct. 22 at MIN.

**1999-00:** Completed his first NHL season...Stopped first career NHL penalty shot (Dan Kesa), Jan. 13 at TBL...Made career-high 46 saves Dec. 19 in 5-3 win vs NJD.

**1998-99:** Won Quebec League title with Acadie-Bathurst and led all QMJHL goaltenders in playoff games played (23), wins (16) and minutes (1,400), finishing 16-6 overall in the postseason through the Memorial Cup Finals.

**1997-98:** Drafted first round, fourth overall in the 1997 NHL Draft by the NYI, making him the highest drafted goaltender in NHL history...Won the QMJHL title with Val d'Or, appearing in 17 playoff games, posting a 14-3 record and a 2.18 GAA.

## INTERNATIONAL

**2014:** Won a Gold Medal with Team Canada in the 2014 Sochi Olympic Winter Games.

**2010:** Won a Gold Medal with Team Canada in the 2010 Vancouver Olympic Games posting an undefeated 5-0-0 record, earning one shutout in the tournament. **2006:** Represented Team Canada at the 2006 Torino Winter Olympic Games. **2005:** Won Silver Medal with Team Canada at the 2005 World Championship. **2004:** Won the 2004 World Cup of Hockey with Team Canada...Won Gold Medal with Team Canada at the 2004 World Championship posting a 5-1-1 record with one shutout. **2003:** Won Gold Medal with Team Canada at 2003 World Championship. **2001:** Represented Team Canada at 2001 World Championship. **1999:** Represented Team Canada at the 1999 World Junior Championship, finished with a 4-2-1 record. **1998:** Was a member of Team Canada at the 1998 World Junior Championship.

PANTHERS



# REGULAR SEASON

SEASON	TEAM	GP	W	L	T	OT	SO	GA	SA	SV%	GAA	MIN
1994-1995	Montreal-Bourassa-QAAA	25	10	14	0	-	0	1,465	-	-	3.85	94
1995-1996	Val-D'Or Foreurs-QMJHL	23	6	11	4	-	0	74	-	-	3.7	1,201
1996-1997	Val-D'Or Foreurs-QMJHL	60	32	22	2	-	2	171	-	-	3.1	3,305
1997-1998	Val-D'Or Foreurs-QMJHL	54	27	20	5	-	7	157	1,704	0.908	3.09	3,046
1998-1999	Val-D'Or Foreurs-QMJHL	21	6	10	2	-	1	77	783	0.902	3.93	1,176
1998-1999	Acadie-Bathurst Titan-QMJHL	22	14	7	1	-	0	74	863	0.914	3.31	1,340
1999-2000	NY Islanders	24	7	14	1	-	1	70	730	0.904	3.25	1,292
1999-2000	Lowell Lock Monsters-AHL	26	10	12	4	-	1	74	807	0.908	2.93	1,517
2000-2001	Florida	47	12	24	7	-	5	107	1,333	0.92	2.44	2,628
2000-2001	Louisville Panthers-AHL	3	1	2	0	-	0	10	121	0.917	3.38	178
2001-2002	Florida	58	16	33	4	-	4	140	1,653	0.915	2.77	3,030
2002-2003	Florida	65	20	34	7	-	6	164	2,011	0.918	2.71	3,627
2003-2004	Florida	72	25	33	14	-	7	172	2,475	0.931	2.43	4,252
2005-2006	Florida	75	35	30	-	9	4	213	2,488	0.914	2.97	4,305
2006-2007	Vancouver	76	47	22	-	6	5	171	2,169	0.921	2.29	4,490
2007-2008	Vancouver	73	35	29	-	9	6	168	2,029	0.917	2.38	4,233
2008-2009	Vancouver	54	33	13	-	7	9	124	1,542	0.92	2.34	3,181
2009-2010	Vancouver	68	40	22	-	4	4	167	1,915	0.913	2.57	3,899
2010-2011	Vancouver	60	38	15	-	7	4	126	1,753	0.928	2.11	3,590
2011-2012	Vancouver	55	31	14	-	8	5	127	1,577	0.919	2.41	3,162
2012-2013	Vancouver	20	9	6	-	3	2	51	551	0.907	2.56	1,197
2013-2014	Vancouver	42	19	16	-	6	3	96	1,157	0.917	2.38	2,418
2013-2014	Florida	14	6	7	-	1	1	33	432	0.924	2.46	804
2014-2015	Florida	61	28	19	-	12	2	138	1,743	0.921	2.35	3,528
2015-2016	Florida	62	35	19	-	6	4	141	1,801	.922	2.35	3,602
NHL TOTALS		926	436	350	33	78	72	2,208	27,359	.919	2.49	53,239

# PLAYOFFS

SEASON	TEAM	GP	W	L	SO	GA	SA	SV%	GAA	MIN
1995-1996	Val-D'Or Foreurs-QMJHL	3	0	1	0	5	-	-	4.41	68
1996-1997	Val-D'Or Foreurs-QMJHL	13	8	5	0	44	-	-	3.4	777
1997-1998	Val-D'Or Foreurs-QMJHL	17	14	3	2	37	-	-	2.18	1,019
1998-1999	Acadie-Bathurst Titan-QMJHL	23	16	6	0	64	756	.915	2.74	1,400
1999-2000	Lowell Lock Monsters-AHL	6	3	3	0	18	222	.919	3.01	359
2006-2007	Vancouver	12	5	7	0	25	427	.941	1.77	847
2008-2009	Vancouver	10	6	4	1	26	304	.914	2.52	618
2009-2010	Vancouver	12	6	6	0	38	362	.895	3.22	707
2010-2011	Vancouver	25	15	10	4	61	711	.914	2.56	1,427
2011-2012	Vancouver	2	0	2	0	7	64	.891	3.59	117
2015-2016	Florida	6	2	4	0	15	227	.934	2.05	438
NHL TOTALS		70	34	35	5	178	2,166	.918	2.49	4,295

# MILESTONES

First NHL Game: 11/28/99 at BOS

First NHL Win: 11/28/99 at BOS

First NHL Shutout: 12/27/99 vs. BOS

Most Saves: Game: 57, 2/27/02 vs. DET

Most Goals Allowed: Game: 9, 12/30/99 at PIT

Most Shots Faced: Game: 60, 2/27/02

vs. DET

Longest Win Streak: 9 wins, 12/15-1/7/16



# 81 JONATHAN MARCHESSAULT

CENTER • 81



**SHOOTS:** RIGHT

**HEIGHT:** 5'9" **WEIGHT:** 174

**BORN:** DEC 27, 1990

**BIRTHPLACE:** CAP-ROUGE, QC

**DRAFTED:** Undrafted

**HOW ACQUIRED:** Signed as an unrestricted free agent on July 1, 2016.

TEAM	GP	G	A	PTS	PIM
Anaheim	2	2	0	2	2
Arizona	2	0	0	0	0
Boston	4	1	0	1	0
Calgary	1	0	0	0	0
Carolina	1	0	1	1	0
Chicago	1	0	0	0	0
Colorado	1	0	0	0	0
Columbus	2	1	2	3	0
Detroit	2	0	0	0	0
Florida	3	0	0	0	0
Los Angeles	2	0	1	1	2
Minnesota	2	0	0	0	0
Montreal	4	0	0	0	5
New Jersey	1	0	0	0	0
NY Islanders	2	0	2	2	0
NY Rangers	3	1	1	2	2
Ottawa	2	0	1	1	2
Philadelphia	1	0	0	0	0
Pittsburgh	1	0	2	2	0
San Jose	2	0	0	0	2
St. Louis	1	0	0	0	0
Toronto	4	1	0	1	2
Vancouver	1	1	0	1	0
Washington	3	0	1	1	0
Winnipeg	1	1	0	1	0

**2015-16:** Set career highs for games played (45), goals (7), assists (11), points (18) and penalty minutes (17)...Finished third on the Bolts for power-play goals (4) and tied for seventh for power-play points (7)... Fourth on the Lightning for average power-play TOI (2:52)...Tallied two assists March 25 vs. NYI (Third multi-assist/point game of season and career)...Recorded a career-best six-game point streak (3-4-7, Dec. 14-26)...Had two assists Dec. 26 vs. CBJ for the first multi-point game of his career...Recorded first NHL assist and converted Bolts' first shootout attempt of season Nov. 25 vs. LAK...Made Lightning season debut Oct. 29 vs. COL...Skated in 11 games with AHL Syracuse, tallying six goals and three assists.

**2014-15:** Skated in two games with the Lightning during the regular season, recording 1 goal...Scored his first career NHL goal in the Lightning's season finale on 4/11 against BOS (Rask)...Skated in 2 Stanley Cup Playoffs games, including 1 in the Eastern Conference Final against NYR...Played in 68 games with Syracuse during the regular season, leading the club for assists (43) and points (67)...Ranked second on the team for goals with 24...Ranked sixth in the AHL for assists...Appeared in three postseason games with the Crunch.

**2013-14:** Skated in 77 AHL games with Springfield and Syracuse, posting 23 goals and 56 points...Played in 56 games with Springfield... Led all Falcon skaters for games played, points and power-play goals prior to being traded to the Crunch... Skated in 21 games for the Crunch, posting 9 goals and 15 points to go along with 8 PIM

**2012-13:** Played in two games with the Blue Jackets...Skated in his first career NHL game on 1/31 vs. STL...Skated in 74 games with Springfield, collecting 21 goals and 67 points...Led the Falcons for goals, assists (46) and points...Named to AHL First All-Star Team...Started at the 2013 AHL All-Star Classic.

**2011-12:** Played in 76 games in his first pro season with Connecticut, posting 24 goals and 64 points...Ranked tied for first on the Whale for points and led all skaters for assists with 40...Junior

**2010-11:** Led all Remparts skaters for points with 95 and goals with 40...Posted a team-high 33 points in 18 playoff games...

**2009-10:** Ranked third on Quebec for points with 71... Led the Remparts for assists (11) during the postseason.

**2008-09:** Skated in 62 games for Quebec, recording 18 goals and 53 points...Recorded a career-high 75 penalty minutes.

**2007-08:** Played in his first season in the QMJHL, registering 10 goals and 20 points.



## MILESTONES

**First NHL Game:** 1/31/13 vs. STL

**First NHL Goal:** 4/11/15 vs. BOS

**Longest Goal Streak:** 2 games, 12/14-12/15/15

**Longest Assist Streak:** 2 games, (2X)  
Last: 2/20-2/21/16

**Longest Point Streak:** 6 games, 12/14-12/26/15

**Most Goals: Game:** 1 (8X) Last: 2/18/16  
vs. WPG

**Most Assists: Game:** 2 (3X) Last: 3/25/16  
vs. NYI

**Most Points: Game:** 2 (3X) Last: 3/25/16  
vs. NYI

**Most PIM: Game:** 5, 3/31/16 vs. MTL

**Most Shots: Game:** 6, 3/19/16 vs. ARI

## REGULAR SEASON

SEASON	TEAM	LEAGUE	GP	G	A	P	+/-	PIM	PP	SH	GW
2007-2008	Quebec	QMJHL	56	10	10	20	5	18	--	--	--
2008-2009	Quebec	QMJHL	62	18	35	53	31	75	--	--	--
2009-2010	Quebec	QMJHL	68	30	41	71	24	54	--	--	--
2010-2011	Quebec	QMJHL	68	40	55	95	33	41	--	--	--
2011-2012	Connecticut	AHL	76	24	40	64	1	50	--	--	--
<b>2012-2013</b>	<b>Columbus</b>	<b>NHL</b>	<b>2</b>	<b>0</b>	<b>0</b>	<b>0</b>	<b>-1</b>	<b>0</b>	<b>0</b>	<b>0</b>	<b>0</b>
2013-2014	Springfield	AHL	56	14	27	41	-7	51	7	0	4
2013-2014	Syracuse	AHL	21	9	6	15	-3	8	1	3	1
<b>2014-2015</b>	<b>Tampa Bay</b>	<b>NHL</b>	<b>2</b>	<b>1</b>	<b>0</b>	<b>1</b>	<b>1</b>	<b>0</b>	<b>0</b>	<b>0</b>	<b>0</b>
2014-2015	Syracuse	AHL	68	24	43	67	7	38	6	1	4
<b>2015-2016</b>	<b>Tampa Bay</b>	<b>NHL</b>	<b>45</b>	<b>7</b>	<b>11</b>	<b>18</b>	<b>-10</b>	<b>17</b>	<b>4</b>	<b>0</b>	<b>1</b>

## PLAYOFFS

SEASON	TEAM	GP	G	A	P	PIM
2007-2008	Quebec	11	1	0	1	6
2008-2009	Quebec	14	2	4	6	10
2009-2010	Quebec	9	3	11	14	14
2010-2011	Quebec	18	11	22	33	12
2011-2012	Connecticut	9	4	0	4	26
2012-2013	Springfield	8	0	3	3	8
<b>2014-2015</b>	<b>Tampa Bay</b>	<b>2</b>	<b>0</b>	<b>0</b>	<b>0</b>	<b>0</b>
2014-2015	Syracuse Crunch	3	0	0	0	0
<b>2015-2016</b>	<b>Tampa Bay</b>	<b>5</b>	<b>0</b>	<b>1</b>	<b>1</b>	<b>6</b>

# 17 DEREK MACKENZIE

## CENTER • 17



### SHOOTS: LEFT

**HEIGHT:** 5'11" **WEIGHT:** 181

**BORN:** JUNE 11, 1981

**BIRTHPLACE:** SUDBURY, ON

**DRAFTED:** 1999- 5th Round  
(128th overall by Atlanta)

**HOW ACQUIRED:** Signed as an  
unrestricted free agent on July 1, 2014.

TEAM	GP	G	A	PTS	PIM
Anaheim	18	1	2	3	12
Arizona	13	2	6	8	14
Boston	14	1	2	3	4
Buffalo	17	3	5	8	6
Calgary	18	0	5	5	15
Carolina	16	3	4	7	10
Chicago	22	4	2	6	5
Colorado	16	2	3	5	19
Columbus	7	0	0	0	2
Dallas	16	0	1	1	0
Detroit	27	4	1	5	29
Edmonton	16	2	2	4	0
Florida	7	0	1	1	9
Los Angeles	14	1	2	3	4
Minnesota	15	1	0	1	0
Montreal	14	1	1	2	11
Nashville	25	0	0	0	14
New Jersey	13	1	0	1	8
NY Islanders	9	0	0	0	4
NY Rangers	13	1	0	1	13
Ottawa	15	1	1	2	5
Philadelphia	11	1	0	1	8
Pittsburgh	16	2	1	3	12
San Jose	19	1	2	3	8
St. Louis	20	6	3	9	13
Tampa Bay	17	1	2	3	13
Toronto	10	0	2	2	2
Vancouver	14	0	1	1	8
Washington	13	2	1	3	8
Winnipeg	8	1	3	4	0

**2015-16:** Recorded an assist on game-winning goal, ECQF game four, Apr. 20 at NYI...Led FLA with 54.8 faceoff win percentage, ranked second with 154 hits, ranked fourth in faceoff wins (439)...Led FLA with five hits, April 2 vs. MTL...Returned to lineup after missing seven games due to injury, recorded two hits, March 31 vs. NJD...Registered three hits and two blocked shots March 12 vs. PHI...Recorded an assist Feb. 25 vs. ARI...Scored sixth goal of the season, reaching highest goal and point totals (12) as a Panther, Feb. 12 vs. STL...Led FLA with four hits (tied) and five PIM for fighting Feb. 8 at DET...Led FLA with six shots (tied) Feb. 6 vs. PIT...Scored the game-winning goal Feb. 4 vs. DET...Registered three hits Jan. 26 vs. TOR...Five PIM for fighting Jan. 17 at TBL...Scored a goal (GWG) and an assist Jan. 5 at BUF...Recorded an assist Dec. 8 vs. OTT...Scored two goals Dec. 1 at STL...Recorded an assist, led Florida with a 75.0 FOW% Nov. 4 at ANA...Played in 400th career game and registered season-high 8 hits Oct. 31 vs. WSH...Recorded assists in back-to-back games (Oct. 24-27)...Scored first goal of the season Oct. 20 at PIT...Registered first point of the season (assist) Oct. 13 at CAR.

**2014-15:** Led team in hits and blocked shots...One of two Panther players to appear in all 82 games...Playing April 11 vs. NJD, Mackenzie played in full 82-game season for the first time...Recorded fifth goal of the season March 12 vs. WPG...Recorded first multi-point game of the season (1-1-2) Feb. 28 vs. BUF...Scored third goal of season Dec. 16 vs. WSH...Recorded team-high six hits Nov. 26 vs. CAR...Scored second goal of season with two hits and three blocked shots Nov. 11 vs. SJS...Played a season high 20:34 TOI Nov. 4 at BOS...Registered an assist, a plus-one rating, two PIM, three hits and one blocked shot Oct. 30 vs. ARI...Recorded five PIM, two shots and three hits Oct. 21 at COL...Led team with a season high seven hits Oct. 13 vs. OTT...Hit a two-game point streak (1-1-2) from Oct. 9-11...Recorded his first goal as a Panther on the power play and recorded a team leading five hits Oct. 11 vs. NJD...Recorded an assist in Panthers debut and a team-leading 62% on faceoffs Oct. 9 at TBL...Named Alternate Captain of the Panthers on Oct. 6.

**2013-14:** Made NHL postseason debut...Matched career high with nine goals... Led CBJ in hits (241, 11th in NHL)... Skated in 300th career NHL game on April 1 vs. COL... Had career-best three-game goal scoring streak from Jan. 23-27.

**2012-13:** Finished with a positive plus/minus rating for the fourth consecutive season...Led the Blue Jackets in hits (122) and face-off winning pct. (59.4)...Registered fifth career multi-point game (0-2-2) on Mar. 22 vs. CGY...Scored a goal and recorded his sixth career fighting major on Feb. 16 at PHX...Skated in 200th game of his NHL career on Feb. 21 at DET

**2011-12:** Recorded the game winning goal Mar. 5 vs. PHX...Registered an assist Mar. 3 at PHX...Scored a goal Feb. 28 vs. DET...Recorded an assist Feb. 12 vs. ANA...Scored game winning goal Jan. 27 vs. EDM...Recorded season-high 12 PIMs Jan. 8 at ANA...Registered an assist Dec. 26 at CHI...Recorded a goal Dec. 18 at STL...Posted an assist Dec. 10 vs. BOS...Recorded assists in back-to-back games Dec. 2 at EDM and Dec. 1 at CGY...Notched a goal Nov. 17 at BOS...Scored a goal Oct. 29 at CHI...Scored first goal of the season Oct. 25 vs. DET...Posted an assist Oct.10 vs. VAN.

**2010-11:** Played in his 100th career game Feb. 1, 2011 vs. COL...Recorded nine goals and 14 assists in 63 games with the Columbus Blue Jackets.

**2009-10:** Registered 1-3-4 and +3 in 18 games with Columbus... Added





17-30-47 and 30 penalty minutes in 47 games with Syracuse (AHL)... Ranked first (tied) in the AHL and led the team in shorthanded goals (5)... Ranked second on the team in assists, third in points and third (tied) in goals... Recorded 12 multi-point games including a four-assist game on Mar. 5 vs. Wilkes-Barre/Scranton.

**2008-09:** Made season debut for Columbus Jan.13 vs. COL recording a shot and two PIM...Played 64 games for SYR (AHL) registering 52 points (22-30-52).

**2007-08:** Played in 17 games with Blue Jackets...Recorded a goal and four PIM March 9 vs. TBL...Registered a goal and two shots March 30 at CHI...Played in 62 games for Syracuse (AHL) recording 49 points (25-24-49).

**2006-07:** Played in four games for Atlanta ...Registered 37 points (14-23-37) in 52 games for CHI (AHL).

**2005-06:** Appeared in 11 games for Thrashers...Recorded an assist and two PIM April 8 vs. CAR...Registered 22 points (10-12-22) in 36 games for CHI (AHL).

**2004-05:** Skated in 78 games with CHI (AHL) recording 33 points (13-20-33).

**2003-04:** Played in 12 games with the Thrashers...registered four PIMs Feb.29 vs. NYR...recorded his first career point with an assist Feb. 25 vs. TBL...Played in 63 games for CHI (AHL) recording 35 points (19-16-35).

**2002-03:** Skated in 80 games with CHI (AHL) registering 32

## MILESTONES

**First NHL Game:** 4/12/02 at CBJ

**First NHL Goal:** 3/9/08 vs. TBL

**Longest Goal Streak:** Three Games, 1/23 -1/27/14

**Longest Assist Streak:** Two Games (4X), 12/1-12/2/11

**Longest Point Streak:** Three Games, (2X) Last: 1/23 - 1/27/14

**Most Goals: Game:** 2 (2X) Last: 12/1/15 at STL

**Most Assists: Game:** 2 (4X)] Last: 1/11/14 at WPG

**Most Points: Game:** 2 (10X), Last: 1/5/16 at BUF

**Most PIM: Game:** 12, 1/8/12 at Anaheim

**Most Shots: Game:** 6, 2/6/15 vs. Pittsburgh

## REGULAR SEASON

SEASON	TEAM	LEAGUE	GP	G	A	P	+/-	PIM	PP	SH	GW
1996-1997	Rayside-Balfour Sbrcats	NOJHA	40	23	32	55	-	40	-	-	-
1997-1998	Sudbury	OHL	59	9	11	20	-	26	-	-	-
1998-1999	Sudbury	OHL	68	22	65	87	-	74	-	-	-
1999-2000	Sudbury	OHL	68	24	33	57	1	110	5	4	2
2000-2001	Sudbury	OHL	62	40	49	89	25	89	8	5	-
<b>2001-2002</b>	<b>Atlanta</b>	<b>NHL</b>	<b>1</b>	<b>0</b>	<b>0</b>	<b>0</b>	<b>-1</b>	<b>2</b>	<b>0</b>	<b>0</b>	<b>0</b>
2001-2002	Chicago	AHL	68	13	12	25	0	80	0	3	3
2002-2003	Chicago	AHL	80	14	18	32	14	97	0	4	2
<b>2003-2004</b>	<b>Atlanta</b>	<b>NHL</b>	<b>12</b>	<b>0</b>	<b>1</b>	<b>1</b>	<b>0</b>	<b>10</b>	<b>0</b>	<b>0</b>	<b>0</b>
2003-2004	Chicago	AHL	63	19	16	35	8	67	0	2	2
2004-2005	Chicago	AHL	78	13	20	33	5	87	0	6	1
<b>2005-2006</b>	<b>Atlanta</b>	<b>NHL</b>	<b>11</b>	<b>0</b>	<b>1</b>	<b>1</b>	<b>0</b>	<b>8</b>	<b>0</b>	<b>0</b>	<b>0</b>
2005-2006	Chicago	AHL	36	10	12	22	-3	48	4	1	2
<b>2006-2007</b>	<b>Atlanta</b>	<b>NHL</b>	<b>4</b>	<b>0</b>	<b>0</b>	<b>0</b>	<b>1</b>	<b>0</b>	<b>0</b>	<b>0</b>	<b>0</b>
2006-2007	Chicago	AHL	52	14	23	37	14	62	1	5	2
<b>2007-2008</b>	<b>Columbus</b>	<b>NHL</b>	<b>17</b>	<b>2</b>	<b>0</b>	<b>2</b>	<b>-2</b>	<b>8</b>	<b>0</b>	<b>0</b>	<b>0</b>
2007-2008	Syracuse	AHL	62	25	24	49	6	46	8	5	-
<b>2008-2009</b>	<b>Columbus</b>	<b>NHL</b>	<b>1</b>	<b>0</b>	<b>0</b>	<b>0</b>	<b>-1</b>	<b>2</b>	<b>0</b>	<b>0</b>	<b>0</b>
2008-2009	Syracuse	AHL	64	22	30	52	0	50	9	1	4
<b>2009-2010</b>	<b>Columbus</b>	<b>NHL</b>	<b>18</b>	<b>1</b>	<b>3</b>	<b>4</b>	<b>3</b>	<b>0</b>	<b>0</b>	<b>0</b>	<b>0</b>
2009-2010	Syracuse	AHL	47	17	30	47	-4	30	4	5	1
<b>2010-2011</b>	<b>Columbus</b>	<b>NHL</b>	<b>63</b>	<b>9</b>	<b>14</b>	<b>23</b>	<b>14</b>	<b>22</b>	<b>0</b>	<b>1</b>	<b>1</b>
<b>2011-2012</b>	<b>Columbus</b>	<b>NHL</b>	<b>66</b>	<b>7</b>	<b>7</b>	<b>14</b>	<b>4</b>	<b>40</b>	<b>1</b>	<b>2</b>	<b>2</b>
<b>2012-2013</b>	<b>Columbus</b>	<b>NHL</b>	<b>43</b>	<b>3</b>	<b>5</b>	<b>8</b>	<b>1</b>	<b>36</b>	<b>0</b>	<b>0</b>	<b>0</b>
<b>2013-2014</b>	<b>Columbus</b>	<b>NHL</b>	<b>71</b>	<b>9</b>	<b>9</b>	<b>18</b>	<b>0</b>	<b>47</b>	<b>0</b>	<b>2</b>	<b>0</b>
<b>2014-2015</b>	<b>Florida</b>	<b>NHL</b>	<b>82</b>	<b>5</b>	<b>6</b>	<b>11</b>	<b>-17</b>	<b>45</b>	<b>1</b>	<b>0</b>	<b>0</b>
<b>2015-2016</b>	<b>Florida</b>	<b>NHL</b>	<b>64</b>	<b>6</b>	<b>7</b>	<b>13</b>	<b>7</b>	<b>36</b>	<b>0</b>	<b>0</b>	<b>3</b>
<b>NHL TOTALS</b>			<b>453</b>	<b>42</b>	<b>53</b>	<b>95</b>	<b>9</b>	<b>256</b>	<b>2</b>	<b>5</b>	<b>6</b>

# 17 DEREK MACKENZIE

points (14-18-32).

**2001-02:** Posted two PIM in his NHL debut for ATL, April 12 at CBJ...played first professional season for Chicago (AHL) recording 25 points (13-12-25).

**1997-01:** Played 257 games for Sudbury (OHL) scoring 253 points (95-158-253).

**INTERNATIONAL:**

**2001:** Won a Bronze Medal with Canada at the 2001 World Junior Championship posting three points (2-1-3) in seven games.

PANTHER

# PLAYOFFS

SEASON	TEAM	LEAGUE	GP	G	A	P	PIM
1998-1999	Sudbury	OHL	4	2	4	6	2
1999-2000	Sudbury	OHL	12	5	9	14	16
2000-2001	Sudbury	OHL	12	6	8	14	16
2001-2002	Chicago	AHL	25	4	2	6	20
2002-2003	Chicago	AHL	9	0	0	0	4
2003-2004	Chicago	AHL	10	7	1	8	13
2004-2005	Chicago	AHL	18	5	6	11	33
2007-2008	Syracuse	AHL	13	6	8	14	22
2013-2014	Columbus	NHL	6	1	0	1	2
2015-2016	Florida	NHL	6	0	1	1	4
NHL TOTALS			12	1	1	2	6



# 19 MICHAEL MATHESON

DEFENSE • 19



**SHOOTS:** LEFT

**HEIGHT:** 6'2" **WEIGHT:** 192

**BORN:** FEB. 27, 1994

**BIRTHPLACE:** POINTE-CLAIRE, QC

**DRAFTED:** 2012- 1st Round  
(23rd overall by Florida)

TEAM	GP	G	A	PTS	PIM
Carolina	1	0	0	0	0
Minnesota	1	0	0	0	0
Winnipeg	1	0	0	0	2

**2015-16:** Recorded first career point (assist) and two blocked shots in 17:22 TOI, game three of ECQF, Apr. 17 at NYI... Made NHL playoff debut in game two of ECQF, Apr. 15 vs. NYI...Led all Portland (AHL) defensemen with eight goals and a plus-14 rating...Logged career-high 22:01 TOI, Apr. 9 vs. CAR...Recalled by FLA from POR (AHL) on emergency basis, Apr. 8... Notched two points (1-1-2) including a power-play goal on March 26... Recorded three points (1-2-3) including his first career power-play goal and registered five shots, March 23 vs. BRI...Made NHL debut, recording one shot, one hit and two PIM in 14:47 TOI on Feb. 20 vs.WPG...Recalled by FLA on Feb. 19...Recorded 14 points (5-9-14) and a plus-14 rating with POR...Recorded OT-GWG on Feb. 13 at WBS...Recorded points in three consecutive games (Nov. 18-27)...Scored first professional goal Oct. 24 at ALB.

**2014-15:** Signed entry-level contract with Florida on April 1...Completed junior season with Boston College... Led the Eagles defenseman in scoring for the third straight season...Led BC in assists (22)...Recorded 25 points (3-22-25) in 36 games...Scored first NCAA Tournament goal on March 29 in NCAA East Regional on March 29 vs. Denver...Notched his 50th career assist in his 100th career game on Jan. 30 vs Providence... Recorded three assists on Oct. 25 vs. UMass...Named team captain on May 8, 2014.

**2013-14:** Completed sophomore season with Boston College...Earned AHCA East Second-Team All American honors along with All-Hockey East First Team...Voted a New England Men's Division 1 All-Star...Skated in 38 games, recording 21 points (3-18-21)...Recorded an assist in the NCAA Quarterfinals on March 30 vs. UMass Lowell...Dished out two assists in the first round of the NCAA Tournament on March 29 vs. Denver...Recorded three assists on Jan. 10 vs. Providence...Was a career-best plus-7 on Oct. 18 vs. Wisconsin.

**2012-13:** Completed freshman season with the Boston College Eagles... Earned All-Hockey East Rookie Team Honors and New England Division 1 all-star recognition...Captured the program's Bernie Burke Outstanding Freshman Award...Led the team in PIM (78)...Recorded 25 points (8-17-25) in 36 games...Tied for second on the team in power-play goals (6)... Tallied three points (1-2-3) on March 1 vs. Providence...Recorded three assists on Jan. 4 vs. Yale...Scored two goals on Dec. 7 at Providence... Notched GWG on Dec. 1 vs. Boston University.

**INTERNATIONAL: 2016:** Represented Team Canada winning a gold medal at 2016 World Championship, recording six points (2-4-6) in 10 games... Named tournament's Best Defenseman...**2011:** Won gold medal with Team Canada at 2011 Ivan Hlinka Memorial Tournament.





## MILESTONES

**First NHL Game:** 2/20/16 vs. WPG

**First NHL Goal:** None

**Longest Goal Streak:** None

**Longest Assist Streak:** None

**Longest Point Streak:** None

**Most Goals:** Game: None

**Most Assists:** Game: None

**Most Points:** Game: None

**Most PIM:** Game: None

**Most Shots:** Game: 2, 2/28/16 at MIN

## REGULAR SEASON

SEASON	TEAM	GP	G	A	P	+/-	PIM	PP
2011-2012	Dubuque Fighting Saints	53	11	16	27	0	84	3
2012-2013	Boston College Eagles	36	8	17	25	--	78	6
2013-2014	Boston College Eagles	38	3	18	21	--	49	0
2014-2015	Boston College Eagles	38	3	22	25	--	26	0
2014-2015	San Antonio Rampage	5	0	2	2	1	8	0
<b>2015-2016</b>	<b>Florida</b>	<b>3</b>	<b>0</b>	<b>0</b>	<b>0</b>	<b>1</b>	<b>2</b>	<b>0</b>
2015-2016	Portland Pirates	54	8	12	20	14	30	2
	<b>NHL TOTALS</b>	<b>3</b>	<b>0</b>	<b>0</b>	<b>0</b>	<b>1</b>	<b>2</b>	<b>0</b>

## PLAYOFFS

SEASON	TEAM	GP	G	A	P	+/-	PIM	PP
2011-2012	Dubuque Fighting Saints	5	4	1	5	0	4	2
<b>2015-2016</b>	<b>Florida</b>	<b>5</b>	<b>0</b>	<b>1</b>	<b>1</b>	<b>1</b>	<b>0</b>	<b>0</b>
	<b>NHL TOTALS</b>	<b>5</b>	<b>0</b>	<b>1</b>	<b>1</b>	<b>1</b>	<b>0</b>	<b>0</b>

# 90 JARED McCANN

## CENTER • 90



**SHOOTS:** LEFT  
**HEIGHT:** 6'1" **WEIGHT:** 198  
**BORN:** MAY 31, 1996  
**BIRTHPLACE:** STRATFORD, ON  
**DRAFTED:** 2014- 1st Round  
 (24th overall by Vancouver)  
**HOW ACQUIRED:** Acquired from  
 Vancouver in exchange for D Erik  
 Gudbranson, a 2016 second & 2016 fifth  
 round pick, May 25, 2016

**2015-16:** Completed first NHL season...Recorded points in two consecutive games (1-1-2) April 4-6...Scored first career game-winning goal on April 4 vs. LAK...Recorded points in back-to-back games (1-1-2), Dec. 18-20...Logged career-high 17:12 TOI, Dec. 17 at PHI...Registered his first career power play goal, Nov. 16 at MTL...Recorded his first career assist, Nov. 4 vs. PIT...Registered his first career multi-point/goal game (2-0-2), Oct. 27 vs. MTL...Scored his first career goal in his second career game Oct. 10 vs. CGY...Made NHL debut on Oct. 7 at CGY.

**2014-15:** Completed third OHL season, third with Sault Ste. Marie... Finished second on Sault Ste. Marie in goals (34), assists (47) and points (81) in 56 games...Tied for second among all Greyhounds players in points (6-10-16).

**2013-14:** Completed second OHL season, second with Sault Ste. Marie... Finished second on Sault Ste. Marie in goals (27), assists (35) and points (62) in 64 games.

**2012-13:** Completed first OHL season, first with Sault Ste. Marie, recording 44 points (21-23-44) in 64 games.

**INTERNATIONAL: 2014:** Won bronze medal with Team Canada at 2014 WJC-U18, recording three points (1-2-3) in seven games...**2013:** Won gold medal with Team Canada at 2013 Ivan Hlinka Tournament, recording one goal in five games.

TEAM	GP	G	A	PTS	PIM
Anaheim	3	0	0	0	2
Arizona	4	1	1	2	0
Boston	2	0	0	0	0
Buffalo	2	0	0	0	0
Calgary	3	1	0	1	0
Carolina	2	0	0	0	2
Chicago	3	0	0	0	0
Colorado	2	0	0	0	0
Columbus	2	0	0	0	4
Dallas	3	0	0	0	0
Detroit	2	1	0	1	4
Edmonton	3	0	1	1	8
Florida	2	0	1	1	0
Los Angeles	4	1	0	1	0
Minnesota	3	0	1	1	4
Montreal	2	3	0	3	0
Nashville	2	0	0	0	0
New Jersey	2	0	1	1	0
NY Islanders	2	0	1	1	4
NY Rangers	2	0	0	0	0
Ottawa	2	0	1	1	0
Philadelphia	2	0	0	0	0
Pittsburgh	2	0	1	1	0
San Jose	4	0	1	1	2
St. Louis	2	1	0	1	0
Tampa Bay	1	0	0	0	0
Toronto	2	0	0	0	0
Washington	1	0	0	0	0
Winnipeg	3	1	0	1	2



## MILESTONES

**First NHL Game:** 10/7/15 at CGY

**First NHL Goal:** 10/10/15 vs. CGY

**Longest Goal Streak:** None

**Longest Assist Streak:** None

**Longest Point Streak:** 2 Games, 12/18-12/20/15

**Most Goals: Game:** 2, 10/27/15 vs. MTL

**Most Assists: Game:** 1 (9X) Last: 4/6/16 at EDM

**Most Points: Game:** 2, 10/27/15 vs. MTL

**Most PIM: Game:** 4 (3X) Last: 3/18/16 at

EDM

**Most Shots: Game:** 5 (3X) Last: 4/1/16 at ANA

## REGULAR SEASON

SEASON	TEAM	LEAGUE	GP	G	A	P	PIM
2011-2012	London Jr. Knights	Minor-ON	29	33	26	59	22
2011-2012	London Jr. Knights	Minor-Midget	27	19	33	52	6
2011-2012	London Nationals	ON-Jr. B	4	1	0	1	2
2012-2013	Sault-Ste-Marie	OHL	64	21	23	44	35
2013-2014	Sault-Ste-Marie	OHL	64	27	35	62	51
2014-2015	Sault-Ste-Marie	OHL	56	34	47	81	27
2015-2016	Vancouver	NHL	69	9	9	18	32

## PLAYOFFS

SEASON	TEAM	LEAGUE	GP	G	A	P	PIM
2011-2012	London Jr. Knights	Minor Midget	11	9	11	20	4
2011-2012	London Nationals	ON-Jr. B	4	2	1	3	0
2012-2013	Sault-Ste-Marie	OHL	1	0	0	0	0
2013-2014	Sault-Ste-Marie	OHL	9	2	5	7	4
2014-2015	Sault-Ste-Marie	OHL	14	6	10	16	12

# 6 ALEX PETROVIC

## DEFENSE • 6



**SHOOTS:** RIGHT  
**HEIGHT:** 6'4" **WEIGHT:** 206  
**BORN:** MARCH 3, 1992  
**BIRTHPLACE:** EDMONTON, AB  
**DRAFTED:** 2010- 2nd Round  
 (36th overall by Florida)

TEAM	GP	G	A	PTS	PIM
Anaheim	3	0	0	0	0
Arizona	2	0	0	0	9
Boston	7	0	2	2	7
Buffalo	5	1	2	3	29
Calgary	2	0	1	1	0
Carolina	3	0	0	0	0
Chicago	3	0	0	0	7
Colorado	2	0	0	0	6
Columbus	3	0	2	2	5
Dallas	4	0	1	1	6
Detroit	5	0	1	1	10
Edmonton	2	0	0	0	5
Los Angeles	3	0	0	0	2
Minnesota	3	0	0	0	2
Montreal	7	0	0	0	7
Nashville	3	0	0	0	5
New Jersey	4	0	0	0	14
NY Islanders	4	0	2	2	2
NY Rangers	7	0	1	1	6
Ottawa	6	0	1	1	0
Philadelphia	3	0	0	0	6
Pittsburgh	4	0	1	1	2
San Jose	2	0	0	0	0
St. Louis	2	0	0	0	0
Tampa Bay	11	0	2	2	11
Toronto	7	1	2	3	14
Vancouver	1	0	0	0	0
Washington	2	0	1	1	0
Winnipeg	2	0	0	0	2

**2015-16:** Recorded third straight game with a point (assist), game five ECQF, Apr. 22 vs. NYI...Earned second point in as many games (1-1-2) with game-winning goal in ECQF game four, Apr. 20 at NYI...Re-corded an assist, three hits and two blocked shots in game three of ECQF, Apr. 17 at NYI...Made NHL playoff debut in game one of ECQF, recorded an assist, Apr. 14 vs. NYI...Led FLA in hits (157), ranked third in blocked shots (76)...Recorded an assist and led FLA with seven hits, April 7 at OTT... Led FLA with three hits, April 5 at MTL...Recorded points in career-high three consecutive games (0-3-3) March 24-26...Registered an assist and three hits, March 24 at BOS...Recorded an assist March 14 at NYI...Registered an assist March 7 vs. BOS...Logged season-high 24:22 TOI Feb. 18 vs. SJS...Recorded first career multi-point game (1-1-2), career-high plus-four rating and 29 PIM, three fighting majors, became first player to record a Gordie Howe Hat Trick with three fights since A. Secord (1984), Feb. 9 at BUF...Recorded an assist Feb. 4 vs. DET...Scored first career goal, recorded two shots and two hits, Jan. 26 vs. TOR...Recorded three hits and 19:26 TOI Jan. 18 vs. EDM...Recorded 5 PIM, Jan. 10 at EDM...Recorded an assist and team-high four hits on Jan. 2 vs. NYR...Returned from injury after missing 12 games on Dec. 22 vs. OTT...Registered six hits Nov. 13 vs. BUF...Recorded an assist Oct. 31 vs. WSH...Posted season-high 6 hits Oct. 27 vs. COL...Recorded first point of the season (assist) Oct. 17 vs. DAL.

**2014-15:** Reached career-high 21:29 TOI March 28 at MTL...Registered second assist of the season with five hits March 7 vs. NYI...Recorded first point of the season (assist) in season debut with Florida Jan. 29 vs. CBJ...Recalled by Florida Jan. 28...Represented San Antonio at 2015 AHL All-Star Game, recording two assists...Recorded 19 points (3-16-19) and 57 PIM in 39 games played for San Antonio (AHL).

**2013-14:** Registered his first NHL point (assist), March 13 at TBL...Appeared in five games with Florida of after a recall on Dec. 26... Added an assist on the Rampage's first road power play goal in a 3-2 loss at Oklahoma City on Nov. 12... Had a three-game assist streak from Nov. 12-16...Prior to the Oct. 18 loss to Texas, he led all AHL players in shots with 20...Scored a goal and added an assist in a 4-2 win at Chicago on Oct. 13, good for the Third Star of the Game...Recorded an empty net goal and seven shots in San Antonio's 3-1 win over Rockford on Oct. 5.

**2012-13:** Finished season with Florida and appeared in six games...Made his NHL debut on April 18, 2013 vs. the New York Rangers...Appeared in 55 AHL games and recorded four goals and 17 points in his rookie season...Recorded a season-high six points (one goal, five assists) and a plus-5 rating in the month of January... Earned Second Star of the Game honors in a two-point effort against Oklahoma City on Jan. 18...First multi-point game (two assists) in a 5-3 loss vs. Toronto on Nov. 10...Scored game-winning goal and named Second Star of the Game in a 2-0 win vs. Oklahoma City on Nov...Scored his first regular season point on a power-play assist in a win vs. Houston on Oct. 14.

**2011-12:** Scored first career AHL playoff goal on April 24 in a 3-2 loss to Chicago... Registered an assist in his first career AHL playoff game on April 19 in a 5-4 win over Chicago...Registered first professional and AHL point with an assist in a 4-3 overtime win vs. Texas on April 13...Made AHL debut in San Antonio's 4-2 win over Grand Rapids on March 22...Won Bill Hunter Trophy (Top WHL Defenseman)... Posted WHL career-high goals (12) with the Red Deer Rebels...Finished third in scoring on Red Deer (12-36-48).

**2010-11:** Led all Red Deer (WHL) defensemen with 50 assists and 57 points.

**2009-10:** Notched an assist in 100th career WHL game on Jan. 2 in a 2-1 win over the Edmonton Oil Kings.





**2008-09:** Recorded 13 points (5-8-13) in second WHL season with Red Deer.

**2007-08:** Made WHL debut on Jan. 27 in a 4-1 win over the Portland Winterhawks

## MILESTONES

**First NHL Game:** 4/18/13 at NYR

**First NHL Goal:** 1/26/16 vs. TOR

**Longest Goal Streak:** None

**Longest Assist Streak:** 3 games, 3/24-3/29/16

**Longest Point Streak:** 3 games, 3/24-

3/29/16

**Most Goals: Game:** 1 (2X) Last: 2/9/16 at BUF

**Most Assists: Game:** 1 (19X) Last: 2/7/16 at OTT

**Most Points: Game:** 2, 2/9/16 at BUF

**Most PIM: Game:** 29, 2/9/16 at BUF

**Most Shots: Game:** 3, 12/9/15 vs. MTL

## REGULAR SEASON

SEASON	TEAM	GP	G	A	P	+/-	PIM	PP	SH	GW
2007-2008	Red Deer WHL	10	1	0	1	-	2	-	-	-
2008-2009	Red Deer WHL	66	1	12	13	-	70	-	-	-
2009-2010	Red Deer WHL	57	8	19	27	-	87	-	-	-
2010-2011	Red Deer WHL	69	7	50	57	27	140	3	0	-
2011-2012	Red Deer WHL	68	12	36	48	-10	141	6	1	-
2011-2012	San Antonio AHL	5	0	1	1	-1	0	0	0	0
<b>2012-2013</b>	<b>Florida</b>	<b>6</b>	<b>0</b>	<b>0</b>	<b>0</b>	<b>-8</b>	<b>25</b>	<b>0</b>	<b>0</b>	<b>0</b>
2012-2013	San Antonio AHL	55	4	13	17	8	102	1	0	2
<b>2013-2014</b>	<b>Florida</b>	<b>7</b>	<b>0</b>	<b>1</b>	<b>1</b>	<b>3</b>	<b>8</b>	<b>0</b>	<b>0</b>	<b>0</b>
2013-2014	San Antonio AHL	43	2	11	13	3	79	0	0	0
<b>2014-2015</b>	<b>Florida</b>	<b>33</b>	<b>0</b>	<b>3</b>	<b>3</b>	<b>-4</b>	<b>34</b>	<b>0</b>	<b>0</b>	<b>0</b>
2014-2015	San Antonio AHL	41	3	17	20	-2	59	1	0	0
<b>2015-2016</b>	<b>Florida</b>	<b>66</b>	<b>2</b>	<b>15</b>	<b>17</b>	<b>17</b>	<b>90</b>	<b>0</b>	<b>0</b>	<b>0</b>
<b>NHL TOTALS</b>		<b>112</b>	<b>2</b>	<b>19</b>	<b>21</b>	<b>8</b>	<b>157</b>	<b>0</b>	<b>0</b>	<b>0</b>

## PLAYOFFS

YEAR	TEAM	LEAGUE	GP	G	A	P	PIM
2009-2010	Red Deer	WHL	4	0	0	0	4
2010-2011	Red Deer	WHL	9	0	6	6	23
2011-2012	San Antonio	AHL	9	2	4	6	14
2014-2015	San Antonio	AHL	3	0	1	1	0
<b>2015-2016</b>	<b>Florida</b>	<b>NHL</b>	<b>6</b>	<b>1</b>	<b>3</b>	<b>4</b>	<b>4</b>
<b>NHL TOTALS</b>			<b>6</b>	<b>1</b>	<b>3</b>	<b>4</b>	<b>4</b>

# 13 MARK PYSYK

## DEFENSE • 13



**SHOOTS:** RIGHT  
**HEIGHT:** 6'1" **WEIGHT:** 200  
**BORN:** JAN. 11, 1992  
**BIRTHPLACE:** SHERWOOD PARK, AB  
**DRAFTED:** 2010- 1st Round  
 (23rd overall by Buffalo)  
**HOW ACQUIRED:** From Buffalo and a  
 2016 second round pick in exchange for D  
 Dmitry Kulikov and Florida's second round  
 pick, June 25, 2016.

TEAM	GP	G	A	PTS	PIM
Anaheim	3	0	1	1	2
Arizona	2	1	0	1	0
Boston	6	0	1	1	2
Calgary	1	0	0	0	2
Carolina	2	0	1	1	2
Chicago	1	0	1	1	0
Colorado	3	0	0	0	0
Columbus	6	1	0	1	4
Dallas	2	0	0	0	4
Detroit	6	0	1	1	2
Edmonton	1	0	1	1	0
Florida	5	0	0	0	4
Los Angeles	3	0	0	0	0
Minnesota	3	0	0	0	2
Montreal	9	0	1	1	4
Nashville	1	0	0	0	0
New Jersey	5	0	0	0	4
NY Islanders	5	0	1	1	0
NY Rangers	6	1	1	2	6
Ottawa	9	1	1	2	4
Philadelphia	5	0	1	1	2
Pittsburgh	6	0	4	4	2
San Jose	3	0	0	0	0
St. Louis	1	0	0	0	0
Tampa Bay	9	0	0	0	0
Toronto	10	1	3	4	0
Vancouver	3	0	2	2	0
Washington	5	0	0	0	4
Winnipeg	4	0	1	1	0

**2015-16:** Logged season-high 24:14 TOI, April 8 vs. CBJ...Set new career-highs in assists (9) and points (10) by posting an assist March 22 at CAR... Netted his first goal of the season on March 7 at TOR...Played in his 100th NHL game, Feb. 14 vs. COL... Missed 22 games (Nov.19 at STL – Jan. 5 vs. FLA) due to a broken bone in his foot... Tallied his first assist of the season Nov. 5 vs. VAN... Logged a season-high 18:25 TOI, Oct. 24 vs. NJD.

**2014-15:** Games missed due to injury: four – upper body (10/9-10/14)...Had two blocked shots in 19:58 of ice time in his season debut Dec. 21 at BOS...Scored his first NHL goal of the season and was a plus-2, Dec. 29 at OTT...Scored a goal and finished with a career-high plus-3 rating Feb. 24 at CBJ...Appeared in 54 games for Rochester, tallying three goals and tying a career high with 14 assists in his third AHL season.

**2013-14:** Averaged 19:37 TOI per game, ranking fifth among NHL rookies...Scored the GWG in overtime and recorded five shots on goal vs. PHX, Dec.23...Notched two assists vs. TOR, Nov. 15...Logged a career-high 24:50 TOI at NYI, Oct. 15...Tallied his first point of the season with an assist at CHI, Oct. 14...Recorded 12 points (1-11-12) in 31 AHL regular-season games with Rochester; added 14 PIM in five playoff games.

**2012-13:** Recorded two assists at PIT April 23 for his first career multi-point game...Scored his first NHL goal vs. NYR, April 19...Logged a career-high 20:46 TOI at BOS, April 17...Tallied an assist in back-to-back games for his first and second NHL points (April 2 at PIT and April 5 vs. OTT)...Made his NHL debut at WSH (March 17), logging 14:55 TOI while registering one shot on goal and two blocked shots...Registered his first NHL point with an assist at PIT (April 2)...Recalled March 17 from Rochester (AHL)...Tied for lead among all Rochester Americans (AHL) skaters with a plus-8 rating...Registered his first pro assist against Grand Rapids (Oct. 19)... Scored his first professional goal in his AHL debut against Syracuse (Oct. 12)... Notched his first professional multi-point game with a goal and an assist against Toronto (Dec. 15)...Collected two PIM while appearing in all three playoff games for Rochester... Was plus-2 in his professional playoff debut in Game 1 of the Western Conference Quarterfinals at Toronto (4/27).

**2011-12:** Completed his fourth season with the Edmonton Oil Kings (WHL), finishing second in scoring among team defensemen with 38 points (6-32-38) in 57 games...Added 11 points (3-8-11) in 20 postseason appearances, leading Edmonton to the Ed Chynoweth Cup as WHL champions...Became the second straight Buffalo Sabres defensive prospect to captain his team to a WHL title after Brayden McNabb guided Kootenay to the 2011 championship...Took the Oil Kings to the Memorial Cup tournament, where they finished in fourth place.

**2010-11:** Appeared in four postseason games in the 2011 WHL Playoffs...Posted his finest season of junior hockey, collecting career-highs in assists (34), points (40) and penalty minutes (88) in 63 games with the Oil Kings...Led all Edmonton defensemen in scoring for second straight season and ranked fifth overall among Oil Kings skaters in scoring...His plus/minus rating of plus-29 was also the second highest on the team and the best of his career...Named team captain before the start of the regular season...Captured bronze with Team Canada at the 2012 World Junior Championship in Alberta...

**2009-10:** Edmonton's top scoring defenseman with 24 points (7-17-24), despite just playing 48 games...Scored a career-high seven goals, including two on the power play, before suffering a broken foot that sidelined him the rest of the season...Named Edmonton's team MVP at the close of the regular season.

**2008-09:** Dressed for 61 games for Edmonton, compiling 20 points (5-15-20) to finish second in scoring among Oil Kings blueliners...Three of his five goals were



scored on the power play...Won a gold medal with Team Canada at the 2009 Ivan Hlinka Memorial Tournament in Slovakia.

**2007-08:** Finished his rookie season in Edmonton, recording three points (1-2-3) in 14 games...Began the campaign with his hometown Sherwood Park Crusaders (AJHL), appearing in one game

# MILESTONES

<b>First NHL Game:</b> 3/17/13 at WSH	3/22-3/26/16	vs. TOR
<b>First NHL Goal:</b> 4/19/13 vs. NYR	<b>Most Goals: Game:</b> 1 (5X) Last: 3/7/16 at TOR	<b>Most PIM: Game:</b> 7, 3/31/16 vs. ARI
<b>Longest Goal Streak:</b> None	<b>Most Assists: Game:</b> 2 (2X) Last: 11/15/13 vs. TOR	<b>Most Shots: Game:</b> 6 (3X) Last: 4/22/16 at LAK
<b>Longest Assist Streak:</b> 2 games (3X) Last: 3/22-3/26/16	<b>Most Points: Game:</b> 2 (2X) Last: 11/15/13	
<b>Longest Point Streak:</b> 2 games (3X) Last:		

# REGULAR SEASON

SEASON	TEAM	LEAGUE	GP	G	A	P	+/-	PIM	PP	SH	GW
2007-08	Sherwood Park	AMHL	34	10	10	20	--	60	--	--	--
	Edmonton	WHL	14	1	2	3	-8	8	0	0	--
2008-09	Edmonton	WHL	61	5	15	20	-5	27	3	0	--
2009-10	Edmonton	WHL	48	7	17	24	-19	47	2	0	--
2010-11	Edmonton	WHL	63	6	34	40	29	88	1	0	--
2011-12	Edmonton	WHL	57	6	32	38	15	83	1	0	--
2012-13	Rochester	AHL	57	4	14	18	8	20	0	0	0
	<b>Buffalo</b>	<b>NHL</b>	<b>19</b>	<b>1</b>	<b>4</b>	<b>5</b>	<b>-7</b>	<b>0</b>	<b>1</b>	<b>0</b>	<b>0</b>
2013-14	Rochester	AHL	31	1	11	12	5	28	1	0	0
	<b>Buffalo</b>	<b>NHL</b>	<b>44</b>	<b>1</b>	<b>6</b>	<b>7</b>	<b>-11</b>	<b>16</b>	<b>0</b>	<b>0</b>	<b>1</b>
2014-15	Rochester	AHL	54	3	14	17	-2	32	0	0	0
	<b>Buffalo</b>	<b>NHL</b>	<b>7</b>	<b>2</b>	<b>1</b>	<b>3</b>	<b>4</b>	<b>2</b>	<b>0</b>	<b>0</b>	<b>1</b>
	<b>NHL Totals</b>		<b>70</b>	<b>4</b>	<b>11</b>	<b>15</b>	<b>-14</b>	<b>18</b>	<b>1</b>	<b>0</b>	<b>2</b>

# PLAYOFFS

SEASON	TEAM	LEAGUE	GP	G	A	P	PIM
2007-08	Sherwood Park	AMHL	2	1	0	1	16
	Edmonton	WHL	14	1	2	3	-8
2008-09	Edmonton	WHL	4	0	0	0	2
2010-11	Edmonton	WHL	4	0	0	0	6
2011-12	Edmonton	WHL	24	3	11	14	28
2012-13	Rochester	AHL	3	0	0	0	2
2013-14	Rochester	AHL	5	0	0	0	14
	<b>NHL Totals</b>		--	-	-	-	-

# 34 JAMES REIMER

GOALTENDER • 34



## CATCHES: LEFT

**HEIGHT:** 6'2" **WEIGHT:** 217

**BORN:** MARCH 15, 1988

**BIRTHPLACE:** MORWEENA, MB

**DRAFTED:** 2006 - 4th Round

(99th overall by Toronto)

**HOW ACQUIRED:** Signed as unrestricted free agent on July 1, 2016

TEAM	GP	W	L	OTL	SV%	GAA	SO
Arizona	5	2	3	0	0.912	2.41	1
Boston	17	7	6	3	0.929	2.4	0
Buffalo	12	7	3	2	0.896	3.46	0
Calgary	3	1	2	0	0.854	4.05	0
Carolina	12	5	3	2	0.931	2.13	1
Chicago	5	1	4	0	0.869	4.52	0
Colorado	5	4	0	1	0.926	2.19	0
Columbus	5	1	4	0	0.861	4.05	0
Dallas	3	2	0	0	0.928	2.74	0
Detroit	7	1	3	1	0.908	2.81	0
Edmonton	7	5	1	0	0.94	1.89	2
Florida	8	1	5	0	0.865	3.72	1
Los Angeles	5	3	1	1	0.951	1.88	0
Minnesota	4	3	1	0	0.984	0.5	2
Montreal	11	5	4	1	0.917	2.77	2
Nashville	5	2	1	0	0.888	3.08	0
New Jersey	10	5	3	2	0.919	2.47	1
NY Islanders	9	4	2	1	0.899	3.28	0
NY Rangers	6	2	2	1	0.903	3.46	0
Ottawa	19	11	4	2	0.924	2.61	3
Philadelphia	9	3	4	1	0.91	2.66	0
Pittsburgh	6	4	0	2	0.931	2.27	1
San Jose	5	1	4	0	0.923	3.03	0
St. Louis	2	0	0	0	0.857	6.41	0
Tampa Bay	9	3	6	0	0.915	2.87	0
Vancouver	6	3	3	0	0.91	2.92	0
Washington	8	2	4	2	0.922	2.57	0
Winnipeg	12	3	5	1	0.904	3.24	0

**2015-16:** Named TOR nominee for the Masterton Award by the PHWA...Made 29 saves for his third shutout with SJS on April 5 at MIN...Stopped 23 of 24 shots to earn the win on March 29 at VAN...Stopped all 25 shots he faced for his second shutout with SJS on 3/20 vs. ARI...Made 21 saves for the win, on his birthday, on March 15 vs. BOS...Stopped all 31 shots he faced for his first shutout with SJS on March 8 at EDM...Made his SJS debut on March 5 vs. VAN...At the time of the trade, ranked eighth in the NHL in even-strength SV% (.935%, min. 20 GP)...Traded to SJS with Jeremy Morin in exchange for Ben Smith, Alex Stalock and a conditional 2018 fourth round pick...Played his 200th NHL game Feb. 2 at BOS...Named NHL's Third star of the week on Nov. 16.

**2014-15:** Played 35 games for the Maple Leafs compiling a record of 9-16-1 with a 3.16 goals against average and a .907 save percentage. Made 45 saves on 47 shots and named First star Nov. 1 vs. CHI. Made 41 saves in 2-1 SO/W Dec. 10 at DET. Replaced Bernier and stopped all 18 shots on Jan. 19 vs. CAR. Made 31 saves on 32 shots and named 1st star Feb. 7 vs. EDM. Replaced Bernier and stopped all 11 shots on March 26 vs. FLA. Improved record to 11-3-1 against Ottawa after stopping 22 of 25 shots on March 28. Made 40 saves on 41 shots and was named the first star March 31 vs. TBL. Tied career-high and made season-high with 49 saves on April 4 at BOS. Went 2-1 in shootouts, stopping six of eight attempts (.750).

**2013-14:** Played 36 games for the Maple Leafs compiling a record of 12-16-1 with a 3.29 goals against average, a .911 save percentage and 1 shutout. Made 34 saves on 37 shots and named First star Oct. 1 at MTL. Made 36 saves on 37 shots and named 1st star Oct. 15 vs. MIN. Left game due to injury Oct. 17 vs. CAR. Made 37 saves on 38 shots and named First star Oct. 26 vs. PIT. Registered a 43-save shutout and named Second star Oct. 29 at EDM. Tied a career-high with 49 saves and named First star Nov. 23 vs. WSH. Made 47 saves on 50 shots Dec. 7 at OTT. Made 34 saves on 35 shots in shootout win and named 1st star Dec. 19 vs. PHX. Replaced Bernier (INJ), stopped all 31 shots and named first star March 13 at LAK. Replaced Bernier (INJ) and made 10 saves on 11 shots April 3 vs. BOS. Shootout Stats: Stopped eight of 11 shots. Record in Shootout: 4W, 0L. Played 4 games for Canada at IIHF World Championship compiling a record of 3-0-1 with a 2.20 goals against average and a .911 save percentage.

**2012-13:** Played 33 games for the Maple Leafs compiling a record of 19-8-5 with a 2.46 goals against average, a .924 save percentage and 4 shutouts. Ranked sixth in NHL shutouts (tie) and seventh in save percentage. Set Maple Leafs mark for highest save percentage in a single season since NHL began recording stat in 1983-84. On Jan. 23 at PIT played in first game since Mar. 23, 2012 (at NJD) and made 28 saves on 30 shots to earn the win. Made 33 saves on 34 shots and named first star in losing effort Feb. 2 vs. BOS. Registered a 37-save shutout and named first star Feb. 9 at MTL. Missed 7 games (Feb. 14 - 25) due to knee injury. Made 28 saves on 30 shots and named first star Mar. 4 vs. NJD. Registered a career-high six consecutive wins in as many starts (Feb. 7 - Mar. 6). Made 31 saves on 33 shots and named first star Mar. 23 vs. BOS. Registered a 31-save shutout and named third star Mar. 30 at OTT. Made 27 saves on 28 shots and named first star Apr. 6 at NJD. Stopped 36-of-37





shots and named 3rd star Apr. 13 vs. MTL. Registered a 37-save shutout, collected second career assist and named first star Apr. 15 vs. NJD. Played 100th career NHL game April 18 vs. NYI. Made 49 saves (most by an NHL goaltender in a win this season) and named first star Apr. 20 at OTT... Registered a 34-save shutout and named second star April 25 at FLA. Shootout Stats: Stopped 15 of 24 shots. Record in Shootout: 0W, 5L. Won Maple Leafs' Molson Cup Award. Played seven playoff games for the Maple Leafs compiling a record of 3-4 with a 2.88 goals against average and a .923 save percentage. Made NHL playoff debut and registered 36 saves in GM#1 ECQF May 1 at BOS. Registered 1st playoff win, made 39 saves and named 2nd star in GM #2 of ECQF May 4 at BOS. Stopped 33 of 34 shots and named 1st star in GM #5 May 10 at BOS. Made 29 saves on 30 shots and named 1st star in GM #6 May 12 vs. BOS.

**2011-12:** Played 34 games for the Maple Leafs compiling a record of 14-14-4 with a 3.10 goals against average, a .900 save percentage and 3 shutouts. Registered a 32-save shutout Oct. 6 vs. MTL. Began the season with a (101:41) shutout streak (Oct. 6 - 8), the 3rd longest streak to start a season in Maple Leafs franchise history. Missed 18 games due to injury (Oct. 24 - Nov. 30). Registered a 25-save shutout Feb. 1 vs. PIT. Made a career-high 49 saves and registered a shutout Feb. 4 at OTT. (Most saves by a Leaf goalie in a shutout since Mike Palmateer on Mar. 12, 1977 - 47 saves vs. DET). Named NHL's Third Star of the Week (Feb. 6), registering back-to-back shutouts (Feb. 1 & 4) with 74 saves in that span. Missed final 6 games of the season with an upper body injury (Mar. 27 - Apr. 7).

**2010-11:** Played 37 games for the Maple Leafs compiling a record of 20-10-5 with a 2.60 goals against average, a .921 save percentage and 3 shutouts. Played 15 games for the Toronto Marlies (AHL) compiling a record of 9-5-1 with a 2.59 goals against average, a .920 save percentage and three shutouts. Ranked first among Leafs goaltenders in games played, wins, goals against average, save percentage and shutouts...Among NHL rookie goaltenders ranked second in save percentage, fourth in wins and sixth in goals against average. Recalled from the Marlies four times (Nov. 17, Dec. 5, Dec. 17, Jan. 23). Assigned to the Marlies three times (Dec. 1, Dec. 8, Jan. 14). Made NHL debut in 3rd period and stopped all four shots Dec. 20 vs. Atlanta. Made 1st career NHL start, earned first career NHL win and made 32 saves on 33 shots Jan. 1 at OTT. Made a season-high 41 saves on 44 shots Jan. 7 at Atlanta. Won four consecutive road games (Jan. 1 - 11) and made 143 saves on 151 shots in that span. Registered 1st NHL shutout with 27 saves Feb. 3 vs. CAR. Registered a shutout and made 22 saves Feb. 19 vs. OTT (SOL 0-1). Won a season-high five consecutive road games (Feb. 8 - March 3). Registered a shutout with 29 saves Mar. 22 at MIN. Won four consecutive games (March 16 - 24) stopping 122-of-128 shots in that span. Named NHL's Rookie of the Month for March with a 9-4-1 record, one shutout, a 2.87 goals against average and a .913 save percentage. Registered a record of 11-3-4 when making 30 or more saves in a game. Selected to play for Canada at IIHF World Championship. Played four games for Canada compiling a record of 3-0-0 with a 2.04 goals against average and a .920 save percentage.

**2009-10:** Played 26 games for the Marlies compiling a record of 14-8-2, with a 2.25 goals against average, a .925 save percentage and 1 shutout. Recalled from the Marlies Oct. 14. Assigned to the Marlies Oct. 25. Missed 34 games (Nov. 28 - Feb. 12) due to knee injury. Recorded first career AHL shutout Feb. 20 vs. Manitoba (31 saves).

**2008-09:** Played three games for the Marlies compiling a record of 1-2-0, with a 3.28 goals against average and a .882 save percentage...Made AHL debut and recorded first win Dec. 27 vs. Manitoba. Recalled from the Marlies Dec. 21. Played 22 games for Reading (ECHL), registering a 10-7-3 record with a 3.30 goals against average and .904 save percentage. Played 6 games for South Carolina (ECHL) and went undefeated with a 6-0-0 record, a 1.32 goals against average, a .961 save percentage and 2 shutouts. Played 8 playoff games for South Carolina recording four wins, three losses, a 2.17 goals against average, a .929 save percentage and one shutout. Won the Kelly Cup and was named ECHL playoffs MVP.

**2005-08:** Played 124 games for the Red Deer Rebels (WHL) compiling a record of 41-56-14 with a 2.72 goals against average and .912 save percentage...In 2007-08, ranked fifth (tied) in WHL save percentage (.916).

34

JAMES  
REIMER

PANTHER

# MILESTONES

**First NHL Game:** 12/20/10 vs. ATL

**First NHL Win:** 1/1/11 at OTT

**First NHL Shutout:** 2/3/11 vs. CAR

**Longest Win Streak:** Six games, 2/7-3/6/13

**Most Saves: Game:** 49 (4X) Last: 4/4/15

at BOS

**Most Goals Allowed: Game:** 7, 2/15/16 at CHI

**Most Shots Faced: Game:** 50 (4X) Last: 4/4/15 at BOS

# REGULAR SEASON

SEASON	CLUB	LEAGUE	GP	MINS	W	L	OT	GA	SO	AVG.
2005-06	Red Deer	WHL	34	1709	7	18	3	80	0	2.81
2006-07	Red Deer	WHL	60	3339	26	23	7	148	3	2.66
2007-08	Red Deer	WHL	30	1668	8	15	4	76	1	2.73
2008-09	Toronto	AHL	3	183	1	2	0	10	0	3.28
2009-10	Toronto	AHL	26	1520	14	8	2	57	1	2.25
2010-11	Toronto	AHL	15	858	9	5	1	37	3	2.59
2011-12	Toronto	NHL	34	1879	14	14	4	97	3	3.1
2012-13	Toronto	NHL	33	1856	19	8	5	76	4	2.46
2013-14	Toronto	NHL	36	1785	12	16	1	98	1	3.29
2014-15	Toronto	NHL	35	1767	9	16	1	93	0	2.9
2015-16	Toronto	NHL	32	1810	11	12	0	75	0	2.49
	NHL TOTALS		215	9367	91	78	23	542	14	2.79

# PLAYOFFS

SEASON	CLUB	LEAGUE	GP	MINS	W	L	GA	SO	AVG.
2006-07	Red Deer	WHL	7	417	3	4	27	0	3.88
2012-13	Toronto	NHL	7	438	3	4	21	0	2.88
2015-16	San Jose	NHL	1	30	0	0	1	0	2.07
	NHL TOTALS		8	438	3	4	22	0	2.82



# 7 COLTON SCEVIOUR CENTER • 7



**SHOOTS:** RIGHT  
**HEIGHT:** 6'0" **WEIGHT:** 195  
**BORN:** APRIL 20, 1989  
**BIRTHPLACE:** RED DEER, AB  
**DRAFTED:** 2007- 4th Round  
 (112th overall by Dallas)  
**HOW ACQUIRED:** Signed as an  
 unrestricted free agent on July 1, 2016.

TEAM	GP	G	A	PTS	PIM
Anaheim	5	0	0	0	0
Arizona	7	2	2	4	9
Boston	3	0	1	1	0
Buffalo	4	0	0	0	2
Calgary	6	0	0	0	0
Carolina	5	0	2	2	0
Chicago	9	2	2	4	0
Colorado	9	3	0	3	2
Columbus	4	1	1	2	0
Detroit	4	2	1	3	2
Edmonton	5	0	1	1	2
Florida	5	0	0	0	0
Los Angeles	4	0	1	1	0
Minnesota	9	1	0	1	7
Montreal	5	0	0	0	0
Nashville	12	2	4	6	2
New Jersey	4	2	2	4	0
NY Islanders	3	0	3	3	2
NY Rangers	3	1	2	3	0
Ottawa	5	1	3	4	0
Philadelphia	5	0	1	1	4
Pittsburgh	4	0	0	0	0
San Jose	7	1	0	1	0
St. Louis	12	4	2	6	0
Tampa Bay	5	0	3	3	0
Toronto	3	0	0	0	0
Vancouver	6	2	0	2	2
Washington	5	1	1	2	0
Winnipeg	12	3	2	5	4

**2015-16:** Scored a career-high 11 goals... Logged career-highs with a +6 rating and 21 penalty minutes...Finished third among Stars forwards with 52 blocked shots Seventh amongst team forwards with 71 hits...Was an even-or-plus skater in 57 of 71 games...The Stars posted a 11-3-3 record in games in which he recorded a point...Scored career-best 11th goal of the season on April 7 vs. COL...Registered fifth multi-point game of the season (1-1-2) on March 22 at CHI...Recorded a goal and an assist on March 4 vs. NJD...Scored goals in back-to-back games (Feb. 27-29)...Recorded two assists on Jan. 3 at NYI... Scored goals in two consecutive games Dec. 22-26...Registered a goal and an assist, on Nov. 12 vs. WPG...Notched two assists Nov. 6 at CAR...Recorded first point of the season (assist) on Oct. 15 at TBL.

**2014-15:** Recorded 26 points (9-17-26) in 71 games in his first full NHL season ... Tied for fifth on the team with two game-winning goals ... Finished seventh among Dallas forwards with 17 assists ... Recorded three multi-point games ... Posted a careerlong four-game point streak (2-2-4) from Dec. 27 – Jan. 3 ... Tallied an assist (0-1-1) and posted a career-high +3 plus/minus rating on Oct. 14 at CBJ ...Established a new career-high with six shots on goal on Feb. 7 at BUF ... Logged a season-best 18:31 of ice time on Feb. 14 at COL.

**2013-14:** Split the season between Dallas and the Texas Stars of the American Hockey League (AHL) ... Recorded 12 points (8-4-12) in 26 regular-season games with Dallas ... The Stars posted a 9-1-0 record in games that he tallied at least one point ... Shared sixth on the team with two GWG ... Was one of seven Stars players to record multiple power play (2) and GWG (2) ... Scored goals in three of his first four games of the season ... Spent the majority of the season with Texas (AHL), skating in 54 games ... Shared first on the club with 32 goals and finished third on the team with 63 points (32-31-63), posting new professional career highs in both categories ... Finished sixth on Texas with 31 assists ... Shared sixth in the AHL and ranked second on Texas with a professional career-high 13 PPG ... Shared fourth in the League with six GWG ... Scored his first career NHL goal (1-0-1) in his NHL season debut on Dec. 14 at WPG ... Scored the first GWG (1-0-1) of his NHL career on Dec. 17 vs. COL ... Notched back-to-back multi-point games (3-1-4) on March 28 vs. NSH and March 29 at STL ... Scored two goals (2-0-2) on March 29 at St. Louis for his first career NHL multi-goal game.

**2012-13:** Appeared in one NHL contest with Dallas on Jan. 26 vs. STL and recorded an assist (0-1-1) for his first career NHL point ... Spent the majority of the season with Texas (AHL), registering 52 points (21-31-52) in 62 regular-season games ... Led the team in points (52), while ranking second in assists (31) ... Paced the Stars with a professional career-high +21 rating... Ranked second in the AHL with four shorthanded goals ... Also led Texas with 207 SOG ... Recorded 10 points (3-7-10) during a five-game point streak from March 2–15 ... Wrapped up the regular season with a season-long nine-game point streak (3-6-9) from March 30 – April 19

**2011-12:** Ranked third on Texas (AHL) with 53 points (21-32-53) in 75 games ... Finished second on the team with 21 goals and a professional career-high 32 assists ... Shared ninth in the AHL with a professional career-high six GWG ... Ranked fifth in the League and second amongst the Stars with 246 SOG

**2010-11:** Appeared in one NHL contest with Dallas, making his NHL debut on Feb. 5 at PHI ... Spent the majority of the season with Texas (AHL) ... Finished third on the team with 41 points (16-25-41) in 77 regular-season contests ... Ranked fourth on Texas in goals (16) and assists (25) ... Led the Stars with two SHG ... Was the only player on Texas to register multiple power play, shorthanded and game-winning goals





**2009-10:** Skated in his first professional season, registering 31 points (9-22-31) in 80 regular-season contests with Texas... Was one of two Stars skaters to appear in all 80 regular-season tilts ... Ranked sixth on the team with a +11 rating ... Made his AHL debut on Oct. 2 at San Antonio... Tallied an assist for his first career AHL point (0-1-1) on Oct. 3 vs. San Antonio... Notched two points (1-1-2), including his first career AHL goal, on Oct. 17 at Houston.

**2008-09:** In his final WHL season, he led Lethbridge in assists (51) and points (80) in 69 games played...Finished second among Hurricanes skaters in goals (29)...Recorded seven points (4-3-7) in 11 WHL playoff games.

**2007-08:** Recorded 10 points (2-8-10) in 17 games with Portland until being traded to Lethbridge...Finished the season ranking

fourth in points among all Lethbridge skaters, recording 54 points (31-23-54) in 52 games...Registered 13 points (3-10-13) in 19 WHL playoff games.

**2006-07:** Registered 38 points (12-26-38) in 49 games with Portland.

**2005-06:** Recorded nine points (3-6-9) in 58 games with Portland in his first full WHL season...Notched one assist in 12 WHL playoff games.

**2004-05:** Made WHL debut on Jan. 15 vs. Kootenay...Scored first WHL goal on March 16 at Spokane...Finished season with one goal in six games...Made WHL playoff debut on March 25 vs. Everett...Skated in four WHL playoff games

## MILESTONES

**First NHL Game:** 2/5/11 at PHI

**First NHL Goal:** 12/14/13 at WPG

**Longest Goal Streak:** 2 games (6X) Last: 2/27-2/28/16

**Longest Assist Streak:** Two games (6X) Last: 3/31-4/2/16

**Longest Point Streak:** 4 games, 12/27/14-1/3/15

**Most Goals: Game:** 2, 3/29/14 at STL

**Most Assists: Game:** 2 (3X) Last: 1/3/16 at NYI

**Most Points: Game:** 2 (11X) Last: 3/22/16

at CHI

**Most PIM: Game:** 7, 3/31/16 vs. ARI

**Most Shots: Game:** 6 (3X) Last: 4/22/16 at LAK

## REGULAR SEASON

YEAR	TEAM	LEAGUE	GP	G	A	PTS	PIM	+/-	PP	SH	GW
2004-05	Red Deer	AMHL	36	15	22	37	32	-	-	-	-
	Portland	WHL	6	1	0	1	6	2	0	0	-
2005-06	Portland	WHL	58	3	6	9	25	-19	1	0	-
2006-07	Portland	WHL	49	12	26	38	38	-17	5	0	2
2007-08	Portland	WHL	17	2	8	10	9	-8	0	1	-
	Lethbridge	WHL	52	31	23	54	36	28	9	1	-
2008-09	Lethbridge	WHL	69	29	51	80	48	5	7	2	-
2009-10	Texas	AHL	80	9	22	31	19	11	1	1	4
2010-11	Dallas	NHL	1	0	0	0	0	-1	0	0	0
	Texas	AHL	77	16	25	41	17	4	2	2	2
2011-12	Texas	AHL	75	21	32	53	25	-8	5	1	6
2012-13	Dallas	NHL	1	0	1	1	0	-1	0	0	0
	Texas	AHL	62	21	31	52	20	21	4	4	4
2013-14	Dallas	NHL	26	8	4	12	4	-3	2	0	2
	Texas	AHL	54	32	31	63	31	11	13	1	6
2014-15	Dallas	NHL	71	9	17	26	13	1	0	0	2
	NHL TOTALS		99	17	22	39	17	-4	2	0	4

## PLAYOFFS

YEAR	TEAM	LEAGUE	GP	G	A	PTS	PIM
2004-05	Portland	WHL	4	0	0	0	0
2005-06	Portland	WHL	12	0	1	1	4
2007-08	Lethbridge	WHL	19	3	10	13	15
2008-09	Lethbridge	WHL	11	4	3	7	12
2009-10	Texas	AHL	24	1	7	8	12
2010-11	Texas	AHL	6	1	0	1	0
2012-13	Texas	AHL	9	1	3	4	4
2013-14	Dallas	NHL	6	1	2	3	0
2015-16	Dallas	NHL	11	2	3	5	0
	NHL TOTALS		17	3	5	8	0

# 48 LOGAN SHAW

RIGHT WING • 48



**SHOOTS:** RIGHT  
**HEIGHT:** 6'3" **WEIGHT:** 202  
**BORN:** OCT. 5, 1992  
**BIRTHPLACE:** GLACE BAY, NS  
**DRAFTED:** 2011- 3rd Round  
 (76th overall by Florida)

TEAM	GP	G	A	PTS	PIM
Arizona	2	0	0	0	0
Boston	3	0	0	0	0
Buffalo	2	0	0	0	0
Calgary	1	0	0	0	0
Carolina	1	0	0	0	0
Chicago	1	0	0	0	0
Colorado	1	0	0	0	0
Columbus	3	1	0	1	0
Detroit	4	0	0	0	2
Edmonton	2	0	0	0	5
Minnesota	2	0	0	0	0
Montreal	2	0	0	0	2
Nashville	2	0	0	0	0
New Jersey	2	1	1	2	0
NY Islanders	3	0	0	0	0
NY Rangers	1	1	0	1	0
Ottawa	4	1	0	1	0
Philadelphia	1	0	0	0	0
Pittsburgh	2	0	0	0	0
San Jose	1	0	0	0	0
St. Louis	1	0	0	0	0
Tampa Bay	3	0	1	1	0
Toronto	3	0	0	0	2
Vancouver	2	0	0	0	0
Washington	2	1	0	1	2
Winnipeg	2	0	0	0	0

**2015-16:** Recorded four shots and three hits March 15 at MTL...Led FLA with five hits Mar. 10 vs. OTT...Back-to-back games with four shots March 3-5...Scored first career power-play goal Feb. 27 at CBJ...Registered three shots Feb. 25 vs. ARI... Recorded three hits Feb. 15 vs. PIT...Logged career-high 16:19 TOI, Jan. 26 vs. TOR... Led FLA with three hits, Jan. 23 vs. TBL.....Scored his first career game-winning goal on Jan. 2 vs. NYR...Recorded first career multi-point game (1-1-2) Dec. 17 at NJD...Scored in back-to-back games Dec. 8-Dec. 10...Scored first career goal Dec. 8 vs. OTT... Logged career-high 13:27 TOI Nov. 27 vs. NYI...Recalled by FLA on Nov. 25...Made NHL debut, Oct. 30 vs. BOS...Recalled by FLA from POR (AHL) on Oct. 29.

**2014-15:** Made Calder Cup Playoffs debut at Oklahoma City on Apr. 23...Skated in 69 games for the San Antonio Rampage(AHL) recording 25 points (13-12-25)...Recorded assists in two straight games (0-2-2) April 2-7... Notched a goal on March 5 at Charlotte... Registered points in four straight games (2-3-5) Jan. 7-20... Scored two goals in the same game for the first time in his AHL career on Dec. 26 vs. Texas...Recorded power-play goals in consecutive games Nov. 15-18... Registered points in two straight games (1-1-2) Oct. 18-24.

**2013-14:** Notched an assist March 2 at Oklahoma City... Scored first AHL goal on Feb. 8 at Lake Erie... Registered points in three straight games (0-3-3) Jan. 26-31... Recorded points in back-to-back games (0-2-2) Jan. 18-24... Registered first professional and AHL point with an assist on Jan. 18 vs. Rochester... Made his AHL debut on Oct. 4 vs. Chicago... Registered 18 points (8-10-18) in 20 games with the Cincinnati Cyclones (ECHL).

**2012-13:** Recorded a career-high 68 points (26-42-68) with the Quebec Remparts and eight points (3-5-8) in 11 playoff games...Finished second on the team in scoring and a team-best plus-30 during the regular season... Advanced to the QMJHL playoffs for the fifth consecutive season.

**2011-12:** Recorded 11 points (6-5-11) in 11 playoff games...Finished tied for second in playoff goals and first in power-play goals (5)...Recorded 15 points (6-9-15) in 23 games with Quebec...Finished the season with the Quebec Remparts after being traded from the Cape Breton Screaming Eagles at the trade deadline...Registered 26 points (14-12-26) in 37 games with Cape Breton.

**2010-11:** Completed third QMJHL season, third with the Cape Breton Screaming Eagles...Tied for first in scoring with 46 points (20-26-46).

**2009-10:** Completed second QMJHL season, second with the Cape Breton Screaming Eagles... Skated in 67 games, registering 24 points (9-15-24).

**2008-09:** Finished first QMJHL season with the Cape Breton Screaming Eagles... Recorded eight points (5-3-8) in 49 games...Scored first goal on Nov. 2 vs. Saint John...Made debut on Sep. 11 vs. Halifax... Played for Team Atlantic at the 2009 World U-17 Hockey Challenge, recording two assists in five games.



## MILESTONES

**First NHL Game:** 10/30/15 vs. Boston

**First NHL Goal:** 12/8/15 vs. Ottawa

**Longest Goal Streak:** Two games, 12/8-12/10/16

**Longest Assist Streak:** None

**Longest Point Streak:** Two games, 12/8-

12/10/16

**Most Goals: Game:** 1 (5X) Last: 2/27/16 at Columbus

**Most Assists: Game:** 1 (2X) Last: 1/23/16 vs. Tampa Bay

**Most Points: Game:** 2, 12/17/16 at New

Jersey

**Most PIM: Game:** 5, 1/10/16 at Edmonton

**Most Shots: Game:** 4 (4X) Last: 3/15/16 at Montreal

## REGULAR SEASON


Season	Team	Lge	GP	G	A	Pts	PIM	+/-	PP	SH	GW
2008-09	Cape Breton	QMJHL	49	5	3	8	22	-5	0	0	-
2009-10	Cape Breton	QMJHL	67	9	15	24	31	11	2	0	1
2010-11	Cape Breton	QMJHL	68	26	20	46	37	-18	9	4	1
2011-12	Cape Breton	QMJHL	37	14	12	26	27	-18	6	2	1
2011-12	Quebec	QMJHL	23	6	9	15	19	-5	2	0	0
2012-13	Quebec	QMJHL	67	26	42	68	37	30	10	1	5
2013-14	San Antonio	AHL	46	1	7	8	24	-9	0	0	0
2013-14	Cincinnati	ECHL	20	8	10	18	8	5	1	1	-
2014-15	San Antonio	AHL	69	13	12	25	25	3	3	0	2
2015-16	Portland	AHL	19	11	3	14	4	0	3	1	3
<b>2015-16</b>	<b>Florida</b>	<b>NHL</b>	<b>53</b>	<b>5</b>	<b>2</b>	<b>7</b>	<b>13</b>	<b>-7</b>	<b>1</b>	<b>0</b>	<b>1</b>
	<b>NHL Totals</b>		<b>53</b>	<b>5</b>	<b>2</b>	<b>7</b>	<b>13</b>	<b>-7</b>	<b>1</b>	<b>0</b>	<b>1</b>

## PLAYOFFS

Season	Team	Lge	GP	G	A	Pts	PIM
2008-09	Cape Breton	QMJHL	8	0	0	0	0
2009-10	Cape Breton	QMJHL	5	0	0	0	4
2010-11	Cape Breton	QMJHL	4	0	1	1	4
2011-12	Cape Breton	QMJHL	--	--	--	--	--
2011-12	Quebec	QMJHL	11	6	5	11	12
2012-13	Quebec	QMJHL	11	3	5	8	8
2013-14	San Antonio	AHL	--	--	--	--	--
2013-14	Cincinnati	ECHL	24	5	1	6	4
2014-15	San Antonio	AHL	2	0	0	0	0
2015-16	Portland	AHL	3	0	0	0	0
<b>2015-16</b>	<b>Florida</b>	<b>NHL</b>	<b>3</b>	<b>0</b>	<b>0</b>	<b>0</b>	<b>0</b>
	<b>NHL Totals</b>		<b>3</b>	<b>0</b>	<b>0</b>	<b>0</b>	<b>0</b>

# 18 REILLY SMITH

RIGHT WING • 18



**SHOOTS:** LEFT

**HEIGHT:** 6'0" **WEIGHT:** 185

**BORN:** APRIL 1, 1991

**BIRTHPLACE:** TORONTO, ON

**DRAFTED:** 2009- 3rd Round  
(69th overall by Dallas)

**HOW ACQUIRED:** Acquired from Boston  
with F Marc Savard in exchange for F  
Jimmy Hayes, July 1, 2015 .

TEAM	GP	G	A	PTS	PIM
Anaheim	9	0	1	1	0
Arizona	9	0	4	4	0
Boston	4	2	1	3	2
Buffalo	13	4	5	9	4
Calgary	9	3	1	4	2
Carolina	9	4	2	6	6
Chicago	8	3	2	5	0
Colorado	8	1	4	5	0
Columbus	11	0	4	4	0
Dallas	6	1	4	5	4
Detroit	16	3	10	13	4
Edmonton	10	3	1	4	0
Florida	8	3	3	6	2
Los Angeles	9	0	3	3	2
Minnesota	9	2	2	4	2
Montreal	12	0	1	1	4
Nashville	8	3	2	5	2
New Jersey	9	2	3	5	4
NY Islanders	9	3	6	9	19
NY Rangers	9	1	4	5	4
Ottawa	14	4	3	7	2
Philadelphia	9	6	1	7	0
Pittsburgh	9	2	2	4	2
San Jose	8	2	1	3	0
St. Louis	10	0	2	2	4
Tampa Bay	13	1	4	5	2
Toronto	12	1	8	9	2
Vancouver	10	3	2	5	2
Washington	9	0	2	2	0
Winnipeg	6	4	1	5	0

**2015-16:** Scored goal and recorded two assists to tie franchise playoff record for consecutive games with a goal (3) and became the first Panther to record three consecutive multi-point games, ECQF game three, Apr. 17 at NYI...cored in second straight game and recorded an assist in game two of ECQF, Apr. 15 vs. NYI...Recorded a playoff career-high three points (2-1-3) and first playoff multi-goal game in game one of ECQF, Apr. 14 vs. NYI. Tied for third on FLA in goals (25)...Played second career 82-game season...Scored 25th goal of the season Apr. 9 vs. CAR...Recorded two assists, Apr. 4 at TOR...Points in three consecutive games (1-2-3) Mar. 19-24...Recorded an assist Mar. 21 at NYR...Recorded an assist and three hits Mar. 19 vs. DET...Registered five minute major for fighting, first career fighting major and career-high 17 PIM, Mar. 14 at NYI...Scored twice vs. PHI for second time this season Mar. 12 vs. PHI...Recorded an assist and logged 23:27 TOI Mar. 7 vs. BOS...Points in back-to-back games (2-1-3) Mar. 1-3...Scored 20th and 21st (PPG) goals of the season Mar. 1 at WPG...Scored 19th goal of the season (PPG) Feb. 20 vs. WPG...Logged a career-high 24:17 TOI Feb. 15 vs. PIT...Recorded season-high three points (2-1-3) Feb. 9 at BUF...Recorded two assists to extend point streak to six games (4-4-8) Feb.4 vs. DET...Scored goals in four straight games (Jan. 18-26), tying career-high...Tied 2014-15 goal total with 13th goal of the season, Jan. 18 vs. EDM...Goals in career-high four consecutive games (Dec. 12-18)...Scored his seventh goal of the season Dec. 8 vs. OTT...Scored a goal Nov. 29 at DET...Recorded two assists Nov. 14 at TBL...Scored fifth goal of the season Nov. 10 vs. CGY...Led Florida with season-high 7 hits, Nov. 7 at LAK...Led FLA with 3 blocked shots Nov. 5 at SJS...Scored third power play goal of the season Oct. 27 vs. COL...Registered an assist Oct. 13 at CAR...Recorded two power-play goals in his Panthers debut Oct. 10 vs. PHI.

**2014-15:** Has played the last 9 games after missing his 1st game of the season 3/21 in FLA and has four points (1-3-4) in three of those games with an assist March 22 at TBL, goal March 28 vs NYR and two assists April 2 at DET which included his 100th NHL point ... Played his 200th NHL game April 4 vs TOR ... Multi-pt gms: 8 Inj: 0 ... DND: 1 ... Shootout: 1/9 Tm Rec in Lineup: 41-27-12 ... Out: 0-0-1 ... w/G: 8-2-2 ... w/A: 15-5-3 ... w/Pt: 19-7-5 ... PP Pts: 1-9=10 ... GW Pts: 0-2=2 Fun Facts: Signed a one-year contract on 9/29/14 and was signed to a two-year contract extension on March 6 ... He has scored in the final two minutes of a period four times this season

**2013-14:** Played his first full NHL season and recorded career season-highs in all categories ... Was one of three Bruins to play in all 82 games ... Had nine multi-point games, including three points (1-2-3) on Dec. 23 at NSH which were a career-high for points in a game ... Had a career-best seven-game point streak from Jan. 14-28 (3-5-8) ... Also had a five-game point streak from Oct. 12-23 (1-4-5) ... Scored two deciding shootout goals, vs. TBL on March 8 and in PHI on March 30 ... Played his first game as a Bruin on Oct. 3 vs. TBL, recorded his first point as a Bruin on Oct. 5 vs. DET and scored his first goal as a Bruin on Oct. 17 at FLA... Played his 100th NHL game on March 2 at NYR... Tied for second on the team in post-season goals with five points (4-1-5) in 12 games ... Had the club's highest playoff plus/minus at +5 ... Played his first NHL playoff game on April 18 vs. DET, recorded his first NHL playoff point with a goal on April 20 vs. DET and recorded his first NHL playoff assist on April 22 at DET ...

**2012-13:** Split his first full professional season between Dallas and their AHL affiliate, the Texas Stars ... Began the season in Texas before his Jan. 13 recall to Dallas and had another AHL stint from April 2-16 ... Ranked fourth overall in the AHL Stars scoring race with 35 points (14-21-35) in 45 games ... Was one of ten rookies to skate in Dallas during the season and ranked second among Stars rookies in scoring with nine points (3-6-9) in 37 NHL games ... Scored his first NHL point with a goal Feb 15 at VAN and recorded his first NHL assist on Feb. 26 at CBJ... All three of his goals tied the score in the game in which they were tallied ... Had points in consecutive games on three occasions, Feb. 15-17 (2-0-2), Feb. 25-26





(1-1-2) and Mar. 25-29 (0-2-2) .

**2011-12:** Turned pro at the conclusion of his college season, foregoing his senior season of eligibility ... Played three scoreless games in Dallas, including his first NHL game played on March 28 vs. EDM .

**2009-11:** Played three seasons at Miami (Ohio) University with 122 points (66-56-122) in 121 career college games ... Was a finalist for the Hobey Baker Award in 2011-12 as the nation's top Division I college player when he was second in the nation.

## MILESTONES

**First NHL Game:** 3/28/12 at EDM

**First NHL Goal:** 2/15/13 at VAN

**Longest Goal Streak:** Four Games (2X)

Last: 1/18-1/26/16

**Longest Assist Streak:** Four Games (2X)

Last: 1/14-1/20/14

**Longest Point Streak:** Seven Games, 1/14-1/28/14

**Most Goals: Game:** 2 (6X) Last: 3/12/16 vs. PHI

**Most Assists: Game:** 2 (9X) Last: 4/4/16 at TOR

**Most Points: Game:** 3 (3X) Last: 2/9/16 at BUF

**Most PIM: Game:** 17, 3/14/16 at NYI

**Most Shots: Game:** 7, 12/22/16 vs. OTT

## REGULAR SEASON


SEASON	TEAM	GP	G	A	P	+/-	PIM	PP	SH	GW
2007-2008	St. Michael's Buzzers-OPJHL	13	2	7	9	-	22	-	-	-
2008-2009	St. Michael's Buzzers-OJHL	49	27	48	75	-	44	-	-	-
2009-2010	Miami University CCHA	44	8	12	20	-	24	-	-	-
2010-2011	Miami University CCHA	38	28	26	54	-	18	5	2	3
<b>2011-2012</b>	<b>Dallas</b>	<b>3</b>	<b>0</b>	<b>0</b>	<b>0</b>	<b>-3</b>	<b>2</b>	<b>0</b>	<b>0</b>	<b>0</b>
2011-2012	Miami University CCHA	39	30	18	48	-	22	9	2	8
<b>2012-2013</b>	<b>Dallas</b>	<b>37</b>	<b>3</b>	<b>6</b>	<b>9</b>	<b>0</b>	<b>8</b>	<b>0</b>	<b>0</b>	<b>0</b>
2012-2013	Texas AHL	45	14	21	35	13	20	3	1	2
<b>2013-2014</b>	<b>Boston</b>	<b>82</b>	<b>20</b>	<b>31</b>	<b>51</b>	<b>28</b>	<b>14</b>	<b>6</b>	<b>0</b>	<b>3</b>
<b>2014-2015</b>	<b>Boston</b>	<b>81</b>	<b>13</b>	<b>27</b>	<b>40</b>	<b>7</b>	<b>20</b>	<b>1</b>	<b>0</b>	<b>0</b>
<b>2015-2016</b>	<b>Florida</b>	<b>82</b>	<b>25</b>	<b>25</b>	<b>50</b>	<b>19</b>	<b>31</b>	<b>5</b>	<b>0</b>	<b>3</b>
<b>NHL TOTALS</b>		<b>285</b>	<b>61</b>	<b>89</b>	<b>150</b>	<b>51</b>	<b>75</b>	<b>12</b>	<b>0</b>	<b>6</b>

## PLAYOFFS

SEASON	TEAM	GP	G	A	P	PIM
2007-2008	St. Michael's Buzzers-OPJHL	1	0	0	0	2
2008-2009	St. Michael's Buzzers-OJHL	6	9	6	15	10
2012-2013	Texas Stars-AHL	7	0	4	4	0
<b>2013-2014</b>	<b>Boston</b>	<b>12</b>	<b>4</b>	<b>1</b>	<b>5</b>	<b>0</b>
<b>2015-2016</b>	<b>Florida</b>	<b>6</b>	<b>4</b>	<b>4</b>	<b>8</b>	<b>0</b>
<b>NHL TOTALS</b>		<b>18</b>	<b>8</b>	<b>5</b>	<b>13</b>	<b>0</b>

# 22 SHAWN THORNTON

LEFT WING • 22



**SHOOTS:** RIGHT

**HEIGHT:** 6'2" **WEIGHT:** 217

**BORN:** JULY 23, 1977

**BIRTHPLACE:** OSHAWA, ON

**DRAFTED:** 1997- 7th Round  
(190th overall by Toronto)

**HOW ACQUIRED:** Signed as an  
unrestricted free agent on July 1, 2014.

TEAM	GP	G	A	PTS	PIM
Anaheim	10	0	0	0	19
Arizona	16	1	0	1	10
Boston	8	0	0	0	23
Buffalo	41	1	8	9	94
Calgary	11	0	0	0	15
Carolina	27	5	4	9	23
Chicago	14	0	0	0	26
Colorado	11	0	0	0	9
Columbus	18	1	1	2	33
Dallas	18	1	1	2	43
Detroit	13	0	0	0	2
Edmonton	10	0	1	1	26
Florida	30	3	2	5	38
Los Angeles	15	0	1	1	14
Minnesota	12	1	0	1	9
Montreal	40	2	2	4	56
Nashville	10	0	1	1	13
New Jersey	29	4	3	7	47
NY Islanders	26	2	4	6	31
NY Rangers	28	1	0	1	32
Ottawa	42	2	4	6	62
Philadelphia	29	0	2	2	62
Pittsburgh	28	1	5	6	46
San Jose	19	1	2	3	29
St. Louis	16	1	1	2	31
Tampa Bay	29	3	4	7	72
Toronto	37	2	4	6	59
Vancouver	12	1	2	3	29
Washington	29	3	2	5	31
Winnipeg	27	4	4	8	52

**2015-16:** Registered an assist April 5 at MTL...Recorded an assist, four shots and two hits, March 31 vs. NJD...Registered season-high 19 PIM including a five minute fighting major March 7 vs. BOS...Signed one-year contract extension Feb. 25 vs. ARL...Recorded three hits Feb. 20 vs. WPG...Registered three hits, Feb. 15 vs. PIT...Recorded an assist and a team-leading five hits Feb. 12 vs. STL...Logged season-high 13:22 TOI Jan. 26 vs. TOR Recorded an assist Jan. 18 vs. EDM...Registered 5 PIM for fighting to earn his 1,000 career PIM Jan. 2 vs. NYR...Scored first goal of the season, recorded four hits Dec. 20 vs. VAN...Recorded team-high 3 shots Dec. 17 at NJD...Recorded season-high 12:43 TOI Nov. 7 at LAK...Registered 5 PIM for fighting Nov. 5 at SJS...Registered season-high five hits Oct. 17 vs. DAL...Recorded team-high 7 PIM in season opener Oct. 10 vs. PHI.

**2014-15:** Became third player in history to play 600 NHL and AHL games, while becoming the first to play 600 AHL games prior to 600 NHL Games, March 21 vs. BOS...Recorded an assist March 12 vs. WPG...Notched an assist on game-winning goal Feb. 28 vs. BUF...Recorded seven PIM Feb. 15 vs. STL...Recorded five PIM for fighting Feb. 10 vs. ANA...Recorded five PIM for fighting Dec. 4 vs. CBJ...Scored his first goal as a Panther Nov. 24 vs. MIN...Recorded first point as a Panther and of the season (assist) on Nov. 11 vs. SJS...Recorded five hits and a season-high 16:03 TOI Nov. 4 at BOS...Registered four hits Oct. 25 at ARL...Recorded a team-leading four shots and five PIM for fighting Oct. 11 vs. NJD...Made Panthers debut Oct. 9 at TBL.

**2013-14:** Played in 64 games recording eight pts (5-3-8)... Led Bruins w/10 fighting majors...Played his 500th NHL game 10/14 vs Detroit

**2012-13:** Had points in consecutive games March 9-11 with two points (1-1-2) in those contests ... Played his 400th game as a Bruin on March 27 vs. MTL... Missed two games with a concussion and did not dress for one game ... Had his first career multiple-point playoff game with two assists May 21 vs. NYR ... His four post-season assists came in a five-game span from May 21-June 3 and the four points quadrupled his previous single post-season total.

**2011-12:** Established career season-highs in games played (81) and penalty minutes (154) ... Tied for the NHL lead in major penalties with 20 fighting majors ... Scored his first career shorthanded goal on his first career penalty shot on Jan. 10 vs. WPG (Goalie: Ondrej Pavelec) ... Had one multiple-point game, a two-assist effort Jan. 19 at NJD which matched his career-high for assists and points in a game ... Had points in consecutive games on two occasions - Nov. 1-5 (0-2-2) and Dec. 5-6 (1-1-2) ... Played his 400th NHL game Dec. 17 in PHI ... Missed one game with an illness.

**2010-11:** Won Stanley Cup with Boston...Established career season-highs in all offensive categories with 20 points (10-10-20) ... Had one multiple-point game, matching his career-high for goals and points in a game with a two-goal effort Dec. 23 vs. ATL ... Had points in consecutive games on three occasions - Nov. 18-20 (1-1-2), Jan. 15-17 (0-2-2) and March 19-22 (1-1-2) ... Had 14 fighting majors and the Bruins were 9-3-2 in those games ... Played his 300th NHL game Nov. 5 at WSH and recorded his 500th penalty minute Oct. 23 vs. NYR... Missed three games to injury ... Recorded his lone point of the post-season with an assist May 6 in the series-clinching game four vs. PHI ... Received two ten-minute misconducts during the Stanley Cup Final vs. VAN .



**2009-10:** Four of his nine assists were on game-winning goals ... Established a career NHL season-high with 141 penalty minutes ... Had 21 fighting majors, including the first fight in a Winter Classic when he took on D. Carcillo on Jan. 1 vs. PHI at Fenway Park ... The Bruins were 13-4-3 in the 20 games in which he had at least one fight ... Missed five games to injury and did not dress for three games.

**2008-09:** Established a career season-high in games played (79) ... Had one multiple-point game, a (1-1-2) effort Nov. 13 vs. MTL which matched his career-high for points in a game ... Two of his six goals on the season were game-winning efforts, Dec. 20 vs. CAR and Feb. 1 at MTL ... Played his 200th NHL game Feb. 28 vs. WSH ... Missed three games with a back injury ... Added one goal in ten playoff games, scoring his first career post-season goal on April 20 at MTL.

**2007-08:** Had two multiple-point games, both two-point efforts ... Recorded his first career two-goal game Feb. 12 vs. CAR with both goals coming in a 27-second span of the third period ... They were the fastest two goals by a Bruin since Dec. 14, 2003 (Mike Knuble, 0:17) ... Had points in consecutive games twice, Feb. 12-13 (2-1-3 totals) and Feb. 26-28 (1-1-2) ... Played his 100th NHL game Jan. 10 vs. MTL ... Played his first game as a Bruin Oct. 5 at DAL and scored his first point as a Bruin in a two-goal effort Feb. 12 vs. CAR ... Did not dress for four games and missed 20 games with a broken foot ... Played seven scoreless playoff games.

**2006-07:** Won Stanley Cup with Anaheim ... Had three multiple-point games, all two-point nights, including consecutive two-point efforts Dec. 8 (1-1-2) in WSH and Dec. 9 (0-2-2) at TBL ... Had 12 fighting majors ... Began the season in Portland/AHL before his Oct. 28 recall to ANA ... Had two points (0-2-2) in seven games before returning to Portland, but was recalled again on Dec. 8 for the remainder of the season ... Had eight points (4-4-8) with 55 PIM in 15 Portland games ... Played 15 scoreless playoff games with 19 post-season penalty minutes.

**2005-06:** Spent most of the season in Norfolk/AHL and his 32 points (10-22-32) were pro career-highs in assists and points with the Admirals ... Was recalled on three occasions to Chicago, playing ten scoreless NHL games with 16 PIM.

**2004-05:** Spent the season with Chicago's AHL affiliate in Norfolk with 14 (5-9-14) points in 71 Admirals games ... Led the team with 253 penalty minutes and became the first Admiral to accumulate 1,000 career penalty minutes ... Played his 500th AHL game Feb. 2 vs. Binghamton.

**2003-04:** Spent most of the season in Norfolk/AHL with 17 points (6-11-17) and leading the team with 259 PIM in 64 Admirals games ... Recalled for eight games in CHI, scoring his lone NHL goal of the season Mar. 28 vs. St. Louis ... Was named Norfolk's Man of the Year and nominated for that same AHL award for his many charitable and community efforts.

**2002-03:** Began the season in Chicago with two points (1-1-2) and 31 PIM in 13 Blackhawks games ... Played his first NHL game Oct. 10 in Columbus and recorded his first NHL point with an assist in the next game, Oct. 13 vs. Buffalo ... Scored his first NHL goal Oct. 26 in Carolina ... Assigned to Norfolk/AHL on Nov. 14 for the remainder of the season ... Had a professional career-high in goals with 11 and led the team with 213 PIM in 50 Admirals games.

**2001-02:** Spent his first season in the Blackhawks organization with their AHL affiliate in Norfolk ... Had 22 points (8-14-22) with 281 PIM in 70 games.

**2000-01:** Played his last season in the Toronto organization with St. John's/AHL ... Again topped the team and ranked fourth overall in the AHL with 320 PIM, his third straight season with 300+ minutes ... Had 17 points (5-12-17) in 79 games.

**1999-2000:** Spent the season in St. John's/AHL with 16 points (4-12-16) in 60 games ... Recorded 300+ penalty minutes for

## MILESTONES

**First NHL Game:** 10/10/02 at CBJ  
**First NHL Goal:** 10/26/02 at CAR  
**Longest Goal Streak:** None  
**Longest Assist Streak:** Two Games (6X)  
Last: 11/1-11/5/11  
**Longest Point Streak:** Two Games [15X],

Jan. 27 - Jan. 28, 2014  
**Most Goals: Game:** 2 (2X) Last: 12/23/10 vs. ATL  
**Most Assists: Game:** 2 (3X) Last: 1/19/12 at NJD  
**Most Points: Game:** 2 (8X) Last: 1/19/12

at NJD  
**Most PIM: Game:** 22, 2/8/12 at BUF  
**Most Shots: Game:** 7, 1/10/12 vs. WPG

22

SHAWN  
THORNTON

the second straight season with his 316 leading the team and ranking fourth overall in the AHL.

**1998-99:** Played the season in St. John's/AHL with 19 points (8-11-19) in 78 games ... Set a St. John's record with a professional career-high 354 penalty minutes and ranked second in the AHL in that category for the season.

**1997-98:** Spent his first professional season with Toronto's AHL affiliate in St. John's ... Had three assists with 225 PIM in 59 games.

PANTHER



## REGULAR SEASON

SEASON	TEAM	LEAGUE	GP	G	A	P	+/-	PIM	PP	SH	GW
1995-1996	Peterborough	OHL	63	4	10	14	-	192	-	-	-
1996-1997	Peterborough	OHL	61	19	10	29	-	204	-	-	-
1997-1998	St. John's	AHL	59	0	3	3	-	225	-	-	-
1998-1999	St. John's	AHL	78	8	11	19	6	354	2	0	1
1999-2000	St. John's	AHL	60	4	12	16	-9	316	0	0	1
2000-2001	St. John's	AHL	79	5	12	17	-13	320	1	0	0
2001-2002	Norfolk	AHL	70	8	14	22	-3	281	0	0	1
2002-2003	Chicago	NHL	13	1	1	2	-4	31	0	0	0
2002-2003	Norfolk	AHL	50	11	2	13	-7	213	4	0	1
2003-2004	Chicago	NHL	8	1	0	1	2	23	0	0	0
2003-2004	Norfolk	AHL	64	6	11	17	-7	259	0	0	1
2004-2005	Norfolk	AHL	71	5	9	14	-15	253	0	1	1
2005-2006	Chicago	NHL	10	0	0	0	-5	16	0	0	0
2005-2006	Norfolk	AHL	59	10	22	32	-8	192	2	2	1
2006-2007	Anaheim	NHL	48	2	7	9	3	88	0	0	0
2006-2007	Portland	AHL	15	4	4	8	1	55	2	0	1
2007-2008	Boston	NHL	58	4	3	7	-1	74	0	0	1
2008-2009	Boston	NHL	79	6	5	11	-2	123	0	0	2
2009-2010	Boston	NHL	74	1	9	10	-9	141	0	0	0
2010-2011	Boston	NHL	79	10	10	20	8	122	0	0	2
2011-2012	Boston	NHL	81	5	8	13	-7	154	0	1	0
2012-2013	Boston	NHL	45	3	4	7	1	60	0	0	0
2013-2014	Boston	NHL	64	5	3	8	3	74	0	0	1
2014-2015	Florida	NHL	46	1	4	5	-13	50	0	0	0
2015-2016	Florida	NHL	50	1	4	5	-2	80	0	0	0
NHL TOTALS			655	40	58	98	-26	1,036	0	1	6

## PLAYOFFS

SEASON	TEAM	LEAGUE	GP	G	A	P	PIM
1995-1996	Peterborough	OHL	24	3	0	3	25
1996-1997	Peterborough	OHL	11	2	4	6	20
1998-1999	St. John's	AHL	5	0	0	0	9
2000-2001	St. John's	AHL	3	1	2	3	2
2001-2002	Norfolk	AHL	4	0	0	0	4
2002-2003	Norfolk	AHL	9	0	2	2	28
2003-2004	Norfolk	AHL	8	1	1	2	6
2004-2005	Norfolk	AHL	6	0	0	0	8
2005-2006	Norfolk	AHL	4	0	0	0	35
2006-2007	Anaheim	NHL	15	0	0	0	19
2007-2008	Boston	NHL	7	0	0	0	6
2008-2009	Boston	NHL	10	1	0	1	6
2009-2010	Boston	NHL	12	0	0	0	4
2010-2011	Boston	NHL	18	0	1	1	24
2011-2012	Boston	NHL	5	0	0	0	0
2012-2013	Boston	NHL	22	0	4	4	18
2013-2014	Boston	NHL	12	0	1	1	4
2015-2016	Florida	NHL	4	0	0	0	2
NHL TOTALS			105	1	6	7	83



# 21 VINCENT TROCHECK

## CENTER • 21



**SHOOTS:** RIGHT  
**HEIGHT:** 5'10" **WEIGHT:** 182  
**BORN:** JULY 11, 1993  
**BIRTHPLACE:** PITTSBURGH, PA  
**DRAFTED:** 2011- 3rd Round  
 (64th overall by Florida)

TEAM	GP	G	A	PTS	PIM
Anaheim	4	1	1	2	0
Arizona	4	1	0	1	4
Boston	8	1	2	3	2
Buffalo	9	1	2	3	2
Calgary	5	2	1	3	2
Carolina	6	2	1	3	2
Chicago	4	2	0	2	4
Colorado	2	2	1	3	0
Columbus	6	3	1	4	6
Dallas	4	0	2	2	0
Detroit	7	4	3	7	2
Edmonton	2	0	0	0	0
Los Angeles	4	0	1	1	4
Minnesota	2	0	0	0	2
Montreal	7	1	1	2	6
Nashville	3	0	0	0	0
New Jersey	5	1	3	4	2
NY Islanders	6	1	3	4	4
NY Rangers	4	2	0	2	4
Ottawa	7	3	6	9	4
Philadelphia	6	1	5	6	4
Pittsburgh	6	1	2	3	4
San Jose	5	1	2	3	2
St. Louis	3	0	0	0	2
Tampa Bay	9	2	2	4	0
Toronto	7	1	3	4	4
Vancouver	4	2	0	2	2
Washington	4	2	2	4	2
Winnipeg	3	0	2	2	4

**2015-16:** Recorded first career playoff point (assist) in game six of ECQF, Apr. 24 at NYI...Made NHL playoff debut in game five of ECQF, leading FLA with seven hits Apr. 22 vs. NYI... Recorded first career postseason point (assist) in game six of ECQF, April 24 at NYI...Made NHL playoff debut in game five of ECQF, April 22 vs. NYI... Scored goals in career-high (tied) four consecutive games March 19-26...Recorded a goal and an assist, March 15 at MTL...Named NHL Second Star of the Week, for week ending March 13...Points in three consecutive games (1-5-6) Mar. 7-12...Tied career-high for points in a game (1-3-4) Mar. 10 vs. OTT...Recorded an assist and logged career-high 24:15 TOI Mar. 7 vs. BOS...Recorded goals in two consecutive games Feb. 25-27...Named NHL's Third Star of the Week for the week ending Feb. 7...Recorded points in five consecutive games (5-4-9) Jan. 23-Feb. 6...Scored his 13th goal of the season, Jan. 23 vs. TBL...Played in 100th career game Dec. 12 at BOS...Recorded points in three consecutive games (2-1-3, Nov. 10 - Nov. 14)...Registered three points (2-1-3), including 2 PPG and GWG Oct. 27 vs. COL...Recorded a career-high four-point night (1-3-4) Oct. 10 vs. PHI.

**2014-15:** Recorded points (1-1-2) in two consecutive games Feb. 22-24...Recorded an assist Feb. 22 at PIT...Recalled from San Antonio Feb. 22...Reassigned to San Antonio Jan. 20...Recorded a goal Jan. 4 at WSH...Scored a goal in his hometown debut Dec. 20 at PIT...Scored shootout game-winner Dec. 13 at DET...Recorded his first three-point game of his NHL career Dec. 2 at DET (1-2-3)...Recorded his second multi-point game of the season (0-2-2) Nov. 28 vs. OTT...Recorded points in five consecutive games (1-5-6) Nov. 8-Nov. 18...Recorded an assist and a season-high seven shots Nov. 18 at LAK...Scored his first goal of the season Nov. 16 at ANA...Notched two assists for his first career multi-point game Nov. 14 vs. NYI... Recorded his first point of the season (assist) Nov. 8 vs. CGY...Made his regular season debut with the Panthers on Nov. 1 vs. PHI...Recalled from San Antonio on Oct. 31...Recorded six points (2-4-6) in eight games played with the Rampage.

**2013-14:** Recorded first professional point (1a, PP) on Oct. 4 in San Antonio's 2-1 loss to Chicago...Scored first two professional goals in a 4-2 win at Chicago on Oct. 13, earning First Star of the Game...Scored the game-winning goal at Chicago on Oct. 13...Had a two-point night (1g, 1a) in a 5-4 loss to Oklahoma City on Oct. 25...Scored two goals and added an assist in a 4-2 win over Oklahoma City on Oct. 26, earning First Star of the Game...Netted the game-winning goal in a 4-2 win over Oklahoma City on Oct. 26...Had a two-point night (2a) on Nov. 2 in a 5-3 win over Charlotte...Scored the game-tying goal and earned First Star of the Game in a 3-2 shootout win over Oklahoma City on Nov. 9...Scored two goals in a 4-2 loss at Rockford on Nov. 16, a performance that earned him the Second Star of the Game...Scored a goal and added two assists in a 6-1 win over Oklahoma City on Nov. 19, earning the First Star of the Game...Had a three-game point streak (3g, 3a) from Nov. 15-19...Scored a shorthanded goal and added an assist, earning the Third Star of the Game, in a 4-2 loss at Abbotsford on Dec. 6...Was named Third Star in a 5-4 shootout loss at Toronto on Feb. 5 with two assists...Earned the First Star with the game-winning goal and an assist in a 4-1 win at Lake Erie on Feb. 7...Earned the Third Star in a 3-0 win at Utica on Feb. 26, recording three assists for his first three-assist game of his professional career...Recalled by the Florida Panthers on March 5, and notched his first NHL goal in a 5-3 win over New Jersey... Reassigned to San Antonio on April 13, after putting up five goals and eight points in 20 games with Florida...Recorded his 50th professional point (1a) in a 3-1 loss to Abbotsford on April 17.

**2012-13:** Won gold at the 2013 IIHF U-20 World Junior Championship with Team USA, recording six points (three goals, three assists) in seven games...Recorded 59 points (26 goals, 33 assists) with the OHL's Plymouth Whalers, and 50 points (24 goals, 26 assists) with the Saginaw Spirit for a league-leading total of 109 points on the season...Named to the OHL's First All-Star Team...Awarded the Eddie Powers Memorial Trophy for accumulating the most points in the OHL...Recog-



nized as the OHL's most outstanding player with the Red Tilson Award.

**2011-12:** Put up 85 points (29 goals, 56 assists) in 65 games with Saginaw...Led Saginaw in points and assists.

**2010-11:** Drafted 64th overall by the Florida Panthers in the 2011 NHL Entry Draft. Played in 68 games with Saginaw recording 62 points (26-36-62), ranked third points.

**2009-10:** Appeared in 68 games with Saginaw, tallying 43 points (15 goals, 28 assists) in his rookie season.

# MILESTONES

<b>First NHL Game:</b> 3/7/14 vs. BUF	<b>Longest Point Streak:</b> Five Games (2X) Last: 1/23-2/6/16	<b>Most Points: Game:</b> 4 (2X) Last: 3/10/16 vs. OTT
<b>First NHL Goal:</b> 3/14/14 vs. NJD	<b>Most Goals: Game:</b> 2 (3X) Last: 2/4/16 vs. DET	<b>Most PIM: Game:</b> 4 (2X) Last: 3/21/16 at NYR
<b>Longest Goal Streak:</b> Four Games, 3/19-3/26/16	<b>Most Assists: Game:</b> 3 (2X) Last: 3/10/16 vs. OTT	<b>Most Shots: Game:</b> 7, 11/18/14 vs. LAK
<b>Longest Assist Streak:</b> Two Games (6X) Last: 11/1-11/5/11		

# REGULAR SEASON

SEASON	TEAM	LEAGUE	GP	G	A	P	+/-	PIM	PP	SH	GW
2008-2009	Detroit Little Caesars		44	27	19	46	-	32	-	-	-
2009-2010	Saginaw	OHL	68	15	28	43	5	56	5	0	-
2010-2011	Saginaw	OHL	68	26	36	62	14	60	8	5	-
2011-2012	Saginaw	OHL	65	29	56	85	15	65	9	4	-
2012-2013	Saginaw	OHL	35	24	26	50	18	34	4	3	-
2012-2013	Plymouth	OHL	28	26	33	59	31	24	6	2	-
<b>2013-2014</b>	<b>Florida</b>	<b>NHL</b>	<b>20</b>	<b>5</b>	<b>3</b>	<b>8</b>	<b>-11</b>	<b>6</b>	<b>1</b>	<b>1</b>	<b>0</b>
2013-2014	San Antonio	AHL	55	16	26	42	-5	32	4	1	3
<b>2014-2015</b>	<b>Florida</b>	<b>NHL</b>	<b>50</b>	<b>7</b>	<b>15</b>	<b>22</b>	<b>9</b>	<b>24</b>	<b>1</b>	<b>0</b>	<b>0</b>
2014-2015	San Antonio	AHL	23	8	11	19	1	19	2	1	0
<b>2015-2016</b>	<b>Florida</b>	<b>NHL</b>	<b>76</b>	<b>25</b>	<b>28</b>	<b>53</b>	<b>15</b>	<b>44</b>	<b>4</b>	<b>1</b>	<b>4</b>
<b>NHL TOTALS</b>			<b>146</b>	<b>37</b>	<b>46</b>	<b>83</b>	<b>13</b>	<b>74</b>	<b>6</b>	<b>2</b>	<b>4</b>

# PLAYOFFS

SEASON	TEAM	LEAGUE	GP	G	A	P	PIM
2008-2009	Detroit Little Caesars	T1EHL	7	1	4	5	0
2009-2010	Saginaw	OHL	6	2	2	4	2
2010-2011	Saginaw	OHL	12	6	5	11	4
2011-2012	Saginaw	OHL	12	5	6	11	10-
2012-2013	Plymouth	OHL	15	10	14	24	8
2014-2015	San Antonio	AHL	3	1	1	2	2
<b>2015-2016</b>	<b>Florida</b>	<b>NHL</b>	<b>2</b>	<b>0</b>	<b>1</b>	<b>1</b>	<b>0</b>
<b>NHL TOTALS</b>			<b>2</b>	<b>0</b>	<b>1</b>	<b>1</b>	<b>0</b>

# 3 KEITH YANDLE

## DEFENSE • 3



### SHOOTS: LEFT

**HEIGHT:** 6'1" **WEIGHT:** 196

**BORN:** SEPT. 9, 1986

**BIRTHPLACE:** BOSTON, MA

**DRAFTED:** 2005- 4th Round

(105th overall by Phoenix)

**HOW ACQUIRED:** Signed as an unrestricted free agent on June 24, 2016.

TEAM	GP	G	A	PTS	PIM
Anaheim	39	8	22	30	43
Arizona	2	1	1	2	2
Boston	13	1	10	11	2
Buffalo	13	1	6	7	4
Calgary	33	7	12	19	20
Carolina	14	1	5	6	12
Chicago	30	3	12	15	26
Colorado	28	1	13	14	18
Columbus	30	3	19	22	15
Dallas	40	4	14	18	30
Detroit	27	5	10	15	14
Edmonton	34	6	17	23	25
Florida	12	0	8	8	6
Los Angeles	44	5	20	25	26
Minnesota	29	2	9	11	29
Montreal	11	0	6	6	2
Nashville	30	6	18	24	12
New Jersey	13	1	9	10	4
NY Islanders	13	1	7	8	12
NY Rangers	11	0	3	3	4
Ottawa	14	1	7	8	4
Philadelphia	15	3	6	9	2
Pittsburgh	10	0	2	2	4
San Jose	42	2	9	11	20
St. Louis	29	3	10	13	26
Tampa Bay	13	1	3	4	20
Toronto	11	1	8	9	6
Vancouver	31	4	12	16	20
Washington	16	1	10	11	2
Winnipeg	14	0	9	9	10

**2015-16:** Led NHL defensemen in power-play assists (13) and power-play points (14) from the All-Star break to the end of the regular season... The first NY Rangers defenseman to register at least 40 assists in one season since B. Leetch (2001-02)... Became one of three NHL defensemen who have recorded at least 40 assists in each of the last three seasons (along with Erik Karlsson and P.K. Subban)... Is One of 23 players - and one of two defensemen - who have played at least 500 consecutive games in NHL history... Ranked fifth among NHL defensemen in primary assists (24), tied for fifth in power-play assists (20), and ranked eighth in assists (42)... Tied for third among NHL defensemen in games with an assist (38)... Led NYR in assists and power-play assists, tied for the team lead in power-play points (22), ranked second in primary assists, tied for second in even strength assists (22), and ranked fourth in points (47)... Was one of two NYR - and the only defenseman - who skated in each of the team's 82 games... Recorded two assists in back-to-back games (3/23-3/26)... Scored power-play goal on March 4 at WSH... Tied season-high five-game point streak (1-4-5, March 4 -March 13)... Recorded season-high five-game point streak (0-5-5, February 10 - February 18)... Scored third goal of the season on Jan. 22 at CAR... Scored second goal of the season on Jan. 5 vs. DAL... Recorded two assists Dec. 15 vs. EDM... Scored first goal of the season on Oct. 22 vs. ARI... Registered two assists on Oct. 10 at CBJ... Recorded an assist in season debut Oct. 7 at CHI.

**2014-15:** Established a career-high in games played (84); is one of nine players who have skated in at least 84 games in one season since 1995-96 ... Tied for the NHL lead in games played, ranked second in power play assists (27), and tied for 10th in power play points (29) ... Led all NHL defensemen in assists (46) and power play assists, ranked third in power play points, ranked sixth in shots on goal (232), and tied for ninth in points (52) ... Registered three shots on goal, was credited with one hit, and recorded one takeaway in 19:41 of ice time while making his Rangers debut on March 2 vs. NSH ... Tallied his first goal/point as a Ranger by recording the game-winning goal on March 14 at BUF; became the first Ranger to tally a game-winning goal as his first goal with the team since Mike Rupp (Oct. 18, 2011 at VAN) ... Tied single-game career-highs with three assists/points on March 22 vs. ANA; notched his first assist as a Ranger ... Registered two points (one goal, one assist), including the game-winning goal, on April 4 vs. NJD ... Tied single-game career-highs with three assists/points, and recorded an assist on the game-winning goal in overtime, on Oct. 11 vs. LAK ... Notched two points (one goal, one assist) and tied a single-game career-high with nine shots on goal while skating in his 500th career NHL game on Oct. 21 at NSH ... Tied a single-game career-high with three points (one goal, two assists) on Nov. 14 at VAN ... Registered 12 points (two goals, 10 assists) in a 17-game span from Nov. 23 at ANA to Jan. 3 vs. CBJ ... Notched an assist/point in 12 of 14 games from Jan. 15 vs. CGY to Feb. 13 vs. SJS (14 assists over the span) ... Recorded his 300th career NHL point with an assist on Jan. 20 at CHI ... Registered a seven-game assist/point streak from Jan. 29 at TOR to Feb. 9 at CHI (nine assists) ... Established playoff career-highs in games played (19), assists (nine), points (11), plus/minus rating (plus-seven), and shots on goal (32), and tied playoff career-highs in goals (two), power play assists (four), and power play points (four) ... Tied for sixth in the NHL in plus/minus rating and tied for eighth in power play assists in the playoffs ... Ranked third among NHL defensemen in plus/minus rating, tied for third among NHL defensemen in assists and points, tied for fourth in power play assists, tied for fifth in power play points, and tied for sixth in goals ... Tied for the team lead in assists, ranked second on the Rangers in power play assists, ranked third in plus/minus rating, tied for third in power play points, and ranked fourth in points ... Led team defensemen in assists, points, and plus/minus rating, ranked second in power play assists and power play points, tied for second in shots on goal, and ranked third in goals ... Tallied an assist on the game-winning goal while skating in his first playoff contest as a member of the Rangers in Game 1 of the First Round vs. PIT on April 16 ... Posted two consecutive multi-point games in Game 3 of the Eastern Conference





Final at TBL on May 20 and Game 4 at TBL on May 22 (one goal, four assists over the span); became the first Blueshirts defenseman to tally two assists in two consecutive playoff games since Game 1 and Game 2 of the Eastern Conference Quarterfinals against ATL in 2007 (Fedor Tyutin) ... Tied a single-game playoff career-high with three points (one goal,

two assists) and registered his first playoff goal as a Ranger in Game 4 at TBL on May 22 ... Tallied two points (one goal, one assist) and posted a plus-two rating in Game 6 at TBL on May 26; became the first Rangers defenseman to post at least three multi-point games in a four-game span during the playoffs since 1995 (Brian Leetch – five in six games).

## MILESTONES

**First NHL Game:** 10/11/06 at DET

**First NHL Goal:** 12/18/07 at PHI

**Longest Goal Streak:** 2 Games (6X) Last: 12/3-12/4/13

**Longest Assist Streak:** 9 Games, 1/11-1/26/11

**Longest Point Streak:** 10 Games, 1/11-2/1/11

**Most Goals: Game:** 2 (3X) Last: 12/31/13 at EDM

**Most Assists: Game:** 3 (8X) Last: 3/22/15 vs. ANA

**Most Points: Game:** 3 (14X) Last: 3/22/15 vs. ANA

**Most PIM: Game:** 17, 10/31/09 vs. ANA

**Most Shots: Game:** 9 (3X) Last: 10/21/14 at NSH

## REGULAR SEASON

SEASON	TEAM	LEAGUE	GP	G	A	P	+/-	PIM	PPG	SHG	GWG
2004-05	Cushing Academy	High-MA		34	14	40	54	--	52	--	--
2005-06	Moncton	QMJHL	66	25	59	84	50	109	15	0	3
<b>2006-07</b>	<b>Phoenix</b>	<b>NHL</b>	<b>7</b>	<b>0</b>	<b>2</b>	<b>2</b>	<b>0</b>	<b>8</b>	<b>0</b>	<b>0</b>	<b>0</b>
	San Antonio	AHL	69	6	27	33	-15	97	3	0	1
<b>2007-08</b>	<b>Phoenix</b>	<b>NHL</b>	<b>43</b>	<b>5</b>	<b>7</b>	<b>12</b>	<b>-12</b>	<b>14</b>	<b>4</b>	<b>0</b>	<b>0</b>
	San Antonio	AHL	30	1	14	15	3	80	1	0	--
<b>2008-09</b>	<b>Phoenix</b>	<b>NHL</b>	<b>69</b>	<b>4</b>	<b>26</b>	<b>30</b>	<b>-4</b>	<b>37</b>	<b>1</b>	<b>0</b>	<b>0</b>
<b>2009-10</b>	<b>Phoenix</b>	<b>NHL</b>	<b>82</b>	<b>12</b>	<b>29</b>	<b>41</b>	<b>16</b>	<b>45</b>	<b>5</b>	<b>0</b>	<b>2</b>
<b>2010-11</b>	<b>Phoenix</b>	<b>NHL</b>	<b>82</b>	<b>11</b>	<b>48</b>	<b>59</b>	<b>12</b>	<b>68</b>	<b>3</b>	<b>0</b>	<b>0</b>
<b>2011-12</b>	<b>Phoenix</b>	<b>NHL</b>	<b>82</b>	<b>11</b>	<b>32</b>	<b>43</b>	<b>5</b>	<b>51</b>	<b>0</b>	<b>0</b>	<b>2</b>
<b>2012-13</b>	<b>Phoenix</b>	<b>NHL</b>	<b>48</b>	<b>10</b>	<b>20</b>	<b>30</b>	<b>4</b>	<b>54</b>	<b>5</b>	<b>0</b>	<b>3</b>
<b>2013-14</b>	<b>Phoenix</b>	<b>NHL</b>	<b>82</b>	<b>8</b>	<b>45</b>	<b>53</b>	<b>-23</b>	<b>63</b>	<b>3</b>	<b>0</b>	<b>2</b>
<b>2014-15</b>	<b>Arizona</b>	<b>NHL</b>	<b>63</b>	<b>4</b>	<b>37</b>	<b>41</b>	<b>-32</b>	<b>32</b>	<b>2</b>	<b>0</b>	<b>0</b>
	NY Rangers	<b>NHL</b>	<b>21</b>	<b>2</b>	<b>9</b>	<b>11</b>	<b>6</b>	<b>8</b>	<b>0</b>	<b>0</b>	<b>2</b>
<b>2015-2016</b>	<b>NY Rangers</b>	<b>NHL</b>	<b>82</b>	<b>5</b>	<b>42</b>	<b>47</b>	<b>-4</b>	<b>40</b>	<b>2</b>	<b>0</b>	<b>1</b>
	<b>NHL TOTALS</b>		<b>661</b>	<b>72</b>	<b>297</b>	<b>369</b>	<b>-32</b>	<b>420</b>	<b>25</b>	<b>0</b>	<b>12</b>

## PLAYOFFS

SEASON	TEAM	LEAGUE	GP	G	A	P	+/-	PIM	PPG	SHG	GWG
2005-06	Moncton	QMJHL	21	6	14	20	10	36	3	1	1
	Moncton	QMJHL	5	3	0	3	--	12	1	0	0
2007-08	San Antonio	AHL	5	0	0	0	-4	8	0	0	--
<b>2009-10</b>	<b>Phoenix</b>	<b>NHL</b>	<b>7</b>	<b>2</b>	<b>3</b>	<b>5</b>	<b>-1</b>	<b>4</b>	<b>1</b>	<b>0</b>	<b>0</b>
<b>2010-11</b>	<b>Phoenix</b>	<b>NHL</b>	<b>4</b>	<b>0</b>	<b>5</b>	<b>5</b>	<b>-5</b>	<b>0</b>	<b>0</b>	<b>0</b>	<b>0</b>
<b>2011-12</b>	<b>Phoenix</b>	<b>NHL</b>	<b>16</b>	<b>1</b>	<b>8</b>	<b>9</b>	<b>5</b>	<b>10</b>	<b>0</b>	<b>0</b>	<b>0</b>
<b>2014-15</b>	<b>NY Rangers</b>	<b>NHL</b>	<b>19</b>	<b>2</b>	<b>9</b>	<b>11</b>	<b>7</b>	<b>10</b>	<b>0</b>	<b>0</b>	<b>0</b>
<b>2015-16</b>	<b>NY Rangers</b>	<b>NHL</b>	<b>5</b>	<b>1</b>	<b>0</b>	<b>1</b>	<b>-4</b>	<b>2</b>	<b>0</b>	<b>0</b>	<b>0</b>
	<b>NHL TOTALS</b>		<b>51</b>	<b>6</b>	<b>25</b>	<b>31</b>	<b>2</b>	<b>26</b>	<b>1</b>	<b>0</b>	<b>0</b>

# KEITH YANDOLE

**2013-14:** Established career-highs in power play assists (28), power play points (31), and shots on goal (241) ... Ranked third in the NHL in power play assists and tied for fifth in power play points ... Led all NHL defensemen in power play assists, tied for first among NHL defensemen in power play points, ranked third in assists (45), ranked fourth in shots on goal, and tied for sixth in points (53) ... Led the Coyotes in assists and points, tied for first in games played (82), ranked second in average ice time (24:08) and shots on goal, and tied for fifth in game-winning goals (two) ... Skated in all of Phoenix's games for the fifth consecutive season ... Recorded a five-game assist/point streak from Oct. 22 vs. CGY to Oct. 31 vs. NSH, and posted four multi-point games over the five contests (one goal, eight assists).

**2012-13:** Established a career-high in game-winning goals (three) and tied a career-high in power play goals (five) ... Ranked second among NHL defensemen in shots on goal (130), tied for second among NHL defensemen in game-winning goals, tied for third in goals (10), and tied for fourth in points (30) and power play goals ... Led the Coyotes in points, power play goals, and shots on goal, tied for the team lead in game-winning goals and games played (48), ranked second in assists (20), power play points (10), and average ice time (22:14), ranked third in power play assists (five), and ranked fifth in goals ... Tallied his 200th career NHL point on Mar. 4 vs. ANA.

**2011-12:** Led the Coyotes in average ice time (22:20), tied for the team lead in games played (82), ranked second in assists (32) and power play assists (11), ranked third in shots on goal (196), and tied for fourth in power play points (11) ... Led Phoenix defensemen in assists, points (43), power play assists, power play points, and shots on goal, tied for first in game-winning goals (two), and ranked second in goals (11) ... Represented the Coyotes in the NHL All-Star Game for the second consecutive season ... Tied for fourth among NHL defensemen in assists (eight) and tied for fifth among NHL defensemen in points (nine) in the playoffs ... Led the Coyotes in assists and plus/minus rating (plus-five), tied for first in power play assists (three), and tied for second in points and power play points (three).

**2010-11:** Established career-highs in assists (48), points (59), and average ice time (24:22) ... Ranked second among NHL defensemen in assists, ranked third in points, tied for fifth in power play assists (23), and ranked eighth in power play points (26) ... Led the Coyotes in assists and average ice time, tied for the team lead in power play assists and power play points, ranked second in points, ranked third in plus/minus rating (plus-12), and tied for third in shots on goal (199) ... Recorded the most assists and points by a Jets/Coyotes defenseman in one season since the franchise moved to Phoenix prior to the 1996-97 season ... Was selected to his first NHL All-Star Game ... Posted a career-high 10-game point streak from Jan. 11 at CBJ to Feb. 1 at SJS, including a career-high nine-game assist streak from Jan. 11 at CBJ to Jan. 26 at COL ... Led Phoenix in assists (five), power play assists (four), and average ice time (25:50), and tied for the team lead in points (five) and power play points (four) in the playoffs.

**2009-10:** Established career-highs in games played (82), goals (12), plus/minus rating (plus-16), and power play goals (five) ... Led the Coyotes in plus/minus rating, tied for the team lead in power play points (16), tied for second in power play goals and power play assists (11), ranked third in assists (29), ranked fourth in points (41), and tied for fifth in game-winning goals (two) ... Established single-game career-highs with three assists/points on Oct. 28 at CBJ ... Established a single-game career-high with two goals on Jan. 26 at DET ... Established a playoff career-high in goals (two) ... Tied for the team lead in power play goals (one), power play assists (three), and power play points (four) ... Tallied his first career NHL playoff goal/assist/point as part of a two-point effort (one goal, one assist) while making his NHL playoff debut in Game 1 of the Western Conference Quarter-finals vs. DET on Apr. 14.

**2008-09:** Tied for second on the Coyotes in power play assists (12) and ranked fourth in assists (26) and power play points (13) ... Recorded an assist while skating in his 100th career NHL game on Feb. 19 vs. ATL.

**2007-08:** Tallied his first career NHL goal on Dec. 18 at PHI ...

**2006-07:** Made his NHL debut on Oct. 11 at DET ... Notched his first career NHL assist/point

PANTHER

on Oct. 14 at NSH...

**2007-08:** Recorded 15 points (one goal, 14 assists) in 30 games with San Antonio ... Skated in five playoff games.

**2006-07:** Led San Antonio defensemen in assists (27) and points (33)...

**2005-06:** Registered 84 points (25 goals, 59 assists) and posted a plus-50 rating in 66 games with the Moncton Wildcats ... Received the "Emile Bouchard Trophy" as QMJHL Defenseman of the Year, and was also named CHL Defenseman of the Year ... Tallied 20 points (six goals, 14 assists) in 21 playoff games to help Moncton win the QMJHL Championship ... Registered three goals/points in five Memorial Cup contests.



# PROSPECTS IN THE SYSTEM



## JONATHAN ANG

CENTER | Shoots Right | 5-11, 165 lbs. | Born 1/31/98 in Markham, ON

**DRAFTED:** Selected by Florida in the fourth round (94th overall) of the 2016 NHL Draft

### REGULAR SEASON

	Team	Lge	GP	G	A	Pts	PIM
2013-14	Whitby	OJHL	1	0	0	0	0
2014-15	Peterborough	OHL	59	10	10	20	18
2015-16	Peterborough	OHL	68	21	28	49	44

### PLAYOFFS

	Team	Lge	GP	G	A	Pts	PIM
2013-14	Whitby	OJHL	-	-	-	-	-
2014-15	Peterborough	OHL	5	0	1	1	4
2015-16	Peterborough	OHL	7	3	6	9	2



## KARCH BACHMAN

LEFT WING | Shoots Left | 5-11, 175 lbs | Born 3/10/97 in Fort Wayne, IN

**DRAFTED:** Selected by Florida in the fifth round (132nd overall) of the 2015 NHL Draft

### REGULAR SEASON

	Team	Lge	GP	G	A	Pts	PIM
2012-13	Culver A. High-IN		25	14	14	28	10
2013-14	Culver A. High-IN		41	36	15	51	28
2013-14	Tri-City	USHL	2	0	0	0	0
2015-16	Green Bay	USHL	5	1	1	2	0
2015-16	Chicago	USHL	24	11	4	15	8
2015-16	Cedar Rapids	USHL	6	2	3	5	2

### PLAYOFFS

	Team	Lge	GP	G	A	Pts	PIM
2012-13	Culver A. High-IN		--	--	--	--	--
2013-14	Culver A. High-IN		--	--	--	--	--
2013-14	Tri-City	USHL	--	--	--	--	--
2015-16	Green Bay	USHL	--	--	--	--	--
2015-16	Chicago	USHL	--	--	--	--	--
2015-16	Cedar Rapids	USHL	--	--	--	--	--



## CHASE BALISY

CENTER | 5-11, 180 lbs | Born 2/2/92 in Fullerton, CA

**HOW ACQUIRED:** Signed by Florida as a free agent on June 1, 2015

### REGULAR SEASON

	Team	Lge	GP	G	A	Pts	PIM
2008-09	USNTDP U-18	NAHL	42	8	14	22	8
2009-10	U.S. Nat, U-18	USHL	26	5	5	10	6
2009-10	U.S. Nat, U-17	USHL	2	0	1	1	2
2010-11	Western Mich.	CCHA	42	12	18	30	12
2011-12	Western Mich.	CCHA	41	13	24	37	35
2012-13	Western Mich.	CCHA	38	11	14	25	12
2013-14	Western Mich.	NCHC	40	13	24	37	14
2014-15	St. John's	AHL	73	21	23	44	30
2015-16	Portland	AHL	69	9	17	26	12

### PLAYOFFS

	Team	Lge	GP	G	A	Pts	PIM
2008-09	USNTDP U-18	NAH	--	--	--	--	--
2009-10	U.S. Nat, U-18	USHL	--	--	--	--	--
2009-10	U.S. Nat, U-17	USHL	--	--	--	--	--
2010-11	Western Mich.	CCHA	--	--	--	--	--
2011-12	Western Mich.	CCHA	--	--	--	--	--
2012-13	Western Mich.	CCHA	--	--	--	--	--
2013-14	Western Mich.	CCHA	--	--	--	--	--
2014-15	St. John's	AHL	--	--	--	--	--
2015-16	Portland	AHL	2	0	1	1	0






## RYAN BEDNARD

GOALTENDER | Catches Left | 6-5, 200 lbs | Born 3/31/97 in Macomb, Michigan

**DRAFTED:** Selected by Florida in the seventh round (206th overall) of the 2015 NHL Draft



### REGULAR SEASON

	Team	Lge	GP	W	L	T	SO	GAA	Pct
2014-15	Johnstown NAHL		37	16	16	5	1	2.66	0.913
2014-15	Youngstown USHL		1	0	1	0	0	4.08	0.889
2015-16	Youngstown USHL		39	22	8	5	2	2.38	0.918

## GRAHAM BLACK

CENTER | Shoots Left | 6-0, 185 lbs. | Born 1/13/93 in Regina, SK

**HOW ACQUIRED:** Traded to Florida with F Paul Thompson in exchange for F Marc Savard and a 2018 second round pick on June, 10, 2016.



### REGULAR SEASON

	Team	Lge	GP	G	A	Pts	PIM
2009-10	Regina Pat SMHL		42	22	27	49	40
2010-11	Regina Pat SMHL		43	47	29	76	48
2010-11	Swift Current WHL		6	1	1	2	0
2011-12	Swift Current WHL		71	17	33	50	49
2012-13	Swift Current WHL		68	24	26	50	33
2013-14	Swift Current WHL		69	34	63	97	43
2013-14	Albany AHL		2	0	0	0	0
2014-15	Albany AHL		46	7	7	14	16
2015-16	Albany AHL		50	7	2	9	20

### PLAYOFFS

	Team	Lge	GP	G	A	Pts	PIM
2009-10	Regina Pat SMHL		5	7	3	10	20
2010-11	Regina Pat SMHL		--	--	--	--	--
2010-11	Swift Current WHL		--	--	--	--	--
2011-12	Swift Current WHL		--	--	--	--	--
2012-13	Swift Current WHL		5	1	3	4	2
2013-14	Swift Current WHL		6	2	2	4	6
2013-14	Albany AHL		--	--	--	--	--
2014-15	Albany AHL		--	--	--	--	--
2015-16	Albany AHL		5	2	2	4	2

# PROSPECTS IN THE SYSTEM



## HENRIK BORGSTROM

CENTER | Shoots Left | 6-3, 185 lbs. | Born on August 6, 1997 in Helsinki, Finland


**DRAFTED:** Selected by Florida in the first round (23rd overall) of the 2016 NHL Draft

### REGULAR SEASON

	Team	Lge	GP	G	A	Pts	PIM
2013-14	HIFK U18	Finl. U18	30	8	12	20	6
2014-15	HIFK U18	Finl. U18	21	12	25	37	4
2015-16	HIFK Jr.	Finland U18	40	29	26	55	20

### PLAYOFFS

	Team	Lge	GP	G	A	Pts	PIM
2013-14	HIFK U18	Finl. U18	5	1	0	1	0
2014-15	HIFK U18	Finl. U18	12	7	8	15	2
2015-16	HIFK Jr.	Finl. U18	4	4	2	6	0



## CONNOR BRICKLEY

CENTER | Shoots Left | 6-0, 203 lbs. | Born 2/25/92 in Everett, MA

**DRAFTED:** Selected in the second round (50th overall) of the 2010 NHL Draft

### REGULAR SEASON

	Team	Lge	GP	G	A	Pts	PIM
2009-10	Des Moines	sUSHL	52	22	21	43	68
2010-11	U. of Vermont	H-East	35	4	9	13	33
2011-12	U. of Vermont	H-East t23	9	3	12	16	
2012-13	U. of Vermont	H-East24	3	5	8	31	
2013-14	U. of Vermont	H-East	35	5	10	15	49
2013-14	San Antonio	AHL	8	1	1	2	4
2014-15	San Antonio	AHL	73	22	25	47	66
2015-16	Florida	NHL	23	1	4	5	14
2015-16	Portland	AHL	45	12	15	27	26

### PLAYOFFS

	Team	Lge	GP	G	A	Pts	PIM
2009-10	Des Moines	USHL	--	--	--	--	--
2010-11	U. of Vermont	H-East	--	--	--	--	--
2011-12	U. of Vermont	H-East	--	--	--	--	--
2012-13	U. of Vermont	H-East	--	--	--	--	--
2013-14	U. of Vermont	H-East	--	--	--	--	--
2013-14	San Antonio	AHL	--	--	--	--	--
2014-15	San Antonio	AHL	3	1	1	2	0
2015-16	Florida	NHL	--	--	--	--	--
2015-16	Portland	AHL	5	0	1	1	2



## SAM BRITTAIN

GOALTENDER | Catches Left | 6-3, 226 lbs. | Born 5/10/92 in Calgary, AB

**DRAFTED:** Selected in the fourth round (92nd overall) of the 2010 NHL Draft

### REGULAR SEASON

	Team	Lge	GP	W	L	T	SO	GAA	Pct
2008-09	Canmore	AJHL	3	1	2	0	0	3.02	0.894
2009-10	Canmore	AJHL	52	23	19	8	2	3.27	0.896
2010-11	U. of Denver	WCHA	33	19	9	5	1	2.28	0.921
2011-12	U. of Denver	WCHA	12	8	4	0	1	2.36	0.932
2012-13	U. of Denver	WCHA	13	5	7	0	0	2.95	0.907
2013-14	U. of Denver	NCHC	39	19	14	6	5	2.22	0.929
2014-15	Cincinnati	ECHL	27	14	11	1	4	2.71	0.895
2014-15	San Antonio	AHL	7	4	2	1	1	1.76	0.943
2015-16	Portland	AHL	25	8	10	3	0	2.79	0.906

### PLAYOFFS

	Team	GP	W	L	T	SO	GAA
2009-10	Canmore	9	5	4	0	0	3.00



## JOSH BROWN

DEFENSE | Shoots Right | 6-5, 225 lbs. | Born 1/21/94 in London, ON

**HOW ACQUIRED:** Selected by Florida in the sixth round (152nd overall) of the 2013 NHL Draft

### REGULAR SEASON

	Team	Lge	GP	G	A	Pts	PIM
2010-11	Whitby	OJHL	35	6	4	10	59
2011-12	Oshawa	OHL	46	0	4	4	49
2012-13	Oshawa	OHL	68	0	16	16	79
2013-14	Oshawa	OHL	56	2	10	12	83
2014-15	Oshawa	OHL	60	4	17	21	92
2015-16	Portland	AHL	10	0	1	1	7
2015-16	Manchester	ECHL	54	1	11	12	80

### PLAYOFFS

	Team	Lge	GP	G	A	Pts	PIM
2010-11	Whitby	OJHL	--	--	--	--	--
2011-12	Oshawa	OHL	2	0	0	0	0
2012-13	Oshawa	OHL	9	1	4	5	11
2013-14	Oshawa	OHL	9	0	0	0	18
2014-15	Oshawa	OHL	21	2	2	4	30
2015-16	Portland	AHL	--	--	--	--	--
2015-16	Manchester	ECHL	5	0	0	0	4



## MATT BUCKLES

CENTER | Shoots Right | 6-3, 218 lbs. | Born 5/5/95 in Toronto, ON

**DRAFTED:** Selected by Florida in the fourth round (98th overall) of the 2013 NHL Draft

### REGULAR SEASON

	Team	Lge	GP	G	A	Pts	PIM
2011-12	Toronto	OJHL	46	15	21	36	76
2012-13	St. Michael's/OJHL		50	40	31	71	107
2013-14	Cornell Univ./ECAC		29	4	0	4	39
2014-15	Cornell Univ./ECAC		29	8	3	11	33
2015-16	Cornell Univ. ECAC		31	8	3	11	4

### PLAYOFFS

	Team	Lge	GP	G	A	Pts	PIM
2011-12	Toronto	OJHL	21	5	6	11	20
2012-13	St. Michael's/OJHL		17	7	10	17	54
2013-14	Cornell Univ./ECAC		--	--	--	--	--
2014-15	Cornell Univ./ECAC		--	--	--	--	--
2015-16	Cornell Univ. ECAC		--	--	--	--	--



## EVAN COWLEY

GOALTENDER | Catches Left | 6-4, 201 lbs. | Born 7/31/95 in Cranbrook, BC

**DRAFTED:** Selected by Florida in the fourth round (92nd overall) of the 2013 NHL Draft

### REGULAR SEASON

	Team	Lge	GP	W	L	T	SO	GAA	Pct
2012-13	Wichita Falls NAHL		50	22	24	4	3	2.90	0.900
2013-14	U. of Denver NCHC		5	1	2	0	0	1.76	0.949
2014-15	U. of Denver NCHC		20	9	6	2	3	2.16	0.924
2015-16	U. of Denver NCHC		16	8	5	1	1	2.07	0.929





# PROSPECTS IN THE SYSTEM



## ALEXANDER DELNOV

LEFT WING | Shoots Left | 6-0, 189 lbs. | Born 1/14/94 in Moscow, Russia

**DRAFTED:** Selected by Florida in the fourth round (114th overall) of the 2012 NHL Draft

### REGULAR SEASON

	Team	Lge	GP	G	A	Pts	PIM
2011-12	Mytisch Jr.	MHL	47	11	11	22	16
2012-13	Seattle	WHL	69	20	29	49	33
2012-13	San Antonio	AHL	6	0	0	0	0
2013-14	Seattle	WHL	71	29	34	63	42
2014-15	Yugra	KHL	2	0	0	0	2
2014-15	Yugry	MHL	42	15	33	48	39
2015-16	Khabarovsk	KHL	8	0	0	0	6
2015-16	Zvezda	VHL	4	0	1	1	2
2015-16	Penza	VHL	20	10	4	14	2

### PLAYOFFS

	Team	Lge	GP	G	A	Pts	PIM
2011-12	Mytisch Jr.	MHL	--	--	--	--	--
2012-13	Seattle	WHL	7	2	2	4	0
2012-13	San Antonio	AHL	--	--	--	--	--
2013-14	Seattle	WHL	9	4	0	4	8
2014-15	Yugra	KHL	--	--	--	--	--
2014-15	Yugry	MHL	9	6	7	13	2
2015-16	Khabarovsk	KHL	--	--	--	--	--
2015-16	Zvezda	VHL	--	--	--	--	--
2015-16	Penza	VHL	--	--	--	--	--



## MICHAEL DOWNING

DEFENSE | Shoots Left | 6-2, 200 lbs. | Born 5/19/95 in Canton, MI

**HOW ACQUIRED:** Selected by Florida in the fourth round (97th overall) of the 2013 NHL Draft

### REGULAR SEASON

	Team	Lge	GP	G	A	Pts	PIM
2011-12	Dubuque	USHL	54	4	10	14	68
2012-13	Dubuque	USHL	52	3	20	23	107
2013-14	U. of Michigan	Big-1034	2	10	12	60	
2014-15	U. of Michigan	Big-1036	6	16	22	76	
2015-16	U. of Michigan	Big-1035	3	17	20	66	
2015-16	Portland	AHL	1	0	0	0	4

### PLAYOFFS

	Team	Lge	GP	G	A	Pts	PIM
2011-12	Dubuque	USHL	5	1	1	2	4
2012-13	Dubuque	USHL	11	0	3	3	6
2013-14	U. of Michigan	Big-10--	--	--	--	--	--
2014-15	U. of Michigan	Big-10--	--	--	--	--	--
2015-16	U. of Michigan	Big-10--	--	--	--	--	--
2015-16	Portland	AHL	--	--	--	--	--



## HUGO FAGERBLOM

GOALTENDER | Catches Left | 6-6, 202 lbs. | Born 1/9/96 in Boras, Sweden

**DRAFTED:** Selected in the seventh round (182nd overall) of the 2014 NHL Draft

### REGULAR SEASON

	Team	Lge	GP	W	L	T	SO	GAA	Pct
2012-13	Frolunda U-18	SWE	21	15	5	0	5	1.66	
2013-14	Frolunda U-18	SWE	20	15	5	0	4	2.25	
2014-15	Boras	SWE-4	3	3	0	0	0	2.33	
2014-15	Frolunda JR.	SuperElit	21	12	6	0	2	2.56	
2015-16	Frolunda JR.	SuperElit	20	9	8	0	0	3.74	.863
2015-16	Grastorps	SWE-4	4					3.20	.910

### PLAYOFFS

	Team	Lge	GP	W	L	SO	GAA
2011-12	Frolunda U-18	SWE	--	--	--	--	--
2012-13	Frolunda U-18	SWE	1	0	1	0	3.54
2013-14	Boras	SWE-4	2	1	1	0	2.01
2014-15	Frolunda JR.	SuperElit	--	--	--	--	--
2015-16	Frolunda JR.	SuperElit	4	2	1	0	2.01
2015-16	Grastorps	SWE-4	2	0	2	0	6.23





## MIGUEL FIDLER

LEFT WING | Shoots Left | 6-1, 200 lbs. | Born 3/17/96 in Edina, MN

**DRAFTED:** Selected in the fifth round (143rd overall) of the 2014 NHL Draft

### REGULAR SEASON

	Team	Lge	GP	G	A	Pts	PIM
2011-12	Edina	High-MN	25	2	9	11	42
2012-13	Edina	High-MN	23	5	6	11	28
2013-14	Team SW UMHSEL		20	5	4	9	32
2013-14	Edina	High-MN	25	16	25	41	24
2014-15	Lincoln	USHL	45	5	16	21	55
2014-15	Madison	USHL	15	2	4	6	8
2015-16	Ohio State	Big-10	20	3	4	7	14

### PLAYOFFS

	Team	Lge	GP	G	A	Pts	PIM
2011-12	Edina	High-MN	5	4	3	7	0
2012-13	Edina	High-MN	6	3	1	4	4
2013-14	Team SW UMHSEL		3	3	4	7	10
2013-14	Edina	High-MN	5	4	5	9	4
2014-15	Lincoln	USHL	--	--	--	--	--
2014-15	Madison	USHL	--	--	--	--	--
2015-16	Ohio State	Big-10	--	--	--	--	--



## BEN FINKELSTEIN

DEFENSE | Shoots Right | 5-9, 180 lbs. | Born 10/1/97 in South Burlington, VT

**DRAFTED:** Selected by Florida in the seventh round (195th overall) of the 2016 NHL Draft

### REGULAR SEASON

	Team	Lge	GP	G	A	Pts	PIM
2013-14	Kimball Union	USHS	37	7	18	25	
2013-14	Boston Jr. U18	MHSL	8	1	3	4	0
2014-15	Kimball Union	USHS	28	7	19	26	
2015-16	Kimball Union	USHS	35	24	46	70	
2015-16	Boston Jr. U18	MHSL U18	11	8	16	24	2



# PROSPECTS IN THE SYSTEM



## SHANE HARPER

RIGHT WING | Shoots Right | 5-11, 193 lbs. | Born 2/1/89 in Valencia, CA

**HOW ACQUIRED:** Signed as a free agent on July 1, 2015

### REGULAR SEASON

	Team	Lge	GP	G	A	Pts	PIM
2005-06	Everett	WHL	62	6	4	10	8
2006-07	Everett	WHL	58	3	12	15	23
2007-08	Everett	WHL	71	17	26	43	18
2008-09	Everett	WHL	72	32	34	66	10
2009-10	Everett	WHL	72	42	38	80	38
2009-10	Adirondack	AHL	5	1	0	1	2
2010-11	Greenville	ECHL	48	22	23	45	20
2010-11	Adirondack	AHL	20	1	2	3	4
2011-12	Adirondack	AHL	70	13	14	27	43
2012-13	Adirondack	AHL	48	5	5	10	35
2012-13	Trenton	ECHL	15	14	13	27	2
2013-14	Chicago	AHL	63	13	20	33	8
2014-15	Chicago	AHL	75	32	18	50	14
2015-16	Portland	AHL	59	12	25	37	18

### PLAYOFFS

	Team	Lge	GP	G	A	Pts	PIM
2005-06	Everett	WHL	5	1	0	1	0
2006-07	Everett	WHL	8	1	2	3	0
2007-08	Everett	WHL	4	0	2	2	0
2008-09	Everett	WHL	5	0	4	4	0
2009-10	Everett	WHL	7	6	4	10	6
2009-10	Adirondack	AHL	--	--	--	--	--
2010-11	Greenville	ECHL	11	4	6	10	2
2010-11	Adirondack	AHL	--	--	--	--	--
2011-12	Adirondack	AHL	--	--	--	--	--
2012-13	Adirondack	AHL	--	--	--	--	--
2012-13	Trenton	ECHL	--	--	--	--	--
2013-14	Chicago	AHL	9	2	3	5	0
2014-15	Chicago	AHL	5	0	4	4	4
2015-16	Portland	AHL	5	2	0	2	0



## JAYCE HAWRYLUK

CENTER | Shoots Right | 5-11, 186 lbs. | Born 1/1/96 in Yorkton, SK

**DRAFTED:** Selected by Florida in the second round (32nd overall) of the 2014 NHL Draft

### REGULAR SEASON

	Team	Lge	GP	G	A	Pts	PIM
2012-13	Brandon	WHL	61	18	25	43	46
2013-14	Brandon	WHL	59	24	40	64	44
2014-15	Brandon	WHL	54	30	35	65	69
2015-16	Brandon	WHL	58	47	59	106	101

### PLAYOFFS

	Team	Lge	GP	G	A	Pts	PIM
2012-13	Brandon	WHL	--	--	--	--	--
2013-14	Brandon	WHL	8	5	7	12	14
2014-15	Brandon	WHL	16	10	9	19	24
2015-16	Brandon	WHL	21	7	23	30	29



# STEVEN HODGES

CENTER | Shoots Left | 6-0, 185 lbs. | Born 5/5/94 in Yellowknife, NT  
**HOW ACQUIRED:** Selected in the third round (84th overall) of the 2012 NHL Draft



## REGULAR SEASON

	Team	Lge	GP	G	A	Pts	PIM
2009-10	Chilliwack	WHL	5	0	2	2	0
2010-11	Chilliwack	WHL	58	5	6	11	44
2011-12	Victoria	WHL	72	21	25	46	62
2012-13	Victoria	WHL	60	28	23	51	67
2013-14	Victoria	WHL	52	21	26	47	65
2014-15	San Antonio AHL		23	1	1	2	4
2014-15	Cincinnati ECHL		28	8	7	15	32
2015-16	Portland AHL		6	0	0	0	0
2015-16	Manchester ECHL		8	3	3	6	2

## PLAYOFFS

	Team	Lge	GP	G	A	Pts	PIM
2009-10	Chilliwack	WHL	--	--	--	--	--
2010-11	Chilliwack	WHL	3	0	0	0	0
2011-12	Victoria	WHL	4	0	4	4	4
2012-13	Victoria	WHL	6	2	4	6	2
2013-14	Victoria	WHL	9	4	6	10	9
2014-15	San Antonio AHL		--	--	--	--	--
2014-15	Cincinnati ECHL		--	--	--	--	--
2015-16	Portland AHL		--	--	--	--	--
2015-16	Manchester ECHL		--	--	--	--	--

# LINUS HULTSTROM

DEFENSE | Shoots Right | 5-11, 194 lbs. | Born 12/9/92 in Vimmerby, Sweden  
**HOW ACQUIRED:** Signed as a free agent on May 3, 2016



## REGULAR SEASON

	Team	Lge	GP	G	A	Pts	PIM
2009-10	Linkopings HCSEL		1	0	0	0	0
2011-12	Linkopings HCSEL		5	0	0	0	4
2011-12	Oskarshamn IKSwe1		47	5	12	17	26
2012-13	Linkopings HCSEL		55	5	3	8	32
2013-14	Linkopings HCSweHL		31	1	1	2	8
2013-14	Oskarshamn IKSwe-123		2	9	11	6	
2014-15	Linkopings HCSHL		5	0	0	0	0
2014-15	Leksands IF SHL		48	10	23	33	20
2015-16	Djurgardens IFSHL		52	12	19	31	16

## PLAYOFFS

	Team	Lge	GP	G	A	Pts	PIM
2009-10	Linkopings HCSEL		--	--	--	--	--
2011-12	Linkopings HCSEL		--	--	--	--	--
2011-12	Oskarshamn IKSwe-1		--	--	--	--	--
2012-13	Linkopings HCSEL		10	0	2	2	2
2013-14	Linkopings HCSweHL		10	0	3	3	4
2013-14	Oskarshamn IKSwe-1		--	--	--	--	--
2014-15	Linkopings HCSHL		--	--	--	--	--
2014-15	Leksands IF SHL		--	--	--	--	--
2015-16	Djurgardens IFSHL		8	3	9	12	6

# PROSPECTS IN THE SYSTEM



## DRYDEN HUNT

LEFT WING | Shoots Left | 6-2, 197 lbs. | Born 11/24/95 in Cranbrook, BC

**HOW ACQUIRED:** Signed as a free agent on March 2, 2016

### REGULAR SEASON

	Team	Lge	GP	G	A	Pts	PIM
2010-11	Trail	BCHL	4	0	0	0	0
2011-12	Regina	WHL	62	5	5	10	28
2012-13	Regina	WHL	2	0	0	0	0
2013-14	Regina	WHL	62	21	19	40	64
2014-15	Regina	WHL	37	14	33	47	32
2014-15	Medicine Hat	WHL	34	19	17	36	18
2015-16	Moose Jaw	WHL	72	58	58	116	48

### PLAYOFFS

	Team	Lge	GP	G	A	Pts	PIM
2010-11	Trail	BCHL	--	--	--	--	--
2011-12	Regina	WHL	3	0	0	0	0
2012-13	Regina	WHL	--	--	--	--	--
2013-14	Regina	WHL	4	4	1	5	4
2014-15	Regina	WHL	--	--	--	--	--
2014-15	Medicine Hat	WHL	10	5	2	7	6
2015-16	Moose Jaw	WHL	10	7	9	16	8



## YAROSLAV KOSOV

LEFT WING | Shoots Left | 6-3, 220 lbs. | Born 7/5/93 in Magnitogorsk, Russia

**DRAFTED:** Selected by Florida in the fifth round (124th overall) of the 2011 NHL Draft

### REGULAR SEASON

	Team	Lge	GP	G	A	Pts	PIM
2010-11	Magnitogorsk Jr.	MHL	42	11	10	21	22
2011-12	Magnitogorsk Jr.	MHL	12	6	4	10	6
2011-12	Magnitogorsk	KHL	27	4	5	9	6
2012-13	Magnitogorsk	KHL	40	4	3	7	10
2013-14	Magnitogorsk	KHL	32	2	2	4	0
2013-14	Magnitogorsk Jr.	MHL	2	1	2	3	0
2013-14	Orsk	VHL	2	1	1	2	2
2014-15	Magnitogorsk	KHL	52	4	5	9	14
2015-16	Magnitogorsk	KHL	53	4	1	5	28

### PLAYOFFS

	Team	Lge	GP	G	A	Pts	PIM
2010-11	Magnitogorsk Jr.	MHL	17	6	1	7	0
2011-12	Magnitogorsk Jr.	MHL	6	0	0	0	0
2011-12	Magnitogorsk	KHL	7	0	0	0	0
2012-13	Magnitogorsk	KHL	5	0	0	0	0
2013-14	Magnitogorsk	KHL	21	2	1	3	0
2013-14	Magnitogorsk Jr.	MHL	--	--	--	--	--
2013-14	Orsk	VHL	--	--	--	--	--
2014-15	Magnitogorsk	KHL	5	0	0	0	4
2015-16	Magnitogorsk	KHL	23	4	3	7	6





# JUHO LAMMIKKO

RIGHT WING | Shoots Left | 6-2, 207 lbs. | Born 1/29/96 in Noormarkku, Finland

**DRAFTED:** Selected in the third round (65th overall) of the 2014 NHL Draft



## REGULAR SEASON

	Team	Lge	GP	G	A	Pts	PIM
2011-12	Assat U-18FIN U-18		2	0	1	1	0
2011-12	Assat Jr. FIN Jr.		2	0	1	1	0
2012-13	Assat U-18FIN U-18		31	21	32	53	22
2012-13	Assat Jr. FIN Jr.		15	0	1	1	10
2013-14	Assat Jr. FIN Jr.		37	17	25	42	32
2013-14	Assat SM-liiga		20	0	1	1	0
2014-15	Kingston OHL		64	18	26	44	36
2015-16	Portland AHL		1	0	0	0	2
2015-16	Assat SM-liiga		5	2	0	2	4
2015-16	Kingston OHL		59	22	33	55	51

## PLAYOFFS

	Team	Lge	GP	G	A	Pts	PIM
2011-12	Assat U-18FIN U-18		--	--	--	--	--
2011-12	Assat Jr. FIN Jr.		--	--	--	--	--
2012-13	Assat U-18FIN U-18		9	5	6	11	12
2012-13	Assat Jr. FIN Jr.		--	--	--	--	--
2013-14	Assat Jr. FIN Jr.		11	3	5	8	28
2013-14	Assat SM-liiga		--	--	--	--	--
2014-15	Kingston OHL		4	1	1	2	8
2015-16	Portland AHL		--	--	--	--	--
2015-16	Assat SM-liiga		--	--	--	--	--
2015-16	Kingston OHL		9	3	4	7	6

# DENIS MALGIN

CENTER | Shoots Right | 5-9, 177 lbs. | Born 1/18/97 in Olten, Switzerland

**HOW ACQUIRED:** Selected by Florida in the fourth round (102nd overall) of the 2015 NHL Draft



## REGULAR SEASON

	Team	Lge	GP	G	A	Pts	PIM
2011-12	ZSC U-17Swiss U-17		25	17	19	36	34
2012-13	ZSC U-17Swiss U-17		7	6	10	16	16
2012-13	GCK LionsSwiss Jr.		25	15	11	26	14
2013-14	GCK LionsSwiss-B		38	6	13	19	14
2014-15	Zurich SCSwiss-A		23	2	6	8	8
2014-15	GCK LionsSwiss-B		24	6	6	12	4
2015-16	GCK LionsSwiss-B		7	2	3	5	2
2015-16	Zurich SCSwiss-A		38	5	12	17	12

## PLAYOFFS

	Team	Lge	GP	G	A	Pts	PIM
2011-12	ZSC U-17Swiss U-17		8	2	7	9	2
2012-13	ZSC U-17Swiss U-17		5	4	5	9	4
2012-13	GCK LionsSwiss Jr.		3	1	1	2	2
2013-14	GCK LionsSwiss-B		--	--	--	--	--
2014-15	Zurich SCSwiss-A		18	4	2	6	4
2014-15	GCK LionsSwiss-B		5	1	8	9	4
2015-16	GCK LionsSwiss-B		2	1	1	2	0
2015-16	Zurich SCSwiss-A		3	0	0	0	0

# PROSPECTS IN THE SYSTEM



## MAXIM MAMIN

CENTER | Shoots Left | 6-0, 170 lbs. | Born 1/13/95 in Moscow, Russia

**DRAFTED:** Selected by Florida in the sixth round (175th overall) of the 2016 NHL Draft

### REGULAR SEASON

	Team	Lge	GP	G	A	Pts	PIM
2013-14	Vityaz Podolsk		32	1	2	3	18
2013-14	Krasnaya Jr.		49	11	24	35	14
2014-15	Vityaz Moscow		26	5	1	6	21
2014-15	Krasnaya Jr		4	1	4	5	2
2014-15	CSKA MoscowKHL		39	5	5	10	10
2015-16	CSKA MoscowKHL		48	4	3	7	67

### PLAYOFFS

	Team	Lge	GP	G	A	Pts	PIM
2013-14	Vityaz Podolsk		2	1	0	1	2
2013-14	Krasnaya Jr.		20	5	16	21	0
2014-15	Vityaz Moscow		26	5	1	6	21
2014-15	Krasnaya Jr		4	3	4	7	8
2014-15	CSKA MoscowKHL		14	0	0	0	27
2015-16	CSKA MoscowKHL		19	1	1	2	14



## ADAM MASCHERIN

LEFT WING | Shoots Left | 5-10, 206 lbs. | Born 6/6/98 in Maple, Ontario

**DRAFTED:** Selected by Florida in the second round (38th overall) of the 2016 NHL Draft

### REGULAR SEASON

	Team	Lge	GP	G	A	Pts	PIM
2013-14	Georgetown OJHL		5	5	7	12	0
2014-15	Kitchener OHL		62	12	17	29	18
2015-16	Kitchener OHL		65	35	46	81	16

### PLAYOFFS

	Team	Lge	GP	G	A	Pts	PIM
2013-14	Georgetown OJHL		11	6	2	8	0
2014-15	Kitchener OHL		6	1	1	2	4
2015-16	Kitchener OHL		9	6	6	12	0



## IAN MCCOSHEN

DEFENSE | Shoots Left | 6-3, 217 lbs. | Born 8/5/95 in Anaheim, CA

**DRAFTED:** Selected by Florida in the second round (31st overall) of the 2013 NHL Draft

### REGULAR SEASON

	Team	Lge	GP	G	A	Pts	PIM
2009-10	Shattuck High-MN		58	21	35	56	46
2010-11	Waterloo USHL		42	0	6	6	38
2011-12	Waterloo USHL		55	8	12	20	43
2012-13	Waterloo USHL		53	11	33	44	48
2013-14	Boston Col H-East		35	5	8	13	48
2014-15	Boston Col H-East		35	6	10	16	63
2015-16	Boston Col H-East		40	6	15	21	86

### PLAYOFFS

	Team	Lge	GP	G	A	Pts	PIM
2009-10	Shattuck High-MN		--	--	--	--	--
2010-11	Waterloo USHL		2	0	0	0	0
2011-12	Waterloo USHL		15	4	3	7	6
2012-13	Waterloo USHL		5	2	2	4	4
2013-14	Boston Col H-East		--	--	--	--	--
2014-15	Boston Col H-East		--	--	--	--	--
2015-16	Boston Col H-East		--	--	--	--	--



# PROSPECTS IN THE SYSTEM



## SAMUEL MONTEMBEAULT

GOALTENDER | Catches Left | 6-3, 180 lbs. | Born 10/30/96 in Quebec, QC

**HOW ACQUIRED:** Selected by Florida in the third round (77th overall) of the 2015 NHL Draft

### REGULAR SEASON

	Team	League	GP	W	L	T	OT	SO	Sv%	GAA
2013-14	Blainville-Boisbriand	QMJHL	14	9	1	1	--	0	.898	2.35
2014-15	Blainville-Boisbriand	QMJHL	52	33	11	7	--	3	.891	2.59
2015-16	Blainville-Boisbriand	QMJHL	47	17	27	--	--	3	0.901	2.63



## LINUS NASSEN

DEFENSEMAN | Shoots Left | 6-0, 167 lbs. | Born 5/10/98 in Norrtälje, Sweden

**HOW ACQUIRED:** Selected by Florida in the third round (89th overall) of the 2016 NHL Draft

### REGULAR SEASON

	Team	Lge	GP	G	A	Pts	PIM
2013-14	SDE HF U18	Sweden U18	29	6	7	13	8
2014-15	Lulea U18	Sweden U18	39	8	19	27	32
2014-15	Lulea U18	Sweden U18	5	0	0	0	0
2015-16	LLulea U18	Sweden U18	3	2	6	8	4
2015-16	Lulea Jr.	Sweden Jr.	42	5	16	21	22
2015-16	Lulea	SHL	10	0	0	0	0

### PLAYOFFS

	Team	Lge	GP	G	A	Pts	PIM
2013-14	SDE HF U18	Sweden U18	6	1	1	2	2
2014-15	Lulea U18	Sweden U18	--	--	--	--	--
2014-15	Lulea U18	Sweden U18	--	--	--	--	--
2015-16	LLulea U18	Sweden U18	--	--	--	--	--
2015-16	Lulea Jr.	Sweden Jr.	2	0	0	0	2
2015-16	Lulea	SHL	--	--	--	--	--






# JONATHAN RACINE

DEFENSE | Shoots Left | 6-2, 194 lbs. | Born 5/28/93 in Montreal, QC

**HOW ACQUIRED:** Selected by Florida in the third round (87th overall) of the 2011 NHL Draft



## REGULAR SEASON

	Team	Lge	GP	G	A	Pts	PIM
2009-10							
2010-11	Shawinigan QMJHL		55	0	4	4	43
2011-12	Shawinigan QMJHL		68	2	5	7	86
2012-13	Shawinigan QMJHL		61	3	10	13	107
2012-13	Moncton QMJHL		61	8	13	21	138
2013-14	San Antonio AHL		8	0	0	0	4
2013-14	San Antonio AHL		51	0	6	6	91
2014-15	Florida NHL		1	0	0	0	2
2015-16	San Antonio AHL		70	0	7	7	149
	Portland AHL		69	1	8	9	89
	<b>NHL Totals</b>		<b>1</b>	<b>0</b>	<b>0</b>	<b>0</b>	<b>2</b>

## PLAYOFFS

	Team	Lge	GP	G	A	Pts	PIM
2009-10							
2010-11	Shawinigan QMJHL		6	0	0	0	0
2011-12	Shawinigan QMJHL		12	0	1	1	22
2012-13	Shawinigan QMJHL		11	1	5	6	22
2012-13	Moncton QMJHL		5	0	0	0	7
2013-14	San Antonio AHL		--	--	--	--	--
2013-14	San Antonio AHL		--	--	--	--	--
2014-15	Florida NHL		--	--	--	--	--
2015-16	San Antonio AHL		3	0	1	1	4
	Portland AHL		5	0	0	0	4

# KYLE RAU

CENTER | Shoots Left | 5-8, 178 lbs. | Born 10/24/92 in Eden Prairie, MN

**HOW ACQUIRED:** Selected in the third round (91st overall) of the 2011 NHL Draft



## REGULAR SEASON

	Team	Lge	GP	G	A	Pts	PIM
2010-11	Sioux Falls USHL		11	4	6	10	15
2011-12	U. of Minn WCHA		40	18	25	43	29
2012-13	U. of Minn WCHA		40	15	25	40	22
2013-14	U. of Minn Big-10		41	14	26	40	16
2014-15	U. of Minn Big-10		39	20	21	41	18
2014-15	San Antonio AHL		7	2	1	3	0
2015-16	Portland AHL		63	17	14	31	24
2015-16	Florida NHL		9	0	0	0	2
	<b>NHL Totals</b>		<b>9</b>	<b>0</b>	<b>0</b>	<b>0</b>	<b>2</b>

## PLAYOFFS

	Team	Lge	GP	G	A	Pts	PIM
2010-11	Sioux Falls USHL		10	7	5	12	4
2011-12	U. of Minn WCHA		--	--	--	--	--
2012-13	U. of Minn WCHA		--	--	--	--	--
2013-14	U. of Minn Big-10		--	--	--	--	--
2014-15	U. of Minn Big-10		--	--	--	--	--
2014-15	San Antonio AHL		1	0	0	0	2
2015-16	Portland AHL		5	1	1	2	2
2015-16	Florida NHL		--	--	--	--	--
	<b>NHL Totals</b>		<b>--</b>	<b>--</b>	<b>--</b>	<b>--</b>	<b>--</b>

# PROSPECTS IN THE SYSTEM



## BRENT REGNER

DEFENSE | Shoots Right | 5-11, 189 lbs. | Born 5/17/89 in Westlock, AB

**HOW ACQUIRED:** Signed as a free agent on July 1, 2015

### REGULAR SEASON

	Team	Lge	GP	G	A	Pts	PIM
2005-06	Vancouver	WHL	1	0	0	0	0
2006-07	Vancouver	WHL	64	1	5	6	19
2007-08	Vancouver	WHL	72	8	39	47	45
2008-09	Vancouver	WHL	70	15	52	67	42
2009-10	Syracuse	AHL	50	4	16	20	22
2010-11	Springfield	AHL	56	6	13	19	17
2011-12	Springfield	AHL	75	2	29	31	26
2012-13	Peoria	AHL	66	3	15	18	22
2012-13	Evansville	ECHL	2	1	0	1	0
2012-13	Chicago	AHL	7	0	1	1	7
2013-14	Chicago	AHL	63	3	21	24	36
2014-15	Chicago	AHL	71	6	23	29	29
2015-16	Portland	AHL	65	5	18	23	34
2015-16	Florida	NHL	7	0	0	0	4
	<b>NHL Totals</b>		<b>7</b>	<b>0</b>	<b>0</b>	<b>0</b>	<b>4</b>

### PLAYOFFS

	Team	Lge	GP	G	A	Pts	PIM
2005-06	Vancouver	WHL	--	--	--	--	--
2006-07	Vancouver	WHL	22	0	6	6	10
2007-08	Vancouver	WHL	10	0	10	10	10
2008-09	Vancouver	WHL	17	2	11	13	6
2009-10	Syracuse	AHL	--	--	--	--	--
2010-11	Springfield	AHL	--	--	--	--	--
2011-12	Springfield	AHL	--	--	--	--	--
2012-13	Peoria	AHL	--	--	--	--	--
2012-13	Evansville	ECHL	--	--	--	--	--
2012-13	Chicago	AHL	--	--	--	--	--
2013-14	Chicago	AHL	9	2	4	6	6
2014-15	Chicago	AHL	3	1	1	2	0
2015-16	Portland	AHL	5	0	3	3	0
2015-16	Florida	NHL	--	--	--	--	--
	<b>NHL Totals</b>		<b>--</b>	<b>--</b>	<b>--</b>	<b>--</b>	<b>--</b>



## THOMAS SCHEMITSCH

DEFENSE | Shoots Right | 6-4, 206 lbs. | Born 10/26/96 in Thornhill, ON

**HOW ACQUIRED:** Selected by Florida in the third round (88th overall) of the 2015 NHL Draft

### REGULAR SEASON

	Team	Lge	GP	G	A	Pts	PIM
2012-13	Toronto	OJHL	4	0	0	0	0
2013-14	Owen Sound	OHL	63	6	11	17	26
2014-15	Owen Sound	OHL	68	14	35	49	36
2015-16	Owen Sound	OHL	51	9	22	31	22

### PLAYOFFS

	Team	Lge	GP	G	A	Pts	PIM
2012-13	Toronto	OJHL	1	0	0	0	0
2013-14	Owen Sound	OHL	5	1	0	1	2
2014-15	Owen Sound	OHL	5	0	2	2	2
2015-16	Owen Sound	OHL	6	0	4	4	2




## PATRICK SHEA

CENTER | Shoots Right | 5-11, 186 lbs. | Born 3/25/97 in Marshfield, MA

**HOW ACQUIRED:** Selected by Florida in the seventh round (192nd overall) of the 2015 NHL Draft

### REGULAR SEASON

	Team	Lge	GP	G	A	Pts	PIM
2014-15	Boston Jr. Minor-MA	11	5	7	12	20	
2014-15	Kimball	High-NH	33	19	20	39	
2015-16	Boston Jr. T118U-MA	11	6	9	15	50	
2015-16	Kimball	High-NH	35	26	45	71	



## COLIN STEVENS

GOALTENDER | Catches Left | 6-2, 180 lbs. | Born 6/30/93 in Niskayuna, NY

**HOW ACQUIRED:** Signed as a free agent on March 22, 2015

### REGULAR SEASON

	Team	League	GP	W	L	T	OT	SO	Sv%	GAA
2011-12	Union College	ECAC	11	4	2	4		0	2.25	
2012-13	Union College	ECAC	12	5	3	0		3	1.62	
2013-14	Union College	ECAC	36	28	4	2		6	2.05	
2014-15	Union College	ECAC	31	16	15	0		2	2.31	
2015-16	Manchester	ECHL	28	15	9		2	2	2.77	.908

### PLAYOFFS

	GP	W	L	SO	Sv%	GAA
	--	--	--	--	--	--
	--	--	--	--	--	--
	--	--	--	--	--	--
	--	--	--	--	--	--
	1	0	1	0	3.09	.864



# PROSPECTS IN THE SYSTEM



## RILEY STILLMAN

DEFENSEMAN | Shoots Left | 6-1, 180 lbs. | Born 3/9/98 in Peterborough, Ontario

**HOW ACQUIRED:** Selected by Florida in the fourth round (114th overall) of the 2016 NHL Draft

### REGULAR SEASON

	Team	Lge	GP	G	A	Pts	PIM
2014-15	Cobourg	OJHL	46	5	19	24	53
2014-15	Oshawa	OHL	9	0	0	0	5
2015-16	Oshawa	OHL	62	6	15	21	69

### PLAYOFFS

	Team	Lge	GP	G	A	Pts	PIM
2014-15	Cobourg	OJHL	9	1	1	2	16
2014-15	Oshawa	OHL	--	--	--	--	--
2015-16	Oshawa	OHL	5	0	0	0	2



## PAUL THOMPSON

RIGHT WING | Shoots Right | 6-1, 200 lbs. | Born 11/30/88 in Methuen, NH

**HOW ACQUIRED:** Traded to Florida from New Jersey with Graham Black in exchange for Marc Savard and a 2018 second round pick

### REGULAR SEASON

	Team	Lge	GP	G	A	Pts	PIM
2005-06	New Hampshire Jr. EJHL		38	13	17	30	20
2006-07	New Hampshire Jr. EJHL		44	45	38	83	56
2007-08	U. of New HampshireH-East		35	6	6	12	22
2008-09	U. of New HampshireH-East		27	4	5	9	22
2009-10	U. of New HampshireH-East		39	19	20	39	24
2010-11	U. of New HampshireH-East		39	28	24	52	30
2010-11	Wilkes-Barre	AHL	6	1	2	3	2
2011-12	Wilkes-Barre	AHL	67	10	15	25	37
2011-12	Wheeling	ECHL	1	1	1	2	0
2012-13	Wilkes-Barre	AHL	58	20	9	29	84
2013-14	Wilkes-Barre	AHL	39	4	3	7	50
2013-14	Springfield	AHL	30	4	4	8	50
2014-15	Albany	AHL	73	33	22	55	67
2015-16	Albany	AHL	56	13	22	35	96
2015-16	New Jersey	NHL	3	0	0	0	2
	<b>NHL Totals</b>			<b>3</b>	<b>0</b>	<b>0</b>	<b>2</b>

### PLAYOFFS

	Team	Lge	GP	G	A	Pts	PIM
2005-06	New Hampshire Jr. EJHL		--	--	--	--	--
2006-07	New Hampshire Jr. EJHL		--	--	--	--	--
2007-08	U. of New HampshireH-East		--	--	--	--	--
2008-09	U. of New HampshireH-East		--	--	--	--	--
2009-10	U. of New HampshireH-East		--	--	--	--	--
2010-11	U. of New HampshireH-East		--	--	--	--	--
2010-11	Wilkes-Barre	AHL	4	0	1	1	2
2011-12	Wilkes-Barre	AHL	12	2	1	3	2
2011-12	Wheeling	ECHL	--	--	--	--	--
2012-13	Wilkes-Barre	AHL	15	3	3	6	21
2013-14	Wilkes-Barre	AHL	--	--	--	--	--
2013-14	Springfield	AHL	5	0	0	0	5
2014-15	Albany	AHL	--	--	--	--	--
2015-16	Albany	AHL	10	3	1	4	16
2015-16	New Jersey	NHL	--	--	--	--	--





## MACKENZIE WEEGAR

DEFENSE | Shoots Right | 6-0, 212 lbs. | Born 1/7/94 in Ottawa, ON


**HOW ACQUIRED:** Selected by Florida in the seventh round (206th overall) of the 2013 NHL Draft

### REGULAR SEASON

	Team	Lge	GP	G	A	Pts	PIM
2010-11	Nepean	CCHL	5	0	2	2	0
2011-12	Nepean	CCHL	53	13	37	50	61
2012-13	Halifax	QMJHL	62	8	36	44	58
2013-14	Halifax	QMJHL	61	12	47	59	97
2014-15	San Antonio	AHL	31	2	8	10	40
2014-15	Cincinnati	ECHL	21	1	12	13	13
2015-16	Portland	AHL	62	7	17	24	60

### PLAYOFFS

	Team	Lge	GP	G	A	Pts	PIM
2010-11	Nepean	CCHL	--	--	--	--	--
2011-12	Nepean	CCHL	18	2	4	6	24
2012-13	Halifax	QMJHL	17	0	5	5	10
2013-14	Halifax	QMJHL	16	5	17	22	14
2014-15	San Antonio	AHL	--	--	--	--	--
2014-15	Cincinnati	ECHL	--	--	--	--	--
2015-16	Portland	AHL	1	0	0	0	0



## JOE WEGWERTH

RIGHT WING | Shoots Left | 6-3, 226 lbs. | Born 6/16/96 in Burnsville, MN

**HOW ACQUIRED:** Selected by Florida in the fourth round (92nd overall) of the 2014 NHL Draft

### REGULAR SEASON

	Team	Lge	GP	G	A	Pts	PIM
2012-13	U.S. Nat Dev Team	USHL	16	3	1	4	32
2013-14	U.S. Nat Dev Team	USHL	25	2	1	3	78
2014-15	Green Bay	USHL	35	5	16	21	59
2014-15	Cedar Rapids	USHL	24	4	5	9	38
2015-16	Notre Dame	H-East	30	1	3	4	18

### PLAYOFFS

	Team	Lge	GP	G	A	Pts	PIM
2012-13	U.S. Nat Dev Team	USHL	--	--	--	--	--
2013-14	U.S. Nat Dev Team	USHL	--	--	--	--	--
2014-15	Green Bay	USHL	--	--	--	--	--
2014-15	Cedar Rapids	USHL	3	1	2	3	4
2015-16	Notre Dame	H-East	--	--	--	--	--



## CHRIS WILKIE

RIGHT WING | Shoots Right | 6-0, 199 lbs. | Born 7/10/96 in Omaha, NE

**HOW ACQUIRED:** Selected by Florida in the sixth round (162nd overall) of the 2015 NHL Draft

### REGULAR SEASON

	Team	Lge	GP	G	A	Pts	PIM
2011-12	Lincoln	USHL	1	0	0	0	0
2012-13	U.S. Nat. Dev. Team	USHL	38	7	7	14	38
2013-14	Tri-City	USHL	57	17	19	36	39
2014-15	Tri-City	USHL	59	35	20	55	66
2015-16	U. of North Dakota	NCHC	32	5	4	9	14

### PLAYOFFS

	Team	Lge	GP	G	A	Pts	PIM
2011-12	Lincoln	USHL	--	--	--	--	--
2012-13	U.S. Nat. Dev. Team	USHL	--	--	--	--	--
2013-14	Tri-City	USHL	--	--	--	--	--
2014-15	Tri-City	USHL	7	3	3	6	22
2015-16	U. of North Dakota	NCHC	--	--	--	--	--



# AHL AFFILIATE

SPRINGFIELD THUNDERBIRDS




## Springfield Thunderbirds

MassMutual Center  
1277 Main St  
Springfield, MA 01103  
(413) 787-6610



**Head Coach**  
Georgie Kinnear



**Assistant Coach**  
Doug Janik



**Assistant Coach**  
Mike Ryan



**Goaltending Coach**  
Leo Luongo

## EASTERN CONFERENCE

### Atlantic Division

Bridgeport Sound Tigers  
Hartford Wolf Pack  
Hershey Bears  
Lehigh Valley Phantoms  
Providence Bruins  
Springfield Thunderbirds  
Wilkes Barre/Scranton Penguins

### North Division

Albany Devils  
Binghamton Senators  
Rochester Americans  
St. Johns Icecaps  
Syracuse Crunch  
Toronto Marlies  
Utica Comets

## WESTERN CONFERENCE

### Central Division

Charlotte Checkers  
Chicago Wolves  
Grand Rapids Griffins  
Iowa Wild  
Lake Erie Monsters  
Manitoba Moose  
Milwaukee Admirals  
Rockford Icehogs

### Pacific Division

Bakersfield Condors  
Ontario Reign  
San Antonio Rampage  
San Diego Gulls  
San Jose Barracuda  
Stockton Heat  
Texas Stars  
Tucson Roadrunners

# AHL

## SCHEDULE



DATE	TIME	OPPONENT	DATE	TIME	OPPONENT
Sat 10/15/16	7:05 PM	@ Lehigh Valley	Sat 1/21/17	7:05 PM	@ Binghamton
Sun 10/16/16	3:00 PM	@ Bridgeport	Sun 1/22/17	3:05 PM	Toronto
Fri 10/21/16	7:05 PM	@ W-B/Scranton	Wed 1/25/17	7:00 PM	@ Utica
Sat 10/22/16	7:05 PM	St. John's	Fri 1/27/17	7:05 PM	Syracuse
Fri 10/28/16	7:05 PM	Bridgeport	Sat 1/28/17	7:05 PM	Hershey
Sat 10/29/16	7:05 PM	W-B/Scranton	Fri 2/3/17	7:05 PM	@ Providence
Sun 10/30/16	3:00 PM	@ Bridgeport	Sat 2/4/17	7:00 PM	@ Bridgeport
Fri 11/4/16	7:05 PM	Hershey	Tue 2/7/17	7:00 PM	@ Bridgeport
Sat 11/5/16	7:05 PM	@ Lehigh Valley	Fri 2/10/17	7:05 PM	Hartford
Sun 11/6/16	5:05 PM	Binghamton	Sat 2/11/17	7:05 PM	Utica
Fri 11/11/16	7:05 PM	St. John's	Sun 2/12/17	3:05 PM	@ Providence
Sat 11/12/16	7:05 PM	@ Binghamton	Fri 2/17/17	7:05 PM	Utica
Sun 11/13/16	3:05 PM	Rochester	Sat 2/18/17	7:05 PM	W-B/Scranton
Wed 11/16/16	7:00 PM	@ Hartford	Sun 2/19/17	5:00 PM	@ Hartford
Fri 11/18/16	7:00 PM	@ Utica	Fri 2/24/17	7:05 PM	Lehigh Valley
Sat 11/19/16	7:05 PM	Providence	Sat 2/25/17	7:05 PM	Hartford
Fri 11/25/16	7:05 PM	Hershey	Sun 2/26/17	3:05 PM	@ Providence
Sat 11/26/16	7:00 PM	@ Hershey	Wed 3/1/17	7:00 PM	@ Hartford
Fri 12/2/16	7:05 PM	Bridgeport	Fri 3/3/17	7:05 PM	Lehigh Valley
Sat 12/3/16	7:05 PM	Providence	Sun 3/5/17	5:00 PM	@ Hershey
Sun 12/4/16	3:05 PM	@ Providence	Fri 3/10/17	7:00 PM	@ Syracuse
Wed 12/7/16	7:00 PM	@ Hartford	Sat 3/11/17	7:05 PM	Hartford
Fri 12/9/16	7:30 PM	@ St. John's	Sun 3/12/17	3:05 PM	Rochester
Sat 12/10/16	7:30 PM	@ St. John's	Fri 3/17/17	7:00 PM	@ Albany
Fri 12/16/16	7:05 PM	Binghamton	Sat 3/18/17	7:05 PM	@ Providence
Sat 12/17/16	7:05 PM	@ W-B/Scranton	Sun 3/19/17	3:05 PM	Albany
Sun 12/18/16	5:00 PM	@ Hershey	Fri 3/24/17	7:05 PM	@ Rochester
Tue 12/27/16	7:05 PM	@ W-B/Scranton	Sat 3/25/17	5:00 PM	@ Toronto
Wed 12/28/16	7:00 PM	@ Bridgeport	Sun 3/26/17	3:05 PM	@ Rochester
Fri 12/30/16	7:05 PM	Hartford	Wed 3/29/17	7:05 PM	Bridgeport
Wed 1/4/17	7:05 PM	Bridgeport	Fri 3/31/17	7:05 PM	W-B/Scranton
Fri 1/6/17	7:05 PM	@ Providence	Sat 4/1/17	7:05 PM	Providence
Sat 1/7/17	7:05 PM	Providence	Tue 4/4/17	11:00 AM	@ Bridgeport
Wed 1/11/17	7:05 PM	Albany	Fri 4/7/17	7:15 PM	@ Hartford
Fri 1/13/17	7:00 PM	@ Albany	Sat 4/8/17	7:05 PM	@ Lehigh Valley
Sat 1/14/17	7:05 PM	Providence	Wed 4/12/17	7:05 PM	Providence
Mon 1/16/17	1:05 PM	Lehigh Valley	Fri 4/14/17	7:05 PM	Bridgeport
Fri 1/20/17	7:05 PM	Bridgeport	Sat 4/15/17	7:05 PM	Hartford

# FLORIDA PANTHERS DRAFT HISTORY

## 1993 NHL Expansion Draft

June 24, 1993, Le Colisee, Quebec, Canada

PLAYER	POSITION	ROUND	OVERALL PICK	DRAFTED FROM
John Vanbiesbrouck	G	1	1	Vancouver
Mark Fitzpatrick	G	2	4	Quebec
*Daren Puppa	G	3	5	Toronto
Milan Tichy	D	4	7	Chicago
Paul Laus	D	5	10	Pittsburgh
Joe Cirella	D	6	12	NY Rangers
Alexander Goddynuk	D	7	13	Calgary
Gord Murphy	D	8	15	Dallas
Steve Bancroft	D	9	18	Winnipeg
Stephane Richer	D	10	20	Boston
Gord Hynes	D	11	21	Philadelphia
Tom Fitzgerald	C/RW	12	24	NY Islanders
Jesse Belanger	C	13	25	Montreal
Scott Levins	C	14	27	Winnipeg
Scott Mellanby	RW	15	30	Edmonton
Brian Skrudland	C	16	32	Calgary
Mike Hough	LW	17	33	Washington
Dave Lowry	LW	18	35	St. Louis
Bill Lindsay	LW	19	38	Quebec
Andrei Lomakin	RW	20	40	Philadelphia
Randy Gilhen	C	21	41	Tampa Bay
Doug Barrault	LW	22	43	Dallas
Marc Labelle	LW	23	46	Ottawa
Pete Stauber	LW	24	48	Detroit

\*Drafted by Tampa Bay in Phase 2 of the Expansion Draft, June 25, 1993.

## 1993 NHL Entry Draft

June 26, 1993, Le Colisee, Quebec, Canada

Player	POS	RD	OVERALL PICK	'92-93 CLUB
Rob Niedermayer	C	1	5	Medicine Hat
Kevin Weekes	G	2	41	Owen Sound
Chris Armstrong	D	3	57	Moose Jaw
Mikael Tjallden	D	3	67	MoDo Jr.
Steve Washburn	C	3	78	Ottawa
Bill McCauley	C	4	83	Detroit
Todd MacDonald	G	5	109	Tacoma
Alain Nasreddine	D	6	135	Drummondville
Trevor Doyle	D	7	161	Kingston
Briane Thompson	D	8	187	S.S. Marie
Chad Cabana	LW	9	213	Tri-City
John Demarco	D	10	239	Arch. Williams
Eric Montreuil	C	11	265	Chicoutimi
<b>Supplemental Draft</b>				
Chris Imes	D	1	4	U. Maine

## 1994 NHL Entry Draft

June 28-29, 1994, Hartford Civic Center, Hartford, CT

PLAYER	POS.	RD.	OVERALL PICK	'93-94 CLUB
Ed Jovanovski	D	1	1	Windsor
Rhett Warren	D	2	27	Saskatoon
Jason Podollan	C	2	31	Spokane
Ryan Johnson	C	2	36	Thunder Bay Jr. A
David Nemirovsky	RW	4	84	Ottawa
David Geris	D	5	105	Windsor
Matt O'Dette	D	7	157	Kitchener
Jason Boudrias	C	8	183	Laval
Tero Lehtera	LW	10	235	Espoo
Per Gustafsson	D	11	261	HV 71
<b>SUPPLEMENTAL DRAFT</b>				
Sean McCann	D	1	1	Harvard

## 1995 NHL Entry Draft

July 8, 1995, Northlands Coliseum, Edmonton, Alberta

PLAYER	PS.	RD.	OVERALL PICK	'94-95 CLUB
Radek Dvorak	RW	1	10	Budejovice
Aaron MacDonald	G	2	36	Swift Current
Mike O'Grady	D	3	62	Saskatoon/
Lethbridge				
Dave Duerden	LW	4	80	Peterborough
Daniel Tjarnqvist	D	4	88	Rogle/Angelholm
Francois Cloutier	LW	5	144	Hull
Peter Worrell	LW	7	166	Hull
Filip Kuba	D	8	192	Vitkovice
David Lemanowicz	G	9	218	Spokane

## 1996 NHL Entry Draft

June 22, 1996, Kiel Center, St. Louis, MO

PLAYER	PS.	RD.	OVERALL PICK	'95-96 CLUB
Marcus Nilson	C	1	20	Djurgarden
Chris Allen	D	3	60	Kingston
Oleg Kvasha	RW	3	65	CSKA Moscow
Joey Tetarenko	D	4	82	Portland
Andrew Long	RW	5	129	Guelph
Gaetan Poirier	LW	6	156	Merrimack
Alexandre Couture	D	7	183	Victoriaville
Denis Khloptonov	G	8	209	CSKA Moscow
Russell Smith	D	9	235	Hull



# FLORIDA PANTHERS DRAFT HISTORY



## 1997 NHL Entry Draft

June 21, 1997, Civic Arena, Pittsburgh, Pa.

PLAYER	POS.	RD.	OVERALL PICK	'96-97 CLUB
Mike Brown	C	1	20	Red Deer
Kristian Huselius	LW	2	47	Farjestads BK
Farjestad Vratislav	D	3	56	Kitchener
Nick Smith	C	3	74	Barrie
Ivan Novoseltsev	RW	4	95	Krylja Sovetov
Pat Parthenais	D	5	127	Detroit
Keith Delaney	C	6	155	Barrie
Tyler Palmer	D	7	183	Lake Superior
Doug Schueller	D	8	211	Twin Cities
Benoit Cote	C	9	237	Shawinigan

## 1998 NHL Entry Draft

June 27, 1998, Marine Midland Arena, Buffalo, NY

PLAYER	POS.	RD.	OVERALL PICK	'97-98 CLUB
Kyle Rossiter	D	2	30	Spokane
Joe DiPenta	D	3	61	Boston Univ.
Lance Ward	D	3	63	Red Deer
Ryan Jardine	LW	4	89	Sault Ste. Marie
Jaroslav Spacek	D	5	117	Farjestad
Chris Ovington	D	6	148	Red Deer
B.J. Ketcheson	D	7	176	Peterborough
Ian Jacobs	RW	8	203	Ottawa
Adrian Wichser	C	9	231	Kloten

## 1999 NHL Entry Draft

June 26, 1999, FleetCenter, Boston, Mass.

PLAYER	POS.	RD.	OVERALL PICK	'98-99 CLUB
Denis Shvidki	RW	1	12	Barrie
Alexander Auld	G	2	40	North Bay
Niklas Hagman	LW	3	70	IFK, Jr.
Jean-Francois Laniel	G	3	80	Shawinigan
Morgan McCormick	RW	4	103	Kingston
Rod Sarich	D	4	109	Calgary
Brad Woods	D	6	169	Brampton
Travis Eagles	RW	7	198	PrinceGeorge
Jonathon Charron	G	8	227	Val Dor

## 2000 NHL Entry Draft

June 24-25, 2000, Saddledome, Calgary, Alberta

PLAYER	PS.	RD.	OVERALL PICK	'99-00 CLUB
Vladimir Sapozhnikov	D	2	58	Novokuznetsk
Rob Fried	RW	3	77	Deerfield Academy
Sean O'Connor	RW	3	82	Moose Jaw
Chris Eade	D	4	115	North Bay
Davis Parley	G	4	120	Kamloops
Josh Olson	LW	6	190	Omaha
Janis Sprukts	C	8	234	Lukku Rauma Jr.
Matt Sommerfeld	LW	8	253	Swift Current

## 2001 NHL Entry Draft

June 23-24, 2001, National Car Rental Center, Sunrise, Fla.

PLAYER	POS.	RD.	OVERALL PICK	'00-01 CLUB
Stephen Weiss	C	1	4	Plymouth
Lukas Krajicek	D	1	24	Peterborough
Greg Watson	C	2	34	Prince Albert
Tomas Malec	D	3	64	Rimouski
Grant McNeill	D	3	68	Prince Albert
Michael Woodford	RW	4	117	Cushing Academy
Billy Thompson	G	5	136	Prince George
Dustin Johnner	C	6	169	Seattle
Toni Koivisto	LW	7	200	Lukku Rauma Jr.
Kyle Bruce	RW	8	231	Prince Albert
Jan Blunar	D	9	263	Dukla Trencin Jr.
Ivan Majesky	D	9	267	Ilves Tampere

## 2002 NHL Entry Draft

June 22-23, 2002, Air Canada Centre, Toronto, Ontario

PLAYER	POS.	RD.	OVERALL PICK	'01-02 CLUB
Jay Bouwmeester	D	1	3	Medicine Hat
Petr Taticek	C	1	9	Sault Ste. Marie
Rob Globke	C	2	40	Notre Dame
Gregory Campbell	LW	3	67	Plymouth
Topi Jaakola	D	5	134	Karpat
Vince Bellissimo	C	5	158	Topeka
Jeremy Swanson	D	6	169	Barrie
Mikael Vuorio	G	6	196	Lukko
Rauma				
Denis Yachmenev	LW	7	200	North Bay
Peter Hafner	D	8	232	Taft H.S.

## 2003 NHL Entry Draft

June 21-22, 2003, Gaylord Entertainment Center, Nashville, Tenn.

PLAYER	POS.	RD.	OVERALL PICK	'02-03 CLUB
Nathan Horton	C	1	3	Oshawa
Anthony Stewart	RW	1	25	Kingston
Kamil Kreps	C	2	38	Brampton
Stefan Meyer	LW	2	55	Medicine Hat
Martin Lojek	D	4	105	Brampton
James Pemberton	D	4	124	Providence Coll.
Dan Travis	RW	5	141	Deerfield
Academy				
Martin Tuma	D	5	162	Litvinov Jr.
Denis Stasyuk	C	6	171	Novokuznetsk
Dany Roussin	C	7	223	Rimouski
Petr Kadlec	D	8	234	Slavia
John Hecimovic	RW	9	264	Sarnia
Tanner Glass	LW	9	265	Nanaimo

## 2004 NHL Entry Draft

June 26-27, 2004, RBC Center, Raleigh, NC

PLAYER	POS.	RD.	OVERALL PICK	'03-04 CLUB
Rostislav Olesz	C	1	7	Vitkovice
David Shantz	G	2	37	Mississauga
David Booth	LW	3	53	Michigan State
Evan Schafer	D	4	10	Prince Albert
Bret Nasby	D	5	152	Oshawa
Spencer Dillon	D	6	257	Salmon Arm
Luke Beaverson	D	7	283	Green Bay

# FLORIDA PANTHERS DRAFT HISTORY

## 2005 NHL Entry Draft

July 30, 2005, Westin Hotel, Ottawa, Canada

PLAYER	POS.	RD.	OVERALL PICK	'04-05 CLUB
Kenndal McArdle	LW	1	20	Moose Jaw
Tyler Plante	G	2	32	Brandon
Dan Collins	RW	3	90	Plymouth
Olivier Legault	D	4	93	Lewiston
Matt Duffy	D	4	104	New Hampshire
Brian Foster	G	5	161	New Hampshire
Roman Derlyuk	D	6	164	Sparta
Zach Bearson	RW	7	224	Waterloo

## 2007 NHL Entry Draft

June 22-23, 2007, Nationwide Arena, Columbus, Ohio

PLAYER	POS.	RD.	OVERALL PICK	'06-07 CLUB
Keaton Ellerby	D	1	10	Kamloops
Michal Repik	RW	2	40	Vancouver
Evgeni Dadonov	RW	3	71	Chelyabinsk
Matt Rust	C	4	101	USA U-18
John Lee	D	5	131	Waterloo
Corey Syvret	D	6	181	Guelph
Ryan Watson	LW	7	191	Cambridge
Sergei Gayduchenko	G	7	202	Yaroslav

## 2009 NHL Entry Draft

June 26-27, 2009, Bell Centre, Montreal, Quebec

PLAYER	POS.	RD.	OVERALL PICK	'08-09 CLUB
Dmitry Kulikov	D	1	14	Drummondville
Drew Shore	C	2	44	USA U-18
Josh Birkholz	RW	3	67	Fargo
Garrett Wilson	LW	4	107	Owen Sound
Corban Knight	C	5	135	Okotoks
Wade Megan	C	5	138	S. Kent School
Scott Timmins	C	6	165	Windsor

## 2011 NHL Entry Draft

June 24-25, 2011, Xcel Energy Center, St. Paul, Minnesota

PLAYER	POS.	RD.	OVERALL PICK	'10-11 CLUB
Jonathan Huberdeau	C	1	3	Saint John
Rocco Grimaldi	C	2	33	US NTDP
Rasmus Bengtsson	D	2	59	Rogle BK
Vincent Trocheck	C	3	64	Saginaw
Logan Shaw	RW	3	76	Cape Breton
Jonathan Racine	D	3	87	Shawinigan
Kyle Rau	C	3	91	Eden Prairie
Yaroslav Kosov	F	5	124	Magnitogorsk 2
Edward Wittchow	D	6	154	Burnsville
Iiro Pakarinen	RW	7	184	KalPa

## 2006 NHL Entry Draft

June 24-25, 2006, GM Place, Vancouver, British Columbia

PLAYER	PS.	RD.	OVERALL PICK	'05-06 CLUB
Michael Frolik	C/W	1	10	HC Kladno
Brady Calla	RW	3	73	Everett
Michael Caruso	D	4	103	Guelph
Derrick LaPoint	D	4	116	Eau Claire North
Peter Aston	D	6	155	Windsor
Marc Cheverie	G	7	193	Nanaimo

## 2008 NHL Entry Draft

June 20-21, 2008, Scotiabank Place, Ottawa, Ontario

PLAYER	PS.	RD.	OVERALL PICK	'07-08 CLUB
Jacob Markstrom	G	2	31	Brynäs
Colby Robak	D	2	46	Brandon
Adam Comrie	D	3	80	Saginaw
A.J. Jenks	LW	4	100	Plymouth
Matt Bartkowski	D	7	190	Lincoln

## 2010 NHL Entry Draft

June 25-26, 2010, Staples Center, Los Angeles, California

PLAYER	PS.	RD.	OVERALL PICK	'09-10 CLUB
Erik Gudbranson	D	1	3	Kingston
Nick Bjugstad	C	1	19	Blaine
Quinton Howden	C	1	25	Moose Jaw
John McFarland	LW	2	33	Sudbury
Alexander Petrovic	D	2	36	Red Deer
Connor Brickley	C	2	50	Des Moines
Joe Basaraba	RW	3	69	Shattuck St. Mary's
Sam Brittain	G	4	92	Canmore
Benjamin Gallacher	D	4	93	Camrose
Joonas Donskoi	RW	4	99	Karpat Jr.
Zach Hyman	C	5	123	Hamilton
Corey Durocher	LW	6	153	Kingston
R.J. Boyd	D	7	183	Cushing Academy

## 2012 NHL Entry Draft

June 22-23, 2012, Consol Energy Center, Pittsburgh, Pennsylvania

PLAYER	PS.	RD.	OVERALL PICK	'11-12 CLUB
Michael Matheson	D	1	23	Dubuque
Steven Hodges	C	3	84	Victoria
Alexander Delnov	LW	4	114	Mytisch
Francis Beauvillier	C/LW	6	174	Rimouski
Jonatan Nielsen	D	7	194	Linköping

# FLORIDA PANTHERS DRAFT HISTORY



## 2013 NHL Entry Draft

June 30, 2013, Prudential Center, Newark, New Jersey

PLAYER	POS.	RD.	OVERALL PICK	'12-13 CLUB
Aleksander Barkov	C	1	2	Tappara
Ian McCoshen	D	2	31	Waterloo
Evan Cowley	G	4	92	Wichita Falls
Michael Downing	D	4	97	Dubuque
Matt Buckles	C	4	98	St. Michaels
Chris Clapperton	LW	5	122	Blainville-Boisbriand
Joshua Brown	D	6	152	Oshawa
MacKenzie Weegar	D	7	206	Halifax

## 2014 NHL Entry Draft

June 27-28, 2014, Wells Fargo Center, Philadelphia, Pennsylvania

PLAYER	POS.	RD.	OVERALL PICK	'13-14 CLUB
Aaron Ekblad	D	1	1	Barrie
Jayce Hawryluk	RW	2	32	Brandon
Juho Lammiko	RW	3	65	Assat
Joe Wegwerth	RW	4	92	USA U-18
Miguel Fidler	LW	6	143	Edina High
Hugo Fagerblom	G	7	182	Frolunda

## 2015 NHL Entry Draft

June 26-27, 2015, BB&T Center, Sunrise, Florida

PLAYER	POS.	RD.	OVERALL PICK	'14-15 CLUB
Lawson Crouse	LW	1	11	Kingston
Sam Montembeault	G	3	77	Blainville-
Boisbriand				Owen
Thomas Schemitsch	D	3	88	Zurich
Sound				Culver
Denis Malgin	C	4	102	Tri-City
Karch Bachman	LW	5	132	Kimball
Academy				Johnstown
Christopher Wilkie	RW	6	162	
Patrick Shea	C	7	192	
Union				
Ryan Bednard	G	7	206	

## 2016 NHL Entry Draft

June 24-25, 2016, First Niagara Center, Buffalo, New York

PLAYER	POS.	RD.	OVERALL PICK	'15-16 CLUB
Henrik Borgstrom	C	1	23	HIFK Jr. Finland
Adam Mascherin	LW	2	38	Kitchener
Linus Nassen	D	3	89	Lulea
Jonathan Ang	C	4	94	Petersborough
Riley Stillman	D	4	114	Oshawa
Maxim Mamin	C/RW	6	175	CSKA Moscow
Ben Finkelstein	D	7	195	Kimball Union





2015-16 SEASON

# REVIEW

FLORIDA PANTHERS





# SEASON REVIEW

Reebok Reebok Reebok Reebok



2015-16

# NHL STANDINGS/STATS

## EASTERN CONFERENCE STANDINGS

### ATLANTIC DIVISION

	GP	W	L	OT	PTS	ROW	GF	GA	DIFF	HOME	AWAY
y-Florida	82	47	26	9	103	40	239	203	36	25-11-5	22-15-4
x-Tampa Bay	82	46	31	5	97	43	227	201	26	25-13-3	21-18-2
x-Detroit	82	41	30	11	93	39	211	224	-13	22-13-6	19-17-5
Boston	82	42	31	9	93	38	240	230	10	17-18-6	25-13-3
Ottawa	82	38	35	9	85	32	236	247	-11	21-14-6	17-21-3
Montreal	82	38	38	6	82	33	221	236	-15	22-16-3	16-22-3
Buffalo	82	35	36	11	81	33	201	222	-21	16-19-6	19-17-5
Toronto	82	29	42	11	69	23	198	246	-48	14-18-9	15-24-2

### METROPOLITAN DIVISION

	GP	W	L	OT	PTS	ROW	GF	GA	DIFF	HOME	AWAY
p-Washington	82	56	18	8	120	52	252	193	59	29-8-4	27-10-4
x-Pittsburgh	82	48	26	8	104	44	245	203	42	26-11-4	22-15-4
x-NY Rangers	82	46	27	9	101	43	236	217	19	27-10-4	19-17-5
x-NY Islanders	82	45	27	10	100	40	232	216	+16	25-11-5	20-16-5
x-Philadelphia	82	41	27	14	96	38	214	218	-4	23-10-8	18-17-6
Carolina	82	35	31	16	86	33	198	226	-28	19-15-7	16-16-9
New Jersey	82	38	36	8	84	36	184	208	-24	19-17-5	19-19-3
Columbus	82	34	40	8	76	28	219	252	-33	18-17-6	16-23-2

## WESTERN CONFERENCE STANDINGS

### CENTRAL DIVISION

	GP	W	L	OT	PTS	ROW	GF	GA	DIFF	HOME	AWAY
x-Dallas	82	50	23	9	109	48	267	230	+37	28-11-2	22-12-7
x-St. Louis	82	49	24	9	107	44	224	201	+23	24-13-4	25-11-5
x-Chicago	82	47	26	9	103	46	235	209	26	26-11-4	21-15-5
x-Nashville	82	41	27	14	96	37	228	215	+13	23-11-7	18-16-7
x-Minnesota	82	38	33	11	87	35	216	206	10	21-16-4	17-17-7
Colorado	82	39	39	4	82	35	216	240	-24	17-20-4	22-19-0
Winnipeg	82	35	39	8	78	32	215	239	-24	18-19-4	17-20-4

### PACIFIC DIVISION

	GP	W	L	OT	PTS	ROW	GF	GA	DIFF	HOME	AWAY
x-Anaheim	81	45	25	11	101	42	216	192	+24	25-10-6	20-15-5
x-Los Angeles	82	48	28	6	102	46	225	195	+30	26-12-3	22-16-3
x-San Jose	82	46	30	6	98	42	241	210	+31	18-20-3	28-10-3
Arizona	82	35	39	8	78	34	209	245	-36	22-15-4	13-24-4
Calgary	82	35	40	7	77	33	231	260	-29	21-16-4	14-24-3
Vancouver	82	31	38	13	75	26	191	243	-52	15-21-5	16-17-8
Edmonton	82	31	43	8	70	27	203	245	-42	19-20-2	12-23-6



<b>Points</b>	Patrick Kane	106 points
<b>Goals</b>	Alex Ovechkin	50 goals
<b>Assists</b>	Erik Karlsson	63 assists
<b>Plus/Minus</b>	Tyler Toffoli	+35
<b>PIM</b>	Derek Dorsett	177 PIM
<b>Power-Play Goals</b>	Alex Ovechkin	20 PPG
<b>Power-Play Points</b>	Patrick Kane	37 PPP
<b>Short-Handed Goals</b>	Jean-Gabriel Pageau	7 SHG
<b>Short-Handed Points</b>	Jean-Gabriel Pageau	9 SHP
<b>Game-Winning Goals</b>	Joe Pavelski	11 GWG
<b>Overtime Goals</b>	Jonathan Toews	5 OTG
<b>Shots</b>	Alex Ovechkin	398 shots
<b>Shooting Percentage</b>	Zack Smith	20.7
<b>Time on Ice</b>	Erik Karlsson	28:58 TOI

## GOALTENDERS

<b>Wins</b>	Braden Holtby	48 wins
<b>Saves</b>	Henrik Lundqvist	1,788 saves
<b>Save Percentage</b>	Brian Elliott	0.930
<b>Goals Against Average</b>	Ben Bishop	2.06
<b>Shutouts</b>	Corey Crawford	7



2015-16

# GAME BY GAME RESULTS

#	Date	Team	W-L-OT	Record	GF-GA	Scorers	W Goal	PP	PK	SF-SA	W-L Gltdr.	Attend.
1	10/10/2015	PHI	W	01-00-00	7-1	21,27p,18p,36,68,68,18p	27	3-7	3-4	30-39	1 / 35	19434+
2	10/12/2015	@ PHI	L	01-01-00	0-1	None	10	0-6	3-3	31-33	30 / 1	19769+
3	10/13/2015	@ CAR	W	02-01-00	4-1	27,86,16,36	86	0-3	4-4	30-23	35 / 31	10901
4	10/15/2015	BUF	W	03-01-00	3-2	68p,68,16p	16	2-5	5-6	29-26	1 / 31	11616
5	10/17/2015	DAL	L	03-02-00	2-4	16,73	91	0-1	1-2	26-37	32 / 1	12834
6	10/20/2015	@ PIT	O*	03-02-01	2-3	42,17	71	0-2	1-3	33-35	29 / 1	18471+
7	10/22/2015	@ CHI	L	03-03-01	2-3	21,68p	88	1-4	6-8	18-27	50 / 1	21591+
8	10/24/2015	@ DAL	W	04-03-01	6-2	68,27,5,63,18,42	5	0-2	3-4	30-35	35 / 32	18532+
9	10/27/2015	COL	W	05-03-01	4-1	21p,21p,18p,51s	21	3-3	5-5	28-32	1 / 20	11694
10	10/30/2015	BOS	L	05-04-01	1-3	27p	63	1-6	1-3	32-30	40 / 1	14112
11	10/31/2015	WSH	O*	05-04-02	1-2	36	92	0-3	2-2	27-27	31 / 35	11207
12	11/04/2015	@ ANA	O**	05-04-03	2-3	23,44	29	0-3	4-5	25-39	31 / 1	15169
13	11/05/2015	@ SJS	L	05-05-03	2-5	21,73p	12	1-3	2-2	33-32	32 / 35	15525
14	11/07/2015	@ LAK	L	05-06-03	1-4	27	8	0-3	0-1	19-35	32 / 1	18230+
15	11/10/2015	CGY	W	06-06-03	4-3	21p,18,5,68	68	1-2	0-1	31-28	1 / 31	11242
16	11/12/2015	BUF	L	06-07-03	2-3	11p,21	23	1-3	0-1	38-19	35 / 1	11271
17	11/14/2015	@ TBL	W**	07-07-03	5-4	36,27,73,5p	73	1-4	2-2	23-28	1 / 30	19092+
18	11/16/2015	TBL	W	08-07-03	1-0	5	5	0-3	3-3	20-39	1 / 88	12067
19	11/19/2015	ANA	L	08-08-03	1-3	16	7	0-3	2-3	25-41	31 / 1	10947
20	11/21/2015	NYR	O*	08-08-04	4-5	27,36p,16p,68	61	2-6	1-2	43-31	30 / 1	17866
21	11/23/2015	LAK	L	08-09-04	1-3	16p	27	1-5	4-4	34-32	32 / 1	10997
22	11/27/2015	NYI	W**	09-09-04	3-2	73,36	16	0-1	1-1	27-25	1 / 41	14598
23	11/29/2015	@ DET	W*	10-09-04	2-1	18,51	51	0-5	4-4	32-29	1 / 34	20027
24	12/01/2015	@ STL	W	11-09-04	3-1	73,17,17	17	0-1	3-3	23-30	1 / 34	15395
25	12/03/2015	@ NSH	W	12-09-04	2-1	42,11p	11	1-1	2-2	16-33	1 / 35	15405
26	12/04/2015	@ CBJ	W**	13-09-04	2-1	21	16	0-2	4-4	32-23	35 / 72	14062
27	12/06/2015	@ NJD	L	13-10-04	2-4	5,11	14	0-2	2-2	36-18	35 / 1	13643
28	12/08/2015	OTT	L	13-11-04	2-4	48,18	68	0-4	3-5	27-23	41 / 1	11571
29	12/10/2015	WSH	W	14-11-04	4-1	68,73p,5,48	73	1-6	5-5	26-21	35 / 31	12810
30	12/12/2015	@ BOS	L	14-12-04	1-3	18	51	0-1	0-1	27-25	40 / 1	17565+
31	12/15/2015	@ NYI	W	15-12-04	5-1	18,16,5,21,11s	16	0-3	4-4	16-34	1 / 41	13656
32	12/17/2015	@ NJD	W	16-12-04	5-1	36p,7,73,18,48	7	1-3	2-3	26-16	35 / 35	12512
33	12/18/2015	@ CAR	W	17-12-04	2-0	33,18	33	0-3	2-2	18-24	1 / 30	10511
34	12/20/2015	VAN	W**	18-12-04	5-4	22,68p,21,5p	16	2-4	2-2	42-34	1 / 25	13459
35	12/22/2015	OTT	W**	19-12-04	2-1	53	73	0-5	1-2	40-16	1 / 41	14538
36	12/27/2015	CBJ	W	20-12-04	3-2	5,16,16	16	0-6	3-4	32-17	1 / 30	16902
37	12/29/2015	MTL	W	21-12-04	3-1	16p,68,16	68	1-5	2-3	30-30	1 / 40	19822+
38	01/02/2016	NYR	W	22-12-04	3-0	48,21,73p	48	1-4	5-5	20-40	1 / 30	20289+
39	01/03/2016	MIN	W	23-12-04	2-1	68,68	68	0-5	4-4	29-40	35 / 40	15426





#	Date	Team	W-L-OT	Record	GF-GA	Scorers	W Goal	PP	PK	SF-SA	W-L Gldr.	Attend.
40	01/05/2016	@ BUF	W	24-12-04	5-1	68,17,53,11,73	17	0-1	4-5	27-32	1 / 35	18560
41	01/07/2016	@ OTT	W	25-12-04	3-2	18,21,16	16	0-4	4-4	16-32	1 / 41	17150
42	01/10/2016	@ EDM	W	26-12-04	2-1	68,11	11	0-0	3-3	14-25	35 / 33	16839+
43	01/11/2016	@ VAN	O*	26-12-05	2-3	36,11	22	0-1	3-4	28-30	25 / 1	18570
44	01/13/2016	@ CGY	L	26-13-05	0-6		93	0-2	2-2	15-36	1 / 1	18702
45	01/17/2016	@ TBL	L	26-14-05	1-3	27	62	0-5	2-2	27-32	30 / 1	19092+
46	01/18/2016	EDM	L	26-15-05	2-4	18,42	4	0-4	1-1	33-24	33 / 35	14897
47	01/22/2016	CHI	W	27-15-05	4-0	18,51,42,5	18	0-3	2-2	32-27	1 / 33	19343+
48	01/23/2016	TBL	W	28-15-05	5-2	11,27p,18,21,51	18	1-4	4-5	35-40	1 / 30	19626+
49	01/26/2016	TOR	W	29-15-05	5-1	16p,21p,36,18,6	21	2-5	2-2	27-23	1 / 34	14585
50	02/02/2016	@ WSH	W	30-15-05	5-2	11,16p,21,11p,42	21	2-4	8-8	19-38	35 / 31	18506+
51	02/04/2016	DET	W	31-15-05	6-3	73,16p,21,17,68p,21	17	2-4	5-7	33-39	1 / 35	16991
52	02/06/2016	PIT	O*	31-15-06	2-3	36p,16s	58	1-5	4-5	44-35	37 / 1	20295+
53	02/08/2016	@ DET	L	31-16-06	0-3		21	0-5	3-4	23-31	34 / 35	20027
54	02/09/2016	@ BUF	W	32-16-06	7-4	18,51,36,6,73,68,18	73	0-1	2-4	35-34	1 / 31	18521
55	02/12/2016	STL	L	32-17-06	3-5	17,5,11	91	0-3	0-1	32-28	1 / 35	13904
56	02/13/2016	NSH	L	32-18-06	0-5		19	0-4	1-3	22-28	30 / 1	15591
57	02/15/2016	PIT	W**	33-18-06	2-1	27	36	0-3	2-2	28-32	35 / 29	15595
58	02/18/2016	SJS	O**	33-18-07	1-2	68	8	0-1	4-4	20-18	31 / 35	13019
59	02/20/2016	WPG	W	34-18-07	3-1	68,18p,68	18	1-4	3-4	32-30	1 / 34	16210
60	02/25/2016	ARI	W	35-18-07	3-2	21,16p,16	16	1-4	2-3	25-24	1 / 35	13134
61	02/27/2016	@ CBJ	O**	35-18-08	3-4	16,21,48p	17	1-6	3-4	31-25	70 / 1	15400
62	02/28/2016	@ MIN	L	35-19-08	1-3	5p	56	1-3	4-5	18-27	40 / 1	19093+
63	03/01/2016	@ WPG	W	36-19-08	3-2	18,18p,68	68	1-3	4-4	22-32	1 / 31	15294+
64	03/03/2016	@ COL	L	36-20-08	2-3	44,51	9	0-3	2-3	40-26	31 / 1	16194
65	03/05/2016	@ ARI	L	36-21-08	1-5	5	40	0-5	2-3	33-26	35 / 35	14825
66	03/07/2016	BOS	O*	36-21-09	4-5	16,24,36p,24	20	1-4	2-2	51-32	40 / 35	19194
67	03/10/2016	OTT	W	37-21-09	6-2	68,36,5,11,68,21	5	0-2	2-2	31-28	1 / 41	15051
68	03/12/2016	PHI	W**	38-21-09	5-4	18,11,16p,18	27	1-3	4-5	29-26	1 / 35	19404+
69	03/14/2016	@ NYI	L	38-22-09	2-3	16,27p	15	1-2	2-2	25-28	1 / 1	14106
70	03/15/2016	@ MTL	W	39-22-09	4-1	21,27p,24,16	27	1-4	0-0	36-28	35 / 39	21288+
71	03/17/2016	@ TOR	W	40-22-09	4-1	36p,36,68,26	36	1-4	2-2	32-33	1 / 45	18922+
72	03/19/2016	DET	L	40-23-09	3-5	27,21,26	41	0-3	1-3	26-30	35 / 1	20817+
73	03/21/2016	@ NYR	L	40-24-09	2-4	21,24p	61	1-1	1-2	27-32	30 / 35	18006+
74	03/24/2016	@ BOS	W	41-24-09	4-1	18,21s,36,11	21	0-4	4-4	36-35	1 / 40	17565+
75	03/26/2016	@ TBL	W	42-24-09	5-2	21,68p,24,11,36s	24	1-4	3-5	27-35	1 / 88	19092+
76	03/29/2016	TOR	L	42-25-09	2-5	11,41	43	0-3	1-4	34-29	45 / 1	16724
77	03/31/2016	NJD	W	43-25-09	3-2	11,11,16	16	0-4	5-6	40-25	35 / 1	15803
78	04/02/2016	MTL	W	44-25-09	4-3	68,16,11p,16	16	1-2	1-1	39-28	1 / 39	17427
79	04/04/2016	@ TOR	W	45-25-09	4-3	27,23,23,16	16	0-5	1-2	36-26	35 / 45	18846+
80	04/05/2016	@ MTL	W	46-25-09	4-1	16,27p,41,24p	27	2-5	5-6	19-33	1 / 39	21288+
81	04/07/2016	@ OTT	L	46-26-09	1-3	68	55	0-1	1-2	34-23	41 / 35	19165+
82	04/09/2016	CAR	W	47-26-09	5-2	26,36,5,11,18	5	0-2	1-2	21-28	1 / 31	18434

# 2015-16 FLORIDA PANTHERS FINAL SCORING

POS	No.	Player	GP	G	A	PTS	+/-	PIM	ATOI	PPG	PPA	SHG	SHA	SOG	SPCT
RW	68	Jaromir Jagr	79	27	39	66	23	48	17:05	5	6	0	0	143	18.9
LW	36	Jussi Jokinen	81	18	42	60	25	42	18:17	5	7	1	1	153	11.8
C	11	Jonathan Huberdeau	76	20	39	59	17	43	18:09	4	9	1	0	174	11.5
C	16	Aleksander Barkov	66	28	31	59	18	8	19:26	9	7	1	1	171	16.4
C	21	Vincent Trocheck	76	25	28	53	15	44	17:46	4	9	1	0	174	14.4
RW	18	Reilly Smith	82	25	25	50	19	31	18:37	5	6	0	1	173	14.5
D	5	Aaron Ekblad	78	15	21	36	18	41	21:41	3	6	0	0	182	8.2
C	27	Nick Bjugstad	67	15	19	34	-8	41	15:31	6	9	0	0	171	8.8
D	51	Brian Campbell	82	6	25	31	31	26	22:17	0	8	1	0	99	6.1
C	73	Brandon Pirri	52	11	13	24	-4	30	14:50	3	5	0	0	111	9.9
D	7	Dmitry Kulikov	74	1	16	17	8	51	21:02	0	6	0	0	99	1
D	6	Alex Petrovic	66	2	15	17	17	90	16:57	0	0	0	1	53	3.8
C	17	Derek MacKenzie	64	6	7	13	7	36	13:09	0	0	0	1	79	7.6
LW	24	Jiri Hudler	19	6	5	11	0	10	13:18	2	0	0	0	29	20.7
RW	26	Teddy Purcell	15	3	8	11	-2	2	14:19	0	5	0	0	19	15.8
C	42	Quinton Howden	58	6	5	11	-1	18	10:22	0	0	0	0	54	11.1
D	44	Erik Gudbranson	64	2	7	9	3	49	20:07	0	0	0	0	73	2.7
D	33	Willie Mitchell	46	1	6	7	-2	18	19:56	0	0	0	0	33	3
RW	48	Logan Shaw	53	5	2	7	-7	13	12:14	1	0	0	0	72	6.9
C	53	Corban Knight	20	2	5	7	3	4	9:38	0	0	0	0	11	18.2
C	86	Connor Brickley	23	1	4	5	1	14	8:44	0	0	0	0	13	7.7
C	23	Rocco Grimaldi	20	3	2	5	-4	2	11:52	0	0	0	0	29	10.3
RW	22	Shawn Thornton	50	1	4	5	-2	80	8:41	0	0	0	0	58	1.7
C	63	Dave Bolland	25	1	4	5	-2	16	14:06	0	3	0	0	26	3.8
D	3	Steven Kampfer	47	0	4	4	5	26	15:06	0	1	0	0	54	0
D	46	Jakub Kindl	19	0	2	2	10	4	13:59	0	1	0	0	26	0
C	41	Gregg McKegg	15	2	0	2	1	2	8:15	0	0	0	0	14	14.3
D	4	Dylan Olsen	8	0	1	1	-1	2	13:45	0	0	0	0	9	0
C	92	Kyle Rau	9	0	0	0	-1	2	12:35	0	0	0	0	15	0
D	56	Michael Matheson	3	0	0	0	1	2	17:32	0	0	0	0	4	0
D	37	Brent Regner	7	0	0	0	-2	4	11:35	0	0	0	0	7	0
LW	28	Garrett Wilson	29	0	0	0	-3	24	9:22	0	0	0	0	28	0
LW	45	John McFarland	3	0	0	0	-1	0	9:55	0	0	0	0	2	0

No.	Goaltender	GP	GS	MINS	GAA	W	L	OT	SO	SA	GA	SV%	G	A	PIM
1	Roberto Luongo	62	60	3602	2.35	35	19	6	4	1801	141	0.922	0	2	4
35	Al Montoya	25	22	1351	2.18	12	7	3	3	608	49	0.919	0	0	2

# 2015-16 FLORIDA PANTHERS HIGHS & LOWS

## Team Highs & Lows...

Most Goals Scored, Period: 4 – [2X] 1/23 vs. TBL (2nd period)  
Most Goals Scored, Game: 7 – [2X] Last: 2/9 at BUF  
Most Goals Allowed, Period: 4 – [2X] Last: 3/7 vs. BOS (1st period)  
Most Goals Allowed, Game: 6 – 1/13 at CGY  
Most Power Play Goals For, Game: 3 – [2x] Last: 10/27 vs. COL  
Most Power Play Goals Against, Game: 3 – 3/29 vs. TOR  
Most Power Plays For, Game: 8 – 2/25 vs. ARI  
Most Power Plays Against, Game: 10 – 3/29 vs. TOR  
Most Shots, Game: 51 (6 in OT) – 3/7 vs. BOS  
Most Shots, Period: 24 – 3/3 at COL (3rd period)  
Most Shots Allowed, Game: 41 – 11/20 vs. ANA  
Most Shots Allowed, Period: 22 (Last: 1/23 vs. TBL [3rd period])  
Most Blocked Shots, Game: 25 – 1/7 at OTT  
Most Hits, Game: 39 – 11/7 at LAK  
Fewest Shots, Game: 14 – 1/10 at EDM  
Fewest Shots, Period: 2 – [2X] (Last: 1/10 at EDM: 2nd)  
Fewest Shots Allowed, Game: 16 – [2X] (Last: 12/22 vs. OTT)  
Fewest Shots Allowed, Period: 1 – [3X] (Last: 2/27 at CBJ (1st period))  
Most PIM, Game: 37 – 2/9 at BUF  
Fewest PIM, Game: 2 – [3X] (Last: 4/2 vs. MTL)  
Winning Streak: 12 Games (12/15 – 1/10)  
Winning Streak, Home: 7 Games (12/10 – 1/3)  
Winning Streak, Road: 6 Games (12/15 – 1/10)  
Point Streak: 13 Games (12/15 – 1/11)  
Losing Streak: 3 Games (1/13 – 1/18)  
Losing Streak, Home: 2 Games [2X] (Last: 3/19-3/29)  
Losing Streak, Road: 3 Games (Last: 3/3 – 3/14)  
Winless Streak: 5 Games (0-3-2, 10/30 – 11/7)  
Winless Streak, Home: 3 Games (0-2-1, 11/19 – 11/23)  
Winless Streak, Road: 3 games [3X] (Last: 0-3-0, 3/3 – 3/14)

## Individual Highs...

Most Goals, Game: 2 – [21X] Last: 4/4 at TOR (Grimaldi)  
Most Assists, Game: 3 – [2X] 3/10 vs. OTT (Trocheck)  
Most Points, Game: 4 – [3X] 4/2 vs. MTL (Barkov)  
Most Goals, Period: 2 [3X] – Last: 3/17 at TOR (Jokinen)  
Most Shots, Game: 8 [3X] – Last: 4/2 vs. MTL (Bjugstad)  
Most Blocked Shots, Game: 6 – 2/20 vs. WPG (Kulikov)  
Most Hits, Game: 8 [3X] – 3/15 at Montreal (Wilson)  
Most PIM, Game: 29 – 2/9 at BUF (Petrovic)  
Most Ice Time, Game: 29:45 – 2/27 at CBJ (Campbell)  
Best Plus-Minus, Game: +4 [4X]  
Most Power Play Goals, Game: 2 – [2x] Last: 10/27 vs. COL (Trocheck)  
Most Shorthanded Goals, Game: 1 – [4X] Last: 3/24 at BOS (Trocheck)  
Most Consecutive Games with a Goal: 5 Games (Huberdeau 3/24 – 4/2)  
Most Consecutive Games with an Assist: 7 Games – 2/20 – 3/5 (Jokinen [8A])  
Most Consecutive Games with a Point: 10 Games – 2/20 – 3/12 (Jokinen [12P])  
Most Saves, Game: 40 – 1/2 vs. NYR (Luongo)  
Most Goals Against, Game: 5 – [3X] Last: 3/5 at ARI (Montoya)

# 2015-16 FLORIDA PANTHERS

## MISC. STATS

### LAST GAME:

Saturday, Apr. 9 vs. Carolina (5-2 W)

### OVERALL RECORD/STREAK:

47 - 26 - 9 / Win 1 / Undef 1

### HOME RECORD/STREAK:

25 - 11 - 5 / Win 3 / Undef 3

### ROAD RECORD/STREAK:

22 - 15 - 4 / Lost 1

### LAST 5 GAMES:

4 - 1 - 0

### LAST 10 GAMES:

7 - 3 - 0

### 1-GOAL GAMES:

21 - 5 - 9

### 2-GOAL GAMES:

4 - 14

### 3-GOAL GAMES:

22 - 7

### SCORING FIRST:

36 - 6 - 6

### OPPONENT SCORING FIRST:

11 - 20 - 3

### LEADING AFTER 1 PERIOD:

26 - 3 - 2

### TRAILING AFTER 1 PERIOD:

4 - 16 - 3

### TIED AFTER 1 PERIOD:

17 - 7 - 4

### LEADING AFTER 2 PERIODS:

33 - 4 - 5

### TRAILING AFTER 2 PERIODS:

3 - 20 - 2

### TIED AFTER 2 PERIODS:

11 - 2 - 2

### OT RECORD - THIS SEASON:

8 - 9

### OT RECORD - FRANCHISE:

110 - 181 - 142

### SHOOTOUT RECORD - THIS SEASON:

7 - 3

### SHOOTOUT RECORD - FRANCHISE:

56 - 75

### OUTSHOOTING OPPONENT:

23 - 13 - 5

### OUTSHOT BY OPPONENT:

22 - 13 - 3

### EVEN SHOTS:

1 - 0 - 1

### VS. ATLANTIC:

20 - 9 - 1

### VS. METROPOLITAN:

15 - 4 - 5

### VS. EASTERN CONFERENCE:

35 - 13 - 6

### VS. CENTRAL:

8 - 6 - 0

### VS. PACIFIC:

4 - 7 - 3

### VS. WESTERN CONFERENCE:

12 - 13 - 3

## MONTH BY MONTH RECORD

	W-L-OT	POINTS
October:	5-4-2	12
November:	5-5-2	12
December:	11-3-0	22
January:	8-3-1	17
February:	6-4-3	15
March:	8-6-1	17
April:	4-1-0	8
Totals:	47-26-9	103

## GOALS BY PERIOD

	1	2	3	OT	T	AVG
Florida Panthers:	65	85	81	1	232	(2.8 avg.)
Opponents:	50	65	79	6	200	(2.4 avg.)

## SHOTS BY PERIOD

	1	2	3	OT	T	AVG
Florida Panthers:	736	800	782	40	2358	(28.8 avg.)
Opponents:	793	823	767	36	2419	(29.5 avg.)

## POWER PLAY

	G	ATT	%
Overall:	47	278	16.9 (23rd NHL)
Home:	30	154	19.5 (16th NHL)
Road:	17	124	13.7 (T-26th NHL)

5 SHORT HANDED GOALS ALLOWED (T-9th NHL)

## PENALTY KILLING

	G	ATT	%
Overall:	55	268	79.5 (24th NHL)
Home:	31	131	76.3 (28th NHL)
Road:	24	137	82.5 (13th NHL)

5 SHORT HANDED GOALS SCORED (T-17th NHL)

## PENALTIES

GP	MIN	AVG./RANK
82	849	10.4 (21st NHL)





## GOAL SITUATIONS

	For	Against
5 on 5:	159	126
5 on 4:	39	4
5 on 3:	5	0
4 on 4:	5	2
4 on 3:	0	0
3 on 3:	1	2
3 on 4:	0	4
3 on 5:	0	0
4 on 5:	3	47
Empty Net:	15	10
Penalty Shots:	1	0
Total:	232	200

## SHOOTOUT

SHOOTER	G/S	%	GDG
Jiri Hudler	1 / 1	100.0	1
Teddy Purcell	1 / 1	100.0	1
Aleksander Barkov	5 / 6	83.3	3
Nick Bjugstad	4 / 7	57.1	1
Jussi Jokinen	1 / 2	50.0	1
Jonathan Huberdeau	2 / 7	28.6	0
Vincent Trocheck	1 / 5	20.0	0
Reilly Smith	0 / 1	0.0	0

GOALTENDER	REC.	G/S	%
Roberto Luongo 5 - 2	8/22	.636	
Al Montoya	2 - 1	4/11	.636

## INDIVIDUAL STATS

### POINTS:

J. Jagr (66), J. Jokinen (60), J. Huberdeau (59)

### GOALS:

A. Barkov (28), J. Jagr (27), R. Smith (25)

### ASSISTS:

J. Jokinen (42), J. Jagr (39), J. Huberdeau (39)

### PP GOALS:

A. Barkov (9), N. Bjugstad (6), J. Jagr (5)

### SH GOALS:

B. Campbell (1), J. Jokinen (1), V. Trocheck (1)

### GW GOALS:

A. Barkov (8), J. Jagr (4), V. Trocheck (4)

### 3+ GOALS:

N/A

### PIM:

A. Petrovic (90), S. Thornton (80), D. Kulikov (51)

### SHOTS:

A. Ekblad (182), V. Trocheck (174), J. Huberdeau (174)

### +/-:

B. Campbell (+31), J. Jokinen (+25), J. Jagr (+23)

## POWER PLAY

PLAYER	G	A	P
Aleksander Barkov	9	7	16
Nick Bjugstad	6	9	15
Jonathan Huberdeau	4	9	13
Vincent Trocheck	4	9	13
Jussi Jokinen	5	7	12
Jaromir Jagr	5	6	11
Reilly Smith	5	6	11
Jiri Hudler	3	7	10
Teddy Purcell	2	8	10
Aaron Ekblad	3	6	9
Brian Campbell	0	8	0
Dmitry Kulikov	0	6	6
Dave Bolland	0	3	3
Steven Kampfer	1	1	0
Jakub Kindl	0	1	1
Logan Shaw	1	0	1

## SHORT HANDED

PLAYER	G	A	P
Aleksander Barkov	1	1	2
Jussi Jokinen	1	1	2
Brian Campbell	0	1	0
Jonathan Huberdeau	1	0	1
Derek MacKenzie	0	1	1
Alex Petrovic	0	1	1
Teddy Purcell	0	1	1
Reilly Smith	0	1	1
Vincent Trocheck	1	0	1

2015-16

# TRANSACTIONS

## OCTOBER 5

Assigned 2015 first round pick Lawson Crouse to Kingston (OHL)

## OCTOBER 6

Assigned forward Garrett Wilson to Portland (AHL)

## OCTOBER 7

Released forward Martin Havlat from professional try out (PTO)

## OCTOBER 12

Assigned forward Rocco Grimaldi to Portland (AHL)

## OCTOBER 29

Recalled forward Logan Shaw from Portland (AHL)  
Assigned defenseman Dylan Olsen to Portland (AHL)

## OCTOBER 31

Recalled forward Rocco Grimaldi from Portland (AHL)

## NOVEMBER 2

Recalled forward Garrett Wilson from Portland (AHL)  
Assigned forward Logan Shaw to Portland (AHL)

## NOVEMBER 9

Assigned forward Connor Brickley to Portland (AHL)

## NOVEMBER 25

Recalled forwards Connor Brickley and Logan Shaw from Portland (AHL)  
Assigned forwards Garrett Wilson and Rocco Grimaldi to Portland (AHL)  
Placed defenseman Dmitry Kulikov on Injured Reserve

## NOVEMBER 28

Recalled defenseman Dylan Olsen from Portland (AHL)

## DECEMBER 4

Assigned defenseman Dylan Olsen to Portland (AHL)

## DECEMBER 11

Recalled defenseman Dylan Olsen on emergency basis from Portland (AHL)

## DECEMBER 21

Assigned forward Rocco Grimaldi and defenseman Dylan Olsen to Portland (AHL)

## JANUARY 4

Assigned forward Connor Brickley to Portland (AHL)

## JANUARY 11

Assigned defenseman Steven Kampfer to Portland (AHL)

## JANUARY 22

Placed defenseman Willie Mitchell on Injured Reserve  
Recalled defenseman Dylan Olsen on emergency basis from Portland (AHL)

## JANUARY 23

Assigned defenseman Dylan Olsen to Portland (AHL)

## JANUARY 26

Signed Aleksander Barkov to a six-year, one-way contract.

## FEBRUARY 3

Brent Regner recalled from Portland (AHL)

## FEBRUARY 9

Recalled forward Garrett Wilson from Portland (AHL)

## FEBRUARY 12

Recalled forward John McFarland from Portland (AHL)  
Assigned forward Corban Knight to Portland

## FEBRUARY 14

Recalled forward Greg McKegg from Portland (AHL)

## FEBRUARY 19

Recalled defenseman Michael Matheson and forward Kyle Rau from Portland (AHL)  
Assigned forward John McFarland and defenseman Brent Regner to Portland (AHL)

## FEBRUARY 25

Signed forward Shawn Thornton to a one-year extension

## FEBRUARY 27

Acquired forward Teddy Purcell from Edmonton in exchange for 2016 third round pick  
Acquired defenseman Jakub Kindl from Detroit in exchange for 2017 6th round pick  
Acquired forward Jiri Hudler from Calgary in exchange for 2016 2nd round pick & 2018 4th round pick

## FEBRUARY 28

Placed Forward Dave Bolland on injured reserve

## FEBRUARY 29

Acquired 6th round draft pick acquired in exchange for forward Brandon Pirri  
Recalled defenseman Jakub Kindl from Portland (AHL), goaltender Mike McKenna recalled from Portland on emergency basis.  
Assigned defenseman Michael Matheson and forward Greg McKegg to Portland (AHL)

## MARCH 1

Signed forward Jayce Hawryluk to entry-level contract

## MARCH 2

Signed forward Dryden Hunt to entry-level contract

## MARCH 4

Assigned goaltender Mike McKenna to Portland (AHL)

## MARCH 8

Activated forward Jonathan Huberdeau from Injured Reserve.

## MARCH 10

Forward Derek MacKenzie activated from Injured Reserve.

## MARCH 13

Assigned forward Kyle Rau to Portland (AHL)

## MARCH 29

Signed defenseman Michael Downing to entry-level contract

## MARCH 30

Recalled Forward Rocco Grimaldi from Portland (AHL)

## APRIL 1

Assigned forward Logan Shaw assigned to Portland

## APRIL 8

Recalled defenseman Michael Matheson from Portland (AHL) on emergency basis.

2015-16

# INJURIES



PLAYER	GAMES MISSED	DATES MISSED	INJURY
Aleksander Barkov	10	10/24-11/14	Upper-Body
Dave Bolland	2	11/5/-11/7	Upper-Body
Jaromir Jagr	2	10/30-10/31	Lower-Body
Dmitry Kulikov	8	11/16-12/3	Lower-Body
Alex Petrovic	12	11/29-12/21	Lower-Body
Nick Bjugstad	15	12/1-1/4	Upper-Body
Steven Kampfer	13	12/10 - 1/11	Lower-Body
Jaromir Jagr	1	12/15-12/18	Illness
Derek MacKenzie	4	12/15-12/20	Lower-Body
Dave Bolland	48	12/22-Present	Lower-Body
Aaron Ekblad	4	1/11-1/18	Upper-Body
Willie Mitchell	36	1/22-Present	Lower-Body
Erik Gudbranson	8	2/6 - 2/20	Upper-Body
Aleksander Barkov	6	2/9 - 2/20	Upper-Body
Quinton Howden	5	2/15 - 2/27	Upper-Body
Brandon Pirri	6	2/15 - 2/28	Lower-Body
Jonathan Huberdeau	6	2/25-3/1	Upper-Body
Al Montoya	2	3/1-3/3	Upper-Body
Derek MacKenzie	5	2/28-3/7	Upper-Body
Teddy Purcell	4	3/7-3/14	Lower-Body
Derek MacKenzie	8	3/14-3/29	Lower-Body
Jussi Jokinen	1	3/15	Lower-Body
Erik Gudbranson	7	3/15 -3/29	Lower-Body
Vincent Trocheck	6	3/31-4/9	Lower-Body
Erik Gudbranson	3	4/5-4/9	Upper-Body
Steven Kampfer	1	4/9	Lower-Body

2015 - 16

# HOME SCORING

PLAYER	GP	G	A	PTS	+/-	PIM	ATOI
Jaromir Jagr, RW	39	18	23	41	12	24	17:06
Aleksander Barkov, C	31	19	13	32	7	4	19:32
Jonathan Huberdeau, C	40	10	21	31	7	27	18:06
Vincent Trocheck, C	38	14	17	31	13	24	17:45
Jussi Jokinen, LW	41	9	22	31	17	26	18:39
Reilly Smith, RW	41	13	13	26	9	10	19:02
Aaron Ekblad, D	40	9	12	21	0	17	21:37
Brian Campbell, D	41	3	16	19	15	6	22:39
Nick Bjugstad, C	34	6	9	15	-2	10	15:46
Brandon Pirri, C +	26	5	8	13	-3	14	14:50
Dmitry Kulikov, D	36	0	10	10	7	27	21:57
Alex Petrovic, D	36	1	8	9	21	35	16:41
Erik Gudbranson, D	32	0	5	5	1	19	19:39
Jiri Hudler, LW+	8	2	3	5	3	4	13:08
Derek MacKenzie, C	37	2	3	5	-2	22	13:25
Shawn Thornton, RW	26	1	3	4	-1	42	8:39
Teddy Purcell, RW+	5	2	2	4	3	2	14:22
Logan Shaw, RW	27	3	1	4	-5	4	12:22
Corban Knight, C	10	1	2	3	1	2	9:24
Quinton Howden, C	28	2	1	3	-5	6	9:59
Willie Mitchell, D	22	0	2	2	-2	10	19:17
Dave Bolland, C	13	0	2	2	0	6	14:07
Rocco Grimaldi, C	10	0	2	2	-2	0	11:05
Gregg McKegg, C	6	1	0	1	0	2	8:15
Connor Brickley, C	11	0	1	1	0	4	8:02
Jakub Kindl, D +	8	0	1	1	8	2	14:26
John McFarland, LW	3	0	0	0	-1	0	9:55
Steven Kampfer, D	23	0	0	0	2	10	15:10
Brent Regner, D	5	0	0	0	-1	0	11:07
Garrett Wilson, LW	14	0	0	0	-2	13	9:40
Michael Matheson, D	2	0	0	0	1	2	18:24
Dylan Olsen, D	1	0	0	0	-3	0	8:09
Kyle Rau, C	4	0	0	0	-2	2	11:58



2015-16

## ROAD SCORING



PLAYER	GP	G	A	PTS	+/-	PIM	ATOI
Jussi Jokinen, LW	40	9	20	29	8	16	17:56
Jonathan Huberdeau, C	36	10	18	28	10	16	18:12
Aleksander Barkov, C	35	9	18	27	11	4	19:20
Jaromir Jagr, RW	40	9	16	25	11	24	17:03
Reilly Smith, RW	41	12	12	24	10	21	18:11
Vincent Trocheck, C	38	11	11	22	2	20	17:47
Nick Bjugstad, C	33	9	10	19	-6	31	15:15
Aaron Ekblad, D	38	6	9	15	18	24	21:44
Brian Campbell, D	41	3	9	12	16	20	21:55
Brandon Pirri, C +	26	6	5	11	-1	16	14:49
Alex Petrovic, D	30	1	7	8	-4	55	17:16
Derek MacKenzie, C	27	4	4	8	9	14	12:47
Quinton Howden, C	30	4	4	8	4	12	10:44
Teddy Purcell, RW+	10	1	6	7	-5	0	14:18
Dmitry Kulikov, D	38	1	6	7	1	24	20:10
Jiri Hudler, LW+	11	4	2	6	-3	6	13:25
Willie Mitchell, D	24	1	4	5	0	8	20:31
Steven Kampfer, D	24	0	4	4	3	16	15:01
Erik Gudbranson, D	32	2	2	4	2	30	20:35
Connor Brickley, C	12	1	3	4	1	10	9:22
Corban Knight, C	10	1	3	4	2	2	9:52
Rocco Grimaldi, C	10	3	0	3	-2	2	12:39
Logan Shaw, RW	26	2	1	3	-2	9	12:06
Dave Bolland, C	12	1	2	3	-2	10	14:04
Jakub Kindl, D +	11	0	1	1	2	2	13:39
Shawn Thornton, RW	24	0	1	1	-1	38	8:44
Gregg McKegg, C	9	1	0	1	1	0	8:16
Dylan Olsen, D	7	0	1	1	2	2	14:33
Brent Regner, D	2	0	0	0	-1	4	12:45
Garrett Wilson, LW	15	0	0	0	-1	11	9:06
Kyle Rau, C	5	0	0	0	1	0	13:06
Michael Matheson, D	1	0	0	0	0	0	15:48



*2016-17 FLORIDA*

# *OPPONENTS*

*FLORIDA PANTHERS*



# OPPONENTS

Reebok Reebok Reebok Reebok







## HONDA CENTER

2695 E Katella Ave | Anaheim, CA | 714.704.2400  
www.AnahaimDucks.com

**ARENA:** HONDA CENTER

**CAPACITY:** 17,174

**ENTERED NHL:** 1993-1994 Season

**OWNER:** Henry and Susan Samuelli

**CHIEF EXECUTIVE OFFICER:** Michael Schulman

**EXECUTIVE VP/GENERAL MANAGER:** Bob Murray

**SENIOR VP, HOCKEY OPERATIONS:** David McNab

**HEAD COACH:** Randy Carlyle

**ASSISTANT COACHES:** Trent Yawney, Paul MacLean, Rich Preston

**GOALTENDING COACH:** Sudarshan Maharaj

## 2016-17 SCHEDULE VS. DUCKS

**Feb. 3** Panthers vs Ducks

**Feb. 17** Panthers at Ducks

## 2015-16 RESULTS

**Nov. 4** Panthers (2) at Ducks (3) SO

**Nov. 19** Panthers (1) vs. Ducks (3)

## YEAR BY YEAR

	HOME					AWAY					OVERALL				
	GP	W	L	T	OTL	GP	W	L	T	OTL	GP	W	L	T	OTL
1993-94	1	1	0	0	-	1	1	0	0	-	2	2	0	0	-
1994-95	DID NOT PLAY					DID NOT PLAY					DID NOT PLAY				
1995-96	1	0	0	1	-	1	1	0	0	-	2	1	0	1	-
1996-97	1	0	1	0	-	1	0	1	0	-	2	0	2	0	-
1997-98	1	0	0	1	-	1	0	1	0	-	2	0	1	1	-
1998-99	0	0	0	0	-	1	1	0	0	-	1	1	0	0	-
1999-00	1	1	0	0	0	1	1	0	0	0	2	2	0	0	0
2000-01	0	0	0	0	0	1	0	0	0	1	1	0	0	0	1
2001-02	1	1	0	0	0	1	1	0	0	0	2	2	0	0	0
2002-03	1	0	1	0	0	1	0	0	1	0	2	0	1	1	0
2003-04	1	1	0	0	0	0	0	0	0	0	1	1	0	0	0
2005-06	0	0	0	-	0	1	0	1	-	0	1	0	1	-	0
2006-07	1	0	1	-	0	0	0	0	-	0	1	0	1	-	0
2007-08	DID NOT PLAY					DID NOT PLAY					DID NOT PLAY				
2008-09	0	0	0	-	0	1	1	0	-	0	1	1	0	-	0
2009-10	1	0	1	-	0	0	0	0	-	0	1	0	1	-	0
2010-11	0	0	0	-	0	1	0	1	-	0	1	0	1	-	0
2011-12	1	0	1	-	0	0	0	0	-	0	1	0	1	-	0
2012-13	DID NOT PLAY					DID NOT PLAY					DID NOT PLAY				
2013-14	1	1	0	-	0	1	0	1	-	0	2	1	1	-	0
2014-15	1	1	0	-	0	1	1	0	-	0	2	2	0	-	0
2015-16	1	0	1	0	0	1	0	0	0	1	2	0	1	0	1
TOTALS	14	6	6	2	0	15	7	5	1	2	29	13	11	3	2

## FAST FACTS

	OVERALL	AT HOME	ON ROAD
Last Win	2/10/15	2/10/15	11/16/14
Last Loss	11/9/15	11/9/15	11/4/15
Overtime Record	1-1-3	1-0-2	0-1-1
Shutouts by FLA	1	1	Never
Last Time	11/21/01 (6-0)	11/21/01 (6-0)	Never
Shutouts of FLA	4	3	1
Last Time	2/19/12 (2-0)	2/19/12 (2-0)	1/21/06 (1-0)
Shootout Record	0-1	Never	0-1
Last Time	11/4/15 (3-2 L)	Never	11/4/15 (3-2 L)





# ARIZONA COYOTES

## GILA RIVER ARENA

9400 W. Maryland Ave. | Glendale, AZ | 623.772.3200

www.ARIZONACOYOTES.com

**ARENA:** GILA RIVER ARENA

**CAPACITY:** 18,300

**ENTERED NHL:** 1979-80 Season (Winnipeg)

**MAJORITY OWNER, CHAIRMAN, GOVERNOR:** Andrew Barroway

**PRESIDENT & CEO, CO-OWNER::** Anthony LeBlanc

**PRESIDENT OF HOCKEY OPERATIONS/CO-OWNER:** Gary J. Drummond

**GENERAL MANAGER:** John Chayka

**EVP OF HOCKEY OPERATIONS & HEAD COACH:** Dave Tippett

**ASSISTANT GENERAL MANAGER:** Chris O'Hearn

**ASSOCIATE COACH:** Jim Playfair

**ASSISTANT COACHES:** Newell Brown, John Slaney

## 2016-17 SCHEDULE VS. COYOTES

**Jan. 23:** Panthers at Coyotes

**March 23:** Panthers vs. Coyotes

## 2015-16 RESULTS

**Feb. 25:** Panthers (3) vs. Coyotes (2)

**March 5:** Panthers (1) at Coyotes (5)

## YEAR BY YEAR

	HOME					AWAY					OVERALL				
	GP	W	L	T	OTL	GP	W	L	T	OTL	GP	W	L	T	OTL
1993-94	1	0	1	0	-	2	2	0	0	-	3	2	1	0	-
1994-95	DID NOT PLAY					DID NOT PLAY					DID NOT PLAY				
1995-96	1	1	0	0	-	1	0	1	0	-	2	1	1	0	-
1996-97	1	0	1	0	-	1	0	0	1	-	2	0	1	1	-
1997-98	1	0	1	0	-	1	0	1	0	-	2	0	2	0	-
1998-99	1	1	0	0	-	1	0	0	1	-	2	1	0	1	-
1999-00	0	0	0	0	0	1	1	0	0	0	1	1	0	0	0
2000-01	1	1	0	0	0	1	0	0	0	1	2	1	0	0	1
2001-02	1	0	1	0	0	0	0	0	0	0	1	0	1	0	0
2002-03	0	0	0	0	0	1	0	0	1	0	1	0	0	1	0
2003-04	1	0	1	0	0	1	1	0	0	0	2	1	1	0	0
2005-06	0	0	0	0	0	1	0	1	-	0	1	0	1	-	0
2006-07	1	1	0	-	0	0	0	0	-	0	1	1	0	-	0
2007-08	DID NOT PLAY					DID NOT PLAY					DID NOT PLAY				
2008-09	0	0	0	0	0	1	0	1	-	0	1	0	1	-	0
2009-10	1	0	0	-	1	0	0	0	-	0	1	0	0	-	0
2010-11	0	0	0	-	0	1	1	0	-	0	1	1	0	-	0
2011-12	1	0	1	-	0	0	-	-	-	-	1	0	1	-	0
2012-13	DID NOT PLAY					DID NOT PLAY					DID NOT PLAY				
2013-14	1	0	1	-	0	1	0	1	-	0	2	0	2	-	0
2014-15	1	1	0	-	0	1	0	0	-	1	2	0	2	-	0
2015-16	1	1	0	0	0	1	0	1	0	0	2	1	1	0	0
TOTALS	14	6	7	0	1	16	5	6	3	2	30	11	13	3	3

## FAST FACTS

	OVERALL	AT HOME	ON ROAD
Last Win:	2/25/16	2/25/16	12/4/10
Last Loss:	3/5/16	10/30/14	3/5/16
Overtime Record:	1-2-3	1-1-0	1-2-3
Shutouts by FLA:	Never	Never	Never
Last Time:	Never	Never	Never
Shutouts of FLA:	1	1	Never
Last Time:	3/5/97 (3-0)	3/5/97 (3-0)	Never
Shootout:	1-1	0-1	1-0
Last Time:	12/4/10 (2-1 W)	3/18/10 (4-3 L)	12/4/10 (2-1 W)



BOSTON  
**BRUINS**

## TD GARDEN

100 Legends Way | Boston, MA | 617.624.1050  
www.BOSTONBRUINS.com

**ARENA:** TD GARDEN

**CAPACITY:** 17,565

**ENTERED NHL:** 1924-25 Season

**OWNER AND GOVERNOR, CHAIRMAN:** Jeremy M. Jacobs

**PRESIDENT:** Cam Neely

**GENERAL MANAGER:** Don Sweeney

**ASSISTANT GENERAL MANAGER:** Scott Bradley

**HEAD COACH:** Claude Julien

**ASSISTANT COACHES:** Bruce Cassidy, Jay Pandolfo, Joe Sacco

**GOALTENDING COACH:** Bob Essensa

## 2016-17 SCHEDULE VS. BRUINS

**Nov. 1:** Panthers vs. Bruins

**Dec. 5:** Panthers at Bruins

**Dec. 22:** Panthers vs. Bruins

**Jan. 7:** Panthers vs. Bruins

**Apr. 1:** Panthers at Bruins

## 2015-16 RESULTS

**Oct. 30:** Panthers (1) vs. Bruins (3)

**Dec. 12:** Panthers (1) at Bruins (3)

**March 7:** Panthers (4) vs. Bruins (5)

[OTL]

**March 24:** Panthers (4) at Bruins (1)

## YEAR BY YEAR

	HOME					AWAY					OVERALL				
	GP	W	L	T	OTL	GP	W	L	T	OTL	GP	W	L	T	OTL
1993-94	2	1	1	0	-	2	0	1	1	-	4	1	3	0	-
1994-95	1	0	1	1	-	2	2	0	0	-	3	2	1	0	-
1995-96	2	1	1	0	-	2	0	1	1	-	4	1	2	1	-
1996-97	2	1	1	0	-	2	1	1	0	-	4	2	2	0	-
1997-98	2	1	1	0	-	2	2	0	0	-	4	3	1	0	-
1998-99	2	0	2	0	-	2	0	1	1	-	4	0	3	1	-
1999-00	2	2	0	0	0	2	2	0	0	0	4	4	0	0	0
2000-01	2	2	0	0	0	2	1	1	1	0	4	3	1	0	0
2001-02	2	0	2	0	0	2	0	2	0	0	4	0	4	0	0
2002-03	2	1	0	0	1	2	0	1	1	0	4	1	1	1	1
2003-04	2	0	0	2	0	2	2	0	0	0	4	2	0	2	0
2005-06	2	1	1	-	0	2	1	1	-	0	4	2	2	-	0
2006-07	2	2	0	-	0	2	2	0	-	0	4	4	0	-	0
2007-08	2	0	1	-	1	2	2	0	-	0	4	2	1	-	1
2008-09	2	1	1	-	0	2	0	2	-	0	4	1	3	-	0
2009-10	2	0	1	-	1	2	2	0	-	0	4	2	1	-	1
2010-11	2	0	1	-	1	2	0	2	-	0	4	0	3	-	1
2011-12	2	0	0	-	1	2	1	1	-	0	4	2	1	-	1
2012-13	1	0	1	-	0	2	0	2	-	0	3	0	3	-	0
2013-14	2	0	2	-	0	3	0	3	-	0	5	0	5	-	0
2014-15	2	2	0	-	0	2	0	1	-	1	4	2	1	-	1
2015-16	2	0	1	0	1	2	1	1	0	0	4	1	2	0	1
TOTALS	42	16	18	2	6	45	19	21	4	1	87	35	39	6	7

## FAST FACTS

	OVERALL	AT HOME	ON ROAD
Last Win:	3/24/16	4/19/15	3/24/16
Last Loss:	3/7/16	3/7/16	12/12/15
Overtime Record:	3-4-6	1-3-2	2-1-4
Shutouts by FLA:	10	4	6
Last Time:	12/8/11 (2-0)	2/21/09 (2-0)	12/8/11 (2-0)
Shutouts of FLA:	6	2	4
Last Time:	12/23/11 (8-0)	12/6/08 (4-0)	4/21/13 (3-0)
Shootout Record:	3-4	1-4	2-0
Last Time:	3/21/15 (2-1 W)	3/21/15 (2-1 W)	11/12/09 (1-0 W)



# BUFFALO SABRES

## FIRST NIAGARA CENTER

1 Seymour H Knox III Plz | Buffalo, NY | (716) 855-4100

www.BUFFALOSABRES.com

**ARENA:** FIRST NIAGARA CENTER

**CAPACITY:** 18,690

**ENTERED NHL:** 1970-71 Season

**OWNER/CEO:** Terry Pegula

**PRESIDENT:** Russ Brandon

**GENERAL MANAGER:** Tim Murray

**ASSISTANT GENERAL MANAGER:** Mark Jakubowski

**HEAD COACH:** Dan Bylsma

**ASSISTANT COACHES:** Terry Murray, Tom Ward, Bob Woods

**GOALTENDING COACH:** Andrew Allen

**VIDEO COACH:** Adam Nightingale

## 2016-17 SCHEDULE VS. SABRES

**Oct. 29:** Panthers at Sabres

**Dec. 20:** Panthers vs. Sabres

**March 27:** Panthers at Sabres

**April 8:** Panthers vs. Sabres

## 2015-16 RESULTS

**Oct. 15:** Panthers (3) vs. Sabres (2)

**Nov. 12:** Panthers (2) vs. Sabres (3)

**Jan. 5:** Panthers (5) at Sabres (1)

**Feb. 9:** Panthers (7) at Sabres (4)

## YEAR BY YEAR

	HOME					AWAY					OVERALL				
	GP	W	L	T	OTL	GP	W	L	T	OTL	GP	W	L	T	OTL
1993-94	2	1	1	0	-	2	1	1	0	-	4	2	2	0	-
1994-95	1	0	1	0	-	2	0	2	0	-	3	0	3	0	-
1995-96	2	2	0	0	-	2	0	2	0	-	4	2	2	0	-
1996-97	2	2	0	0	-	2	0	1	1	-	4	2	1	1	-
1997-98	2	0	2	0	-	2	1	1	0	-	4	1	3	0	-
1998-99	2	1	1	0	-	3	0	2	1	-	5	1	3	1	-
1999-00	2	1	1	0	0	2	1	0	0	1	4	2	1	0	1
2000-01	2	1	1	0	0	2	0	2	0	0	4	1	3	0	0
2001-02	2	1	1	0	0	2	1	1	0	0	4	2	2	0	0
2002-03	2	0	1	1	0	2	1	1	0	0	4	1	2	1	0
2003-04	2	1	1	0	0	2	0	1	1	0	4	1	2	1	0
2005-06	2	2	0	-	0	2	1	1	-	0	4	3	1	-	0
2006-07	2	1	1	-	0	2	0	1	-	1	4	1	2	-	1
2007-08	2	0	2	-	0	2	1	1	-	0	4	1	3	-	0
2008-09	2	1	0	-	1	2	0	2	-	0	4	1	2	-	1
2009-10	2	0	2	-	0	2	1	1	-	0	4	1	3	-	0
2010-11	2	1	0	-	1	2	1	1	-	0	4	2	1	-	1
2011-12	2	1	1	-	0	2	1	0	-	1	4	2	1	-	1
2012-13	2	1	1	-	1	1	1	0	-	0	3	2	1	-	1
2013-14	2	1	1	-	0	2	2	0	-	0	4	3	1	-	0
2014-15	2	2	0	-	0	3	2	0	-	1	5	4	0	-	1
2015-16	2	1	1	0	0	2	2	0	0	0	4	3	1	0	0
TOTALS	43	21	18	1	3	45	17	21	3	4	88	38	39	4	7

## FAST FACTS

	OVERALL	AT HOME	ON ROAD
Last Win:	2/9/16	10/15/15	2/9/16
Last Loss:	11/12/15	11/12/15	12/13/14
Overtime Record:	1-8-4	1-3-1	0-5-3
Shutouts by: FLA	5	1	4
Last Time:	3/7/14 (2-0)	3/7/14 (2-0)	12/20/02 (3-0)
Shutouts of FLA:	7	4	3
Last Time:	1/2/15 (2-0)	10/20/11 (3-0)	1/2/15 (2-0)
Shootout Record:	3-2	1-1	1-0
Last Time:	1/9/14 (2-1 W)	2/28/13 (4-3 L)	1/9/14 (2-1 W)

## SCOTIABANK SADDLEDOME

555 Saddledome Rise SE | Calgary AB | 403-777-4646

www.CALGARYFLAMES.com

**ARENA:** SCOTIABANK SADDLEDOME

**CAPACITY:** 19,289

**ENTERED NHL:** 1972-73 Season (Atlanta)

**OWNERS:** N. Murray Edwards, Alvin G. Libin, Clayton H. Riddell, Allan Markin, Jeffry J. McCaig

**PRESIDENT/CEO:** Ken King

**PRESIDENT, HOCKEY OPERATIONS:** Brian Burke

**GENERAL MANAGER:** Brad Treliving

**ASSISTANT GENERAL MANAGERS:** Craig Conroy, Brad Pascall

**HEAD COACH:** Greg Gulutzan

**ASSISTANT COACHES:** Dave Cameron, Paul Jerrard, Martin Gelinas, Jamie Pringle (Video)

**GOALTENDING COACH:** Jordan Sigalet

## 2016-17 SCHEDULE VS. FLAMES

**Jan. 17:** Panthers at Flames

**Feb. 24:** Panthers vs. Flames

## 2015-16 RESULTS

**Nov 10:** Panthers (4) vs. Flames (3)

**Jan. 13:** Panthers (0) at Flames (6)

## YEAR BY YEAR

	HOME					AWAY					OVERALL				
	GP	W	L	T	OTL	GP	W	L	T	OTL	GP	W	L	T	OTL
1993-94	1	1	0	0	-	1	0	1	0	-	2	1	1	0	-
1994-95	DID NOT PLAY					DID NOT PLAY					DID NOT PLAY				
1995-96	1	1	0	0	-	1	0	1	0	-	2	1	1	0	-
1996-97	1	0	1	0	-	1	1	0	0	-	2	1	1	0	-
1997-98	1	0	1	0	-	1	0	0	1	-	2	0	1	1	-
1998-99	1	0	1	0	-	1	1	0	0	-	2	1	1	0	-
1999-00	1	0	0	0	1	1	1	0	0	0	2	1	0	0	1
2000-01	1	0	0	1	0	0	0	0	0	0	1	0	0	1	0
2001-02	1	0	0	1	0	1	0	1	0	0	2	0	1	1	0
2002-03	1	1	0	0	0	0	0	0	0	0	1	1	0	0	0
2003-04	0	0	0	0	0	1	0	1	0	0	1	0	1	0	0
2005-06	DID NOT PLAY					DID NOT PLAY					DID NOT PLAY				
2006-07	0	0	0	-	0	1	0	0	-	1	1	0	0	-	1
2007-08	1	0	0	-	1	0	0	0	-	0	1	0	0	-	1
2008-09	0	0	0	-	0	1	1	0	-	0	1	1	0	-	0
2009-10	1	0	1	-	0	0	0	0	-	0	1	0	1	-	0
2010-11	0	0	0	-	0	1	1	0	-	0	1	1	0	-	0
2011-12	1	1	0	-	0	0	0	0	-	0	1	1	0	-	0
2012-13	DID NOT PLAY					DID NOT PLAY					DID NOT PLAY				
2013-14	1	0	1	-	0	1	0	0	-	1	2	0	1	-	1
2014-15	1	0	1	-	0	1	1	0	-	0	2	1	1	-	0
2015-16	1	1	0	-	0	1	0	1	-	0	2	1	1	-	0
TOTALS	15	5	6	2	2	14	6	5	1	2	29	11	11	3	4

## FAST FACTS

	OVERALL	AT HOME	ON ROAD
Last Win:	11/10/15	11/10/15	1/9/15
Last Loss:	11/8/14	11/8/14	1/13/16
Overtime Record:	0-2-3	0-1-2	0-1-1
Shutouts by FLA:	2	1	1
Last Time:	10/14/10 (3-0)	11/9/02 (3-0)	10/14/10 (3-0)
Shutouts of FLA:	2	Never	2
Last Time:	1/13/16 (6-0)	Never	1/13/16 (6-0)
Shootout Record:	2-2	1-1	1-1
Last Time:	11/22/13 (4-3 L)	12/16/11 (3-2 L)	11/22/13(4-3 L)





# CAROLINA HURRICANES

## PNC ARENA

1400 Edwards Mill Rd | Raleigh, NC | 919-861-2300  
www.CAROLINAHURRICANES.com

**ARENA:** PNC ARENA

**CAPACITY:** 19,772

**ENTERED NHL:** 1979-80 Season (Hartford)

**OWNER/CEO/GOVERNOR:** Peter Karmanos Jr.

**EXECUTIVE VICE PRESIDENT & GENERAL MANAGER:** Ron Francis

**ASSISTANT GENERAL MANAGERS:** Brian Tatum, Mike Vellucci,

Ricky Olczyk

**HEAD COACH:** Bill Peters

**ASSISTANT COACHES:** Rod Brind'Amour, Steve Smith

**GOALTENDING COACH:** David Marcoux

## 2016-17 SCHEDULE VS. HURRICANES

**Nov. 27:** Panthers at Hurricanes

**Feb. 28:** Panthers vs. Hurricanes

**March 21:** Panthers vs. Hurricanes

## 2015-16 RESULTS

**Oct. 13:** Florida (4) at Hurricanes (1)

**Dec. 18:** Florida (2) at Hurricanes (0)

**April 9:** Florida (5) vs. Hurricanes (2)

## YEAR BY YEAR

	HOME					AWAY					OVERALL				
	GP	W	L	T	OTL	GP	W	L	T	OTL	GP	W	L	T	OTL
1993-94	2	0	2	0	-	2	1	1	0	-	4	1	3	0	-
1994-95	2	1	0	1	-	2	2	0	0	-	4	3	0	1	-
1995-96	2	2	0	0	-	2	1	1	0	-	4	3	1	0	-
1996-97	2	1	0	1	-	2	0	2	0	-	4	1	2	1	-
1997-98	2	1	1	0	-	2	2	0	0	-	4	3	1	0	-
1998-99	3	0	0	3	-	2	0	1	1	-	5	0	1	4	-
1999-00	2	1	0	0	1	3	1	1	0	1	5	2	1	0	2
2000-01	3	0	0	2	1	2	1	1	0	0	5	1	1	2	1
2001-02	2	0	2	0	0	3	0	2	1	0	5	0	4	1	0
2002-03	3	3	0	0	0	2	1	1	0	0	5	4	1	0	0
2003-04	3	2	0	1	0	3	0	2	1	0	6	2	2	2	0
2005-06	4	2	1	-	1	4	0	4	-	0	8	2	5	-	1
2006-07	4	1	0	-	3	4	0	3	-	1	8	1	3	-	4
2007-08	4	2	1	-	1	4	1	3	-	0	8	3	4	-	1
2008-09	3	2	0	-	1	3	1	1	-	1	6	3	1	-	2
2009-10	3	3	0	-	0	3	0	3	-	0	6	3	3	-	0
2010-11	3	1	2	-	0	3	1	2	-	0	6	2	4	-	0
2011-12	3	3	0	-	0	3	2	1	-	0	6	5	1	-	0
2012-13	2	1	1	-	0	2	1	1	-	0	4	2	2	-	0
2013-14	1	0	1	-	0	2	0	2	-	0	3	0	3	-	0
2014-15	2	2	0	-	0	1	1	0	-	0	3	3	0	-	0
2015-16	1	1	0	0	0	2	2	0	0	0	3	3	0	0	0
TOTALS	56	29	11	8	8	56	18	32	3	3	112	47	43	11	11

## FAST FACTS

	OVERALL	AT HOME	ON ROAD
Last Win:	4/9/16	4/9/16	12/18/15
Last Loss:	3/27/14	3/27/14	2/7/14
Overtime Record:	4-11-11	3-7-8	1-4-3
Shutouts by FLA:	9	6	
Last Time:	3/14/15 (2-0)	12/18/15 (2-0)	3 / 1 4 / 1 5
(2-0)			
Shutouts of FLA:	3	1	2
Last Time:	3/27/14 (3-0)	3/27/14 (3-0)	11/5/05 (2-0)
Shootout Record:	1-2	1-1	1-0
Last Time:	2/25/12 (3-2 W)	3/20/08 (2-1 L)	2/25/12 (3-2 W)

2016-17 OPPONENTS



# CHICAGO BLACKHAWKS

## UNITED CENTER

1901 W Madison St | Chicago, IL | 312-455-4500  
www.CHICAGOBLACKHAWKS.com

**ARENA:** UNITED CENTER

**CAPACITY:** 20,500

**ENTERED NHL:** 1926-27 Season

**CHAIRMAN:** W. Rockwell Wirtz

**PRESIDENT & CEO:** John F. McDonough

**SENIOR VICE PRESIDENT & GENERAL MANAGER:** Stan Bowman

**SENIOR VICE PRESIDENT, HOCKEY OPERATIONS:** Al MacIsaac

**ASSISTANT GENERAL MANAGER:** Norm MacIver

**HEAD COACH:** Joel Quenneville

**ASSISTANT COACHES:** Mike Kitchen, Kevin Dineen

**GOALTENDING COACH:** Jimmy Waite

**VIDEO COACH:** Matt Meacham

## 2016-17 SCHEDULE VS. BLACKHAWKS

**Nov. 29:** Panthers at Blackhawks

**March 25:** Panthers vs. Blackhawks

## 2015-16 RESULTS

**Oct. 22:** Panthers (2) at Chicago (3)

**Jan. 22:** Panthers (4) vs. Chicago (0)

## YEAR BY YEAR

	HOME					AWAY					OVERALL				
	GP	W	L	T	OTL	GP	W	L	T	OTL	GP	W	L	T	OTL
1993-94	1	0	1	0	-	1	0	0	1	-	2	0	1	1	-
1994-95	DID NOT PLAY					DID NOT PLAY					DID NOT PLAY				
1995-96	1	0	1	0	-	1	0	1	0	-	2	0	2	0	-
1996-97	1	1	0	0	-	1	1	0	0	-	2	2	0	0	-
1997-98	1	0	1	0	-	1	1	0	0	-	2	1	1	0	-
1998-99	1	1	0	0	-	1	1	0	0	-	2	2	0	0	-
1999-00	1	0	1	0	0	1	0	1	0	0	2	0	2	0	0
2000-01	0	0	0	0	0	1	0	1	0	0	2	0	2	0	0
2001-02	1	0	1	0	0	1	0	1	0	0	2	0	2	0	0
2002-03	1	0	0	1	0	1	0	1	0	0	2	0	1	1	0
2003-04	0	0	0	0	0	1	0	0	1	0	1	0	0	1	0
2005-06	1	1	0	-	0	0	0	0	-	0	1	1	0	-	0
2006-07	DID NOT PLAY					DID NOT PLAY					DID NOT PLAY				
2007-08	0	0	0	-	0	1	1	0	-	0	1	1	0	-	0
2008-09	1	0	1	-	0	0	0	0	-	0	1	0	1	-	0
2009-10	1	0	1	-	0	1	1	0	-	0	2	1	1	-	0
2010-11	1	1	0	-	0	1	0	1	-	0	2	1	1	-	0
2011-12	1	0	0	-	1	1	0	1	-	0	2	0	1	-	1
2012-13	DID NOT PLAY					DID NOT PLAY					DID NOT PLAY				
2013-14	1	0	0	-	1	1	0	1	-	0	2	0	1	-	1
2014-15	0	0	1	-	0	1	0	0	-	1	2	0	1	-	1
2015-16	1	1	0	0	0	1	0	1	0	0	2	1	1	0	0
TOTALS	16	5	8	1	2	17	5	9	2	1	33	10	17	3	3

## FAST FACTS

	OVERALL	AT HOME	ON ROAD
Last Win:	1/22/16	1/22/16	10/2/09 (S O,
Finland)			
Last Loss:	10/22/15	2/26/15	10/22/15
Overtime Record:	1-0-3	1-0-1	0-0-2
Shutouts by FLA:	2	1	1
Last Time:	1/22/16 (4-0)	1/22/16 (4-0)	3/29/98 (4-0)
Shutouts of FLA:	6	4	2
Last Time:	2/26/15	2/26/15	4/21/13 (3-0)
Shootout Record:	1-3	0-2	1-1
Last Time:	2/24/15 (3-2 L)	10/22/13 (3-2 L)	2/24/15 (3-2 L)



# COLORADO AVALANCHE

## PEPSI CENTER

1000 Chopper Cir | Denver, CO | 303-405-1100  
www.COLORADOAVALANCHE.com

**ARENA:** PEPSI CENTER

**CAPACITY:** 18,007

**ENTERED NHL:** 1979-80 Season (Quebec)

**OWNER:** E. Stanley Kroenke

**PRESIDENT:** Joe Sakic J

**EXECUTIVE VICE PRESIDENT/GENERAL MANAGER:** Josh Kroenke

**GENERAL MANAGER:** Greg Sherman

**ASSISTANT GENERAL MANAGERS:** Craig Billington, Chris MacFarland

**HEAD COACH:** Jared Bednar

**ASSISTANT COACHES:** Tim Army, Dave Farrish, Nolan Pratt

**GOALTENDING COACH:** Francois Allaire

## 2016-17 SCHEDULE VS. AVALANCHE

**Oct. 22:** Panthers vs. Avalanche

**Dec. 16:** Panthers at Avalanche

## 2015-16 RESULTS

**Oct. 27:** Panthers (4) vs. Avalanche (1)

**March 3:** Panthers (2) at Avalanche (3)

## YEAR BY YEAR

	HOME					AWAY					OVERALL				
	GP	W	L	T	OTL	GP	W	L	T	OTL	GP	W	L	T	OTL
1993-94	2	0	2	0	-	2	1	0	1	-	4	1	2	1	-
1994-95	2	1	1	0	-	1	0	1	0	-	3	1	2	0	-
1995-96	1	0	1	0	-	1	0	0	1	-	2	0	1	1	-
1996-97	1	0	1	0	-	1	1	0	0	-	2	1	1	0	-
1997-98	1	0	1	0	-	1	0	1	0	-	2	0	2	0	-
1998-99	1	0	1	0	-	1	0	0	1	-	2	0	1	1	-
1999-00	0	0	0	0	0	1	1	0	0	0	1	1	0	0	0
2000-01	1	0	1	0	0	1	0	1	0	0	2	0	2	0	0
2001-02	0	0	0	0	0	1	0	1	0	0	1	0	1	0	0
2002-03	1	0	1	0	0	1	1	0	0	0	2	1	1	0	0
2003-04	1	0	1	0	0	0	0	0	0	0	1	0	1	0	0
2005-06	DID NOT PLAY					DID NOT PLAY					DID NOT PLAY				
2006-07	0	0	0	-	0	1	0	0	-	1	1	0	0	-	1
2007-08	1	0	0	-	1	0	0	0	-	0	1	0	0	-	1
2008-09	1	1	0	-	0	0	0	0	-	0	1	1	0	-	0
2009-10	1	1	0	-	0	1	0	1	-	0	2	1	1	-	0
2010-11	1	1	0	-	0	0	0	0	-	0	1	1	0	-	0
2011-12	0	0	0	-	0	1	0	0	-	1	1	0	0	-	1
2012-13	DID NOT PLAY					DID NOT PLAY					DID NOT PLAY				
2013-14	1	0	1	-	0	1	1	0	-	0	2	1	1	-	0
2014-15	1	0	1	-	0	1	1	0	-	0	2	1	1	-	0
2015-16	1	1	0	0	0	1	0	1	0	0	1	1	1	0	0
TOTALS	18	5	12	0	1	17	6	6	3	2	35	11	18	3	3139

## FAST FACTS

	OVERALL	AT HOME	ON ROAD
Last Win:	10/27/16	10/27/16	10/21/14 (OT)
Last Loss:	3/3/16	1/15/15	3/3/16
Overtime Record:	2-4-3	1-1-0	1-3-3
Shutouts by FLA:	1	1	Never
Last Time:	2/21/08 (3-0)	2/21/08 (3-0)	Never
Shutouts of FLA:	1	0	1
Last Time:	3/11/10	Never	3/11/10
Shootout Record:	1-1	1-1	Never
Last Time:	12/2/09 (6-5 W)	12/2/09 (6-5 W)	Never



# COLUMBUS BLUE JACKETS

## NATIONWIDE ARENA

200 W Nationwide Blvd | Columbus, OH | 614-246-2000

www.COLUMBUSBLUEJACKETS.com

**ARENA:** NATIONWIDE ARENA

**CAPACITY:** 18,500

**ENTERED NHL:** 2000-01 Season

**MAJORITY OWNER:** John P. McConnell

**PRESIDENT:** Michael Priest

**PRESIDENT, HOCKEY OPERATIONS:** John Davidson

**GENERAL MANAGER:** Jarmo Kekalainen

**ASSISTANT GENERAL MANAGER:** Bill Zito

**HEAD COACH:** John Tortorella

**ASSISTANT COACHES:** Brad Larsen, Kenny McCudden, Brad Shaw

**GOALTENDING COACH:** Ian Clark

**VIDEO ASSISTANT COACH:** Dan Singleton

## 2016-17 SCHEDULE VS. BLUE JACKETS

**Nov. 26:** Panthers vs. Blue Jackets

**Jan. 14:** Panthers vs. Blue Jackets

**March 16:** Panthers at Blue Jackets

## 2015-16 RESULTS

**Dec. 4:** Panthers (2) at Blue Jackets (1) [SO]

**Dec. 27:** Panthers (3) vs. Blue Jackets (2)

**Feb. 27:** Panthers (3) at Blue Jackets (4) [SO]

## YEAR BY YEAR

	HOME					AWAY					OVERALL				
	GP	W	L	T	OTL	GP	W	L	T	OTL	GP	W	L	T	OTL
2000-01	1	0	0	0	1	1	1	0	0	0	2	1	0	0	1
2001-02	1	1	0	0	0	0	0	0	0	0	1	1	0	0	0
2002-03	0	0	0	0	0	1	0	1	0	0	1	0	1	0	0
2003-04	1	1	0	0	0	0	0	0	0	0	1	1	0	0	0
2005-06	1	0	0	-	1	0	0	0	-	0	1	0	0	-	1
2006-07	DID NOT PLAY					DID NOT PLAY					DID NOT PLAY				
2007-08	0	0	0	-	0	1	1	0	-	0	1	1	0	-	0
2008-09	1	0	1	-	0	0	0	0	-	0	1	0	1	-	0
2009-10	0	0	0	-	0	1	0	1	-	0	1	0	1	-	0
2010-11	1	0	0	-	1	1	0	0	-	1	2	0	0	-	2
2011-12	0	0	0	-	0	1	0	1	-	0	1	0	1	-	0
2012-13	DID NOT PLAY					DID NOT PLAY					DID NOT PLAY				
2013-14	1	0	1	-	0	2	0	2	-	0	3	0	3	-	0
2014-15	2	1	0	-	1	1	0	1	-	0	3	1	1	-	1
2015-16	1	1	0	0	0	2	1	0	0	1	3	2	0	0	1
TOTALS	10	4	2	0	4	11	3	6	0	2	21	7	8	0	6

## FAST FACTS

	OVERALL	AT HOME	ON ROAD
Last Win:	12/27/15	12/27/15	12/4/15 [SO]
Last Loss:	2/27/16 [SO]	12/4/14 [SO]	2/27/16 [SO]
Overtime Record:	0-3-0	0-3-0	0-0-0
Shutouts by FLA:	3	2	1
Last Time:	1/3/04 (1-0)	1/3/04 (1-0)	11/17/00 (3-0)
Shutouts of FLA:	1	Never	1
Last Time:	12/9/09 (3-0)	Never	12/9/09 (3-0)
Shootout Record:	1-3	0-1	1-2
Last Time:	2/27/16 (4-3 L)	12/4/14 (4-3 L)	2/27/16 (4-3 L)



## AMERICAN AIRLINES CENTER

2500 Victory Ave | Dallas, TX | 214-222-3687  
www.DALLASSTARS.com

**ARENA:** AMERICAN AIRLINES CENTER

**CAPACITY:** 18,500

**ENTERED NHL:** 1967-68 Season (Minnesota)

**OWNER AND GOVERNOR:** Tom Gaglardi

**PRESIDENT, CEO:** James R. Lites

**GENERAL MANAGER:** Jim Nill

**ASSISTANT GENERAL MANAGERS:** Mark Janko, Scott White

**HEAD COACH:** Lindy Ruff

**ASSISTANT COACH:** Curt Fraser, James Patrick

**GOALTENDING COACH:** Jeff Reese

**VIDEO COACH:** Kelly Forbes

## 2016-17 SCHEDULE VS. STARS

**Dec. 31:** Panthers at Stars

**March 4:** Panthers vs. Stars

## 2015-16 RESULTS

**Oct. 17:** Panthers (2) vs. Stars (4)

**Oct. 24:** Panthers (6) at Stars (2)

## YEAR BY YEAR

	HOME					AWAY					OVERALL				
	GP	W	L	T	OTL	GP	W	L	T	OTL	GP	W	L	T	OTL
1993-94	1	0	1	0	-	1	0	0	1	-	2	0	1	1	-
1994-95	DID NOT PLAY					DID NOT PLAY					DID NOT PLAY				
1995-96	1	1	0	0	-	1	0	0	1	-	2	1	0	1	-
1996-97	1	0	0	1	-	1	1	0	0	-	2	1	0	1	-
1997-98	1	1	0	0	-	1	0	1	0	-	2	1	1	0	-
1998-99	1	0	1	0	-	1	0	1	0	-	2	0	2	0	-
1999-00	1	0	1	0	0	1	0	1	0	0	2	0	2	0	0
2000-01	1	1	0	0	0	0	0	0	0	0	1	1	0	0	0
2001-02	1	0	1	0	0	1	1	0	0	0	2	1	1	0	0
2002-03	1	0	1	0	0	1	1	0	0	0	2	1	1	0	0
2003-04	1	1	0	-	0	0	0	0	0	0	1	1	0	-	0
2005-06	0	0	0	-	0	1	0	1	-	0	1	0	1	-	0
2006-07	1	1	0	-	0	0	0	0	-	0	1	1	0	-	0
2007-08	DID NOT PLAY					DID NOT PLAY					DID NOT PLAY				
2008-09	1	0	1	-	0	1	1	0	-	0	2	1	1	-	0
2009-10	0	0	0	-	0	1	1	0	-	0	1	1	0	-	0
2010-11	1	0	1	-	0	0	0	0	-	0	1	0	1	-	0
2011-12	0	0	0	-	0	1	1	0	-	0	1	1	0	-	0
2012-13	DID NOT PLAY					DID NOT PLAY					DID NOT PLAY				
2013-14	1	1	0	-	0	1	1	0	-	0	2	2	0	-	0
2014-15	1	0	0	-	1	1	0	1	-	0	2	0	1	-	1
2015-16	1	0	1	0	0	1	1	0	0	0	2	1	1	0	0
TOTALS	16	6	8	1	1	15	8	5	2	0	31	14	13	3	1

## FAST FACTS

	OVERALL	AT HOME	ON ROAD
Last Win:	10/24/15	4/6/14	10/24/15
Last Loss:	10/17/15	10/17/15	2/13/15
Overtime Record:	3-0-3	1-0-1	2-0-2
Shutouts by FLA:	3	2	1
Last Time:	11/15/11 (6-0)	12/19/03 (1-0)	11/15/11 (6-0)
Shutouts of FLA:	3	1	2
Last Time:	2/13/15 (2-0)	12/27/02 (4-0)	2/13/15 (2-0)
Shootout Record:	1-1	0-1	1-0
Last Time:	3/5/15 (4-3 L)	3/5/15 (4-3 L)	10/30/09 (6-5 W)



# DETROIT RED WINGS

## JOE LOUIS ARENA

19 Steve Yzerman Dr | Detroit, MI | 313-471-7000  
www.DETROITREDWINGS.com

**ARENA:** JOE LOUIS ARENA

**CAPACITY:** 20,066

**ENTERED NHL:** 1926-27 Season

**OWNERS:** Mike Ilitch, Marian Ilitch

**PRESIDENT & CEO:** Christopher Ilitch

**EXECUTIVE VICE PRESIDENT & GENERAL MANAGER:** Ken Holland

**ASSISTANT GENERAL MANAGER:** Ryan Martin

**HEAD COACH:** Jeff Blashill

**ASSISTANT COACH:** John Torchetti, Chris Chelios, Pat Ferschweiler, Doug Houda, Dave Noel-Bernier (Video)

**GOALTENDING COACH:** Jeff Salajko

## 2016-17 SCHEDULE VS. RED WINGS

**Oct. 15:** Panthers vs. Red Wings

**Oct. 30:** Panthers at Red Wings

**Dec. 1:** Panthers at Red Wings

**Dec. 23:** Panthers vs. Red Wings

## 2015-16 RESULTS

**Nov. 29:** Panthers (2) at Red Wings (1) [OT]

**Feb. 4:** Panthers (6) vs. Red Wings (3)

**Feb. 8:** Panthers (0) at Red Wings (3)

**Mar. 19:** Panthers (3) vs. Red Wings (5)

## YEAR BY YEAR

	HOME					AWAY					OVERALL				
	GP	W	L	T	OTL	GP	W	L	T	OTL	GP	W	L	T	OTL
1993-94	1	0	1	0	-	1	0	1	0	-	2	0	2	0	-
1994-95	DID NOT PLAY					DID NOT PLAY					DID NOT PLAY				
1995-96	1	1	0	0	-	1	0	1	0	-	2	1	1	0	-
1996-97	1	0	1	0	-	1	1	0	0	-	2	1	1	0	-
1997-98	1	0	0	1	-	1	1	1	0	-	2	0	1	1	-
1998-99	1	0	1	0	-	1	0	0	1	-	2	0	1	1	-
1999-00	1	0	0	1	0	0	0	0	0	0	1	0	0	1	0
2000-01	1	0	1	0	0	1	0	0	1	0	2	0	1	1	0
2001-02	1	0	0	0	1	0	0	0	0	0	1	0	0	0	1
2002-03	1	0	0	0	1	1	0	0	1	0	2	0	0	1	1
2003-04	0	0	0	0	0	1	0	1	0	0	1	0	1	0	0
2005-06	1	1	0	-	0	0	0	0	-	0	1	1	0	-	0
2006-07	DID NOT PLAY					DID NOT PLAY					DID NOT PLAY				
2007-08	0	0	0	-	0	1	0	1	-	0	1	0	1	-	0
2008-09	1	0	1	-	0	0	0	0	-	0	1	0	1	-	0
2009-10	0	0	0	-	0	1	1	0	-	0	1	1	0	-	0
2010-11	1	0	1	-	0	0	0	0	-	0	1	0	1	-	0
2011-12	0	0	0	-	0	1	0	0	-	1	1	0	0	-	1
2012-13	DID NOT PLAY					DID NOT PLAY					DID NOT PLAY				
2013-14	3	1	2	-	0	2	2	0	-	0	5	3	2	-	0
2014-15	2	1	1	-	0	2	2	0	-	0	4	3	1	-	0
2015-16	2	1	1	0	0	2	1	1	0	0	4	2	2	0	0
TOTALS	19	5	10	2	2	17	7	6	3	1	36	12	16	5	3

## FAST FACTS

	OVERALL	AT HOME	ON ROAD
Last Win:	2/4/16	2/4/16	11/29/15 (OT)
Last Loss:	3/19/16	3/19/16	2/8/16
Overtime Record:	3-3-5	1-3-2	2-0-3
Shutouts by FLA:	Never	Never	Never
Last Time:	Never	Never	Never
Shutouts of FLA:	1	0	1
Last Time:	2/8/16 (3-0)	Never	2/8/16 (3-0)
Shootout Record:	3-1	1-0	2-1
Last Time:	12/12/14 (4-3 W)	12/10/13 (3-2 W)	12/12/14 (4-3 W)



EDMONTON  
**OILERS**

## ROGERS PLACE

10220 104 Avenue NW | Edmonton, AB | 780-414-5483

www.EDMONTONOILERS.com

**ARENA:** ROGERS PLACE

**CAPACITY:** 18,641

**ENTERED NHL:** 1979-80 Season

**OWNER & GOVERNOR:** Daryl A. Katz

**CEO & VICE CHAIR OILERS ENTERTAINMENT GROUP:** Bob  
Nicholson

**PRESIDENT OF HOCKEY OPERATIONS & GENERAL MANAGER:** Peter  
Chiarelli

**ASSISTANT GENERAL MANAGER:** Keith Gretzky

**HEAD COACH:** Todd McLellan

**ASSISTANT COACH:** Jay Woodcroft, Jim Johnson, Ian Herbers

**GOALTENDING COACH:** Dustin Schwartz

**VIDEO COACH:** Jeremy Coupal

## 2016-17 SCHEDULE VS. OILERS

**Jan. 18:** Panthers at Oilers

**Feb. 22:** Panthers vs. Oilers

## 2015-16 RESULTS

**Jan. 10:** Panthers (2) at Edmonton (1)


**Jan. 18:** Panthers (2) vs. Edmonton (4)

## YEAR BY YEAR

	HOME					AWAY					OVERALL				
	GP	W	L	T	OTL	GP	W	L	T	OTL	GP	W	L	T	OTL
<b>1993-94</b>	1	0	0	1	-	1	1	0	0	-	2	1	0	1	-
<b>1994-95</b>	DID NOT PLAY					DID NOT PLAY					DID NOT PLAY				
<b>1995-96</b>	1	1	0	0	-	1	1	0	0	-	2	2	0	0	-
<b>1996-97</b>	1	1	0	0	-	1	0	1	0	-	2	1	1	0	-
<b>1997-98</b>	1	0	1	0	-	1	0	1	0	-	2	0	2	0	-
<b>1998-99</b>	1	1	0	0	-	0	0	0	0	-	1	1	0	0	-
<b>1999-00</b>	1	1	0	0	0	1	0	0	1	0	2	1	0	1	0
<b>2000-01</b>	1	0	0	1	0	0	0	0	0	0	1	0	0	1	0
<b>2001-02</b>	1	1	0	0	0	1	0	1	0	0	2	1	1	0	0
<b>2002-03</b>	1	0	1	0	0	0	0	0	0	0	1	0	1	0	0
<b>2003-04</b>	0	0	0	0	0	1	0	1	0	0	1	0	1	0	0
<b>2005-06</b>	DID NOT PLAY					DID NOT PLAY					DID NOT PLAY				
<b>2006-07</b>	0	0	0	-	0	1	0	1	-	0	1	0	1	-	0
<b>2007-08</b>	1	0	0	-	1	0	0	0	-	0	1	0	0	-	1
<b>2008-09</b>	0	0	0	-	0	1	1	0	-	0	1	1	0	-	0
<b>2009-10</b>	1	0	0	-	1	0	0	0	-	0	1	0	0	-	1
<b>2010-11</b>	0	0	0	-	0	1	0	1	-	0	1	0	1	-	0
<b>2011-12</b>	1	0	0	-	1	0	0	0	-	0	1	0	0	-	1
<b>2012-13</b>	DID NOT PLAY					DID NOT PLAY					DID NOT PLAY				
<b>2013-14</b>	1	0	0	-	1	1	0	1	-	0	2	0	1	-	1
<b>2014-15</b>	1	0	0	-	1	1	1	0	-	0	2	1	0	-	1
<b>2015-16</b>	1	0	1	0	0	1	1	0	0	0	2	1	1	0	0
<b>TOTALS</b>	15	5	3	2	5	13	5	7	1	0	28	10	10	3	5

## FAST FACTS

	OVERALL	AT HOME	ON ROAD
Last Win:	1/10/16	3/8/02	1/10/16
Last Loss:	1/18/16	1/17/15 (SO)	1/18/16
Overtime Record:	0-1-3	0-1-2	0-0-1
Shutouts by FLA:	1	Never	1
Last Time:	12/11/08 (2-0)	Never	12/11/08 (2-0)
Shutouts of FLA:	3	2	1
Last Time:	12/7/02 (4-0)	12/7/02 (4-0)	1/15/97 (4-0)
Shootout Record:	0-4	0-4	0-0
Last Time:	1/17/15 (3-2 L)	1/17/15 (3-2 L)	Never



# LOS ANGELES KINGS

## STAPLES CENTER

1111 S Figueroa St | Los Angeles, CA | 213-742-7100  
www.LAKINGS.com

**ARENA:** STAPLES CENTER

**CAPACITY:** 18,118

**ENTERED NHL:** 1967-68 Season

**OWNERS:** Philip F. Anschutz, Edward Roski

**PRESIDENT/GENERAL MANAGER:** Dean Lombardi

**VICE PRESIDENT/ASSISTANT GENERAL MANAGER:** Rob Blake

**HEAD COACH:** Darryl Sutter

**ASSOCIATE COACH:** John Stevens

**ASSISTANT COACH:** Davis Payne

**GOALTENDING COACH:** Bill Ranford

## 2016-17 SCHEDULE VS. KINGS

**Feb. 9:** Panthers vs. Kings

**Feb. 18:** Panthers at Kings

## 2015-16 RESULTS

**Nov. 7:** Panthers (1) at Kings (4)

**Nov. 23:** Panthers (1) vs. Kings (3)

## YEAR BY YEAR

	HOME					AWAY					OVERALL				
	GP	W	L	T	OTL	GP	W	L	T	OTL	GP	W	L	T	OTL
1993-94	1	0	0	1	-	1	1	0	0	-	2	1	0	1	-
1994-95	DID NOT PLAY					DID NOT PLAY					DID NOT PLAY				
1995-96	1	1	0	0	-	1	0	1	0	-	2	1	1	0	-
1996-97	1	1	0	0	-	1	1	0	0	-	2	2	0	0	-
1997-98	1	0	0	1	-	1	0	1	0	-	2	0	1	1	-
1998-99	1	0	0	1	-	1	0	1	0	-	2	0	1	1	-
1999-00	1	1	0	0	0	1	0	1	0	0	2	1	1	0	0
2000-01	0	0	0	0	0	1	1	0	0	0	1	1	0	0	0
2001-02	1	1	0	0	0	1	0	1	0	0	2	1	1	0	0
2002-03	0	0	0	0	0	1	1	0	0	0	1	1	0	0	0
2003-04	1	0	1	0	0	0	0	0	0	0	1	0	1	0	0
2005-06	0	0	0	-	0	1	0	1	-	0	1	0	1	-	0
2006-07	1	0	1	-	0	0	0	0	-	0	1	0	1	-	0
2007-08	DID NOT PLAY					DID NOT PLAY					DID NOT PLAY				
2008-09	0	0	0	-	0	1	0	1	-	0	1	0	1	-	0
2009-10	1	0	0	-	1	0	0	0	-	0	1	0	0	-	1
2010-11	0	0	0	-	0	1	0	1	-	0	1	0	1	-	0
2011-12	1	1	0	-	0	1	0	1	-	0	2	1	1	-	0
2012-13	DID NOT PLAY					DID NOT PLAY					DID NOT PLAY				
2013-14	1	0	1	-	0	1	0	1	-	0	2	0	2	-	0
2014-15	1	1	0	-	0	1	0	1	-	0	2	1	1	-	0
2015-16	1	0	1	-	0	1	0	1	-	0	2	0	2	-	0
TOTALS	14	6	4	3	1	16	4	12	0	0	30	10	16	3	1

## FAST FACTS

	OVERALL	AT HOME	ON ROAD
Last Win:	2/5/15	2/5/15	11/27/02
Last Loss:	11/23/15	11/23/15	11/7/15
Overtime Record:	0-0-3	0-0-3	Never
Shutouts by FLA:	1	Never	1
Last Time:	1/4/97 (5-0)	Never	1/4/97 (5-0)
Shutouts of FLA:	3	2	1
Last Time:	3/22/14 (4-0)	10/13/13 (3-0)	3/22/14 (4-0)
Shootout Record:	0-1	0-1	0-0
Last Time:	11/16/09 (4-3 L)	11/16/09 (4-3 L)	Never





MINNESOTA  
**WILD**

## XCEL ENERGY CENTER

199 Kellogg Blvd W | Saint Paul, MN | 651-265-4800  
www.MINNESOTAWILD.com

**ARENA:** XCEL ENERGY CENTER

**CAPACITY:** 18,568

**ENTERED NHL:** 2000-01 Season

**OWNER/GOVERNOR:** Craig Leopold

**GENERAL MANAGER:** Chuck Fletcher

**ASSISTANT GENERAL MANAGER:** Brent Flahr

**HEAD COACH:** Bruce Boudreau

**ASSISTANT COACH:** Scott Stevens, John Anderson, Darby Hendrickson

**GOALTENDING COACH:** Bob Mason

**VIDEO COACH:** Jonas Plumb

## 2016-17 SCHEDULE VS. WILD

**Dec. 13:** Panthers at Wild

**March 10:** Panthers vs. Wild

## 2015-16 RESULTS

**Jan. 3:** Panthers (2) vs. Wild (1)

**Feb. 28:** Panthers (1) at Wild (3)

## YEAR BY YEAR

	HOME					AWAY					OVERALL				
	GP	W	L	T	OTL	GP	W	L	T	OTL	GP	W	L	T	OTL
2000-01	1	1	0	0	0	1	0	0	1	0	2	1	0	1	0
2001-02	0	0	0	0	0	1	0	1	0	0	1	0	1	0	0
2002-03	1	0	1	0	0	1	0	1	0	0	2	0	2	0	0
2003-04	1	0	1	0	0	0	0	0	0	0	1	0	1	0	0
2005-06	DID NOT PLAY					DID NOT PLAY					DID NOT PLAY				
2006-07	0	0	0	-	0	1	0	1	-	0	1	0	1	-	0
2007-08	1	0	1	-	0	0	0	0	-	0	1	0	1	-	0
2008-09	1	0	1	-	0	0	0	0	-	0	1	0	1	-	0
2009-10	0	0	0	-	0	1	1	0	-	0	1	1	0	-	0
2010-11	1	1	0	-	0	0	0	0	-	0	1	1	0	-	0
2011-12	1	0	0	-	1	1	0	0	-	1	2	0	0	-	2
2012-13	DID NOT PLAY					DID NOT PLAY					DID NOT PLAY				
2013-14	1	1	0	-	0	1	0	1	-	0	2	1	1	-	0
2014-15	1	0	1	-	0	1	0	1	-	0	2	0	2	-	0
2015-16	1	1	0	0	0	1	0	1	0	0	2	1	1	0	0
TOTALS	10	4	5	0	1	9	1	6	1	1	19	5	11	1	2

## FAST FACTS

	OVERALL	AT HOME	ON ROAD
Last Win:	1/3/16	1/3/16	3/9/10
Last Loss:	2/28/16	11/24/14	2/28/16
Overtime Record:	0-1-1	Never	0-1-1
Shutouts by FLA:	1	Never	1
Last Time:	10/22/00 (0-0)	Never	10/22/00 (0-0)
Shutouts of FLA:	2	Never	2
Last Time:	11/29/01 (6-0)	Never	11/29/01 (6-0)
Shootout Record:	2-1	1-1	1-0
Last Time:	10/19/13 (2-1 W)	10/19/13 (2-1 W)	3/9/10 (3-2 W)

2016-17 OPPONENTS



# MONTREAL CANADIENS

## BELL CENTRE

1909 Av des Canadiens-de-Montréal | Montreal, QC | 514-932-2581

www.MONTREALCANADIENS.com

**ARENA:** BELL CENTRE

**CAPACITY:** 21,273

**ENTERED NHL:** 1917-18 Season

**OWNER, PRESIDENT, & CEO:** Geoff Molson

**EXECUTIVE VICE PRESIDENT & GM:** Marc Bergevin

**SENIOR VICE PRESIDENT OF HOCKEY OPERATIONS:** Rick Dudley

**ASSISTANT GENERAL MANAGER:** Larry Carriere, Scott Mellanby

**HEAD COACH:** Michel Therrien

**ASSOCIATE COACH:** Kirk Muller

**ASSISTANT COACHES:** Dan Lacroix, Clement Jodoin, Jean Jacques Daigneault

**GOALTENDING COACH:** Stephane Waite

**VIDEO COACH:** Mario Leblanc

## 2016-17 SCHEDULE VS. CANADIENS

**Nov. 15:** Panthers at Canadiens

**Dec. 29:** Panthers vs. Canadiens

**March 30:** Panthers at Canadiens

**Apr. 3:** Panthers vs. Canadiens

## 2015-16 RESULTS

**Dec. 29:** Panthers (3) vs. Canadiens (1)

**Mar. 15:** Panthers (4) at Canadiens (1)

**Apr. 2:** Panthers (4) vs. Canadiens (3)

**Apr. 5:** Panthers (4) at Canadiens (1)

## YEAR BY YEAR

	HOME					AWAY					OVERALL				
	GP	W	L	T	OTL	GP	W	L	T	OTL	GP	W	L	T	OTL
1993-94	2	1	0	1	-	2	2	0	0	-	4	3	0	1	-
1994-95	2	0	1	1	-	1	1	0	0	-	3	1	1	1	-
1995-96	2	1	1	0	-	2	0	2	0	-	4	1	3	0	-
1996-97	2	1	1	0	-	2	1	0	1	-	4	2	1	1	-
1997-98	2	1	1	0	-	2	0	2	0	-	4	1	3	0	-
1998-99	2	2	0	0	-	2	1	1	0	-	4	3	1	0	-
1999-00	2	2	0	0	0	2	1	1	0	0	4	3	1	0	0
2000-01	2	0	1	1	0	2	1	0	1	0	4	1	1	2	0
2001-02	2	1	1	0	0	2	1	0	0	1	4	2	1	0	1
2002-03	2	0	2	0	0	2	1	1	0	0	4	1	3	0	0
2003-04	2	2	0	0	0	2	1	0	1	0	4	3	0	1	0
2005-06	2	1	1	-	0	2	0	0	-	2	4	1	1	-	2
2006-07	2	2	0	-	0	2	1	0	-	1	4	3	0	-	1
2007-08	2	0	1	-	1	2	2	0	-	0	4	2	1	-	1
2008-09	2	1	1	-	0	2	0	1	-	1	4	1	2	-	1
2009-10	2	1	1	-	0	2	0	2	-	0	4	1	3	-	0
2010-11	2	0	1	-	1	2	1	1	-	0	4	1	2	-1	
2011-12	2	2	0	-	0	2	2	0	-	0	4	4	0	-	0
2012-13	2	0	1	0	1	1	0	1	0	0	3	0	2	0	1
2013-14	1	1	0	0	2	1	1	0	0	4	2	2	0	0	
2014-15	1	0	0	-	1	1	1	0	-	0	2	1	0	-	1
2015-16	2	2	0	0	0	2	2	0	0	0	4	4	0	0	
TOTALS	45	21	17	3	4	42	20	13	3	6	87	41	30	6	10

## FAST FACTS

	OVERALL	AT HOME	ON ROAD
Last Win:	4/5/16	4/2/16	4/5/16
Last Loss:	4/5/15	4/5/15	3/28/15 [OT]
Overtime Record:	2-7-6	1-3-3	1-4-3
Shutouts by FLA:	3	Never	3
Last Time:	2/3/07 (1-0)	Never	2/3/07 (1-0)
Shutouts of FLA:	9	4	5
Last Time:	2/14/13 (1-0)	2/14/13 (1-0)	1/7//10 (2-0)
Shootout Record:	3-3	0-1	3-2
Last Time:	2/19/15 (3-2 W)	12/30/14 (2-1 L)	2/19/15 (3-2 W)



# NASHVILLE PREDATORS

## BRIDGESTONE ARENA

501 Broadway | Nashville, TN | 615-770-2000  
www.NASHVILLEPREDATORS.com

**ARENA:** BRIDGESTONE ARENA

**CAPACITY:** 20,000

**ENTERED NHL:** 1998-99 Season

**OWNERS:** Predators Holdings LLC

**CHAIRMAN, GOVERNOR & OWNER:** Thomas Cigarran

**PRESIDENT/CEO:** Sean Henry

**PRESIDENT, HOCKEY OPERATIONS/GM:** David Poile

**ASSISTANT GENERAL MANAGER:** Paul Fenton

**HEAD COACH:** Peter Laviolette

**ASSISTANT COACHES:** Phil Housley, Kevin McCarthy

**GOALTENDING COACH:** Ben Vanderklok

**VIDEO COACH:** Lawrence Feloney

## 2016-17 SCHEDULE VS. PREDATORS

**Jan. 6:** Panthers vs. Predators

**Feb. 11:** Panthers at Predators

## 2015-16 RESULTS

**Dec. 3:** Panthers (2) at Predators (1)

**Feb. 13:** Panthers (0) vs. Predators (5)

## YEAR BY YEAR

	HOME					AWAY					OVERALL				
	GP	W	L	T	OTL	GP	W	L	T	OTL	GP	W	L	T	OTL
1998-99	1	1	0	0	-	1	1	0	0	-	2	2	0	0	-
1999-00	1	1	0	0	0	1	1	0	0	0	2	2	0	0	0
2000-01	0	0	0	0	0	1	0	0	1	0	1	0	0	1	0
2001-02	1	0	0	1	0	0	0	0	0	0	2	0	1	1	0
2002-03	1	0	0	1	0	0	0	0	0	0	1	0	0	1	0
2003-04	0	0	0	0	0	1	0	0	1	0	1	0	0	1	0
2005-06	1	1	0	-	0	0	0	0	-	0	1	1	0	-	0
2006-07	DID NOT PLAY					DID NOT PLAY					DID NOT PLAY				
2007-08	0	0	0	-	0	1	0	1	-	0	1	0	1	-	0
2008-09	1	1	0	-	0	1	0	0	-	1	2	1	0	-	1
2009-10	1	0	0	-	1	1	0	1	-	0	2	0	1	-	1
2010-11	1	1	0	-	0	1	0	1	-	0	2	1	1	-	0
2011-12	1	0	1	-	0	0	0	0	-	0	1	0	1	-	0
2012-13	DID NOT PLAY					DID NOT PLAY					DID NOT PLAY				
2013-14	1	1	0	-	0	1	0	1	-	0	2	1	1	-	0
2014-15	1	0	0	-	1	1	0	0	-	1	2	0	0	-	2
2015-16	1	0	1	0	0	1	1	0	0	0	2	1	1	0	0
TOTALS	12	6	2	1	3	12	3	5	2	2	24	9	7	3	5

## FAST FACTS

	OVERALL	AT HOME	ON ROAD
Last Win:	12/3/15	1/4/14	12/3/15
Last Loss:	2/13/16	2/13/16	11/22/15 [SO]
Overtime Record:	0-2-3	0-2-1	0-0-2
Shutouts by FLA:	2	1	1
Last Time:	12/23/08 (3-0)	12/23/08 (3-0)	10/10/98 (1-0)
Shutouts of FLA:	3	1	2
Last Time:	2/13/16 (5-0)	2/13/16 (5-0)	12/11/10 (3-0)
Shootout Record:	1-3	1-1	1-2
Last Time:	2/8/15 (3-2 L)	2/8/15 (3-2 L)	11/22/14 (3-2 L)

# NEW JERSEY DEVILS

## PRUDENTIAL CENTER

25 Lafayette St | Newark, NJ | 973-757-6000  
www.NEWJERSEYDEVILS.com

**ARENA:** PRUDENTIAL CENTER

**CAPACITY:** 18,711

**ENTERED NHL:** 1974-75 Season (Kansas City)

**OWNERSHIP:** Joshua Harris, David Blitzer, Marc Leder, Michael Rubin

**EXECUTIVE VICE PRESIDENT, GENERAL MANAGER:** Ray Shero

**CHIEF EXECUTIVE OFFICER:** Scott O'Neil

**ASSISTANT GENERAL MANAGER:** Tom Fitzgerald

**HEAD COACH:** John Hynes

**ASSISTANT COACHES:** Ryane Clowe, Alain Nasreddine, Geoff Ward

**GOALTENDING COACH:** Chris Terreri

## 2016-17 SCHEDULE VS. DEVILS

**Oct. 13:** Panthers vs. Devils

**Nov. 3:** Panthers vs. Devils

**Jan. 9:** Panthers at Devils

## 2015-16 RESULTS

**Dec. 6:** Panthers (2) at Devils (4)

**Dec. 17:** Panthers (5) at Devils (1)

**March 31:** Panthers (3) vs. Devils (2)

## YEAR BY YEAR

	HOME					AWAY					OVERALL				
	GP	W	L	T	OTL	GP	W	L	T	OTL	GP	W	L	T	OTL
1993-94	3	0	1	2	-	2	0	2	0	-	5	0	3	2	-
1994-95	2	1	1	0	-	2	0	2	0	-	4	1	3	0	-
1995-96	3	3	0	0	-	3	2	1	0	-	6	5	1	0	-
1996-97	2	1	0	1	-	3	1	1	1	-	5	2	1	2	-
1997-98	3	1	2	0	-	2	1	0	1	-	5	2	2	1	-
1998-99	2	0	1	1	-	2	0	1	1	-	4	0	2	2	-
1999-00	2	1	1	0	0	2	0	1	0	1	4	1	2	0	1
2000-01	2	0	2	0	0	2	0	1	0	1	4	0	3	0	1
2001-02	2	0	2	0	0	2	1	1	0	0	4	1	3	0	0
2002-03	2	0	2	0	0	2	1	1	0	0	4	1	3	0	0
2003-04	2	0	1	0	1	2	1	1	0	0	4	1	2	0	1
2005-06	2	1	1	-	0	2	0	2	-	0	4	1	3	-	0
2006-07	2	1	0	-	1	2	0	2	-	0	4	1	2	-	1
2007-08	2	1	1	-	0	2	1	1	-	0	4	2	2	-	0
2008-09	2	1	0	-	1	2	0	2	-	0	4	1	2	-	1
2009-10	2	1	1	-	0	2	1	1	-	0	4	2	2	-	0
2010-11	2	1	1	-	0	2	1	1	-	0	4	2	2	-	0
2011-12	2	1	0	-	1	2	1	1	-	0	4	2	1	-	1
2012-13	1	1	0	-	0	2	0	2	-	0	3	1	2	-	0
2013-14	1	1	0	0	0	2	0	2	0	0	3	1	1	0	1
2014-15	2	1	1	0	0	1	0	1	0	0	3	1	2	0	0
2015-16	1	1	0	0	0	2	1	1	0	0	3	2	1	0	0
TOTALS	44	18	18	4	4	45	12	27	3	3	89	30	45	7	7

## FAST FACTS

	OVERALL	AT HOME	ON ROAD
Last Win:	3/31/16	3/31/16	12/17/15
Last Loss:	12/6/15	10/11/14	12/6/15
Overtime Record:	5-5-7	3-2-4	2-3-3
Shutouts by FLA:	5	5	Never
Last Time:	2/17/09 (4-0)	2/17/09 (4-0)	Never
Shutouts of FLA:	6	1	5
Last Time:	1/20/10 (2-0)	12/22/00 (2-0)	1/20/10 (2-0)
Shootout Record:	0-2	0-2	Never
Last Time:	12/13/11 (3-2 L)	12/13/11 (3-2 L)	Never





# NEW YORK ISLANDERS

## BARCLAYS CENTER

620 Atlantic Ave | Brooklyn, NY | 917-618-6700  
www.NEWYORKISLANDERS.com

**ARENA:** BARCLAYS CENTER

**CAPACITY:** 18,103

**ENTERED NHL:** 1972-73 Season

**OWNERS:** Jon Ledecky, Scott Malkin, Charles B. Wang, Dewey Shay

**PRESIDENT, GENERAL MANAGER:** Garth Snow

**HEAD COACH:** Jack Capuano

**ASSISTANT GM & ASSISTANT COACH:** Doug Weight

**ASSISTANT COACHES:** Bob Corkum, Greg Cronin, Matt Bertani

**GOALTENDING COACH:** Mike Dunham

## 2016-17 SCHEDULE VS. ISLANDERS

**Nov. 12:** Panthers vs. Islanders

**Jan. 11:** Panthers at Islanders

**Jan. 13:** Panthers vs. Islanders

## 2015-16 RESULTS

**Nov. 27:** Panthers (3) vs. Islanders (2) [SO]

**Dec. 15:** Panthers (5) at Islanders (1)

**March 14:** Panthers (2) at Islanders (3)

## YEAR BY YEAR

	HOME					AWAY					OVERALL				
	GP	W	L	T	OTL	GP	W	L	T	OTL	GP	W	L	T	OTL
1993-94	2	2	0	0	-	3	3	0	0	-	5	5	0	0	-
1994-95	2	0	2	0	-	2	0	1	1	-	4	0	3	1	-
1995-96	3	2	1	0	-	2	1	0	1	-	5	3	1	1	-
1996-97	3	2	0	1	-	3	1	2	0	-	6	3	2	1	-
1997-98	2	0	0	2	-	3	2	1	0	-	5	2	1	2	-
1998-99	3	2	1	0	-	2	1	1	0	-	5	3	2	0	-
1999-00	2	2	0	0	0	2	1	1	0	0	4	3	1	0	0
2000-01	2	0	2	0	0	2	1	1	0	0	4	1	3	0	0
2001-02	2	0	1	1	0	2	1	1	0	0	4	1	2	1	0
2002-03	2	0	0	2	0	2	0	1	0	1	4	0	1	2	1
2003-04	2	1	1	0	0	2	0	2	0	0	4	1	3	0	0
2005-06	2	1	1	-	0	2	1	0	-	1	4	2	1	-	1
2006-07	2	1	1	-	0	2	0	0	-	2	4	1	1	-	2
2007-08	2	2	0	-	0	2	2	0	-	0	4	4	0	-	0
2008-09	2	2	0	-	0	2	0	2	-	0	4	2	2	-	0
2009-10	2	2	0	-	0	2	1	0	-	1	4	3	0	-	1
2010-11	2	1	0	-	1	2	1	1	-	0	4	2	1	-1	
2011-12	2	1	0	-	1	2	2	0	-	0	4	3	0	-	1
2012-13	1	0	1	-	0	2	0	2	-	0	3	0	3	-	0
2013-14	1	0	0	0	2	1	1	0	0	3	2	1	0	0	
2014-15	2	1	0	0	1	1	1	0	0	0	3	2	0	0	1
2015-16	1	1	0	0	0	2	1	1	0	0	3	2	1	0	0
TOTALS	44	24	11	6	3	46	21	18	2	5	90	45	29	8	8

## FAST FACTS

	OVERALL	AT HOME	ON ROAD
Last Win:	12/15/15	11/27/15 [SO]	12/15/15
Last Loss:	3/14/16	11/14/14 [SO]	3/14/16
Overtime Record:	2-4-8	0-1-6	2-3-2
Shutouts by FLA:	7	4	3
Last Time:	10/8/11 (2-0)	1/31/10 (2-0)	10/8/11 (2-0)
Shutouts of FLA:	3	2	1
Last Time:	10/6/01 (3-0)	10/6/01 (3-0)	2/15/97 (1-0)
Shootout Record:	3-6	3-3	0-3
Last Time:	11/27/15 (3-2 W)	11/27/15 (3-2 W)	1/21/10 (2-1 L)



NEW YORK  
**RANGERS**

## MADISON SQUARE GARDEN

4 Pennsylvania Plaza | New York, NY | 212-465-6741

www.NEWYORKRANGERS.com

**ARENA:** MADISON SQUARE GARDEN

**CAPACITY:** 18,200

**ENTERED NHL:** 1926-27 Season

**EXECUTIVE CHAIRMAN, MSG:** James L. Dolan

**PRESIDENT:** Glen Sather

**GENERAL MANAGER:** Jeff Gorton

**SENIOR VP, ASSISTANT GENERAL MANAGER:** Jim Schoenfeld

**ASSISTANT GENERAL MANAGER:** Chris Drury

**HEAD COACH:** Alain Vigneault

**ASSOCIATE COACH:** Scott Arniel

**ASSISTANT COACHES:** Jeff Beukeboom, Darryl Williams, Benoit Allaire (Goaltending)

**VIDEO COACH:** Jerry Dineen

## 2016-17 SCHEDULE VS. RANGERS

**Nov. 20:** Panthers at Rangers

**March 7:** Panthers vs. Rangers

**March 17:** Panthers at Rangers

## 2015-16 RESULTS

**Nov. 21:** Panthers (4) vs. Rangers (5) [OT]

**Jan. 2:** Panthers (3) vs. Rangers (0)

**March 21:** Panthers (2) at Rangers (4)

## YEAR BY YEAR

	HOME					AWAY					OVERALL				
	GP	W	L	T	OTL	GP	W	L	T	OTL	GP	W	L	T	OTL
1993-94	3	2	1	0	-	2	0	2	0	-	5	2	3	0	-
1994-95	2	0	2	0	-	2	1	0	1	-	4	1	2	1	-
1995-96	2	1	1	0	-	3	1	1	1	-	5	2	2	1	-
1996-97	3	2	0	1	-	3	1	1	1	-	6	3	1	2	-
1997-98	3	0	3	0	-	2	1	0	1	-	5	1	3	1	-
1998-99	2	1	1	0	-	2	1	1	0	-	4	2	2	0	-
1999-00	2	2	0	0	0	2	1	1	0	0	4	3	1	0	0
2000-01	2	1	1	0	0	2	0	2	0	0	4	1	3	0	0
2001-02	2	0	2	0	0	2	1	1	0	0	4	1	3	0	0
2002-03	2	0	1	0	1	2	1	1	0	0	4	1	2	0	1
2003-04	2	1	0	1	0	2	0	2	0	0	4	1	2	1	0
2005-06	2	1	0	-	1	2	0	2	-	0	4	1	2	-	1
2006-07	2	1	0	-	1	2	1	1	-	0	4	2	1	-	1
2007-08	2	2	0	-	0	2	0	2	-	0	4	2	2	-	0
2008-09	2	1	0	-	1	2	2	0	-	0	4	3	0	-	1
2009-10	2	0	1	-	1	2	1	1	-	0	4	1	2	-	1
2010-11	2	1	1	-	0	2	1	1	-	0	4	2	2	-	0
2011-12	2	1	1	-	0	2	0	1	-	1	4	1	2	-	1
2012-13	1	1	0	-	0	2	1	1	-	0	3	2	1	-	0
2013-14	1	0	0	0	1	2	0	1	0	0	3	0	2	0	1
2014-15	1	0	1	0	0	2	0	2	0	0	3	0	3	0	0
2015-16	2	1	0	0	1	1	0	1	0	0	3	1	1	0	1
TOTALS	44	19	17	2	7	45	14	25	4	1	89	33	42	6	8

## FAST FACTS

	OVERALL	AT HOME	ON ROAD
Last Win:	1/2/16	1/2/16	3/21/13
Last Loss:	3/21/16	11/21/15 [OT]	3/21/16
Overtime Record:	1-4-6	1-2-2	0-2-4
Shutouts by FLA:	6	4	2
Last Time:	1/2/16 (3-0)	1/2/16 (3-0)	11/30/08 (4-0)
Shutouts of FLA:	9	3	6
Last Time:	3/22/11 (1-0)	11/26/10 (3-0)	3/22/11 (1-0)
Shootout Record:	3-5	3-5	Never
Last Time:	12/31/13 (2-1 L)	12/31/13 (2-1 L)	Never



# OTTAWA SENATORS

## CANADIAN TIRE CENTRE

1000 Palladium Dr | Ottawa, ON | 613-599-0100  
www.OTTAWASENATORS.com

**ARENA:** CANADIAN TIRE CENTRE

**CAPACITY:** 19,153

**ENTERED NHL:** 1992-93 Season

**OWNER, GOVERNOR AND CHAIRMAN:** Eugene Melnyk

**SENIOR HOCKEY ADVISOR:** Bryan Murray

**GENERAL MANAGER:** Pierre Dorion

**ASSISTANT GENERAL MANAGER:** Randy Lee

**HEAD COACH:** Guy Boucher

**ASSOCIATE COACH:** Marc Crawford

**ASSISTANT COACH:** Rob Cookson, Martin Raymond

**GOALTENDING COACH:** Pierre Groulx

**VIDEO COACH:** Kristopher Young

## 2016-17 SCHEDULE VS. SENATORS

**Nov. 19:** Panthers at Senators

**Dec. 3:** Panthers at Senators

**Jan. 31:** Panthers vs. Senators

**Feb. 26:** Panthers vs. Senators

## 2015-16 RESULTS

**Dec. 8:** Panthers (2) vs. Ottawa (4)

**Dec. 22:** Panthers (2) vs. Ottawa (1) [S0]

**Jan. 7:** Panthers (3) at Ottawa (2)

**March 10:** Panthers (6) vs. Ottawa (2)

**April 7:** Panthers (1) at Ottawa (3)

## YEAR BY YEAR

	HOME					AWAY					OVERALL				
	GP	W	L	T	OTL	GP	W	L	T	OTL	GP	W	L	T	OTL
1993-94	2	1	0	1	-	2	2	0	0	-	4	3	0	1	-
1994-95	2	2	0	0	-	2	2	0	0	-	4	4	0	0	-
1995-96	2	2	0	0	-	2	1	1	0	-	4	3	1	0	-
1996-97	2	1	1	0	-	2	0	1	1	-	4	1	2	1	-
1997-98	2	0	2	0	-	2	0	1	1	-	4	0	3	1	-
1998-99	2	1	1	0	-	2	2	0	0	-	4	3	1	0	-
1999-00	2	1	1	0	0	2	0	2	0	0	4	1	3	0	0
2000-01	2	1	0	0	1	2	0	2	0	0	4	1	2	0	1
2001-02	2	0	2	0	0	2	1	1	0	0	4	1	3	0	0
2002-03	2	0	2	0	0	2	1	0	0	1	4	1	2	0	1
2003-04	2	0	2	0	0	2	1	0	0	1	4	1	2	0	1
2005-06	2	1	1	-	0	2	1	1	-	0	4	2	2	-	0
2006-07	2	0	2	-	0	2	0	2	-	0	4	0	4	-	0
2007-08	2	1	1	-	0	2	0	2	-	0	4	1	3	-	0
2008-09	2	1	1	-	0	2	2	0	-	0	4	3	1	-	0
2009-10	2	0	2	-	0	2	1	1	-	0	4	1	3	-	0
2010-11	2	0	2	-	0	2	0	2	-	0	4	0	4	-	0
2011-12	2	1	1	-	0	2	0	1	-	1	4	1	2	-	1
2012-13	2	1	1	-	0	1	0	1	-	0	3	1	2	-	0
2013-14	2	1	1	0	0	2	1	1	0	0	4	2	2	0	0
2014-15	2	1	1	0	0	2	1	1	0	0	4	2	2	0	0
2015-16	3	2	1	0	0	2	1	1	0	0	5	3	2	0	0
TOTALS	45	17	25	1	1	43	18	21	2	3	88	35	46	3	4

## FAST FACTS

	OVERALL	AT HOME	ON ROAD
Last Win:	3/10/16	3/10/16	1/7/16
Last Loss:	4/7/16	12/8/15	4/7/16
Overtime Record:	2-4-3	0-1-1	2-3-2
Shutouts by FLA:	3	1	2
Last Time:	1/9/10 (3-0)	2/15/95 (2-0)	1/9/10 (3-0)
Shutouts of FLA:	7	3	4
Last Time:	10/13/14 (1-0)	10/13/14 (1-0)	2/14/07 (4-0)
Shootout Record:	2-0	2-0	Never
Last Time:	12/22/15 (2-1 W)	12/22/15 (2-1 W)	Never



PHILADELPHIA  
**FLYERS**

## WELLS FARGO CENTER

3601 S Broad St | Philadelphia, PA | 215-336-3600  
www.PHILADELPHIAFLYERS.com

**ARENA:** WELLS FARGO CENTER

**CAPACITY:** 19,500

**ENTERED NHL:** 1967-68 Season

**PRESIDENT/CEO OF COMCAST SPECTACOR:** Dave Scott

**PRESIDENT:** Paul Holmgren

**EXECUTIVE VICE PRESIDENT & GM:** Ron Hextall

**ASSISTANT GENERAL MANAGERS:** Barry Hanrahan, Chris Pryor

**HEAD COACH:** Dave Hakstol

**ASSISTANT COACHES:** Gord Murphy, Joe Mullen, Ian Laperriere

**GOALTENDING COACH:** Kim Dillabaugh

**VIDEO COACH:** Adam Patterson

## 2016-17 SCHEDULE VS. FLYERS

**Nov. 22:** Panthers vs. Flyers

**Dec. 6:** Panthers at Flyers

**March 2:** Panthers at Flyers

## 2015-16 RESULTS

**Oct. 10:** Panthers (7) vs. Flyers (1)

**Oct. 12:** Panthers (0) at Flyers (1)

**March 12:** Panthers (5) vs. Flyers (4) [S0]

## YEAR BY YEAR

	HOME					AWAY					OVERALL				
	GP	W	L	T	OTL	GP	W	L	T	OTL	GP	W	L	T	OTL
1993-94	2	1	1	0	-	3	0	2	1	-	5	1	3	1	-
1994-95	2	0	2	0	-	2	1	0	1	-	4	1	2	1	-
1995-96	3	1	2	0	-	2	1	0	1	-	5	2	2	1	-
1996-97	2	0	2	0	-	3	2	1	0	-	5	2	3	0	-
1997-98	3	1	2	0	-	3	1	2	0	-	6	2	4	0	-
1998-99	2	1	1	0	-	2	1	0	1	-	4	2	1	1	-
1999-00	2	1	1	0	0	2	0	2	0	0	4	1	3	0	0
2000-01	2	0	2	0	0	2	1	1	0	0	4	1	3	0	0
2001-02	2	0	1	0	1	2	0	1	1	0	4	0	2	1	1
2002-03	2	0	2	0	0	2	1	0	1	0	4	1	2	1	0
2003-04	2	0	1	1	0	2	1	1	0	0	4	1	2	1	0
2005-06	2	0	1	-	1	2	0	1	-	1	4	0	2	-	2
2006-07	2	2	0	-	0	2	2	0	-	0	4	4	0	-	0
2007-08	2	1	1	-	0	2	1	1	-	0	4	2	2	-	0
2008-09	2	1	0	-	1	2	1	1	-	0	4	2	1	-	1
2009-10	2	2	0	-	0	2	1	1	-	0	4	3	1	-	0
2010-11	2	0	2	-	0	2	1	1	-	0	4	1	3	-	0
2011-12	2	0	1	-	1	2	1	1	-	0	4	1	2	-	1
2012-13	1	0	1	-	0	2	2	0	-	0	3	2	1	-	0
2013-14	2	1	1	0	0	1	0	1	0	0	3	1	2	0	0
2014-15	1	1	0	0	0	2	1	1	0	0	3	2	1	0	0
2015-16	2	2	0	0	0	1	0	1	0	0	3	2	1	0	0
TOTALS	44	15	24	1	4	45	19	19	6	1	89	34	43	7	5

## FAST FACTS

	OVERALL	AT HOME	ON ROAD
Last Win:	3/12/16 [S0]	3/12/16 [S0]	12/18/14 [S0]
Last Loss:	10/12/15	4/8/14	10/12/15
Overtime Record:	2-7-7	0-5-1	2-2-6
Shutouts by FLA:	2	Never	2
Last Time:	12/20/10 (5-0)	Never	12/20/10 (5-0)
Shutouts of FLA:	6	2	4
Last Time:	10/12/15 (1-0)	12/30/07 (1-0)	10/12/15 (1-0)
Shootout Record:	3-3	2-3	1-0
Last Time:	3/12/16 (5-4 W)	3/12/16 (5-4 W)	12/18/14 (2-1 W)





# PITTSBURGH PENGUINS

## CONSOL ENERGY CENTER

1001 Fifth Ave | Pittsburgh, PA | 412-642-1800

[www.PITTSBURGHPENGUINS.com](http://www.PITTSBURGHPENGUINS.com)

**ARENA:** CONSOL ENERGY CENTER

**CAPACITY:** 19,758

**ENTERED NHL:** 1967-68 Season

**CO-OWNER & CHAIRMAN:** Mario Lemieux

**CO-OWNER:** Ron Burkle

**PRESIDENT:** David Morehouse

**EXECUTIVE VICE PRESIDENT & GM:** Jim Rutherford

**ASSOCIATE GENERAL MANAGER:** Jason Botterill

**ASSISTANT GENERAL MANAGER:** Bill Guerin

**HEAD COACH:** Mike Sullivan

**ASSISTANT COACHES:** Rick Tocchet, Jacques Martin

**GOALTENDING COACH:** Mike Bales

**VIDEO COACH:** Andy Saucier

## 2016-17 SCHEDULE VS. PENGUINS

**Oct. 25:** Panthers at Penguins

**Dec. 8:** Panthers vs. Penguins

**March 19:** Panthers at Penguins

## 2015-16 RESULTS

**Oct. 20:** Panthers (2) at Penguins (3) [OT]

**Feb. 6:** Panthers (2) vs. Penguins (3) [OT]

**Feb. 15:** Panthers (2) vs. Penguins (1) [SO]

## YEAR BY YEAR

	HOME					AWAY					OVERALL				
	GP	W	L	T	OTL	GP	W	L	T	OTL	GP	W	L	T	OTL
1993-94	2	0	2	0	-	2	0	1	1	-	4	0	3	1	-
1994-95	2	1	1	0	-	2	1	1	0	-	4	2	2	0	-
1995-96	2	1	1	0	-	2	0	2	0	-	4	1	3	0	-
1996-97	2	2	0	0	-	2	0	2	0	-	4	2	2	0	-
1997-98	2	1	1	0	-	2	1	0	1	-	4	2	1	1	-
1998-99	2	1	1	0	-	3	0	3	0	-	5	1	4	0	-
1999-00	2	1	1	0	0	2	1	1	0	0	4	2	2	0	0
2000-01	2	0	1	1	0	2	1	0	0	1	4	1	1	1	1
2001-02	2	2	0	0	0	2	0	0	1	1	4	2	0	1	1
2002-03	2	2	0	0	0	2	2	0	0	0	4	4	0	0	0
2003-04	2	2	0	0	0	2	2	0	0	0	4	4	0	0	0
2005-06	2	1	1	-	0	2	2	0	-	0	4	3	1	-	0
2006-07	2	1	0	-	1	2	1	1	-	0	4	2	1	-	1
2007-08	2	1	1	-	0	2	0	2	-	0	4	1	3	-	0
2008-09	2	1	1	-	0	2	1	0	-	1	4	2	1	-	1
2009-10	2	1	0	-	1	2	0	0	-	2	4	1	0	-	3
2010-11	2	0	2	-	0	2	0	1	-	1	4	0	3	-	1
2011-12	2	1	1	-	0	2	0	1	-	1	4	1	2	-	1
2012-13	2	1	1	-	0	1	0	1	-	0	3	1	2	-	0
2013-14	2	1	1	0	0	1	1	0	0	0	3	2	1	0	0
2014-15	1	1	0	0	0	2	0	2	0	0	3	1	2	0	0
2015-16	2	1	0	0	1	1	0	0	0	1	3	1	0	0	2
TOTALS	43	23	16	1	3	42	13	18	3	8	85	36	34	4	11

## FAST FACTS

	OVERALL	AT HOME	ON ROAD
Last Win:	2/15/16 [SO]	2/15/16 [SO]	1/20/14
Last Loss:	2/6/16 [OT]	2/6/16 [OT]	10/20/15 [OT]
Overtime Record:	3-7-4	2-3-1	1-4-3
Shutouts by FLA:	5	3	2
Last Time:	2/20/04 (2-0)	1/18/03 (3-0)	2/20/04 (2-0)
Shutouts of FLA:	4	Never	4
Last Time:	1/5/08 (3-0)	Never	1/5/08 (3-0)
Shootout Record:	2-4	2-0	0-4
Last Time:	2/15/16 (2-1 W)	2/15/16 (2-1 W)	3/9/12 (2-1 L)



# SAN JOSE SHARKS

## SAP CENTER

525 W Santa Clara St | San Jose, CA | 408-287-7070  
www.SANJOSESHARKS.com

**ARENA:** SAP CENTER

**CAPACITY:** 17,496

**ENTERED NHL:** 1991-92 Season

**OWNERS:** Hasso Plattner, Gary Valenzuela, Gordon Russell, Rudy Staedler

**CHIEF OPERATING OFFICER:** John Tortora

**GENERAL MANAGER:** Doug Wilson

**ASSISTANT GENERAL MANAGER:** Joe Will

**HEAD COACH:** Peter DeBoer

**ASSISTANT COACHES:** Bob Boughner, Steve Spott

**ASSISTANT COACH/GOALTENDING COACH:** Johan Hedberg

**VIDEO COACH:** Dan Darrow

## 2016-17 SCHEDULE VS. SHARKS

**Nov. 10:** Panthers vs. Sharks

**Feb. 15:** Panthers at Sharks

## 2015-16 RESULTS

**Nov. 5:** Panthers (2) at Sharks (5)

**Feb. 18:** Panthers (1) vs. Sharks (2) [SO]

## YEAR BY YEAR

	HOME					AWAY					OVERALL				
	GP	W	L	T	OTL	GP	W	L	T	OTL	GP	W	L	T	OTL
1993-94	1	0	0	1	-	1	0	1	0	-	2	0	1	1	-
1994-95	DID NOT PLAY					DID NOT PLAY					DID NOT PLAY				
1995-96	1	1	0	0	-	1	1	0	0	-	2	2	0	0	-
1996-97	1	0	0	1	-	1	0	0	1	-	2	0	0	2	-
1997-98	1	0	0	1	-	1	0	0	1	-	2	0	0	2	-
1998-99	1	0	0	1	-	1	0	1	0	-	2	0	1	1	-
1999-00	1	1	0	0	0	1	1	0	0	0	2	2	0	0	0
2000-01	1	0	0	1	0	1	0	1	0	0	2	0	1	1	0
2001-02	0	0	0	0	0	1	0	1	0	0	1	0	1	0	0
2002-03	1	0	1	0	0	0	0	0	0	0	1	0	1	0	0
2003-04	1	0	1	0	0	1	0	1	0	0	2	0	2	0	0
2005-06	0	0	0	-	0	1	0	1	-	0	1	0	1	-	0
2006-07	1	0	1	-	0	0	0	0	-	0	1	0	1	-	0
2007-08	DID NOT PLAY					DID NOT PLAY					DID NOT PLAY				
2008-09	1	1	0	-	0	0	0	0	-	0	1	1	0	-	0
2009-10	0	0	0	-	0	1	1	0	-	0	1	1	0	-	0
2010-11	1	1	0	-	0	0	0	0	-	0	1	1	0	-	0
2011-12	0	0	0	-	0	1	1	0	-	0	1	1	0	-	0
2012-13	DID NOT PLAY					DID NOT PLAY					DID NOT PLAY				
2013-14	1	0	1	0	0	1	1	0	0	0	2	1	1	0	0
2014-15	1	1	0	0	0	1	1	0	0	0	2	2	0	0	0
2015-16	1	0	0	0	1	1	0	1	0	0	2	0	1	0	1
TOTALS	15	5	4	5	1	15	6	7	2	0	30	11	11	7	1

## FAST FACTS

	OVERALL	AT HOME	ON ROAD
Last Win:	12/3/14 [SO]	11/11/14	12/3/14 [SO]
Last Loss:	2/18/16 [SO]	2/18/16 [SO]	11/5/15
Overtime Record:	1-0-7	0-0-5	1-0-2
Shutouts by FLA:	Never	Never	Never
Last Time:	Never	Never	Never
Shutouts of FLA:	3	1	2
Last Time:	1/16/14 (3-0)	1/16/14 (3-0)	2/3/04 (3-0)
Shootout Record:	1-1	0-1	1-0
Last Time:	2/18/16 (2-1 L)	2/18/16 (2-1 L)	11/20/14 (3-2 W)



ST. LOUIS  
**BLUES**

## SCOTTRADE CENTER

1401 Clark Ave | Saint Louis, MO | 314-622-5400

[www.STLOUISBLUES.com](http://www.STLOUISBLUES.com)

**ARENA:** SCOTTRADE CENTER

**CAPACITY:** 19,260

**ENTERED NHL:** 1967-68 Season

**CHAIRMAN & GOVERNOR:** Tom Stillman

**PRESIDENT OF HOCKEY OPERATIONS, GM:** Doug Armstrong

**ASSISTANT GENERAL MANAGERS:** Martin Brodeur, Kevin McDonald

**HEAD COACH:** Ken Hitchcock

**ASSOCIATE COACH:** Mike Yeo

**ASSISTANT COACHES:** Ray Bennett, Rick Wilson, Steve Thomas

**GOALTENDING COACH:** Jim Corsi

**VIDEO COACH:** Sean Ferrell

## 2016-17 SCHEDULE VS. BLUES

**Feb. 20:** Panthers at Blues

**April 6:** Panthers vs. Blues

## 2015-16 RESULTS

**Dec. 1:** Panthers (3) at Blues (1)

**Feb. 12:** Panthers (3) vs. Blues (5)

## YEAR BY YEAR

	HOME					AWAY					OVERALL				
	GP	W	L	T	OTL	GP	W	L	T	OTL	GP	W	L	T	OTL
1993-94	1	0	1	0	-	1	0	1	0	-	2	0	2	0	-
1994-95	DID NOT PLAY					DID NOT PLAY					DID NOT PLAY				
1995-96	1	0	0	1	-	1	0	1	0	-	2	0	1	1	-
1996-97	1	1	0	0	-	1	1	0	0	-	2	2	0	0	-
1997-98	1	0	1	0	-	1	0	1	0	-	2	0	2	0	-
1998-99	1	0	1	0	-	1	0	0	1	-	2	0	1	1	-
1999-00	1	0	0	1	0	1	0	1	0	0	2	0	1	1	0
2000-01	1	1	0	0	0	1	0	1	0	0	2	1	1	0	0
2001-02	1	0	1	0	0	0	0	0	0	0	1	0	1	0	0
2002-03	0	0	0	0	0	1	0	1	0	0	1	0	1	0	0
2003-04	1	0	0	0	1	1	0	1	0	0	2	0	1	0	1
2005-06	1	1	0	-	0	0	0	0	-	0	1	1	0	-	0
2006-07	DID NOT PLAY					DID NOT PLAY					DID NOT PLAY				
2007-08	0	0	0	-	0	1	1	0	-	0	1	1	0	-	0
2008-09	1	1	0	-	0	1	0	1	-	0	2	1	1	-	0
2009-10	0	0	0	-	0	1	1	0	-	0	1	1	0	-	0
2010-11	1	0	1	-	0	0	0	0	-	0	1	0	1	-	0
2011-12	0	0	0	-	0	1	0	1	-	0	1	0	1	-	0
2012-13	DID NOT PLAY					DID NOT PLAY					DID NOT PLAY				
2013-14	1	0	1	0	0	1	0	1	0	0	2	0	2	0	0
2014-15	1	0	1	0	0	1	0	0	0	1	2	0	1	0	1
2015-16	1	0	1	0	0	1	1	0	0	0	2	1	1	0	0
TOTALS	15	4	7	2	1	16	4	11	1	1	31	8	18	3	2

## FAST FACTS

	OVERALL	AT HOME	ON ROAD
Last Win:	12/1/15	3/7/09	12/1/15
Last Loss:	2/12/16	2/12/16	12/8/15
Overtime Record:	1-1-3	1-1-2	0-0-1
Shutouts by FLA:	4	1	3
Last Time:	10/31/09 (4-0)	2/19/01 (3-0)	10/31/09 (4-0)
Shutouts of FLA:	8	2	6
Last Time:	11/1/13 (4-0)	11/1/13 (4-0)	10/5/13 (7-0)
Shootout Record:	0-1	0-1	Never
Last Time:	2/15/15 (2-1 L)	2/15/15 (2-1 L)	Never

## AMALIE ARENA

401 Channelside Dr | Tampa, FL | 813-301-6500  
www.TAMPABAYLIGHTNING.com

**ARENA:** AMALIE ARENA

**CAPACITY:** 20,500

**ENTERED NHL:** 1992-93 Season

**CHAIRMAN AND GOVERNOR:** Jeff Vinik

**CHIEF EXECUTIVE OFFICER:** Steve Griggs

**VICE PRESIDENT & GENERAL MANAGER:** Steve Yzerman

**ASSISTANT GENERAL MANAGERS:** Julien Brisebois, Pat Verbeek

**HEAD COACH:** Jon Cooper

**ASSOCIATE COACH:** Rick Bowness

**ASSISTANT COACHES:** Todd Richards, Brad Lauer

**GOALTENDING COACH:** Frantz Jean

**VIDEO COACH:** Nigel Kirwan

## 2016-17 SCHEDULE VS. LIGHTNING

**Oct. 18:** Panthers at Lightning

**Nov. 7:** Panthers vs. Lightning

**Jan. 26:** Panthers vs. Lightning

**March 11:** Panthers at Lightning

## 2015-16 RESULTS

**Nov. 14:** Panthers (5) at Lightning (4) [SO]

**Nov. 16:** Panthers (1) vs. Lightning (0)

**Jan. 17:** Panthers (1) at Lightning (3)

**Jan. 23:** Panthers (5) vs. Lightning (2)

**March 26:** Panthers (5) at Lightning (2)

## YEAR BY YEAR

	HOME					AWAY					OVERALL				
	GP	W	L	T	OTL	GP	W	L	T	OTL	GP	W	L	T	OTL
1993-94	2	1	0	1	-	3	2	0	1	-	5	3	0	2	-
1994-95	2	2	0	0	-	2	1	1	0	-	4	3	1	0	-
1995-96	3	1	2	0	-	3	2	1	0	-	6	3	3	0	-
1996-97	3	2	0	1	-	2	0	1	1	-	5	2	1	2	-
1997-98	2	2	0	0	-	3	0	1	2	-	5	2	1	2	-
1998-99	3	3	0	0	-	2	2	0	0	-	5	5	0	0	-
1999-00	2	1	0	1	0	3	3	0	0	0	5	4	0	1	0
2000-01	3	2	1	0	0	2	0	2	0	0	5	2	3	0	0
2001-02	2	0	1	0	1	3	2	1	0	0	5	2	2	0	1
2002-03	3	0	1	1	1	2	0	1	1	0	5	0	2	2	1
2003-04	3	2	1	0	0	3	0	2	1	0	6	2	3	1	0
2005-06	4	4	0	-	0	4	2	2	-	0	8	6	2	-	0
2006-07	4	3	1	-	0	4	2	1	-	1	8	5	2	-	1
2007-08	4	3	1	-	0	4	1	3	-	0	8	4	4	-	0
2008-09	3	1	0	-	2	3	2	1	-	0	6	3	1	-	2
2009-10	3	2	1	-	0	3	1	1	-	1	6	3	2	-	1
2010-11	3	2	0	-	1	3	2	1	-	0	6	4	1	-	1
2011-12	3	1	0	-	2	3	1	2	-	0	6	2	2	-	2
2012-13	2	0	2	-	1	3	2	1	-	0	5	2	2	-	1
2013-14	2	0	1	0	1	2	0	2	0	0	4	0	3	0	1
2014-15	2	1	1	0	0	2	0	1	0	1	4	1	2	0	1
2015-16	2	2	0	0	0	3	2	1	0	0	5	4	1	0	0
TOTALS	60	35	12	4	9	62	27	26	6	3	122	62	38	10	12

## FAST FACTS

	OVERALL	AT HOME	ON ROAD
Last Win:	3/26/16	1/23/16	3/26/16
Last Loss:	1/17/16	4/4/15	1/17/16
Overtime Record:	7-5-10	6-4-4	1-1-6
Shutouts by FLA:	9	7	2
Last Time:	11/16/15 (1-0)	11/16/15 (1-0)	10/7/01 (5-0)
Shutouts of FLA:	2	1	1
Last Time:	4/4/15 (4-0)	4/4/15 (4-0)	3/1/97 (2-0)
Shootout Record:	6-7	1-5	5-2
Last Time:	11/14/15 (5-4 W)	10/27/13 (4-3 L)	11/14/15 (5-4 W)

# TORONTO MAPLE

# TORONTO MAPLE LEAFS

## AIR CANADA CENTRE

500-50 Bay St | Toronto, ON | 416-815-5500  
www.MAPLELEAFS.com

**ARENA:** AIR CANADA CENTRE

**CAPACITY:** 19,800

**ENTERED NHL:** 1917-18 Season

**OWNERSHIP:** Maple Leafs Sports & Entertainment

**PRESIDENT:** Brendan Shanahan

**GENERAL MANAGER:** Lou Lamoriello

**ASSISTANT GENERAL MANAGER:** Kyle Dubas, Mark Hunter

**HEAD COACH:** Mike Babcock

**ASSISTANT COACHES:** Jim Hiller, D.J. Smith, Andrew Brewer

**GOALTENDING COACH:** Steve Briere

**SPECIAL ASSIGNMENT COACH:** Jacques Lemaire

## 2016-17 SCHEDULE VS. MAPLE LEAFS

**Oct. 27:** Panthers at Maple Leafs

**Nov. 17:** Panthers at Maple Leafs

**Dec. 28:** Panthers vs. Maple Leafs

**March 14:** Panthers vs. Maple Leafs

**March 28:** Panthers at Maple Leafs

## 2015-16 RESULTS

**Jan. 26:** Panthers (5) vs. Maple Leafs (1)

**March 17:** Panthers (4) at Maple Leafs (1)

**March 29:** Panthers (2) vs. Maple Leafs (5)

**April 4:** Panthers (4) at Maple Leafs (3)

## YEAR BY YEAR

	HOME					AWAY					OVERALL				
	GP	W	L	T	OTL	GP	W	L	T	OTL	GP	W	L	T	OTL
1993-94	2	0	1	1	-	1	0	1	0	-	3	0	2	1	-
1994-95	DID NOT PLAY					DID NOT PLAY					DID NOT PLAY				
1995-96	1	1	0	0	-	1	1	0	0	-	2	2	0	0	-
1996-97	1	0	0	1	-	1	0	1	0	-	2	0	1	1	-
1997-98	1	0	1	0	-	1	0	1	0	-	2	0	2	0	-
1998-99	2	1	0	1	-	2	0	2	0	-	4	1	2	1	-
1999-00	2	1	1	0	0	1	0	1	0	0	3	1	2	0	0
2000-01	2	0	2	0	0	2	1	0	1	0	4	1	2	1	0
2001-02	2	1	1	0	0	2	0	1	1	0	4	1	2	1	0
2002-03	2	0	1	1	0	2	2	0	0	0	4	2	1	1	0
2003-04	2	1	0	1	0	2	0	2	0	0	4	1	2	1	0
2005-06	2	0	2	-	0	2	0	1	-	1	4	0	3	-	1
2006-07	2	1	1	-	0	2	1	0	-	1	4	2	1	-	1
2007-08	2	0	0	-	2	2	1	1	-	0	4	1	1	-	2
2008-09	2	2	0	-	0	2	2	0	-	0	4	4	0	-	0
2009-10	2	1	1	-	0	2	1	1	-	0	4	2	2	-	0
2010-11	2	2	0	-	0	2	0	1	-	1	4	2	1	-	1
2011-12	2	2	0	-	0	2	2	0	-	0	4	4	0	-	0
2012-13	2	0	2	-	0	1	0	1	-	0	3	0	3	-	0
2013-14	2	2	0	0	0	2	1	1	0	0	4	3	1	0	0
2014-15	2	1	1	0	0	2	2	0	0	0	4	3	1	0	0
2015-16	2	1	1	0	0	2	2	0	0	0	4	3	1	0	0
TOTALS	39	17	15	5	2	36	16	15	2	3	75	33	30	7	5

## FAST FACTS

	OVERALL	AT HOME	ON ROAD
Last Win:	4/4/16	1/26/16	4/4/16
Last Loss:	3/29/16	3/29/16	3/3/15
Overtime Record:	2-3-7	1-2-5	1-1-2
Shutouts by FLA:	4	3	1
Last Time:	3/17/11 (4-0)	3/17/11 (4-0)	2/5/08 (8-0)
Shutouts of FLA:	4	3	1
Last Time:	4/25/13 (4-0)	4/25/13 (4-0)	3/9/04 (5-0)
Shootout Record:	0-3	0-1	0-2
Last Time:	2/1/11 (4-3 L)	2/27/08 (4-3 L)	2/1/11 (4-3 L)





# VANCOUVER CANUCKS

## ROGERS ARENA

800 Griffiths Way | Vancouver, BC | 604-899-7400  
www.CANUCKS.com

**ARENA:** ROGERS ARENA

**CAPACITY:** 18,910

**ENTERED NHL:** 1970-71 Season

**CHAIRMAN:** Francesco Aquilini

**PRESIDENT OF HOCKEY OPERATIONS:** Trevor Linden

**GENERAL MANAGER:** Jim Benning

**ASSISTANT GENERAL MANAGER:** John Weisbrod

**HEAD COACH:** Willie Desjardins

**ASSISTANT COACHES:** Doug Jarvis, Doug Lidster, Perry Pearn

**GOALTENDING COACH:** Dan Cloutier

**VIDEO COACH:** Ben Cooper

## 2016-17 SCHEDULE VS. CANUCKS

**Dec. 10:** Panthers vs. Canucks

**Jan. 20:** Panthers at Canucks

## 2015-16 RESULTS

**Dec. 20:** Panthers (5) vs. Canucks (4) [SO]

**Jan. 11:** Panthers (2) at Canucks (3) [OT]

## YEAR BY YEAR

	HOME					AWAY					OVERALL				
	GP	W	L	T	OTL	GP	W	L	T	OTL	GP	W	L	T	OTL
1993-94	1	1	0	0	-	1	1	0	0	-	2	2	0	0	-
1994-95	DID NOT PLAY					DID NOT PLAY					DID NOT PLAY				
1995-96	1	0	0	1	-	1	0	1	0	-	2	0	1	1	-
1996-97	1	1	0	0	-	1	0	0	1	-	2	1	0	1	-
1997-98	1	0	1	0	-	1	0	0	1	-	2	0	1	1	-
1998-99	1	0	1	0	-	1	0	0	1	-	2	0	1	1	-
1999-00	1	1	0	0	0	1	0	1	0	0	2	1	1	0	0
2000-01	1	0	0	0	1	0	0	0	0	0	1	0	0	0	1
2001-02	0	0	0	0	0	1	0	0	1	0	1	0	0	1	0
2002-03	1	0	1	0	0	1	0	1	0	0	2	0	2	0	0
2003-04	0	0	0	0	0	1	0	0	1	0	1	0	0	1	0
2005-06	DID NOT PLAY					DID NOT PLAY					DID NOT PLAY				
2006-07	0	0	0	-	0	1	0	0	-	1	1	0	0	-	1
2007-08	1	1	0	-	0	0	0	0	-	0	1	1	0	-	0
2008-09	0	0	0	-	0	1	0	1	-	0	1	0	1	-	0
2009-10	0	1	-	0	0	0	0	-	0	1	0	1	-	0	
2010-11	0	0	0	0	0	1	0	1	0	0	1	0	1	0	0
2011-12	1	1	0	0	0	0	0	0	0	0	1	1	0	0	0
2012-13	DID NOT PLAY					DID NOT PLAY					DID NOT PLAY				
2013-14	1	0	0	0	1	1	1	0	0	0	2	1	0	0	1
2014-15	1	0	1	0	0	1	1	0	0	0	2	1	1	0	0
2015-16	1	1	0	0	0	1	0	0	0	1	2	1	0	0	1
TOTALS	14	6	5	1	2	15	3	5	5	2	29	9	10	6	4

## FAST FACTS

	OVERALL	AT HOME	ON ROAD
Last Win:	12/20/15 [SO]	12/20/15 [SO]	1/8/15
Last Loss:	1/11/16 [OT]	1/19/15	1/11/16 [OT]
Overtime Record:	0-2-6	0-1-1	0-1-5
Shutouts by FLA:	Never	Never	Never
Last Time:	Never	Never	Never
Shutouts of FLA:	2	2	Never
Last Time:	2/11/10 (3-0)	2/11/10 (3-0)	Never
Shootout Record:	3-2	2-1	1-1
Last Time:	12/20/15 (5-4 W)	12/20/15 (5-4 W)	11/19/13 (3-2 W)



# WASHINGTON CAPITALS

## VERIZON CENTER

601 F St NW | Washington, DC | 202-628-3200

[www.WASHINGTONCAPITALS.com](http://www.WASHINGTONCAPITALS.com)

**ARENA:** VERIZON CENTER

**CAPACITY:** 18,277

**ENTERED NHL:** 1974-75 Season

**MAJORITY OWNER, CHAIRMAN & CEO:** Ted Leonsis

**VICE CHAIRMAN, COO & PRESIDENT:** Dick Patrick

**SENIOR VICE PRESIDENT & GENERAL MANAGER:** Brian MacLellan

**ASSISTANT GM, DIRECTOR OF LEGAL AFFAIRS:** Don Fishman

**HEAD COACH:** Barry Trotz

**ASSISTANT COACHES:** Blaine Forsythe, Lane Lambert, Todd Reirden

**VIDEO COACH:** Brett Leonhardt

**HEAD GOALTENDING COACH:** Mitch Korn

## 2016-17 SCHEDULE VS. CAPITALS

**Oct. 20:** Panthers vs. Capitals

**Nov. 5:** Panthers at Capitals

**April 9:** Panthers at Capitals

## 2015-16 RESULTS

**Oct. 31:** Panthers (1) vs. Capitals (2) [OT]

**Dec. 10:** Panthers (4) vs. Capitals (1)

**Feb. 2:** Panthers (5) at Capitals (2)

## YEAR BY YEAR

	HOME					AWAY					OVERALL				
	GP	W	L	T	OTL	GP	W	L	T	OTL	GP	W	L	T	OTL
1993-94	3	2	1	0	-	2	0	1	1	-	5	2	2	1	-
1994-95	2	1	0	1	-	2	0	2	0	-	4	1	2	1	-
1995-96	2	0	1	1	-	3	3	0	0	-	5	3	1	1	-
1996-97	3	1	2	0	-	2	0	0	2	-	5	1	2	2	-
1997-98	3	2	1	0	-	3	1	2	0	-	6	3	3	0	-
1998-99	2	0	2	0	-	3	1	1	1	-	5	1	3	1	-
1999-00	3	2	1	0	0	2	0	1	0	1	5	2	2	0	1
2000-01	2	1	1	0	0	3	0	3	0	0	5	1	4	0	0
2001-02	3	1	1	0	1	2	1	1	0	0	5	2	2	0	1
2002-03	2	0	1	1	0	3	0	2	0	1	5	0	3	1	1
2003-04	3	1	1	1	0	3	2	0	1	0	6	3	1	2	0
2005-06	4	3	0	0	1	4	4	0	0	0	8	7	0	0	1
2006-07	4	3	1	-	0	4	2	2	-	0	8	5	3	-	0
2007-08	4	2	2	-	0	4	2	2	-	0	8	4	4	-	0
2008-09	3	1	2	-	0	3	2	1	-	0	6	3	3	-	0
2009-10	3	0	2	-	1	3	0	3	-	0	6	0	5	-	1
2010-11	3	2	0	-	1	3	1	2	-	0	6	3	2	-	1
2011-12	3	2	1	-	0	3	0	3	-	0	6	2	4	-	0
2012-13	2	0	2	-	1	2	0	2	-	0	4	0	3	-	1
2013-14	2	1	1	0	0	1	0	0	0	1	3	1	1	0	1
2014-15	1	1	0	0	0	2	0	1	0	1	3	1	1	0	1
2015-16	2	1	0	0	1	1	1	0	0	0	3	2	0	0	1
TOTALS	59	27	23	4	6	58	20	28	5	4	117	47	51	9	10

## FAST FACTS

	OVERALL	AT HOME	ON ROAD
Last Win:	2/2/16	12/10/15	2/2/16
Last Loss:	10/31/15 [OT]	10/31/15 [OT]	1/4/15
Last Tie:	1/11/04	11/16/95	1/11/04
Overtime Record:	3-7-9	2-4-4	1-3-5
Shutouts by FLA:	5	1	4
Last Time:	4/9/11 (1-0)	4/9/11 (1-0)	12/9/10 (3-0)
Shutouts of FLA:	12	5	7
Last Time:	2/9/13 (2-0)	3/17/09 (3-0)	2/19/13 (5-0)
Shootout Record:	6-4	2-2	4-2
Last Time:	12/16/15 (2-1 W)	12/16/15 (2-1 W)	10/18/15 (2-1 L)

2016-17 OPPONENTS



# WINNIPEG JETS

## MTS CENTRE

345 Graham Ave | Winnipeg MB | 204-987-7825  
www.WINNIPEGJETS.com

**ARENA:** MTS CENTRE

**CAPACITY:** 15,004

**ENTERED NHL:** 1999-00 Season (Atlanta)

**EXECUTIVE CHAIRMAN:** Mark Chipman

**EXECUTIVE VICE PRESIDENT & GENERAL MANAGER:** Kevin  
Cheveldayoff

**ASSISTANT GENERAL MANAGER:** Craig Heisinger

**VICE PRESIDENT & ASSISTANT GENERAL MANAGER:** Larry  
Simmons

**HEAD COACH:** Paul Maurice

**ASSISTANT COACHES:** Charlie Huddy, Jamie Kompon, Todd  
Woodcroft

**GOALTENDING COACH:** Wade Flaherty

**VIDEO COACH:** Matt Prefontaine

## 2016-17 SCHEDULE VS. JETS

**Dec. 15:** Panthers at Jets

**Jan. 4:** Panthers vs. Jets

## 2015-16 RESULTS

**Feb. 20:** Panthers (3) vs. Jets (1)

**March 1:** Panthers (3) at Jets (2)

## YEAR BY YEAR

	HOME					AWAY					OVERALL				
	GP	W	L	T	OTL	GP	W	L	T	OTL	GP	W	L	T	OTL
1999-00	3	2	0	1	0	2	0	1	1	0	5	2	1	2	0
2000-01	2	0	2	0	0	3	1	0	1	1	5	1	2	1	1
2001-02	3	1	2	0	0	2	0	0	2	0	5	1	2	2	0
2002-03	2	1	1	0	0	3	2	0	0	1	5	3	1	0	1
2003-04	3	0	2	0	1	3	1	2	0	0	6	1	4	0	1
2005-06	4	3	1	-	0	4	0	3	-	1	8	3	4	-	1
2006-07	4	2	2	-	0	4	0	4	-	0	8	2	6	-	0
2007-08	4	2	2	-	0	4	3	0	-	1	8	5	2	-	1
2008-09	3	2	1	-	0	3	2	1	-	0	6	4	2	-	0
2009-10	3	2	0	-	1	3	0	3	-	0	6	2	3	-	1
2010-11	3	0	2	-	1	3	2	0	-	1	6	2	2	-	2
2011-12	3	1	0	-	2	3	2	1	-	0	6	3	1	-	2
2012-13	3	2	0	-	1	2	0	1	-	1	5	2	1	-	2
2013-14	1	1	0	0	0	1	0	1	0	0	2	1	1	0	0
2014-15	1	1	0	0	0	1	0	1	0	0	2	1	1	0	0
2015-16	1	1	0	0	0	1	1	0	0	0	2	2	0	0	0
TOTALS	43	21	15	1	6	42	14	18	4	6	85	35	33	5	12

## FAST FACTS

	OVERALL	AT HOME	ON ROAD
Last Win:	3/1/16	2/20/16	3/1/16
Last Loss:	1/13/15	3/8/13 [OT]	1/13/15
Overtime Record:	4-8-5	3-3-1	1-5-4
Shutouts by FLA:	3	3	Never
Last Time:	1/18/10 (1-0)	1/18/10 (1-0)	Never
Shutouts of FLA:	4	13	
Last Time:	3/1/12 (7-0)	3/27/04 (3-0)	3/1/12 (7-0)
Shootout Record:	4-4	1-3	3-1
Last Time:	1/21/12 (4-3 W)	10/31/11 (4-3 L)	1/21/12 (4-3 W)





*REGULAR SEASON*

*RECORDS*

*FLORIDA PANTHERS*





# SEASON REVIEW

Reebok Reebok Reebok Reebok



# ALL-TIME RECORDS

## vs OTHER CLUBS

Franchise	GP	W	L	T	OL	PTS
Anaheim Ducks	27	13	10	3	1	30
Arizona Coyotes	28	10	12	3	3	26
Boston Bruins	83	34	37	6	6	80
Buffalo Sabres	84	35	38	4	7	81
Carolina Hurricanes	109	44	43	11	11	110
Columbus Blue Jackets	18	5	8	0	5	15
Calgary Flames	27	10	10	3	4	27
Chicago Blackhawks	31	9	16	3	3	24
Colorado Avalanche	33	10	17	3	3	26
Dallas Stars	29	13	12	3	1	30
Detroit Red Wings	32	10	14	5	3	28
Edmonton Oilers	26	9	9	3	5	26
Los Angeles Kings	28	10	14	3	1	24
Minnesota Wild	17	4	10	1	2	11
Montreal Canadiens	83	37	30	6	10	90
New Jersey Devils	86	28	44	7	7	70
Nashville Predators	22	8	6	3	5	24
New York Islanders	87	43	28	8	8	102
New York Rangers	86	32	41	6	7	77
Ottawa Senators	83	32	44	3	4	71
Philadelphia Flyers	86	32	42	7	5	76
Pittsburgh Penguins	82	35	34	4	9	83
San Jose Sharks	28	11	10	7	0	29
St. Louis Blues	29	7	17	3	2	19
Tampa Bay Lightning	117	58	37	10	12	138
Toronto Maple Leafs	71	30	29	7	5	72
Vancouver Canucks	27	8	10	6	3	25
Winnipeg Jets	83	33	33	5	12	83
Washington Capitals	114	45	51	9	9	108



# PANTHERS RECORDS

1993-2016

SEASON	GP	W	L	T	OTL	PTS	PCT	GF	GA	DIV. FINISH	PLAYOFFS
1993-94	84	33	34	17	-	83	.494	233	233	5th	Did Not Qualify
1994-95	48	20	22	6	-	46	.479	115	127	5th	Did Not Qualify
1995-96	82	41	31	10	-	92	.561	254	234	3rd	Eastern Conf. Champions
1996-97	82	35	28	19	-	89	.543	221	201	4th	Lost ECQF
1997-98	82	24	43	15	-	63	.384	203	256	6th	Did Not Qualify
1998-99	82	30	34	18	-	78	.476	210	228	2nd	Did Not Qualify
1999-00	82	43	27	6	6	98	.596	244	209	2nd	Lost ECQF
2000-01	82	22	38	13	9	66	.402	200	246	3rd	Did Not Qualify
2001-02	82	22	44	10	6	60	.366	180	250	4th	Did Not Qualify
2002-03	82	24	36	13	9	70	.427	176	237	4th	Did Not Qualify
2003-04	82	28	35	15	4	75	.457	188	221	4th	Did Not Qualify
2005-06	82	37	34	-	11	85	.518	240	257	4th	Did Not Qualify
2006-07	82	35	31	-	16	86	.524	247	257	4th	Did Not Qualify
2007-08	82	38	35	-	9	85	.518	216	226	3rd	Did Not Qualify
2008-09	82	41	30	-	11	93	.567	231	223	3rd	Did Not Qualify
2009-10	82	32	37	-	13	77	.470	208	244	5th	Did Not Qualify
2010-11	82	30	40	-	12	72	.430	195	229	5th	Did Not Qualify
2011-12	82	38	26	-	18	94	.573	197	216	1st	Lost ECQF
2012-13	48	15	27	-	6	36	.375	112	171	5th	Did Not Qualify
2013-14	82	29	45	-	8	66	.402	196	268	7th	Did Not Qualify
2014-15	82	38	29	-	15	91	.555	206	223	6th	Did Not Qualify
2015-16	82	47	26	-	9	103	.628	232	200	1st	Lost ECQF
<b>TOTALS</b>	<b>1738</b>	<b>702</b>	<b>732</b>	<b>-</b>	<b>162</b>	<b>1708</b>	<b>0.491</b>	<b>4464</b>	<b>4903</b>		

## Regular Season Home and Road Records

SEASON	HOME W-L-T-OT	ROAD W-L-T-OT	OVERALL W-L-T-OT
1993-94	15-18-9-0	18-16-8-0	33-34-17-0
1994-95	9-12-3-0	11-10-3-0	20-22-6-0
1995-96	25-12-4-0	16-19-6-0	41-31-10-0
1996-97	21-12-8-0	14-16-11-0	35-28-19-0
1997-98	11-24-6-0	13-19-9-0	24-43-15-0
1998-99	17-17-7-0	13-17-11-0	30-34-18-0
1999-00	26-9-4-2	17-18-2-4	43-27-6-6
2000-01	12-18-7-4	10-20-6-5	22-38-13-9
2001-02	11-23-3-4	11-21-7-2	22-44-10-6
2002-03	8-21-7-5	16-15-6-4	24-36-13-9
2003-04	16-15-7-3	12-20-8-1	28-35-15-4
2005-06	25-11-5	12-23-6	37-34-11
2006-07	23-12-6	12-19-10	35-31-16
2007-08	18-15-8	20-20-1	38-35-9
2008-09	22-12-7	19-18-4	41-30-11
2009-10	16-16-9	16-21-4	32-37-13
2010-11	16-17-8	14-23-4	30-40-12
2011-12	21-9-11	17-17-7	38-26-18
2012-13	8-11-5	7-16-1	15-27-6
2013-14	16-20-5	13-25-3	29-45-8
2014-15	21-13-7	17-16-8	38-29-15
2015-16	25-11-5	22-15-4	47-26-9

**TOTALS**  
357-317-65-89 298-389-77-64 655-706-142-28

## All-Time Regular Season Shootout Records

	Home	Road	Overall
2005-06	1-4	3-1	4-5
2006-07	1-2	1-6	2-8
2007-08	2-6	3-0	5-6
2008-09	1-5	2-3	3-8
2009-10	2-7	4-3	6-10
2010-11	0-4	4-3	4-7
2011-12	3-9	3-2	6-11
2012-13	1-1	2-0	3-1
2013-14	5-4	3-2	8-6
2014-15	4-7	4-3	8-10
2015-16	5-1	2-2	7-3
<b>Totals</b>	<b>25-50</b>	<b>31-25</b>	<b>56-75</b>

## All-Time Regular Season Overtime Records

	Home	Road	Overall
1993-94	2-4-8	0-1-9	2-5-17
1994-95	0-2-3	0-1-3	0-3-6
1995-96	0-3-4	0-0-6	0-3-10
1996-97	1-1-8	2-3-11	3-4-19
1997-98	1-1-6	2-1-9	3-2-15
1998-99	1-1-7	0-1-11	1-2-18
1999-00	3-2-4	0-4-2	3-6-6
2000-01	2-4-7	0-5-6	2-9-13
2001-02	0-4-3	0-2-7	0-6-10
2002-03	2-5-7	2-4-6	4-9-13
2003-04	1-3-7	4-1-8	5-4-15
2005-06	5-1	3-5	8-6
2006-07	3-4	0-4	3-8
2007-08	1-2	3-1	4-3
2008-09	2-2	2-1	4-3
2009-10	0-2	2-1	2-3
2010-11	4-4	2-1	6-5
2011-12	1-2	0-5	1-7
2012-13	1-4	0-1	1-5
2013-14	0-1	0-1	0-2
2014-15	0-0	1-4	1-4
2015-16	0-4	1-2	1-6
<b>Totals</b>	<b>30-52-64</b>	<b>23-47-78</b>	<b>53-99-142</b>

# PANTHERS RECORDS

1993-2016

## Opening Game Records

### SEASON OPENER (11-7-1-2)

1993-94	Panthers 4	at Chicago	4 T
1994-95	Panthers 1	at NY Islanders	2 L
1995-96	Panthers 0	at New Jersey	4 L
1996-97	Panthers 3	at Philadelphia	1 W
1997-98	Panthers 1	at Philadelphia	3 L
1998-99	Panthers 4	vs. Tampa Bay	1 W
1999-00	Panthers 4	vs. Washington	3 W
2000-01	Panthers 3	vs. Vancouver	4 L-OT
2001-02	Panthers 2	at Philadelphia	5 L
2002-03	Panthers 3	vs. Tampa Bay	4 L-OT
2003-04	Panthers 3	vs. Carolina	1 W
2005-06	Panthers 2	vs. Atlanta	0 W
2006-07	Panthers 8	vs. Boston	3 W
2007-08	Panthers 2	at NY Rangers	5 L
2008-09	Panthers 4	at Carolina	6 L
2009-10	Panthers 4	at Chicago	3 W-SO (Helsinki)
2010-11	Panthers 2	at Edmonton	3 L
2011-12	Panthers 2	at NY Islanders	0 W
2012-13	Panthers 5	vs. Carolina	1 W
2013-14	Panthers 4	at Dallas	2 W
2014-15	Panthers 2	at Lightning	3 L-OT
2015-16	Panthers 7	vs. Flyers	1 W

### HOME OPENER (12-6-2-2)

1993-94	Panthers 1	Pittsburgh	2 L
1994-95	Panthers 5	Pittsburgh	6 L
1995-96	Panthers 4	Calgary	3 W
1996-97	Panthers 1	NY Rangers	1 T
1997-98	Panthers 2	NY Islanders	2 T
1998-99	Panthers 4	Tampa Bay	1 W
1999-00	Panthers 4	Washington	3 W
2000-01	Panthers 3	Vancouver	4 L-OT
2001-02	Panthers 0	NY Islanders	3 L
2002-03	Panthers 3	Tampa Bay	4 L-OT
2003-04	Panthers 3	Carolina	1 W
2005-06	Panthers 2	Atlanta	0 W
2006-07	Panthers 8	Boston	3 W
2007-08	Panthers 1	New Jersey	4 L
2008-09	Panthers 3	Atlanta	2 W-OT
2009-10	Panthers 2	New Jersey	3 L
2010-11	Panthers 6	Tampa Bay	0 W
2011-12	Panthers 3	Tampa Bay	2 W-SO
2012-13	Panthers 5	Carolina	1 W
2013-14	Panthers 6	vs. Pittsburgh	3 W
2014-15	Panthers 2	vs. New Jersey	5 L
2015-16	Panthers 7	vs. Flyers	1 W

### ROAD OPENER (6-13-2-1)

1993-94	Panthers 4	Chicago	4 T
1994-95	Panthers 1	NY Islanders	2 L
1995-96	Panthers 0	New Jersey	4 L
1996-97	Panthers 3	Philadelphia	1 W
1997-98	Panthers 1	Philadelphia	3 L
1998-99	Panthers 1	Nashville	0 W
1999-00	Panthers 2	Montreal	1 W
2000-01	Panthers 2	Boston	4 L
2001-02	Panthers 2	Philadelphia	5 L
2002-03	Panthers 5	Atlanta	4 W-OT
2003-04	Panthers 2	Carolina	2 T
2005-06	Panthers 1	Tampa Bay	2 L
2006-07	Panthers 0	Atlanta	6 L
2007-08	Panthers 2	NY Rangers	5 L
2008-09	Panthers 4	Carolina	6 L
2009-10	Panthers 2	Carolina	7 L
2010-11	Panthers 2	Edmonton	3 L
2011-12	Panthers 2	NY Islanders	0 W
2012-13	Panthers 0	Ottawa	4 L
2013-14	Panthers 4	at Dallas	2 W
2014-15	Panthers 2	at Lightning	3 L-OT
2015-16	Panthers 0	Flyers	1 L

## Season By Season Attendance

SEASON	TOTAL ATT.	# OF HOME DATES	AVERAGE ATT.	SELLOUTS
1993-94	561,394	41	13,693	26
1994-95	340,619	24	14,192	12
1995-96	548,926	41	13,388	15
1996-97	602,823	41	14,703	41
1997-98	602,344	41	14,691	39
(MOVED FROM MIAMI ARENA (14,703) TO BANKATLANTIC CENTER (19,250))				
1998-99	758,542	41	18,501	13
1999-00	654,760	41	15,970	1
2000-01	601,857	41	14,679	1
2001-02	659,040	41	16,074	5
2002-03	632,552	41	15,428	6
2003-04	653,380	41	15,936	4
2005-06	656,587	41	16,014	2
2006-07	630,183	41	15,370	2
2007-08	632,876	41	15,436	4
2008-09	649,333	41	15,621	2
2009-10	605,863	41	15,147	1
2010-11	643,116	41	15,685	5
2011-12	681,792	41	16,629	17
2012-13	407,896	24	16,996	11
2013-14	595,527	41	14,525	8
2014-15	462,098	41	11,271	2
2015-16	630,476	41	15,384	8
<b>TOTALS</b>	<b>13,214,034</b>	<b>867</b>	<b>15,229</b>	<b>225</b>

# PANTHERS RECORDS

1993-2016

## Regular Season Team Leaders

SEASON	PLAYER	GAMES PLAYED
1993-94	Bill Lindsay, Gord Murphy	84
1994-95	Tom Fitzgerald, Mike Hough, Bill Lindsay, Scott Mellanby, Rob Niedermayer	48
1995-96	Tom Fitzgerald, Johan Garpenlov, Rob Niedermayer	82
1996-97	Scott Mellanby, Robert Svehla	82
1997-98	Bill Lindsay	82
1998-99	Radek Dvorak, Kirk Muller, Rob Niedermayer	82
1999-00	Todd Simpson, Jaroslav Spacek, Robert Svehla	82
2000-01	Pavel Bure, Robert Svehla	82
2001-02	Robert Svehla	82
2002-03	Jay Bouwmeester, Ivan Majesky, Marcus Nilson	82
2003-04	Olli Jokinen, Lyle Odelein	82
2005-06	Jay Bouwmeester, Martin Gelin, Olli Jokinen	82
2006-07	Bryan Allen, Jay Bouwmeester, Martin Gelin, Nathan Horton, Olli Jokinen, Ruslan Salei	82
2007-08	Jay Bouwmeester, Nathan Horton, Olli Jokinen	82
2008-09	Keith Ballard, Jay Bouwmeester	82
2009-10	Keith Ballard, Michael Frolik, Bryan McCabe, Steven Reinprecht	82
2010-11	Marty Reasoner, Mike Weaver, David Booth, Mike Santorelli	82
2011-12	Brian Campbell, Tomas Fleischman, Mike Weaver	82
2012-13	Jonathan Huberdeau, Tomas Fleischman, Brian Campbell, Shawn Matthias	48
2013-14	Brian Campbell	82
2014-15	Brian Campbell, Derek MacKenzie	82
2015-16	Brian Campbell, Reilly Smith	82

SEASON	PLAYER	GOALS
1993-94	Scott Mellanby	30
1994-95	Jesse Belanger	15
1995-96	Scott Mellanby	32
1996-97	Ray Sheppard	29
1997-98	Ray Whitney	32
1998-99	Ray Whitney	26
1999-00	Pavel Bure	58
2000-01	Pavel Bure	59
2001-02	Kristian Huselius	23
2002-03	Olli Jokinen	36
2003-04	Olli Jokinen	26
2005-06	Olli Jokinen	38
2006-07	Olli Jokinen	39
2007-08	Olli Jokinen	34
2008-09	David Booth	31
2009-10	Stephen Weiss	28
2010-11	David Booth	23
2011-12	Tomas Fleischmann	27
2012-13	Thomas Kopecky	35
2013-14	Brad Boyes	21
2014-15	Nick Bjugstad	24
2015-16	Aleksander Barkov	28

SEASON	PLAYER	ASSISTS
1993-94	Jesse Belanger	33
1994-95	Stu Barnes	19
1995-96	Robert Svehla	49
1996-97	Robert Svehla	32
1997-98	Robert Svehla	34
1998-99	Ray Whitney	38
1999-00	Viktor Kozlov	53
2000-01	Pavel Bure	33
2001-02	Pavel Bure	27
2002-03	Viktor Kozlov	34
2003-04	Olli Jokinen	32
2005-06	Olli Jokinen	51
2006-07	Olli Jokinen	52
2007-08	Olli Jokinen	37
2008-09	Stephen Weiss	47
2009-10	Nathan Horton	37
2010-11	Stephen Weiss	28
2011-12	Brian Campbell	4
2012-13	Tomas Fleischmann	23
2013-14	Brian Campbell	30
2014-15	Brian Campbell	39
2015-16	Jussi Jokinen	42

SEASON	PLAYER	POINTS
1993-94	Scott Mellanby	60
1994-95	Stu Barnes, Jesse Belanger	29
1995-96	Scott Mellanby	70
1996-97	Ray Sheppard	60
1997-98	Ray Whitney	61
1998-99	Ray Whitney	64
1999-00	Pavel Bure	94
2000-01	Pavel Bure	92
2001-02	Pavel Bure	49
2002-03	Olli Jokinen	65
2003-04	Olli Jokinen	58
2005-06	Olli Jokinen	89
2006-07	Olli Jokinen	91
2007-08	Olli Jokinen	71
2008-09	Stephen Weiss	61
2009-10	Stephen Weiss	60
2010-11	Stephen Weiss	49
2011-12	Tomas Fleischmann	61
2012-13	Tomas Fleischmann	35
2013-14	Nick Bjugstad	38
2014-15	Jonathan Huberdeau	54
2015-16	Jaromir Jagr	66

SEASON	PLAYER	PLUS/MINUS (MIN. 20 GP)
1993-94	Brian Skrudland	+13
1994-95	Paul Laus	+12
1995-96	Bill Lindsay	+13
1996-97	Rhett Warrener	+20
1997-98	Ray Whitney	+10
1998-99	Jaroslav Spacek	+15
1999-00	Pavel Bure	+25
2000-01	Denis Shvidki	+6
2001-02	Darren Van Impe	+3
2002-03	Andreas Lilja	+8
2003-04	Pavel Trnka	+2
2005-06	Martin Gelin	+27
2006-07	Jay Bouwmeester	+23
2007-08	Jassen Cullimore	+21
2008-09	Stephen Weiss	+19
2009-10	Jason Garrison	+5
2010-11	Chris Higgins	+5
2011-12	Jason Garrison	+6
2012-13	Eric Selleck	+2
2013-14	Scottie Upshall	+1
2014-15	Aaron Ekblad, Tomas Fleischmann	+12
2015-16	Brian Campbell	+31

SEASON	PLAYER	PIM
1993-94	Brent Severyn	156
1994-95	Paul Laus	138
1995-96	Paul Laus	236
1996-97	Paul Laus	313
1997-98	Paul Laus	293
1998-99	Peter Worrell	258
1999-00	Todd Simpson	202
2000-01	Peter Worrell	248
2001-02	Peter Worrell	354
2002-03	Peter Worrell	193
2003-04	Darcy Hordichuk	158
2005-06	Chris Gratton	104
2006-07	Steve Montador	119
2007-08	Nathan Horton	85
2008-09	Nick Boynton	91
2009-10	Bryan Allen	99
2010-11	Darcy Hordichuk	76
2011-12	Krys Barch	114
2012-13	George Parros	57
2013-14	Erik Gudbranson	114
2014-15	Erik Gudbranson	58
2015-16	Alex Petrovic	90



# PANTHERS RECORDS

1993-2016

## Regular Season Team Leaders

SEASON	PLAYER	POWER-PLAY GOALS
1993-94	Scott Mellanby	17
1994-95	Jesse Belanger	6
1995-96	Scott Mellanby	19
1996-97	Ray Sheppard	13
1997-98	Ray Whitney	12
1998-99	Ray Whitney	7
1999-00	Pavel Bure	11
2000-01	Pavel Bure	19
2001-02	Pavel Bure	9
2002-03	Olli Jokinen	13
2003-04	Olli Jokinen	8
2005-06	Olli Jokinen	14
2006-07	Stephen Weiss	10
2007-08	Olli Jokinen	18
2008-09	David Booth	11
2009-10	Stephen Weiss	12
2010-11	David Booth, Dennis Wideman	8
2011-12	Jason Garrison	9
2012-13	Brian Campbell...	6
2013-14	Sean Bergenheim, Aleksander Barkov, Jimmy Hayes	3
2014-15	Nick Bjugstad, Brandon Pirri	7
2015-16	Aleksander Barkov	9

SEASON	PLAYER	SHORT-HANDED GOALS
1993-94	Tom Fitzgerald	3
1994-95	Bill Lindsay	1
1995-96	Tom Fitzgerald	6
1996-97	Tom Fitzgerald	2
1997-98	Radek Dvorak	3
1998-99	Radek Dvorak	4
1999-00	Pavel Bure	2
2000-01	Pavel Bure	5
2001-02	Eight players	1
2002-03	Olli Jokinen	3
2003-04	Olli Jokinen	2
2005-06	Five Players	1
2006-07	Jozef Stumpel	2
2007-08	Gregory Campbell	2
2008-09	Radek Dvorak	4
2009-10	Radek Dvorak	3
2010-11	Stephen Weiss	2
2011-12	Stephen Weiss, Kris Versteeg, Sean Bergenheim	
	Jack Skille	1
2012-13	Drew Shore, Shawn Matthias, Tomas Kopecky, Tomas Fleischmann	1
2013-14	Nick Bjugstad, Scottie Upshall, Brad Boyes, Dmitry Kulikov	
	Tomas Kopecky, Vincent Trocheck, Drew Shore, Quinton Howden	1
2014-15	Dave Bolland	1
2015-16	Aleksander Barkov, Brian Campbell, Jonathan Huberdeau	1
	Jussi Jokinen, Vincent Trocheck	

SEASON	PLAYER	GAME-WINNING GOALS
1993-94	Jody Hull	5
1994-95	Scott Mellanby	5
1995-96	Johan Garpenlov	7
1996-97	Ray Sheppard	7
1997-98	Bill Lindsay	5
1998-99	Ray Whitney	6
1999-00	Pavel Bure	14
2000-01	Pavel Bure	8
2001-02	Ivan Novoseltsev	5
2002-03	Olli Jokinen	6
2003-04	Olli Jokinen	8
2005-06	Olli Jokinen	9
2006-07	Olli Jokinen	8
2007-08	David Booth	6
2008-09	David Booth, Nathan Horton	5
2009-10	Nathan Horton, Cory Stillman	4
2010-11	Marty Reasoner	4
2011-12	Stephen Weiss	6
2012-13	Tomas Fleischmann, Brian Campbell, Dmitry Kulikov	2
2013-14	Nick Bjugstad	4
2014-15	Aaron Ekblad, Brad Boyes, Brandon Pirri	4
2015-16	Aleksander Barkov	8

SEASON	PLAYER	SHOTS
1993-94	Scott Mellanby	204
1994-95	Scott Mellanby	130
1995-96	Scott Mellanby	225
1996-97	Ray Sheppard	226
1997-98	Scott Mellanby	188
1998-99	Viktor Kozlov	209
1999-00	Pavel Bure	360
2000-01	Pavel Bure	384
2001-02	Pavel Bure	238
2002-03	Olli Jokinen	240
2003-04	Olli Jokinen	280
2005-06	Olli Jokinen	351
2006-07	Olli Jokinen	351
2007-08	Olli Jokinen	341
2008-09	David Booth	246

2009-10	Michael Frolik	219
2010-11	David Booth	280
2011-12	Tomas Fleischmann	217
2012-13	Peter Mueller	131
2013-14	Sean Bergenheim	190
2014-15	Nick Bjugstad	207
2015-16	Aaron Ekblad	182

SEASON	GOALTENDER	WINS
1993-94	John Vanbiesbrouck	21
1994-95	John Vanbiesbrouck	14
1995-96	John Vanbiesbrouck	26
1996-97	John Vanbiesbrouck	27
1997-98	John Vanbiesbrouck	18
1998-99	Sean Burke	21
1999-00	Mike Vernon	18
2000-01	Roberto Luongo	12
2001-02	Roberto Luongo	16
2002-03	Roberto Luongo	20
2003-04	Roberto Luongo	25
2005-06	Roberto Luongo	35
2006-07	Ed Belfour	27
2007-08	Tomas Vokoun	30
2008-09	Tomas Vokoun	26
2009-10	Tomas Vokoun	23
2010-11	Tomas Vokoun	22
2011-12	Jose Theodore	22
2012-13	Jacob Markstrom	8
2013-14	Tim Thomas	16
2014-15	Roberto Luongo	28
2015-16	Roberto Luongo	35

SEASON	GOALTENDER	SHUTOUTS
1993-94	John Vanbiesbrouck, Mark Fitzpatrick	1
1994-95	John Vanbiesbrouck	4
1995-96	John Vanbiesbrouck	2
1996-97	John Vanbiesbrouck	2
1997-98	John Vanbiesbrouck	4
1998-99	Sean Burke	3
1999-00	Trevor Kidd, Mike Vernon	1
2000-01	Roberto Luongo	5
2001-02	Roberto Luongo	4
2002-03	Roberto Luongo	6
2003-04	Roberto Luongo	7
2005-06	Roberto Luongo	4
2006-07	Ed Belfour, Alex Auld	1
2007-08	Tomas Vokoun	4
2008-09	Tomas Vokoun	6
2009-10	Tomas Vokoun	7
2010-11	Tomas Vokoun	6
2011-12	Jose Theodore	3
2012-13	Jacob Markstrom, Scott Clemmensen, Jose Theodore	0
2013-14	Roberto Luongo	1
2014-15	Roberto Luongo	2
2015-16	Roberto Luongo	4

SEASON	GOALTENDER	GAA (MIN. 20 GP)
1993-94	John Vanbiesbrouck	2.53
1994-95	John Vanbiesbrouck	2.47
1995-96	John Vanbiesbrouck	2.68
1996-97	John Vanbiesbrouck	2.29
1997-98	John Vanbiesbrouck	2.87
1998-99	Sean Burke	2.66
1999-00	Mikhail Shtalenkov	2.31
2000-01	Roberto Luongo	2.44
2001-02	Roberto Luongo	2.77
2002-03	Roberto Luongo	2.71
2003-04	Roberto Luongo	2.43
2005-06	Roberto Luongo	2.97
2006-07	Ed Belfour	2.77
2007-08	Tomas Vokoun	2.68
2008-09	Tomas Vokoun	2.49
2009-10	Tomas Vokoun	2.55
2010-11	Tomas Vokoun	2.55
2011-12	Jose Theodore	2.46
2012-13	Scott Clemmensen	3.67
2013-14	Tim Thomas	2.87
2014-15	Roberto Luongo	2.35
2015-16	Al Montoya	2.18

SEASON	GOALTENDER	SAVE PERCENTAGE (MIN. 20 GP)
1993-94	John Vanbiesbrouck	.924
1994-95	John Vanbiesbrouck	.914
1995-96	John Vanbiesbrouck	.903
1996-97	John Vanbiesbrouck	.919
1997-98	John Vanbiesbrouck	.899
1998-99	Sean Burke	.907
1999-00	Mike Vernon	.919
2000-01	Roberto Luongo	.920
2001-02	Roberto Luongo	.915
2002-03	Roberto Luongo	.918
2003-04	Roberto Luongo	.931

# PANTHERS RECORDS

1993 - 2016

## Regular Season Team Leaders

2005-06	Roberto Luongo	.914
2006-07	Ed Belfour	.902
2007-08	Tomas Vokoun	.919
2008-09	Tomas Vokoun	.926
2009-10	Tomas Vokoun	.925
2010-11	Tomas Vokoun	.922
2011-12	Jose Theodore	.917
2012-13	Jacob Markstrom	.901
2013-14	Tim Thomas	.909
2014-15	Roberto Luongo	0.921
2015-16	Roberto Luongo	0.922

## Panthers Penalty Shots

PLAYER	YEAR	DATE	OPPONENT	HOME/AWAY	GOALTENDER	RESULT
Mike Hough	1995-96	2/29/96	Washington	Home	Kolzig	No Goal
Martin Straka	1995-96	4/3/96	Ottawa	Away	Rhodes	No Goal
Rob Niedermayer	1996-97	3/13/97	Vancouver	Home	Hirsch	No Goal
Tom Fitzgerald	1997-98	1/31/98	Tampa Bay	Home	Fitzpatrick	No Goal
Pavel Bure	1998-99	2/26/99	Detroit	Away	Osgood	Goal
Ray Whitney	1998-99	3/21/99	Anaheim	Away	Hebert	Goal
Viktor Kozlov	1999-00	2/23/00	Washington	Away	Kolzig	Goal
Pavel Bure	2001-02	1/25/02	Carolina	Away	Irbe	No Goal
Pavel Bure	2001-02	2/9/02	Boston	Away	Dafoe	No Goal
Vaclav Nedorost	2003-04	12/13/03	Nashville	Away	Vokoun	No Goal
Nathan Horton	2003-04	1/8/04	Philadelphia	Away	Hackett	Goal
Gregory Campbell	2006-07	12/2/06	Atlanta	Home	Lehtonen	No Goal
Ville Peltonen	2006-07	3/3/07	Tampa Bay	Home	Denis	Goal
Bryan Allen	2006-07	4/7/07	Carolina	Away	Grahame	No Goal
Jozef Stumpel	2007-08	10/27/07	Nashville	Away	Ellis	Goal
Kamil Krepis	2007-08	12/5/07	Ottawa	Home	Emery	No Goal
Stephen Weiss	2007-08	12/7/07	NY Islanders	Home	DiPietro	No Goal
Radek Dvorak	2007-08	12/30/07	Philadelphia	Home	Nittymaki	No Goal
Nathan Horton	2007-08	2/16/08	Carolina	Away	Grahame	Goal
Michael Frolik	2008-09	1/10/09	Atlanta	Home	Lehtonen	Goal
David Booth	2008-09	1/19/09	Buffalo	Home	Miller	Goal
Radek Dvorak	2008-09	1/29/09	Montreal	Home	Price	Goal
David Booth	2008-09	3/1/09	Washington	Away	Theodore	No Goal
Shawn Matthias	2009-10	1/26/10	Montreal	Home	Halak	Goal
David Booth	2010-11	3/19/11	NY Islanders	Home	DiPietro	No Goal
Radek Dvorak	2010-11	11/27/10	Tampa Bay	Away	Ellis	Goal
David Booth	2010-11	10/30/10	Montreal	Away	Price	Goal
Stephen Weiss	2011-12	12/20/11	Phoenix	Home	LaBarbera	No Goal
Jack Skille	2011-12	11/29/11	Carolina	Away	Ward	No Goal
Tomas Kopecky	2011-12	10/22/11	NY Islanders	Home	Nabokov	No Goal
Quinton Howden	2012-13	4/20/13	New Jersey	Away	Brodeur	No Goal
Jonathan Huberdeau	2012-13	3/5/13	Winnipeg	Home	Ondrej Pavelec	Goal
Jonathan Huberdeau	2012-13	2/21/13	Philadelphia	Away	Ilya Bryzgalov	Goal
Jonathan Huberdeau	2013-14	10/22/13	Chicago	Home	Corey Crawford	No Goal
Sean Bergenheim	2013-14	3/7/14	Buffalo	Home	Michal Neuvirth	No Goal
Derek MacKenzie	2014-15	2/24/15	Chicago	Away	Darling	No Goal
Brandon Pirri	2015-16	11/14/15	Tampa Bay	Away	Bishop	Goal
Reilly Smith	2015-16	11/21/15	NY Rangers	Home	Lundqvist	No Goal
Jonathan Huberdeau	2015-16	12/6/15	New Jersey	Away	Schneider	No Goal

## Penalty Shots vs. Panthers

PLAYER	YEAR	DATE	OPPONENT	HOME/AWAY	GOALTENDER	RESULT
Zigmund Palffy	1993-94	4/14/94	NY Islanders	Home	Vanbiesbrouck	No Goal
Dean McAmmond	1995-96	1/5/96	Edmonton	Away	Fitzpatrick	No Goal
Jaromir Jagr	1996-97	11/9/96	Pittsburgh	Home	Fitzpatrick	No Goal
Mike Sillinger	1996-97	1/14/97	Vancouver	Away	Fitzpatrick	Goal
Mario Lemieux	1996-97	4/11/97	Pittsburgh	Home	Vanbiesbrouck	Goal
Trent Klatt	1997-98	10/1/97	Philadelphia	Away	Vanbiesbrouck	No Goal
Paul Kariya	1997-98	1/21/98	Anaheim	Away	Weekes	Goal
Derek King	1997-98	2/7/98	Toronto	Away	Vanbiesbrouck	Goal
Ted Donato	1998-99	4/12/99	Ottawa	Away	McLean	No Goal
Terry Yake	1999-00	11/18/99	St. Louis	Away	Burke	No Goal
Claude Lapointe	1999-00	1/12/00	NY Islanders	Home	Vernon	No Goal
Magnus Arvedson	2002-03	1/22/03	Ottawa	Home	Hurme	No Goal
Michael Peca	2003-04	11/19/03	NY Islanders	Home	Luongo	No Goal
P.J. Axelsson	2003-04	1/24/04	Boston	Away	Luongo	No Goal
Alexander Korolyuk	2003-04	2/3/04	San Jose	Away	Luongo	No Goal
Miroslav Satan	2005-06	10/10/05	NY Islanders	Away	Luongo	No Goal
Erik Cole	2005-06	11/11/05	Carolina	Home	Luongo	No Goal
Marian Hossa	2005-06	12/17/05	Atlanta	Away	Luongo	No Goal
Alex Kovalev	2005-06	12/30/05	Montreal	Away	Luongo	No Goal
Matt Pettinger	2005-06	04/15/06	Washington	Home	McLennan	No Goal
Thomas Vanek	2006-07	11/10/06	Buffalo	Away	Auld	No Goal
Vincent Lecavalier	2006-07	11/22/06	Tampa Bay	Home	Auld	No Goal
Valtteri Filppula	2007-08	12/15/07	Detroit	Away	Vokoun	Goal
Pavel Datsyuk	2007-08	12/15/07	Detroit	Away	Vokoun	No Goal
Markus Naslund	2007-08	2/1/08	Vancouver	Home	Vokoun	No Goal
Martin St. Louis	2009-10	1/14/10	Tampa Bay	Away	Vokoun	No Goal
Vincent Lecavalier	2010-11	1/21/11	Tampa Bay	Home	Vokoun	No Goal
Vincent Lecavalier	2010-11	4/8/11	Tampa Bay	Away	Clemmensen	Goal
Matt Read	2011-12	11/13/11	Philadelphia	Home	Theodore	Goal
Benoit Pouliot	2012-13	4/27/13	Tampa Bay	Away	Markstrom	No Goal
Guillaume Latendresse	2012-13	1/24/13	Ottawa	Home	Theodore	No Goal
Alexander Steen	2013-14	10/5/13	@ St. Louis	Away	Thomas	Goal
Patrick Marleau	2014-15	11/20/14	San Jose	Away	Luongo	No Goal
Carl Hagelin	2014-15	2/2/15	NY Rangers	Away	Luongo	No Goal
Tyler Johnson	2014-15	3/1/15	Tampa Bay	Home	Montoya	No Goal
Steven Stamkos	2015-16	11/14/15	Tampa Bay	Away	Luongo	No Goal
Chris Kreider	2015-16	11/21/15	NY Rangers	Home	Luongo	No Goal
Nathan MacKinnon	2015-16	3/3/16	Colorado	Away	Luongo	No Goal
Anthony Duclair	2015-16	3/5/16	Arizona	Away	Montoya	No Goal

# PANTHERS RECORDS

1993-2016

## Panthers Hat Tricks

YEAR	NO.	PLAYER	DATE	SCORE	GOALTENDER
1993-94		NO HAT TRICKS			
1994-95		NO HAT TRICKS			
1995-96	1	Johan Garpenlov	1/23/96	Panthers 5 at Washington 4	Carey
	2	Ray Sheppard	3/21/96	Panthers 3 vs. NY Islanders 2	Fichaud
1996-97	3	Ray Sheppard	11/26/96	Panthers 4 vs. Sabres 3	Hasek, Trefilov
	4	Ray Sheppard	12/22/96	Panthers 3 at NY Rangers 7	Richter
	5	Ray Sheppard	3/13/97	Panthers 5 vs. Vancouver 4	Hirsch
1997-98	6	Dave Gagner	10/4/97	Panthers 5 at Pittsburgh 3	Wregget
	7	Ray Sheppard	11/26/97	Panthers 10 vs. Boston 5	Dafoe, Carey
1998-99	8	Mark Parrish (4)	10/30/98	Panthers 7 at Chicago 3	Fitzpatrick, Hackett
	9	Pavel Bure	1/26/99	Panthers 3 at Philadelphia 3	Vanbiesbrouck
	10	Pavel Bure	3/3/99	Panthers 5 vs. Colorado 7	Roy
1999-00	11	Pavel Bure	12/8/99	Panthers 6 at Phoenix 1	Essensa, Esche
	12	Pavel Bure	12/17/99	Panthers 4 at Buffalo 2	Biron
	13	Pavel Bure (4)	1/1/00	Panthers 7 vs. Tampa Bay 5	Hodson
	14	Viktor Kozlov	1/5/00	Panthers 5 at Anaheim 1	Hebert, Roussel
	15	Pavel Bure	3/18/00	Panthers 4 at NY Islanders 2	Weekes
2000-01	16	Pavel Bure (4)	2/10/01	Panthers 7 at Atlanta 3	Hnilicka, Rhodes
	17	Pavel Bure	2/14/01	Panthers 4 vs. Phoenix 3	Esche
	18	Pavel Bure	3/11/01	Panthers 4 at NY Islanders 1	DiPietro
	19	Pavel Bure	3/17/01	Panthers 3 vs. Toronto 5	Joseph
2001-02		NO HAT TRICKS			
2002-03		NO HAT TRICKS			
2003-04		NO HAT TRICKS			
2005-06	20	Olli Jokinen	11/25/05	Panthers 6 vs. Pittsburgh 3	Caron, Thibault
	21	Nathan Horton	12/13/05	Panthers 7 vs. Nashville 3	Finley
	22	Jonathan Sim	2/7/06	Panthers 5 at Washington 0	Kolzig
	23	Joe Nieuwendyk	4/11/06	Panthers 5 at Toronto 6	Aubin
2006-07	24	Olli Jokinen	11/16/06	Panthers 5 vs. Montreal 1	Aebischer
	25	Olli Jokinen	1/10/07	Panthers 5 vs. Pittsburgh 2	Thibault
	26	Stephen Weiss	1/13/07	Panthers 7 vs. Washington 3	Kolzig
	27	Olli Jokinen	2/27/07	Panthers 6 at Washington 5	Johnson
2007-08	28	Richard Zednik	2/5/08	Panthers 8 at Toronto 0	Raycroft, Toskala
2008-09	29	David Booth	11/9/08	Panthers 3 at Anaheim 1	Giguere
	30	David Booth	3/7/09	Panthers 5 vs. St. Louis 3	Mason
2009-10	31	Steven Reinprecht	10/30/09	Panthers 6 at Dallas 5 (SO)	Auld
	32	Stephen Weiss	12/2/09	Panthers 6 vs. Colorado 5 (SO)	Anderson
	33	Nathan Horton	12/14/09	Panthers 7 at NY Islanders 1	Roloson, Biron
	34	Radek Dvorak	1/3/10	Panthers 6 vs. Pittsburgh 2	Fleury
2010-11		NO HAT TRICKS			
2011-12	35	Kris Versteeg	11/10/11	Panthers 5 at Winnipeg 2	Pavelec
2012-13	36	Tomas Kopecky	2/26/13	Panthers 6 vs Pittsburgh 4	Vokoun
2013-14		NO HAT TRICKS			
2014-15		NO HAT TRICKS			
2015-16		NO HAT TRICKS			

## Panthers Hat Tricks Against

YEAR	NO.	PLAYER	DATE	SCORE	GOALTENDER
1993-94	1	Brendan Shanahan	10/7/93	Panthers 3 at St. Louis 5	Fitzpatrick
1994-95	2	Eric Lindros	3/18/95	Panthers 3 vs. Philadelphia 4 (OT)	Vanbiesbrouck
	3	Steven Rice	3/29/95	Panthers 4 vs. Hartford 4	Vanbiesbrouck, Fitzpatrick
1995-96	4	Adam Dates (4)	12/14/95	Panthers 3 at Boston 6	Vanbiesbrouck
	5	Mario Lemieux	12/30/95	Panthers 5 at Pittsburgh 6	Vanbiesbrouck, Fitzpatrick
	6	Martin Rucinsky	1/25/96	Panthers 2 vs. Montreal 6	Vanbiesbrouck, Fitzpatrick
	7	Pat LaFontaine	2/25/96	Panthers 1 at Buffalo 6	Vanbiesbrouck
	8	Geoff Sanderson	3/2/96	Panthers 1 at Hartford 7	Vanbiesbrouck, Fitzpatrick
1996-97		NO HAT TRICKS AGAINST			
1997-98	9	Keith Tkachuk	12/1/97	Panthers 2 vs. Phoenix 3	Fitzpatrick
	10	Paul Kariya	1/21/98	Panthers 3 at Anaheim 8	Vanbiesbrouck, Weekes
	11	Eric Daze (4)	3/15/98	Panthers 4 vs. Chicago 8	Vanbiesbrouck, Weekes
1998-99	12	Mikael Renberg	3/21/98	Panthers 1 at Tampa Bay 5	Vanbiesbrouck
	13	Peter Forsberg	3/3/99	Panthers 5 vs. Colorado 7	Burke
	14	Anson Carter	4/7/99	Panthers 2 vs. Boston 5	McLean
	15	Steve Sullivan (4)	4/10/99	Panthers 1 at Toronto 9	Burke, McLean
1999-00	16	Nik Antropov	12/20/99	Panthers 4 vs. Toronto 6	Shtalenkov
	17	Mariusz Czerkawski	4/9/00	Panthers 2 at NY Islanders 3	Kidd
	18	Marian Hossa	11/18/00	Panthers 2 at Ottawa 5	Kidd, Luongo
	19	Scott Thornton	3/7/01	Panthers 3 vs. San Jose 3	Luongo
	20	Deron Quint	3/9/01	Panthers 6 vs. Columbus 7 (OT)	Kidd
2000-01		NO HAT TRICKS AGAINST			
2001-02	21	J.P. Dumont	11/12/01	Panthers 3 vs. Buffalo 5	Luongo
	22	Pascal Rheume (4)	1/19/02	Panthers 1 vs. Atlanta 6	Luongo, Kidd
	23	Yanic Perreault	1/21/02	Panthers 7 vs. Montreal 5	Luongo
2002-03	24	Shawn McEachern	10/12/02	Panthers 5 at Atlanta 4 (OT)	Luongo, Hurme
	25	Jaromir Jagr	1/11/03	Panthers 2 at Washington 12	Luongo, Hurme
2003-04	26	Alyn McCauley	1/1/03	Panthers 2 vs. San Jose 6	Shields
	27	Alex Tanguay	1/21/04	Panthers 5 vs. Colorado 6	Luongo
2005-06	28	Brandon Bochenski	12/5/05	Panthers 3 vs. Ottawa 6	Luongo, McLennan
	29	Chris Clark	3/18/06	Panthers 4 at Washington 3	Luongo
	30	Mats Sundin (4)	4/11/06	Panthers 5 at Toronto 6	McLennan
2006-07	31	Ilya Kovalchuk	10/24/06	Panthers 3 vs. Atlanta 6	Auld
	32	Dany Heatley	11/24/06	Panthers 4 vs. Ottawa 6	Belfour
2007-08		NO HAT-TRICKS AGAINST			
2008-09	33	Maxim Lapierre	12/29/08	Panthers 2 vs. Montreal 5	Anderson
	34	Mike Ribeiro	1/21/09	Panthers 1 vs. Dallas 4	Vokoun
	35	Alexander Ovechkin	2/15/09	Panthers 2 vs. Washington 4	Vokoun
2009-10		NO HAT TRICKS AGAINST			
2010-11		NO HAT TRICKS AGAINST			
2011-12	36	Brad Marchand	12/23/11	Panthers 0 at Boston 8	Theodore, Clemmensen
	37	Martin St. Louis	2/4/12	Panthers 3 at Tampa Bay 6	Clemmensen
2012-13	38	Matt Read	1/26/13	Panthers 1 vs Philadelphia 7	Theodore, Clemmensen
	39	Alex Ovechkin	4/6/13	Panthers 3 vs Washington 4	Markstrom
2013-14	40	David Krejci	3/4/14	Panthers 1 at Boston 4	Thomas
	41	Steven Stamkos	10/10/13	Panthers 2 at Tampa 7	Markstrom
2014-15	42	Mathieu Perreault (4)	1/13/15	Panthers 2 at Winnipeg 8	Luongo, Montoya

# PANTHERS RECORDS

1993-2016

## Panthers Shutouts

YEAR	NO.	DATE	OPPONENT	SCORE	GOALTENDER
1993-94	1	10/9/93	at Tampa Bay	2-0	John Vanbiesbrouck
	2	2/6/94	vs. Boston	3-0	Mark Fitzpatrick
1994-95	3	2/9/95	at Philadelphia	3-0	John Vanbiesbrouck
	4	2/15/95	vs. Ottawa	2-0	Mark Fitzpatrick
	5	2/28/95	at NY Rangers	0-0	John Vanbiesbrouck
	6	3/11/95	at Boston	2-0	John Vanbiesbrouck
	7	3/26/95	vs. Pittsburgh	2-0	John Vanbiesbrouck
	8	4/20/95	vs. New Jersey	1-0	Mark Fitzpatrick
	9	10/21/95	vs. Hartford	3-0	John Vanbiesbrouck
1995-96	10	3/17/96	vs. New Jersey	3-0	John Vanbiesbrouck
	11	10/12/96	vs. Hartford	6-0	John Vanbiesbrouck
1996-97	12	1/4/97	at Los Angeles	5-0	John Vanbiesbrouck
	13	11/15/97	at NY Islanders	1-0	Mark Fitzpatrick
1997-98	14	12/18/97	at Washington	4-0	John Vanbiesbrouck
	15	1/27/98	vs. Carolina	3-0	John Vanbiesbrouck
	16	1/31/98	vs. Tampa Bay	2-0	John Vanbiesbrouck
	17	3/29/98	at Chicago	4-0	John Vanbiesbrouck
	18	10/10/98	at Nashville	1-0	Kirk McLean
1998-99	19	1/16/99	vs. NY Islanders	1-0	Sean Burke
	20	2/18/99	at St. Louis	0-0	Sean Burke
	21	3/13/99	vs. Tampa Bay	1-0	Sean Burke
	22	4/12/99	at Ottawa	2-0	Kirk McLean
1999-00	23	11/27/99	vs. Atlanta	3-0	Trevor Kidd
	24	2/16/00	vs. NY Rangers	3-0	Mike Vernon
2000-01	25	10/22/00	at Minnesota	0-0	Roberto Luongo
	26	11/17/00	at Columbus	3-0	Trevor Kidd
	27	12/29/00	vs. Boston	3-0	Roberto Luongo
	28	1/15/01	vs. Dallas	2-0	Roberto Luongo
	29	2/19/01	vs. St. Louis	3-0	Roberto Luongo
	30	4/7/01	vs. NY Rangers	3-0	Roberto Luongo
2001-02	31	10/7/01	at Tampa Bay	5-0	Roberto Luongo
	32	11/7/01	vs. Pittsburgh	2-0	Roberto Luongo
	33	11/16/01	at Buffalo	2-0	Trevor Kidd
	34	11/21/01	vs. Anaheim	6-0	Roberto Luongo
	35	12/5/01	vs. Columbus	2-0	Roberto Luongo
2002-03	36	11/9/02	vs. Calgary	3-0	Jani Hurme
	37	12/6/02	at Carolina	2-0	Roberto Luongo
	38	12/20/02	at Buffalo	3-0	Roberto Luongo
	39	1/15/03	vs. Boston	3-0	Roberto Luongo
	40	1/18/03	vs. Pittsburgh	3-0	Roberto Luongo
	41	2/6/03	at Pittsburgh	6-0	Roberto Luongo
2003-04	42	2/18/03	at Montreal	3-0	Roberto Luongo
	43	11/11/03	vs. Tampa Bay	4-0	Roberto Luongo
	44	12/19/03	vs. Dallas	1-0	Roberto Luongo
	45	1/3/04	vs. Columbus	1-0	Roberto Luongo
	46	2/20/04	at Pittsburgh	2-0	Roberto Luongo
	47	2/23/04	at Boston	2-0	Roberto Luongo
	48	2/25/04	vs. Toronto	4-0	Roberto Luongo
2005-06	49	3/2/04	at Washington	1-0	Roberto Luongo
	50	10/5/05	vs. Atlanta	2-0	Roberto Luongo
	51	10/7/05	vs. Tampa Bay	2-0	Roberto Luongo
	52	1/27/06	vs. New Jersey	4-0	Roberto Luongo
	53	2/7/06	at Washington	5-0	Roberto Luongo
2006-07	54	11/28/06	at Montreal	0-1 SOL	Alex Auld
	55	2/13/07	at Montreal	1-0	Ed Belfour
2007-08	56	10/11/07	vs. New Jersey	3-0	Tomas Vokoun
	57	12/7/07	vs. NY Islanders	3-0	Tomas Vokoun
	58	12/13/07	at St. Louis	1-0	Tomas Vokoun
	59	2/5/08	at Toronto	8-0	Tomas Vokoun
	60	3/2/08	at NY Islanders	1-0	Craig Anderson
	61	3/4/08	at Boston	1-0	Craig Anderson
2008-09	62	10/18/08	vs. NY Islanders	2-0	Tomas Vokoun
	63	11/12/08	vs. Tampa Bay	4-0	Craig Anderson
	64	11/30/08	at NY Rangers	4-0	Craig Anderson
	65	12/11/08	at Edmonton	2-0	Craig Anderson
	66	12/21/08	vs. Colorado	3-0	Tomas Vokoun
	67	12/23/08	vs. Nashville	3-0	Tomas Vokoun
	68	2/12/09	at Carolina	5-0	Tomas Vokoun
	69	2/17/09	vs. New Jersey	4-0	Tomas Vokoun
	70	2/21/09	vs. Boston	2-0	Tomas Vokoun
2009-10	71	10/31/09	at St. Louis	4-0	Tomas Vokoun
	72	11/4/09	vs. Carolina	3-0	Tomas Vokoun
	73	11/12/09	at Boston	1-0 SOW	Tomas Vokoun
	74	1/9/10	at Ottawa	3-0	Tomas Vokoun
	75	1/18/10	vs. Atlanta	1-0	Tomas Vokoun
	76	1/23/10	vs. Toronto	2-0	Tomas Vokoun

# PANTHERS RECORDS

1993-2016

## Panthers Shutouts Continued

	77	1/31/10	vs. NY Islanders	2-0	Tomas Vokoun
	78	4/1/10	at Boston	1-0	Scott Clemmensen
2010-11	79	10/14/10	at Calgary	3-0	Tomas Vokoun
	80	10/16/10	vs. Tampa Bay	6-0	Tomas Vokoun
	81	12/9/10	at Washington	3-0	Tomas Vokoun
	82	12/20/10	at Philadelphia	5-0	Tomas Vokoun
	83	1/2/11	vs. NY Rangers	3-0	Tomas Vokoun
	84	3/17/11	vs. Toronto	4-0	Scott Clemmensen
	85	4/9/11	vs. Washington	1-0	Tomas Vokoun
2011-12	86	10/8/11	at NY Islanders	2-0	Jose Theodore
	87	11/15/11	at Dallas	6-0	Scott Clemmensen
	88	12/8/11	at Boston	2-0	Jose Theodore
	89	3/11/12	vs. Carolina	2-0	Jose Theodore
2012-13					No Shutouts
2013-14	90	3/7/14	vs. Buffalo	2-0	Roberto Luongo
2014-15	91	10/17/14	at Buffalo	1-0	Luongo
	92	1/2/15	at Buffalo	2-0	Luongo
	93	3/14/15	at Carolina	2-0	Ellis
2015-16	94	11/16/15	vs. Tampa Bay	1-0	Roberto Luongo
	95	12/18/15	at Carolina	2-0	Roberto Luongo
	96	1/2/16	vs. NY Rangers	3-0	Roberto Luongo
	97	1/22/16	vs. Chicago	4-0	Roberto Luongo

## Shutouts vs. Panthers

YEAR	NO.	DATE	OPPONENT	SCORE	GOALTENDER
1993-94	1	11/27/93	at Hartford	4-0	Jeff Reese
1994-95	2	2/28/95	at NY Rangers	0-0	Mike Richter
	3	3/24/95	at Buffalo	3-0	Dominik Hasek
	4	4/5/95	vs. NY Rangers	5-0	Mike Richter
	5	4/14/95	at Washington	3-0	Jim Carey
	6	4/26/95	at Buffalo	5-0	Dominik Hasek
1995-96	7	10/7/95	at New Jersey	4-0	Martin Brodeur
	8	1/6/96	at Calgary	2-0	Rick Tabaracci
	9	2/24/96	vs. NY Rangers	4-0	Glenn Healy
	10	3/5/96	at St. Louis	2-0	Grant Fuhr
	11	3/27/96	at NY Rangers	3-0	Mike Richter
1996-97	12	12/3/96	at New Jersey	2-0	Martin Brodeur
	13	1/1/97	vs. Anaheim	3-0	Guy Hebert
	14	1/15/97	at Edmonton	4-0	Curtis Joseph
	15	2/15/97	at NY Islanders	1-0	Tommy Salo
	16	3/1/97	at Tampa Bay	2-0	Rick Tabaracci
	17	3/5/97	vs. Phoenix	3-0	Nikolai Khabibulin
1997-98	18	10/16/97	at Dallas	4-0	Ed Belfour
	19	10/22/97	at Montreal	3-0	Jocelyn Thibault
	20	12/20/97	at Philadelphia	2-0	Garth Snow
	21	3/13/98	vs. Edmonton	4-0	Curtis Joseph
1998-99	22	10/23/98	vs. Vancouver	5-0	Garth Snow
	23	11/14/98	at Pittsburgh	4-0	Tom Barrasso
	24	11/26/98	vs. Boston	1-0	Byron Dafoe
	25	12/23/98	vs. Washington	4-0	Olaf Kolzig
	26	1/18/99	vs. Buffalo	4-0	Dominik Hasek
	27	2/5/99	at Pittsburgh	3-0	Tom Barrasso
	28	2/13/99	at Montreal	4-0	Jeff Hackett
	29	2/18/99	at St. Louis	0-0	Jamie McLennan
	30	3/9/99	at Boston	2-0	Byron Dafoe
	31	4/5/99	vs. Washington	3-0	Olaf Kolzig
1999-00	32	10/24/99	at Philadelphia	2-0	John Vanbiesbrouck
	33	10/30/99	at Ottawa	5-0	Ron Tugnutt
	34	11/18/99	at St. Louis	3-0	Roman Turek
2000-01	35	10/22/00	at Minnesota	0-0	Jamie McLennan
	36	11/1/00	vs. NY Islanders	3-0	Wade Flaherty
	37	12/22/00	vs. New Jersey	2-0	Martin Brodeur
	38	1/17/01	at Chicago	5-0	Jocelyn Thibault
	39	1/19/01	at Buffalo	1-0	Dominik Hasek
	40	4/5/01	at Washington	3-0	Olaf Kolzig
2001-02	41	10/6/01	vs. NY Islanders	3-0	Chris Osgood
	42	10/10/01	vs. Ottawa	2-0	Jani Hurme
	43	11/17/01	at Montreal	1-0	Jose Theodore
	44	11/29/01	at Minnesota	6-0	Dwayne Roloson
	45	12/22/01	vs. St. Louis	2-0	Brent Johnson
	46	1/5/02	at San Jose	6-0	Miikka Kiprusoff
	47	1/12/02	vs. Washington	1-0	Olaf Kolzig
	48	1/16/02	vs. Chicago	3-0	Jocelyn Thibault
	49	2/12/02	at Nashville	1-0	Mike Dunham
	50	3/17/02	at Ottawa	2-0	Patrick Lalime
2002-03	51	12/7/02	vs. Edmonton	4-0	Jussi Markkanen



# PANTHERS RECORDS

1993-2016

## Shutouts vs. Panthers Continued

	52	12/27/02	vs. Dallas	4-0	Ron Tugnutt
	53	2/5/03	vs. Toronto	6-0	Ed Belfour
	54	3/8/03	vs. Buffalo	4-0	Mika Noronen
	55	3/12/03	vs. Montreal	4-0	Jose Theodore
	56	4/1/03	at Washington	3-0	Olaf Kolzig
2003-04	57	11/8/03	at St. Louis	2-0	Chris Osgood
	58	12/3/03	vs. Ottawa	4-0	Martin Prusek
	59	2/3/04	at San Jose	3-0	Evgeni Nabokov
	60	3/9/04	at Toronto	5-0	Ed Belfour
2005-06	61	3/27/04	vs. Atlanta	3-0	Kari Lehtonen
	62	10/17/05	at NY Rangers	4-0	Henrik Lundquist
	63	11/5/05	at Carolina	2-0	Martin Gerber
	64	11/1/05	vs. Carolina	1-0	Martin Gerber
	65	1/3/06	at New Jersey	3-0	Martin Brodeur
	66	1/7/06	at NY Rangers	4-0	Henrik Lundquist
	67	1/21/06	at Anaheim	1-0	Jean Sebastian-Giguere
	68	3/2/06	vs. Montreal	1-0	Cristobal Huet
2006-07	69	3/15/06	vs. Philadelphia	4-0	Robert Esche
	70	10/7/06	at Atlanta	6-0	Kari Lehtonen
	71	10/26/06	at New Jersey	2-0	Martin Brodeur
	72	11/25/06	at Atlanta	1-0	Kari Lehtonen
	73	11/28/06	at Montreal	1-0 SOL	Cristobal Huet
	74	11/30/06	at Ottawa	6-0	Ray Emery
	75	1/30/07	at Pittsburgh	3-0	Marc-Andre Fleury
	76	2/3/07	vs. Los Angeles	7-0	Sean Burke
	77	2/14/07	at Ottawa	4-0	Martin Gerber
2007-08	78	4/3/07	at Washington	1-0	Olaf Kolzig
	79	12/30/07	vs. Philadelphia	1-0	Antero Nittymaki
	80	1/5/08	at Pittsburgh	3-0	Ty Conklin
	81	1/30/08	vs. Buffalo	1-0	Ryan Miller
	82	2/24/08	at NY Rangers	5-0	Henrik Lundqvist
2008-09	83	3/29/08	vs. Washington	3-0	Cristobal Huet
	84	10/25/08	at St. Louis	4-0	Ben Bishop
	85	12/6/08	vs. Boston	4-0	Manny Fernandez
	86	3/17/09	vs. Washington	3-0	Jose Theodore
	86	2/19/09	vs. Chicago	4-0	Cristobal Huet
2009-10	87	10/3/09	vs. Chicago	4-0	Anti Niemi
	88	11/12/09	at Boston	0-1 SOW	Tim Thomas
	89	12/9/09	at Columbus	3-0	Steve Mason
	90	1/7/10	at Montreal	2-0	Jaroslav Halak
	91	1/20/10	at New Jersey	2-0	Martin Brodeur
	92	2/1/10	vs. Anaheim	3-0	Jonas Hiller
	93	2/11/10	vs. Vancouver	3-0	Roberto Luongo
2010-11	94	3/11/10	at Colorado	3-0	Craig Anderson
	95	11/18/10	at Boston	4-0	Tuukka Rask
	96	11/26/10	vs. NY Rangers	3-0	Henrik Lundqvist
	97	12/11/10	at Nashville	3-0	Anders Lindback
	98	3/3/11	vs. Montreal	4-0	Carey Price
	99	3/22/11	at NY Rangers	1-0	Henrik Lundqvist
2011-12	100	3/23/11	at Chicago	4-0	Corey Crawford
	101	10/18/11	at Washington	3-0	Tomas Vokoun
	102	10/20/11	vs. Buffalo	3-0	Ryan Miller
	103	12/23/11	at Boston	8-0	Tuukka Rask
	104	2/7/12	at Washington	4-0	Tomas Vokoun
	105	2/19/12	at Anaheim	2-0	Jonas Hiller
	106	3/1/12	at Winnipeg	7-0	Ondrej Pavelec
2012-13	107	3/8/12	at Philadelphia	5-0	Ilya Bryzgalov
	108	1/21/13	at Ottawa	4-0	Craig Anderson
	109	2/9/13	at Washington	5-0	Braden Holtby
	110	2/14/13	vs. Ottawa	1-0 OTL	Carey Price
	111	2/18/13	vs. Toronto	3-0	Ben Scrivens
	112	3/24/13	at NY Islanders	3-0	Evgeni Nabokov
	113	4/21/13	at Boston	3-0	Tuukka Rask
2013-14	114	4/25/13	vs. Toronto	4-0	James Reimer
	115	10/5/13	at St. Louis	7-0	Jaroslav Halak
	116	10/13/13	vs. Los Angeles	3-0	Ben Scrivens
	117	11/1/13	vs. St. Louis	4-0	Brian Elliott
	118	1/16/14	vs. San Jose	3-0	Alex Stalock
	119	3/22/14	at Los Angeles	4-0	Jonathan Quick
2014-15	120	3/27/14	vs. Carolina	3-0	Anton Khudobin
	121	10/13/14	vs. Ottawa	1-0	Craig Anderson
	122	2/13/15	at Stars	2-0	Kari Lehtonen
	123	2/26/15	vs. Blackhawks	3-0	Corey Crawford
2015-16	124	4/4/15	at Lightning	4-0	Ben Bishop
	125	10/12/15	at Philadelphia	1-0	Michal Neuvirth
	126	1/13/16	at Calgary	6-0	Jonas Hiller
	127	2/8/16	at Detroit	3-0	Petr Mrazek

# PANTHERS RECORDS

1993-2016

## Panthers Overtime Games

### 1993-94

DATE	OPPONENT	RESULT	OT-WINNER
10/6	at Chicago	4-4 Tie	
10/17	vs. Tampa Bay	3-3 Tie	
10/19	vs. Los Angeles	2-2 Tie	
10/21	vs. Toronto	4-3 Loss	Pearson (2:17)
10/30	vs. Tampa Bay	2-1 Win	Lowry (4:56)
11/23	vs. Hartford	2-1 Loss	Kron (3:55)
12/2	vs. Buffalo	2-1 Win	Belanger (:23)
12/12	at Dallas	4-4 Tie	
12/15	vs. Montreal	3-3 Tie	
12/19	vs. Boston	2-1 Loss	Juneau (1:55)
12/28	at Washington	3-3 Tie	
1/8	at Boston	2-2 Tie	
1/13	at Pittsburgh	2-2 Tie	
1/26	at Tampa Bay	1-1 Tie	
1/28	vs. San Jose	3-3 Tie	
2/10	at Philadelphia	4-3 Loss	Lindros (:50)
2/20	vs. Detroit	4-3 Loss	Fedorov (4:26)
3/18	vs. Edmonton	4-4 Tie	
3/21	vs. New Jersey	3-3 Tie	
3/23	vs. Toronto*	1-1 Tie	

\*(Game was played in Hamilton, Ont.)

### 1994-95

DATE	OPPONENT	RESULT	OT-WINNER
2/2	vs. Montreal	1-1 Tie	
2/28	at NY Rangers	0-0 Tie	
3/2	at Philadelphia	2-2 Tie	
3/14	vs. Buffalo	2-1 Loss	Khmylev (:54)
3/18	vs. Philadelphia	4-3 Loss	Lindros (2:13)
3/20	at Quebec	5-4 Loss	Nolan (2:33)
3/29	vs. Hartford	4-4 Tie	
4/8	at NY Islanders	2-2 Tie	
4/30	vs. Washington	2-2 Tie	

### 1995-96

DATE	OPPONENT	RESULT	OT-WINNER
10/31	vs. NY Islanders	5-4 Loss	Sweeney (3:56)
11/16	vs. Vancouver	2-2 Tie	
11/29	vs. Philadelphia	2-1 Loss	Haller (4:30)
12/7	vs. Anaheim	3-3 Tie	
1/10	at Colorado	4-4 Tie	
1/12	at Dallas	6-6 Tie	
1/22	at Philadelphia	1-1 Tie	
2/1	at Boston	2-2 Tie	
2/11	vs. St. Louis	2-2 Tie	
2/16	vs. Colorado	3-2 Loss	Keane (:55)
2/29	vs. Washington	2-2 Tie	
3/13	at NY Rangers	3-3 Tie	
4/12	at NY Islanders	1-1 Tie	

### 1996-97

DATE	OPPONENT	RESULT	OT-WINNER
10/8	vs. NY Rangers	1-1 Tie	
10/16	at San Jose	3-3 Tie	
10/20	at Phoenix	1-1 Tie	
10/29	at NY Rangers	1-1 Tie	
11/11	at Buffalo	3-2 Loss	Audette (4:01)
11/15	vs. NY Islanders	3-3 Tie	
11/22	at Dallas	2-1 Win	Hull (4:55)
11/29	vs. Hartford	1-1 Tie	
12/8	vs. Dallas	1-1 Tie	
12/23	at NY Islanders	4-3 Win	Sheppard (1:46)
12/26	at Tampa Bay	3-3 Tie	
12/28	at Washington	1-1 Tie	
1/14	at Vancouver	4-4 Tie	
1/22	at Hartford	2-1 Loss	Kron (4:46)
2/3	at Montreal	2-2 Tie	
2/6	at Buffalo	1-1 Tie	
2/7	at New Jersey	2-2 Tie	
2/15	at NY Islanders	1-0 Loss	Lapointe (2:46)
2/20	vs. New Jersey	2-2 Tie	
2/22	vs. Philadelphia	4-3 Loss	Lindros (4:03)
2/25	vs. San Jose	2-2 Tie	
2/27	vs. St. Louis	3-2 Win	Niedermayer (3:50)
3/15	vs. Toronto	3-3 Tie	
3/20	at Ottawa	2-2 Tie	
3/29	vs. Tampa Bay	1-1 Tie	
4/6	at Washington	3-3 Tie	

### 1997-98

DATE	OPPONENT	RESULT	OT-WINNER
10/13	vs. NY Islanders	2-2 Tie	
10/23	at Ottawa	2-2 Tie	
10/28	vs. Los Angeles	2-2 Tie	
11/1	vs. Buffalo	4-3 Loss	Ward (1:14)
11/12	vs. NY Islanders	2-2 Tie	
11/22	at New Jersey	2-1 Win	Jovanovski (4:08)
11/30	at NY Rangers	1-1 Tie	

DATE	OPPONENT	RESULT	OT-WINNER
12/5	at Washington	3-2 Loss	Toms (3:32)
12/30	vs. San Jose	2-2 Tie	
1/1	vs. New Jersey	2-1 Win	Niedermayer (1:53)
1/2	at Tampa Bay	2-2 Tie	
1/4	vs. Anaheim	3-3 Tie	
1/9	at Calgary	3-3 Tie	
1/10	at Vancouver	2-2 Tie	
1/24	at San Jose	1-1 Tie	
2/3	vs. Detroit	1-1 Tie	
3/28	at Boston	3-2 Win	Lindsay (3:14)
4/11	at Pittsburgh	3-3 Tie	
4/12	at New Jersey	5-5 Tie	
4/18	at Tampa Bay	2-2 Tie	

### 1998-99

DATE	OPPONENT	RESULT	OT-WINNER
10/16	at Buffalo	2-2 Tie	
10/21	vs. Los Angeles	1-1 Tie	
10/24	at Washington	2-2 Tie	
11/19	at Boston	5-5 Tie	
11/21	at New Jersey	3-3 Tie	
11/22	vs. Philadelphia	2-1 Loss	Jones (:26)
12/1	at NY Rangers	5-4 Loss	Graves (2:10)
12/5	vs. Carolina	3-3 Tie	
1/1	vs. Carolina	3-3 Tie	
1/5	at Phoenix	2-2 Tie	
1/6	at Colorado	2-2 Tie	
1/8	at Vancouver	1-1 Tie	
1/13	vs. Toronto	3-3 Tie	
1/26	at Philadelphia	3-3 Tie	
2/6	at Carolina	3-3 Tie	
2/15	vs. San Jose	2-2 Tie	
2/18	at St. Louis	0-0 Tie	
2/26	at Detroit	5-5 Tie	
3/6	vs. Carolina	2-2 Tie	
3/28	vs. New Jersey	2-2 Tie	
4/14	vs. Montreal	3-2 Win	Nilson (4:05)

### 1999-00

DATE	OPPONENT	RESULT	OT-WINNER
10/9	vs. Detroit	2-2 Tie	
10/16	vs. Anaheim	3-2 Win	Spacek (1:26)
10/22	vs. Calgary	3-2 Loss	Morris (:20)
10/29	at Buffalo	3-2 Loss	Sanderson (4:54)
11/3	at Edmonton	2-2 Tie	
11/20	vs. Pittsburgh	2-1 Win	Wilson (2:57)
12/22	vs. Atlanta	3-3 Tie	
12/26	at Carolina	4-3 Loss	Pratt (:27)
1/21	at Atlanta	3-3 Tie	
1/22	vs. Boston	4-3 Win	Bure (1:31)
2/23	at Washington	3-2 Loss	Simon (:55)
2/26	vs. Carolina	2-1 Loss	O'Neill (2:28)
3/4	vs. St. Louis	1-1 Tie	
4/1	vs. Tampa Bay	3-3 Tie	
4/8	at New Jersey	2-1 Loss	Arnott (:47)

### 2000-01

DATE	OPPONENT	RESULT	OT-WINNER
10/6	vs. Vancouver	4-3 Loss	Jovanovski (2:20)
10/13	vs. Carolina	2-2 Tie	
10/18	at Phoenix	2-1 Loss	Juneau (1:15)
10/22	at Minnesota	0-0 Tie	
10/27	at Nashville	3-3 Tie	
10/30	at New Jersey	6-5 Loss	Holik (1:55)
11/10	vs. Calgary	3-3 Tie	
11/25	vs. Tampa Bay	2-1 Win	Bure (2:47)
11/29	vs. Carolina	2-1 Loss	Battaglia (1:41)
12/4	at Toronto	4-4 Tie	
12/8	at Atlanta	4-3 Loss	Ferraro (:22)
12/13	at Detroit	3-3 Tie	
12/20	vs. Pittsburgh	2-2 Tie	
1/3	at Anaheim	3-2 Loss	Tenkrat (4:01)
1/12	vs. Carolina	2-2 Tie	
1/26	vs. Ottawa	5-4 Loss	Hossa (2:54)
1/27	vs. Tampa Bay	2-1 Win	Bure (:59)
2/21	at Pittsburgh	3-2 Loss	Lemieux (2:10)
3/3	at Atlanta	2-2 Tie	
3/7	vs. San Jose	3-3 Tie	
3/9	vs. Columbus	7-6 Loss	
3/14	vs. Edmonton	2-2 Tie	Kron (:43)
3/20	at Montreal	3-3 Tie	
3/28	vs. Montreal	2-2 Tie	

# PANTHERS RECORDS

1993-2016

## Panthers Overtime Games Continued

### 2001-02

DATE	OPPONENT	RESULT	OT-WINNER
10/16	at Vancouver	2-2 Tie	
10/24	vs. Washington	4-3 Loss	Bondra (:45)
10/28	at Pittsburgh	2-2 Tie	
11/10	vs. Philadelphia	3-2 Loss	LeClair (4:17)
11/17	at Montreal	1-0 Loss	Dykhuis (3:55)
12/26	at Atlanta	3-3 Tie	
1/25	at Carolina	1-1 Tie	
2/4	vs. NY Islanders	6-6 Tie	
2/27	vs. Detroit	3-2 Loss	Hull (4:11)
3/5	at Pittsburgh	6-5 Loss	Kovalev (3:23)
3/9	vs. Nashville	2-2 Tie	
3/13	vs. Calgary	3-3 Tie	
4/6	at Toronto	2-2 Tie	
4/8	at Philadelphia	4-4 Tie	
4/10	at Atlanta	4-4 Tie	
4/14	vs. Tampa Bay	3-2 Loss	Lecavalier (:17)

### 2002-03

DATE	OPPONENT	RESULT	OT-WINNER
10/10	vs. Tampa Bay	4-3 Loss	Prospal (3:34)
10/12	at Atlanta	5-4 Win	Jokinen (4:49)
10/26	vs. Washington	1-1 Tie	
10/30	at Dallas	3-2 Win	V. Bure (3:21)
11/6	vs. Pittsburgh	4-3 Win	V. Bure (2:19)
11/7	at Washington	2-1 Loss	Jagr (3:56)
11/11	vs. Chicago	2-2 Tie	
11/13	at Philadelphia	2-2 Tie	
11/14	at Ottawa	3-2 Loss	White (3:00)
11/19	at Atlanta	4-3 Loss	McEachern (3:23)
11/20	vs. NY Islanders	3-3 Tie	
11/22	at Phoenix	3-3 Tie	
11/24	at Anaheim	4-4 Tie	
12/13	vs. NY Islanders	3-3 Tie	
12/18	vs. Toronto	2-2 Tie	
12/21	at Boston	3-3 Tie	
12/23	vs. Nashville	3-2 Loss	Legwand (:48)
12/28	vs. NY Rangers	2-1 Loss	Kasparaitis (:56)
12/30	at NY Islanders	2-1 Loss	Hamrlik (4:03)
1/8	vs. Detroit	2-1 Loss	Hull (1:34)
1/25	vs. Carolina	3-2 Win	Weiss (3:40)
1/30	at Detroit	2-2 Tie	
2/8	vs. Tampa Bay	4-4 Tie	
2/14	vs. Boston	6-5 Loss	Rolston (:27)
2/24	vs. Buffalo	2-2 Tie	
3/29	at Tampa Bay	1-1 Tie	

### 2003-04

DATE	OPPONENT	RESULT	OT-WINNER
10/11	vs. Boston	1-1 Tie	
10/13	at Carolina	2-2 Tie	
11/22	at Washington	3-2 Win	Weiss (1:43)
11/26	vs. NY Rangers	3-3 Tie	
11/29	at Montreal	1-1 Tie	
12/6	vs. Atlanta	4-3 Loss	Kozlov (2:57)
12/10	vs. Boston	1-1 Tie	
12/13	at Nashville	2-2 Tie	
12/17	vs. Washington	2-2 Tie	
12/22	at Ottawa	3-2 Loss	White (1:34)
12/29	vs. Toronto	4-4 Tie	
12/31	at Tampa Bay	2-2 Tie	
1/8	at Philadelphia	4-3 Win	V. Bure (2:56)
1/11	at Vancouver	2-2 Tie	
1/19	vs. St. Louis	2-1 Loss	Demitra (:48)
1/28	vs. Philadelphia	3-3 Tie	
2/4	at Phoenix	5-4 Win	Jokinen (3:22)
2/18	at Buffalo	1-1 Tie	
2/21	at Washington	2-2 Tie	
2/29	at Chicago	2-2 Tie	
3/11	at Montreal	3-2 Win	Jokinen (1:29)
3/13	vs. NY Rangers	3-2 Win	Jokinen (2:54)
3/23	vs. New Jersey	4-3 Loss	Niedermayer(3:55)
4/4	vs. Carolina	6-6 Tie	

### 2005-06

DATE	OPPONENT	RESULT	OT-WINNER
10/25	at Pittsburgh	4-3 Win	Weiss (:53)
10/27	at Philadelphia	5-4 Loss	Pitkanen (1:13)
11/1	at Montreal	5-4 Loss	Ryder (3:19)
11/9	vs. NY Rangers	4-3 SO Loss	Prucha (SO)
11/15	at Montreal	4-3 Loss	Koivu (4:56)
12/3	vs. Chicago	4-3 Win	Jokinen (3:57)
12/15	vs. Detroit	3-2 Win	Jokinen (1:36)
12/26	vs. Philadelphia	3-2 SO Loss	Handzus (SO)
1/4	at NY Islanders	4-3 Loss	Parrish (2:15)
1/8	at Washington	4-3 SO Win	Nieuwendyk (SO)
1/14	vs. Columbus	5-4 Loss	Vyborny (4:48)
1/24	at Tampa Bay	3-2 Win	Jokinen (3:15)
1/25	vs. Carolina	4-3 SO Loss	Cole (SO)
3/6	at Atlanta	4-3 SO Loss	Kozlov (SO)

DATE	OPPONENT	RESULT	OT-WINNER
3/11	vs. Carolina	4-3 Win	Kwiatkowski (1:14)
3/18	at Washington	4-3 SO Win	Nieuwendyk (SO)
3/20	vs. Tampa Bay	6-5 Win	Jokinen (3:16)
3/24	vs. NY Rangers	3-2 SO Win	Jokinen (SO)
3/27	at Boston	4-3 SO Win	Jokinen (SO)
4/11	at Toronto	6-5 Loss	Kaberle (4:49)
4/13	at Ottawa	5-4 Win	Nieuwendyk (3:30)
4/15	vs. Washington	2-1 SO Loss	Pettinger (SO)
4/18	vs. Atlanta	2-1 Win	Van Ryn (1:34)

### 2006-07

DATE	OPPONENT	RESULT	OT-WINNER
10/9	at Toronto	2-1 SO Loss	Tucker (SO)
10/29	at NY Islanders	4-3 SO Loss	Hilbert (SO)
11/8	vs. NY Rangers	4-3 SO Loss	Nylander (SO)
11/10	at Buffalo	5-4 Loss	Vanek (:19)
11/28	at Montreal	1-0 SO Loss	Koivu (SO)
12/9	at NY Islanders	5-4 SO Loss	Satan (SO)
12/23	vs. Carolina	3-2 Loss	Cole (1:59)
1/4	at Calgary	5-4 Loss	Giordano (4:30)
1/7	at Vancouver	4-3 SO Loss	Green (SO)
1/16	vs. Carolina	3-2 Loss	Williams (1:47)
2/6	at Colorado	5-4 Loss	Sakic (:25)
2/17	vs. Tampa Bay	5-4 Win	Horton (:29)
2/20	at Tampa Bay	3-2 SO Loss	St. Louis (SO)
2/22	vs. Pittsburgh	2-1 Loss	Armstrong (2:39)
2/27	at Washington	6-5 SO Win	Peltonen (SO)
3/1	vs. Dallas	2-1 Win	Jokinen (2:11)
3/24	vs. New Jersey	4-3 SO Loss	Zajac (SO)
3/28	vs. Atlanta	3-2 SO Win	Stumpel (SO)
3/30	vs. Washington	3-2 Win	Gelinas (2:01)
4/1	vs. Carolina	4-3 Loss	Whitney (1:30)
4/7	at Carolina	5-4 Loss	Brind'Amour (4:36)

### 2007-08

DATE	OPPONENT	RESULT	OT-WINNER
10/16	at Montreal	2-1 SO Win	Stumpel (SO)
11/13	at Atlanta	3-2 Loss	Kovalchuk (:25)
11/23	vs. NY Rangers	3-2 SO Win	Jokinen (SO)
11/28	at Washington	2-1 SO Win	Weiss (SO)
12/11	vs. Calgary	2-1 SO Loss	Huselius (SO)
12/22	vs. Toronto	2-1 Loss	Kubina (:34)
1/3	at NY Islanders	4-3 Win	Cullimore (1:33)
1/10	at Atlanta	3-2 SO Win	Jokinen (SO)
1/13	vs. Colorado	4-3 SO Loss	Hejduk (SO)
1/24	vs. Edmonton	4-3 SO Loss	Horcoff (SO)
2/1	vs. Vancouver	4-3 SO Win	Horton (SO)
2/13	vs. Montreal	2-1 Loss	Kovalev (1:43)
2/21	vs. Boston	5-4 SO Loss	Sturm (SO)
2/23	at Philadelphia	2-1 Win	Jokinen (3:44)
2/27	vs. Toronto	4-3 SO Loss	Kaberle (SO)
3/4	at Boston	1-0 Win	Horton (:22)
3/8	vs. Atlanta	3-2 Win	Horton (4:37)
3/20	vs. Carolina	2-1 SO Loss	Samsonov (SO)

### 2008-09

DATE	OPPONENT	RESULT	OT-WINNER
10/11	vs. Atlanta	3-2 Win	Booth (3:54)
11/1	at Nashville	3-2 SO Loss	Erat (SO)
11/18	at Tampa Bay	4-3 SO Win	Horton (SO)
11/26	vs. New Jersey	3-2 Loss	Oduya (4:04)
11/28	vs. NY Rangers	4-3 SO Loss	Zherdev (SO)
12/8	at Ottawa	4-3 Win	Weiss (4:50)
12/12	at Calgary	3-2 SO Win	Weiss (SO)
12/18	at Carolina	2-1 Loss	Corvo (4:16)
12/26	vs. Tampa Bay	4-3 SO Loss	Malone (SO)
1/4	at Montreal	6-5 SO Loss	Markov (SO)
1/16	vs. Philadelphia	3-2 SO Loss	Gagne (SO)
1/19	vs. Buffalo	3-2 SO Loss	Kotalik (SO)
2/3	at Toronto	4-3 Win	McCabe (3:30)
2/10	vs. Toronto	5-4 Win	Zednik (1:08)
2/13	vs. NY Rangers	2-1 SO Win	Zednik (SO)
3/10	at Pittsburgh	4-3 SO Loss	Letang (SO)
3/14	vs. Tampa Bay	4-3 SO Loss	Stamkos (SO)
3/23	vs. Carolina	3-2 Loss	Whitney (1:37)

# PANTHERS RECORDS

1993-2016

## Panthers Overtime Games Continued

### 2009-10

DATE	OPPONENT	RESULT	OT-WINNER
10/2	at Chicago (Helsinki)	4-3 SO Win	Koistinen (SO)
10/23	at Pittsburgh	3-2 SO Loss	Crosby (SO)
10/30	at Dallas	6-5 SO Win	Olesz (SO)
11/12	at Boston	1-0 SO Win	Stillman (SO)
11/14	vs. NY Islanders	5-4 SO Win	Horton (SO)
11/16	vs. Los Angeles	4-3 SO Loss	Johnson (SO)
11/20	at Detroit	2-1 OT Win	McGabe (:40)
11/23	vs. Pittsburgh	3-2 OT Loss	Crosby (3:07)
11/25	vs. NY Rangers	2-1 SO Loss	Parenteau (SO)
12/2	vs. Colorado	6-5 SO Win	Weiss (SO)
12/5	vs. Atlanta	2-1 SO Loss	Peeverley (SO)
12/7	vs. Edmonton	3-2 SO Loss	Horcoff (SO)
12/12	at Pittsburgh	3-2 OT Loss	Malkin (:37)
1/13	vs. Washington	5-4 SO Loss	Fleischmann (SO)
1/21	at NY Islanders	2-1 SO Loss	Schremp (SO)
2/13	vs. Boston	3-2 SO Loss	Recchi (SO)
3/9	at Minnesota	3-2 SO Win	Stillman (SO)
3/13	at San Jose	3-2 OT Win	Allen (2:46)
3/18	vs. Phoenix	4-3 SO Loss	Vrbata (SO)
3/22	vs. Nashville	3-2 OT Loss	Bouillon (1:00)
4/10	at Tampa Bay	4-3 SO Loss	Stamkos (SO)

### 2010-11

DATE	OPPONENT	RESULT	OT-WINNER
11/27	at Tampa Bay	4-3 SO Win	Weiss (SO)
12/4	at Phoenix	2-1 SO Win	Frolik (SO)
12/7	vs. Colorado	4-3 OT Win	Weiss (:43)
12/27	vs. Boston	3-2 SO Loss	Wheeler (SO)
12/31	vs. Montreal	3-2 OT Loss	Wisniewski (3:41)
1/3	at Carolina	4-3 OT Win	Allen (1:16)
1/11	vs. Washington	4-3 OT Win	Wideman (2:51)
1/15	vs. New Jersey	3-2 OT Win	Kulikov (3:36)
1/17	vs. Atlanta	3-2 SO Loss	Burmistrov (SO)
1/19	vs. Columbus	3-2 OT Loss	Umberger (4:06)
1/21	vs. Tampa Bay	2-1 SO Loss	Moore (SO)
2/1	at Toronto	4-3 SO Loss	Armstrong (SO)
2/4	at New Jersey	4-3 OT Win	Olesz (2:00)
2/10	vs. Buffalo	3-2 OT Loss	Myers (4:55)
2/19	at Tampa Bay	3-2 SO Win	Santorelli (SO)
2/25	at Atlanta	2-1 SO Win	Bernier (SO)
3/5	at Atlanta	4-3 OT Loss	Ladd (:25)
3/6	vs. Washington	3-2 OT Loss	Semin (:48)
3/12	vs. Tampa Bay	4-3 OT Win	Garrison (4:44)
3/19	vs. NY Islanders	4-3 SO Loss	Nielsen (SO)
3/27	at Pittsburgh	2-1 SO Loss	Kovalev (SO)
3/29	at Columbus	3-2 SO Loss	Mayorov (SO)

### 2011-12

DATE	OPPONENT	RESULT	OT-WINNER
10/15	vs. Tampa Bay	3-2 SO Win	Goc (SO)
10/31	vs. Winnipeg	4-3 SO Loss	Ladd (SO)
11/3	vs. Chicago	3-2 SO Loss	Kane (SO)
11/6	vs. Tampa Bay	4-3 SO Loss	Moore (SO)
11/25	vs. Tampa Bay	2-1 OT Loss	Stamkos (2:29)
12/9	at Buffalo	2-1 OT Loss	Pominville (2:19)
12/13	vs. New Jersey	3-2 SO Loss	Kovalchuk (SO)
12/16	vs. Calgary	3-2 SO Win	Weiss (SO)
12/18	vs. Carolina	3-2 OT Win	Versteeg (3:08)
12/22	at Ottawa	4-3 OT Loss	Butler (2:02)
1/5	at NY Rangers	3-2 OT Loss	Gaborik (3:29)
1/16	vs. Boston	3-2 SO Loss	Krejci (SO)
1/18	at Colorado	4-3 OT Loss	O'Reilly (3:55)
1/21	at Winnipeg	4-3 SO Loss	Samuelsson (SO)
1/24	vs. Philadelphia	3-2 SO Loss	Giroux (SO)
2/23	vs. Minnesota	3-2 SO Loss	Christensen (SO)
2/25	at Carolina	3-2 SO Win	Weiss (SO)
3/9	vs. Pittsburgh	2-1 SO Loss	Neal (SO)
3/17	vs. Buffalo	3-2 SO Win	Kulikov (SO)
3/23	vs. Edmonton	1-0 SO Loss	Nugent-Hopkins (SO)
3/25	vs. NY Islanders	3-2 SO Loss	Nielsen (SO)
3/27	at Montreal	3-2 SO Win	Wolski (SO)
3/29	at Minnesota	3-2 OT Loss	Koivu (0:15)
4/1	at Detroit	2-1 SO Loss	Hudler (SO)
4/3	vs. Winnipeg	5-4 OT Loss	Ladd (3:12)

### 2012-13

DATE	OPPONENT	RESULT	OT-WINNER
2/5	at Winnipeg	2-3 OT Loss	Little (4:44)
2/7	at Philadelphia	3-2 SO Win	Huberdeau (SO)
2/12	at Washington	5-6 OT Loss	Brouwer (:32)
2/14	vs. Montreal	0-1 OT Loss	Bourque (2:10)
2/16	vs. Lightning	5-6 OT Loss	Poullot (1:19)
2/28	vs. Buffalo	3-4 SO Loss	Vanek (SO)
3/8	vs. Winnipeg	2-3 OT Loss	Byfuglien (4:19)
3/30	vs. New Jersey	3-2 OT Win	Kulikov (1:43)
4/2	at Buffalo	5-4 SO Win	Mueller (SO)

### 2013-14

DATE	OPPONENT	RESULT	OT-WINNER
10/19	vs. Minnesota	2-1 SO Win	Boyes (SO)
10/22	vs. Chicago	3-2 SO Loss	Sharp (SO)
10/27	vs. Tampa Bay	4-3 SO Loss	Stamkos (SO)
11/2	at Washington	3-2 SO Loss	Backstrom (SO)
11/5	vs. Edmonton	4-3 OT Loss	Arcobello (1:55)
11/19	at Vancouver	3-2 SO Win	Huberdeau (SO)
11/22	at Calgary	4-3 SO Loss	Monahan (SO)
12/10	vs. Detroit	3-2 SO Win	Boyes (SO)
12/13	vs. Washington	3-2 SO Win	Kopecky (SO)
12/31	vs. NY Rangers	2-1 SO Loss	Richards (SO)
1/4	vs. Nashville	5-4 SO Win	Kopecky (SO)
1/9	at Buffalo	2-1 SO Win	Boyes (SO)
1/11	at New Jersey	3-2 OT Loss	Zidlicky (4:57)
1/26	at Detroit	5-4 SO Win	Bjugstad (SO)
3/16	vs. Vancouver	4-3 SO Loss	Jensen (SO)
3/25	vs. Ottawa	3-2 SO Win	Pirri (SO)

### 2014-15

DATE	OPPONENT	RESULT	OT-WINNER
10/9/14	Tampa Bay	3-2 Loss	Hedman (1:11)
10/18/14	Washington	2-1 Loss	Backstrom (SO)
10/21/14	Colorado	4-3 Win	Boyes (2:23)
10/25/14	Arizona	2-1 Loss	Ekman-Larsson (2:20)
11/4/14	Boston	2-1 Loss	Marchand (3:27)
11/14/14	NY Islanders	4-3 Loss	Okposo (SO)
11/20/14	San Jose	3-2 Win	Bjugstad (SO)
11/22/14	Nashville	3-2 Loss	Forsberg (SO)
12/4/14	Columbus	4-3 Loss	Johansen (SO)
12/12/14	Detroit	3-2 Win	Trocheck (SO)
12/13/14	Buffalo	4-3 Loss	Zadorov (0:29)
12/16/14	Washington	2-1 Win**	Bjugstad (SO)
12/18/14	Philadelphia	2-1 Win	Bolland (SO)
12/22/14	Pittsburgh	4-3 Loss	Barkov (SO)
12/30/14	Canadiens	2-1 Loss	Parenteau (SO)
1/17/15	Oilers	3-2 Loss	Yakupov (SO)
2/8/15	Nashville	3-2 Loss	Forsberg (SO)
2/15/15	St. Louis	2-1 Loss	Lehtera (SO)
2/19/15	Montreal	3-2 Win	Bolland (SO)
2/24/15	Chicago	3-2 Loss	Toews (SO)
3/5/15	Dallas	4-3 Loss	Sceviour (SO)
3/7/15	Islanders	4-3 Win	Huberdeau (SO)
3/21/15	Boston	2-1 Win	Pirri (SO)
3/28/15	Montreal	3-2 Loss	Pacioretty (2:59)

\*\*= 20-round shootout, longest in NHL History

### 2015-16

Date	Opponent	Result	OT-Winner
10/20	at Pittsburgh	3-2 OT Loss	Malkin (1:21)
10/31	vs. Washington	2-1 OT Win	Kuznetsov (3:44)
11/4	at Anaheim	3-2 SO Loss	Stewart (SO)
11/14	at Tampa Bay	5-4 SO Win	Pirri (SO)
11/21	vs. NY Rangers	5-4 OT Loss	Nash (2:01)
11/27	vs. NY Islanders	3-2 SO Win	Barkov (SO)
11/29	at Red Wings	2-1 OT Win	Campbell (1:20)
12/4	at Columbus	2-1 SO Win	Barkov (SO)
12/20	vs. Vancouver	5-4 SO Win	Barkov (SO)
12/22	vs. Ottawa	2-1 SO Win	Pirri (SO)
1/11	at Vancouver	3-2 OT Loss	Sedin (2:21)
2/6	vs. Pittsburgh	3-2 OT Loss	Letang (1:27)
2/15	vs. Pittsburgh	2-1 SO Win	Jokinen (SO)
2/18	at San Jose	2-1 SO Loss	Pavelski (SO)
2/27	vs. Columbus	4-3 SO Loss	Dubinsky (SO)
3/7	vs. Boston	5-4 OT Loss	Stempniak (4:00)
3/12	vs. Philadelphia	5-4 SO Win	Bjugstad (SO)

# ***PANTHERS RECORDS***

***1993-2016***



# PANTHERS RECORDS

1993-2016

## Panthers Head Coaching Records

YEAR	COACH	GC	W	L	T	OTL	PTS	PCT.	FINISH	PLAYOFFS
1993-94	Roger Neilson	84	33	34	17	-	83	.494	5th Atl.	Did Not Qualify
1994-95	Roger Neilson	48	20	22	6	-	46	.479	5th Atl.	Did Not Qualify
1995-96	Doug MacLean	82	41	31	10	-	92	.561	3rd Atl.	Eastern Conference Champions
1996-97	Doug MacLean	82	35	28	19	-	89	.543	3rd Atl.	Lost Eastern Conf. Quarterfinals
1997-98	Doug MacLean	23	7	12	4	-	18	.391	-	-
	Bryan Murray	59	17	31	11	-	45	.381	6th Atl.	Did Not Qualify
1998-99	Terry Murray	82	30	34	18	-	78	.476	2nd SE	Did Not Qualify
1999-00	Terry Murray	82	43	27	6	6	98	.598	2nd SE	Lost Eastern Conf. Quarterfinals
2000-01	Terry Murray	36	6	18	7	5	24	.333	-	-
	Duane Sutter	46	16	20	6	4	42	.457	3rd SE	Did Not Qualify
2001-02	Duane Sutter	26	6	15	2	3	17	.327	-	-
	Mike Keenan	56	16	29	8	3	43	.384	4th SE	Did Not Qualify
2002-03	Mike Keenan	82	24	36	13	9	70	.427	4th SE	Did Not Qualify
2003-04	Mike Keenan	15	5	8	2	0	12	.400	-	-
	Rick Dudley	40	13	15	9	3	38	.475	-	-
	John Torchetti	27	10	12	4	1	25	.463	4th SE	Did Not Qualify
2005-06	Jacques Martin	82	37	34	-	11	85	.518	4th SE	Did Not Qualify
2006-07	Jacques Martin	82	35	31	-	16	86	.530	4th SE	Did Not Qualify
2007-08	Jacques Martin	82	38	35	-	9	85	.521	3rd SE	Did Not Qualify
2008-09	Peter DeBoer	82	41	30	-	11	93	.567	3rd SE	Did Not Qualify
2009-10	Peter DeBoer	82	32	37	-	13	77	.470	5th SE	Did Not Qualify
2010-11	Peter DeBoer	82	30	40	-	12	72	.430	5th SE	Did Not Qualify
2011-12	Kevin Dineen	82	38	26	-	18	94	.573	1st SE	Lost Eastern Conf. Quarterfinals
2012-13	Kevin Dineen	48	15	27	-	6	36	.375	5th SE	Did Not Qualify
2013-14	Kevin Dineen	16	3	9	0	4	10	0.313	-	-
	Peter Horachek	66	26	36	0	4	56	0.424	7th Atl.	Did Not Qualify
2014-15	Gerard Gallant	82	38	29	-	15	91	0.555	6th Atl.	Did Not Qualify
2015-16	Gerard Gallant	82	47	26	-	9	103	.628	1st Atl.	Lost Eastern Conference QF

## Panthers General Managers

YEAR	GEN. MNGR.	GM	W	L	T	OTL	PTS	PCT.	FINISH	PLAYOFFS
1993-94	Bob Clarke	84	33	34	17	-	83	.494	5th Atl.	Did Not Qualify
1994-95	Bryan Murray	48	20	22	6	-	46	.479	5th Atl.	Did Not Qualify
1995-96	Bryan Murray	82	41	31	10	-	92	.561	3rd Atl.	Eastern Conference Champions
1996-97	Bryan Murray	82	35	28	19	-	89	.543	3rd Atl.	Lost Eastern Conf. Quarterfinals
1997-98	Bryan Murray	82	24	43	15	-	63	.384	6th Atl.	Did Not Qualify
1998-99	Bryan Murray	82	30	34	18	-	78	.476	2nd SE	Did Not Qualify
1999-00	Bryan Murray	82	43	27	6	6	98	.598	2nd SE	Lost Eastern Conf. Quarterfinals
2000-01	Bryan Murray	36	6	18	7	5	24	.333	-	-
	Bill Torrey	46	16	20	6	4	42	.457	3rd SE	Did Not Qualify
2001-02	Bill Torrey	26	6	15	2	3	17	.327	-	-
	Chuck Fletcher	56	16	29	8	3	43	.384	4th SE	Did Not Qualify
2002-03	Rick Dudley	82	24	36	13	9	70	.427	4th SE	Did Not Qualify
2003-04	Rick Dudley	82	28	35	15	4	75	.457	4th SE	Did Not Qualify
2005-06	Mike Keenan	82	37	34	-	11	85	.518	4th SE	Did Not Qualify
2006-07	Jacques Martin	82	35	31	-	16	86	.530	4th SE	Did Not Qualify
2007-08	Jacques Martin	82	38	35	-	9	85	.521	3rd SE	Did Not Qualify
2008-09	Jacques Martin	82	41	30	-	11	93	.567	3rd SE	Did Not Qualify
2009-10	Randy Sexton	82	32	37	-	13	77	.470	5th SE	Did Not Qualify
2010-11	Dale Tallon	82	30	40	-	12	72	.430	5th SE	Did Not Qualify
2011-12	Dale Tallon	82	38	26	-	18	94	.573	1st SE	Lost Eastern Conf. Quarterfinals
2012-13	Dale Tallon	48	15	27	-	6	36	.375	5th SE	Did Not Qualify
2013-14	Dale Tallon	82	29	45	0	8	66	.402	7th Atl.	Did Not Qualify
2014-15	Dale Tallon	82	38	29	-	15	91	0.555	6th Atl.	Did Not Qualify
2015-16	Dale Tallon	82	47	26	-	9	103	.628	1st Atl.	Lost Eastern Conference Quarterfinals

# FLORIDIA PANTHERS ALL TIME LEADERS

## Most Games Played

### SINGLE SEASON

Bill Lindsay..... 84 - 1993-94  
Gord Murphy..... 84 - 1993-94  
Tom Fitzgerald..... 83 - 1993-94  
Brian Campbell..... 82 - 2014-15  
Brian Campbell..... 82 - 2013-14  
Brian Campbell..... 82 - 2011-12  
Tomas Fleischmann..... 82 - 2011-12  
Mike Weaver..... 82 - 2011-12  
Marty Reasoner..... 82 - 2010-11  
Mike Weaver..... 82 - 2010-11  
David Booth..... 82 - 2010-11  
Mike Santorelli..... 82 - 2010-11  
Keith Ballard..... 82 - 2009-10  
Micahel Frolik..... 82 - 2009-10  
Bryan McCabe..... 82 - 2009-10  
Steven Reinprecht..... 82 - 2009-10  
Keith Ballard..... 82 - 2008-09  
Jay Bouwmeester..... 82 - 2008-09  
Jay Bouwmeester..... 82 - 2007-08  
Nathan Horton..... 82 - 2007-08  
Olli Jokinen..... 82 - 2007-08

## Most Goals

### SINGLE SEASON

Pavel Bure..... 59 (2000-01)  
Pavel Bure..... 58 (1999-00)  
Olli Jokinen..... 39 (2006-07)  
Olli Jokinen..... 38 (2005-06)  
Olli Jokinen..... 36 (2002-03)  
Olli Jokinen..... 34 (2007-08)  
Scott Mellanby..... 32 (1995-96)  
Ray Whitney..... 32 (1997-98)  
Nathan Horton..... 31 (2006-07)  
David Booth..... 31 (2008-09)

## Most Assists

### SINGLE SEASON

Viktor Kozlov..... 53 (1999-00)  
Olli Jokinen..... 52 (2006-07)  
Olli Jokinen..... 51 (2005-06)  
Robert Svehla..... 49 (1995-96)  
Brian Campbell..... 49 (2011-12)  
Stephen Weiss..... 47 (2008-09)  
Jussi Jokinen..... 42 (2015-16)  
Ray Whitney..... 42 (1999-00)  
Jay Bouwmeester..... 41 (2005-06)  
Robert Svehla..... 40 (1999-00)

## Most Points

### SINGLE SEASON

Pavel Bure..... 94 (1999-00)  
Pavel Bure..... 92 (2000-01)  
Olli Jokinen..... 91 (2006-07)  
Olli Jokinen..... 89 (2005-06)  
Ray Whitney..... 71 (1999-00)  
Olli Jokinen..... 71 (2007-08)  
Scott Mellanby..... 70 (1995-96)  
Viktor Kozlov..... 70 (1999-00)  
Jaromir Jagr..... 66 (2015-16)  
Olli Jokinen..... 65 (2002-03)

## Most PIM

### SINGLE SEASON

Peter Worrell..... 354 (2001-02)  
Paul Laus..... 313 (1996-97)  
Paul Laus..... 293 (1997-98)  
Peter Worrell..... 258 (1998-99)  
Brad Ference..... 254 (2001-02)  
Peter Worrell..... 248 (2000-01)  
Paul Laus..... 236 (1995-96)  
Paul Laus..... 218 (1998-99)  
Todd Simpson..... 202 (1999-00)  
Peter Worrell..... 193 (2002-03)

Bryan Allen..... 82 - 2006-07  
Jay Bouwmeester..... 82 - 2006-07  
Olli Jokinen..... 82 - 2006-07  
Martin Gelnas..... 82 - 2006-07  
Nathan Horton..... 82 - 2006-07  
Ruslan Salei..... 82 - 2006-07  
Jay Bouwmeester..... 82 - 2005-06  
Martin Gelnas..... 82 - 2005-06  
Olli Jokinen..... 82 - 2005-06  
Olli Jokinen..... 82 - 2003-04  
Lyle Odelein..... 82 - 2003-04  
Jay Bouwmeester..... 82 - 2002-03  
Marcus Nilson..... 82 - 2002-03  
Ivan Majesky..... 82 - 2002-03  
Robert Svehla..... 82 - 2001-02  
Pavel Bure..... 82 - 2000-01  
Robert Svehla..... 82 - 2000-01  
Todd Simpson..... 82 - 1999-00  
Jaroslav Spacek..... 82 - 1999-00  
Robert Svehla..... 82 - 1999-00  
Radek Dvorak..... 82 - 1998-99  
Bill Lindsay..... 82 - 1997-98

### CAREER

Olli Jokinen..... 188  
Scott Mellanby..... 157  
Pavel Bure..... 152  
Stephen Weiss..... 145  
Nathan Horton..... 142  
Radek Dvorak..... 113  
Viktor Kozlov..... 101  
Rob Niedermayer..... 101  
Ray Whitney..... 97  
David Booth..... 87

### CAREER.....ASSISTS

Stephen Weiss..... 249  
Olli Jokinen..... 231  
Robert Svehla..... 229  
Scott Mellanby..... 197  
Viktor Kozlov..... 190  
Rob Niedermayer..... 165  
Radek Dvorak..... 155  
Nathan Horton..... 153  
Jay Bouwmeester..... 150  
Brian Campbell..... 147

### CAREER

Olli Jokinen..... 419  
Stephen Weiss..... 394  
Scott Mellanby..... 354  
Nathan Horton..... 295  
Viktor Kozlov..... 291  
Robert Svehla..... 290  
Radek Dvorak..... 268  
Rob Niedermayer..... 266  
Pavel Bure..... 251  
Ray Whitney..... 227

### CAREER

Paul Laus..... 1702  
Peter Worrell..... 1375  
Scott Mellanby..... 953  
Ed Jovanovski..... 619  
Bill Lindsay..... 609  
Robert Svehla..... 603  
Olli Jokinen..... 597  
Rob Niedermayer..... 435  
Brad Ference..... 432  
Brian Skrudland..... 401

Scott Mellanby..... 82 - 1996-97  
Robert Svehla..... 82 - 1996-97

### CAREER

Stephen Weiss..... 654  
Radek Dvorak..... 613  
Robert Svehla..... 573  
Olli Jokinen..... 567  
Scott Mellanby..... 552  
Paul Laus..... 530  
Rob Niedermayer..... 518  
Bill Lindsay..... 506  
Jay Bouwmeester..... 471  
Dmitry Kulikov..... 460

# FLORIDIA PANTHERS

# ALL TIME LEADERS

## Most Power Play Goals

### SINGLE SEASON

Scott Mellanby	19 (1995-96)
Pavel Bure.....	19 (2000-01)
Olli Jokinen .....	18 (2007-08)
Scott Mellanby	17 (1993-94)
Olli Jokinen .....	14 (2005-06)
Ray Sheppard	13 (1996-97)
Olli Jokinen .....	13 (2002-03)
Stephen Weiss	12 (2009-10)
Ray Whitney .....	12 (1997-98)
Rob Niedermayer	11 (1995-96)
Jesse Belanger	11 (1993-94)
David Booth .....	11 (2008-09)
Pavel Bure.....	11 (1999-00)

### CAREER

Scott Mellanby .....	66
Olli Jokinen.....	65
Stephen Weiss.....	48
Pavel Bure.....	44
Nathan Horton.....	37
Viktor Kozlov.....	36
Rob Niedermayer.....	33
Ray Whitney.....	29
Robert Svehla.....	26
Ray Sheppard .....	25

## Most Short-Handed Goals

### SINGLE SEASON

Tom Fitzgerald	6 (1995-96)
Pavel Bure.....	5 (2000-01)
Radek Dvorak .....	4 (2008-09)
Radek Dvorak .....	4 (1998-99)
Tom Fitzgerald .....	3 (1993-94)
Bill Lindsay .....	3 (1995-96)
Radek Dvorak .....	3 (2009-10)
Olli Jokinen .....	3 (2002-03)
Radek Dvorak .....	3 (1997-98)
Gregory Campbell	2 (2007-08)
Brian Skrudland	2 (1993-94)
Nathan Horton .....	2 (2009-10)
Jozef Stumpel .....	2 (2006-07)

Olli Jokinen .....	2 (2003-04)
Pavel Bure.....	2 (1999-00)
Bill Lindsay .....	2 (1997-98)
Viktor Kozlov .....	2 (1997-98)
Tom Fitzgerald .....	2 (1996-97)
Stephen Weiss .....	2 (2010-11)

### CAREER

Radek Dvorak.....	16
Tom Fitzgerald.....	12
Pavel Bure* .....	9
Bill Lindsay.....	8
Olli Jokinen.....	8
Viktor Kozlov.....	5

Nathan Horton.....	5
Stephen Weiss.....	4
Marcus Nilson.....	3
Jozef Stumpel.....	3
Gregory Campbell .....	3
Jody Hull.....	3
Brian Skrudland .....	3

## Most Game-Winning Goals

### SINGLE SEASON

Pavel Bure.....	14 (1999-00)
Olli Jokinen .....	9 (2005-06)
Aleksander Barkov	8 (2015-16)
Olli Jokinen .....	8 (2006-07)
Olli Jokinen .....	8 (2003-04)
Pavel Bure.....	8 (2000-01)
Johan Garpenlov	7 (1995-96)
Ray Sheppard .....	7 (1996-97)
Ray Whitney .....	6 (1998-99)
Rob Niedermayer	6 (1995-96)
David Booth .....	6 (2007-08)
Stephen Weiss .....	6 (2011-12)
Olli Jokinen.....	6 (2002-03)

### CAREER

Olli Jokinen.....	36
Stephen Weiss.....	23
Pavel Bure* .....	23
Scott Mellanby .....	22
Rob Niedermayer.....	19
Nathan Horton.....	16
David Booth .....	16
Radek Dvorak.....	14
Jody Hull.....	14
Bill Lindsay.....	13

## Most Shots On Goal

### SINGLE SEASON

Pavel Bure .....	384 (2000-01)
Pavel Bure .....	360 (1999-00)
Olli Jokinen .....	351 (2006-07)
Olli Jokinen .....	351 (2005-06)
Olli Jokinen .....	341 (2007-08)
Olli Jokinen .....	280 (2003-04)
David Booth .....	280 (2010-11)
David Booth .....	246 (2008-09)
Olli Jokinen .....	240 (2002-03)
Pavel Bure.....	238 (2001-02)

### CAREER

Olli Jokinen.....	1837
Scott Mellanby .....	1296
Stephen Weiss.....	1240
Viktor Kozlov.....	1177
Radek Dvorak.....	1137
Pavel Bure* .....	1026
Robert Svehla.....	995
Nathan Horton.....	962
David Booth .....	949
Jay Bouwmeester .....	922

## Best Plus/Minus

### SINGLE SEASON

Brian Campbell	+31 (2015-16)
Martin Gelinias	+27 (2005-06)
Pavel Bure.....	+25 (1999-00)
Jussi Jokinen.....	+25 (2015-16)
Viktor Kozlov .....	+24 (1999-00)
Jaromir Jagr .....	+23 (2015-16)
Jay Bouwmeester	+23 (2006-07)
Robert Svehla .....	+23 (1999-00)
Jassen Cullimore	+21 (2007-08)
Rhett Warrenner	+20 (1996-97)

### CAREER

Martin Gelinias.....	+34
Paul Laus .....	+31
Jaromir Jagr .....	+30
Aaron Ekblad .....	+30
Nathan Horton.....	+27
Jussi Jokinen.....	+23
Brian Skrudland .....	+23
Mike Hough .....	+20
Reilly Smith .....	+19
Jaroslav Spacek.....	+18

# FLORIDIA PANTHERS ALL TIME LEADERS

## Most Games By A Goaltender

### SINGLE SEASON

Roberto Luongo	75 (2005-06)
Roberto Luongo	72 (2003-04)
Tomas Vokoun	69 (2007-08)
Roberto Luongo	65 (2002-03)
Tomas Vokoun	63 (2009-10)
Roberto Luongo	62 (2015-16)
Roberto Luongo	61 (2014-15)
John Vanbiesbrouck	60 (1997-98)
Tomas Vokoun	59 (2008-09)
Sean Burke	59 (1998-99)

### CAREER

Roberto Luongo	454
John Vanbiesbrouck	268
Tomas Vokoun	248
Scott Clemmensen	120
Mark Fitzpatrick	119
Trevor Kidd	103
Jose Theodore	68
Sean Burke	66
Ed Belfour	58
Craig Anderson	53

## Most Wins By A Goaltender

### SINGLE SEASON

Roberto Luongo	35 (2005-06)
Tomas Vokoun	30 (2007-08)
Roberto Luongo	28 (2014-15)
Ed Belfour	27 (2006-07)
John Vanbiesbrouck	27 (1996-97)
John Vanbiesbrouck	26 (1995-96)
Tomas Vokoun	26 (2008-09)
Roberto Luongo	25 (2003-04)
Tomas Vokoun	23 (2009-10)
Jose Theodore	22 (2011-12)
Tomas Vokoun	22 (2010-11)
Sean Burke	21 (1998-99)

John Vanbiesbrouck	21 (1993-94)
Roberto Luongo	20 (2002-03)
John Vanbiesbrouck	18 (1997-98)
Tim Thomas	16 (2013-14)

Jose Theodore	26
Craig Anderson	24
Sean Burke	23

### CAREER

Roberto Luongo	177
John Vanbiesbrouck	106
Tomas Vokoun	101
Mark Fitzpatrick	43
Scott Clemmensen	40
Trevor Kidd	28
Ed Belfour	27

## Most Shutouts

### SINGLE SEASON

Tomas Vokoun	7 (2009-10)
Roberto Luongo	7 (2003-04)
Tomas Vokoun	6 (2010-11)
Tomas Vokoun	6 (2008-09)
Roberto Luongo	6 (2002-03)
Roberto Luongo	5 (2000-01)
Tomas Vokoun	4 (2007-08)
Roberto Luongo	4 (2005-06)
Roberto Luongo	4 (2001-02)

John Vanbiesbrouck	4 (1997-98)
John Vanbiesbrouck	4 (1994-95)
Jose Theodore	3 (2011-12)
Craig Anderson	3 (2008-09)
Roberto Luongo	2 (2014-15)

Craig Anderson	5
Mark Fitzpatrick	4
Sean Burke	3
Scott Clemmensen	3
Trevor Kidd	3
Jose Theodore	3

### CAREER

Roberto Luongo	29
Tomas Vokoun	23
John Vanbiesbrouck	13

## All-Time Panthers Record By Month

SEASON	OCTOBER	NOVEMBER	DECEMBER	JANUARY	FEBRUARY	MARCH	APRIL	MAY
1993-94	4-5-3-0	4-8-0-0	7-2-3-0	6-2-4-0	5-9-0-0	6-6-3-0	1-2-4-0	NA
1994-95	NA	NA	NA	3-4-0-0	4-7-2-0	6-5-2-0	5-6-2-0	2-0-0-0
1995-96	7-4-0-0	10-2-1-0	8-4-1-0	6-4-3-0	4-5-3-0	3-9-1-0	3-3-1-0	NA
1996-97	8-0-4-0	7-3-2-0	5-6-3-0	6-5-1-0	3-5-5-0	4-7-3-0	2-2-1-0	NA
1997-98	3-6-3-0	5-7-2-0	6-7-1-0	4-5-5-0	0-4-1-0	3-10-0-0	3-4-3-0	NA
1998-99	3-3-3-0	5-5-2-0	5-5-1-0	5-4-6-0	4-5-4-0	5-6-2-0	3-6-0-0	NA
1999-00	6-3-1-2	7-3-1-0	7-4-1-1	9-4-1-0	5-6-0-2	7-6-1-0	2-1-1-1	NA
2000-01	1-3-3-3	4-6-1-1	2-10-3-1	5-8-1-2	5-5-0-1	3-4-5-1	2-2-0-0	NA
2001-02	3-7-2-1	3-7-0-2	6-6-1-0	4-10-1-0	1-5-1-1	4-7-2-1	1-2-3-1	NA
2002-03	4-5-1-1	3-3-5-3	3-3-3-3	5-8-1-1	4-5-2-1	4-10-1-0	1-2-0-0	NA
2003-04	4-5-2-0	5-8-2-0	3-3-5-2	5-6-2-1	6-4-3-0	5-8-0-1	0-1-1-0	NA
2005-06	6-5-0-1	1-9-0-3	8-6-0-1	5-5-0-3	3-2-0-0	10-4-0-1	4-3-0-2	NA
2006-07	5-7-0-2	3-7-0-3	7-5-0-2	4-3-0-4	6-3-0-3	9-4-0-1	1-1-0-2	NA
2007-08	5-7-0-0	6-7-0-0	6-5-0-2	4-7-0-2	6-6-0-3	8-3-0-1	2-1-0-0	NA
2008-09	4-5-0-0	5-6-0-3	7-5-0-2	7-2-0-3	8-5-0-0	7-5-0-3	3-2-0-0	NA
2009-10	4-7-0-1	6-5-0-3	6-6-0-3	8-4-0-2	0-5-0-1	6-7-0-2	2-3-0-1	NA
2010-11	4-5-0-0	6-7-0-0	6-5-0-2	6-5-0-3	4-7-0-2	3-8-0-5	1-3-0-0	NA
2011-12	6-4-0-1	7-3-0-3	7-5-0-3	2-3-0-4	8-5-0-1	7-5-0-4	1-1-0-2	NA
2012-13	NA	NA	NA	2-5-0-0	4-4-0-5	5-10-0-1	4-8-0-0	NA
2013-14	3-7-0-2	4-8-0-3	8-5-0-1	6-6-0-1	1-4-0-0	5-11-0-1	2-4-0-0	NA
2014-15	3-2-0-3	6-4-0-3	7-4-0-3	5-6-0-1	6-6-0-3	8-5-0-2	3-2-0-0	N/A
2015-16	5-4-2	5-5-2	11-3-0	8-3-1	6-4-3	8-6-1	4-1-0	NA

TOTALS .....88-94-22-19 103-112-0-301 25-99-22-26 116-109-0-27 93-111-21-26 126-146-20-23 50-60-16-9 2-0-0-0

# FLORIDA PANTHERS ALL TIME LEADERS

## All-Time Record At The All-Star Break And At The Halfway Point

SEASON	DATE OF ALL-STAR GAME (HOST TEAM)	RECORD BEFORE	RECORD AFTER	1ST HALF OF SEASON	2ND HALF OF SEASON	OVERALL RECORD
1993-94	January 22 (NY Rangers)	19-17-8-0	14-17-9-0	17-17-8-0	16-17-9-0	33-34-17-0
1994-95	No All-Star Game	NA	NA	9-12-3-0	11-10-3-0	20-22-6-0
1995-96	January 20 (Boston)	28-12-4-0	13-19-6-0	27-12-2-0	14-19-8-0	41-31-10-0
1996-97	January 18 (San Jose)	22-12-10-0	13-16-9-0	21-11-9-0	14-17-10-0	35-28-19-0
1997-98	January 18 (Vancouver)	15-23-10-0	9-20-5-0	15-20-6-0	9-23-9-0	24-43-15-0
1998-99	January 24 (Tampa Bay)	17-16-11-0	13-18-9-0	15-15-11-0	15-19-7-0	30-34-18-0
1999-00	February 6 (Toronto)	30-15-4-3	13-12-2-3	24-11-3-3	19-16-3-3	43-27-6-6
2000-01	February 4 (Colorado)	12-27-8-7	10-11-5-2	8-20-7-6	14-18-6-3	22-38-13-9
2001-02	February 2 (Los Angeles)	16-30-5-3	6-14-5-3	13-22-3-3	9-22-7-3	22-44-10-6
2002-03	February 2 (Florida)	15-19-10-8	9-17-3-1	12-12-9-8	12-24-4-1	24-36-13-9
2003-04	February 8 (Minnesota)	18-23-11-3	10-12-4-1	13-17-9-2	15-18-6-2	28-35-15-4
2005-06	February 14-27 (Olympics)	22-27-0-8	15-7-0-3	16-20-0-5	21-14-0-6	37-34-0-11
2006-07	January 24 (Dallas)	17-20-0-9	18-10-0-7	15-19-0-7	20-12-0-9	35-31-0-16
2007-08	January 27 (Atlanta)	22-24-0-5	16-11-0-4	19-19-0-3	19-16-0-6	38-35-0-9
2008-09	January 25 (Montreal)	21-17-0-8	20-13-0-3	19-16-0-6	22-14-0-5	41-30-0-11
2009-10	February 13-28 (Olympics)	24-27-0-10	8-10-0-3	16-18-0-7	16-19-0-6	32-37-0-13
2010-11	January 30 (Carolina)	22-22-0-5	8-18-0-7	19-20-0-2	11-20-0-10	30-40-0-12
2011-12	January 29 (Ottawa)	22-15-0-11	16-11-0-7	20-13-0-8	18-13-0-10	38-26-0-18
2012-13	No All-Star Game	NA	NA	7-12-0-5	8-15-0-1	15-27-0-6
2013-14	Feb 8-26 (Olympics)	22-29-0-7	7-16-0-1	15-20-0-6	14-25-0-2	29-45-0-8
2014-15...	January 25 (Columbus)	20-14-0-10	18-15-0-5	20-12-0-9	18-17-0-6	38-29-0-15
2015-16	January 31 (Nashville)	29-15-0-5	18-11-0-4	25-12-0-4	22-14-0-5	47-26-0-9
<b>TOTALS</b>		<b>411-419-81-102</b>	<b>254-278-57-54</b>	<b>365-350-70-84</b>	<b>337-382-72-78</b>	<b>702-732-142-162</b>

## All-Time Panthers Record By Day Of The Week

SEASON	SUNDAY	MONDAY	TUESDAY	WEDNESDAY	THURSDAY	FRIDAY	SATURDAY
1993-94	6-4-3-0	4-4-1-0	2-7-3-0	8-4-4-0	5-6-2-0	1-6-2-0	7-3-2-0
1994-95	4-2-1-0	2-2-0-0	1-5-1-0	4-4-1-0	4-1-2-0	0-4-0-0	5-4-1-0
1995-96	8-2-1-0	5-1-1-0	9-4-0-0	2-8-2-0	5-5-4-0	3-2-2-0	9-9-0-0
1996-97	5-4-3-0	2-4-1-0	3-3-4-0	6-8-1-0	7-2-4-0	4-1-3-0	8-6-3-0
1997-98	4-4-3-0	0-5-1-0	1-5-3-0	3-11-1-0	6-6-1-0	2-5-2-0	8-7-4-0
1998-99	2-1-1-0	3-4-1-0	0-2-2-0	9-11-3-0	4-2-2-0	4-3-4-0	8-11-5-0
1999-00	0-3-0-1	3-4-0-0	2-2-0-0	14-5-2-1	2-5-0-0	5-5-1-2	17-3-3-2
2000-01	1-0-1-0	3-5-1-1	2-2-1-0	5-8-5-4	1-2-0-0	5-9-4-4	5-12-1-0
2001-02	1-1-1-1	3-4-2-0	1-4-1-1	6-11-3-2	2-4-0-0	7-4-1-0	2-16-2-2
2002-03	1-1-1-0	3-4-2-2	1-4-0-1	7-8-3-1	3-4-1-3	4-3-2-1	5-12-4-1
2003-04	0-1-3-0	3-4-2-2	3-4-0-1	4-8-6-0	5-3-0-0	5-6-0-0	8-9-4-1
2005-06	4-0-0-0	3-6-0-2	6-2-0-3	5-4-0-3	6-6-0-1	8-5-0-0	5-11-0-2
2006-07	0-1-0-2	1-2-0-1	6-8-0-4	5-3-0-1	7-8-0-2	6-1-0-1	10-8-0-5
2007-08	3-3-0-1	2-1-0-0	6-3-0-2	5-6-0-2	8-5-0-3	8-4-0-0	6-13-0-1
2008-09	5-3-0-1	2-2-0-2	10-3-0-1	2-3-0-1	10-7-0-1	3-4-0-3	9-8-0-2
2009-10	3-2-0-0	3-3-0-4	3-5-0-0	5-6-0-2	4-6-0-2	6-5-0-1	8-10-0-4
2010-11	2-3-0-2	2-3-0-2	4-5-0-2	2-12-0-1	5-7-0-1	5-5-0-2	10-5-0-2
2011-12	5-3-0-3	5-0-0-2	8-4-0-3	2-2-0-1	4-7-0-5	2-7-0-4	12-3-0-0
2012-13	2-5-0-0	0-2-0-0	5-5-0-2	NA	5-6-0-2	0-1-0-1	3-8-0-1
2013-14	5-5-0-2	2-3-0-0	9-8-0-3	0-1-0-0	5-11-0-0	4-7-0-1	4-10-0-2
2014-15	5-4-2	1-6-0	7-7-3	1-1-0	12-4-3	5-1-1	7-6-6
2015-16	5-3-0-0	3-6-0-2	14-2-0-1	0-1-0-1	11-6-0-1	4-2-0-0	11-6-4
<b>TOTALS</b>	<b>66-52-18-15</b>	<b>52-69-12-18</b>	<b>89-92-15-26</b>	<b>95-124-31-19</b>	<b>110-107-16-23</b>	<b>87-88-21-21</b>	<b>156-174-29-31</b>

## All-Time Panthers Record By Conference

SEASON	EASTERN	WESTERN	OVERALL
1993-94	24-23-11-0	9-11-6-0	33-34-17-0
1994-95	20-22-6-0	NA	20-22-6-0
1995-96	29-22-5-0	12-9-5-0	41-31-10-0
1996-97	23-20-13-0	12-8-6-0	35-28-19-0
1997-98	22-26-8-0	2-17-7-0	24-43-15-0
1998-99	22-25-11-0	8-9-7-0	30-34-18-0
1999-00	31-20-3-5	12-7-3-1	43-27-6-6
2000-01	16-32-7-5	6-6-6-4	22-38-13-9
2001-02	16-32-7-5	6-12-3-1	22-44-10-6
2002-03	20-24-9-7	4-12-4-2	24-36-13-9
2003-04	24-25-12-3	4-10-3-1	28-35-15-4
2005-06	33-29-0-10	4-5-0-1	37-34-0-11
2006-07	33-26-0-13	2-5-0-3	35-31-0-16
2007-08	34-32-0-6	4-3-0-3	38-35-0-9
2008-09	33-21-0-10	8-9-0-1	41-30-0-11
2009-10	25-30-0-9	7-7-0-4	32-37-0-13
2010-11	23-31-0-10	7-9-0-2	30-40-0-12
2011-12	33-19-0-12	5-7-0-6	38-26-0-18
2012-13	15-27-0-6	NA	15-27-0-6
2013-14	20-30-0-4	9-15-0-4	29-45-0-8
2014-15	27-19-8	11-10-7	38-29-15
2015-16	35-13-6	12-13-3	47-26-0-9
<b>TOTALS</b>	<b>538-518-92-115</b>	<b>135-169-50-39</b>	<b>702-732-142-162</b>



# FLORIDA PANTHERS ALL TIME LEADERS

## Season-By-Season Streaks

SEASON	LONG WIN STREAK	LONG LOSING STREAK	LONG UNBEATEN	LONG WINLESS
1993-94	4 Games (1/15 - 1/24)	5 Games (2/24 - 3/4)	9 Games (1/8 - 1/30)	8 Games (3/28 - 4/12)
1994-95	3 Games (three times)	4 Games (2/17 - 2/23)	3 Games (six times)	4 Games (three times)
1995-96	7 Games (11/2 - 11/14)	5 Games (3/2 - 3/11)	8 Games (11/2 - 11/16)	9 Games (2/24 - 3/13)
1996-97	4 Games (twice)	4 Games (3/1 - 3/9)	12 Games (10/5 - 10/30)	6 Games (twice)
1997-98	3 Games (three times)	13 Games (2/7 - 3/23)	6 Games (12/26 - 1/4)	15 Games (2/1 - 3/23)
1998-99	3 Games (4/12 - 4/17)	7 Games (3/31 - 4/10)	5 Games (1/5 - 1/13)	8 Games (3/28 - 4/10)
1999-00	5 Games (1/8 - 1/17)	3 Games (2/19 - 2/23)	5 Games (1/8 - 1/17)	3 Games (twice)
2000-01	4 Games (2/10 - 2/19)	6 Games (2/21 - 3/2)	4 Games (twice)	9 Games (2/21 - 3/9)
2001-02	2 Games (3 times)	7 Games (2/9 - 3/5)	4 Games (3/8 - 3/15)	7 Games (2/9 - 3/5)
2002-03	3 Games (2/18 - 2/22)	5 Games (twice)	4 Games (3 times)	8 Games (11/11 - 11/24)
2003-04	3 Games (twice)	5 Games (3/19 - 3/27)	5 Games (2/18 - 2/25)	6 Games (11/26 - 12/10)
2005-06	7 Games (3/17 - 3/29)	10 Games (11/1 - 11/23)	7 Games (3/17 - 3/29)	10 Games (11/1 - 11/23)
2006-07	4 Games (2/24 - 3/3)	6 Games (11/22 - 12/2)	4 Games (2/24 - 3/3)	6 Games (11/22 - 12/2)
2007-08	7 Games (3/2 - 3/16)	4 Games (11/7 - 11/13)	7 Games (3/2 - 3/16)	4 Games (11/7 - 11/13)
2008-09	3 Games (four times)	6 Games (10/25 - 11/8)	3 Games (four times)	6 Games (10/25 - 11/8)
2009-10	3 Games (five times)	7 Games (2/1 - 3/2)	3 Games (five times)	7 Games (2/1 - 3/2)
2010-11	3 Games (two times)	10 Games (3/19 - 4/8)	3 Games (two times)	10 Games (3/19 - 4/8)
2011-12	5 Games (3/11- 3/20)	5 Games (3/29- 4/5)	5 Games (3/11- 3/20)	5 Games (3/29- 4/5)
2012-13	3 Games (3/28 - 4/2)	6 Games (twice)	3 Games (3/28 - 4/2)	6 Games (twice)
2013-14	5 Games (12/10-12/19)	9 Games (10/22-11/10)	5 Games (12/10-12/19)	9 Games (10/22-11/10)
2014-15	3 Games (twice)	2 Games (nine times)	7 games (10/17-11/4)	5 games (1/13-1/27)
2015-16	12 Games (12/15-1/10)	3 Games (1/13-1/18)	13 games (12/15-1/11)	5 Games (10/30-11/7)

# FLORIDA PANTHERS ALL TIME SPECIAL TEAMS

## Power Play

SEASON	GAMES	ADV	PPGF	PCT.	RANK
1993-94	84	409	65	15.9	21/26
1994-95	48	222	29	13.1	24/26
1995-96	82	468	81	17.3	16/26
1996-97	82	352	50	14.2	21/26
1997-98	82	409	55	13.4	17/26
1998-99	82	380	51	13.4	22/27
1999-00	82	338	58	17.2	8/28
2000-01	82	353	46	13.0	27/30
2001-02	82	341	50	14.7	T-19/30
2002-03	82	347	49	14.1	24/30
2003-04	82	310	52	16.8	12/30
2005-06	82	411	63	15.3	24/30
2006-07	82	337	61	18.1	12/30
2007-08	82	313	60	19.2	6/30
2008-09	82	308	51	16.6	24/30
2009-10	82	309	44	14.2	29/30
2010-11	82	267	35	13.1	30/30
2011-12	82	286	53	18.5	T-7/30
2012-13	48	142	29	20.4	6/30
2013-14	82	269	27	10.0	30/30
2014-15	82	246	40	16.3	24/30

## Penalty Minutes

SEASON	GAMES	MINUTES	AVG.	RANK
1993-94	84	1620	19.3	6/26
1994-95	48	770	16.0	T-5/26
1995-96	82	1494	18.2	5/26
1996-97	82	1628	19.9	17/26
1997-98	82	1676	20.4	17/26
1998-99	82	1522	18.6	23/27
1999-00	82	1329	16.2	23/28
2000-01	82	1509	18.4	28/30
2001-02	82	1994	24.3	30/30
2002-03	82	1127	13.7	10/30
2003-04	82	1192	14.5	12/30
2005-06	82	1255	15.6	14/30
2006-07	82	1181	14.4	15/30
2007-08	82	1002	12.5	7/30
2008-09	82	900	11.0	4/30
2009-10	82	977	11.9	T-14/30
2010-11	82	716	8.7	1/30
2011-12	82	792	9.7	8/30
2012-13	48	541	11.3	17/30
2013-14	82	848	10.3	T-12/30
2014-15	82	733	8.9	T- 9/30

## Panthers In The All-Star Game

YEAR	REPRESENTATIVE (STATS)	SITE
1994	Bob Kudelski (2-0-2), John Vanbiesbrouck (Win, 6 Saves/8 Shots)	New York City
1995	-No Game-	
1996	Doug MacLean (Coach, Win), Scott Mellanby (0-0-0) John Vanbiesbrouck (No Decision, 4 Saves/7 Shots)	Boston
1997	Doug MacLean (Coach, Win), Robert Svehla (0-2-2), John Vanbiesbrouck (No Decision, 10 Saves/12 Shots)	San Jose
1998	-None-	Vancouver
1999	Viktor Kozlov (Did Not Play - Shoulder Injury)	Tampa Bay
2000	Pavel Bure (3-1-4, MVP), Viktor Kozlov (0-3-3), Ray Whitney (1-1-2)	Toronto
2001	Pavel Bure (0-2-2)	Denver
2002		Los Angeles
2003	Olli Jokinen (1-3-4), *Sandis Ozolinsh (0-1-1)	Sunrise
*Ozolinsh represented the Eastern Conference/Panthers but was no longer a roster player for Florida after being traded to Anaheim two days prior to the All-Star Game		
2004	Roberto Luongo (No Decision, 8 Saves/9 Shots, SuperSkills Goalie Champion)	St. Paul
2006	-No Game (Olympics)	
2007	Jay Bouwmeester (0-0-0)	Dallas
2008	Tomas Vokoun (No Decision, 18 Saves/20 Shots)	Atlanta
2009	Jay Bouwmeester (1-2-3)	Montreal
2010	-No Game (Olympics)	
2011	-None-	Carolina
2012	Brian Campbell (0-1-1)	Ottawa
2013	-No Game-	
2014	-No Game (Olympics)	
2015	Aaron Ekblad (0-4-4), Roberto Luongo (13 saves/17 shots)	Columbus
2016	Gerard Gallant (Coach), Aaron Ekblad, Jaromir Jagr, Roberto Luongo	Nashville

## Penalty Kill

SEASON	GAMES	TSH	PPGA	PCT.	RANK
1993-94	84	396	69	82.6	T-8/26
1994-95	48	191	32	83.2	12/26
1995-96	82	370	63	83.0	T-9/26
1996-97	82	346	50	85.5	7/26
1997-98	82	403	82	79.7	26/26
1998-99	82	370	67	81.9	22/27
1999-00	82	323	47	85.4	10/28
2000-01	82	398	64	83.9	T-14/30
2001-02	82	393	76	80.7	29/30
2002-03	82	356	66	81.5	26/30
2003-04	82	374	51	86.4	2/30
2005-06	82	514	91	82.3	14/30
2006-07	82	443	78	82.4	16/30
2007-08	82	374	66	82.4	16/30
2008-09	82	311	54	82.6	9/30
2009-10	82	287	59	79.4	23/30
2010-11	82	267	41	84.6	6/30
2011-12	82	239	49	79.5	25/30
2012-13	48	151	39	74.2	30/30
2013-14	82	262	63	76.0	30/30
2014-15	82	250	50	80	24/30
2015-16	82	268	55	79.5	24/30

## Shorthanded Goals

SEASON	GAMES	FOR (Rank)	AGAINST (Rank)
1993-94	84	8 (T-17/26)	15 (22/26)
1994-95	48	1 (T-24/26)	6 (T-14/26)
1995-96	82	11 (T-12/26)	12 (T-14/26)
1996-97	82	5 (T-23/26)	17 (25/26)
1997-98	82	12 (T-7/26)	16 (T-23/26)
1998-99	82	12 (T-3/27)	11 (T-23/27)
1999-00	82	2 (27/28)	8 (T-14/28)
2000-01	82	8 (T-17/30)	13 (T-26/30)
2001-02	82	8 (T-10/30)	7 (T-12/30)
2002-03	82	7 (T-19/30)	9 (T-20/30)
2003-04	82	7 (T-14/30)	12 (25/30)
2005-06	82	5 (T-27/30)	12 (T-19/30)
2006-07	82	5 (T-24/30)	6 (T-6/30)
2007-08	82	4 (T-24/30)	3 (T-1/30)
2008-09	82	7 (T-16/30)	9 (T-20/30)
2009-10	82	7 (10/30)	8 (22/30)
2010-11	82	4 (26/30)	5 (7/30)
2011-12	82	4 (22/30)	6 (T-15/30)
2012-13	48	4 (T-8/30)	1 (T-3/30)
2013-14	82	8 (T-13/30)	6 (T-7/30)
2014-15	82	1 (30/30)	6 (T-5/30)

# FLORIDIA PANTHERS CAREER SCORING

## PANTHERS CAREER GOALTENDING

Player	GP	W	L	T	OT	SA	Svs	GA	Sv%	GAA	SO
Roberto Luongo	454	177	199	32	28	13936	12828	1108	0.92	2.58	33
John Vanbiesbrouck	268	106	108	43	0	7605	6939	666	0.912	2.58	13
Tomas Vokoun	248	101	108	0	30	7902	7290	612	0.923	2.57	23
Mark Fitzpatrick	119	43	42	22	0	3051	2756	295	0.903	2.71	4
Scott Clemmensen	120	40	39	0	18	3149	2849	300	0.905	2.88	3
Trevor Kidd	103	28	50	13	0	2883	2594	289	0.9	3.09	3
Ed Belfour	58	27	17	0	10	1550	1398	152	0.902	2.77	1
Jose Theodore	68	26	22	0	14	1893	1726	167	0.912	2.63	3
Craig Anderson	53	24	14	0	7	1628	1511	117	0.928	2.52	5
Sean Burke	66	23	29	14	0	1832	1663	169	0.908	2.65	3
Michael Vernon	34	18	13	2	0	1020	937	83	0.919	2.47	1
Al Montoya	45	18	14	0	5	1061	963	98	0.908	2.53	0
Tim Thomas	40	16	20	0	3	1206	1096	110	0.909	2.87	0
Kirk McLean	37	13	12	5	0	934	839	95	0.898	2.85	2
Jacob Markstrom	43	11	25	0	5	1206	1083	123	0.898	3.21	0
Mikhail Shtalenkov	15	8	4	2	0	369	335	34	0.908	2.31	0
Alex Auld	27	7	13	0	5	729	647	82	0.888	3.35	1
Jani Hurme	28	4	11	6	0	707	641	66	0.907	2.88	1
Dan Ellis	14	4	8	0	1	386	340	46	0.881	3.35	1
Steve Shields	16	3	6	1	0	346	304	42	0.879	3.44	0
Jamie McLennan	17	2	4	0	2	360	326	34	0.906	3.01	0
Wade Flaherty	4	2	1	1	0	148	136	12	0.919	2.94	0
Richard Shulmistra	1	1	0	0	0	21	20	1	0.952	1	0
Andrew Allen	0	0	0	0	0	0	0	0	0	0	0
Chris Mason	0	0	0	0	0	0	0	0	0	0	0
Kevin Weekes	11	0	5	1	0	247	215	32	0.87	3.96	0
Sean Gauthier	0	0	0	0	0	0	0	0	0	0	0
Eldon Reddick	2	0	1	0	0	45	37	8	0.822	6	0
Brian Foster	1	0	0	0	0	1	1	0	1	0	0
Alexander Salak	2	0	1	0	0	40	34	6	0.85	5.41	0

## PANTHERS CAREER SCORING

NAME	GP	G	A	PTS	PIM	NAME	GP	G	A	PTS	PIM
Olli Jokinen	567	188	231	419	597	Bryan McCabe	199	28	76	104	152
Stephen Weiss	654	145	249	394	313	Ed Jovanovski	362	33	66	102	619
Scott Mellanby	552	157	197	354	953	Jody Hull	281	56	44	100	49
Nathan Horton	422	142	153	295	382	Brian Skrudland	256	32	67	99	401
Viktor Kozlov	414	101	190	291	118	Dmitry Kulikov	313	24	75	99	201
Robert Svehla	573	61	229	290	603	Shawn Matthias	312	48	49	97	109
Radek Dvorak	613	113	155	268	216	Valeri Bure	132	33	56	89	42
Rob Niedermayer	518	101	165	266	435	Ville Peltonen	207	34	54	88	79
Pavel Bure	223	152	99	251	134	Juraj Kolnik	204	40	46	86	72
Ray Whitney	273	97	130	227	109	Martin Gelinas	164	31	54	85	116
Jay Bouwmeester	471	53	150	203	329	Gregory Campbell	363	29	56	85	312
David Booth	309	87	80	167	127	Mark Parrish	154	50	31	81	64
Bill Lindsay	506	67	98	165	609	Niklas Hagman	263	30	50	80	52
Gord Murphy	410	42	100	142	238	Mike Hough	259	27	52	79	185
Rostislav Olesz	349	57	75	132	112	Chris Gratton	157	30	44	74	198
Jozef Stumpel	199	45	84	129	58	Ivan Novoseltsev	217	29	44	73	106
Kristian Huselius	257	58	69	127	62	Paul Laus	530	14	58	72	1702
Marcus Nilson	327	48	78	126	193	Tomas Kopecky	174	29	42	71	78
Tomas Fleischmann	210	47	77	124	64	Gary Roberts	108	27	42	69	122
Brian Campbell	212	19	105	124	38	Marcel Goc	161	31	38	69	49
Ray Sheppard	190	61	60	121	33	Bryan Allen	284	14	53	67	278
Tom Fitzgerald	353	54	67	121	281	Bret Hedican	202	17	48	65	169
Stu Barnes	191	49	72	121	94	Kris Versteeg	99	27	38	65	66
Johan Garpenlov	265	47	74	121	133	Joe Nieuwendyk	80	31	33	64	50
Michael Frolik	213	50	67	117	81	Keith Ballard	164	14	48	62	160
Jesse Belanger	180	49	68	117	44	Dave Gagner	114	24	38	62	94
Dave Lowry	272	50	60	110	178	Kamil Kreps	232	18	42	60	71
Cory Stillman	165	39	71	109	79	Richard Zednik	124	32	27	59	89
Mike Van Ryn	257	25	80	105	220	Jason Garrison	190	23	36	59	81

# FLORIDIA PANTHERS

## CAREER SCORING

NAME	GP	G	A	PTS	PIM
Olli Jokinen	567	188	231	419	597
Stephen Weiss	654	145	249	394	313
Scott Mellanby	552	157	197	354	953
Nathan Horton	422	142	153	295	382
Viktor Kozlov	414	101	190	291	118
Robert Svehla	573	61	229	290	603
Radek Dvorak	613	113	155	268	216
Rob Niedermayer	518	101	165	266	435
Pavel Bure	223	152	99	251	134
Ray Whitney	273	97	130	227	109
Jay Bouwmeester	471	53	150	203	329
Brian Campbell	376	28	147	175	86
Jonathan Huberdeau	272	58	114	172	136
David Booth	309	87	80	167	127
Bill Lindsay	506	67	98	165	609
Tomas Fleischmann	262	54	91	145	72
Gordon Murphy	410	42	100	142	238
Dmitry Kulikov	460	28	110	138	300
Rostislav Olesz	349	57	75	132	112
Jozef Stumpel	199	45	84	129	58
Kristian Huselius	257	58	69	127	62
Marcus Nilson	327	48	78	126	193
Ray Sheppard	190	61	60	121	33
Johan Garpenlov	265	47	74	121	133
Stu Barnes	191	49	72	121	94
Thomas Fitzgerald	353	54	67	121	281
Aleksander Barkov	191	52	67	119	34
Jesse Belanger	180	49	68	117	44
Michael Frolik	213	50	67	117	81
Nick Bjugstad	226	56	60	116	97
Dave Lowry	272	50	60	110	178
Cory Stillman	165	39	70	109	79
Mike Van Ryn	257	25	80	105	220
Jussi Jokinen	162	26	78	104	76
Bryan McCabe	199	28	76	104	152
Ed Jovanovski	362	33	69	102	619
Jody Hull	281	56	44	100	49
Brian Skrudland	256	32	67	99	401
Shawn Matthias	312	48	49	97	109
Valeri Bure	132	33	56	89	42
Ville Peltonen	207	34	54	88	79
Juraj Kolnik	204	40	46	86	72
Gregory Campbell	363	29	56	85	312
Martin Gelas	164	31	54	85	116
Jaromir Jagr	99	33	51	84	54
Vincent Trocheck	146	37	46	83	74
Mark Parrish	154	50	31	81	64
Niklas Hagman	263	30	50	80	52
Michael Hough	259	27	52	79	185
Tomas Kopecky	240	31	48	79	106
Aaron Ekblad	159	27	48	75	73
Chris Gratton	157	30	44	74	198
Brad Boyes	156	35	39	74	48
Ivan Novoseltsev	217	29	44	73	106
Paul Laus	530	14	58	72	1702
Sean Bergenheim	163	41	29	70	122
Marcel Goc	161	31	38	69	49
Gary Roberts	108	27	42	69	122
Bryan Allen	284	14	53	67	341
Bret Hedican	202	17	48	65	169
Kris Versteeg	99	27	38	65	66
Joe Nieuwendyk	80	31	33	64	50
Scottie Upshall	192	29	33	62	155
Keith Ballard	164	14	48	62	160
Brandon Pirri	122	40	22	62	46
Dave Gagner	114	24	38	62	94
Kamil Krepis	232	18	42	60	71
Jason Garrison	190	23	36	59	81
Richard Zednik	124	32	27	59	89
Brett McLean	147	21	35	56	63
Mike Santorelli	166	31	24	55	40
Ruslan Salei	147	9	46	55	177
Sandis Ozolinsh	88	17	38	55	64
Jaroslav Spacek	157	15	39	54	89
Andrei Lomakin	107	20	34	54	32
Jimmy Hayes	125	30	23	53	38
Oleg Kvasha	146	17	33	50	79
Reilly Smith	82	25	25	50	31
Steve Reinprecht	111	20	28	48	24

NAME	GP	G	A	PTS	PIM
Kirk Muller	162	13	34	47	107
Jason Woolley	89	10	37	47	52
Terry Carkner	279	6	40	46	293
Mike Weaver	246	3	41	44	79
Erik Gudbranson	309	11	32	43	346
Peter Worrell	342	16	26	42	1375
Mike Sillinger	68	17	25	42	60
Dan Boyle	129	10	29	39	50
Robert Kudelski	83	20	19	39	12
Steve Montador	196	10	28	38	260
Brian Benning	97	7	31	38	125
David Nemirovsky	91	16	22	38	42
Mikael Samuelsson	85	16	21	37	49
Martin Straka	67	9	26	35	18
Len Barrie	76	9	24	33	141
Dennis Wideman	61	9	24	33	33
Marty Reasoner	82	14	18	32	22
Matt Cullen	86	12	19	31	46
Jason Wiemer	70	11	20	31	178
Ryan Johnson	164	8	22	30	50
Steve Washburn	81	14	15	29	40
Per Gustafsson	58	7	22	29	22
Brad Ference	167	4	24	28	432
Dave Bolland	78	7	21	28	64
Tom Gilbert	73	3	25	28	18
Rhett Warrener	217	4	23	27	297
Chris Wells	141	7	18	25	134
Byron Ritchie	111	10	15	25	137
Denis Shvidki	76	11	14	25	30
Derek MacKenzie	146	11	13	24	81
Jack Skille	99	8	16	24	43
Jassen Cullimore	133	5	18	23	75
Lukas Krajicek	90	3	20	23	62
Dennis Seidenberg	62	2	21	23	33
Greg Adams	60	11	12	23	10
Chris Higgins	48	11	12	23	10
Dino Ciccarelli	42	11	12	23	55
Geoff Smith	137	6	16	22	82
Joel Kwiatkowski	114	9	13	22	106
Mathieu Biron	91	4	18	22	65
Alex Petrovic	112	2	19	21	157
Dylan Olsen	96	5	16	21	30
Mike Wilson	83	4	17	21	60
Nick Boynton	68	5	16	21	91
Anders Eriksson	60	0	21	21	28
Kevyn Adams	56	7	14	21	30
Sean Hill	78	2	18	20	80
Michal Repik	72	9	11	20	36
Drew Shore	67	8	12	20	22
Jaroslav Bednar	65	6	14	20	18
Evgenii Dadonov	55	10	10	20	16
Andreas Lilja	135	7	12	19	146
Karlis Skrastins	97	5	14	19	42
Pavel Trnka	89	3	16	19	75
Jordan Leopold	61	7	11	18	22
Cory Murphy	54	2	16	18	24
Jesse Winchester	52	9	9	18	38
Magnus Svensson	46	4	14	18	31
Jon Sim	33	10	8	18	26
Branislav Mezei	174	4	13	17	246
Keaton Ellerby	125	2	15	17	70
Quinton Howden	92	10	7	17	30
Filip Kuba	62	2	15	17	26
Dominic Moore	48	8	9	17	35
Peter Mueller	43	8	9	17	18
Lyle Odelein	82	4	12	16	88
Cameron Stewart	65	9	7	16	30
Vinny Prospal	34	4	12	16	10
Greg Hawgood	33	2	14	16	9
Willie Mitchell	112	4	11	15	43
Steve Bernier	68	5	10	15	21
Sergei Samsonov	20	3	11	14	2
Lance Pitlick	165	5	8	13	98
Brent Severyn	76	5	8	13	193
Donald Audette	28	6	7	13	22
Serge Payer	114	7	5	12	47
Anthony Stewart	105	4	8	12	38
Ivan Majesky	82	4	8	12	92
Keith Brown	64	4	8	12	62

# FLORIDIA PANTHERS

## CAREER SCORING

NAME	GP	G	A	PTS	PIM
Scott Gomez	46	2	10	12	24
Lance Ward	134	4	7	11	254
Todd Simpson	107	2	9	11	276
Joe Cirella	83	1	10	11	120
Eric Beaudoin	53	3	8	11	41
Jeffrey Norton	51	0	11	11	28
Scott Levins	29	5	6	11	69
Igor Larionov	26	5	6	11	10
Jiri Hudler	19	6	5	11	10
Teddy Purcell	15	3	8	11	2
Shawn Thornton	96	2	8	10	130
Magnus Johansson	27	0	10	10	14
Alexander Godnyuk	26	0	10	10	35
Darcy Hordichuk	124	4	5	9	249
Krys Barch	96	2	7	9	190
Nick Tarnasky	65	2	7	9	118
Alex Hicks	59	1	8	9	62
Michael Foligno	39	4	5	9	49
Esa Tikkanen	28	1	8	9	16
Wojtek Wolski	22	4	5	9	0
TJ Brennan	19	2	7	9	2
Steven Kampfer	72	2	6	8	38
Stephane Matteau	52	4	4	8	27
Matt Bradley	45	3	5	8	31
Pierre Dagenais	35	7	1	8	8
Bill Thomas	31	5	3	8	6
Evgeny Davydov	21	2	6	8	8
Randy Gilhen	20	4	4	8	16
Tyson Strachan	53	1	6	7	45
Logan Shaw	53	5	2	7	13
Alexei Semenov	39	1	6	7	49
Darren Van Impe	36	1	6	7	31
Vaclav Nedorost	32	4	3	7	12
Dmitry Yushkevich	23	1	6	7	14
Corban Knight	20	2	5	7	4
Niclas Bergfors	20	1	6	7	2
Todd Bertuzzi	7	1	6	7	13
Igor Ulanov	70	1	5	6	50
Jerred Smithson	51	2	4	6	14
Victor Oreskovich	50	2	4	6	26
Rocco Grimaldi	27	4	2	6	6
Joey Tetarenko	69	4	1	5	171
Marco Sturm	42	3	2	5	23
Connor Brickley	23	1	4	5	14
Clay Wilson	17	3	2	5	6
Alex Kovalev	14	2	3	5	6
Ville Koistinen	17	1	3	4	8
Christian Berglund	10	3	1	4	10
Jeff Toms	8	2	2	4	4
John Jakopin	82	1	2	3	92
Colby Robak	42	0	3	3	25
Craig MacDonald	34	0	3	3	25
Kenndal McArdle	33	1	2	3	47
Tim Kennedy	33	1	2	3	4
John Madden	31	3	0	3	4
Noah Welch	29	2	1	3	20
Drew Larman	22	2	1	3	4
Richard Jackman	22	2	1	3	16
Eric Messier	21	0	3	3	16
Ryan Carter	19	2	1	3	28
Randy Moller	17	0	3	3	16
Brad Smyth	15	2	1	3	6
Janis Sprukts	14	1	2	3	2
Gaetan Duchesne	13	1	2	3	0
Brett Harkins	8	0	3	3	6
Gilbert Dionne	5	1	2	3	0
Rob Globke	46	1	1	2	8
Tanner Glass	44	1	1	2	46
Dallas Eakins	41	0	2	2	79
George Parros	39	1	1	2	57
Peter Ratchuk	32	1	1	2	10
Brad Norton	22	0	2	2	45
Jeff Taffe	21	1	1	2	4
Jason Podollan	19	1	1	2	4
Jakub Kindl	19	0	2	2	4
Matt Gilroy	16	1	1	2	6
Greg McKegg	15	2	0	2	2
Ryan Jardine	8	0	2	2	2
Peter Andersson	8	1	1	2	0

NAME	GP	G	A	PTS	PIM
Byron Bitz	7	1	1	2	2
Yan Golubovsky	6	0	2	2	2
Patrick Lebeau	4	1	1	2	4
Joe Callahan	27	0	1	1	12
Scott Timmins	24	1	0	1	12
Eric Cairns	23	0	1	1	37
Steve MacIntyre	18	0	1	1	17
Gregory Jacina	14	0	1	1	6
Mikhail Yakubov	13	0	1	1	4
Greg Smyth	12	1	0	1	37
Greg Rallo	11	1	0	1	2
Mike Green	11	0	1	1	2
Alexander Sulzer	9	0	1	1	0
Patrick Rissmiller	9	0	1	1	0
Shane O'Brien	9	0	1	1	5
Steve Eminger	9	1	0	1	6
Joey Crabb	9	0	1	1	7
David Brine	9	0	1	1	4
Igor Kravchuk	7	0	1	1	4
Jeff Ware	6	0	1	1	6
Andrei Podkonicky	6	1	0	1	2
Mark Cullen	6	0	1	1	2
Josh Olson	5	1	0	1	0
Martin Lojek	5	0	1	1	0
Jeff Greenlaw	4	0	1	1	2
Stephane Richer	3	0	1	1	2
Kamil Piros	3	1	0	1	0
Eric Selleck	2	0	1	1	17
Jamie Leach	2	1	0	1	0
Lee Goren	2	0	1	1	0
Bobby Butler	2	0	1	1	2
Garrett Wilson	34	0	0	0	24
Wade Belak	32	0	0	0	37
Nick Smith	15	0	0	0	0
Dwayne Hay	15	0	0	0	2
Mike Duco	12	0	0	0	60
Rocky Thompson	10	0	0	0	31
Jeff Daniels	10	0	0	0	0
Kyle Rossiter	9	0	0	0	9
Kyle Rau	9	0	0	0	2
Nolan Yonkman	8	0	0	0	11
Mike Mottau	8	0	0	0	4
Ryan Whitney	7	0	0	0	6
Brent Regner	7	0	0	0	4
Jamie Allison	7	0	0	0	11
Garth Murray	6	0	0	0	19
Alexander Karpovtsev	6	0	0	0	4
Ty Jones	6	0	0	0	7
Craig Ferguson	6	0	0	0	0
David Emma	6	0	0	0	0
Herbert Vasiljevs	5	0	0	0	2
David Tomlinson	5	0	0	0	0
Jonathan Rheault	5	0	0	0	0
Bracken Kearns	5	0	0	0	10
David Morisset	4	0	0	0	5
Stefan Meyer	4	0	0	0	0
Jamie Linden	4	0	0	0	17
Craig Fisher	4	0	0	0	0
Eric Boguniecki	4	0	0	0	2
Petr Taticek	3	0	0	0	0
Grant McNeill	3	0	0	0	5
John McFarland	3	0	0	0	0
Michael Matheson	3	0	0	0	2
Matthew Herr	3	0	0	0	0
Mike Casselman	3	0	0	0	0
Kristian Kudroc	2	0	0	0	2
Hugh Jessiman	2	0	0	0	5
Dave Duerden	2	0	0	0	0
Michael Caruso	2	0	0	0	0
Douglas Barrault	2	0	0	0	0
Chris Allen	2	0	0	0	2
Jamie Rivers	1	0	0	0	2
Jonathan Racine	1	0	0	0	2
Jon Matsumoto	1	0	0	0	0
Craig Martin	1	0	0	0	5
Jim Campbell	1	0	0	0	0
Viacheslav Butsayev	1	0	0	0	2
Paul Brousseau	1	0	0	0	0



# FLORIDIA PANTHERS TEAM RECORDS ( PERIOD )

## MOST

GOALS – 6 – (2nd per.) vs. Boston (4/5/00)

GOALS AGAINST – 6 – (Three times) Last: (3rd per.) at Carolina (1/11/07)

GOALS BOTH TEAMS – 7 – (Seven times) Last: (2nd per.) vs Pittsburgh (2/26/13)

PENALTY MINUTES – 120 – (3rd pd.) vs. Philadelphia (10/13/01)

PENALTY MINUTES BY OPPONENT – 89 – (3rd per.) at Pittsburgh (2/6/03)

PENALTY MINUTES BY BOTH TEAMS – 196 – (3rd per.) vs. Philadelphia (10/13/01)

SHOTS ON GOAL AT HOME – 28 – (2nd per.) vs. Washington (10/20/05)

SHOTS ON GOAL ON ROAD – 24 – (3rd per.) at Colorado (3/3/16)

SHOTS AGAINST AT HOME – 28 – (1st per.) vs. NY Islanders (3/17/04)

SHOTS AGAINST ON ROAD – 29 – (two times) Last: (3rd per.) at San Jose (3/18/14)

POWER-PLAY GOALS – 4 – (1st per.) vs. Ottawa (12/9/98)

POWER-PLAY GOALS AGAINST – 3 – (Twice) (3rd per.) at Montreal (3/9/98)

SHORT-HANDED GOALS – 2 – (2X) Last: (1st per.) at NY Rangers (12/12/97)

SHORT-HANDED GOALS AGAINST – 2 – (4X) Last: (2nd per.) at Buffalo (3/19/98)

## FEWEST

SHOTS ON GOAL – 0 – (6X) Last: (3rd.) vs. Washington (3/17/09)

SHOTS ON GOAL AGAINST – 0 – (2X) (2nd per.) at Edmonton (10/20/01) and (1st per.) vs. Los Angeles (10/28/97)

## FASTEST

OPENING GOAL – :10 – (2X) Aleksander Barkov at Montreal (4/5/16), Johan Garpenlov at Colorado (10/17/96)

OPENING GOAL AGAINST – :10 – Mike Knuble vs. Boston (2/14/03)

OPENING GOAL, HOME – :15 – Mike Hough vs. Pittsburgh (3/28/96)

OPENING GOAL AGAINST, HOME – :10 – Mike Knuble vs. Boston (2/14/03)

GOAL FROM START OF PERIOD – :10 – (3X) Last: Aleksander Barkov (1st per.) at Montreal (4/5/16)

GOAL FROM START OF PERIOD AGAINST – :09 – Ruslan Fedotenko (2nd per.) vs. Tampa Bay (3/20/06)

OVERTIME GOAL – :22 – Nathan Horton at Boston (3/4/08)

OVERTIME GOAL AGAINST – :15 – Mikko Koivu at Minnesota (3/29/12)

TWO GOALS SCORED BY ONE PLAYER – :07 – Viktor Kozlov (2nd per.) vs. Montreal (2/10/04)

TWO GOALS AGAINST BY ONE PLAYER – :17 – Mike Knuble (1st per.) vs. Boston (2/14/03)

TWO GOALS – :07 – Viktor Kozlov, 1:43 and 1:50 (2nd per.) vs. Montreal (2/10/04)

TWO GOALS AGAINST – :12 – Chris Drury (8:46) and Ryan Callahan (8:58) at NY Rangers (10/4/07)

THREE GOALS – 1:17 – Viktor Kozlov, 18:09, Mark Parrish, 18:29 and Pavel Bure, 19:26 (3rd per.) vs. Los Angeles (10/6/99)

THREE GOALS AGAINST – 1:00 – Kevin Lowe, 16:52, Tony Amonte, 17:12 and Adam Graves, 17:52 (2nd per.) vs. NY Rangers (11/16/93)

# FLORIDA PANTHERS TEAM RECORDS ( GAME )

## MOST

**DECISIVE WIN AT HOME – 6-0 – (4X)** Last: vs. Tampa Bay (10/16/10)

**DECISIVE WIN ON ROAD – 8-0 –** at Toronto (2/5/08)

**DECISIVE SHUTOUT WIN AT HOME – 6-0 – (3X)**, vs. Tampa Bay (10/16/10) vs. Anaheim (11/21/01) and vs. Hartford (10/12/96)

**DECISIVE SHUTOUT WIN ON ROAD – 8-0 –** at Toronto (2/5/08)

**DECISIVE LOSS AT HOME – 7-0 –** vs. Los Angeles (2/3/07)

**DECISIVE LOSS ON ROAD – 12-2 –** at Washington (1/11/03)

**DECISIVE SHUTOUT LOSS AT HOME – 7-0 –** vs. Los Angeles (2/03/07)

**DECISIVE SHUTOUT LOSS ON ROAD – 8-0 –** at Boston (12/23/11)

**GOALS – 10 –** vs. Boston (11/26/97), 10-5 (W)

**GOALS AT HOME – 10 –** vs. Boston (11/26/97), 10-5 (W)

**GOALS ON ROAD – 8 –** at Toronto (2/5/08), 8-0 (W) and at Tampa Bay (2/28/06), 8-2 (W)

**GOALS BOTH TEAMS – 15 –** vs. Boston (11/26/97), 10-5 (W)

**GOALS AGAINST – 12 –** at Washington (1/11/03), 12-2 (L)

**GOALS AGAINST AT HOME – 8 –** vs. Chicago (3/15/98), 8-4 (L)

**GOALS AGAINST ON ROAD – 12 –** at Washington (1/11/03), 12-2 (L)

**PENALTY MINUTES – 128 –** vs. Philadelphia (10/13/01), 5-2 (L)

**PENALTY MINUTES BY OPPONENT – 101 –** at Pittsburgh (2/6/03), 6-0 (W)

**PENALTY MINUTES BY BOTH TEAMS – 214 –** vs. Philadelphia (10/13/01), FLA-128, PHI-86, 5-2 (L)

**PENALTIES – 24 – (128 PIM)** vs. Philadelphia (10/13/01), 5-2 (L)

**PENALTIES BY OPPONENT – 22 – (2X)**, (101 PIM) at Pittsburgh (2/6/03), 6-0 (W) and (83 PIM) at Tampa Bay (3/21/98), 5-1 (L)

**POWER-PLAY GOALS – 5 – (3X)** vs. Tampa Bay (10/17/11), 7-4 (W), vs. Ottawa (12/9/98), 6-5 (W) and vs. NY Rangers (10/25/96), 6-4 (W)

**POWER-PLAY GOALS AGAINST – 5 – (3X)**, Last: vs. Atlanta (10/23/06)

**POWER-PLAY OPPORTUNITIES – 11 – (4X)** Last: vs. NY Islanders (10/10/05)

**POWER-PLAY OPPORTUNITIES, OPPONENT – 12 – (2X)** at Washington (12/3/09), 6-2 (L) (3 of 12) & at Chicago (10/30/02), 4-1 (L) (1 of 12)

**SHORT-HANDED GOALS – 2 – (5X)** Last: at Atlanta (11/19/02), 4-3 (OTL)

**SHORT-HANDED GOALS AGAINST – 3 – (2X)** at Ottawa (11/18/00), 5-2 (L) and at Buffalo (3/19/98), 6-1 (L)

**SHOTS ON GOAL – 55 –** vs. Atlanta (11/3/10)

**SHOTS ON GOAL AT HOME – 55 –** vs. Atlanta (11/3/10)

**SHOTS ON GOAL ON ROAD – 48 – (2X)** at Atlanta (4/10/02) and at Boston (3/27/06)

**SHOTS ON GOAL BOTH TEAMS – 97 –** vs. Washington (4/15/06)

**SHOTS AGAINST – 60 –** vs. Detroit (2/27/02), 3-2 (OTL)

**SHOTS AGAINST AT HOME – 60 –** vs. Detroit (2/27/02), 3-2 (OTL)

**SHOTS AGAINST ON ROAD – 55 –** at Chicago (10/2/09) & at Washington (12/18/05)

## FEWEST

**PENALTY MINUTES – 0 – (5X)** MR: vs. Winnipeg (3/5/13), 4-1 W

**PENALTY MINUTES BY AN OPPONENT – 0 – (2X)** at Carolina (4/4/08), 4-3 (W), vs. Carolina (11/24/08), 3-2 (W)

**PENALTY MINUTES BY BOTH TEAMS – 2 – (2X)** at New York Rangers (3/22/11), vs. New Jersey (1/26/00), 3-2 (L)

**SHOTS ON GOAL – 11 – (2X)** at Ottawa (4/12/99), 2-0 (W), at Washington (11/3/95), 3-2 (W)

**SHOTS ON GOAL AT HOME – 13 –** vs. Calgary (2/5/10), 2-1 (L)

**SHOTS ON GOAL ON ROAD – 11 – (2X)**, at Ottawa (4/12/99),

2-0 (W), at Washington (11/3/95), 3-2 (W)

**SHOTS ON GOAL BOTH TEAMS – 34 –** vs. Ottawa, FLA-17, OTT-17 (1/22/03), 2-1 (L)

**SHOTS AGAINST – 11 –** at Minnesota (3/9/10) 3-2 (SOW)

**SHOTS AGAINST AT HOME – 12 –** vs. Los Angeles (10/28/97), 2-2 (T)

**SHOTS AGAINST ON ROAD – 11 –** at Minnesota (3/9/10) 3-2 (SOW)

# FLORIDIA PANTHERS TEAM RECORDS ( SEASON )

## MOST

GOALS – 254 (1995-96)  
 ASSISTS – 435 (1995-96)  
 POINTS (GOALS/ASSISTS) – 688 (1995-96)  
 PENALTY MINUTES – 1994 (30th NHL), 82 GP, 24.3 Avg. (2001-02)  
 GOALS AT HOME – 137 (1995-96)  
 GOALS ON ROAD – 118 (1993-94 and 2008-09)  
 GOALS AGAINST – 262 (2013-14)  
 GOALS AGAINST AT HOME – 135 (1997-98)  
 GOALS AGAINST ON ROAD – 143 (2013-14)  
 POINTS IN STANDINGS – 103 (2015-16)  
 POINTS IN STANDINGS AT HOME – 58 (1999-00)  
 POINTS IN STANDINGS ON ROAD – 48 (2015-16)  
 POWER-PLAY GOALS – 81 (1995-96)  
 POWER-PLAY GOALS AGAINST – 91 (2005-06)  
 SHORT-HANDED GOALS – 12 (1997-98 and 1998-99)  
 SHORT-HANDED GOALS AGAINST – 17 (1996-97)

SHUTOUTS – 9 (2008-09)  
 SHUTOUTS AT HOME – 6 (2008-09)  
 SHUTOUTS ON ROAD – 4 (2002-03, 2007-08 and 2009-10)  
 SHUTOUTS AGAINST – 10 (1998-99, 2001-02, and 2006-07)  
 SHUTOUTS AGAINST AT HOME – 5 (1998-99 and 2001-02)  
 SHUTOUTS AGAINST ON ROAD – 7 (2006-07)  
 WINS – 47 (2015-16)  
 WINS AT HOME – 26 (1999-00)  
 WINS ON ROAD – 22 (2015-16)  
 LOSSES – 45 (2013-14)  
 LOSSES AT HOME – 24 (1997-98)  
 LOSSES ON ROAD – 25 - (2013-14)  
 TIES – 19 (1996-97)  
 TIES AT HOME – 9 (1993-94)  
 TIES ON ROAD – 11 (1996-97 and 1998-99)  
 OVERTIME LOSSES – 18 (2011-12)

## FEWEST

GOALS – 109 (2012-13)  
 ASSISTS – 172 (2012-13)  
 POINTS (GOALS/ASSISTS) – 281 (2012-13)  
 PENALTY MINUTES – 716 (1st NHL), 82 GP, 8.7 Avg. (2010-11)  
 GOALS AT HOME – 60 (1994-95)  
 GOALS ON ROAD – 45 (2012-13)  
 GOALS AGAINST – 127 (1994-95)  
 GOALS AGAINST AT HOME – 60 (1994-95)  
 GOALS AGAINST ON ROAD – 62 (1994-95)  
 POINTS IN STANDINGS – 36 (2012-13)  
 POINTS IN STANDINGS AT HOME – 21 (1994-95 & 2012-13)  
 POINTS IN STANDINGS ON ROAD – 15 (2012-13)  
 POWER-PLAY GOALS – 27 (2013-14)  
 POWER-PLAY GOALS AGAINST – 32 (1994-95)  
 SHORT-HANDED GOALS – 1 (2011-12, 2014-15)  
 SHORT-HANDED GOALS AGAINST – 1 (2011-12)  
 SHUTOUTS – 0 (2012-13)

SHUTOUTS AT HOME – 0 (2006-07)  
 SHUTOUTS ON ROAD – 0 (1995-96 and 1999-00)  
 SHUTOUTS AGAINST – 1 (1993-94)  
 SHUTOUTS AGAINST AT HOME – 0 (1993-94 and 1999-00)  
 SHUTOUTS AGAINST ON ROAD – 1 (1993-94, 2008-09 and 2014-15)  
 WINS – 15 (2012-13)  
 WINS AT HOME – 8 (2002-03 & 2012-13)  
 WINS ON ROAD – 7 (2012-13)  
 LOSSES – 22 (1994-95)  
 LOSSES AT HOME – 11 (2005-06, 2012-13 & 2015-16)  
 LOSSES ON ROAD – 10 (1994-95)  
 TIES – 6 (1994-95 and 1999-00)  
 TIES AT HOME – 3 (1994-95)  
 TIES ON ROAD – 2 (1999-00)

# FLORIDIA PANTHERS TEAM RECORDS (STREAKS)

## LONGEST

WIN STREAK – 12 GAMES – (12/15/15 - 1/10/16)

WIN STREAK AT HOME – 7 GAMES – (12/10/15 - 1/3/16)

WIN STREAK ON ROAD – 6 GAMES – (12/15/15 - 1/10/16)

WIN STREAK VS. A SINGLE TEAM – 12 GAMES – vs. Pittsburgh (4/3/02 – 3/29/06)

WIN STREAK AT HOME VS. A SINGLE TEAM – 8 GAMES – vs NY Islanders (3/17/07-10/23/10)

WIN STREAK ON ROAD VS. A SINGLE TEAM – 5 GAMES – at Tampa Bay (11/27/98 – 3/10/00) and at Ottawa (11/11/93 – 10/28/95)

LOSING STREAK – 13 GAMES – (2/7-3/23/98)

LOSING STREAK AT HOME – 6 GAMES – (2/25-3/23/98)

LOSING STREAK ON ROAD – 13 GAMES – (10/27-12/17/05)

LOSING STREAK VS. A SINGLE TEAM – 8 GAMES VS. BOSTON (2/24/13 – 3/9/14)

LOSING STREAK AT HOME VS. A SINGLE TEAM – 9 GAMES – vs. New Jersey (10/25/00 – 1/27/06)

LOSING STREAK ON ROAD VS. A SINGLE TEAM – 13 GAMES – at Carolina (2/16/04 – 2/16/08)

TIE STREAK – 3 GAMES – (11/20-11/24/02, 4/6-4/10/02 and 1/5-1/8/99, 2/3-2/7/97)

TIE STREAK AT HOME – 2 GAMES – (12/13-12/18/03, 3/9-3/13/02, 3/21-3/23/94 and 10/17-10/19/93)

TIE STREAK ON ROAD – 3 GAMES – (4/6-4/10/02, 1/5-1/8/99, 4/11-4/18/98, 2/3-2/7/97 and 1/10-1/22/96)

TIE STREAK VS. A SINGLE TEAM – 5 GAMES – vs. San Jose (10/16/96 – 2/15/99)

TIE STREAK AT HOME VS. A SINGLE TEAM – 3 GAMES – vs. NY Islanders (2/4/02 – present), vs. Carolina (12/5/98 – 3/6/99) and vs. San Jose (2/25/97 – 2/15/99)

TIE STREAK ON ROAD VS. A SINGLE TEAM – 3 GAMES – at Atlanta (3/3/01 - 4/10/02), at Vancouver (1/14/97 – 1/8/99) and at Detroit (2/26/99 – 12/15/07)

CONSECUTIVE GAMES STREAK WITHOUT A TIE – 23 GAMES – (10/30/01 – 12/22/01)

UNBEATEN STREAK – 12 GAMES – 8-0-4 (10/5-10/30/96)

UNBEATEN STREAK AT HOME – 8 GAMES – 7-0-1 (11/5-11/26/95)

UNBEATEN STREAK ON ROAD – 7 GAMES – 5-0-2 (12/7-12/29/93) and 4-0-3 (10/5-10/29/96)

UNBEATEN STREAK VS. A SINGLE TEAM – 11 GAMES – (10-0-1) vs. Ottawa (10/14/93 – 3/19/96) and (9-0-2) vs. Tampa Bay (4/18/98 – 4/1/00)

UNBEATEN STREAK AT HOME VS. A SINGLE TEAM – 12 GAMES – (10-0-2) vs. Tampa Bay (1/25/97 – 1/27/01)

UNBEATEN STREAK ON ROAD VS. A SINGLE TEAM – 7 GAMES – (4-0-3) at Philadelphia (4/7/94 – 10/27/96)

WINLESS STREAK – 15 GAMES – (0-14-1) from 2/1-3/23/98

WINLESS STREAK AT HOME – 13 GAMES – (0-10-2-1) from 2/5-3/24/03

WINLESS STREAK ON ROAD – 16 GAMES – (0-12-4) from 1/2-3/21/98

WINLESS STREAK VS. A SINGLE TEAM – 12 GAMES – (0-8-5) vs. Detroit (2/16/97 – 12/15/03)

WINLESS STREAK AT HOME VS. A SINGLE TEAM – 10 GAMES VS. PHILADELPHIA (0-7-3, 12/27/00 – 3/15/06)

WINLESS STREAK ON ROAD VS. A SINGLE TEAM – 15 GAMES VS. CAROLINA (0-13-2, 1/24/03 – 2/16/08)

CONSECUTIVE SHUTOUT STREAK – 2 GAMES – 3/2-3/4/08, 12/21-12/23/08, 2/23-2/25/04, 1/15-1/18/03

CONSECUTIVE SHUTOUTS AGAINST STREAK – 3 GAMES – (11/25 – 11/30/06)

CONSECUTIVE GAMES STREAK WITHOUT BEING SHUT OUT – 79 GAMES – (12/2/93 – 2/25/95)

CONSECUTIVE GAMES STREAK ALLOWING AT LEAST ONE GOAL: 124 (3/13/12 – 3/4/14)

CONSECUTIVE SHUTOUT MINUTES – 182:37 – Roberto Luongo (2/21-2/27/04)

# FLORIDA PANTHERS INDIVIDUAL RECORDS ( PERIOD )

## MOST

**GOALS – 3 –** (3X) Steven Reinprecht (1st per.) at Dallas (10/30/09), Pavel Bure (3rd per.) at Phoenix (12/8/99) and (3rd per.) vs. Tampa Bay (1/1/00)

**GOALS AGAINST – 3 –** Mikael Renberg (3rd per.) at Tampa Bay (3/21/98)

**ASSISTS – 3 –** (5X) Bryan McCabe (2nd per.) vs. Philadelphia (3/3/10), Nathan Horton (1st per.) at Dallas (10/30/09) and (2nd per.) at Tampa Bay (1/17/09), Ray Whitney (1st per.) at New Jersey (10/30/00) and Scott Mellanby (3rd per.) vs. Toronto (1/13/99)

**ASSISTS AGAINST – 3 –** Several times. Last: Scott Gomez (2nd per.) vs. New Jersey (3/3/04)

**POINTS – 3 –** Several times. Last: Vincent Trocheck (1st per., 1-2-3) (10/10/15)

**POINTS AGAINST – 4 (2-2-4) –** Jaromir Jagr (2nd per.) at Washington (1/11/03), Peter Forsberg (3rd per.) vs. Colorado (3/3/99) and Paul Kariya (1st per.) at Anaheim (1/21/98)

**POWER-PLAY GOALS – 2 –** Several times. MR: Richard Zednik (2/5/08) at Toronto (8-0 W)

**POWER-PLAY GOALS AGAINST – 2 –** Several times. MR: Mariusz Czerkawski (2nd per.) at NY Islanders (4/9/00)

**SHORT-HANDED GOALS – 2 –** Radek Dvorak (1st per.) at NY Rangers (12/12/97)

**SHORT-HANDED GOALS AGAINST – 2 –** Alexei Zhitnik (2nd per.) at Buffalo (3/19/98)

**PENALTY MINUTES – 32 –** Joey Tetarenko (2nd per.) vs. Atlanta (1/19/02)

**PENALTY MINUTES AGAINST – 34 –** Darcy Tucker (3rd per.) at Tampa Bay (12/27/99)

**SHOTS ON GOAL – 9 –** Pavel Bure (1st per.) vs. Pittsburgh (3/16/01)

## INDIVIDUAL RECORDS // GAME

## MOST

**GOALS – 4 –** Pavel Bure at Atlanta (2/10/01) and vs. Tampa Bay (1/1/00), and Mark Parrish at Chicago (10/30/98)

**GOALS AGAINST – 4 –** (6X) Last: Mathieu Perreault (1/13/15)

**ASSISTS – 4 –** (7X) Last: Brian Campbell at Tampa Bay (10/17/11)

**ASSISTS AGAINST – 5 –** Joe Thornton vs. Boston (12/28/01)

**POINTS – 6 –** Olli Jokinen (2-4-6) vs. NY Islanders (3-17-07)

**POINTS AGAINST – 7 –** Jaromir Jagr (3-4-7) at Washington (1/11/03)

**POWER-PLAY GOALS – 3 –** Richard Zednik at Toronto (2/5/08)

**POWER-PLAY GOALS AGAINST – 3 –** Pascal Rheaume vs. Atlanta (1/19/02)

**SHORT-HANDED GOALS – 2 –** (3X) MR: Olli Jokinen at Atlanta (11/19/02)

**SHORT-HANDED GOALS AGAINST – 2 –** (3X) MR: Marian Hossa at Ottawa (11/18/00)

**SHOTS ON GOAL – 14 –** Pavel Bure at Atlanta (2/10/01) & David Booth vs Boston (10/18/10)

**SHOTS AGAINST – 12 –** Nelson Emerson vs. Winnipeg (at Hamilton, 2/22/94)

**PENALTY MINUTES – 37 –** Joey Tetarenko vs. Atlanta (1/19/02)

**PENALTY MINUTES BY OPPONENT – 34 –** Darcy Tucker at Tampa Bay (12/27/99)

**BEST PLUS/MINUS – +6 –** Terry Carkner and Robert Svehla vs. Boston (11/26/97)

## BY DEFENSEMAN

**GOALS – 2 –** Several times. MR: Bryan McCabe at Toronto (1/5/10)

**ASSISTS – 4 –** (2X) Brian Campbell (11/17/11) at Tampa Bay and Bryan McCabe vs Tampa Bay (10/16/10)

**POINTS – 4 –** (4X) Brian Campbell (11/17/11) at Tampa Bay, Bryan McCabe (1-3-4) vs Philadelphia (3/3/10) and at Washington (3/1/09) and Bret Hedican (2-2-4) vs. Toronto (12/29/01)

**PENALTY MINUTES – 30 –** Paul Laus vs. Washington (1/19/94 and 3/16/95)



# FLORIDA PANTHERS INDIVIDUAL RECORDS (SEASON)

## MOST

**GAMES PLAYED – 84** – Bill Lindsay and Gord Murphy (1993-94)

**GOALS – 59** – Pavel Bure (2000-01)

**ASSISTS – 53** – Viktor Kozlov (1999-00)

**POINTS – 94** – Pavel Bure (1999-00)

**PENALTY MINUTES – 354** – Peter Worrell (2001-02)

**POWER-PLAY GOALS – 19** – (2X) Pavel Bure (2000-01) and Scott Mellanby (1995-96)

**SHORT-HANDED GOALS – 6** – Tom Fitzgerald (1995-96)

**GAME-WINNING GOALS – 14** – Pavel Bure (1999-00)

**SHOTS ON GOAL – 384** – Pavel Bure (2000-01)

**HAT TRICKS – 4** – Pavel Bure (2000-01 and 1999-00)

**GOALS BY A DEFENSEMAN – 16** – Jason Garrison (2011-2012)

**ASSISTS BY A DEFENSEMAN – 49** – (2X) Brian Campbell (2011-12) and Robert Svehla (1995-96)

**POINTS BY A DEFENSEMAN – 57** – Robert Svehla (1995-96)

**PENALTY MINUTES BY A DEFENSEMAN – 313** – Paul Laus (1996-97)

**POWER-PLAY GOALS BY A DEFENSEMAN – 9** – (3X) Jason Garrison (2011-2012), Jay Bouwmeester (2008-09), Gord Murphy (1993-94)

**SHORT-HANDED GOALS BY A DEFENSEMAN – 1** – (6X) MR: Bryan Allen (2009-10)

**GAME-WINNING GOALS BY A DEFENSEMAN – 4** – (3X) Aaron Ekblad (2014-15, 2015-16) and Jaroslav Spacek (1999-00)

**SHOTS ON GOAL BY A DEFENSEMAN – 182** – (3X) Aaron Ekblad (2015-16) and Jay Bouwmeester (2007-08 and 2008-09)

**GAMES BY A ROOKIE – 82** – Jay Bouwmeester (2002-03)

**GOALS BY A ROOKIE – 24** – Mark Parrish (1998-99)

**ASSISTS BY A ROOKIE – 33** – Jesse Belanger (1993-94)

**POINTS BY A ROOKIE – 50** – Jesse Belanger (1993-94)

**PENALTY MINUTES BY A ROOKIE – 258** – Peter Worrell (1998-99)

**POWER-PLAY GOALS BY A ROOKIE – 11** – Jesse Belanger (1993-94)

**SHORT-HANDED GOALS BY A ROOKIE – 1** – (Six times) MR: Rostislav Olesz (2005-06)

**GAME-WINNING GOALS BY A ROOKIE – 5** – Mark Parrish (1998-99)

**SHOTS ON GOAL BY A ROOKIE – 185** – Nick Bjugstad (2013-14)

**SHOOTOUT GOALS – 6** – Brad Boyes (2013-14)

**GAME-DECIDING GOALS – 3** – Aleksander Barkov (2015-16)

## INDIVIDUAL RECORDS // STREAKS

## LONGEST

**GAMES PLAYED – 376** – Brian Campbell (10/8/11 - 4/9/16)

**GOAL STREAK – 7 GAMES** – Pavel Bure (13 goals from 3/11-3/23/01)

**ASSIST STREAK – 8 GAMES** – Olli Jokinen (8 assists from 12/17/05 - 1/1/06)

**POINTS STREAK – 13 GAMES** – Pavel Bure (12-9-21 from 3/10-4/5/00)

**GAME-WINNING GOAL STREAK – 3 GAMES** – (2X) Aleksander Barkov (3/31-4/4/16) and Pavel Bure (12/15-12/18/99)

# FLORIDIA PANTHERS GOALTENDING RECORDS

## PERIOD

**MOST GOALS ALLOWED – 6** – John Vanbiesbrouck (1st pd.) vs. Chicago (3/15/98) and Sean Burke (3rd pd.) vs. Colorado (3/3/99)

**MOST GOALS ALLOWED BY OPPONENT – 5** – John Grahame (2nd pd.) vs. Boston (4/5/00)

**MOST SHOTS FACED – 29** – Craig Anderson (2nd pd.) at NY Islanders (3/2/08)

**MOST SHOTS FACED BY OPPONENT – 28** – Olaf Kolzig (2nd pd.) vs. Washington (10/28/06)

**MOST SAVES – 29** – Craig Anderson (2nd pd.) at NY Islanders (3/2/08)

**MOST SAVES BY OPPONENT – 26** – Olaf Kolzig (2nd pd.) vs. Washington (10/18/05)

## GAME

**MOST GOALS ALLOWED – 8** – Jani Hurme at Washington (1/11/03)

**MOST GOALS ALLOWED BY OPPONENT – 7** – (4X) Last: Jose Theodore vs Washington (4/11/09)

**MOST SHOTS FACED – 60** – Roberto Luongo vs. Detroit (2/27/02)

**MOST SHOTS FACED BY OPPONENT – 52** – Kelly Hrudey vs. Los Angeles (10/19/93)

**MOST SAVES – 57** – Roberto Luongo vs. Detroit (2/27/02)

**MOST SAVES BY OPPONENT – 50** – Kelly Hrudey vs. Los Angeles (10/19/93)

**MOST PENALTIES – 2** – John Vanbiesbrouck (12 PIM) at Hartford (11/27/93) and Sean Burke (15 PIM) at Buffalo (4/9/99)

**MOST PENALTY MINUTES – 15** – Sean Burke at Buffalo (4/9/99)

**MOST POINTS – 1** – Several times. Last: Roberto Luongo vs. Toronto (1/26/16)

## SEASON

**MOST WINS – 35** – Roberto Luongo (2005-06 & 2015-16)

**MOST LOSSES – 34** – Roberto Luongo (2002-03)

**MOST TIES – 14** – Roberto Luongo (2003-04) and Sean Burke (1998-99)

**MOST SAVES – 2,303** – Roberto Luongo (2003-04)

**MOST GAMES PLAYED – 75** – Roberto Luongo (2005-06)

**MOST MINUTES PLAYED – 4,304** – Roberto Luongo (2005-06)

**MOST SHOTS FACED – 2,488** – Roberto Luongo (2005-06)

**LOWEST GAA (MIN. 20 GP) – 2.29** – John Vanbiesbrouck (1996-97)

**HIGHEST SAVE PCT. (MIN. 20 GP) – .931** – Roberto Luongo (2003-04)

**SHUTOUTS – 7** – Roberto Luongo (2003-04) and Tomas Vokoun (2009-10)

**PENALTY MINUTES – 38** – John Vanbiesbrouck (1993-94)

**ASSISTS/POINTS – 4** – Sean Burke (1998-99)

## STREAKS

**MOST CONSECUTIVE STARTS BY A GOALTENDER – 27** – Ed Belfour (1/20 - 3/27/07)

**MOST CONSECUTIVE GAMES PLAYED – 35** – Roberto Luongo (12/10/05-3/15/06)

**LONGEST WIN STREAK – 9 GAMES** – Roberto Luongo (12/15/15 - 1/7/16)

**LONGEST WIN STREAK AT HOME – 9 GAMES** – Roberto Luongo (12/20/15 - 2/4/16)

**LONGEST UNBEATEN STREAK – 10 GAMES** – (9-0-1) Roberto

Luongo (12/15/15 - 1/11/16) and (7-0-3) John Vanbiesbrouck (10/5-10/30/96)

**LONGEST LOSING STREAK – 8 GAMES** – Tomas Vokoun (10/3-10/28/09) and John Vanbiesbrouck (2/7-3/23/98)

**LONGEST WINLESS STREAK – 10 GAMES** – (0-9-1) John Vanbiesbrouck (2/1-3/23/98)

**CONSECUTIVE SCORELESS MINUTES – 182:37** – (over 4 Games) Roberto Luongo (2/21-2/27/04)

# FLORIDA PANTHERS ROOKIE RECORDS

## PERIOD

**GOALS – 2 – (7X)** Last: Jonathan Huberdeau (2nd per.) vs. Washington (2/12/13)

**ASSISTS – 2 – (Several times)** Last: Aleksander Barkov (3rd per.) vs. Pittsburgh (10/11/14)

**POINTS – 3 –** Niklas Hagman (3rd pd.) vs. NY Islanders (2/4/02)

**PENALTY MINUTES – 27 –** Brad Ference (2nd per.) vs. Tampa Bay

(4/1/00)

**POWER-PLAY GOALS – 1 – (Several times)** Last: Logan Shaw (3rd per.) at Columbus (2/27/16)

**SHORT-HANDED GOALS – 1 –** Several times MR: Vincent Trocheck vs. Columbus (4/12/14)

## GAME

**GOALS – 4 –** Mark Parrish at Chicago (10/30/98)

**ASSISTS – 3 – (3X)** Last: Jonathan Huberdeau at Tampa Bay (4-27-13)

**POINTS – 4 – (3X)** Last: Jonathan Huberdeau (2-2-4) at Philadelphia (2-21-13)

**PENALTY MINUTES – 29 –** Brad Ference vs. Tampa Bay (4/1/00)

**POWER-PLAY GOALS – 2 – (3X)** Last: Kristian Huselius vs. Atlanta

(12/1/01)

**SHORT-HANDED GOALS – 1 – (Several times)** Last: Vincent Trocheck vs. Columbus (4/12/14)

## SEASON

**GAMES PLAYED – 82 –** Jay Bouwmeester (2002-03)

**GOALS – 24 –** Mark Parrish (1998-99)

**ASSISTS – 33 –** Jesse Belanger (1993-94)

**POINTS – 50 –** Jesse Belanger (1993-94)

**PENALTY MINUTES – 258 –** Peter Worrell (1997-98)

**PLUS/MINUS – +15 –** Jaroslav Spacek (1998-99)

**POWER-PLAY GOALS – 11 –** Jesse Belanger (1993-94)

**SHORT-HANDED GOALS – 1 –** Several times MR: Vincent Trocheck vs. Columbus (4/12/14)

**GAME-WINNING GOALS – 5 –** Mark Parrish (1998-99)

**SHOTS ON GOAL – 185 –** Nick Bjugstad (2013-14)

**PENALTY SHOT GOALS – 2 –** Jonathan Huberdeau (2012-13)

**GAMES PLAYED, DEFENSEMAN – 82 –** Jay Bouwmeester (2003-04)

**GOALS, DEFENSEMAN – 12 –** Aaron Ekblad (2014-15)

**ASSISTS, DEFENSEMAN – 27 –** Aaron Ekblad (2014-15)

**POINTS, DEFENSEMAN – 39 –** Aaron Ekblad (2014-15)

**PENALTY MINUTES, DEFENSEMAN – 137 –** Ed Jovanovski (1995-96)

**PLUS/MINUS, DEFENSEMAN – +15 –** Jaroslav Spacek (1998-99)

## ROOKIE GOALTENDING RECORDS

**SAVES, GAME – 43 –** Roberto Luongo at Ottawa (2/22/01)

**GAMES PLAYED, SEASON – 47 –** Roberto Luongo (2000-01)

**GOALS-AGAINST AVERAGE (MIN. 25 GP) – 2.44 –** Roberto Luongo (2000-01)

**WINS, SEASON – 12 –** Roberto Luongo (2000-01)

**LOSSES, SEASON – 24 –** Roberto Luongo (2000-01)

**TIES, SEASON – 7 –** Roberto Luongo (2000-01)

**SHUTOUTS, SEASON – 5 –** Roberto Luongo (2000-01)

**MINUTES PLAYED, SEASON – 2628 –** Roberto Luongo (2000-01)

**SAVE PERCENTAGE, SEASON (MIN. 25 GP) – .920 –** Roberto Luongo (2000-01)

**RECORD: 33-34-17 (83 POINTS)**  
**GENERAL MANAGER: BOB CLARKE**

**COACH: ROGER NEILSON**  
**EASTERN CONFERENCE FINISH: 9TH**

**ATLANTIC DIVISION FINISH: 5TH**  
**CAPTAIN: BRIAN SKRUDLAND**

\*Indicates Rookie

	NO	POS	NAME	TEAM	GP	G	A	PTS	+/-	PIM	PP	SH	GW	SHTS	PCTG
	22	RW	Bob Kudelski	OTT	42	26	15	41	-25	14	12	0	1	127	20.5
				FLA	44	14	15	29	-8	10	5	0	2	124	11.3
	27	RW	Scott Mellanby	FLA	80	30	30	60	0	149	17	0	4	204	14.7
	26	C	*Jesse Belanger	FLA	70	17	33	50	-4	16	11	0	3	104	16.3
	14	C	Stu Barnes	WPG	18	5	4	9	-1	8	2	0	0	24	20.8
				FLA	59	18	20	38	5	30	6	1	3	148	12.2
	19	LW	Andrei Lomakin	FLA	76	19	28	47	1	26	3	0	2	139	13.7
	5	D	Gord Murphy	FLA	84	14	29	43	-11	71	9	0	2	172	8.1
	20	C	Brian Skrudland	FLA	79	15	25	40	13	136	0	2	1	110	13.6
	10	LW	Dave Lowry	FLA	80	15	22	37	-4	64	3	0	3	122	12.3
	21	RW	Tom Fitzgerald	FLA	83	18	13	32	-3	54	0	3	1	144	12.5
	7	D	Brian Benning	FLA	73	6	24	30	-7	107	2	0	0	112	5.4
	18	LW	Mike Hough	FLA	78	6	23	29	3	62	0	1	1	106	5.7
	12	RW	Jody Hull	FLA	69	13	13	26	6	8	0	1	5	100	13.0
	44	C	*Rob Niedermayer	FLA	65	9	17	26	-11	51	3	0	0	67	13.4
	11	LW	Bill Lindsay	FLA	84	6	6	12	-2	97	0	0	0	90	6.7
	4	D	Keith Brown	FLA	51	4	8	12	11	60	1	0	0	52	7.7
	24	D	Brent Severyn	FLA	67	4	7	11	-1	156	1	0	1	93	4.3
	2	D	Joe Circella	FLA	63	1	9	10	8	99	0	0	0	63	1.6
	17	RW	Mike Foligno	TOR	4	0	0	0	0	4	0	0	0	3	0.0
				FLA	39	4	5	9	7	49	0	0	0	32	12.5
	25	D	Geoff Smith	EDM	21	0	2	2	-10	12	0	0	0	23	0.0
				FLA	56	1	5	6	-3	38	0	0	0	44	2.3
	23	LW	Jeff Daniels	PIT	63	3	5	8	-1	20	0	0	1	46	6.5
				FLA	7	0	0	0	0	0	0	0	0	6	0.0
	6	D	Peter Andersson	NYR	8	1	1	2	-3	2	0	1	1	10	10.0
				FLA	8	1	1	2	-5	0	0	0	0	11	9.1
	3	D	*Paul Laus	FLA	39	2	0	2	9	109	0	0	1	15	13.3
	28	LW	*Patrick Lebeau	FLA	4	1	1	2	0	4	1	0	0	4	25.0
	9	RW	Jamie Leach	FLA	2	1	0	1	-2	0	0	0	0	2	50.0
	41	D	Stephane Richer	FLA	2	0	1	1	-1	0	0	0	0	3	0.0
	29	LW	Jeff Greenlaw	FLA	4	0	1	1	-1	2	0	0	0	6	0.0
	8	D	Dallas Eakins	FLA	1	0	0	0	0	0	0	0	0	2	0.0
	16	C	*Len Barrie	FLA	2	0	0	0	-2	0	0	0	0	0	0.0

**GOALTENDERS**

	GP	W	L	T	GAA	MINS	EN	SO	GA	SA	SV%	PIM
34 John Vanbiesbrouck	57	21	25	11	2.53	3440	4	1	145	1912	.924	38
30 Mark Fitzpatrick	28	12	8	6	2.73	1603	3	1	73	844	.914	4
33 Eldon Reddick	2	0	1	0	6.00	80	0	0	8	45	.822	0
<b>TOTALS</b>	<b>84</b>	<b>33</b>	<b>34</b>	<b>17</b>	<b>2.72</b>	<b>5144</b>	<b>7</b>	<b>2</b>	<b>233</b>	<b>2808</b>	<b>.917</b>	<b>42</b>

GAME	DATE	OPPONENT	RESULT	SCORE	RECORD	ATTENDANCE	GAME	DATE	OPPONENT	RESULT	SCORE	RECORD	ATTENDANCE
1	Oct. 6	@Chicago	T-OT	4-4	0-0-1	17,737	43	Jan. 17	@NY Islanders	W	2-1	18-17-8	10,101
2	Oct. 7	@St. Louis	L	3-5	0-1-1	17,229	44	Jan. 19	WASHINGTON	W	5-1	19-17-8	14,295
3	Oct. 9	@Tampa Bay	W	2-0	1-1-1	27,227	45	Jan. 24	MONTREAL	W	8-3	20-17-8	** 14,670
4	Oct. 12	PITTSBURGH	L	1-2	1-2-1	** 14,372	46	Jan. 26	@Tampa Bay	T-OT	1-1	20-17-9	20,101
5	Oct. 14	OTTAWA	W	5-4	2-2-1	13,906	47	Jan. 28	SAN JOSE	T-OT	3-3	20-17-10	14,696
6	Oct. 17	TAMPA BAY	T-OT	3-3	2-2-2	13,059	48	Jan. 30	@Buffalo	W	3-2	21-17-10	13,051
7	Oct. 19	LOS ANGELES	T-OT	2-2	2-2-3	** 14,317	49	Feb. 1	@Pittsburgh	L	1-2	21-18-10	15,091
8	Oct. 21	TORONTO	L-OT	3-4	2-3-3	11,778	50	Feb. 2	@Ottawa	W	4-1	22-18-10	10,186
9	Oct. 23	@New Jersey	L	1-2	2-4-3	14,315	51	Feb. 4	BUFFALO	L	2-7	22-19-10	** 14,703
10	Oct. 26	WINNIPEG	L	2-5	2-5-3	13,171	52	Feb. 6	BOSTON	W	3-0	23-19-10	** 14,704
11	Oct. 28	NY ISLANDERS	W	5-2	3-5-3	13,958	53	Feb. 10	@Philadelphia	L-OT	3-4	23-20-10	17,215
12	Oct. 30	TAMPA BAY	W-OT	2-1	4-5-3	12,976	54	Feb. 12	@NY Islanders	W	4-3	24-20-10	15,203
13	Nov. 2	PHILADELPHIA	L	3-4	4-6-3	13,152	55	Feb. 13	VANCOUVER	W	2-1	25-20-10	** 14,691
14	Nov. 3	@Toronto	L	3-6	4-7-3	15,728	56	Feb. 16	@Detroit	L	3-7	25-21-10	19,875
15	Nov. 7	@Quebec	W	3-1	5-7-3	14,726	57	Feb. 18	@Buffalo	L	1-4	25-22-10	15,453
16	Nov. 10	@Montreal	W	3-1	6-7-3	16,195	58	Feb. 20	DETROIT	L-OT	3-4	25-23-10	** 14,692
17	Nov. 11	@Ottawa	W	5-4	7-7-3	10,227	59	Feb. 22	@Winnipeg##	W	3-2	26-23-10	6,291
18	Nov. 14	QUEBEC	L	2-5	7-8-3	13,735	60	Feb. 24	WASHINGTON	L	1-2	26-24-10	** 14,698
19	Nov. 16	NY RANGERS	L	2-4	7-9-3	14,021	61	Feb. 26	@Washington	L	2-4	26-25-10	18,130
20	Nov. 18	CHICAGO	L	2-3	7-10-3	13,522	62	Feb. 28	PITTSBURGH	L	3-4	26-26-10	14,688
21	Nov. 20	WASHINGTON	W	4-3	8-10-3	13,441	63	Mar. 2	NEW JERSEY	L	2-3	26-27-10	13,071
22	Nov. 23	HARTFORD	L-OT	1-2	8-11-3	10,837	64	Mar. 4	HARTFORD	L	1-2	26-28-10	** 14,698
23	Nov. 26	@Boston	L	2-3	8-12-3	14,448	65	Mar. 7	@Vancouver	W	2-1	27-28-10	14,013
24	Nov. 27	@Hartford	L	0-4	8-13-3	12,015	66	Mar. 9	@Edmonton	W	5-3	28-28-10	12,566
25	Dec. 2	BUFFALO	W-OT	2-1	9-13-3	13,071	67	Mar. 11	@Calgary	L	2-4	28-29-10	20,130
26	Dec. 5	@San Jose	L	1-2	9-14-3	16,149	68	Mar. 14	NY RANGERS	W	2-1	29-29-10	** 14,704
27	Dec. 7	@Anaheim	W	3-2	10-14-3	16,474	69	Mar. 16	CALGARY	W	2-1	30-29-10	** 14,699
28	Dec. 8	@Los Angeles	W	6-5	11-14-3	14,752	70	Mar. 18	EDMONTON	T-OT	4-4	30-29-11	** 14,674
29	Dec. 10	@Winnipeg	W	5-2	12-14-3	12,755	71	Mar. 20	PHILADELPHIA	W	5-3	31-29-11	** 14,691
30	Dec. 12	@Dallas	T-OT	4-4	12-14-4	13,127	72	Mar. 21	NEW JERSEY	T-OT	3-3	31-29-12	14,213
31	Dec. 15	MONTREAL	T-OT	3-3	12-14-5	** 14,639	73	Mar. 23	TORONTO##	T-OT	1-1	31-29-13	17,096
32	Dec. 19	BOSTON	L-OT	1-2	12-15-5	** 14,698	74	Mar. 24	@Philadelphia	L	3-4	31-30-13	17,247
33	Dec. 22	NY RANGERS	W	3-2	13-15-5	** 14,706	75	Mar. 26	@NY Islanders	W	3-1	32-30-13	14,427
34	Dec. 26	@Tampa Bay#	W	3-1	14-15-5	10,964	76	Mar. 28	DALLAS	L	4-5	32-31-13	14,593
35	Dec. 28	@Washington	T-OT	3-3	14-15-6	4,802	77	Mar. 30	ST. LOUIS	L	1-3	32-32-13	** 14,713
36	Dec. 29	@Hartford	W	5-3	15-15-6	9,749	78	Apr. 2	OTTAWA	T-OT	2-2	32-32-14	** 14,694
37	Jan. 1	ANAHEIM	W	4-2	16-15-6	** 14,669	79	Apr. 4	@NY Rangers	L	2-3	32-33-14	18,200
38	Jan. 3	@NY Rangers	L	2-3	16-16-6	18,200	80	Apr. 5	@Quebec	T-OT	3-3	32-33-15	15,049
39	Jan. 7	@New Jersey	L	1-4	16-17-6	9,933	81	Apr. 7	@Philadelphia	T-OT	3-3	32-33-16	17,268
40	Jan. 8	@Boston	T-OT	2-2	16-17-7	14,448	82	Apr. 10	NEW JERSEY	T-OT	2-2	32-33-17	** 14,700
41	Jan. 13	@Pittsburgh	T-OT	2-2	16-17-8	15,661	83	Apr. 12	QUEBEC	L	2-5	32-34-17	** 14,704
42	Jan. 15	@Montreal	W	5-2	17-17-8	16,721	84	Apr. 14	NY ISLANDERS	W	4-1	33-34-17	** 14,703

RECORD: 20-22-6 (46 POINTS)  
GENERAL MANAGER: BRYAN MURRAY

COACH: ROGER NEILSON  
EASTERN CONFERENCE FINISH: 9TH

ATLANTIC DIVISION FINISH: 5TH  
CAPTAIN: BRIAN SKRUDLAND

\*Indicates Rookie

	NO	POS	NAME	TEAM	GP	G	A	PTS	+/-	PIM	PP	SH	GW	SHTS	PCTG
	26	C	Jesse Belanger	FLA	47	15	14	29	-5	18	6	0	3	89	16.9
	14	C	Stu Barnes	FLA	41	10	19	29	7	8	1	0	2	93	10.8
	27	RW	Scott Mellanby	FLA	48	13	12	25	-16	90	4	0	5	130	10.0
	5	D	Gord Murphy	FLA	46	6	16	22	-14	24	5	0	0	94	6.4
	10	LW	Dave Lowry	FLA	45	10	10	20	-3	25	2	0	3	70	14.3
	12	RW	Jody Hull	FLA	46	11	8	19	-1	8	0	0	4	63	17.5
	11	LW	Bill Lindsay	FLA	48	10	9	19	1	46	0	1	0	63	15.9
	21	RW	Tom Fitzgerald	FLA	48	3	13	16	-3	31	0	0	0	78	3.8
	20	C	Brian Skrudland	FLA	47	5	9	14	0	88	1	0	0	44	11.4
	29	LW	Johan Garpenlov	SJS	13	1	1	2	-3	2	0	0	0	16	6.3
				FLA	27	3	9	12	4	0	0	0	0	28	10.7
	18	LW	Mike Hough	FLA	48	6	7	13	1	38	0	0	2	58	10.3
	6	D	Jason Woolley	FLA	34	4	9	13	-1	18	1	0	0	76	5.3
	15	LW	Gaetan Duchesne	SJS	33	2	7	9	-6	16	0	0	0	48	4.2
				FLA	13	1	2	3	3	0	0	0	0	14	7.1
	44	C/RW	Rob Niedermayer	FLA	48	4	6	10	-13	36	1	0	0	58	6.9
	22	D	Bob Kudelski	FLA	26	6	3	9	2	2	3	0	1	29	20.7
	7	D	Brian Benning	FLA	24	1	7	8	-6	18	1	0	0	26	3.8
	28	D	Magnus Svensson	FLA	19	2	5	7	5	10	1	0	0	41	4.9
	19	LW	Andrei Lomakin	FLA	31	1	6	7	-5	6	1	0	0	25	4.0
	3	D	Paul Laus	FLA	37	0	7	7	12	138	0	0	0	18	0.0
	25	D	Geoff Smith	FLA	47	2	4	6	-5	22	0	0	0	40	5.0
	16	D	Randy Moller	FLA	17	0	3	3	-5	16	0	0	0	12	0.0
	24	D	Robert Svehla	FLA	5	1	1	2	3	0	1	0	0	6	16.7
	8	D	Dallas Eakins	FLA	17	0	1	1	2	35	0	0	0	3	0.0
	2	D	Joe Cirella	FLA	20	0	1	1	-7	21	0	0	0	13	0.0
	38	D	Stephane Richer	FLA	1	0	0	0	0	2	0	0	0	0	0.0
	42	RW	*Jamie Linden	FLA	4	0	0	0	-1	17	0	0	0	0	0.0
	17	C	Dave Tomlinson	FLA	5	0	0	0	-2	0	0	0	0	0	0.0
	4	D	Keith Brown	FLA	13	0	0	0	1	2	0	0	0	10	0.0

#	GOALTENDERS	GP	W	L	T	GAA	MINS	EN	SO	GA	SA	SV%	PIM
34	John Vanbiesbrouck	37	14	15	4	2.47	2087	4	4	86	100	.914	6
30	Mark Fitzpatrick	15	6	7	2	2.64	819	1	2	36	361	.900	0
	Totals	48	20	22	6	2.61	2916	5	6	127	1366	.907	

GAME	DATE	OPPONENT	RESULT	SCORE	RECORD	ATTENDANCE	GAME	DATE	OPPONENT	RESULT	SCORE	RECORD	ATTENDANCE
1	Jan. 21	@NY Islanders	L	1-2	0-1-0	14,106	25	Mar. 12	@Hartford	W	4-1	10-12-3	9,741
2	Jan. 23	PITTSBURGH	L	5-6	0-2-0	** 14,703	26	Mar. 14	BUFFALO	L-OT	1-2	10-13-3	14,061
3	Jan. 25	@Tampa Bay	L	2-3	0-3-0	20,277	27	Mar. 16	WASHINGTON	W	5-1	11-13-3	13,395
4	Jan. 26	TAMPA BAY	W	4-2	1-3-0	13,147	28	Mar. 18	PHILADELPHIA	L-OT	3-4	11-14-3	** 14,703
5	Jan. 28	@Hartford	W	2-1	2-3-0	9,419	29	Mar. 20	@Quebec	L-OT	4-5	11-15-3	13,013
6	Jan. 30	@Boston	W	2-1	3-3-0	13,096	30	Mar. 22	@Montreal	W	3-2	12-15-3	16,264
7	Jan. 31	NY ISLANDERS	L	1-5	3-4-0	14,077	31	Mar. 24	@Buffalo	L	0-3	12-16-3	16,230
8	Feb. 2	MONTREAL	T-OT	1-1	3-4-1	14,008	32	Mar. 26	PITTSBURGH	W	2-0	13-16-3	** 14,703
9	Feb. 4	@Washington	L	2-3	3-5-1	13,372	33	Mar. 29	HARTFORD	T-OT	4-4	13-16-4	13,507
10	Feb. 7	@Pittsburgh	L	3-7	3-6-1	11,877	34	Apr. 2	@Tampa Bay	W	4-1	14-16-4	21,557
11	Feb. 9	@Philadelphia	W	3-0	4-6-1	16,229	35	Apr. 5	NY RANGERS	L	0-5	14-17-4	** 14,703
12	Feb. 11	HARTFORD	W	4-3	5-6-1	14,311	36	Apr. 8	@NY Islanders	T-OT	2-2	14-17-5	15,283
13	Feb. 12	NEW JERSEY	L	2-4	5-7-1	14,375	37	Apr. 12	NY ISLANDERS	L	1-3	14-18-5	** 14,703
14	Feb. 15	OTTAWA	W	2-0	6-7-1	12,072	38	Apr. 14	@Washington	L	0-3	14-19-5	12,293
15	Feb. 17	BOSTON	L	4-5	6-8-1	** 14,703	39	Apr. 16	TAMPA BAY	W	4-1	15-19-5	13,232
16	Feb. 19	QUEBEC	L	1-4	6-9-1	** 14,703	40	Apr. 18	PHILADELPHIA	L	1-3	15-20-5	** 14,703
17	Feb. 21	NY RANGERS	L	3-5	6-10-1	** 14,703	41	Apr. 20	NEW JERSEY	W	1-0	16-20-5	14,389
18	Feb. 23	MONTREAL	L	2-5	6-11-1	** 14,703	42	Apr. 22	QUEBEC	W	4-2	17-20-5	** 14,703
19	Feb. 25	@Ottawa	W	4-1	7-11-1	9,520	43	Apr. 24	@Ottawa	W	5-1	18-20-5	9,164
20	Feb. 28	@NY Rangers	T-OT	0-0	7-11-2	18,200	44	Apr. 26	@Buffalo	L	0-5	18-21-5	14,299
21	Mar. 2	@Philadelphia	T-OT	2-2	7-11-3	16,680	45	Apr. 28	@New Jersey	L	1-3	18-22-5	16,679
22	Mar. 4	@New Jersey	L	1-6	7-12-3	18,005	46	Apr. 30	WASHINGTON	T-OT	2-2	18-22-6	** 14,703
23	Mar. 8	OTTAWA	W	3-2	8-12-3	13,609	47	May 2	@NY Rangers	W	4-3	19-22-6	18,200
24	Mar. 11	@Boston	W	2-0	9-12-3	14,488	48	May 3	@Pittsburgh	W	4-3	20-22-6	15,3963



RECORD: 41-31-10 (92 POINTS)  
GENERAL MANAGER: BRYAN MURRAY

COACH: DOUG MACLEAN  
EASTERN CONFERENCE FINISH: 4TH

ATLANTIC DIVISION FINISH: 3RD  
CAPTAIN: BRIAN SKRUDLAND

\*Indicates Rookie

NO	POS	NAME	TEAM	GP	G	A	PTS	+/-	PIM	PP	SH	GW	SHTS	PCTG
27	RW	Scott Mellanby	FLA	79	32	38	70	4	160	19	0	3	225	14.2
44	C	Rob Niedermayer	FLA	82	26	35	61	1	107	11	0	6	155	16.8
26	RW	Ray Sheppard	DET	5	2	2	4	0	2	0	0	1	9	22.2
			SJS	51	27	19	46	-19	10	12	0	4	170	15.9
			FLA	14	8	2	10	0	4	2	0	2	52	15.4
24	D	Robert Svehla	FLA	81	8	49	57	-3	94	7	0	0	146	5.5
29	LW	Johan Garpenlov	FLA	82	23	28	51	-10	36	8	0	7	130	17.7
14	C	Stu Barnes	FLA	72	19	25	44	-12	46	8	0	5	158	12.0
28	C	Martin Straka	OTT	43	9	16	25	-14	29	5	0	1	63	14.3
			NYI	22	2	10	12	-6	6	0	0	0	18	11.1
			FLA	12	2	4	6	1	6	1	0	0	17	11.8
12	RW	Jody Hull	FLA	78	20	17	37	5	25	2	0	3	120	16.7
21	RW	Tom Fitzgerald	FLA	82	13	21	34	-3	75	1	6	2	141	9.2
11	LW	Bill Lindsay	FLA	73	12	22	34	13	57	0	3	2	118	10.2
6	D	Jason Woolley	FLA	52	6	28	34	-9	32	3	0	0	98	6.1
5	D	Gord Murphy	FLA	70	8	22	30	5	30	4	0	0	125	6.1
9	RW	*Radek Dvorak	FLA	77	13	14	27	5	20	0	0	4	126	10.3
20	C	Brian Skrudland	FLA	79	7	20	27	6	129	0	1	1	90	7.8
10	LW	Dave Lowry	FLA	63	10	14	24	-2	36	0	0	1	83	12.0
18	LW	Mike Hough	FLA	64	7	16	23	4	37	0	1	1	66	10.6
55	D	*Ed Jovanovski	FLA	70	10	11	21	-3	137	2	0	2	116	8.6
2	D	Terry Carkner	FLA	73	3	10	13	10	80	1	0	0	42	7.1
8	D	Magnus Svensson	FLA	27	2	9	11	-1	21	2	0	1	58	3.4
25	D	Geoff Smith	FLA	31	3	7	10	-4	20	2	0	0	34	8.8
3	D	Paul Laus	FLA	78	3	6	9	-2	236	0	0	0	45	6.7
16	LW	Gilbert Dionne	PHI	2	0	1	1	0	0	0	0	0	0	0.0
			FLA	5	1	2	3	0	0	0	0	0	12	8.3
15	LW	*Brett Harkins	FLA	8	0	3	3	-2	6	0	0	0	4	0.0
23	D	*Rhett Warrener	FLA	28	0	3	3	4	46	0	0	0	19	0.0
19	RW	*Brad Smyth	FLA	7	1	1	2	-3	4	1	0	0	12	8.3
19	RW	*David Nemirovsky	FLA	9	0	2	2	-1	0	0	0	0	6	0.0
40	C	*Steve Washburn	FLA	1	0	1	1	0	1	0	0	0	0	0.0
22	RW	Bob Kudelski	FLA	13	0	1	1	1	0	0	0	0	23	0.0
7	LW	Mike Casselman	FLA	3	0	0	0	-1	0	0	0	0	2	0.0

GOALTENDERS	GP	W	L	T	GAA	MINS	EN	SO	GA	SA	SV%	G	A	PIM
34 John Vanbiesbrouck	56	26	20	7	2.68	3118	2	2	141	1454	.903	0	2	10
30 Mark Fitzpatrick	34	15	11	3	2.96	1786	2	0	88	810	.891	0	0	12
TOTALS	82	41	31	10	2.82	4979	4	2	234	2287	.898	0	2	22

GAME	DATE	OPPONENT	RESULT	SCORE	RECORD	ATTENDANCE	GAME	DATE	OPPONENT	RESULT	SCORE	RECORD	ATTENDANCE
1	Oct. 7	@New Jersey	L	0-4	0-1-0	19,040	42	Jan. 10	@Colorado	T-OT	4-4	27-12-3	16,061
2	Oct. 8	CALGARY	W	4-3	1-1-0	12,087	43	Jan. 12	@Dallas	T-OT	6-6	27-12-4	16,314
3	Oct. 11	MONTREAL	W	6-1	2-1-0	10,896	44	Jan. 16	SAN JOSE	W	4-1	28-12-4	12,108
4	Oct. 13	OTTAWA	W	6-2	3-1-0	10,085	45	Jan. 22	@Philadelphia	T-OT	1-1	28-12-5	17,380
5	Oct. 15	NY ISLANDERS	W	5-3	4-1-0	11,210	46	Jan. 23	@Washington	W	5-4	29-12-5	9,607
6	Oct. 17	CHICAGO	L	3-6	4-2-0	12,018	47	Jan. 25	MONTREAL	L	2-6	29-13-5	14,187
7	Oct. 21	HARTFORD	W	3-0	5-2-0	12,503	48	Jan. 27	BUFFALO	W	6-2	30-13-5	** 14,703
8	Oct. 24	@Toronto	W	6-1	6-2-0	15,512	49	Jan. 29	PITTSBURGH	W	2-1	31-13-5	** 14,703
9	Oct. 25	@Montreal	L	2-7	6-3-0	16,072	50	Jan. 31	@Buffalo	L	2-6	31-14-5	11,566
10	Oct. 28	@Ottawa	W	4-1	7-3-0	8,660	51	Feb. 1	@Boston	T-OT	2-2	31-14-6	17,430
11	Oct. 31	NY ISLANDERS	L-OT	4-5	7-4-0	10,896	52	Feb. 3	@Tampa Bay	W	5-3	32-14-6	20,828
12	Nov. 2	@Philadelphia	W	2-1	8-4-0	17,219	53	Feb. 7	@Detroit	L	2-4	32-15-6	19,983
13	Nov. 3	@Washington	W	3-2	9-4-0	15,713	54	Feb. 8	DETROIT	W	3-1	33-15-6	** 14,703
14	Nov. 5	TAMPA BAY	W	4-1	10-4-0	11,252	55	Feb. 11	ST. LOUIS	T-OT	2-2	33-15-7	14,370
15	Nov. 7	PHILADELPHIA	W	4-2	11-4-0	12,469	56	Feb. 14	PHILADELPHIA	L	2-4	33-16-7	13,746
16	Nov. 9	EDMONTON	W	2-1	12-4-0	10,816	57	Feb. 16	COLORADO	L-OT	4-5	33-17-7	** 14,703
17	Nov. 11	BUFFALO	W	4-1	13-4-0	14,042	58	Feb. 18	DALLAS	W	6-4	34-17-7	14,042
18	Nov. 14	TORONTO	W	5-2	14-4-0	11,492	59	Feb. 21	@New Jersey	W	4-1	35-17-7	15,872
19	Nov. 16	VANCOUVER	T-OT	2-2	14-4-1	12,016	60	Feb. 24	NY RANGERS	L	0-4	35-18-7	** 14,703
20	Nov. 18	@Los Angeles	L	2-3	14-5-1	13,346	61	Feb. 25	@Buffalo	L	1-6	35-19-7	13,809
21	Nov. 19	@Anaheim	W	4-3	15-5-1	17,174	62	Feb. 29	WASHINGTON	T-OT	2-2	35-19-8	12,183
22	Nov. 21	NEW JERSEY	W	4-3	16-5-1	13,249	63	Mar. 2	@Hartford	L	1-7	35-20-8	11,935
23	Nov. 26	LOS ANGELES	W	5-1	17-5-1	** 14,703	64	Mar. 5	@St. Louis	L	0-2	35-21-8	20,725
24	Nov. 29	PHILADELPHIA	L-OT	1-2	17-6-1	13,553	65	Mar. 7	@Winnipeg	L	3-5	35-22-8	11,322
25	Dec. 1	@Pittsburgh	L	1-2	17-7-1	15,754	66	Mar. 10	BOSTON	L	1-4	35-23-8	** 14,703
26	Dec. 2	@Hartford	W	5-3	18-7-1	10,092	67	Mar. 11	@Chicago	L	4-8	35-24-8	19,772
27	Dec. 5	@Washington	W	4-3	19-7-1	8,126	68	Mar. 13	@NY Rangers	T-OT	3-3	35-24-9	18,200
28	Dec. 7	ANAHEIM	T-OT	3-3	19-7-2	12,142	69	Mar. 17	NEW JERSEY	W	3-0	36-24-9	** 14,703
29	Dec. 9	BOSTON	W	3-1	20-7-2	** 14,703	70	Mar. 19	OTTAWA	W	5-2	37-24-9	12,255
30	Dec. 11	@New Jersey	W	2-1	21-7-2	12,634	71	Mar. 21	NY ISLANDERS	W	3-2	38-24-9	12,704
31	Dec. 12	@NY Islanders	W	3-1	22-7-2	8,085	72	Mar. 23	@Tampa Bay	L	2-4	38-25-9	21,035
32	Dec. 14	@Boston	L	4-6	22-8-2	17,285	73	Mar. 27	@NY Rangers	L	0-3	38-26-9	18,200
33	Dec. 16	@Tampa Bay	W	7-2	23-8-2	16,241	74	Mar. 28	PITTSBURGH	L	2-3	38-27-9	** 14,703
34	Dec. 21	WINNIPEG	W	6-1	24-8-2	13,601	75	Mar. 30	TAMPA BAY	L	1-2	38-28-9	** 14,703
35	Dec. 23	NEW JERSEY	W	2-1	25-8-2	** 14,703	76	Apr. 1	HARTFORD	W	3-2	39-28-9	13,159
36	Dec. 28	WASHINGTON	L	4-5	25-9-2	** 14,703	77	Apr. 3	@Ottawa	L	2-3	39-29-9	13,074
37	Dec. 30	@Pittsburgh	L	5-6	25-10-2	17,181	78	Apr. 6	@Montreal	L	1-2	39-30-9	21,273
38	Jan. 3	@Vancouver	L	2-7	25-11-2	18,422	79	Apr. 8	@NY Rangers	W	5-3	40-30-9	18,200
39	Jan. 5	@Edmonton	W	3-2	26-11-2	11,762	80	Apr. 10	TAMPA BAY	L	1-2	40-31-9	** 14,703
40	Jan. 6	@Calgary	L	0-2	26-12-2	16,792	81	Apr. 12	@NY Islanders	T-OT	1-1	40-31-10	14,744
41	Jan. 8	@San Jose	W	5-2	27-12-2	17,190	82	Apr. 14	NY RANGERS	W	5-1	41-31-10	** 14,703

**RECORD:** 35-28-19 (89 POINTS)  
**GENERAL MANAGER:** BRYAN MURRAY

**COACH:** DOUG MACLEAN  
**EASTERN CONFERENCE FINISH:** 4TH

**ATLANTIC DIVISION FINISH:** 3RD  
**CAPTAIN:** BRIAN SKRUDLAND

\*Indicates Rookie

	NO	POS	NAME	TEAM	GP	G	A	PTS	+/-	PIM	PP	SH	GW	SHTS	PCTG
	26	RW	Ray Sheppard	FLA	68	29	31	60	4	4	13	0	7	226	12.8
	27	RW	Scott Mellanby	FLA	82	27	29	56	7	170	9	1	4	221	8.2
	26	D	Robert Svehla	FLA	82	13	32	45	2	86	5	0	3	159	8.2
	9	C	Kirk Muller	TOR	66	20	17	37	-23	85	1	3	0	153	13.1
				FLA	10	1	2	3	-2	4	1	0	1	21	4.8
	19	RW	Radek Dvorak	FLA	78	18	21	39	-2	30	2	0	1	139	12.9
	44	C	Rob Niedermayer	FLA	60	14	24	38	4	54	3	0	2	136	10.3
	29	LW	Johan Garpenlov	FLA	53	11	25	36	10	47	1	0	1	3	13.3
	11	LW	Bill Lindsay	FLA	81	11	23	34	1	120	0	1	3	168	6.5
	10	LW	Dave Lowry	FLA	77	15	14	29	2	51	2	0	2	6	15.6
	28	C	Martin Straka	FLA	55	7	22	29	9	12	2	0	1	94	7.4
	4	D	Per Gustafsson	FLA	58	7	22	29	11	22	2	0	1	105	6.7
	21	RW	Tom Fitzgerald	FLA	71	10	14	24	7	64	0	2	1	135	7.4
	5	D	Gord Murphy	FLA	80	8	15	23	3	651	2	0	0	137	5.8
	55	D	Ed Jovanovski	FLA	61	7	16	23	-1	172	3	0	1	80	8.8
	20	C	Brian Skrudland	FLA	51	5	13	18	4	48	0	0	2	57	8.8
	55	D	Ed Jovanovski	FLA	61	7	16	23	-1	172	3	0	1	80	8.8
	12	RW	Jody Hull	FLA	67	10	6	16	1	4	0	1	2	92	10.9
	18	LW	Mike Hough	FLA	69	8	6	14	0	48	0	0	2	85	9.4
	15	RW	*David Nemirovsky	FLA	39	7	7	14	1	32	1	0	0	53	13.2
	2	D	Terry Carkner	FLA	70	0	14	14	-4	96	0	0	0	38	0.0
	7	D	Rhett Warrener	FLA	62	4	9	13	20	88	1	0	1	58	6.9
	3	D	Paul Laus	FLA	77	0	12	12	13	313	0	0	0	63	0.0
	22	C	*Steve Washburn	FLA	18	3	6	9	2	4	1	0	0	21	14.3
	23	C	Chris Wells	FLA	47	2	6	8	5	42	0	0	0	29	6.9
	8	RW	*Craig Martin	FLA	1	0	0	0	5	0	0	0	0	1	0.0
	25	D	Geoff Smith	FLA	3	0	0	0	1	2	0	0	0	2	0.0
	16	C	Craig Ferguson	FLA	3	0	0	0	-1	0	0	0	0	5	0.0
	16	C	Craig Fisher	FLA	4	0	0	0	-2	0	0	0	0	2	0.0

**GOALTENDERS**

	GP	W	L	T	GAA	MINS	EN	SO	GA	SA	SV%	G	A	PIM
34 John Vanbiesbrouck	37	14	15	4	2.47	2087	4	4	86	100	0.914	0	1	6
30 Mark Fitzpatrick	15	6	7	2	2.64	819	1	2	36	361	.900	0	0	0
Totals	48	20	22	6	2.61	2916	5	6	127	1366	.907	0	1	

GAME	DATE	OPPONENT	RESULT	SCORE	RECORD	ATTENDANCE	GAME	DATE	OPPONENT	RESULT	SCORE	RECORD	ATTENDANCE
1	Oct. 5	@Philadelphia	W	3-1	1-0-0	19,137	43	Jan. 14	@Vancouver	T-OT	4-4	22-11-10	18,422
2	Oct. 6	@NY Rangers	W	5-2	2-0-0	18,200	44	Jan. 15	@Edmonton	L	0-4	22-12-10	15,673
3	Oct. 8	NY RANGERS	T-OT	1-1	2-0-1	** 14,703	45	Jan. 20	COLORADO	L	2-4	22-13-10	** 14,703
4	Oct. 12	HARTFORD	W	6-0	3-0-1	** 14,703	46	Jan. 22	@Hartford	L-OT	1-2	22-14-10	12,627
5	Oct. 16	@San Jose	T-OT	3-3	3-0-2	17,442	47	Jan. 23	@Boston	W	4-1	23-14-10	15,856
6	Oct. 17	@Colorado	W	2-1	4-0-2	16,061	48	Jan. 25	TAMPA BAY	W	3-2	24-14-10	** 14,703
7	Oct. 20	@Phoenix	T-OT	1-1	4-0-3	14,191	49	Jan. 28	MONTREAL	W	5-1	25-14-10	** 14,703
8	Oct. 23	OTTAWA	W	5-2	5-0-3	** 14,703	50	Jan. 30	BOSTON	W	3-1	26-14-10	** 14,703
9	Oct. 25	NY RANGERS	W	6-4	6-0-3	** 14,703	51	Feb. 1	WASHINGTON	L	1-3	26-15-10	** 14,703
10	Oct. 27	@Philadelphia	W	3-2	7-0-3	18,903	52	Feb. 3	@Montreal	T-OT	2-2	26-15-11	20,471
11	Oct. 29	@NY Rangers	T-OT	1-1	7-0-4	18,200	53	Feb. 6	@Buffalo	T-OT	1-1	26-15-12	16,440
12	Oct. 30	CHICAGO	W	3-2	8-0-4	** 14,703	54	Feb. 7	@New Jersey	T-OT	2-2	26-15-13	18,303
13	Nov. 2	PHILADELPHIA	L	2-3	8-1-4	** 14,703	55	Feb. 9	NY RANGERS	W	4-3	27-15-13	** 14,703
14	Nov. 7	WASHINGTON	W	4-2	9-1-4	** 14,703	56	Feb. 12	TAMPA BAY	W	5-2	28-15-13	** 14,703
15	Nov. 9	PITTSBURGH	W	4-2	10-1-4	** 14,703	57	Feb. 15	@NY Islanders	L-OT	0-1	28-16-13	16,297
16	Nov. 11	@Buffalo	L-OT	2-3	10-2-4	14,197	58	Feb. 16	DETROIT	L	2-4	28-17-13	** 14,703
17	Nov. 13	@Montreal	W	5-3	11-2-4	20,761	59	Feb. 18	@Pittsburgh	L	2-4	28-18-13	16,900
18	Nov. 15	NY ISLANDERS	T-OT	3-3	11-2-5	** 14,703	60	Feb. 20	NEW JERSEY	T-OT	2-2	28-18-14	** 14,703
19	Nov. 18	WASHINGTON	L	2-4	11-3-5	** 14,703	61	Feb. 22	PHILADELPHIA	L-OT	3-4	28-19-14	** 14,703
20	Nov. 20	LOS ANGELES	W	4-1	12-3-5	** 14,703	62	Feb. 25	SAN JOSE	T-OT	2-2	28-19-15	** 14,703
21	Nov. 22	@Dallas	W-OT	2-1	13-3-5	16,573	63	Feb. 27	ST. LOUIS	W-OT	3-2	29-19-15	** 14,703
22	Nov. 23	@St. Louis	W	3-1	14-3-5	19,304	64	Mar. 1	@Tampa Bay	L	0-2	29-20-15	19,517
23	Nov. 26	BUFFALO	W	4-3	15-3-5	** 14,703	65	Mar. 5	PHOENIX	L	0-3	29-21-15	** 14,703
24	Nov. 29	HARTFORD	T-OT	1-1	15-3-6	** 14,703	66	Mar. 7	CALGARY	L	1-3	29-22-15	** 14,703
25	Dec. 1	@Detroit	W	4-2	16-3-6	19,983	67	Mar. 9	BOSTON	L	1-3	29-23-15	** 14,703
26	Dec. 3	@New Jersey	L	0-2	16-4-6	12,032	68	Mar. 11	NY ISLANDERS	W	3-2	30-23-15	** 14,703
27	Dec. 5	NY ISLANDERS	W	4-2	17-4-6	** 14,703	69	Mar. 13	VANCOUVER	W	5-4	31-23-15	** 14,703
28	Dec. 8	DALLAS	T-OT	1-1	17-4-7	** 14,703	70	Mar. 15	TORONTO	T-OT	3-3	31-23-16	** 14,703
29	Dec. 10	@Philadelphia	L	4-5	17-5-7	19,228	71	Mar. 17	@New Jersey	W	4-1	32-23-16	17,109
30	Dec. 11	@Hartford	L	2-5	17-6-7	11,884	72	Mar. 19	@NY Islanders	L	4-7	32-24-16	11,139
31	Dec. 15	EDMONTON	W	6-3	18-6-7	** 14,703	73	Mar. 20	@Ottawa	T-OT	2-2	32-24-17	18,219
32	Dec. 19	@Ottawa	L	2-5	18-7-7	13,264	74	Mar. 22	BUFFALO	W	3-2	33-24-17	** 14,703
33	Dec. 20	@Chicago	W	3-1	19-7-7	18,985	75	Mar. 27	OTTAWA	L	2-3	33-25-17	** 14,703
34	Dec. 22	@NY Rangers	L	3-7	19-8-7	18,200	76	Mar. 29	TAMPA BAY	T-OT	1-1	33-25-18	** 14,703
35	Dec. 23	@NY Islanders	W-OT	4-3	20-8-7	11,127	77	Mar. 31	@Pittsburgh	L	3-4	33-26-18	17,220
36	Dec. 26	@Tampa Bay	T-OT	3-3	20-8-8	20,150	78	Apr. 2	@Toronto	L	1-3	33-27-18	15,726
37	Dec. 28	@Washington	T-OT	1-1	20-8-9	18,130	79	Apr. 5	@Boston	L	2-4	33-28-18	15,632
38	Dec. 29	MONTREAL	L	1-2	20-9-9	** 14,703	80	Apr. 6	@Washington	T-OT	3-3	33-28-19	18,130
39	Jan. 1	ANAHEIM	L	0-3	20-10-9	** 14,703	81	Apr. 9	NEW JERSEY	W	4-2	34-28-19	** 14,703
40	Jan. 4	@Los Angeles	W	5-0	21-10-9	12,227	82	Apr. 11	PITTSBURGH	W	4-2	35-28-19	
41	Jan. 8	@Anaheim	L	2-3	21-11-9	17,174							
42	Jan. 11	@Calgary	W	4-1	22-11-9	17,273							

RECORD: 24-43-15 (63 POINTS)  
GENERAL MANAGER: BRYAN MURRAY

COACH: DOUG MCLEAN, BRYAN MURRAY  
EASTERN CONFERENCE FINISH: 12TH

ATLANTIC DIVISION FINISH: 6TH  
CAPTAIN: SCOTT MELLANBY

\*Indicates Rookie

NO	POS	NAME	TEAM	GP	G	A	PTS	+/-	PIM	PP	SH	GW	SHTS	PCTG
19	C	Ray Whitney	EDM	9	1	3	4	-1	0	0	0	0	19	14.2
		FLA		68	32	29	61	10	28	12	0	2	156	20.5
15	C	Dave Gagner	FLA	78	20	28	48	-21	55	5	1	1	165	12.1
24	D	Robert Svehla	FLA	79	9	34	43	-3	113	3	0	0	144	6.3
27	RW	Scott Mellanby	FLA	79	15	24	39	-14	127	6	0	1	188	8.0
19	RW	Radek Dvorak	FLA	64	12	24	36	-1	33	2	3	0	112	10.7
22	RW	Dino Ciccarelli	TBL	34	11	6	17	-14	42	3	0	3	104	10.6
		FLA		28	5	11	16	-2	28	2	0	1	57	8.8
25	C	Viktor Kozlov	SJS	18	5	2	7	-2	2	2	0	0	51	9.8
		FLA		46	12	11	23	-1	14	3	2	0	114	10.5
9	C	Kirk Muller	FLA	70	8	21	29	-14	54	1	0	3	115	7.0
11	LW	Bill Lindsay	FLA	82	12	16	28	-2	80	0	2	5	150	8.0
55	D	Ed Jovanovski	FLA	81	9	14	23	-12	158	2	1	3	142	6.3
51	RW	David Nemirovsky	FLA	41	9	12	21	-3	8	2	0	1	62	14.5
17	C	*Steve Washburn	FLA	58	11	8	19	-6	32	4	0	2	61	18.0
5	D	Gord Murphy	FLA	79	6	11	17	-3	46	3	0	0	123	4.9
6	D	Jeff Norton	TBL	37	4	6	10	-25	26	4	0	0	41	9.8
		FLA		19	0	7	7	-7	18	0	0	0	20	0.0
44	C	Rob Niedermayer	FLA	33	8	7	15	-9	41	5	0	2	64	12.5
23	C	Chris Wells	FLA	61	5	10	15	4	47	0	1	0	57	8.8
3	D	Paul Laus	FLA	77	0	11	11	-5	293	0	0	0	64	0.0
2	D	Terry Carkner	FLA	74	1	7	8	6	63	0	0	1	34	2.9
29	LW	Johan Garpenlov	FLA	39	2	3	5	-6	8	0	0	0	43	4.7
7	D	Rhett Warrener	FLA	79	0	4	4	-16	99	0	0	0	66	0.0
16	C	*Ryan Johnson	FLA	10	0	2	2	-4	0	0	0	0	6	0.0
8	D	Dallas Eakins	FLA	23	0	1	1	1	4	0	0	0	16	0.0
12	D	*Chris Allen	FLA	1	0	0	0	0	2	0	0	0	1	0.0
4	D	*John Jakopin	FLA	2	0	0	0	-3	4	0	0	0	1	0.0
28	LW	*Peter Worrell	FLA	19	0	0	0	-4	153	0	0	0	15	0.0

GOALTENDERS	GP	W	L	T	GAA	MINS	EN	SO	GA	SA	SV%	G	A	PIM
34 John Vanbiesbrouck	60	18	29	11	2.87	3451	4	4	165	1638	.899	0	3	6
30 Mark Fitzpatrick	12	2	7	2	3.00	640	0	1	32	265	.879	0	0	2
1 Kirk McLean	7	4	2	1	3.25	406	0	0	22	207	.894	0	0	0
80 *Kevin Weekes	11	0	5	1	3.96	485	1	0	32	247	.870	0	0	0

GAME DATE	OPPONENT	RESULT	SCORE	RECORD	ATTENDANCE	GAME DATE	OPPONENT	RESULT	SCORE	RECORD	ATTENDANCE
1 Oct. 1	@Philadelphia	L	1-3	0-1-0	19,381						
2 Oct. 4	@Pittsburgh	W	5-3	1-1-0	15,352						
3 Oct. 11	@St. Louis	L	3-5	1-2-0	17,730						
4 Oct. 13	NY ISLANDERS	T-OT	2-2	1-2-1	** 14,703						
5 Oct. 15	TAMPA BAY	W	2-1	2-2-1	** 14,703						
6 Oct. 16	@Dallas	L	0-4	2-3-1	14,812						
7 Oct. 19	PITTSBURGH	L	1-4	2-4-1	14,703						
8 Oct. 22	@Montreal	L	0-3	2-5-1	20,301						
9 Oct. 23	@Ottawa	T-OT	2-2	2-5-2	15,168						
10 Oct. 25	@Boston	W	5-4	3-5-2	14,560						
11 Oct. 28	LOS ANGELES	T-OT	2-2	3-5-3	** 14,703						
12 Oct. 30	OTTAWA	L	2-5	3-6-3	** 14,703						
13 Nov. 1	BUFFALO	L-OT	3-4	3-7-3	** 14,703						
14 Nov. 5	NEW JERSEY	L	2-4	3-8-3	** 14,703						
15 Nov. 6	@Buffalo	W	4-2	4-8-3	12,752						
16 Nov. 9	WASHINGTON	W	3-2	5-8-3	** 14,703						
17 Nov. 12	NY ISLANDERS	T-OT	2-2	5-8-4	** 14,703						
18 Nov. 14	PHILADELPHIA	L	2-5	5-9-4	** 14,703						
19 Nov. 15	@NY Islanders	W	1-0	6-9-4	12,356						
20 Nov. 18	NY RANGERS	L	1-3	6-10-4	** 14,703						
21 Nov. 20	CALGARY	L	1-2	6-11-4	** 14,703						
22 Nov. 22	@New Jersey	W-OT	2-1	7-11-4	19,040						
23 Nov. 23	WASHINGTON	L	2-5	7-12-4	** 14,703						
24 Nov. 26	BOSTON	W	10-5	8-12-4	** 14,703						
25 Nov. 28	COLORADO	L	2-3	8-13-4	** 14,703						
26 Nov. 30	@NY Rangers	T-OT	1-1	8-13-5	18,200						
27 Dec. 1	PHOENIX	L	2-3	8-14-5	** 14,703						
28 Dec. 5	@Washington	L-OT	2-3	8-15-5	19,740						
29 Dec. 7	WASHINGTON	W	5-4	9-15-5	** 14,703						
30 Dec. 10	@Carolina	W	5-2	10-15-5	7,219						
31 Dec. 12	@NY Rangers	W	4-3	11-15-5	18,200						
32 Dec. 13	@NY Islanders	L	1-4	11-16-5	10,343						
33 Dec. 15	BOSTON	L	2-6	11-17-5	** 14,703						
34 Dec. 17	NY RANGERS	L	2-4	11-18-5	** 14,703						
35 Dec. 18	@Washington	W	4-0	12-18-5	10,414						
36 Dec. 20	@Philadelphia	L	0-2	12-19-5	19,609						
37 Dec. 23	ST. LOUIS	L	2-3	12-20-5	** 14,703						
38 Dec. 26	@Carolina	W	5-2	13-20-5	8,684						
39 Dec. 27	@NY Islanders	W	6-2	14-20-5	** 16,297						
40 Dec. 30	SAN JOSE	T-OT	2-2	14-20-6	** 14,703						
41 Jan. 1	NEW JERSEY	W-OT	2-1	15-20-6	** 14,703						

RECORD: 30-34-18 (78 POINTS)  
GENERAL MANAGER: BRYAN MURRAY

COACH: TERRY MURRAY  
EASTERN CONFERENCE FINISH: 9TH

SOUTHEAST DIVISION FINISH: 2ND  
CAPTAIN: SCOTT MELLANBY

\*Indicates Rookie

NO	POS	NAME	TEAM	GP	G	A	PTS	+/-	PIM	PP	SH	GW	SHTS	PCTG
14	LW	Ray Whitney	FLA	81	26	38	64	-3	18	7	0	6	193	13.5
44	C	Rob Niedermayer	FLA	82	18	33	51	-13	50	6	1	3	142	12.7
25	C	Viktor Kozlov	FLA	65	16	35	51	13	24	5	1	1	209	7.7
27	RW	Scott Mellanby	FLA	67	18	27	45	5	85	4	0	3	136	13.2
19	RW	Radel Dvorak	FLA	82	19	24	43	7	29	0	4	0	182	10.4
21	RW	*Mark Parrish	FLA	73	24	13	37	-6	25	5	0	5	129	18.6
24	D	Robert Svehla	FLA	80	8	29	37	-13	83	4	0	0	157	5.1
11	LW	Bill Lindsay	FLA	75	12	15	27	-1	92	0	1	2	135	8.9
16	LW	*Oleg Kvasha	FLA	68	12	13	25	5	45	4	0	2	138	8.7
4	D	Bret Hedican	FLA	67	5	18	23	5	51	0	2	1	90	5.6
29	LW	Johan Garpenlov	FLA	64	8	9	17	-9	42	0	1	0	71	11.3
10	RW	Pavel Bure	FLA	11	13	3	16	3	4	5	1	0	44	29.5
9	C	Kirk Muller	FLA	82	4	11	15	-11	49	0	0	1	107	3.7
8	D	*Jaroslav Spacek	FLA	63	3	12	15	15	28	2	1	0	92	3.3
2	D	Terry Carkner	FLA	62	2	9	11	0	54	0	0	0	25	8.0
3	D	Paul Laus	FLA	75	1	9	10	-1	218	0	0	0	54	1.9
28	LW	*Peter Worrell	FLA	62	4	5	9	0	258	0	0	2	50	8.0
26	D	*Dan Boyle	FLA	22	3	5	8	0	6	1	0	1	31	9.7
22	RW	Dino Ciccarelli	FLA	14	6	1	7	-1	27	5	0	1	23	26.1
5	D	Gord Murphy	FLA	51	0	7	7	4	16	0	0	0	56	0.0
18	LW	Alex Hicks	FLA	55	0	7	7	-5	62	0	0	0	51	0.0
7	D	Mike Wilson	FLA	34	1	2	3	12	47	0	0	1	48	2.1
12	LW	*Marcus Nilson	FLA	8	1	1	2	2	5	0	0	1	7	14.3
6	D	*Peter Ratchuk	FLA	24	1	1	2	-1	10	0	0	0	34	2.9
23	C	Chris Wells	FLA	20	0	2	2	-4	31	0	0	0	28	0.0
17	C	*Ryan Johnson	FLA	1	1	0	1	0	0	0	0	0	1	100.0
26	RW	David Nemirovsky	FLA	2	0	1	1	1	0	0	0	0	2	0.0
33	D	*Filip Kuba	FLA	5	0	1	1	2	0	0	0	0	5	0.0
15	D	*Jeff Ware	FLA	6	0	1	1	-6	6	0	0	0	1	0.0
12	D	*Chris Allen	FLA	1	0	0	0	1	0	0	0	0	0	0.0
15	D	*John Jakopin	FLA	3	0	0	0	-1	0	0	0	0	0	0.0
37	RW	*Herbert Vasiljevs	FLA	5	0	0	0	-1	2	0	0	0	6	0.0
12	LW	*Dwayne Hay	FLA	9	0	0	0	-1	0	0	0	0	3	0.0

GOALTENDERS

		GP	W	L	T	GAA	MINS	EN	SO	GA	SA	SV%	G	A	PIM
31	Sean Burke	59	21	24	14	2.66	3402	3	3	151	1624	.907	0	4	27
1	Kirk McLean	30	9	10	4	2.74	1597	1	2	73	727	.900	0	0	2
TOTALS		82	30	34	18	2.73	5017	4	5	228	2355	.903	0	4	29

GAME	DATE	OPPONENT	RESULT	SCORE	RECORD	ATTENDANCE										
1	Oct. 9	TAMPA BAY	W	4-1	1-0-0	** 19,227	43	Jan. 20	@NY Islanders	W	5-2	16-16-11	11,283			
2	Oct. 10	@Nashville	W	1-0	2-0-0	17,285	44	Jan. 21	@NY Rangers	W	2-1	17-16-11	18,200			
3	Oct. 16	@Buffalo	T	2-2	2-0-1	18,595	45	Jan. 26	@Philadelphia	T	3-3	17-16-12	19,554			
4	Oct. 21	LOS ANGELES	T	1-1	2-0-2	17,367	46	Jan. 27	MONTREAL	W	2-1	18-16-12	** 19,250			
5	Oct. 23	VANCOUVER	L	0-5	2-1-2	18,070	47	Jan. 30	DALLAS	L	2-5	18-17-12	** 19,250			
6	Oct. 24	@Washington	T	2-2	2-1-3	19,740	48	Feb. 3	TORONTO	W	5-2	19-17-12	17,763			
7	Oct. 28	DETROIT	L	2-7	2-2-3	** 19,163	49	Feb. 5	@Pittsburgh	L	0-3	19-18-12	14,283			
8	Oct. 30	@Chicago	W	7-3	3-2-3	16,807	50	Feb. 6	@Carolina	T	3-3	19-18-13	11,059			
9	Oct. 31	@New Jersey	L	1-3	3-3-3	13,136	51	Feb. 8	ST. LOUIS	L	4-5	19-19-13	17,087			
10	Nov. 2	@NY Islanders	L	2-6	3-4-3	8,192	52	Feb. 11	@Ottawa	W	3-1	20-19-13	16,355			
11	Nov. 4	CHICAGO	W	2-1	4-4-3	17,515	53	Feb. 13	@Montreal	L	0-4	20-20-13	21,273			
12	Nov. 7	NEW JERSEY	L	3-4	4-5-3	18,306	54	Feb. 15	SAN JOSE	T	2-2	20-20-14	18,700			
13	Nov. 11	NY RANGERS	W	4-1	5-5-3	** 19,154	55	Feb. 17	@Dallas	L	1-2	20-21-14	16,928			
14	Nov. 12	@Philadelphia	W	2-1	6-5-3	19,568	56	Feb. 18	@St. Louis	T	0-0	20-21-15	16,272			
15	Nov. 14	@Pittsburgh	L	0-4	6-6-3	13,230	57	Feb. 20	PHOENIX	W	7-1	21-21-15	** 19,250			
16	Nov. 19	@Boston	T	5-5	6-6-4	14,440	58	Feb. 24	PHILADELPHIA	W	5-3	22-21-15	** 19,250			
17	Nov. 21	@New Jersey	T	3-3	6-6-5	16,033	59	Feb. 26	@Detroit	T	5-5	22-21-16	19,983			
18	Nov. 22	PHILADELPHIA	L-OT	1-2	6-7-5	** 19,225	60	Feb. 27	@Toronto	L	1-4	22-22-16	18,800			
19	Nov. 25	BOSTON	L	0-1	6-8-5	18,922	61	Mar. 3	COLORADO	L	5-7	22-23-16	18,985			
20	Nov. 27	@Tampa Bay	W	2-1	7-8-5	11,473	62	Mar. 6	CAROLINA	T	2-2	22-23-17	** 19,250			
21	Nov. 28	BUFFALO	W	6-2	8-8-5	18,655	63	Mar. 8	@Montreal	W	5-2	23-23-17	20,323			
22	Dec. 1	@NY Rangers	L-OT	4-5	8-9-5	18,200	64	Mar. 9	@Boston	L	0-2	23-24-17	15,032			
23	Dec. 2	@Buffalo	L	1-2	8-10-5	14,966	65	Mar. 11	@Washington	W	2-1	24-24-17	16,184			
24	Dec. 5	CAROLINA	T	3-3	8-10-6	17,384	66	Mar. 13	TAMPA BAY	W	1-0	25-24-17	** 19,250			
25	Dec. 9	OTTAWA	W	6-5	9-10-6	16,994	67	Mar. 17	@San Jose	L	2-4	25-25-17	17,483			
26	Dec. 12	CALGARY	L	2-4	9-11-6	17,334	68	Mar. 20	@Los Angeles	L	3-4	25-26-17	14,551			
27	Dec. 16	PITTSBURGH	W	4-1	10-11-6	18,165	69	Mar. 21	@Anaheim	W	5-2	26-26-17	16,434			
28	Dec. 19	EDMONTON	W	3-1	11-11-6	17,953	70	Mar. 24	NY RANGERS	L	1-2	26-27-17	** 19,250			
29	Dec. 23	WASHINGTON	L	0-4	11-12-6	18,535	71	Mar. 26	NASHVILLE	W	4-1	27-27-17	17,755			
30	Dec. 26	@Tampa Bay	W	3-1	12-12-6	17,983	72	Mar. 28	NEW JERSEY	T	2-2	27-27-18	18,870			
31	Dec. 28	NY ISLANDERS	W	5-1	13-12-6	** 19,250	73	Mar. 31	NY ISLANDERS	L	3-5	27-28-18	18,028			
32	Dec. 30	@Pittsburgh	L	4-7	13-13-6	17,112	74	Apr. 1	@Washington	L	3-5	27-29-18	13,511			
33	Jan. 1	CAROLINA	T	3-3	13-13-7	18,505	75	Apr. 3	OTTAWA	L	4-6	27-30-18	18,829			
34	Jan. 2	PITTSBURGH	L	2-4	13-14-7	** 19,250	76	Apr. 5	WASHINGTON	L	0-3	27-31-18	17,670			
35	Jan. 5	@Phoenix	T	2-2	13-14-8	14,104	77	Apr. 7	BOSTON	L	2-5	27-32-18	18,987			
36	Jan. 6	@Colorado	T	2-2	13-14-9	16,061	78	Apr. 9	@Buffalo	L	1-3	27-33-18	18,595			
37	Jan. 8	@Vancouver	T	1-1	13-14-10	15,027	79	Apr. 10	@Toronto	L	1-9	27-34-18	18,800			
38	Jan. 10	@Calgary	W	2-1	14-14-10	15,348	80	Apr. 12	@Ottawa	W	2-0	28-34-18	17,996			
39	Jan. 13	TORONTO	T	3-3	14-14-11	17,552	81	Apr. 14	MONTREAL	W-OT	3-2	29-34-18	18,755			
40	Jan. 14	@Carolina	L	2-3	14-15-11	6,544	82	Apr. 17	TAMPA BAY	W	6-2	30-34-18	19,079			
41	Jan. 16	NY ISLANDERS	W	1-0	15-15-11	19,097										
42	Jan. 18	BUFFALO	L	0-4	15-16-11	17,661										



RECORD: 43-27-6-6 (98 POINTS)  
GENERAL MANAGER: BRYAN MURRAY

COACH: TERRY MURRAY  
EASTERN CONFERENCE FINISH: 5TH

SOUTHEAST DIVISION FINISH: 2ND  
CAPTAIN: SCOTT MELLANBY

\*Indicates Rookie

	NO	POS	NAME	TEAM	GP	G	A	PTS	+/-	PIM	PP	SH	GW	SHTS	PCTG
	10	RW	Pavel Bure	FLA	74	58	36	94	25	16	11	2	14	360	16.1
	14	C	Ray Whitney	FLA	81	29	42	71	16	35	5	0	3	198	14.6
	25	C	Viktor Kozlov	FLA	80	17	53	70	16	24	6	0	2	223	7.6
	24	D	Robert Svehla	FLA	82	9	40	49	23	64	3	0	1	143	6.3
	27	RW	Scott Mellanby	FLA	77	18	28	46	14	126	6	0	2	134	13.4
	21	RW	Mark Parrish	FLA	81	26	18	44	1	39	6	0	3	152	17.1
	28	D	Jaroslav Spacek	FLA	82	10	26	36	7	53	4	0	1	111	9.0
	44	C	Rob Niedermayer	FLA	81	10	23	33	-5	46	1	0	4	135	7.4
	4	D	Bret Hedican	FLA	76	6	19	25	4	68	2	0	1	58	10.3
	13	LW	Oleg Kvasha	FLA	78	5	20	25	3	34	2	0	0	110	4.5
	26	RW	Ray Sheppard	FLA	47	10	10	20	-4	4	5	0	2	74	13.5
	7	D	Mike Wilson	FLA	60	4	16	20	10	35	0	0	2	65	6.2
	19	RW	Radek Dvorak	FLA	35	7	10	17	5	6	0	0	1	67	10.4
	18	LW	Cam Stewart	FLA	65	9	7	16	-2	30	0	0	3	52	17.3
	12	C	*Ryan Johnson	FLA	66	4	12	16	1	14	0	0	0	44	9.1
	3	D	Paul Laus	FLA	77	3	8	11	-1	172	0	0	0	44	6.8
	9	C	Len Barrie	FLA	14	4	6	10	4	6	0	0	0	15	26.7
	8	LW	Peter Worrell	FLA	48	3	6	9	-7	169	2	0	1	45	6.7
	16	C	Mike Sillinger	FLA	13	4	4	8	-1	16	2	0	1	20	20.0
	2	D	Lance Pitlick	FLA	62	3	5	8	7	44	0	0	1	26	11.5
	22	D	Todd Simpson	FLA	82	1	6	7	5	202	0	0	0	50	2.0
	5	D	*Filip Kuba	FLA	13	1	5	6	-3	2	1	0	1	16	6.3
	16	RW	*Ivan Novoseltsev	FLA	14	2	1	3	-3	8	0	0	0	8	25.0
	12	LW	Alex Hicks	FLA	8	1	2	3	3	4	0	0	0	6	16.7
	6	D	*Dan Boyle	FLA	13	0	3	3	-2	4	0	0	0	9	0.0
	48	LW	*Marcus Nilson	FLA	9	0	2	2	2	2	0	0	0	6	0.0
	45	D	*Brad Ference	FLA	13	0	2	2	2	46	10	0	0	10	0.0
	48	LW	*Dave Duerden	FLA	2	0	0	0	0	0	0	0	0	1	0.0
	47	C	Craig Ferguson	FLA	3	0	0	0	-2	0	0	0	0	2	0.0
	40	C	*Eric Boguniecki	FLA	4	0	0	0	-1	2	0	0	0	5	0.0
	48	LW	*Dwayne Hay	FLA	6	0	0	0	-2	2	0	0	0	3	0.0
	23	C	Chris Wells	FLA	13	0	0	0	-5	13	0	0	0	5	0.0
	15	D	*John Jakopin	FLA	17	0	0	0	-2	26	0	0	0	1	0.0

	GOALTENDERS	GP	W	L	T	GAA	MINS	EN	SO	GA	SA	SV%	G	A	PIM
	Rich Shulmistra	1	1	0	0	1.00	60	0	0	1	21	.952	0	0	0
30	Mikhail Shtalenkov	15	8	4	2	2.31	882	0	0	34	369	.908	0	0	2
29	Mike Vernon	34	18	13	2	2.47	2019	2	1	83	1020	.919	0	3	2
1	Sean Burke	7	2	5	0	2.58	418	2	0	18	208	.913	0	0	2
7	Trevor Kidd	28	14	11	2	2.63	1574	0	1	69	809	.915	0	0	0
	FLA TOTALS	82	43	33	6	2.53	4965	4	2	209	2431	.914			

GAME	DATE	OPPONENT	RESULT	SCORE	RECORD	ATTENDANCE	GAME	DATE	OPPONENT	RESULT	SCORE	RECORD	ATTENDANCE
1	Oct. 2	WASHINGTON	W	4-3	1-0-0-0	16,767	42	Jan. 14	CAROLINA	W	5-1	25-11-3-3	15,073
2	Oct. 6	LOS ANGELES	W	4-2	2-0-0-0	13,751	43	Jan. 15	@Tampa Bay	W	5-2	26-11-3-3	14,619
3	Oct. 9	DETROIT	T	2-2	2-0-1-0	18,239	44	Jan. 17	PHILADELPHIA	W	3-1	27-11-3-3	17,029
4	Oct. 12	@Montreal	W	2-1	3-0-1-0	19,380	45	Jan. 19	WASHINGTON	L	1-3	27-12-3-3	14,002
5	Oct. 13	@Toronto	L	2-3	3-1-1-0	18,765	46	Jan. 21	@Atlanta	T	3-3	27-12-4-3	17,814
6	Oct. 16	ANAHEIM	W-OT	3-2	4-1-1-0	14,854	47	Jan. 22	BOSTON	W-OT	4-3	28-12-4-3	18,423
7	Oct. 20	VANCOUVER	W	5-2	5-1-1-0	14,585	48	Jan. 26	NEW JERSEY	L	2-3	28-13-4-3	15,689
8	Oct. 22	CALGARY	L-OT	2-3	5-1-1-1	14,423	49	Jan. 27	@Philadelphia	L	2-4	28-14-4-3	19,781
9	Oct. 24	@Philadelphia	L	0-2	5-2-1-1	19,301	50	Jan. 29	EDMONTON	W	2-1	29-14-4-3	16,181
10	Oct. 27	NY ISLANDERS	W	6-3	6-2-1-1	14,342	51	Feb. 1	@Carolina	L	2-4	29-15-4-3	8,482
11	Oct. 29	@Buffalo	L-OT	2-3	6-2-1-2	17,503	52	Feb. 2	MONTREAL	W	3-1	30-15-4-3	15,066
12	Oct. 30	@Ottawa	L	0-5	6-3-1-2	15,239	53	Feb. 9	SAN JOSE	W	4-1	31-15-4-3	14,274
13	Nov. 3	@Edmonton	T	2-2	6-3-2-2	13,646	54	Feb. 11	@Ottawa	L	3-5	31-16-4-3	17,763
14	Nov. 5	@Vancouver	L	2-3	6-4-2-2	17,055	55	Feb. 12	@Boston	W	5-1	32-16-4-3	17,565
15	Nov. 6	@Calgary	W	6-3	7-4-2-2	15,735	56	Feb. 14	@Montreal	L	1-4	32-17-4-3	18,781
16	Nov. 10	ATLANTA	W	4-1	8-4-2-2	14,745	57	Feb. 16	NY RANGERS	W	3-0	33-17-4-3	17,437
17	Nov. 13	BUFFALO	W	3-1	9-4-2-2	16,221	58	Feb. 19	PITTSBURGH	L	1-2	33-18-4-3	** 19,250
18	Nov. 17	@Colorado	W	2-1	10-4-2-2	18,001	59	Feb. 21	OTTAWA	L	2-4	33-19-4-3	15,226
19	Nov. 18	@St. Louis	L	0-3	10-5-2-2	16,619	60	Feb. 23	@Washington	L-OT	2-3	33-19-4-4	14,386
20	Nov. 20	PITTSBURGH	W-OT	2-1	11-5-2-2	16,349	61	Feb. 24	@Carolina	W	4-2	34-19-4-4	10,494
21	Nov. 24	PHILADELPHIA	L	1-6	11-6-2-2	16,624	62	Feb. 26	CAROLINA	L-OT	1-2	34-19-4-5	16,801
22	Nov. 26	NY RANGERS	W	6-2	12-6-2-2	17,276	63	Feb. 28	BUFFALO	L	2-5	34-20-4-5	14,916
23	Nov. 27	ATLANTA	W	3-0	13-6-2-2	14,618	64	Mar. 1	TORONTO	W	3-1	35-20-4-5	15,896
24	Dec. 3	@Atlanta	L	1-2	13-7-2-2	18,545	65	Mar. 3	@NY Rangers	L	2-4	35-21-4-5	18,200
25	Dec. 4	WASHINGTON	W	2-1	14-7-2-2	14,805	66	Mar. 4	ST. LOUIS	T	1-1	35-21-5-5	17,357
26	Dec. 8	@Phoenix	W	6-1	15-7-2-2	14,891	67	Mar. 7	@Washington	L	2-4	35-22-5-5	15,035
27	Dec. 10	@Dallas	L	3-4	15-8-2-2	17,001	68	Mar. 10	@Tampa Bay	W	4-3	36-22-5-5	12,232
28	Dec. 11	@Nashville	W	4-2	16-8-2-2	16,257	69	Mar. 11	CHICAGO	L	2-5	36-23-5-5	18,223
29	Dec. 15	NASHVILLE	W	3-2	17-8-2-2	13,793	70	Mar. 16	@Pittsburgh	L	2-4	36-24-5-5	16,958
30	Dec. 17	@Buffalo	W	4-2	18-8-2-2	16,753	71	Mar. 18	@NY Islanders	W	4-2	37-24-5-5	10,019
31	Dec. 18	@Pittsburgh	W	5-2	19-8-2-2	15,498	72	Mar. 19	@New Jersey	L	2-5	37-25-5-5	16,575
32	Dec. 20	TORONTO	L	4-6	19-9-2-2	16,794	73	Mar. 21	@NY Rangers	W	4-3	38-25-5-5	18,200
33	Dec. 22	ATLANTA	T	3-3	19-9-3-2	15,154	74	Mar. 23	@Boston	W	3-1	39-25-5-5	15,808
34	Dec. 26	@Carolina	L-OT	3-4	19-9-3-3	13,940	75	Mar. 25	MONTREAL	W	4-2	40-25-5-5	17,917
35	Dec. 27	@Tampa Bay	W	6-1	20-9-3-3	16,802	76	Mar. 29	DALLAS	L	1-4	40-26-5-5	16,484
36	Dec. 30	@Chicago	L	1-2	20-10-3-3	17,752	77	Mar. 31	OTTAWA	W	3-1	41-26-5-5	14,835
37	Jan. 1	TAMPA BAY	W	7-5	21-10-3-3	17,802	78	Apr. 1	TAMPA BAY	T	3-3	41-26-6-5	16,855
38	Jan. 5	@Anaheim	W	5-1	22-10-3-3	13,024	79	Apr. 3	NEW JERSEY	W	5-2	42-26-6-5	15,427
39	Jan. 6	@Los Angeles	L	2-4	22-11-3-3	14,114	80	Apr. 5	BOSTON	W	6-3	43-26-6-5	16,655
40	Jan. 8	@San Jose	W	4-2	23-11-3-3	17,483	81	Apr. 8	@New Jersey	L-OT	1-2	43-26-6-6	17,564
41	Jan. 12	NY ISLANDERS	W	4-3	24-11-3-3	14,602	82	Apr. 9	@ NY Islanders	L	2-3	43-27-6-6	9,316



RECORD: 22-38-13-9 (66 POINTS)  
GENERALMANAGER: BRYAN MURRAY/

COACH: TERRY MURRAY/DUANE SUTTER  
EASTERN CONFERENCE FINISH: 12TH

SOUTHEAST DIVISION FINISH: 3RD  
CAPTAIN: SCOTT MELLANBY

\*Indicates Rookie

N0	POS	NAME	TEAM	GP	G	A	PTS	+/-	PIM	PP	SH	GW	SHTS	PCTG
10	RW	Pavel Bure	FLA	82	59	33	92	-2	58	19	5	8	384	15.4
25	C	Viktor Kozlov	FLA	51	14	23	37	-4	10	6	0	2	139	8.5
18	LW	Marcus Nilson	FLA	78	12	24	36	-3	74	0	0	2	141	8.5
16	C	Mike Sillinger	FLA	55	13	21	34	-11	44	1	0	2	100	13.0
44	C	Rob Niedermayer	FLA	67	12	20	32	-12	50	3	1	0	115	10.4
14	LW	Ray Whitney	FLA	43	10	21	31	-16	28	5	0	0	117	8.5
11	C	Kevyn Adams	FLA	12	3	6	9	7	2	0	0	2	21	14.3
			CBJ	66	8	12	20	-4	52	0	0	1	84	9.5
13	C	Vaclav Prospal	FLA	34	4	12	16	-2	10	1	0	0	68	5.9
			OTT	40	1	12	13	1	12	0	0	0	68	1.5
24	D	Robert Svehla	FLA	82	6	22	28	-8	76	0	0	0	121	5.0
29	D	Anders Eriksson	FLA	60	0	21	21	2	28	0	0	0	80	0.0
			CHI	13	2	3	5	-4	2	1	0	0	19	10.5
17	LW	Greg Adams	FLA	60	11	12	23	-3	10	2	0	1	66	16.7
9	C	Len Barrie	FLA	60	5	18	23	4	135	0	1	2	48	10.4
26	D	Dan Boyle	FLA	69	4	18	22	-14	28	1	0	0	83	4.8
4	D	Bret Hedican	FLA	70	5	15	20	-7	72	4	0	1	104	4.8
21	RW	*Denis Shvidki	FLA	43	6	10	16	6	16	0	0	1	28	21.4
12	C	Olli Jokinen	FLA	78	6	10	16	-22	106	0	0	0	121	5.0
8	LW	Peter Worrell	FLA	71	3	7	10	-10	248	0	0	0	86	3.5
27	RW	Scott Mellanby	FLA	40	4	9	13	-13	46	1	0	0	58	6.9
9	C	Igor Larionov	FLA	26	5	6	11	-11	10	2	0	0	15	33.3
39	RW	*Ivan Novoseltsev	FLA	38	3	6	9	-5	16	0	0	0	34	8.8
19	C	*Serge Payer	FLA	43	5	1	6	0	21	0	1	0	34	14.7
36	D	*Joey Tetarenko	FLA	29	3	1	4	-1	44	0	0	0	21	14.3
22	D	Todd Simpson	FLA	25	1	3	4	0	74	0	0	1	26	3.8
28	D	Jaroslav Spacek	FLA	12	2	1	3	-4	8	1	0	0	21	9.5
3	D	Paul Laus	FLA	25	1	2	3	5	66	0	0	0	18	5.6
15	D	*John Jakopin	FLA	60	1	2	3	-4	62	0	0	0	23	4.3
2	D	Lance Pitlick	FLA	68	1	2	3	-5	42	0	0	0	24	4.2
5	D	Yan Golubovskiy	FLA	6	0	2	2	3	2	0	0	0	4	0.0
49	D	*Lance Ward	FLA	30	0	2	2	-3	45	0	0	0	17	0.0
41	LW	*Andrej Podkonicky	FLA	6	1	0	1	0	2	0	0	0	5	20.0
45	D	*Brad Ference	FLA	14	0	1	1	-10	14	0	0	0	5	0.0
7	D	Mike Wilson	FLA	19	0	1	1	-7	25	0	0	0	26	0.0
43	RW	Paul Brousseau	FLA	1	0	0	0	0	0	0	0	0	0	0.0
23	RW	Rocky Thompson	FLA	3	0	0	0	0	19	0	0	0	0	0.0
43	RW	David Emma	FLA	6	0	0	0	-1	0	0	0	0	6	0.0
35	D	Peter Ratchuk	FLA	8	0	0	0	-1	0	0	0	0	11	0.0

GOALTENDERS	GP	W	L	T	GAA	MINS	EN	SO	GA	SA	SV%	G	A	PIM
1 *Roberto Luongo	47	12	24	7	2.44	2628	6	5	107	1333	.920	0	0	2
37 Trevor Kidd	42	10	23	6	3.31	2354	3	1	130	1217	.893	0	1	6
FLA TOTALS	82	22	47	13	2.95	5006	9	6	246	2559	.904			

GAME DATE	OPPONENT	RESULT	SCORE	RECORD	ATTENDANCE	42	Jan. 9	@ Carolina	L	3-7	8-21-7-6	8,732
1 Oct. 6	VANCOUVER	L-OT	3-4	0-0-0-1	17,535	43	Jan. 12	CAROLINA	T	2-2	8-21-8-6	12,727
2 Oct. 9	@Boston	L	2-4	0-1-0-1	14,415	44	Jan. 13	PHILADELPHIA	L	1-4	8-22-8-6	16,105
3 Oct. 13	CAROLINA	T	2-2	0-1-1-1	13,764	45	Jan. 15	DALLAS	W	2-0	9-22-8-6	13,238
4 Oct. 18	@Phoenix	L-OT	1-2	0-1-1-2	12,862	46	Jan. 17	@Chicago	L	0-5	9-23-8-6	12,750
5 Oct. 20	@Colorado	L	1-5	0-2-1-2	18,007	47	Jan. 19	@Buffalo	L	0-1	9-24-8-6	18,690
6 Oct. 22	@Minnesota	T	0-0	0-2-2-2	18,064	48	Jan. 20	@Philadelphia	L	3-5	9-25-8-6	19,682
7 Oct. 25	NEW JERSEY	L	1-2	0-3-2-2	13,791	49	Jan. 22	@Boston	W	3-2	10-25-8-6	14,770
8 Oct. 27	@Nashville	T	3-3	0-3-3-2	15,143	50	Jan. 24	@Washington	L	1-2	10-26-8-6	16,780
9 Oct. 28	OTTAWA	W	3-1	1-3-3-2	14,501	51	Jan. 26	OTTAWA	L-OT	4-5	10-26-8-7	12,958
10 Oct. 30	@New Jersey	L-OT	5-6	1-3-3-3	13,168	52	Jan. 27	TAMPA BAY	W-OT	3-2	11-26-8-7	14,612
11 Nov. 1	NY ISLANDERS	L	0-3	1-4-3-3	13,371	53	Jan. 30	@Tampa Bay	L	3-4	11-27-8-7	11,752
12 Nov. 4	WASHINGTON	L	2-3	1-5-3-3	14,656	54	Jan. 31	BUFFALO	W	5-2	12-27-8-7	13,003
13 Nov. 8	MONTREAL	L	2-4	1-6-3-3	14,028	55	Feb. 7	MINNESOTA	W	2-1	13-27-8-7	12,422
14 Nov. 10	CALGARY	T	3-3	1-6-4-3	14,085	56	Feb. 9	NY RANGERS	L	2-4	13-28-8-7	17,273
15 Nov. 13	ATLANTA	L	1-4	1-7-4-3	13,686	57	Feb. 10	@Atlanta	W	7-3	14-28-8-7	18,196
16 Nov. 15	@Carolina	W	4-1	2-7-4-3	11,088	58	Feb. 14	PHOENIX	W	4-3	15-28-8-7	12,785
17 Nov. 17	@Columbus	W	3-0	3-7-4-3	17,615	59	Feb. 16	BOSTON	W	2-1	16-28-8-7	15,196
18 Nov. 18	@Ottawa	L	2-5	3-8-4-3	18,204	60	Feb. 19	ST. LOUIS	W	3-0	17-28-8-7	14,305
19 Nov. 21	@Montreal	W	4-1	4-8-4-3	19,009	61	Feb. 21	@Pittsburgh	L-OT	2-3	17-28-8-8	16,958
20 Nov. 24	@Tampa Bay	L	1-2	4-9-4-3	19,424	62	Feb. 22	@Ottawa	L	2-4	17-29-8-8	18,500
21 Nov. 25	TAMPA BAY	W-OT	2-1	5-9-4-3	15,612	63	Feb. 24	@NY Islanders	L	4-5	17-30-8-8	13,224
22 Nov. 29	CAROLINA	L-OT	1-2	5-9-4-4	13,008	64	Feb. 26	@New Jersey	L	3-5	17-31-8-8	14,114
23 Dec. 1	DETROIT	L	1-3	5-10-4-4	17,013	65	Feb. 28	@NY Rangers	L	2-4	17-32-8-8	18,200
24 Dec. 2	@St. Louis	L	2-5	5-11-4-4	19,364	66	Mar. 2	ATLANTA	L	3-4	17-33-8-8	15,171
25 Dec. 4	@Toronto	T	4-4	5-11-5-4	19,144	67	Mar. 3	@Atlanta	T	2-2	17-33-9-8	16,331
26 Dec. 6	NY ISLANDERS	L	1-4	5-12-5-4	13,034	68	Mar. 7	SAN JOSE	T	3-3	17-33-10-8	12,855
27 Dec. 8	@Atlanta	L-OT	3-4	5-12-5-5	15,002	69	Mar. 9	COLUMBUS	L-OT	6-7	17-33-10-9	13,358
28 Dec. 9	Colorado	L	2-4	5-13-5-5	15,290	70	Mar. 11	@NY Islanders	W	4-1	18-33-10-9	15,178
29 Dec. 13	@Detroit	T	3-3	5-13-6-5	19,995	71	Mar. 14	EDMONTON	T	2-2	18-33-11-9	13,100
30 Dec. 15	@Pittsburgh	W	4-1	6-13-6-5	15,004	72	Mar. 16	PITTSBURGH	L	3-6	18-34-11-9	** 19,250
31 Dec. 16	@Buffalo	L	2-3	6-14-6-5	17,403	73	Mar. 17	TORONTO	L	3-5	18-35-11-9	16,205
32 Dec. 18	@NY Rangers	L	3-6	6-15-6-5	18,200	74	Mar. 20	@Montreal	T	3-3	18-35-12-9	20,080
33 Dec. 20	PITTSBURGH	T	2-2	6-15-7-5	13,992	75	Mar. 21	@Toronto	W	3-1	19-35-12-9	19,309
34 Dec. 22	NEW JERSEY	L	0-2	6-16-7-5	14,428	76	Mar. 23	WASHINGTON	W	4-1	20-35-12-9	14,354
35 Dec. 23	@Washington	L	3-5	6-17-7-5	15,001	77	Mar. 28	MONTREAL	T	2-2	20-35-13-9	14,239
36 Dec. 27	PHILADELPHIA	L	2-5	6-18-7-5	16,160	78	Mar. 30	TAMPA BAY	L	2-4	20-36-13-9	15,937
37 Dec. 29	BOSTON	W	3-0	7-18-7-5	15,336	79	Apr. 2	BUFFALO	L	3-5	20-37-13-9	13,211
38 Dec. 30	TORONTO	L	1-4	7-19-7-5	17,874	80	Apr. 3	@Philadelphia	W	2-1	21-37-13-9	19,565
39 Jan. 3	@Anaheim	L-OT	2-3	7-19-7-6	11,396	81	Apr. 5	@Washington	L	0-3	21-38-13-9	14,727
40 Jan. 4	@Los Angeles	W	4-3	8-19-7-6	14,137	82	Apr. 7	NY RANGERS	W	3-0	22-38-13-9	18,389
41 Jan. 6	@ San Jose	L	1-3	8-20-7-6	17,496							

RECORD: 22-44-10-6 (60 POINTS)  
GENERAL MANAGER: BILL TORREY/  
CHUCK FLETCHER (INTERIM)

COACH: DUANE SUTTER/MIKE KEENAN  
EASTERN CONFERENCE FINISH: 14TH

SOUTHEAST DIVISION FINISH: 4TH  
CAPTAIN: PAUL LAUS/PAVEL BURE

\*Indicates Rookie

NO	POS	NAME	TEAM	GP	G	A	PTS	+/-	PIM	PP	SH	GW	S	PCTG
44	D	Sandis Ozolinsh	FLA	37	10	19	29	-3	24	2	0	1	101	9.9
			CAR	46	4	19	23	-4	34	1	0	0	71	5.6
10	RW	Pavel Bure	FLA	56	22	27	49	-14	56	9	1	1	238	9.2
22	LW	*Kristian Huselius	FLA	79	23	22	45	-4	14	6	1	3	169	13.6
18	LW	Marcus Nilson	FLA	81	14	19	33	-14	55	6	1	2	147	9.5
28	C	Jason Wiemer	FLA	70	11	20	31	-4	178	5	1	1	115	9.6
39	RW	Ivan Novoseltsev	FLA	70	13	16	29	-10	44	1	1	5	109	11.9
12	C	Olli Jokinen	FLA	80	9	20	29	-16	98	3	1	0	153	5.9
24	D	Robert Svehla	FLA	82	7	22	29	-19	87	3	0	0	119	5.9
14	LW	*Niklas Hagman	FLA	78	10	18	28	-6	8	0	1	2	134	7.5
25	C	Viktor Kozlov	FLA	50	9	18	27	-16	20	6	0	1	143	6.3
20	RW	Valeri Bure	FLA	31	8	10	18	-3	12	2	0	1	100	8.0
45	D	Brad Ference	FLA	80	2	15	17	-13	254	0	0	0	65	3.1
26	RW	*Pierre Dagenais	FLA	26	7	1	8	-5	4	2	0	0	47	14.9
			NJD	16	3	3	6	-5	4	1	0	1	30	10.0
16	C	Kevyn Adams	FLA	44	4	8	12	-3	28	0	1	0	71	5.6
43	C	Bryon Ritchie	FLA	31	5	6	11	-2	34	2	0	0	55	9.1
			CAR	4	0	0	0	0	2	0	0	0	5	0.0
55	D	Igor Ulanov	FLA	14	0	4	4	-3	11	0	0	0	9	0.0
			NYR	39	0	6	6	-4	53	0	0	0	17	0.0
11	LW	Bill Lindsay	FLA	63	4	7	11	-11	117	0	0	1	63	6.3
4	D	Bret Hedican	FLA	31	3	7	10	-4	12	0	0	0	46	6.5
8	LW	Peter Worrell	FLA	79	4	5	9	-15	354	0	0	1	65	6.2
3	D	Paul Laus	FLA	45	4	3	7	1	157	0	1	0	39	10.3
26	D	Dan Boyle	FLA	25	3	3	6	-1	12	1	0	0	31	9.7
49	D	Lance Ward	FLA	68	1	4	5	-20	131	0	0	0	39	2.6
17	C	Ryan Johnson	FLA	29	1	3	4	-5	10	0	0	0	24	4.2
38	LW	*Eric Beaudoin	FLA	8	1	3	4	-2	4	0	0	1	11	9.1
5	D	Jeff Norton	FLA	29	0	4	4	-5	8	0	0	0	13	0.0
21	RW	Denis Shvidki	FLA	8	1	2	3	-4	2	0	0	0	11	9.0
19	C	*Stephen Weiss	FLA	7	1	1	2	2	0	1	0	0	15	6.7
2	D	Lance Pitlick	FLA	35	1	1	2	-14	12	0	0	0	15	6.7
42	D	Brad Norton	FLA	22	0	2	2	-2	45	0	0	0	6	0.0
36	D	Joey Tetarenko	FLA	38	1	0	1	-5	123	0	0	0	10	10.0
23	D	*Kyle Rossiter	FLA	2	0	0	0	-1	2	0	0	0	0	0.0
42	C	Matt Herr	FLA	3	0	0	0	-2	0	0	0	0	0	0.0
33	RW	*David Morisset	FLA	4	0	0	0	-7	5	0	0	0	2	0.0
29	D	*Lukas Krajicek	FLA	5	0	0	0	0	0	0	0	0	3	0.0
23	RW	*Rocky Thompson	FLA	6	0	0	0	12	0	0	0	0	0	0.0
41	C	*Nick Smith	FLA	15	0	0	0	-1	0	0	0	0	2	0.0

GOALTENDERS	GP	W	L	T	GAA	MINS	EN	SO	GA	SA	SV%	G	A	PIM
Roberto Luongo	58	30	30	16	2.77		33	4	4	4	140	1653	.915	012
Wade Flaherty	4	24	5	2	2.94	1	1	0	0	12	148	.919	0	0
Trevor Kidd	33	16	8	3	3.21	4	16	5	4	1	90	857	.895	010
Fla Totals	82	49	37	22	3.01	50	10	8	5	250	2666	.906		

GAMEDATE	OPPONENT	RESULT	SCORE	RECORD	ATTENDANCE	GAMEDATE	OPPONENT	RESULT	SCORE	RECORD	ATTENDANCE
1 Oct. 4	@ Philadelphia	L	2-5	0-1-0-0	19,545	42 Jan. 7	@Washington	W	2-1	14-22-3-3	17,295
2 Oct. 6	NY ISLANDERS	L	0-3	0-2-0-0	**19,250	43 Jan. 9	DALLAS	L	2-3	14-23-3-3	15,225
3 Oct. 7	@ Tampa Bay	W	5-0	1-2-0-0	12,658	44 Jan. 11	OTTAWA	L	2-4	14-24-3-3	14,105
4 Oct. 10	OTTAWA	L	0-2	1-3-0-0	14,651	45 Jan. 12	WASHINGTON	L	0-1	14-25-3-3	15,519
5 Oct. 13	PHILADELPHIA	L	2-5	1-4-0-0	16,547	46 Jan. 16	CHICAGO	L	0-3	14-26-3-3	14,341
6 Oct. 16	@ Vancouver	T-OT	2-2	1-4-1-0	16,859	47 Jan. 18	@ Dallas	W	3-2	15-26-3-3	18,532
7 Oct. 18	@ Calgary	L	1-3	1-5-1-0	15,093	48 Jan. 19	ATLANTA	L	1-6	15-27-3-3	15,292
8 Oct. 20	@ Edmonton	L	2-6	1-6-1-0	16,839	49 Jan. 21	MONTREAL	W	7-5	16-27-3-3	14,722
9 Oct. 24	WASHINGTON	L-OT	3-4	1-6-1-1	14,064	50 Jan. 23	NEW JERSEY	L	1-3	16-28-3-3	15,969
10 Oct. 26	LOS ANGELES	W	3-2	2-6-1-1	18,093	51 Jan. 25	@ Carolina	T-OT	1-1	16-28-4-3	18,730
11 Oct. 28	@ Pittsburgh	T-OT	2-2	2-6-2-1	16,449	52 Jan. 26	@ Boston	L	2-4	16-29-4-3	17,565
12 Oct. 30	@ NY Islanders	L	2-3	2-7-2-1	9,271	53 Jan. 30	PHOENIX	L	1-3	16-30-4-3	17,191
13 Oct. 31	@ NY Rangers	W	3-1	3-7-2-1	17,114	54 Feb. 4	NY ISLANDERS	T-OT	6-6	16-30-5-3	14,030
14 Nov. 3	NY RANGERS	L	3-5	3-8-2-1	18,238	55 Feb. 6	TAMPA BAY	L	2-3	16-31-5-3	13,684
15 Nov. 7	PITTSBURGH	W	2-0	4-8-2-1	16,164	56 Feb. 7	@ Tampa Bay	W	3-1	17-31-5-3	14,911
16 Nov. 10	PHILADELPHIA	L-OT	2-3	4-8-2-2	17,977	57 Feb. 9	@ Boston	L	1-4	17-32-5-3	17,565
17 Nov. 12	BUFFALO	L	3-5	4-9-2-2	13,392	58 Feb. 12	@ Nashville	L	0-1	17-33-5-3	14,025
18 Nov. 14	TORONTO	L	2-3	4-10-2-2	15,374	59 Feb. 13	@ Chicago	L	4-5	17-34-5-3	15,197
19 Nov. 16	@ Buffalo	W	2-0	5-10-2-2	17,568	60 Feb. 26	@ Washington	L	3-4	17-35-5-3	15,803
20 Nov. 17	@ Montreal	L-OT	0-1	5-10-2-3	19,923	61 Feb. 27	DETROIT	L-OT	2-3	17-35-5-4	**19,250
21 Nov. 19	@ Toronto	L	1-5	5-11-2-3	19,219	62 Mar. 2	@ Tampa Bay	L	2-3	17-36-5-4	16,684
22 Nov. 21	ANAHEIM	W	6-0	6-11-2-3	15,232	63 Mar. 5	@ Pittsburgh	L-OT	5-6	17-36-5-5	12,652
23 Nov. 24	NEW JERSEY	L	1-5	6-12-2-3	18,875	64 Mar. 8	EDMONTON	W	5-4	18-36-5-5	15,914
24 Nov. 27	@ Colorado	L	1-4	6-13-2-3	18,007	65 Mar. 9	NASHVILLE	T-OT	2-2	18-36-6-5	15,378
25 Nov. 29	@ Minnesota	L	0-6	6-14-2-3	18,064	66 Mar. 13	CALGARY	T-OT	3-3	18-36-7-5	13,868
26 Dec. 1	ATLANTA	L	2-5	6-15-2-3	15,032	67 Mar. 15	BUFFALO	W	5-2	19-36-7-5	15,571
27 Dec. 5	COLUMBUS	W	2-0	7-15-2-3	13,419	68 Mar. 17	@ Ottawa	L	0-2	19-37-7-5	16,405
28 Dec. 8	CAROLINA	L	2-3	7-16-2-3	15,774	69 Mar. 20	MONTREAL	L	1-4	19-38-7-5	14,609
29 Dec. 12	@ Carolina	L	1-4	7-17-2-3	10,281	70 Mar. 21	@ Carolina	L	2-3	19-39-7-5	15,088
30 Dec. 14	@ New Jersey	W	3-2	8-17-2-3	14,211	71 Mar. 23	BOSTON	L	1-3	19-40-7-5	16,403
31 Dec. 15	@ NY Islanders	W	3-1	9-17-2-3	13,315	72 Mar. 25	@ New Jersey	L	1-3	19-41-7-5	15,014
32 Dec. 17	@ NY Rangers	L	2-4	9-18-2-3	17,784	73 Mar. 26	@ Montreal	W	2-1	20-41-7-5	20,388
33 Dec. 19	WASHINGTON	W	5-2	10-18-2-3	15,245	74 Mar. 28	@ Ottawa	W	4-3	21-41-7-5	14,352
34 Dec. 22	ST. LOUIS	L	0-2	10-19-2-3	17,504	75 Mar. 30	NY RANGERS	L	2-4	21-42-7-5	**19,250
35 Dec. 26	@ Atlanta	T-OT	3-3	10-19-3-3	14,051	76 Apr. 3	PITTSBURGH	W	3-2	22-42-7-5	15,614
36 Dec. 28	BOSTON	L	1-7	10-20-3-3	17,391	77 Apr. 5	@ Buffalo	L	1-3	22-43-7-5	17,217
37 Dec. 29	TORONTO	W	4-2	11-20-3-3	**19,250	78 Apr. 6	@ Toronto	T-OT	2-2	22-43-8-5	19,373
38 Dec. 31	ATLANTA	W	4-3	12-20-3-3	14,164	79 Apr. 8	@ Philadelphia	T-OT	4-4	22-43-9-5	19,517
39 Jan. 2	@ Los Angeles	L	1-3	12-21-3-3	17,006	80 Apr. 10	@ Atlanta	T-OT	4-4	22-43-10-5	13,747
40 Jan. 4	@ Anaheim	W	2-1	13-21-3-3	10,696	81 Apr. 12	CAROLINA	L	1-3	22-44-10-5	**19,250
41 Jan. 5	@ San Jose	L	0-6	13-22-3-3	17,496	82 Apr. 14	TAMPA BAY	L-OT	2-3	22-44-10-6	18,219

RECORD: 24-36-13-9 (70 POINTS)  
GENERAL MANAGER: RICK DUDLEY

COACH: MIKE KEENAN  
EASTERN CONFERENCE FINISH: 13TH

SOUTHEAST DIVISION FINISH: 4TH  
CAPTAIN: NO CAPTAIN

\*Indicates Rookie

NO	POS	NAME	TEAM	GP	G	A	PTS	+/-	PIM	PP	SH	GW	SHTS	PCTG
12	C	Olli Jokinen	FLA	81	36	29	65	-17	79	13	3	6	240	15.0
25	RW	Viktor Kozlov	FLA	74	22	34	56	-8	18	0	1	1	232	9.5
22	LW	Kristian Huselius	FLA	78	20	23	43	-6	20	3	0	3	187	10.7
18	LW	Marcus Nilson	FLA	82	15	19	34	2	31	7	0	0	187	8.0
16	C	Matt Cullen	ANA	50	7	14	21	-4	12	1	0	1	77	9.1
			FLA	30	6	6	12	-8	22	2	1	1	54	11.1
			TOTAL	80	13	20	33	-16	34	3	1	2	131	9.7
39	RW	Ivan Novoseltsev	FLA	78	10	17	29	-3	30	1	0	0	115	8.7
27	RW	*Jaroslav Bednar	FLA	15	0	9	9	-2	4	0	0	0	29	0.0
			FLA	57	0	13	18	-2	14	0	0	0	66	7.6
			TOTAL	67	0	22	27	-11	18	0	0	0	95	5.3
20	RW	#Valeri Bure	FLA	46	5	7	26	-11	10	0	0	1	150	3.3
44	D	#Sandis Ozolinsh	FLA	51	19	19	26	-16	40	0	0	2	83	8.4
14	LW	Niklas Hagman	FLA	80	8	15	23	-13	20	0	0	0	132	6.1
9	C	*Stephen Weiss	FLA	77	6	15	21	-13	17	0	0	2	87	6.9
4	D	*Jay Bouwmeester	FLA	82	4	12	16	-29	14	0	0	0	110	3.6
6	D	Andreas Lilja	LA	17	0	3	3	5	14	0	0	0	13	0.0
			FLA	56	4	8	12	18	56	0	0	0	59	6.8
			TOTAL	73	4	11	15	-18	70	0	0	0	72	5.6
56	D	Ivan Majesky	FLA	82	4	8	12	-2	92	0	0	2	52	7.7
7	D	Pavel Trnka	ANA	24	0	6	9	-1	6	1	0	0	33	9.1
			FLA	22	0	3	3	-1	24	0	0	0	25	0.0
			TOTAL	46	0	9	12	-1	30	1	0	0	58	5.2
34	D	Mathieu Biron	FLA	34	1	8	9	-18	14	0	0	0	52	1.9
32	LW	Stephane Matteau	FLA	52	4	4	8	-9	27	0	0	0	47	8.5
45	D	#Brad Ference	FLA	60	2	1	4	-2	118	0	0	0	41	4.9
36	D	#Dmitry Yushkevich	FLA	23	1	1	2	-12	14	0	0	0	23	4.3
17	C	#Ryan Johnson	FLA	58	2	6	7	-13	26	0	0	0	54	3.7
21	RW	Denis Shvidki	FLA	23	4	2	6	-7	12	0	0	1	29	13.8
8	LW	Peter Worrell	FLA	63	2	2	5	-14	193	0	0	0	52	3.8
29	LW	Jeff Toms	FLA	8	0	2	4	-4	4	0	0	1	12	16.7
49	RW/D	#Lance Ward	FLA	36	3	1	4	-4	78	0	0	0	34	8.8
		Mike Van Ryn	STL	20	0	3	0	3	8	0	0	0	21	0.0
			FLA	0	0	0	0	0	0	0	0	0	0	0.0
			TOTAL	20	0	3	0	3	8	0	0	0	21	0.0
19	C	Byron Ritchie	FLA	30	0	3	3	-4	19	0	0	0	29	0.0
5	D	Branislav Mezei	FLA	11	0	0	2	-2	10	0	0	1	10	20.0
55	D	Igor Ulanov	FLA	56	1	1	2	-7	39	0	0	0	20	5.0
29	D	Igor Kravchuk	FLA	7	0	1	1	-3	4	0	0	0	8	0.0
23	RW	*Juraj Kolnik	FLA	10	0	1	1	1	0	0	0	0	14	0.0
38	LW	Eric Beaudoin	FLA	15	0	1	1	-7	25	0	0	0	11	0.0
15	RW	Jim Campbell	FLA	1	0	0	0	0	2	0	0	0	3	0.0
28	D	Jamie Rivers	FLA	1	0	0	0	-2	0	0	0	0	2	0.0
		Pascal Trepanier	NSH	1	0	0	0	0	0	0	0	0	1	0.0
			FLA	0	0	0	0	0	0	0	0	0	0	0.0
			TOTAL	0	0	0	0	0	0	0	0	0	0	0.0
36	RW	#Joey Tetarenko	FLA	2	0	0	0	-1	4	0	0	0	2	0.0
33	D	*Kyle Rossiter	FLA	9	0	0	0	-2	4	0	0	0	0	0.0
26	RW	Pierre Dagenais	FLA	9	0	0	0	-1	4	0	0	0	5	0.0
24	LW	Darcy Hordichuk	PHX	25	0	0	0	-1	82	0	0	0	5	0.0
			FLA	3	0	0	0	-1	15	0	0	0	2	0.0
			TOTAL	28	0	0	0	-2	97	0	0	0	7	0.0
GOALTENDERS		GP	W	L	T	GAA	MINS	EN	SO	GA	SA	SV%	G A	PIM
1	Roberto Luongo	65	3627	2.71	20	34	7	7	6	164	2011	.918	0 0	4
30	Jani Hurne	28	1376	2.88	4	11	6	0	1	66	707	.907	0 0	2
	FLA TOTALS	82	5021	2.83	24	45	13	7	7	237	2725	.913	0 0	6

GAME	DATE	OPPONENT	RESULT	SCORE	RECORD	ATTENDANCE	GAME	DATE	OPPONENT	RESULT	SCORE	RECORD	ATTENDANCE
1	Oct. 6	VANCOUVER	L-OT	3-4	0-0-0-1	17,535	43	Jan. 12	CAROLINA	T	2-2	8-21-8-6	12,727
2	Oct. 9	@Boston	L	2-4	0-1-0-1	14,415	44	Jan. 13	PHILADELPHIA	L	1-4	8-22-8-6	16,105
3	Oct. 13	CAROLINA	T	2-2	0-1-1-1	13,764	45	Jan. 15	DALLAS	W	2-0	9-22-8-6	13,238
4	Oct. 18	@Phoenix	L-OT	1-2	0-1-1-2	12,862	46	Jan. 17	@Chicago	L	0-5	9-23-8-6	12,750
5	Oct. 20	@Colorado	L	1-5	0-2-1-2	18,007	47	Jan. 19	@Buffalo	L	0-1	9-24-8-6	18,690
6	Oct. 22	@Minnesota	T	0-0	0-2-2-2	18,064	48	Jan. 20	@Philadelphia	L	3-5	9-25-8-6	19,682
7	Oct. 25	NEW JERSEY	L	1-2	0-3-2-2	13,791	49	Jan. 22	@Boston	W	3-2	10-25-8-6	14,770
8	Oct. 27	@Nashville	T	3-3	0-3-3-2	15,143	50	Jan. 24	@Washington	L	1-2	10-26-8-6	16,780
9	Oct. 28	OTTAWA	W	3-1	1-3-3-2	14,501	51	Jan. 26	OTTAWA	L-OT	4-5	10-26-8-7	12,958
10	Oct. 30	@New Jersey	L-OT	5-6	1-3-3-3	13,168	52	Jan. 27	TAMPA BAY	W-OT	3-2	11-26-8-7	14,612
11	Nov. 1	NY ISLANDERS	L	0-3	1-4-3-3	13,371	53	Jan. 30	@Tampa Bay	L	3-4	11-27-8-7	11,752
12	Nov. 4	WASHINGTON	L	2-3	1-5-3-3	14,656	54	Jan. 31	BUFFALO	W	5-2	12-27-8-7	13,003
13	Nov. 8	MONTREAL	L	2-4	1-6-3-3	14,028	55	Feb. 7	MINNESOTA	W	2-1	13-27-8-7	12,422
14	Nov. 10	CALGARY	T	3-3	1-6-4-3	14,085	56	Feb. 9	NY RANGERS	L	2-4	13-28-8-7	17,273
15	Nov. 13	ATLANTA	L	1-4	1-7-4-3	13,686	57	Feb. 10	@Atlanta	W	7-3	14-28-8-7	18,196
16	Nov. 15	@Carolina	W	4-1	2-7-4-3	11,088	58	Feb. 14	PHOENIX	W	4-3	15-28-8-7	12,785
17	Nov. 17	@Columbus	W	3-0	3-7-4-3	17,615	59	Feb. 16	BOSTON	W	2-1	16-28-8-7	15,196
18	Nov. 18	@Ottawa	L	2-5	3-8-4-3	18,204	60	Feb. 19	ST. LOUIS	W	3-0	17-28-8-7	14,305
19	Nov. 21	@Montreal	W	4-1	4-8-4-3	19,009	61	Feb. 21	@Pittsburgh	L-OT	2-3	17-28-8-8	16,958
20	Nov. 24	@Tampa Bay	L	1-2	4-9-4-3	19,424	62	Feb. 22	@Ottawa	L	2-4	17-29-8-8	18,500
21	Nov. 25	TAMPA BAY	W-OT	2-1	5-9-4-3	15,612	63	Feb. 24	@NY Islanders	L	4-5	17-30-8-8	13,224
22	Nov. 29	CAROLINA	L-OT	1-2	5-9-4-4	13,008	64	Feb. 26	@New Jersey	L	3-5	17-31-8-8	14,114
23	Dec. 1	DETROIT	L	1-3	5-10-4-4	17,013	65	Feb. 28	@NY Rangers	L	2-4	17-32-8-8	18,200
24	Dec. 2	@St. Louis	L	2-5	5-11-4-4	19,364	66	Mar. 2	ATLANTA	L	3-4	17-33-8-8	15,171
25	Dec. 4	@Toronto	T	4-4	5-11-5-4	19,144	67	Mar. 3	@Atlanta	T	2-2	17-33-9-8	16,331
26	Dec. 6	NY ISLANDERS	L	1-4	5-12-5-4	13,034	68	Mar. 7	SAN JOSE	T	3-3	17-33-10-8	12,855
27	Dec. 8	@Atlanta	L-OT	3-4	5-12-5-5	15,002	69	Mar. 9	COLUMBUS	L-OT	6-7	17-33-10-9	13,358
28	Dec. 9	Colorado	L	2-4	5-13-5-5	15,290	70	Mar. 11	@NY Islanders	W	4-1	18-33-10-9	15,178
29	Dec. 13	@Detroit	T	3-3	5-13-6-5	19,995	71	Mar. 14	EDMONTON	T	2-2	18-33-11-9	13,100
30	Dec. 15	@Pittsburgh	W	4-1	6-13-6-5	15,004	72	Mar. 16	PITTSBURGH	L	3-6	18-34-11-9	** 19,250
31	Dec. 16	@Buffalo	L	2-3	6-14-6-5	17,403	73	Mar. 17	TORONTO	L	3-5	18-35-11-9	16,205
32	Dec. 18	@NY Rangers	L	3-6	6-15-6-5	18,200	74	Mar. 20	@Montreal	T	3-3	18-35-12-9	20,080
33	Dec. 20	PITTSBURGH	T	2-2	6-15-7-5	13,992	75	Mar. 21	@Toronto	W	3-1	19-35-12-9	19,309
34	Dec. 22	NEW JERSEY	L	0-2	6-16-7-5	14,428	76	Mar. 23	WASHINGTON	W	4-120	35-12-9	14,354
35	Dec. 23	@Washington	L	3-5	6-17-7-5	15,001	77	Mar. 28	MONTREAL	T	2-220	35-13-9	14,239
36	Dec. 27	PHILADELPHIA	L	2-5	6-18-7-5	16,160	78	Mar. 30	TAMPA BAY	L	2-420	36-13-9	15,937
37	Dec. 29	BOSTON	W	3-0	7-18-7-5	15,336	79	Apr. 2	BUFFALO	L	3-520	37-13-9	13,211
38	Dec. 30	TORONTO	L	1-4	7-19-7-5	17,874	80	Apr. 3	@Philadelphia	W	2-1	21-37-13-9	19,565
39	Jan. 3	@Anaheim	L-OT	2-3	7-19-7-6	11,396	81	Apr. 5	@Washington	L	0-3	21-38-13-9	14,727
40	Jan. 4	@Los Angeles	W	4-3	8-19-7-6	14,137	82	Apr. 7	NY RANGERS	W	3-022	38-13-9	18,389
41	Jan. 6	@ San Jose	L	1-3	8-20-7-6	17,496							
42	Jan. 9	@ Carolina	L	3-7	8-21-7-6	8,732							

RECORD: 28-35-15-4 (75 POINTS)  
GENERAL MANAGER: RICK DUDLEY

COACH: MIKE KEENAN/RICK DUDLEY/JOHN TORCHETTI  
EASTERN CONFERENCE FINISH: 13TH

SOUTHEAST DIVISION FINISH: 4TH  
CAPTAIN: NO CAPTAIN

\*Indicates Rookie

NO	POS	NAME	TEAM	GP	G	A	PTS	+/-	PIM	PP	SH	GW	S	PCTG
12	C	Olli Jokinen	FLA	82	26	32	58	-16	81	8	2	8	280	9.3
8	RW	Valeri Bure	FLA	55	20	25	45	0	20	8	0	4	175	11.4
26	D	Mike Van Ryn	FLA	79	13	24	37	-16	52	6	1	0	136	9.6
22	LW	Kristian Huselius	FLA	76	10	21	31	-6	24	2	0	2	168	6.0
9	C	Stephen Weiss	FLA	50	12	17	29	-10	10	3	0	2	82	14.6
25	RW	Viktor Kozlov	FLA	48	11	16	27	-4	16	3	1	1	117	9.4
13	RW	Juraj Kolnik	FLA	53	14	11	25	-7	14	2	0	1	100	14.0
14	LW	Niklas Hagman	FLA	75	10	13	23	-5	22	0	1	2	122	8.2
16	C	*Nathan Horton	FLA	55	14	8	22	-5	57	6	1	0	81	17.3
4	D	Jay Bouwmeester	FLA	61	2	18	20	-15	30	0	0	0	85	2.4
17	C	Matt Cullen	FLA	56	6	13	19	-2	24	1	0	2	75	8.0
18	LW	Marcus Nilson	FLA	69	6	13	19	-9	26	1	1	1	110	5.5
2	D	Lyle Odelein	FLA	82	4	12	16	-7	88	2	0	0	67	6.0
7	D	Pavel Trnka	FLA	67	3	13	16	2	51	1	0	0	66	4.5
28	RW	Donald Audette	MTL	23	3	5	8	-4	16	0	0	0	41	7.3
			FLA	28	6	7	13	-9	22	5	0	0	66	9.1
34	D	Mathieu Biron	FLA	57	3	10	13	-13	51	0	0	1	75	4.0
19	C	Bryon Ritchie	FLA	50	5	6	11	-10	84	0	0	2	65	7.7
11	RW	Mikael Samuelsson	FLA	37	3	6	9	0	35	0	0	1	50	6.0
40	C	Vaclav Nedorost	FLA	32	4	3	7	-6	12	2	0	0	38	10.5
6	D	Andreas Lilja	FLA	79	3	4	7	-8	90	0	0	0	79	3.8
23	D	*Lukas Krajicek	FLA	18	1	6	7	-2	12	1	0	0	16	6.3
5	D	Branislav Mezei	FLA	45	0	7	7	-4	80	0	0	0	26	0.0
38	LW	Eric Beaudoin	FLA	30	2	4	6	-6	12	0	0	0	30	6.7
39	RW	Ivan Novoseltsev	FLA	17	1	4	5	-6	8	0	0	0	25	4.0
27	RW	Christian Berglund	NJD	23	2	3	5	-4	4	0	0	0	33	6.1
			FLA	10	3	1	4	-2	10	0	0	0	17	17.6
24	LW	Darcy Hordichuk	FLA	57	3	1	4	-10	158	0	0	1	27	11.1
29	LW	Eric Messier	FLA	21	0	3	3	-2	16	0	0	0	13	0.0
20	C	Craig MacDonald	FLA	34	0	3	3	-5	25	0	0	0	42	0.0
20	RW	*Kamil Piro	ATL	14	0	1	1	-3	4	0	0	0	10	0.0
			FLA	3	1	0	1	-1	0	1	0	0	1	100.0
27	RW	Jaroslav Bednar	FLA	13	1	1	2	2	4	0	0	0	19	5.3
20	LW	*Josh Olson	FLA	5	1	0	1	1	0	0	0	0	6	16.7
23	LW	Lee Goren	FLA	2	0	1	1	-4	0	0	0	0	1	0.0
41	C	*Mike Green	FLA	11	0	1	1	2	0	0	0	0	7	0.0
21	RW	Denis Shvidki	FLA	2	0	0	0	0	0	0	0	0	4	0.0
33	D	*Kristian Kudroc	FLA	2	0	0	0	0	2	0	0	0	0	0.0
44	C/LW	*Gregory Campbell	FLA	2	0	0	0	-1	5	0	0	0	0	0.0
32	D	*Grant McNeill	FLA	3	0	0	0	0	5	0	0	0	0	0.0
36	D	*Kyle Rossiter	FLA	4	0	0	0	-1	7	0	0	0	1	0.0
15	RW	*Ty Jones	FLA	6	0	0	0	0	7	0	0	0	1	0.0

GOALTENDERS				GP	W	L	T	GAA	MINS	EN	SO	GA	SA	SV%	G	A	PIM
1	Roberto Luongo			72	25	33	14	2.43	4252	7	7	172	2475	.931	0	3	2
31	Steve Shields			16	3	6	1	3.44	732	0	0	42	346	.879	0	0	6
FLA TOTALS				82	28	39	15	2.93	4984	7	7	214	2821	.922	0	3	8

GAMEDATE	OPPONENT	RESULT	SCORE	RECORD	ATTENDANCE	GAMEDATE	OPPONENT	RESULT	SCORE	RECORD	ATTENDANCE
1 Oct. 4	@ Philadelphia	L	2-5	0-1-0-0	19,545	42 Jan. 7	@ Washington	W	2-1	14-22-3-3	17,295
2 Oct. 6	NY ISLANDERS	L	0-3	0-2-0-0	**19,250	43 Jan. 9	DALLAS	L	2-3	14-23-3-3	15,225
3 Oct. 7	@ Tampa Bay	W	5-0	1-2-0-0	12,658	44 Jan. 11	OTTAWA	L	2-4	14-24-3-3	14,105
4 Oct. 10	OTTAWA	L	0-2	1-3-0-0	14,651	45 Jan. 12	WASHINGTON	L	0-1	14-25-3-3	15,519
5 Oct. 13	PHILADELPHIA	L	2-5	1-4-0-0	16,547	46 Jan. 16	CHICAGO	L	0-3	14-26-3-3	14,341
6 Oct. 16	@ Vancouver	T-OT	2-2	1-4-1-0	16,859	47 Jan. 18	@ Dallas	W	3-2	15-26-3-3	18,532
7 Oct. 18	@ Calgary	L	1-3	1-5-1-0	15,093	48 Jan. 19	ATLANTA	L	1-6	15-27-3-3	15,292
8 Oct. 20	@ Edmonton	L	2-6	1-6-1-0	16,839	49 Jan. 21	MONTREAL	W	7-5	16-27-3-3	14,722
9 Oct. 24	WASHINGTON	L-OT	3-4	1-6-1-1	14,064	50 Jan. 23	NEW JERSEY	L	1-3	16-28-3-3	15,969
10 Oct. 26	LOS ANGELES	W	3-2	2-6-1-1	18,093	51 Jan. 25	@ Carolina	T-OT	1-1	16-28-4-3	18,730
11 Oct. 28	@ Pittsburgh	T-OT	2-2	2-6-2-1	16,449	52 Jan. 26	@ Boston	L	2-4	16-29-4-3	17,565
12 Oct. 30	@ NY Islanders	L	2-3	2-7-2-1	9,271	53 Jan. 30	PHOENIX	L	1-3	16-30-4-3	17,191
13 Oct. 31	@ NY Rangers	W	3-1	3-7-2-1	17,114	54 Feb. 4	NY ISLANDERS	T-OT	6-6	16-30-5-3	14,030
14 Nov. 3	NY RANGERS	L	3-5	3-8-2-1	18,238	55 Feb. 6	TAMPA BAY	L	2-3	16-31-5-3	13,684
15 Nov. 7	PITTSBURGH	W	2-0	4-8-2-1	16,164	56 Feb. 7	@ Tampa Bay	W	3-1	17-31-5-3	14,911
16 Nov. 10	PHILADELPHIA	L-OT	2-3	4-8-2-2	17,977	57 Feb. 9	@ Boston	L	1-4	17-32-5-3	17,565
17 Nov. 12	BUFFALO	L	3-5	4-9-2-2	13,392	58 Feb. 12	@ Nashville	L	0-1	17-33-5-3	14,025
18 Nov. 14	TORONTO	L	2-3	4-10-2-2	15,374	59 Feb. 13	@ Chicago	L	4-5	17-34-5-3	15,197
19 Nov. 16	@ Buffalo	W	2-0	5-10-2-2	17,568	60 Feb. 26	@ Washington	L	3-4	17-35-5-3	15,803
20 Nov. 17	@ Montreal	L-OT	0-1	5-10-2-3	19,923	61 Feb. 27	DETROIT	L-OT	2-3	17-35-5-4	**19,250
21 Nov. 19	@ Toronto	L	1-5	5-11-2-3	19,219	62 Mar. 2	@ Tampa Bay	L	2-3	17-36-5-4	16,684
22 Nov. 21	ANAHEIM	W	6-0	6-11-2-3	15,232	63 Mar. 5	@ Pittsburgh	L-OT	5-6	17-36-5-5	12,652
23 Nov. 24	NEW JERSEY	L	1-5	6-12-2-3	18,875	64 Mar. 8	EDMONTON	W	5-4	18-36-5-5	15,914
24 Nov. 27	@ Colorado	L	1-4	6-13-2-3	18,007	65 Mar. 9	NASHVILLE	T-OT	2-2	18-36-6-5	15,378
25 Nov. 29	@ Minnesota	L	0-6	6-14-2-3	18,064	66 Mar. 13	CALGARY	T-OT	3-3	18-36-7-5	13,868
26 Dec. 1	ATLANTA	L	2-5	6-15-2-3	15,032	67 Mar. 15	BUFFALO	W	5-2	19-36-7-5	15,571
27 Dec. 5	COLUMBUS	W	2-0	7-15-2-3	13,419	68 Mar. 17	@ Ottawa	L	0-2	19-37-7-5	16,405
28 Dec. 8	CAROLINA	L	2-3	7-16-2-3	15,774	69 Mar. 20	MONTREAL	L	1-4	19-38-7-5	14,609
29 Dec. 12	@ Carolina	L	1-4	7-17-2-3	10,281	70 Mar. 21	@ Carolina	L	2-3	19-39-7-5	15,088
30 Dec. 14	@ New Jersey	W	3-2	8-17-2-3	14,211	71 Mar. 23	BOSTON	L	1-3	19-40-7-5	16,403
31 Dec. 15	@ NY Islanders	W	3-1	9-17-2-3	13,315	72 Mar. 25	@ New Jersey	L	1-3	19-41-7-5	15,014
32 Dec. 17	@ NY Rangers	L	2-4	9-18-2-3	17,784	73 Mar. 26	@ Montreal	W	2-1	20-41-7-5	20,388
33 Dec. 19	WASHINGTON	W	5-2	10-18-2-3	15,245	74 Mar. 28	@ Ottawa	W	4-3	21-41-7-5	14,352
34 Dec. 22	ST. LOUIS	L	0-2	10-19-2-3	17,504	75 Mar. 30	NY RANGERS	L	2-4	21-42-7-5	**19,250
35 Dec. 26	@ Atlanta	T-OT	3-3	10-19-3-3	14,051	76 Apr. 3	PITTSBURGH	W	3-2	22-42-7-5	15,614
36 Dec. 28	BOSTON	L	1-7	10-20-3-3	17,391	77 Apr. 5	@ Buffalo	L	1-3	22-43-7-5	17,217
37 Dec. 29	TORONTO	W	4-2	11-20-3-3	**19,250	78 Apr. 6	@ Toronto	T-OT	2-2	22-43-8-5	19,373
38 Dec. 31	ATLANTA	W	4-3	12-20-3-3	14,164	79 Apr. 8	@ Philadelphia	T-OT	4-4	22-43-9-5	19,517
39 Jan. 2	@ Los Angeles	L	1-3	12-21-3-3	17,006	80 Apr. 10	@ Atlanta	T-OT	4-4	22-43-10-5	13,747
40 Jan. 4	@ Anaheim	W	2-1	13-21-3-3	10,696	81 Apr. 12	CAROLINA	L	1-3	22-44-10-5	**19,250
41 Jan. 5	@ San Jose	L	0-6	13-22-3-3	17,496	82 Apr. 14	TAMPA BAY	L-OT	2-3	22-44-10-6	18,219



RECORD: 37-34-11 (85 POINTS)  
GENERAL MANAGER: MIKE KEENAN

COACH: JACQUES MARTIN  
EASTERN CONFERENCE FINISH: 11TH

SOUTHEAST DIVISION FINISH: 4TH  
CAPTAIN: OLLI JOKINEN

\*Indicates Rookie

NO	POS	NAME	TEAM	GP	G	A	PTS	+/-	PIM	PP	SH	GW	S	PCTG
12	C	Olli Jokinen	FLA	81	38	51	89	14	88	14	1	9	351	10.
25	C	Joe Nieuwendyk	FLA	65	26	30	56	11	26	7	0	3	195	13.3
15	C	Jozef Stumpel	FLA	74	15	37	52	11	26	3	1	1	115	13
16	RW	Nathan Horton	FLA	71	28	19	47	8	89	3	0	1	162	17.3
4	D	Jay Bouwmeester	FLA	82	5	41	46	1	79	0	0	0	189	2.6
23	LW	Martin Gelas	FLA	82	17	24	41	27	80	4	0	3	186	9.1
10	LW	Gary Roberts	FLA	58	14	26	40	4	51	4	0	1	122	11.5
77	C	Chris Gratton	FLA	76	17	22	39	6	104	4	1	2	135	12.6
26	D	Mike Van Ryn	FLA	80	8	29	37	15	90	3	0	2	154	5.2
13	RW	Juraj Kolnik	FLA	77	15	20	35	1	40	4	1	3	145	10.3
11	RW	Jonathan Sim	PHI	39	7	7	14	-6	28	4	0	2	80	8.8
			FLA	33	10	8	18	-1	26	4	0	3	91	11.0
55	D	Ric Jackman	PIT	49	6	22	28	-20	46	3	0	1	95	6.3
			FLA	15	1	2	0	0	6	0	0	0	25	4.0
9	C	Stephen Weiss	FLA	41	9	12	21	-2	22	5	0	1	74	12.2
85	LW	*Rostislav Olesz	FLA	59	8	13	21	-4	24	0	1	3	105	7.6
22	D	Sean Hill	FLA	78	2	18	20	3	80	1	0	0	110	1.8
2	D	Lukas Krajicek	FLA	67	2	14	16	1	50	2	0	0	89	2.2
20	D	Joel Kwiattkowski	FLA	73	4	8	12	3	86	1	0	1	87	4.6
44	LW	*Gregory Campbell	FLA	64	3	6	9	-11	40	0	0	0	59	5.1
22	RW	Kristian Huselius	FLA	24	5	3	8	-11	4	2	0	0	57	8.8
7	D	Steve Montador	CGY	7	1	0	1	0	11	0	0	0	13	7.7
			FLA	51	1	5	6	4	68	0	0	0	42	2.4
14	LW	Niklas Hagman	FLA	30	2	4	6	-8	2	0	0	0	52	3.8
43	LW	Serge Payer	FLA	71	2	4	6	-7	26	0	0	0	70	2.9
21	D	Alexei Semenov	EDM	11	1	1	2	-3	17	0	0	0	3	33.3
			FLA	16	1	1	2	-1	21	1	0	0	13	7.7
42	C	Mikhail Yakubov	FLA	10	1	2	3	0	8	0	0	1	11	9.1
			FLA	13	0	1	1	-1	4	0	0	0	16	0.0
57	RW	*Anthony Stewart	FLA	10	2	1	3	2	2	1	0	0	16	12.5
33	D	Eric Cairns	FLA	23	0	1	1	1	37	0	0	0	11	0.0
51	RW	*Rob Globke	FLA	18	1	0	1	0	6	0	0	0	18	5.6
5	D	Branislav Mezei	FLA	16	0	1	1	3	37	0	0	0	13	0.0
40	C	*Greg Jacina	FLA	11	0	1	1	-1	4	0	0	0	10	0.0
33	D	Jamie Allison	NSH	20	0	1	1	-6	45	0	0	0	3	0.0
			FLA	7	0	0	0	0	11	0	0	0	4	0.0
7	D	Alexander Karpovtsev	FLA	6	0	0	0	-3	4	0	0	0	4	0.0
37	C	*Petr Taticek	FLA	3	0	0	0	0	0	0	0	0	3	0.0

No.	Goaltender	GPI	MINS	AVG	W	L	OT	SO	GA	SA	SV%	G	A	PIM	
1	Roberto Luongo	75	4,304:47	2.97	35	30	9	4	213	2488	.914	0	3	2	
29	Jamie McLennan	17	677:50	3.01	2	4	2	0	34	906	.900	0	0	0	
	FLA TOTALS	92	4982	2.99	37	34	11	4	247	2848	.910	0	3	2	
	GOALTENDERS	GP	W	L	T	GAA	MINS	EN	SO	GA	SA	SV%	G	A	PIM
1	Roberto Luongo	65	3627	2.71	20	34	7	7	6	164	2011	.918	0	0	4
30	Jani Hurme	28	1376	2.88	4	11	6	0	1	66	707	.907	0	0	2
	FLA TOTALS	82	5021	2.83	24	45	13	7	7	237	2725	.913	0	0	6

GAME	DATE	OPPONENT	RESULT	SCORE	RECORD	ATTENDANCE	GAME	DATE	OPPONENT	RESULT	SCORE	RECORD	ATTENDANCE
1	Oct. 6	VANCOUVER	L-OT	3-4	0-0-0-1	17,535	43	Jan. 12	CAROLINA	T	2-2	8-21-8-6	12,727
2	Oct. 9	@Boston	L	2-4	0-1-0-1	14,415	44	Jan. 13	PHILADELPHIA	L	1-4	8-22-8-6	16,105
3	Oct. 13	CAROLINA	T	2-2	0-1-1-1	13,764	45	Jan. 15	DALLAS	W	2-0	9-22-8-6	13,238
4	Oct. 18	@Phoenix	L-OT	1-2	0-1-1-2	12,862	46	Jan. 17	@Chicago	L	0-5	9-23-8-6	12,750
5	Oct. 20	@Colorado	L	1-5	0-2-1-2	18,007	47	Jan. 19	@Buffalo	L	0-1	9-24-8-6	18,690
6	Oct. 22	@Minnesota	T	0-0	0-2-2-2	18,064	48	Jan. 20	@Philadelphia	L	3-5	9-25-8-6	19,682
7	Oct. 25	NEW JERSEY	L	1-2	0-3-2-2	13,791	49	Jan. 22	@Boston	W	3-2	10-25-8-6	14,770
8	Oct. 27	@Nashville	T	3-3	0-3-3-2	15,143	50	Jan. 24	@Washington	L	1-2	10-26-8-6	16,780
9	Oct. 28	OTTAWA	W	3-1	1-3-3-2	14,501	51	Jan. 26	OTTAWA	L-OT	4-5	10-26-8-7	12,958
10	Oct. 30	@New Jersey	L-OT	5-6	1-3-3-3	13,168	52	Jan. 27	TAMPA BAY	W-OT	3-2	11-26-8-7	14,612
11	Nov. 1	NY ISLANDERS	L	0-3	1-4-3-3	13,371	53	Jan. 30	@Tampa Bay	L	3-4	11-27-8-7	11,752
12	Nov. 4	WASHINGTON	L	2-3	1-5-3-3	14,656	54	Jan. 31	BUFFALO	W	5-2	12-27-8-7	13,003
13	Nov. 8	MONTREAL	L	2-4	1-6-3-3	14,028	55	Feb. 7	MINNESOTA	W	2-1	13-27-8-7	12,422
14	Nov. 10	CALGARY	T	3-3	1-6-4-3	14,085	56	Feb. 9	NY RANGERS	L	2-4	13-28-8-7	17,273
15	Nov. 13	ATLANTA	L	1-4	1-7-4-3	13,686	57	Feb. 10	@Atlanta	W	7-3	14-28-8-7	18,196
16	Nov. 15	@Carolina	W	4-1	2-7-4-3	11,088	58	Feb. 14	PHOENIX	W	4-3	15-28-8-7	12,785
17	Nov. 17	@Columbus	W	3-0	3-7-4-3	17,615	59	Feb. 16	BOSTON	W	2-1	16-28-8-7	15,196
18	Nov. 18	@Ottawa	L	2-5	3-8-4-3	18,204	60	Feb. 19	ST. LOUIS	W	3-0	17-28-8-7	14,305
19	Nov. 21	@Montreal	W	4-1	4-8-4-3	19,009	61	Feb. 21	@Pittsburgh	L-OT	2-3	17-28-8-8	16,958
20	Nov. 24	@Tampa Bay	L	1-2	4-9-4-3	19,424	62	Feb. 22	@Ottawa	L	2-4	17-29-8-8	18,500
21	Nov. 25	TAMPA BAY	W-OT	2-1	5-9-4-3	15,612	63	Feb. 24	@NY Islanders	L	4-5	17-30-8-8	13,224
22	Nov. 29	CAROLINA	L-OT	1-2	5-9-4-4	13,008	64	Feb. 26	@New Jersey	L	3-5	17-31-8-8	14,114
23	Dec. 1	DETROIT	L	1-3	5-10-4-4	17,013	65	Feb. 28	@NY Rangers	L	2-4	17-32-8-8	18,200
24	Dec. 2	@St. Louis	L	2-5	5-11-4-4	19,364	66	Mar. 2	ATLANTA	L	3-4	17-33-8-8	15,171
25	Dec. 4	@Toronto	T	4-4	5-11-5-4	19,144	67	Mar. 3	@Atlanta	T	2-2	17-33-9-8	16,331
26	Dec. 6	NY ISLANDERS	L	1-4	5-12-5-4	13,034	68	Mar. 7	SAN JOSE	T	3-3	17-33-10-8	12,855
27	Dec. 8	@Atlanta	L-OT	3-4	5-12-5-5	15,002	69	Mar. 9	COLUMBUS	L-OT	6-7	17-33-10-9	13,358
28	Dec. 9	Colorado	L	2-4	5-13-5-5	15,290	70	Mar. 11	@NY Islanders	W	4-1	18-33-10-9	15,178
29	Dec. 13	@Detroit	T	3-3	5-13-6-5	19,995	71	Mar. 14	EDMONTON	T	2-2	18-33-11-9	13,100
30	Dec. 15	@Pittsburgh	W	4-1	6-13-6-5	15,004	72	Mar. 16	PITTSBURGH	L	3-6	18-34-11-9	** 19,250
31	Dec. 16	@Buffalo	L	2-3	6-14-6-5	17,403	73	Mar. 17	TORONTO	L	3-5	18-35-11-9	16,205
32	Dec. 18	@NY Rangers	L	3-6	6-15-6-5	18,200	74	Mar. 20	@Montreal	T	3-3	18-35-12-9	20,080
33	Dec. 20	PITTSBURGH	T	2-2	6-15-7-5	13,992	75	Mar. 21	@Toronto	W	3-1	19-35-12-9	19,309
34	Dec. 22	NEW JERSEY	L	0-2	6-16-7-5	14,428	76	Mar. 23	WASHINGTON	W	4-1	20-35-12-9	14,354
35	Dec. 23	@Washington	L	3-5	6-17-7-5	15,001	77	Mar. 28	MONTREAL	T	2-2	20-35-13-9	14,239
36	Dec. 27	PHILADELPHIA	L	2-5	6-18-7-5	16,160	78	Mar. 30	TAMPA BAY	L	2-4	20-36-13-9	15,937
37	Dec. 29	BOSTON	W	3-0	7-18-7-5	15,336	79	Apr. 2	BUFFALO	L	3-5	20-37-13-9	13,211
38	Dec. 30	TORONTO	L	1-4	7-19-7-5	17,874	80	Apr. 3	@Philadelphia	W	2-1	21-37-13-9	19,565
39	Jan. 3	@Anaheim	L-OT	2-3	7-19-7-6	11,396	81	Apr. 5	@Washington	L	0-3	21-38-13-9	14,727
40	Jan. 4	@Los Angeles	W	4-3	8-19-7-6	14,137	82	Apr. 7	NY RANGERS	W	3-0	22-38-13-9	18,389
41	Jan. 6	@San Jose	L	1-3	8-20-7-6	17,496							
42	Jan. 9	@Carolina	L	3-7	8-21-7-6	8,732							



RECORD: 35-31-16 (86 POINTS)  
GENERAL MANAGER: JACQUES MARTIN

COACH: JACQUES MARTIN  
EASTERN CONFERENCE FINISH: 12TH

SOUTHEAST DIVISION FINISH: 3RD  
CAPTAIN: OLLI JOKINEN

\*Indicates Rookie

NO	POS	NAME	TEAM	GP	G	A	PTS	+/-	PIM	PP	SH	GW	S	PCTG
12	C	Olli Jokinen	FLA	82	39	52	91	18	78	9	1	8	351	11.1
16	LW	Nathan Horton	FLA	82	31	31	62	15	61	7	1	3	217	14.3
15	RW	Jozef Stumpel	FLA	73	23	34	57	2	22	9	2	4	131	17.6
9	C	Stephen Weiss	FLA	74	20	28	48	-1	28	10	0	1	176	11.4
23	LW	Martin Gelin	FLA	82	14	30	44	7	36	7	0	1	171	8.2
4	D	Jay Bouwmeester	FLA	82	12	30	42	23	66	3	0	3	174	6.9
18	LW	Ville Peltonen	FLA	72	17	20	37	7	28	4	0	0	145	11.7
77	C	Chris Gratton	FLA	81	13	22	35	1	94	1	0	1	131	9.9
24	D	Ruslan Salei	FLA	82	6	26	32	-13	102	2	0	0	148	4.1
85	LW	Rostislav Olesz	FLA	75	11	19	30	2	28	2	0	2	164	6.7
26	D	Mike Van Ryn	FLA	78	4	25	29	-5	64	1	0	0	121	3.3
13	RW	Juraj Kolnik	FLA	64	11	14	25	2	18	0	0	1	113	9.7
5	D	Bryan Allen	FLA	82	4	21	25	7	112	0	0	0	99	4.0
46	LW	*David Booth	FLA	48	3	7	10	0	12	0	0	1	86	3.9
11	C	Gregory Campbell	FLA	79	6	3	9	-10	66	0	1	0	103	5.8
7	D	Steve Montador	FLA	72	1	8	9	1	119	0	0	0	88	1.1
25	C	Joe Nieuwendyk	FLA	15	5	3	8	-4	4	2	0	0	30	16.7
21	D	Alexei Semenov	FLA	23	0	5	5	9	28	0	0	0	23	0.0
6	D	Noah Welch	PIT	22	1	1	2	1	22	0	0	0	14	7.1
			FLA	2	1	0	1	3	2	0	0	0	4	0.0
38	C	*Janis Sprukts	FLA	13	1	2	3	1	2	0	0	0	10	10.0
2	D	Branislav Mezei	FLA	45	0	3	3	5	55	0	0	0	24	0.0
50	C	*Drew Larman	FLA	16	2	0	2	-3	2	0	0	0	15	13.3
54	C	*Kamil Krepis	FLA	14	1	1	2	-1	6	0	0	0	20	5.0
51	RW	*Rob Globke	FLA	19	0	1	1	-3	0	0	0	0	15	0.0
57	RW	*Anthony Stewart	FLA	10	0	1	1	1	2	0	0	0	8	0.0
47	D	*Martin Lojek	FLA	3	0	1	1	2	0	0	0	0	0	0.0
40	C	*Greg Jacina	FLA	3	0	0	0	-1	2	0	0	0	2	0.0
44	RW	Todd Bertuzzi	FLA	7	1	6	7	-4	13	1	0	0	8	12.5
8	D	Joel Kwiatkowski	FLA	41	5	5	10	-5	20	1	0	2	46	10.9
55	D	Ric Jackman	FLA	7	1	0	1	-3	10	0	0	1	13	7.7
10	LW	Gary Roberts	FLA	50	13	16	29	5	71	2	0	3	94	13.8

No.	Goaltender	GPI	MINS	AVG	W	L	OT	SO	GA	SA	SV%	G	A	PIM
20	Ed Belfour	58	3289:17	2.77	27	17	0	10	1	152	0.902	0	2	10
35	Alex Auld	27	1470:31	3.34	7	13	0	5	1	82	0.888	0	1	2
31	Craig Anderson	5	216:53	2.21	1	1	0	1	0	8	0.931	0	0	0
	FLA TOTALS	90	4976:41	2.92	35	31	0	16	2	242	0.9	0	3	12

2006-07

GAMEDATE	OPPONENT	RESULT	SCORE	RECORD	ATTENDANCE	GAME DATE	OPPONENT	RESULT	SCORE	RECORD	ATTENDANCE
1 Oct. 4	@ Philadelphia	L	2-5	0-1-0-0	19,545	42 Jan. 7	@Washington	W	2-1	14-22-3-3	17,295
2 Oct. 6	NY ISLANDERS	L	0-3	0-2-0-0	**19,250	43 Jan. 9	DALLAS	L	2-3	14-23-3-3	15,225
3 Oct. 7	@Tampa Bay	W	5-0	1-2-0-0	12,658	44 Jan. 11	OTTAWA	L	2-4	14-24-3-3	14,105
4 Oct. 10	OTTAWA	L	0-2	1-3-0-0	14,651	45 Jan. 12	WASHINGTON	L	0-1	14-25-3-3	15,519
5 Oct. 13	PHILADELPHIA	L	2-5	1-4-0-0	16,547	46 Jan. 16	CHICAGO	L	0-3	14-26-3-3	14,341
6 Oct. 16	@Vancouver	T-OT	2-2	1-4-1-0	16,859	47 Jan. 18	@Dallas	W	3-2	15-26-3-3	18,532
7 Oct. 18	@Calgary	L	1-3	1-5-1-0	15,093	48 Jan. 19	ATLANTA	L	1-6	15-27-3-3	15,292
8 Oct. 20	@Edmonton	L	2-6	1-6-1-0	16,839	49 Jan. 21	MONTREAL	W	7-5	16-27-3-3	14,722
9 Oct. 24	WASHINGTON	L-OT	3-4	1-6-1-1	14,064	50 Jan. 23	NEW JERSEY	L	1-3	16-28-3-3	15,969
10 Oct. 26	LOS ANGELES	W	3-2	2-6-1-1	18,093	51 Jan. 25	@Carolina	T-OT	1-1	16-28-4-3	18,730
11 Oct. 28	@Pittsburgh	T-OT	2-2	2-6-2-1	16,449	52 Jan. 26	@Boston	L	2-4	16-29-4-3	17,565
12 Oct. 30	@NY Islanders	L	2-3	2-7-2-1	9,271	53 Jan. 30	PHOENIX	L	1-3	16-30-4-3	17,191
13 Oct. 31	@NY Rangers	W	3-1	3-7-2-1	17,114	54 Feb. 4	NY ISLANDERS	T-OT	6-6	16-30-5-3	14,030
14 Nov. 3	NY RANGERS	L	3-5	3-8-2-1	18,238	55 Feb. 6	TAMPA BAY	L	2-3	16-31-5-3	13,684
15 Nov. 7	PITTSBURGH	W	2-0	4-8-2-1	16,164	56 Feb. 7	@Tampa Bay	W	3-1	17-31-5-3	14,911
16 Nov. 10	PHILADELPHIA	L-OT	2-3	4-8-2-2	17,977	57 Feb. 9	@Boston	L	1-4	17-32-5-3	17,565
17 Nov. 12	BUFFALO	L	3-5	4-9-2-2	13,392	58 Feb. 12	@Nashville	L	0-1	17-33-5-3	14,025
18 Nov. 14	TORONTO	L	2-3	4-10-2-2	15,374	59 Feb. 13	@Chicago	L	4-5	17-34-5-3	15,197
19 Nov. 16	@Buffalo	W	2-0	5-10-2-2	17,568	60 Feb. 26	@Washington	L	3-4	17-35-5-3	15,803
20 Nov. 17	@Montreal	L-OT	0-1	5-10-2-3	19,923	61 Feb. 27	DETROIT	L-OT	2-3	17-35-5-4	**19,250
21 Nov. 19	@Toronto	L	1-5	5-11-2-3	19,219	62 Mar. 2	@Tampa Bay	L	2-3	17-36-5-4	16,684
22 Nov. 21	ANAHEIM	W	6-0	6-11-2-3	15,232	63 Mar. 5	@Pittsburgh	L-OT	5-6	17-36-5-5	12,652
23 Nov. 24	NEW JERSEY	L	1-5	6-12-2-3	18,875	64 Mar. 8	EDMONTON	W	5-4	18-36-5-5	15,914
24 Nov. 27	@Colorado	L	1-4	6-13-2-3	18,007	65 Mar. 9	NASHVILLE	T-OT	2-2	18-36-6-5	15,378
25 Nov. 29	@Minnesota	L	0-6	6-14-2-3	18,064	66 Mar. 13	CALGARY	T-OT	3-3	18-36-7-5	13,868
26 Dec. 1	ATLANTA	L	2-5	6-15-2-3	15,032	67 Mar. 15	BUFFALO	W	5-2	19-36-7-5	15,571
27 Dec. 5	COLUMBUS	W	2-0	7-15-2-3	13,419	68 Mar. 17	@Ottawa	L	0-2	19-37-7-5	16,405
28 Dec. 8	CAROLINA	L	2-3	7-16-2-3	15,774	69 Mar. 20	MONTREAL	L	1-4	19-38-7-5	14,609
29 Dec. 12	@Carolina	L	1-4	7-17-2-3	10,281	70 Mar. 21	@Carolina	L	2-3	19-39-7-5	15,088
30 Dec. 14	@New Jersey	W	3-2	8-17-2-3	14,211	71 Mar. 23	BOSTON	L	1-3	19-40-7-5	16,403
31 Dec. 15	@NY Islanders	W	3-1	9-17-2-3	13,315	72 Mar. 25	@New Jersey	L	1-3	19-41-7-5	15,014
32 Dec. 17	@NY Rangers	L	2-4	9-18-2-3	17,784	73 Mar. 26	@Montreal	W	2-1	20-41-7-5	20,388
33 Dec. 19	WASHINGTON	W	5-2	10-18-2-3	15,245	74 Mar. 28	@Ottawa	W	4-3	21-41-7-5	14,352
34 Dec. 22	ST. LOUIS	L	0-2	10-19-2-3	17,504	75 Mar. 30	NY RANGERS	L	2-4	21-42-7-5	**19,250
35 Dec. 26	@Atlanta	T-OT	3-3	10-19-3-3	14,051	76 Apr. 3	PITTSBURGH	W	3-2	22-42-7-5	15,614
36 Dec. 28	BOSTON	L	1-7	10-20-3-3	17,391	77 Apr. 5	@Buffalo	L	1-3	22-43-7-5	17,217
37 Dec. 29	TORONTO	W	4-2	11-20-3-3	**19,250	78 Apr. 6	@Toronto	T-OT	2-2	22-43-8-5	19,373
38 Dec. 31	ATLANTA	W	4-3	12-20-3-3	14,164	79 Apr. 8	@Philadelphia	T-OT	4-4	22-43-9-5	19,517
39 Jan. 2	@Los Angeles	L	1-3	12-21-3-3	17,006	80 Apr. 10	@Atlanta	T-OT	4-4	22-43-10-5	13,747
40 Jan. 4	@Anaheim	W	2-1	13-21-3-3	10,696	81 Apr. 12	CAROLINA	L	1-3	22-44-10-5	**19,250
41 Jan. 5	@San Jose	L	0-6	13-22-3-3	17,496	82 Apr. 14	TAMPA BAY	L-OT	2-3	22-44-10-6	18,219

RECORD: 38-32-9 (85 POINTS)  
GENERAL MANAGER: JACQUES MARTIN

COACH: JACQUES MARTIN  
EASTERN CONFERENCE FINISH: 11TH

SOUTHEAST DIVISION FINISH: 3RD  
CAPTAIN: OLLI JOKINEN

\*Indicates Rookie

NO	POS	NAME	TEAM	GP	G	A	PTS	+/-	PIM	PP	SH	GW	S	PCTG
12	C	Olli Jokinen	FLA	82	34	37	71	-19	67	18	0	5	341	9.9
16	C	Nathan Horton	FLA	82	27	35	62	15	85	9	0	3	212	12.7
9	C	Stephen Weiss	FLA	74	13	29	42	14	40	4	0	4	132	9.8
10	LW	David Booth	FLA	73	22	18	40	13	26	1	0	6	228	9.6
4	D	Jay Bouwmeester	FLA	82	15	22	37	-5	72	4	0	0	182	8.2
53	C	Brett Mclean	FLA	67	14	23	37	-5	34	3	1	1	140	10.0
20	LW	Richard Zednik	FLA	54	15	11	26	-5	43	6	0	5	140	10.7
85	C	Rostislav Olesz	FLA	56	14	12	26	3	16	5	0	2	139	10.1
54	C	*Kamil Kreps	FLA	76	8	17	25	10	29	1	0	2	99	8.0
7	D	Steve Montador	FLA	73	8	15	23	1	73	2	0	0	96	8.3
15	C	Jozef Stumpel	FLA	52	7	13	20	-11	10	3	0	1	64	10.9
18	LW	Ville Peltonen	FLA	56	5	15	20	-2	20	1	0	0	108	4.6
11	C	Gregory Campbell	FLA	81	5	13	18	-12	72	0	2	1	113	4.4
14	RW	Radek Dvorak	FLA	67	8	9	17	-1	16	0	1	1	146	5.4
21	D	Cory Murphy	FLA	47	2	15	17	0	22	1	0	0	65	3.1
5	D	Bryan Allen	FLA	73	0	14	14	5	67	0	0	0	67	2.9
6	D	Magnus Johansson	FLA	27	0	10	10	0	14	3	0	0	22	0.0
22	D	Jassen Cullimore	FLA	65	2	10	12	21	38	0	0	1	55	5.4
3	D	Karlis Skrastins	FLA	17	1	0	1	-9	12	0	0	1	11	9.1
2	D	Branislav Mezei	FLA	57	2	2	4	-13	64	0	0	0	38	5.2
41	C	Shawn Matthias	FLA	4	2	0	2	-2	2	1	0	0	5	40.0
37	LW	Tanner Glass	FLA	41	0	1	2	-5	39	0	0	0	11	9.0
26	D	Mike Van Ryn	FLA	20	0	2	2	-2	14	0	0	0	16	0.0
9	C	Stephen Weiss	FLA	74	13	29	42	14	40	4	0	4	132	9.8
33	RW	Wade Belak	FLA	17	0	0	0	0	12	0	0	0	4	0.0
57	C	Anthony Stewart	FLA	26	0	1	1	-1	0	0	0	0	21	0.0
45	C	*David Brine	FLA	9	0	1	1	-1	4	0	0	0	3	0.0
50	C	*Drew Larman	FLA	6	0	1	1	1	2	0	0	0	1	0.0
51	C	*Rob Globke	FLA	9	0	0	0	-3	2	0	0	0	4	0.0
17	C	Garth Murray	FLA	7	0	0	0	0	19	0	0	0	3	0.0
64	LW	*Stefan Meyer	FLA	4	0	0	0	-1	0	0	0	0	0	0.0
27	D	Noah Welch	FLA	4	0	0	0	1	7	0	0	0	0	0.0
47	D	*Martin Lojek	FLA	2	0	0	0	-1	0	0	0	0	2	0.0

GOALTENDERS	GP	MINS	AVG	W	L	OT	SO	GA	SA	SV%	G	A	PIM
29 Tomas Vokoun	69	4031	2.68	30	29	8	4	180	2213	.919	0	6	4
31 Craig Anderson	17	935	2.25	8	6	1	2	35	535	.935	0	1	2
FLA TOTALS	86	4966	2.60	38	35	9	6	215	2748	.922	0	7	6

\*Indicates Rookie

GAME	DATE	OPPONENT	RESULT	SCORE	RECORD	ATTENDANCE	GAME	DATE	OPPONENT	RESULT	SCORE	RECORD	ATTENDANCE
1	Oct. 6	VANCOUVER	L-OT	3-4	0-0-0-1	17,535	43	Jan. 12	CAROLINA	T	2-2	8-21-8-6	12,727
2	Oct. 9	@Boston	L	2-4	0-1-0-1	14,415	44	Jan. 13	PHILADELPHIA	L	1-4	8-22-8-6	16,105
3	Oct. 13	CAROLINA	T	2-2	0-1-1-1	13,764	45	Jan. 15	DALLAS	W	2-0	9-22-8-6	13,238
4	Oct. 18	@Phoenix	L-OT	1-2	0-1-1-2	12,862	46	Jan. 17	@Chicago	L	0-5	9-23-8-6	12,750
5	Oct. 20	@Colorado	L	1-5	0-2-1-2	18,007	47	Jan. 19	@Buffalo	L	0-1	9-24-8-6	18,690
6	Oct. 22	@Minnesota	T	0-0	0-2-2-2	18,064	48	Jan. 20	@Philadelphia	L	3-5	9-25-8-6	19,682
7	Oct. 25	NEW JERSEY	L	1-2	0-3-2-2	13,791	49	Jan. 22	@Boston	W	3-2	11-26-8-7	14,770
8	Oct. 27	@Nashville	T	3-3	0-3-3-2	15,143	50	Jan. 24	@Washington	L	1-2	10-26-8-6	16,780
9	Oct. 28	OTTAWA	W	3-1	1-3-3-2	14,501	51	Jan. 26	OTTAWA	L-OT	4-5	10-26-8-7	12,958
10	Oct. 30	@New Jersey	L-OT	5-6	1-3-3-3	13,168	52	Jan. 27	TAMPA BAY	W-OT	3-2	11-26-8-7	14,612
11	Nov. 1	NY ISLANDERS	L	0-3	1-4-3-3	13,371	53	Jan. 30	@Tampa Bay	L	3-4	11-27-8-7	11,752
12	Nov. 4	WASHINGTON	L	2-3	1-5-3-3	14,656	54	Jan. 31	BUFFALO	W	5-2	12-27-8-7	13,003
13	Nov. 8	MONTREAL	L	2-4	1-6-3-3	14,028	55	Feb. 7	MINNESOTA	W	2-1	13-27-8-7	12,422
14	Nov. 10	CALGARY	T	3-3	1-6-4-3	14,085	56	Feb. 9	NY RANGERS	L	2-4	13-28-8-7	17,273
15	Nov. 13	ATLANTA	L	1-4	1-7-4-3	13,686	57	Feb. 10	@Atlanta	W	7-3	14-28-8-7	18,196
16	Nov. 15	@Carolina	W	4-1	2-7-4-3	11,088	58	Feb. 14	PHOENIX	W	4-3	15-28-8-7	12,785
17	Nov. 17	@Columbus	W	3-0	3-7-4-3	17,615	59	Feb. 16	BOSTON	W	2-1	16-28-8-7	15,196
18	Nov. 18	@Ottawa	L	2-5	3-8-4-3	18,204	60	Feb. 19	ST. LOUIS	W	3-0	17-28-8-7	14,305
19	Nov. 21	@Montreal	W	4-1	4-8-4-3	19,009	61	Feb. 21	@Pittsburgh	L-OT	2-3	17-28-8-8	16,958
20	Nov. 24	@Tampa Bay	L	1-2	4-9-4-3	19,424	62	Feb. 22	@Ottawa	L	2-4	17-29-8-8	18,500
21	Nov. 25	TAMPA BAY	W-OT	2-1	5-9-4-3	15,612	63	Feb. 24	@NY Islanders	L	4-5	17-30-8-8	13,224
22	Nov. 29	CAROLINA	L-OT	1-2	5-9-4-4	13,008	64	Feb. 26	@New Jersey	L	3-5	17-31-8-8	14,114
23	Dec. 1	DETROIT	L	1-3	5-10-4-4	17,013	65	Feb. 28	@NY Rangers	L	2-4	17-32-8-8	18,200
24	Dec. 2	@St. Louis	L	2-5	5-11-4-4	19,364	66	Mar. 2	ATLANTA	L	3-4	17-33-8-8	15,171
25	Dec. 4	@Toronto	T	4-4	5-11-5-4	19,144	67	Mar. 3	@Atlanta	T	2-2	17-33-9-8	16,331
26	Dec. 6	NY ISLANDERS	L	1-4	5-12-5-4	13,034	68	Mar. 7	SAN JOSE	T	3-3	17-33-10-8	12,855
27	Dec. 8	@Atlanta	L-OT	3-4	5-12-5-5	15,002	69	Mar. 9	COLUMBUS	L-OT	6-7	17-33-10-9	13,358
28	Dec. 9	Colorado	L	2-4	5-13-5-5	15,290	70	Mar. 11	@NY Islanders	W	4-1	18-33-10-9	15,178
29	Dec. 13	@Detroit	T	3-3	5-13-6-5	19,995	71	Mar. 14	EDMONTON	T	2-2	18-33-11-9	13,100
30	Dec. 15	@Pittsburgh	W	4-1	6-13-6-5	15,004	72	Mar. 16	PITTSBURGH	L	3-6	18-34-11-9	** 19,250
31	Dec. 16	@Buffalo	L	2-3	6-14-6-5	17,403	73	Mar. 17	TORONTO	L	3-5	18-35-11-9	16,205
32	Dec. 18	@NY Rangers	L	3-6	6-15-6-5	18,200	74	Mar. 20	@Montreal	T	3-3	18-35-12-9	20,080
33	Dec. 20	PITTSBURGH	T	2-2	6-15-7-5	13,992	75	Mar. 21	@Toronto	W	3-1	19-35-12-9	19,309
34	Dec. 22	NEW JERSEY	L	0-2	6-16-7-5	14,428	76	Mar. 23	WASHINGTON	W	4-1	20-35-12-9	14,354
35	Dec. 23	@Washington	L	3-5	6-17-7-5	15,001	77	Mar. 28	MONTREAL	T	2-2	20-35-13-9	14,239
36	Dec. 27	PHILADELPHIA	L	2-5	6-18-7-5	16,160	78	Mar. 30	TAMPA BAY	L	2-4	20-36-13-9	15,937
37	Dec. 29	BOSTON	W	3-0	7-18-7-5	15,336	79	Apr. 2	BUFFALO	L	3-5	20-37-13-9	13,211
38	Dec. 30	TORONTO	L	1-4	7-19-7-5	17,874	80	Apr. 3	@Philadelphia	W	2-1	21-37-13-9	19,565
39	Jan. 3	@Anaheim	L-OT	2-3	7-19-7-6	11,396	81	Apr. 5	@Washington	L	0-3	21-38-13-9	14,727
40	Jan. 4	@Los Angeles	W	4-3	8-19-7-6	14,137	82	Apr. 7	NY RANGERS	W	3-0	22-38-13-9	18,389
41	Jan. 6	@ San Jose	L	1-3	8-20-7-6	17,496							
42	Jan. 9	@ Carolina	L	3-7	8-21-7-6	8,732							

RECORD: 41-30-11 (93 POINTS)  
GENERAL MANAGER: JACQUES MARTIN

COACH: PETER DEBOER  
EASTERN CONFERENCE FINISH: 9TH

SOUTHEAST DIVISION FINISH: 3RD  
CAPTAIN: NONE

\*Indicates Rookie

NO	POS	NAME	TEAM	GP	G	A	PTS	+/-	PIM	PP	SH	GW	S	PCTG
9	C	Stephen Weiss	FLA	78	14	47	61	19	22	4	1	4	154	9.1
10	LW	David Booth	FLA	72	31	29	60	10	38	11	0	5	246	12.6
61	LW	Cory Stillman	FLA	63	17	32	49	1	37	8	0	2	115	14.8
16	C	Nathan Horton	FLA	67	22	23	45	-5	48	5	1	5	131	16.8
67	C	*Michael Frolik	FLA	79	21	24	45	10	22	1	0	2	158	13.3
4	D	Jay Bouwmeester	FLA	82	15	27	42	-2	68	9	0	2	182	8.2
24	D	Bryan McCabe	FLA	69	15	24	39	-1	41	8	0	3	153	9.8
14	RW	Radek Dvorak	FLA	81	15	21	36	0	42	0	4	3	136	11.0
2	D	Keith Ballard	FLA	82	6	28	34	14	72	1	0	1	106	5.7
20	RW	Richard Zednik	FLA	70	17	16	33	2	46	3	0	4	153	11.1
11	C	Gregory Campbell	FLA	77	13	19	32	0	76	1	0	1	135	9.6
18	LW	Ville Peltonen	FLA	79	12	19	31	6	31	0	0	1	121	9.9
44	D	Nick Boynton	FLA	68	5	16	21	7	91	0	0	1	104	4.8
53	RW	Brett McLean	FLA	80	7	12	19	-12	29	0	0	2	114	6.1
28	C	Kamil Kreps	FLA	66	4	15	19	2	18	0	1	1	77	5.2
3	D	Karlis Skrastins	FLA	80	4	14	18	9	30	0	0	0	55	7.3
22	D	Jassen Cullimore	FLA	68	2	8	10	-10	37	0	0	0	52	3.8
85	LW	Rostislav Olesz	FLA	37	4	5	9	-5	8	0	0	0	69	5.8
13	RW	Anthony Stewart	FLA	59	2	5	7	-6	34	0	0	0	56	3.6
32	RW	*Michal Repik	FLA	5	2	0	2	1	0	0	0	0	7	28.6
41	C	*Shawn Matthias	FLA	16	0	2	2	-3	2	0	0	0	11	0.0
5	D	Bryan Allen	FLA	2	0	1	1	2	0	0	0	0	5	0.0
71	LW	*Kendal McArdle	FLA	3	0	0	0	-1	2	0	0	0	1	0.0
38	C	Janis Sprukts	FLA	1	0	0	0	0	0	0	0	0	1	0.0
37	LW	*Tanner Glass	FLA	3	0	0	0	0	7	0	0	0	1	0.0
52	D	*Jason Garrison	FLA	1	0	0	0	0	0	0	0	0	0	0.0

GOALTENDERS	GP	MINS	AVG	W	L	OT	SO	GA	SA	SV%	G	A	PIM
29 Tomas Vokoun	59	3324	2.49	26	23	6	6	138	1856	.926	0	1	2
31 Craig Anderson	31	1636	2.71	15	7	5	3	74	977	.924	0	1	2
FLA TOTALS	90	4960	2.56	41	30	11	9	212	2833	.925	0	2	4

\*Indicates Rookie

2008-09

GAME	DATE	OPPONENT	RESULT	SCORE	RECORD	ATTENDANCE	GAME	DATE	OPPONENT	RESULT	SCORE	RECORD	ATTENDANCE
1	10/10	@ CAROLINA	L	4-6	00-01-00	18,680	43	01/16	PHILADELPHIA	L-SO	2-3	20-16-07	17,827
2	10/11	ATLANTA	W-OT	3-2	01-01-00	18,401	44	01/17	@ TAMPA BAY	W	4-3	21-16-07	17,217
3	10/16	MINNESOTA	L	2-6	01-02-00	12,106	45	01/19	BUFFALO	L-SO	2-3	21-16-08	12,480
4	10/18	NY ISLANDERS	W	2-0	02-02-00	16,087	46	01/21	DALLAS	L	1-4	21-17-08	11,200
5	10/20	@ MONTREAL	L	1-3	02-03-00	21,273	47	01/27	PHILADELPHIA	W	3-2	22-17-08	13,904
6	10/22	@ OTTAWA	W	3-1	03-03-00	18,952	48	01/29	MONTREAL	W	5-1	23-17-08	16,334
7	10/24	SAN JOSE	W	4-3	04-03-00	15,232	49	01/31	@ NY ISLANDERS	L	1-3	23-18-08	13,336
8	10/25	@ ST. LOUIS	L	0-4	04-04-00	19,150	50	02/03	@ TORONTO	W-OT	4-3	24-18-08	19,095
9	10/30	OTTAWA	L	1-2	04-05-00	13,567	51	02/05	NY ISLANDERS	W	3-2	25-18-08	14,206
10	11/01	@ NASHVILLE	L-SO	2-3	04-05-01	14,909	52	02/07	@ WASHINGTON	L	1-3	25-19-08	18,277
11	11/02	@ ATLANTA	L	3-5	04-06-01	10,584	53	02/10	TORONTO	W-OT	5-4	26-19-08	13,764
12	11/06	@ LOS ANGELES	L	2-3	04-07-01	11,267	54	02/12	@ CAROLINA	W	5-0	27-19-08	18,680
13	11/08	@ PHOENIX	L	1-4	04-08-01	14,807	55	02/13	NY RANGERS	W-SO	2-1	28-19-08	17,042
14	11/09	@ ANAHEIM	W	3-1	05-08-01	16,951	56	02/15	WASHINGTON	L	2-4	28-20-08	17,279
15	11/12	TAMPA BAY	W	4-0	06-08-01	12,104	57	02/17	NEW JERSEY	W	4-0	29-20-08	14,514
16	11/14	DETROIT	L	2-3	06-09-01	18,637	58	02/19	CHICAGO	L	0-4	29-21-08	16,133
17	11/18	@ TAMPA BAY	W-SO	4-3	07-09-01	16,176	59	02/21	BOSTON	W	2-0	30-21-08	**19,343
18	11/20	@ NEW JERSEY	L	1-3	07-10-01	14,291	60	02/24	@ BOSTON	L	1-6	30-22-08	16,781
19	11/21	@ BOSTON	L	2-4	07-11-01	16,878	61	02/26	@ NY RANGERS	W	2-1	31-22-08	18,200
20	11/24	CAROLINA	W	3-2	08-11-01	11,117	62	02/28	@ NEW JERSEY	L	2-7	31-23-08	16,256
21	11/26	NEW JERSEY	L-OT	2-3	08-11-02	14,932	63	03/01	@ WASHINGTON	W	6-2	32-23-08	18,277
22	11/28	NY RANGERS	L-SO	3-4	08-11-03	18,106	64	03/03	@ ATLANTA	W	4-3	33-23-08	10,329
23	11/30	@ NY RANGERS	W	4-0	09-11-03	18,200	65	03/05	PITTSBURGH	L	1-4	33-24-08	18,933
24	12/02	@ WASHINGTON	W	5-3	10-11-03	16,792	66	03/07	ST. LOUIS	W	5-3	34-24-08	17,591
25	12/04	BUFFALO	W	2-1	11-11-03	13,123	67	03/10	@ PITTSBURGH	L-SO	3-4	34-24-09	17,132
26	12/06	BOSTON	L	0-4	11-12-03	16,213	68	03/12	@ BUFFALO	L	1-3	34-25-09	18,690
27	12/08	@ OTTAWA	W-OT	4-3	12-12-03	17,947	69	03/14	TAMPA BAY	L-SO	3-4	34-25-10	17,734
28	12/11	@ EDMONTON	W	2-0	13-12-03	16,839	70	03/17	WASHINGTON	L	0-3	34-26-10	14,650
29	12/12	@ CALGARY	W-SO	3-2	14-12-03	19,289	71	03/19	TORONTO	W	3-1	35-26-10	15,467
30	12/14	@ VANCOUVER	L	3-5	14-13-03	18,630	72	03/21	COLUMBUS	L	1-3	35-27-10	17,032
31	12/18	@ CAROLINA	L-OT	1-2	14-13-04	14,533	73	03/23	CAROLINA	L-OT	2-3	35-27-11	14,304
32	12/21	COLORADO	W	3-0	15-13-04	16,132	74	03/25	@ BUFFALO	L	3-5	35-28-11	18,690
33	12/23	NASHVILLE	W	3-0	16-13-04	14,703	75	03/26	@ PHILADELPHIA	W	4-2	36-28-11	19,631
34	12/26	TAMPA BAY	L-SO	3-4	16-13-05	16,961	76	03/28	@ DALLAS	W	6-3	37-28-11	18,532
35	12/27	@ TAMPA BAY	L	4-6	16-14-05	18,226	77	03/31	OTTAWA	W	5-2	38-28-11	15,247
36	12/29	MONTREAL	L	2-5	16-15-05	**20,741	78	04/03	ATLANTA	L	1-3	38-29-11	15,945
37	12/31	@ NY ISLANDERS	L	2-4	16-16-05	12,211	79	04/05	PITTSBURGH	W	4-2	39-29-11	18,232
38	01/03	@ PITTSBURGH	W	6-1	17-16-05	17,042	80	04/07	@ PHILADELPHIA	L	1-2	39-30-11	19,637
39	01/04	@ MONTREAL	L-SO	5-6	17-16-06	21,273	81	04/09	@ ATLANTA	W	3-2	40-30-11	15,738
40	01/06	@ TORONTO	W	4-2	18-16-06	19,197	82	04/11	WASHINGTON	W	7-4	41-30-11	18,527
41	01/08	CAROLINA	W	4-2	19-16-06	10,323							
42	01/10	ATLANTA	W	8-4	20-16-06	14,323							

**RECORD:** 32-37-11 (77 POINTS)  
**GENERAL MANAGER:** RANDY SEXTON

**COACH:** PETER DEBOER  
**EASTERN CONFERENCE FINISH:** 14TH

**SOUTHEAST DIVISION FINISH:** 5TH  
**CAPTAIN:** BRYAN MCCABE

\*Indicates Rookie

NO.	POS	PLAYER	TEAM	GP	TOI	G	A	PTS	-/+	PIM	PP	SH	GW	S	PCTG
9	C	Stephen Weiss	FLA	79	19:59	28	32	60	-7	40	12	0	2	180	15.6
16	C	Nathan Horton	FLA	65	20:53	20	37	57	-1	42	7	2	4	159	12.6
67	C	Michael Frolik	FLA	82	17:28	21	22	43	-4	43	5	0	1	219	9.6
24	D	Bryan McCabe	FLA	82	23:19	8	35	43	-4	83	3	0	1	169	4.7
27	C	Steven Reinprecht	FLA	82	16:05	16	22	38	-1	18	3	0	1	124	12.9
61	L	Cory Stillman	FLA	58	17:34	15	22	37	-3	22	3	0	4	126	11.9
14	R	Radek Dvorak	FLA	76	17:26	14	18	32	-7	20	1	3	1	140	10.0
85	L	Rostislav Olesz	FLA	78	15:23	14	15	29	-4	28	3	0	3	178	7.9
2	D	Keith Ballard	FLA	82	22:24	8	20	28	-7	88	1	0	1	90	8.9
4	D	Dennis Seidenberg	FLA	62	22:54	2	21	23	-3	33	1	0	0	116	1.7
44	D	Jordan Leopold	FLA	61	22:25	7	11	18	-7	22	1	0	1	69	10.1
19	C	Dominic Moore	FLA	48	14:54	8	9	17	-7	35	2	1	0	81	9.9
11	C	Gregory Campbell	FLA	60	15:23	2	15	17	-5	53	0	0	1	84	2.4
10	L	David Booth	FLA	28	18:07	8	8	16	-3	23	0	0	1	95	8.4
41	C	*Shawn Matthias	FLA	55	10:47	7	9	16	-3	10	0	0	2	67	10.4
43	D	*Dmitry Kulikov	FLA	68	17:56	3	13	16	-5	32	1	0	0	87	3.4
28	C	Kamil Krepis	FLA	76	12:42	5	9	14	-7	18	1	0	1	83	6.0
5	D	Bryan Allen	FLA	74	19:09	4	9	13	-8	99	0	1	2	78	5.1
52	D	*Jason Garrison	FLA	39	15:08	2	6	8	5	23	0	0	0	24	8.3
65	R	*Victor Oreskovich	FLA	50	8:53	2	4	6	-8	26	0	0	0	55	3.6
32	R	*Michal Repik	FLA	19	8:34	3	2	5	1	6	0	0	0	23	13.0
6	D	Ville Koistinen	FLA	17	7:50	1	3	4	1	8	0	0	0	12	8.3
74	L	Nick Tarnasky	FLA	31	6:48	1	2	3	-5	85	0	0	0	19	5.3
41	L	*Kenndal McArdle	FLA	19	8:53	1	2	3	-4	29	0	0	0	10	10.0
22	C	Jeff Taffe	FLA	21	8:25	1	1	2	-1	4	0	0	0	18	5.6
12	R	Byron Bitz	FLA	7	11:37	1	1	2	1	2	0	0	0	7	14.3
33	L	Steve MacIntyre	FLA	18	3:10	0	1	1	-3	17	0	0	0	3	0.0
5	D	Clay Wilson	FLA	2	11:07	0	0	0	-5	0	0	0	0	0	0.0
68	C	*Mike Duco	FLA	10	7:43	0	0	0	-3	50	0	0	0	6	0.0
63	R	*Evgeny Dadonov	FLA	4	13:13	0	0	0	-1	0	0	0	0	4	0.0
39	D	*Keaton Ellerby	FLA	22	5:25	0	0	0	-1	2	0	0	0	5	0.0

	GOALTENDERS	GP	MINS	AVG	W	L	OT	SO	GA	SA	SV%	G	A	PIM
29	Tomas Vokoun	79	3695	2.55	23	28	11	7	157	1924	.925	0	2	0
30	Scott Clemmensen	23	1215	2.91	9	8	2	1	59	668	.912	0	0	0
35	*Alexander Salak	2	66	5.37	0	1	0	0	6	40	.850	0	0	0
	<b>FLA TOTALS</b>	<b>104</b>	<b>4976</b>	<b>3.61</b>	<b>32</b>	<b>37</b>	<b>13</b>	<b>8</b>	<b>222</b>	<b>2632</b>	<b>.896</b>	<b>0</b>	<b>2</b>	<b>0</b>

GAME	DATE	OPPONENT	RESULT	SCORE	RECORD	ATTENDANCE	GAME	DATE	OPPONENT	RESULT	SCORE	RECORD	ATTENDANCE
1	10/2	@ CHICAGO	W	4-3	1-0-0	12,056	42	1/3	PITTSBURGH	W	6-2	17-18-7	18,110
2	10/3	CHICAGO	L	0-4	1-1-0	11,526	43	1/5	@ TORONTO	L	2-3	17-19-7	18,984
3	10/9	@ CAROLINA	L	2-7	1-2-0	13,597	44	1/7	@ MONTREAL	L	0-2	17-20-7	21,273
4	10/10	NEW JERSEY	L	2-3	1-3-0	18,802	45	1/9	@ OTTOWA	W	3-0	18-20-7	16,506
5	10/12	@ TAMPA BAY	L	2-3	1-4-0	14,126	46	1/13	WASHINGTON	L-SO	4-5	18-20-8	14,776
6	10/16	PHILADELPHIA	W	4-2	2-4-0	12,607	47	1/14	@ TAMPA BAY	W	3-2	19-20-8	13,516
7	10/21	BUFFALO	L	2-5	2-5-0	12,607	48	1/16	TAMPA BAY	W	5-2	20-20-8	15,971
8	10/23	@ PITTSBURGH	L-SO	2-3	2-5-1	16,971	49	1/18	ATLANTA	W	1-0	21-20-8	11,818
9	10/24	@ PHILADELPHIA	L	1-5	2-6-1	19,007	50	1/20	@ NEW JERSEY	L	0-2	21-21-8	13,931
10	10/28	OTTOWA	L	3-4	2-7-1	12,596	51	1/21	@ NY ISLANDERS	L-SO	1-2	21-21-9	12,138
11	10/30	@ DALLAS	W	6-5	3-7-1	16,824	52	1/23	TORONTO	W	2-0	22-21-9	18,087
12	10/31	@ ST LOUIS	W	4-0	4-7-1	17,943	53	1/26	MONTREAL	W	2-1	23-21-9	17,104
13	11/04	CAROLINA	W	3-0	5-7-1	12,424	54	129	@ WASHINGTON	L	1-4	23-22-9	18,277
14	11/6	WASHINGTON	L	1-4	5-8-1	15,877	55	1/31	NY ISLANDERS	W	2-0	24-22-9	16,023
15	11/7	@ WASHINGTON	L	4-7	5-9-1	18,277	56	2/1	ANAHEIM	L	0-3	24-23-9	10,843
16	11/12	@ BOSTON	W	1-0	6-9-1	17,074	57	2/5	CALGARY	L	1-2	24-24-9	19,781
17	11/14	NY ISLANDERS	W	5-4	7-9-1	15,921	58	2/6	@ ATLANTA	L	2-4	24-25-9	16,743
18	11/16	LOS ANGELES	L-SO	3-4	7-9-2	12,502	59	2/9	@ CAROLINA	L	2-4	24-26-9	18,393
19	11/18	@ BUFFALO	W	6-2	8-9-2	18,546	60	2/77	VANCOUVER	L	0-3	24-27-9	13,787
20	11/20	@ DETROIT	W	2-1	9-9-2	18,634	61	2/13	BOSTON	L-SO	2-3	24-27-10	17,109
21	11/21	@ NY RANGERS	W	3-2	10-9-2	18,200	62	3/2	@ ATLANTA	L	2-4	24-28-10	13,818
22	11/23	PITTSBURGH	L-OT	2-3	10-9-3	17,024	63	3/3	PHILADELPHIA	W	7-4	25-28-10	15,878
23	11/25	NY RANGERS	L-SO	1-2	10-9-4	16,281	64	3/6	CAROLINA	W	4-1	26-28-10	16,202
24	11/27	TORONTO	L	4-6	10-10-4	16,101	65	3/9	@ MINNESOTA	W	3-2	27-28-10	18,191
25	11/28	@ NASHVILLE	L	1-4	10-11-4	14,120	66	3/11	@ COLORADO	L	0-3	27-29-10	11,458
26	11/30	@ ATLANTA	L	3-4	10-12-4	10,310	67	3/13	@ SAN JOSE	W	3-2	28-29-10	17,562
27	12/2	COLORADO	W	6-5	11-12-4	12,403	68	3/16	WASHINGTON	L	3-7	28-30-10	15,123
28	12/3	@ WASHINGTON	L	2-6	11-13-4	18,277	69	3/18	PHEONIX	L-SO	3-4	28-30-11	12,282
29	12/5	ATLANTA	L-SO	1-2	11-13-5	13,291	70	3/20	BUFFALO	L	1-3	28-31-11	18,217
30	12/7	EDMONTON	L-SO	2-3	11-13-6	11,469	71	3/21	TAMPA BAY	W	5-2	29-31-11	14,831
31	12/9	@ COLUMBUS	L	0-3	11-14-6	12,800	72	3/23	@ TORONTO	W	4-1	30-31-11	19,158
32	12/11	@ NEW JERSEY	W	4-2	12-14-6	14,131	73	3/25	@ MONTREAL	L	1-4	30-32-11	21,273
33	12/12	@ PITTSBURGH	L-OT	2-3	12-14-7	16,977	74	3/27	@ OTTOWA	L	2-3	30-33-11	18,689
34	12/14	@ NY ISLANDERS	W	7-1	13-14-7	10,489	75	3/29	NASHVILLE	L-OT	2-3	30-33-12	13,679
35	12/16	ATLANTA	W	4-3	14-14-7	11,672	76	3/31	@ BUFFALO	L	2-6	30-34-12	18,690
36	12/18	CAROLINA	W	6-3	15-14-7	15,107	77	4/1	@ BOSTON	W	1-0	31-34-12	17,565
37	12/19	@ CAROLINA	L	2-3	15-15-7	12,758	78	4/3	NY RANGERS	L	1-4	31-35-12	18,011
38	12/21	@ PHILADELPHIA	W	4-1	16-15-7	19,323	79	4/6	OTTOWA	L	2-5	31-36-12	11,790
39	12/23	@ NY RANGERS	L	1-4	16-16-7	18,200	80	4/8	NEW JERSEY	W	3-2	32-36-12	15,273
40	12/27	BOSTON	L	1-2	16-17-7	18,799	81	4/10	@ TAMPA BAY	L-SO	3-4	32-36-13	17,050
41	12/31	MONTREAL	L	4-5	16-18-7	**19,851	82	4/11	TAMPA BAY	L	1-3	32-37-13	15,884



RECORD: 30-40-12 (72 POINTS)  
GENERAL MANAGER: DALE TALLON

COACH: PETER DEBOER  
EASTERN CONFERENCE FINISH: 15TH

SOUTHEAST DIVISION FINISH: 5TH  
CAPTAIN: BRYAN MCCABE

\*Indicates Rookie

NO.	POS	PLAYER	TEAM	GP	TOI	G	A	PTS	-/+	PIM	PP	SH	GW	S	PCTG
9	C	Stephen Weiss	FLA	78	17:48	14	47	61	19	22	4	1	4	154	9.1
10	L	David Booth	FLA	72	17:05	31	29	60	10	38	11	0	5	246	12.6
61	L	Cory Stillman	FLA	63	16:35	17	32	49	1	37	8	0	2	115	14.8
16	C	Nathan Horton	FLA	67	17:51	22	23	45	-5	48	5	1	5	131	16.8
67	C	*Michael Frolik	FLA	79	14:48	21	24	45	10	22	1	0	2	158	13.3
4	D	Jay Bouwmeester	FLA	82	26:59	15	27	42	-2	68	9	0	2	182	8.2
24	D	Bryan McCabe	FLA	69	23:08	15	24	39	-1	41	8	0	3	153	9.8
14	R	Radek Dvorak	FLA	81	16:26	15	21	36	0	42	0	4	3	136	11.0
2	D	Keith Ballard	FLA	82	22:23	6	28	34	14	72	1	0	1	106	5.7
20	R	Richard Zednik	FLA	70	15:35	17	16	33	2	46	3	0	4	153	11.1
11	C	Gregory Campbell	FLA	77	16:47	13	19	32	0	76	1	0	1	135	9.6
18	L	Ville Peltonen	FLA	79	15:15	12	19	31	6	31	0	0	1	121	9.9
55	D	Steve Eminger PHI/TB/FLA		71	21:36	5	21	26	-3	50	2	0	1	85	5.9
44	D	Nick Boynton	FLA	68	16:35	5	16	21	7	91	0	0	1	104	4.8
53	R	Brett McLean	FLA	80	12:25	7	12	19	-12	29	0	0	2	114	6.1
28	C	Kamil Kreps	FLA	66	13:58	4	15	19	2	18	0	1	1	77	5.2
3	D	Karlis Skrastins	FLA	80	20:33	4	14	18	9	30	0	0	0	55	7.3
22	D	Jassen Cullimore	FLA	68	16:47	2	8	10	-10	37	0	0	0	52	3.8
85	L	Rostislav Olesz	FLA	37	13:11	4	5	9	-5	8	0	0	0	69	5.8
13	R	Anthony Stewart	FLA	59	7:38	2	5	7	-6	34	0	0	0	56	3.6
74	L	Nick Tarnasky NSH/FLA		45	7:19	1	6	7	-1	50	0	0	0	38	2.6
32	R	*Michal Repik	FLA	5	7:31	2	0	2	1	0	0	0	0	7	28.6
41	C	*Shawn Matthias	FLA	16	9:09	0	2	2	-3	2	0	0	0	11	0.00
5	D	Bryan Allen	FLA	2	27:11	0	1	1	2	0	0	0	0	5	0.00
71	L	*Kenndal McArdle	FLA	3	7:30	0	0	0	-1	2	0	0	0	1	0.00
38	C	Janis Sprukts	FLA	1	12:19	0	0	0	0	0	0	0	0	1	0.00
37	L	*Tanner Glass	FLA	3	6:45	0	0	0	0	7	0	0	0	1	0.00
52	D	*Jason Garrison	FLA	1	11:57	0	0	0	0	0	0	0	0	0	0.00

GOALTENDERS	GP	MINS	AVG	W	L	OT	SO	GA	SA	SV%	G	A	PIM
29 Tomas Vokoun	59	3324	2.49	26	23	6	6	138	1856	.926	0	1	2
31 Craig Anderson	31	1636	2.71	15	7	5	3	74	977	.924	0	1	2
FLA TOTALS	90	4960	2.56	41	30	11	9	212	2833	.925	0	2	4

\*Indicates Rookie

2010-11

GAME	DATE	OPPONENT	RESULT	SCORE	RECORD	ATTENDANCE	GAME	DATE	OPPONENT	RESULT	SCORE	RECORD	ATTENDANCE
1	10/10	@ EDMONTON	L	2-3	0-1-0	16,839	43	01/15	NEW JERSEY	W-OT	3-2	21-20-2	17,825
2	10/11	@ VANCOUVER	L	1-2	0-2-0	18,860	44	01/17	ATLANTA	L-SO	2-3	21-20-3	11,477
3	10/14	@ CALGARY	W	3-0	1-2-0	19,289	45	01/19	COLORADO	L-OT	2-3	21-20-4	11,629
4	10/16	TAMPA BAY	W	6-0	2-2-0	17,040	46	01/21	TAMPA BAY	L-SO	1-2	21-20-5	17,328
5	10/21	DALLAS	L	1-4	2-3-0	11,580	47	01/23	@ NEW JERSEY	L	2-5	21-21-5	15,109
6	10/23	NY ISLANDERS	W	4-3	3-3-0	15,071	48	01/25	@ NY RANGERS	W	4-3	22-21-5	18,200
7	10/26	@ TORONTO	L	1-3	3-4-0	19,239	49	01/26	@ BOSTON	L	1-2	22-22-5	17,565
8	10/28	@ OTTAWA	L	3-5	3-5-0	16,294	50	02/01	@ TORONTO	L-SO	3-4	22-22-6	19,018
9	10/30	@ MONTREAL	W	3-1	4-5-0	21,273	51	02/02	@ MONTREAL	L	2-3	22-23-6	21,273
10	11/03	ATLANTA	L	3-4	4-6-0	11,212	52	02/04	@ NEW JERSEY	W-OT	4-3	23-23-6	13,557
11	11/05	CAROLINA	W	7-4	5-6-0	14,761	53	02/08	ST LOUIS	L	1-2	23-24-6	12,228
12	11/06	@ CAROLINA	L	2-3	5-7-0	17,704	54	02/10	BUFFALO	L-OT	2-3	23-24-7	14,559
13	11/10	TORONTO	W	4-1	6-7-0	15,243	55	02/13	SAN JOSE	W	3-2	24-24-7	16,217
14	11/12	MINNESOTA	W	2-1	7-7-0	15,043	56	02/16	PHILADELPHIA	L	2-4	24-25-7	17,077
15	11/13	@ PHILADELPHIA	L	2-5	7-8-0	19,616	57	02/18	DETROIT	L	3-4	24-26-7	**19,947
16	11/17	@ ATLANTA	W	2-1	8-8-0	10,168	58	02/19	@ TAMPA BAY	W-SO	3-2	25-26-7	18,710
17	11/18	@ BOSTON	L	0-4	8-9-0	17,565	59	02/21	@ NY ISLANDERS	L	1-5	25-27-7	13,720
18	11/20	@ NY ISLANDERS	W	4-1	9-9-0	9,157	60	02/23	@ OTTAWA	L	1-5	25-28-7	16,520
19	11/22	PITTSBURGH	L	2-3	9-10-0	16,543	61	02/25	@ ATLANTA	W-SO	2-1	26-28-7	14,046
20	11/24	BOSTON	L	1-3	9-11-0	16,712	62	02/27	NEW JERSEY	L	1-2	26-29-7	16,592
21	11/26	NY RANGERS	L	0-3	9-12-0	17,013	63	03/01	@ CAROLINA	L	1-2	26-30-7	16,252
22	11/27	@ TAMPA BAY	W-SO	4-3	10-12-0	15,854	64	03/03	MONTREAL	L	0-4	26-31-7	**19,722
23	12/01	@ ANAHEIM	L	3-5	10-13-0	12,504	65	03/05	@ ATLANTA	L-OT	3-4	26-31-8	15,799
24	12/02	@ LOS ANGELES	L	2-3	10-14-0	17,720	66	03/06	WASHINGTON	L-OT	2-3	26-31-9	15,685
25	12/04	@ PHOENIX	W-SO	2-1	11-14-0	10,334	67	03/08	CHICAGO	W	3-2	27-31-9	16,132
26	12/07	COLORADO	W-OT	4-3	12-14-0	12,791	68	03/10	OTTAWA	L	1-2	27-32-9	12,310
27	12/09	@ WASHINGTON	W	3-0	13-14-0	18,398	69	03/12	TAMPA BAY	W-OT	4-3	28-32-9	16,607
28	12/11	@ NASHVILLE	L	0-3	13-15-0	16,128	70	03/15	PHILADELPHIA	L	2-3	28-33-9	17,377
29	12/15	CAROLINA	L	3-4	13-16-0	14,651	71	03/17	TORONTO	W	4-0	29-33-9	16,970
30	12/17	BUFFALO	W	6-2	14-16-0	16,894	72	03/19	NY ISLANDERS	L-SO	3-4	29-33-10	16,502
31	12/20	@ PHILADELPHIA	W	5-0	15-16-0	19,964	73	03/22	@ NY RANGERS	L	0-1	29-34-10	18,200
32	12/22	@ PITTSBURGH	L	2-5	15-17-0	18,238	74	03/23	@ CHICAGO	L	0-4	29-35-10	21,713
33	12/23	@ BUFFALO	W	4-3	16-17-0	18,690	75	03/25	@ BUFFALO	L	2-4	29-36-10	18,690
34	12/27	BOSTON	L-SO	2-3	16-17-1	**19,250	76	03/27	@ PITTSBURGH	L-SO	1-2	29-36-11	18,270
35	12/31	MONTREAL	L-OT	2-3	16-17-2	**20,072	77	03/29	@ COLUMBUS	L-SO	2-3	29-36-12	11,670
36	01/02	NY RANGERS	W	3-0	17-17-2	16,752	78	03/31	OTTAWA	L	1-4	29-37-12	15,672
37	01/03	@ CAROLINA	W-OT	4-3	18-17-2	16,637	79	04/02	PITTSBURGH	L	2-4	29-38-12	18,178
38	01/05	ATLANTA	L	2-3	18-18-2	12,803	80	04/06	@ WASHINGTON	L	2-5	29-39-12	18,398
39	01/07	CAROLINA	L	3-5	18-19-2	14,262	81	04/08	@ TAMPA BAY	L	2-4	29-40-12	20,444
40	01/08	@ WASHINGTON	L	2-3	18-20-2	18,398	82	04/09	WASHINGTON	W	1-0	30-40-12	**18,371
41	01/11	WASHINGTON	W-OT	4-3	19-20-2	14,790							
42	01/13	NASHVILLE	W	3-2	20-20-2	12,228							



**RECORD:** 38-26-18 (94 POINTS)  
**GENERAL MANAGER:** DALE TALLON

**COACH:** KEVIN DINEEN  
**EASTERN CONFERENCE FINISH:** 3RD

**SOUTHEAST DIVISION FINISH:** 1ST  
**CAPTAIN:** NONE

\*Indicates Rookie

NO.	POS	PLAYER	TEAM	GP	G	A	PTS	-/+	PIM	PP	SH	GW	S	PCTG
14	L	Tomas Fleischmann	FLA	82	27	34	61	-7	26	6	1	4	217	12.4
9	C	Stephen Weiss	FLA	80	20	37	57	5	60	5	1	6	149	13.4
32	R	Kris Versteeg	FLA	71	23	31	54	4	49	8	1	5	181	12.7
51	D	Brian Campbell	FLA	82	4	49	53	-9	6	1	0	0	131	3.1
52	D	Jason Garrison	FLA	77	16	17	33	6	32	9	0	3	168	9.5
82	R	Tomas Kopecky	FLA	80	10	22	32	-8	32	2	0	2	143	7.0
26	R	Mikael Samuelsson	FLA	48	13	15	28	2	14	6	0	1	125	10.4
7	D	Dmitry Kulikov	FLA	58	4	24	28	-5	36	2	0	1	104	3.8
57	C	Marcel Goc	FLA	57	11	16	27	5	10	3	0	1	97	11.3
18	C	Shawn Matthias	FLA	79	10	14	24	-2	49	1	0	1	133	7.5
20	L	Sean Bergenheim	FLA	62	17	6	23	-5	48	5	1	2	185	9.2
43	D	Mike Weaver	FLA	82	0	16	16	-2	14	0	0	0	51	0.0
55	D	Ed Jovanovski	FLA	66	3	10	13	-11	31	1	0	0	58	5.2
13	C	Mike Santorelli	FLA	60	9	2	11	-10	18	2	0	1	117	7.7
12	R	Jack Skille	FLA	46	4	6	10	-9	28	0	1	1	76	5.3
14	L	Wojtek Wolski	FLA	22	4	5	9	-3	0	0	0	0	39	10.3
22	R	Matt Bradley	FLA	45	3	5	8	-3	31	0	0	0	35	8.6
44	D	*Erik Gudbranson	FLA	72	2	6	8	-19	78	0	0	0	76	2.6
16	L	Marco Sturm	FLA	42	3	2	5	-3	10	0	0	0	45	0.0
21	R	Krystofer Barch	FLA	41	2	3	5	2	91	0	0	0	22	5.7
19	L	Scottie Upshall	FLA	26	2	3	5	-3	29	1	0	1	53	3.8
27	R	Michal Repik	FLA	17	2	3	5	-3	6	1	0	0	35	5.7
4	D	Keaton Ellerby	FLA	40	0	5	5	-3	10	0	0	0	45	0.0
10	C	John Madden	FLA	31	3	0	3	-4	4	0	0	1	33	9.1
63	R	Evgenii Dadonov	FLA	15	2	1	3	-4	2	0	0	0	21	9.5
23	D	Tyson Strachan	FLA	15	1	2	3	1	5	0	0	0	14	7.1
8	L	Tim Kennedy	FLA	27	1	1	2	-11	4	0	0	1	22	4.5
29	R	Bill Thomas	FLA	7	1	0	1	0	0	0	0	0	9	11.1
36	C	Mark Cullen	FLA	6	0	1	1	2	2	0	0	0	1	0.0
25	R	Jerred Smithson	FLA	16	0	1	1	1	4	0	0	0	12	0.0
47	D	*Colby Robak	FLA	3	0	0	0	0	0	0	0	0	1	0.0
73	C	Bracken Kearns	FLA	5	0	0	0	10	0	0	0	0	0	0.0
34	D	Nolan Yonkman	FLA	1	0	0	0	0	0	0	0	0	0	0.0
17	C	Jon Matsumoto	FLA	1	0	0	0	0	0	0	0	0	0	0.0
37	C	Greg Rallo	FLA	1	0	0	0	0	0	0	0	0	1	0.0

	GOALTENDERS	GP	MINS	AVG	W	L	OT	SO	GA	SA	SV%	G	A	PIM
60	Jose Theodore	53	3049	2.46	22	16	11	3	125	1502	.917	0	0	2
30	Scott Clemmensen	30	1566	2.57	14	6	6	1	67	773	.911	0	1	0
35	*Jacob Markstrom	7	383	2.66	2	4	1	0	17	222	.923	0	0	0
33	Brian Foster	1	5	0.00	0	0	0	0	0	1	1.000	0	0	0
	FLA TOTALS	91	5003	2.58	38	26	18	4	209	2498	.937	0	1	2

GAME	DATE	OPPONENT	RESULT	SCORE	RECORD	ATTENDANCE	GAME	DATE	OPPONENT	RESULT	SCORE	RECORD	ATTENDANCE
1	10/08	@ NY ISLANDERS	W	2-0	1-0-0	16,234	42	01/09	VANCOUVER	W	2-1	21-13-8	16,712
2	10/11	@ PITTSBURGH	L	2-4	1-1-0	18,503	43	01/13	PITTSBURGH	L	1-4	21-14-8	**18,658
3	10/15	TAMPA BAY	W-SO	3-2	2-1-0	**18,352	44	01/16	BOSTON	L-SO	2-3	21-14-9	**19,018
4	10/17	@ TAMPA BAY	W	7-4	3-1-0	19,204	45	01/18	@ COLORADO	L-OT	1-3	21-14-10	13,465
5	10/18	@ WASHINGTON	L	0-3	3-2-0	18,506	46	01/20	@ CHICAGO	L	1-3	21-15-10	21,555
6	10/20	BUFFALO	L	0-3	3-3-0	14,811	47	01/21	@ WINNIPEG	W-SO	4-3	22-15-10	15,004
7	10/22	NY ISLANDERS	W	4-2	4-3-0	15,411	48	01/24	PHILADELPHIA	L-SO	2-3	22-15-11	**17,737
8	10/24	@ MONTREAL	W	2-1	5-3-0	21,273	49	02/01	WASHINGTON	W	4-2	23-15-11	15,231
9	10/27	@ OTTAWA	L	3-4	5-4-0	18,165	50	02/03	WINNIPEG	W	2-1	24-15-11	16,773
10	10/29	@ BUFFALO	W	3-2	6-4-0	18,690	51	02/04	@ TAMPA BAY	L	3-6	24-16-11	**19,204
11	10/31	WINNIPEG	L-SO	3-4	6-4-1	11,855	52	02/07	@ WASHINGTON	L	0-4	24-17-11	18,506
12	11/03	CHICAGO	L-SO	2-3	6-4-2	15,929	53	02/09	LOS ANGELES	W	3-1	25-17-11	14,929
13	11/06	TAMPA BAY	L-SO	3-4	6-4-3	15,066	54	02/11	@ NEW JERSEY	W	3-1	26-17-11	14,938
14	11/08	@ TORONTO	W	5-1	7-4-3	19,414	55	02/12	@ NY ISLANDERS	W	4-1	27-17-11	14,179
15	11/10	@ WINNIPEG	W	5-2	8-4-3	15,004	56	02/15	OTTAWA	L	2-6	27-18-11	14,038
16	11/13	PHILADELPHIA	L	2-3	8-5-3	15,215	57	02/17	WASHINGTON	L	1-2	27-19-11	**17,779
17	11/15	@ DALLAS	W	6-0	9-5-3	10,175	58	02/19	ANAHEIM	L	0-2	27-20-11	15,945
18	11/17	@ ST LOUIS	L	1-4	9-6-3	17,642	59	02/23	MINNESOTA	L-SO	2-3	27-20-12	13,892
19	11/19	PITTSBURGH	W	3-2	10-6-3	**18,071	60	02/25	@ CAROLINA	W-SO	3-2	28-20-12	18,680
20	11/21	NEW JERSEY	W	4-3	11-6-3	13,122	61	02/26	MONTREAL	W	4-2	29-20-12	**18,108
21	11/23	NY RANGERS	W	2-1	12-6-3	**17,461	62	02/28	@ TORONTO	W	5-3	30-20-12	19,420
22	11/25	TAMPA BAY	L-OT	1-2	12-6-4	**17,380	63	03/01	@ WINNIPEG	L	0-7	30-21-12	15,004
23	11/26	@ TAMPA BAY	L	1-5	12-7-4	17,841	64	03/03	NASHVILLE	L	1-3	30-22-12	15,904
24	11/29	@ CAROLINA	W	3-1	13-7-4	13,065	65	03/04	OTTAWA	W	4-2	31-22-12	15,811
25	12/01	@ LOS ANGELES	L	1-2	13-8-4	17,720	66	03/08	@ PHILADELPHIA	L	0-5	31-22-12	19,675
26	12/03	@ SAN JOSE	W	5-3	14-8-4	17,562	67	03/09	@ PITTSBURGH	L-OT	1-2	31-22-13	18,606
27	12/05	WASHINGTON	W	5-4	15-8-4	16,337	68	03/11	CAROLINA	W	2-0	32-22-13	15,081
28	12/08	@ BOSTON	W	2-0	16-8-4	17,565	69	03/13	TORONTO	W	5-2	33-22-13	**17,475
29	12/09	@ BUFFALO	L-OT	1-2	16-8-5	18,690	70	03/15	BOSTON	W	6-2	34-22-13	**19,004
30	12/11	@ NY RANGERS	L	1-6	16-9-5	18,200	71	03/17	BUFFALO	W-SO	3-2	35-22-13	16,827
31	12/13	NEW JERSEY	L-SO	2-3	16-9-6	14,669	72	03/20	@ PHILADELPHIA	W	2-1	36-23-13	19,568
32	12/16	CALGARY	W-SO	3-2	17-9-6	15,575	73	03/21	@ CAROLINA	L	1-3	36-24-13	18,680
33	12/18	CAROLINA	W-OT	3-2	18-9-6	15,289	74	03/23	EDMONTON	L-SO	1-2	36-24-14	16,214
34	12/20	PHOENIX	L	1-2	18-10-6	**17,711	75	03/25	NY ISLANDERS	L-SO	2-3	36-24-15	16,814
35	12/22	@ OTTAWA	L-OT	3-4	18-10-7	19,296	76	03/27	@ MONTREAL	W-SO	3-2	37-24-15	21,273
36	12/23	@ BOSTON	L	0-8	18-11-7	17,565	77	03/29	@ MINNESOTA	L-OT	2-3	37-24-16	16,214
37	12/27	TORONTO	W	5-3	19-11-7	**20,406	78	03/30	@ COLUMBUS	L	1-4	37-25-16	17,994
38	12/30	NY RANGERS	L	1-4	19-12-7	**20,238	79	04/01	@ DETROIT	L-SO	1-2	37-25-17	20,066
39	12/31	MONTREAL	W	3-5	20-12-7	**20,098	80	04/03	WINNIPEG	L-OT	4-5	37-25-18	17,760
40	01/05	@ NY RANGERS	L-OT	2-3	20-12-8	18,200	81	04/05	@ WASHINGTON	L	2-4	37-26-18	18,506
41	01/06	@ NEW JERSEY	L	2-5	20-13-8	15,793	82	04/07	CAROLINA	W	4-1	38-26-18	**19,057

**RECORD:** 15-27-6 (36 POINTS)  
**GENERAL MANAGER:** DALE TALLON

**COACH:** KEVIN DINEEN  
**EASTERN CONFERENCE FINISH:** 15TH

**SOUTHEAST DIVISION FINISH:** 5TH  
**CAPTAIN:** NONE

\*Indicates Rookie

NO	POS	NAME	TEAM	GP	G	A	PTS	+/-	PIM	PP	SH	GW	S	PCTG
14	LW	Tomas Fleischmann	FLA	48	12	23	35	-10	16	2	1	2	121	9.9
11	C	Jonathan Huberdeau	FLA	48	14	17	31	-15	18	2	0	1	112	12.5
82	RW	Tomas Kopecky	FLA	47	15	12	27	-8	28	4	1	0	92	16.3
51	D	Brian Campbell	FLA	48	8	19	27	-22	12	6	0	2	70	11.4
18	C	Shawn Matthias	FLA	48	14	7	21	-8	16	2	1	1	106	13.2
57	C	Marcel Goc	FLA	42	9	10	19	-6	8	4	0	1	92	9.8
88	C	Peter Mueller	FLA	43	8	9	17	-11	18	2	0	0	131	6.1
15	C	Drew Shore*	FLA	43	3	10	13	-10	14	1	1	1	96	3.1
12	RW	Jack Skille	FLA	40	3	9	12	-9	11	0	0	0	69	4.3
7	D	Dmitry Kulikov	FLA	34	3	7	210	-5	22	2	0	2	52	5.8
3	D	TJ Brennan	FLA	19	2	7	9	-8	2	0	0	0	24	8.3
17	D	Filip Kuba	FLA	44	1	9	10	-18	24	0	0	0	50	2.0
43	D	Mike Weaver	FLA	27	1	8	9	-3	8	0	0	0	21	4.8
19	LW	Scottie Upshall	FLA	27	4	1	5	-8	25	1	0	1	54	7.4
25	C	Jerred Smithson	FLA	35	2	3	5	-4	10	0	0	0	22	9.1
27	RW	Alex Kovalev	FLA	14	2	3	5	-1	6	1	0	1	21	9.5
32	RW	Kris Versteeg	FLA	10	2	2	4	-8	8	0	0	0	20	10.0
9	D	Stephen Weiss	FLA	17	1	3	4	-13	25	1	0	0	19	5.3
23	D	Tyson Strachan	FLA	38	0	4	4	-13	40	0	0	0	42	0.0
44	D	Erik Gudbranson	FLA	32	0	4	4	-22	47	0	0	0	49	0.0
13	C	Mike Santorelli	FLA	24	2	1	3	-7	2	0	0	0	21	9.5
22	RW	George Parros	FLA	39	1	1	2	-15	57	0	0	0	16	6.3
27	C	Nick Bjugstad*	FLA	11	1	0	1	-8	2	0	0	0	17	5.9
37	C	Greg Rallo	FLA	10	1	0	1	-3	2	1	0	0	10	10.0
47	D	Colby Robak*	FLA	16	0	1	1	-1	17	0	0	0	15	0.0
55	D	Ed Jovanovski	FLA	6	0	1	1	-4	0	0	0	0	6	0.0
76	LW	Eric Selleck*	FLA	2	0	1	1	2	17	0	0	0	2	0.0
42	C	Quinton Howden	FLA	18	0	0	0	-11	2	0	0	0	22	6.3
72	D	Alex Petrovic	FLA	6	0	0	0	-8	25	0	0	0	5	0.0
34	D	Nolan Yonkman	FLA	7	0	0	0	-1	1	0	0	0	4	0.0
75	C	Scott Timmins	FLA	5	0	0	0	-2	4	0	0	0	6	0.0
52	C	Jonathan Rheault	FLA	5	0	0	0	0	0	0	0	0	5	0.0
62	D	Michael Caruso	FLA	2	15	0	0	-1	0	0	0	0	0	0.0

	GOALTENDERS	GP	MINS	AVG	W	L	OT	SO	GA	SA	SV%	G	A	PIM
35	Jacob Markstrom*	23	1266	3.22	8	14	1	0	68	685	.901	0	0	0
60	Jose Theodore	15	766	3.29	4	6	3	0	42	391	8.93	0	0	2
30	Scott Clemmensen	11	866	3.67	3	7	2	0	53	421	.874	0	0	0
	FLA TOTALS	49	2898	3.39	15	27	6	0	163	1497	.891	0	0	2

GAME	DATE	OPPONENT	RESULT	SCORE	RECORD	ATTENDANCE	GAME	DATE	OPPONENT	RESULT	SCORE	RECORD	ATTENDANCE
1	1/19/13	CAR	W	5-1	1-0-0	**19,688	25	3/8/13	WPG	L-OT	2-3	7-12-6	16,442
2	1/21/13	@OTT	L	0-4	1-1-0	**19,952	26	3/10/13	MTL	L	2-5	7-13-6	**19,189
3	1/22/13	@MTL	L	1-4	1-2-0	**21,273	27	3/12/13	TBL	L	2-3	7-14-6	15,174
4	1/24/13	OTT	L	1-3	1-3-0	15,364	28	3/14/13	@BOS	L	1-4	7-15-6	**17,565
5	1/26/13	PHI	L	1-7	1-4-0	**19,311	29	3/16/13	NYI	L	3-4	7-16-6	**17,627
6	1/29/13	@TBL	L	2-5	1-5-0	**19,204	30	3/19/13	@CAR	W	4-1	8-16-6	16,349
7	1/31/13	WPG	W	6-3	2-5-0	15,731	31	3/21/13	@NRY	W	3-1	9-16-6	**17,200
8	2/3/13	@BUF	W	4-3	3-5-0	**18,831	32	3/23/13	@NJD	L	1-2	9-17-6	**17,625
9	2/5/13	@WPG	L-OT	2-3	3-5-1	**15,004	33	3/24/13	@NYI	L	0-3	9-18-6	14,512
10	2/7/13	@PHI	W-SO	3-2	4-5-1	**19,616	34	3/26/13	@TOR	L	2-3	9-19-6	**19,379
11	2/9/13	@WSH	L	0-5	4-6-1	**18,506	35	3/28/13	BUF	W-SO	5-4	10-19-6	**17,044
12	2/12/13	WSH	L-OT	5-6	4-6-2	15,340	36	3/30/13	NJD	W-OT	3-2	11-19-6	**18,138
13	2/14/13	MTL	L-OT	0-1	4-6-3	17,021	37	4/2/13	@TBL	W-SO	3-2	12-19-6	17,904
14	2/16/13	TBL	L-OT	5-6	4-6-4	17,004	38	4/6/13	WSH	L	3-4	12-20-6	16,886
15	2/18/13	TOR	L	0-3	4-7-4	**17,177	39	4/7/13	OTT	W	2-1	13-20-6	15,552
16	2/21/13	@PHI	W	5-2	5-7-4	**19,605	40	4/11/13	@WPG	L	2-7	13-21-6	**15,004
17	2/22/13	@PIT	L	1-3	5-8-4	**18,655	41	4/13/13	PIT	L	1-3	13-22-6	**18,891
18	2/24/13	BOS	L	1-4	5-9-4	**18,108	42	4/16/13	@NYI	L	2-5	13-23-6	15,922
19	2/26/13	PIT	W	6-4	6-9-4	**17,378	43	4/18/13	@NYR	L	1-6	13-24-6	**17,200
20	2/28/13	BUF	L-SO	3-4	6-9-5	15,672	44	4/20/13	@NJD	L	2-6	13-25-6	16,018
21	3/2/13	@CAR	L	2-6	6-10-5	**18,680	45	4/21/13	@BOS	L	0-3	13-26-6	**17,565
22	3/3/13	CAR	L	2-3	6-11-5	15,978	46	4/23/13	NYR	W	3-2	14-26-6	**17,758
23	3/5/13	WPG	W	4-1	7-11-5	14,574	47	4/25/13	TOR	L	0-4	14-27-6	16,484
24	3/7/13	@WSH	L	1-7	7-12-5	**18,506	48	4/27/13	@TBL	W	5-3	15-27-6	**19,204

\*\* DENOTES HOME TEAM SELLOUT

RECORD: 29-45-8  
GENERAL MANAGER: DALE TALLON

COACH: KEVIN DINEEN/PETER HORACHEK  
EASTERN CONFERENCE FINISH: 14TH

ATLANTIC DIVISION FINISH: 7TH  
CAPTAIN: ED JOVANOVSKI

\*Indicates Rookie

No.	Pos	Player	Team	GP	TOI	G	A	PTS	-/+	PIM	PP	SH	GW	S	PCTG
27	C	Nick Bjugstad*	FLA	76	16:13	16	22	38	-14	16	0	1	4	185	8.6
51	D	Brian Campbell	FLA	82	26:57	7	30	37	-6	20	2	0	2	116	6.0
19	L	Scottie Upshall	FLA	76	15:55	15	22	37	1	73	1	1	3	161	9.3
24	R	Brad Boyes	FLA	78	17:02	21	15	36	-6	28	2	1	1	176	11.9
20	L	Sean Bergenheim	FLA	62	16:30	16	13	29	-16	40	3	0	3	190	8.4
14	L	Tomas Fleischmann	FLA	80	17:07	8	20	28	-18	22	2	0	1	188	4.3
77	D	Tom Gilbert	FLA	73	21:20	3	25	28	-5	18	2	0	1	93	3.2
11	L	Jonathan Huberdeau	FLA	69	15:39	9	19	28	-5	37	2	0	1	108	8.3
16	C	Aleksander Barkov	FLA	54	17:05	8	16	24	-3	10	3	0	1	87	9.2
57	C	Marcel Goc	FLA	62	16:59	11	12	23	-7	31	0	0	1	105	10.50
7	D	Dmitry Kulikov	FLA	81	21:41	8	11	19	-26	66	2	1	0	127	6.3
17	C	Jesse Winchester	FLA	52	12:44	9	9	18	-2	38	1	0	2	100	9.0
12	R	Jimmy Hayes	FLA	53	10:56	11	7	18	-6	18	3	0	0	71	15.5
18	C	Shawn Matthias	FLA	59	12:13	9	7	16	0	14	0	0	0	88	10.20
73	C	Brandon Pirri	FLA	21	13:56	7	7	14	0	2	2	0	0	46	15.2
23	C	Scott Gomez	FLA	46	13:07	2	10	12	-11	24	0	0	0	56	3.6
82	R	Tomas Kopecky	FLA	49	15:53	4	8	12	0	18	0	1	0	95	4.2
4	D	Dylan Olsen	FLA	44	15:26	3	9	12	-3	8	0	0	0	60	5.0
44	D	Erik Gudbranson	FLA	65	17:58	3	6	9	-7	114	0	0	0	92	3.3
67	C	Vincent Trocheck	FLA	20	18:53	5	3	8	-11	6	1	1	0	38	13.2
32	R	Kris Versteeg	FLA	18	15:42	2	5	7	-9	9	0	0	0	47	4.30
15	C	Drew Shore	FLA	24	11:59	5	2	7	-1	8	1	1	1	23	21.7
43	D	Mike Weaver	FLA	55	18:47	0	6	6	-9	23	0	0	0	44	0.00
42	L	Quinton Howden	FLA	16	13:43	4	2	6	0	10	0	1	0	23	17.4
55	D	Ed Jovanovski	FLA	37	16:10	1	4	5	-6	39	0	0	0	44	2.3
21	R	Krys Barch	FLA	55	5:58	0	4	4	-10	99	0	0	0	19	0.0
47	D	Colby Robak	FLA	16	18:34	0	2	2	-4	6	0	0	0	15	0.0
97	D	Matt Gilroy	FLA	16	16:15	1	1	2	-2	6	0	0	0	27	3.7
10	R	Joey Crabb	FLA	9	14:22	0	1	1	-2	7	0	0	0	5	0.00
26	R	Bobby Butler	FLA	2	13:50	0	1	1	1	2	0	0	0	5	0.0
72	D	Alex Petrovic	FLA	7	12:14	0	1	1	3	8	0	0	0	4	0.0
22	D	Mike Mottau	FLA	8	12:39	0	0	0	-3	4	0	0	0	1	0.0
6	D	Ryan Whitney	FLA	7	16:44	0	0	0	-7	6	0	0	0	8	0.0
28	L	Garrett Wilson	FLA	3	10:20	0	0	0	-1	0	0	0	0	8	0.0
58	D	Jonathan Racine	FLA	1	15:35	0	0	0	-1	2	0	0	0	0	0.0

#	Goaltenders	GP	Mins	AVG	W	L	OT	SO	GA	SA	SV%	G	A	PIM
34	Tim Thomas	40	2299	2.87	16	20	3	0	110	1206	.909	0	1	4
30	Scott Clemmensen	17	914	3.09	6	7	1	0	47	454	.896	0	1	0
1	Roberto Luongo	14	804	2.46	6	7	1	1	33	432	.924	0	0	2
35	Jacob Markstrom	12	614	3.52	1	6	3	0	36	285	.874	0	0	0
39	Dan Ellis	6	337	4.81	0	5	0	0	27	165	.836	0	0	0

GAME	DATE	OPPONENT	RESULT	SCORE	RECORD	ATTENDANCE	GAME	DATE	OPPONENT	RESULT	SCORE	RECORD	ATTENDANCE
1	10/3/13	@DAL	W	4-2	1-0-0	16100	43	1/6/14	@MTL	L	1-2	16-21-6	**21273
2	10/5/13	@STL	L	0-7	1-1-0	16264	44	1/9/14	@BUF	W-SO	2-1	17-21-6	17872
3	10/8/13	@PHI	L	1-2	1-2-0	**19589	45	1/11/14	@NJD	L-OT	1-2	17-21-7	16592
4	10/10/13	@TBL	L	2-7	1-3-0	**19204	46	1/14/14	NYI	L-OT	4-2	18-21-7	13730
5	10/11/13	PIT	W	6-3	2-3-0	**18584	47	1/16/14	SJS	L	0-3	18-22-7	13149
6	10/13/13	LAK	L	0-3	2-4-0	12810	48	1/18/14	@CAR	L	2-3	18-23-7	15476
7	10/15/13	@NSH	L	3-4	2-5-0	15935	49	1/20/14	@PIT	W	5-1	19-23-7	**18660
8	10/17/13	BOS	L	2-3	2-6-0	14440	50	1/21/14	@BUF	W	4-3	20-23-7	17583
9	10/19/13	MIN	W-SO	2-1	3-6-0	13081	51	1/24/14	COL	L	2-3	20-24-7	**17274
10	10/22/13	CHI	L-SO	2-3	3-6-1	15779	52	1/26/14	@DET	W-SO	5-4	21-24-7	**20066
11	10/25/13	BUF	L	1-3	3-7-1	12984	53	1/28/14	@BOS	L	2-6	21-25-7	**17565
12	10/27/13	TBL	L-SO	3-4	3-7-2	12336	54	1/30/14	@TOR	L	3-6	21-26-7	**19448
13	11/1/13	STL	L	0-4	3-8-2	12922	55	2/1/14	@CBJ	L	1-4	21-27-7	16762
14	11/2/13	@WSH	L-SO	2-3	3-8-3	**18506	56	2/4/14	TOR	W	4-1	22-27-7	15583
15	11/5/13	EDM	L-OT	3-4	3-8-4	12035	57	2/6/14	DET	L	1-3	22-28-7	15623
16	11/7/13	@BOS	L	1-4	3-9-4	**17585	58	2/7/14	@CAR	L	1-5	22-29-7	16132
17	11/9/13	@OTT	L	2-3	3-10-4	16244	59	2/27/14	WSH	L	4-5	22-30-7	14180
18	11/10/13	@NYR	L	3-4	3-11-4	**18006	60	3/1/14	@CBJ	L	3-6	22-31-7	15441
19	11/12/13	ANA	W	3-2	4-11-4	13354	61	3/2/14	@NYI	W	5-3	23-31-7	13008
20	11/15/13	@MIN	L	2-3	4-12-4	**18102	62	3/4/14	@BOS	L	1-4	23-32-7	**17565
21	11/16/13	@COL	W	4-1	5-12-4	17321	63	3/7/14	BUF	W	2-0	24-32-7	14402
22	11/19/13	@VAN	W-SO	3-2	6-12-4	**18910	64	3/9/14	BOS	L	2-5	24-33-7	**18858
23	11/21/13	@EDM	L	1-4	6-13-4	**16839	65	3/11/14	PHX	L	1-3	24-34-7	12211
24	11/22/13	@CAL	L-SO	3-4	6-13-5	**19289	66	3/13/14	@TBL	L	4-5	24-35-7	18324
25	11/25/13	PHI	W	3-1	7-13-5	14299	67	3/14/14	NJD	W	5-3	25-35-7	14496
26	11/27/13	NYR	L	2-5	7-14-5	**17268	68	3/16/14	VAN	L-SO	3-4	25-35-8	14215
27	11/30/13	PIT	L	1-5	7-15-5	**17583	69	3/18/14	@SJS	W	3-2	26-35-8	**17562
28	12/3/13	OTT	L	2-4	7-16-5	10074	70	3/20/14	@PHX	L	1-2	26-36-8	14442
29	12/5/13	WPG	W	5-2	8-16-5	10966	71	3/22/14	@LAK	L	0-4	26-37-8	**18118
30	12/7/13	@DET	W	2-1	9-16-5	**20066	72	3/23/14	@ANA	L	2-6	26-38-8	**17281
31	12/8/13	@CHI	L	2-6	9-17-5	**21119	73	3/25/14	OTT	W-SO	3-2	27-38-8	13435
32	12/10/13	DET	W-SO	3-2	10-17-5	13358	74	3/27/14	CAR	L	0-3	27-39-8	12379
33	12/13/13	WSH	W-SO	3-2	11-17-5	15097	75	3/29/14	MTL	L	1-4	27-40-8	**17119
34	12/15/13	@MTL	W	2-1	12-17-5	**21273	76	3/31/14	@NJD	L	3-6	27-41-8	15209
35	12/17/13	@TOR	W	3-1	13-17-5	**19076	77	4/1/14	@NYI	L	2-4	27-42-8	11812
36	12/19/13	@OTT	W	4-2	14-17-5	15927	78	4/4/14	CGY	L	1-2	27-43-8	12055
37	12/20/13	@WPG	L	2-5	14-18-5	**15004	79	4/6/14	DAL	W	3-2	28-43-8	13366
38	12/23/13	TBL	L	1-6	14-19-5	15942	80	4/8/14	PHI	L	2-5	28-44-8	12487
39	12/28/13	DET	L	3-4	14-20-5	**18932	81	4/10/14	TOR	W	4-2	29-44-8	13110
40	12/29/13	MTL	W	4-1	15-20-5	**19891	82	4/12/14	CBJ	L	2-3	29-45-8	14241
41	12/31/13	NYR	L-SO	1-2	15-20-6	16083							
42	1/4/14	NSH	W-SO	5-4	16-20-6	15796							

RECORD: 38-29-15  
GENERAL MANAGER: DALE TALLON

COACH: GERARD GALLANT  
EASTERN CONFERENCE FINISH: 14TH

ATLANTIC DIVISION FINISH: 6TH  
CAPTAIN: WILLIE MITCHELL

\*Indicates Rookie

NO	POS	NAME	TEAM	GP	G	A	PTS	+/-	PIM	PP	SH	GW	S	PCTG
11	LW	Jonathan Huberdeau	FLA	79	15	39	54	10	38	0	0	0	169	8.9
36	LW	Jussi Jokinen	FLA	81	8	36	44	-2	34	2	0	0	134	6.0
27	C	Nick Bjugstad	FLA	72	24	19	43	-7	38	7	0	3	207	11.6
5	D	Aaron Ekblad	FLA	81	12	27	39	12	32	6	0	4	170	7.1
X	RW	Brad Boyes	FLA	78	14	24	38	11	20	5	0	0	151	9.3
16	C	Aleksander Barkov	FLA	71	16	20	36	-4	16	3	0	3	123	13.0
X	RW	Jimmy Hayes	FLA	72	19	16	35	-4	20	4	0	3	166	11.4
51	D	Brian Campbell	FLA	82	3	24	27	4	22	1	0	0	118	2.5
73	C	Brandon Pirri	FLA	49	22	2	24	6	14	7	0	4	143	15.4
63	C	Dave Bolland	FLA	3	6	17	23	4	48	0	1	0	76	7.9
7	D	Dmitry Kulikov	FLA	73	3	19	22	0	48	1	0	0	83	3.6
21	C	Vincent Trocheck	FLA	50	7	15	22	9	24	1	0	0	89	7.9
68	RW	Jaromir Jagr	FLA	20	6	12	18	7	6	2	0	2	50	12.0
19	LW	Scottie Upshall	FLA	63	8	7	15	-8	28	0	0	2	93	8.6
44	D	Erik Gudbranson	FLA	76	4	9	13	-4	58	0	0	0	110	3.6
17	C	Derek MacKenzie	FLA	82	5	6	11	-17	45	1	0	0	72	6.9
33	D	Willie Mitchell	FLA	66	3	5	8	1	25	0	0	0	78	3.8
X	RW	Tomas Kopecky	FLA	64	2	6	8	-19	28	0	0	1	106	1.9
4	D	Dylan Olsen	FLA	44	2	6	8	-7	20	0	0	0	44	4.5
22	LW	Shawn Thornton	FLA	46	1	4	5	-13	50	0	0	0	53	1.9
3	D	Steven Kampfer	FLA	25	2	2	4	-4	12	0	0	1	28	7.1
6	D	Alex Petrovic	FLA	33	0	3	3	-4	34	0	0	0	29	0.0
X	D	Shane O'Brien	FLA	9	0	1	1	-4	5	0	0	0	4	0.0
5	C	Rocco Grimaldi	FLA	7	1	0	1	1	4	0	0	0	18	5.6
5	LW	Garrett Wilson	FLA	2	0	0	0	-2	0	0	0	0	5	0.0

Pos.	Name	GP	GS	MIN	GAA	W	L	OT	SO	SA	GA	SV%	PIM
G	Roberto Luongo	61	61	3528	2.35	28	19	12	2	1743	138	.921	0
G	Al Montoya	20	13	977	3.01	6	7	2	0	453	49	.892	2
G	Dan Ellis	8	8	486	2.35	4	3	1	1	221	19	.914	0

#	DATE	TEAM	W-L-OT	RECORD	ATTEND.	#	DATE	TEAM	W-L-OT	RECORD	ATTEND.
1	10/09	@ TAMPA BAY	O*	00-00-01	19204+	43	01/17	EDMONTON	O**	20-13-10	10529
2	10/11	NEW JERSEY	L	00-01-01	11419	44	01/19	VANCOUVER	L	20-14-10	9373
3	10/13	OTTAWA	L	00-02-01	7311	45	01/27	DETROIT	L	20-15-10	12190
4	10/17	@ BUFFALO	W	01-02-01	17864	46	01/29	COLUMBUS	W	21-15-10	7917
5	10/18	@ WASHINGTON	O**	01-02-02	18506+	47	01/31	@ NEW JERSEY	L	21-16-10	16278
6	10/21	@ COLORADO	W*	02-02-02	14440	48	02/02	@ NY RANGERS	L	21-17-10	18006+
7	10/25	@ ARIZONA	O*	02-02-03	13202	49	02/03	@ NY ISLANDERS	W	22-17-10	14704
8	10/30	ARIZONA	W	03-02-03	7691	50	02/05	LOS ANGELES	W	23-17-10	9624
9	11/01	PHILADELPHIA	W	04-02-03	9774	51	02/08	NASHVILLE	O**	23-17-11	10844
10	11/04	@ BOSTON	O*	04-02-04	17565+	52	02/10	ANAHEIM	W	24-17-11	8576
11	11/06	@ PHILADELPHIA	L	04-03-04	19777+	53	02/12	@ MINNESOTA	L	24-18-11	19055+
12	11/08	CALGARY	L	04-04-04	9230	54	02/13	@ DALLAS	L	24-19-11	18211
13	11/11	SAN JOSE	W	05-04-04	8075	55	02/15	ST. LOUIS	O**	24-19-12	11859
14	11/14	NY ISLANDERS	O**	05-04-05	10010	56	02/17	@ TORONTO	W	25-19-12	19098+
15	11/16	@ ANAHEIM	W	06-04-05	16128	57	02/19	@ MONTREAL	W**	26-19-12	21286+
16	11/18	@ LOS ANGELES	L	06-05-05	18230+	58	02/21	@ OTTAWA	L	26-20-12	16938
17	11/20	@ SAN JOSE	W**	07-05-05	17331	59	02/22	@ PITTSBURGH	L	26-21-12	18592+
18	11/22	@ NASHVILLE	O**	07-05-06	17163+	60	02/24	@ CHICAGO	O**	26-21-13	21526+
19	11/24	MINNESOTA	L	07-06-06	8426	61	02/26	CHICAGO	L	26-22-13	17387+
20	11/26	CAROLINA	W	08-06-06	8119	62	02/28	BUFFALO	W	27-22-13	10374
21	11/28	OTTAWA	W	09-06-06	9758	63	03/01	TAMPA BAY	W	28-22-13	10336
22	12/01	@ COLUMBUS	L	09-07-06	12309	64	03/03	TORONTO	L	28-23-13	10198
23	12/02	@ DETROIT	W	10-07-06	20027	65	03/05	DALLAS	O**	28-23-14	8510
24	12/04	COLUMBUS	O**	10-07-07	7788	66	03/07	NY ISLANDERS	W**	29-23-14	14474
25	12/06	BUFFALO	W	11-07-07	8597	67	03/12	WINNIPEG	W	30-23-14	9819
26	12/08	@ ST. LOUIS	L	11-08-07	17330	68	03/14	@ CAROLINA	W	31-23-14	11790
27	12/12	@ DETROIT	W**	12-08-07	20027	69	03/15	@ NY RANGERS	L	31-24-14	18006+
28	12/13	@ BUFFALO	O*	12-08-08	18450	70	03/17	MONTREAL	L	31-25-14	18245+
29	12/16	WASHINGTON	W**	13-08-08	10012	71	03/19	DETROIT	W	32-25-14	11458
30	12/18	@ PHILADELPHIA	W**	14-08-08	19582+	72	03/21	BOSTON	W**	33-25-14	17044+
31	12/20	@ PITTSBURGH	L	14-09-08	18668+	73	03/24	@ TAMPA BAY	L	33-26-14	18729
32	12/22	PITTSBURGH	W**	15-09-08	15947	74	03/26	@ TORONTO	W	34-26-14	18831+
33	12/28	TORONTO	W	16-09-08	17877+	75	03/28	@ MONTREAL	O*	34-26-15	21287+
34	12/30	MONTREAL	O**	16-09-09	19614+	76	03/29	@ OTTAWA	W	35-26-15	19045
35	12/31	NY RANGERS	L	16-10-09	15090	77	03/31	@ BOSTON	L	35-27-15	17565+
36	01/02	@ BUFFALO	W	17-10-09	19070+	78	04/02	CAROLINA	W	36-27-15	9827
37	01/04	@ WASHINGTON	L	17-11-09	18506+	79	04/04	TAMPA BAY	L	36-28-15	11072
38	01/08	@ VANCOUVER	W	18-11-09	18799+	80	04/05	MONTREAL	L	36-29-15	14112
39	01/09	@ CALGARY	W	19-11-09	19289+	81	04/09	BOSTON	W	37-29-15	11778
40	01/11	@ EDMONTON	W	20-11-09	16839+	82	04/11	NEW JERSEY	W	38-29-15	12236
41	01/13	@ WINNIPEG	L	20-12-09	15016+						
42	01/15	COLORADO	L	20-13-09	9584						

**RECORD:** 47-26-9 (103 POINTS)  
**GENERAL MANAGER:** DALE TALLON/TOM ROWE

**COACH:** GERARD GALLANT  
**EASTERN CONFERENCE FINISH:** 13TH

**ATLANTIC DIVISION FINISH:** 3RD  
**CAPTAIN:** WILLIE MITCHELL

\*Indicates Rookie

	POS	No.	Player	GP	G	A	PTS	+/-	PIM	PPG	SHG	S	SPCT
	RW	68	Jaromir Jagr	79	27	39	66	23	48	5	0	143	18.9
	LW	36	Jussi Jokinen	81	18	42	60	25	42	5	1	153	11.8
	C	11	Jonathan Huberdeau	76	20	39	59	17	43	4	1	174	11.5
	C	16	Aleksander Barkov	66	28	31	59	18	8	9	1	171	16.4
	C	21	Vincent Trocheck	76	25	28	53	15	44	4	1	174	14.4
	RW	18	Reilly Smith	82	25	25	50	19	31	5	0	173	14.5
	D	5	Aaron Ekblad	78	15	21	36	18	41	3	0	182	8.2
	C	27	Nick Bjugstad	67	15	19	34	-8	41	6	0	171	8.8
	D	51	Brian Campbell	82	6	25	31	31	26	0	1	99	6.1
	C	73	Brandon Pirri	52	11	13	24	-4	30	3	0	111	9.9
	D	7	Dmitry Kulikov	74	1	16	17	8	51	0	0	99	1
	D	6	Alex Petrovic	66	2	15	17	17	90	0	0	53	3.8
	C	17	Derek MacKenzie	64	6	7	13	7	36	0	0	79	7.6
	LW	24	Jiri Hudler	19	6	5	11	0	10	2	0	29	20.7
	RW	26	Teddy Purcell	15	3	8	11	-2	2	0	0	19	15.8
	C	42	Quinton Howden	58	6	5	11	-1	18	0	0	54	11.1
	D	44	Erik Gudbranson	64	2	7	9	3	49	0	0	73	2.7
	D	33	Willie Mitchell	46	1	6	7	-2	18	0	0	33	3
	RW	48	Logan Shaw	53	5	2	7	-7	13	1	0	72	6.9
	C	53	Corban Knight	20	2	5	7	3	4	0	0	11	18.2
	C	86	Connor Brickley	23	1	4	5	1	14	0	0	13	7.7
	C	23	Rocco Grimaldi	20	3	2	5	-4	2	0	0	29	10.3
	RW	22	Shawn Thornton	50	1	4	5	-2	80	0	0	58	1.7
	C	63	Dave Bolland	25	1	4	5	-2	16	0	0	26	3.8
	D	3	Steven Kampfer	47	0	4	4	5	26	0	0	54	0
	D	46	Jakub Kindl	19	0	2	2	10	4	0	0	26	0
	C	41	Gregg McKegg	15	2	0	2	1	2	0	0	14	14.3
	D	4	Dylan Olsen	8	0	1	1	-1	2	0	0	9	0
	C	92	Kyle Rau	9	0	0	0	-1	2	0	0	15	0
	D	56	Michael Matheson	3	0	0	0	1	2	0	0	4	0
	D	37	Brent Regner	7	0	0	0	-2	4	0	0	7	0
	LW	28	Garrett Wilson	29	0	0	0	-3	24	0	0	28	0
	LW	45	John McFarland	3	0	0	0	-1	0	0	0	2	0

#	Date	Team	W-L-OT	Record	GF-GA	Attend.	#	Date	Team	W-L-OT	Record	GF-GA	Attend.
1	10/10/2015	PHI	W	01-00-00	7-1	19434+	43	01/11/2016	@ VAN	0*	26-12-05	2-3	18570
2	10/12/2015	@ PHI	L	01-01-00	0-1	19769+	44	01/13/2016	@ CGY	L	26-13-05	0-6	18702
3	10/13/2015	@ CAR	W	02-01-00	4-1	10901	45	01/17/2016	@ TBL	L	26-14-05	1-3	19092+
4	10/15/2015	BUF	W	03-01-00	3-2	11616	46	01/18/2016	EDM	L	26-15-05	2-4	14897
5	10/17/2015	DAL	L	03-02-00	2-4	12834	47	01/22/2016	CHI	W	27-15-05	4-0	19343+
6	10/20/2015	@ PIT	0*	03-02-01	2-3	18471+	48	01/23/2016	TBL	W	28-15-05	5-2	19626+
7	10/22/2015	@ CHI	L	03-03-01	2-3	21591+	49	01/26/2016	TOR	W	29-15-05	5-1	14585
8	10/24/2015	@ DAL	W	04-03-01	6-2	18532+	50	02/02/2016	@ WSH	W	30-15-05	5-2	18506+
9	10/27/2015	COL	W	05-03-01	4-1	11694	51	02/04/2016	DET	W	31-15-05	6-3	16991
10	10/30/2015	BOS	L	05-04-01	1-3	27p	52	02/06/2016	PIT	0*	31-15-06	2-3	20295+
11	10/31/2015	WSH	0*	05-04-02	1-2	11207	53	02/08/2016	@ DET	L	31-16-06	0-3	20027
12	11/04/2015	@ ANA	0**	05-04-03	2-3	15169	54	02/09/2016	@ BUF	W	32-16-06	7-4	18521
13	11/05/2015	@ SJS	L	05-05-03	2-5	15525	55	02/12/2016	STL	L	32-17-06	3-5	13904
14	11/07/2015	@ LAK	L	05-06-03	1-4	18230+	56	02/13/2016	NSH	L	32-18-06	0-5	15591
15	11/10/2015	CGY	W	06-06-03	4-3	11242	57	02/15/2016	PIT	W**	33-18-06	2-1	15595
16	11/12/2015	BUF	L	06-07-03	2-3	11271	58	02/18/2016	SJS	0**	33-18-07	1-2	13019
17	11/14/2015	@ TBL	W**	07-07-03	5-4	19092+	59	02/20/2016	WPG	W	34-18-07	3-1	16210
18	11/16/2015	TBL	W	08-07-03	1-0	12067	60	02/25/2016	ARI	W	35-18-07	3-2	13134
19	11/19/2015	ANA	L	08-08-03	1-3	10947	61	02/27/2016	@ CBJ	0**	35-18-08	3-4	15400
20	11/21/2015	NYR	0*	08-08-04	4-5	17866	62	02/28/2016	@ MIN	L	35-19-08	1-3	19093+
21	11/23/2015	LAK	L	08-09-04	1-3	10997	63	03/01/2016	@ WPG	W	36-19-08	3-2	15294+
22	11/27/2015	NYI	W**	09-09-04	3-2	14598	64	03/03/2016	@ COL	L	36-20-08	2-3	16194
23	11/29/2015	@ DET	W*	10-09-04	2-1	20027	65	03/05/2016	@ ARI	L	36-21-08	1-5	14825
24	12/01/2015	@ STL	W	11-09-04	3-1	15395	66	03/07/2016	BOS	0*	36-21-09	4-5	19194
25	12/03/2015	@ NSH	W	12-09-04	2-1	15405	67	03/10/2016	OTT	W	37-21-09	6-2	15051
26	12/04/2015	@ CBJ	W**	13-09-04	2-1	14062	68	03/12/2016	PHI	W**	38-21-09	5-4	19404+
27	12/06/2015	@ NJD	L	13-10-04	2-4	13643	69	03/14/2016	@ NYI	L	38-22-09	2-3	14106
28	12/08/2015	OTT	L	13-11-04	2-4	11571	70	03/15/2016	@ MTL	W	39-22-09	4-1	21288+
29	12/10/2015	WSH	W	14-11-04	4-1	12810	71	03/17/2016	@ TOR	W	40-22-09	4-1	18922+
30	12/12/2015	@ BOS	L	14-12-04	1-3	17565+	72	03/19/2016	DET	L	40-23-09	3-5	20817+
31	12/15/2015	@ NYI	W	15-12-04	5-1	13656	73	03/21/2016	@ NYR	L	40-24-09	2-4	18006+
32	12/17/2015	@ NJD	W	16-12-04	5-1	12512	74	03/24/2016	@ BOS	W	41-24-09	4-1	17565+
33	12/18/2015	@ CAR	W	17-12-04	2-0	10511	75	03/26/2016	@ TBL	W	42-24-09	5-2	19092+
34	12/20/2015	VAN	W**	18-12-04	5-4	13459	76	03/29/2016	TOR	L	42-25-09	2-5	16724
35	12/22/2015	OTT	W**	19-12-04	2-1	14538	77	03/31/2016	NJD	W	43-25-09	3-2	15803
36	12/27/2015	CBJ	W	20-12-04	3-2	16902	78	04/02/2016	MTL	W	44-25-09	4-3	17427
37	12/29/2015	MTL	W	21-12-04	3-1	19822+	79	04/04/2016	@ TOR	W	45-25-09	4-3	18846+
38	01/02/2016	NYR	W	22-12-04	3-0	20289+	80	04/05/2016	@ MTL	W	46-25-09	4-1	21288+
39	01/03/2016	MIN	W	23-12-04	2-1	15426	81	04/07/2016	@ OTT	L	46-26-09	1-3	19165+
40	01/05/2016	@ BUF	W	24-12-04	5-1	18560	82	04/09/2016	CAR	W	47-26-09	5-2	18434
41	01/07/2016	@ OTT	W	25-12-04	3-2	17150							
42	01/10/2016	@ EDM	W	26-12-04	2-1	68,11							



# INAUGURAL SEASON FIRSTS

**LINE-UP:** 10/6/93 at Chicago

**STARTERS:** Goalie-John Vanbiesbrouck, Defensemen-Joe Cirella and Keith Brown, Center-Brian Skrudland, Left Wing-Dave Lowry, Right Wing-Scott Mellanby.

**WHO DRESSED:** Defensemen-Gord Murphy, Greg Smyth, Brian Benning and Alexander Godnyuk, Forwards-Evgeny Davydov, Randy Gilhen, Mike Hough, Andrei Lomakin, Tom Fitzgerald, Scott Levins, Bill Lindsay, Jesse Belanger and Rob Niedermayer, Goalie-Mark Fitzpatrick.

**DID NOT DRESS:** Paul Laus, Brent Severyn and Jody Hull

**VICTORY:** 10/9 at Tampa Bay, 2-0 (GWG-Levins)

**HOME VICTORY:** 10/14 vs. Ottawa, 5-4 (GWG-Niedermayer)

**ROAD VICTORY:** 10/9 at Tampa Bay, 2-0 (GWG-Levins)

**SHUTOUT:** 10/9 at Tampa Bay, 2-0 (Vanbiesbrouck)

**SHUTOUT AGAINST:** 11/27, 4-0 at Hartford (Reese)

**TIE:** 10/6, 4-4 at Chicago

**HOME TIE:** 10/17, 3-3 vs. Tampa Bay

**ROAD TIE:** 10/6, 4-4 at Chicago

**LOSS:** 10/7, 5-3 at St. Louis

**HOME LOSS:** 10/12, 2-1 vs. Pittsburgh

**ROAD LOSS:** 10/7, 5-3 at St. Louis

**GOAL:** Scott Mellanby at 12:31 of 1st period, 10/6 at Chicago, assisted by Rob Niedermayer and Evgeny Davydov. Other players on ice, Keith Brown and Brian Benning.

**SHOT ON GOAL:** Brian Skrudland (save by Belfour), at 1:07 of 1st period, 10/6 at Chicago

**POWER-PLAY GOAL:** Scott Mellanby, at 12:31 of 1st period, 10/6 at Chicago

**SHORT-HANDED GOAL:** Brian Skrudland, at 6:40 of 3rd period, 10/29 vs. Winnipeg

**GAME-WINNING GOAL:** Scott Levins, at 2:19 of 1st period, 10/9 at Tampa Bay

**EMPTY-NET GOAL:** Tom Fitzgerald, at 19:33 of 3rd period, 10/9 at Tampa Bay

**OVERTIME GOAL:** Dave Lowry, at 4:56 of OT, 10/30 vs. Tampa Bay

**PENALTY SHOT:** None attempted

**PENALTY (MINOR):** Bill Lindsay (hooking Roenick), at 1:44 of 1st period, 10/6 at Chicago

**PENALTY (MAJOR):** Scott Levins (fighting with Neil Wilkinson), at 13:23 of 1st period, 10/6 at Chicago

**GAME MISCONDUCT:** Alexander Godnyuk, high stick, at 2:53

of 1st period, 10/9 at Tampa Bay

**POWER-PLAY ATTEMPT:** 8:52-10:52 of 1st period (slash on B. Sutter), 10/6 at Chicago

**PENALTY KILL:** 1:44-3:44 of 1st period (hooking Lindsay), 10/6 at Chicago

**FORWARD TO SCORE GOAL:** Scott Mellanby, at 12:31 of 1st period, 10/6 at Chicago

**FORWARD TO RECORD ASSIST:** Rob Niedermayer and Evgeny Davydov at 12:31 of 1st period, 10/6 at Chicago

**DEFENSEMAN TO SCORE GOAL:** Gord Murphy at 5:18 of 3rd period, 10/6 at Chicago

**DEFENSEMAN TO RECORD ASSIST:** Brian Benning at 15:30 of 2nd period, 10/7 at St. Louis

**TWO-GOAL GAME AGAINST:** Jeremy Roenick and Chris Chelios, (two each), 10/6 at Chicago

**HAT TRICK:** None

**HAT TRICK AGAINST:** Brendan Shanahan, 10/7 at St. Louis

**MULTI-POINT GAME:** Andrei Lomakin (1-1-2) and Scott Levins (0-2-2), 10/6 at Chicago

**MULTI-POINT GAME AGAINST:** Chris Chelios (2-2-4), Joe Murphy (0-3-3), Jeremy Roenick (2-0-0) and Steve Smith (0-2-2), 10/6 at Chicago

**3-POINT GAME:** Andrei Lomakin (2-1-3) and Jesse Belanger (0-3-3), 12/8 at Los Angeles

**3-POINT GAME AGAINST:** Chris Chelios (2-2-4), 10/6 at Chicago

**4-POINT GAME AGAINST:** Chris Chelios (2-2-4), 10/6 at Chicago

**2-ASSIST GAME:** Scott Levins (0-2-2), 10/6 at Chicago

**2-ASSIST GAME AGAINST:** Steve Smith (0-2-2), Joe Murphy (0-3-3) and Chris Chelios (2-2-4), 10/6 at Chicago

**3-ASSIST GAME:** Jesse Belanger (0-3-3), 12/8/93 at Los Angeles

**3-ASSIST GAME AGAINST:** Joe Murphy (0-3-3), 10/6 at Chicago

# INAUGURAL SEASON FIRSTS

## Opponents "Firsts" vs. Panthers

**OPENING STARTERS AGAINST:** 10/6 at Chicago: Goalie-Ed Belfour, Defensemen-Bryan Marchment and Chris Chelios, Center-Brent Sutter, Left Wing-Stephane Matteau, Right Wing-Joe Murphy.

**GOAL:** Chris Chelios (power-play goal), at 13:17 of 1st period, 10/6 at Chicago

**SHORT-HANDED GOAL:** Joe Mullen, at 3:51 of 3rd period, 10/12 vs. Pittsburgh

**GAME-WINNING GOAL:** Craig Janney, at 7:28 of 3rd period, 10/7 at St. Louis

**GAME-TYING GOAL:** Jeremy Roenick, at 16:07 of 3rd period, 10/6 at Chicago

**EMPTY-NET GOAL:** Teemu Selanne, at 19:36 of 3rd period, 10/26 vs. Winnipeg

**OVERTIME GOAL:** Rob Pearson, at 2:17 of OT, 10/21 vs. Toronto

**PENALTY SHOT:** Zigmund Palffy (unsuccessful), at 16:49 of 2nd period, 4/14/94 vs. NY Islanders

**PENALTY (MINOR):** Brent Sutter (slashing), at 8:52 of

1st period, 10/6 at Chicago

**PENALTY (MAJOR):** Neil Wilkinson (fighting), at 13:23 of 1st period, 10/6 at Chicago

**GAME MISCONDUCT:** Bryan Marchment, at 16:04 of 2nd period, 10/6 at Chicago

**POWER-PLAY ATTEMPT:** 1:44-3:44 of 1st period (hooking-Lindsay), 10/6 at Chicago

**PENALTY KILL:** 8:52-10:52 of 1st period (slashing-Brent Sutter), 10/6 at Chicago

**FORWARD TO SCORE GOAL:** Jeremy Roenick, at 5:46 of 3rd period, 10/6 at Chicago

**FORWARD TO RECORD ASSIST:** Brian Noonan, at 13:17 of 1st period, 10/6 at Chicago

**DEFENSEMAN TO SCORE GOAL:** Chris Chelios, at 13:17 of 1st period, 10/6 at Chicago

**DEFENSEMAN TO RECORD ASSIST:** Steve Smith, at 13:17 of 1st period, 10/6 at Chicago

## Goaltenders

**DECISION:** Mark Fitzpatrick, 10/7 at St. Louis, 5-3 loss

**WIN:** John Vanbiesbrouck, 10/9 at Tampa Bay, 2-0

**LOSS:** Mark Fitzpatrick, 10/7 at St. Louis, 5-3

**TIE:** John Vanbiesbrouck, 10/6 at Chicago, 4-4

**SHUTOUT:** John Vanbiesbrouck, 10/9 at Tampa Bay, 2-0

**PENALTY SHOT FACED:** Zigmund Palffy of the NY Islanders, 4/14/94 at Miami Arena, stopped by John Vanbiesbrouck, at 16:49 of the 2nd period

**NUMERICAL ROSTER ( ALL-TIME )**

- #1 – Kevin Weekes, Kirk McLean, Roberto Luongo
- #2 – Joe Cirella, Terry Carkner, Lance Pitlick, Lyle Odelein, Lucas Krajicek, Branislav Mezei, Keith Ballard, Alexander Sulzer
- #3 – Paul Laus, Karlis Skrastins, Clay Wilson, T.J. Brennan, Steven Kampfer
- #4 – Keith Brown, Per Gustafsson, John Jakopin, Bret Hedican, Jay Bouwmeester, Dennis Seidenberg, Keaton Ellerby, Dylan Olsen
- #5 – Gord Murphy, Filip Kuba, Brad Ference, Yan Golubovsky, Jeff Norton, Igor Ulanov, Branislav Mezei, Bryan Allen, Aaron Ekblad
- #6 – Greg Smyth, Peter Andersson, Jason Woolley, Jeff Norton, Peter Ratchuk, Dan Boyle, Andreas Lilja, Noah Welch, Magnus Johansson, Ville Koistinen, Dennis Wideman, Mike Duco, Ryan Whitney, Alex Petrovic
- #7 – Brian Benning, Mike Casselman, Rhett Warrener, Mike Wilson, Matt Herr, Pavel Trnka, Steve Montador, Noah Welch, Dmitry Kulikov
- #8 – Dallas Eakins, Magnus Svensson, Craig Martin, Dallas Eakins, Jaroslav Spacek, Peter Worrell, Valeri Bure, Joel Kwiatkowski, Tim Kennedy, Wojtek Wolski
- #9 – Jamie Leach, Radek Dvorak, Brad Smyth, Kirk Muller, Len Barrie, Igor Larionov, Stephen Weiss
- #10 – Dave Lowry, Esa Tikkanen, Pavel Bure, Gary Roberts, David Booth, John Madden, Mike Mottau, Joey Crabb
- #11 – Evgeny Davydov, Bill Lindsay, Kevyn Adams, Bill Lindsay, Mikael Samuelsson, Jon Sim, Gregory Campbell, Niclas Bergfors, Joey Crabb, Jonathan Huberdeau
- #12 – Jody Hull, Chris Allen, Dwayne Hay, Marcus Nilson, Ryan Johnson, Alex Hicks, Olli Jokinen, Byron Bitz, Jack Skille, Jimmy Hayes
- #13 – Oleg Kvasha, Vaclav Prospal, Juraj Kolnik, Anthony Stewart, Mike Santorelli
- #14 – Stu Barnes, Ray Whitney, Niklas Hagman, Radek Dvorak, Sergei Samsonov, Tomas Fleischmann
- #15 – Randy Gilhen, Doug Barrault, Gaetan Duchesne, Brett Harkins, David Nemirovsky, Dave Gagner, John Jakopin, Jeff Ware, John Jakopin, Jim Campbell, Eric Messier, Ty Jones, Jozef Stumpel, Jack Skille, Drew Shore
- #16 – Len Barrie, Randy Moller, Ray Sheppard, Gilbert Dionne, Craig Ferguson, Craig Fisher, Ryan Johnson, Oleg Kvasha, Ray Sheppard, Ivan Novoseltsev, Mike Sillinger, Kevyn Adams, Matt Cullen, Nathan Horton, Darcy Hordichuk, Marco Sturm, Aleksander Barkov
- #17 – Jody Hull, Mike Foligno, Dave Tomlinson, Jason Podollan, Viktor Kozlov, Steve Washburn, Ryan Johnson, Dwayne Hay, Greg Adams, Ryan Johnson, Matt Cullen, Garth Murray, Kendal McArdle, Jon Matsumoto, Filip Kuba, Jesse Winchester, Derek MacKenzie
- #18 – Mike Hough, Alex Hicks, Cam Stewart, Marcus Nilson, Ville Peltonen, Shawn Matthias, Reilly Smith
- #19 – Andrei Lomakin, Brad Smyth, Radek Dvorak, Len Barrie, Serge Payer, Stephen Weiss, Byron Ritchie, Dominic Moore, Marty Reasoner, Scottie Upshall
- #20 – Brian Skrudland, Valeri Bure, Craig MacDonald, Josh Olson, Kamil Piro, Joel Kwiatkowski, Ed Belfour, Richard Zednik, Ryan Carter, Sean Bergenheim
- #21 – Tom Fitzgerald, Mark Parrish, Denis Shvidki, Alexei Semenov, Cory Murphy, Krys Barch, Vincent Trocheck
- #22 – Bob Kudelski, Steve Washburn, Dino Ciccarelli, Todd Simpson, Kristian Huselius, Sean Hill, Jassen Cullimore, Jeff Taffe, Matt Bradley, George Parros, Mike Mottau, Shawn Thornton
- #23 – Bill Lindsay, Jeff Daniels, Rhett Warrener, Chris Wells, Rocky Thompson, Kyle Rossiter, Juraj Kolnik, Lee Goren, Lukas Krajicek, Martin Gelinas, Tyson Strachan, Scott Gomez, Rocco Grimaldi
- #24 – Brent Severyn, Robert Svehla, Darcy Hordichuk, Alexander Karpovtsev, Ruslan Salei, Bryan McCabe, Ryan Carter, Brad Boyes, Jiri Hudler
- #25 – Geoff Smith, Viktor Kozlov, Joe Nieuwendyk, Jacob Markstrom, Jerred Smithson
- #26 – Scott Levins, Jesse Belanger, Ray Sheppard, Dan Boyle, David Nemirovsky, Ray Sheppard, Ivan Novoseltsev, Dan Boyle, Pierre Dagenais, Mike Van Ryn, Steve Bernier, Mikael Samuelsson, Bobby Butler, Teddy Purcell
- #27 – Scott Mellanby, Jaroslav Bednar, Christian Berglund, Noah Welch, Steven Reinprecht, Michal Repik, Alex Kovalev, Nick Bjugstad
- #28 – Patrick Lebeau, Greg Hawgood, Magnus Svensson, Martin Straka, Peter Worrell, Jaroslav Spacek, Jason Wiemer, Jamie Rivers, Donald Audette, Kamil Krepis, Hugh Jessiman, Garrett Wilson
- #29 – Jeff Greenlaw, Johan Garpenlov, Ryan Johnson, Mike Vernon, Anders Eriksson, Lukas Krajicek, Jeff Toms, Igor Kravchuk, Jamie McLennan, Tomas Vokoun, Bill Thomas
- #30 – Mark Fitzpatrick, Mikhail Shtalenkov, Andrew Allen (Dressed but did not play), Jani Hurme, Scott Clemmensen
- #31 – Sean Burke, Wade Flaherty, Steve Shields, Craig Anderson, Mike McKenna
- #32 – Richard Shulmistra, Mike Vernon, Ryan Jardine, Stephane Matteau, Grant McNeill, Michal Repik, Kris

# FLORDIA PANTHERS NUMERICAL ROSTER ( ALL-TIME )

Versteeg

#33 – Eldon Reddick, Filip Kuba, David Morisset, Kyle Rossiter, Kristian Kudroc, Jamie Allison, Eric Cairns, Wade Belak, Steve MacIntyre, Jacob Markstrom, Brian Foster, Willie Mitchell

#34 – John Vanbiesbrouck, Mathieu Biron, David Shantz (dressed, but did not play), Alexander Salak, Patrick Rissmiller, Nolan Yonkman, Tim Thomas

#35 – Peter Ratchuk, Jean-Marc Pelletier (dressed but did not play), Alex Auld, Tyler Plante (did not dress), Jacob Markstrom, Al Montoya

#36 – Joey Tetarenko, Dmitry Yushkevich, Kyle Rossiter, Mark Cullen, Jussi Jokinen

#37 – Herbert Vasiljevs, Trevor Kidd, Tanner Glass, Bill Thomas, Greg Rallo, Brent Regner

#38 – Stephane Richer, Eric Beaudoin, Janis Sprukts

#39 – Alexander Godynyuk, Ivan Novoseltsev, Keaton Ellerby, Dan Ellis

#40 – Steve Washburn, Eric Boguniecki, Vaclav Nedorost, Greg Jacina

#41 – Stephane Richer, Serge Payer, Andrej Podkonicky, Ryan Jardine, Nick Smith, Mike Green, Shawn Matthias, Greg McKegg

#42 – Jamie Linden, Nick Smith, Matt Herr, Brad Norton, Mikhail Yakubov, Quinton Howden

#43 – David Emma, Paul Brousseau, Byron Ritchie, Serge Payer, David Brine, Dmitry Kulikov, Mike Weaver

#44 – Rob Niedermayer, Sandis Ozolinsh, Gregory Campbell, Todd Bertuzzi, Nick Boynton, Jordan Leopold, Erik Gudbranson

#45 – Rhett Warrener, Brad Ference, David Brine, John McFarland

#46 – David Booth, Jakub Kindl

#47 – Craig Ferguson, Lance Ward, Martin Lojek, Colby Robak

#48 – Dwayne Hay, Dave Duerden, Marcus Nilson, Joe Callahan, Logan Shaw

#49 – Lance Ward

#50 – Drew Larman

#51 – David Nemirovsky, Rob Globke, Brian Campbell

#52 – Jason Garrison, Jonathan Rheault

#53 – Brett McLean, Corbin Knight

#54 – Kamil Kreps

#55 – Ed Jovanovski, Igor Ulanov, Sean Hill, Ric Jackman, Steve Eminger, Ed Jovanovski

#56 – Ivan Majesky, Michael Matheson

#57 – Anthony Stewart, Marcel Goc

#58 – Jonathan Racine

#60 – Jose Theodore

#61 – Cory Stillman

#62 – Vaclav Nedorost

#63 – Evgeny Dadonov, Dave Bolland

#64 – Stefan Meyer

#65 – Victor Oreskovich

#67 – Michael Frolik, Vincent Trocheck

#68 – Serge Payer, Mike Duco, Jaromir Jagr

#71 – Kenndal McArdle

#72 – Alex Petrovic

#73 – Bracken Kearns, Brandon Pirri

#74 – Nick Tarnasky

#75 – Scott Timmins

#76 – Eric Selleck

#77 – Chris Gratton, Tom Gilbert

#80 – Kevin Weekes

#82 – Tomas Kopecky

#85 – Rostislav Olesz

#86 – Connor Brickley

#88 – Peter Mueller

#92 – Kyle Rau

#97 – Esa Tikkanen, Matt Gilroy

# FLORIDIA PANTHERS ALL-TIME REGISTER

The Following Players Have Appeared in at Least One NHL Game with the Florida Panthers.

PLAYER	POS.	NUMBER(S) WORN	YEARS	PLAYER	POS.	NUMBER(S) WORN	YEARS
Adams, Greg	LW	17	2000-2001	Foster, Brian	G	33	2011-2012
Adams, Kevyn	C	11	2001-2002	Frolik, Michael	C	67	2008-2011
Allen, Bryan	D	5	2006-2011	Gagner, Dave	C	15	1997-1999
Allen, Chris	D	12	1998-1999	Garpenlov, Johan	LW	29	1994-1998
Allison, Jamie	D	33	2005-2006	Garrison, Jason	D	52	2008-2012
Anderson, Craig	G	31	2006-2009	Gelinas, Martin	LW	23	2005-2007
Andersson, Peter	D	6	1993-1994	Gilbert, Tom	D	77	2013-14
Audette, Donald	RW	28	2004	Gilhen, Randy	C	15	1993-1994
Auld, Alexander	G	35	2006-2007	Gilroy, Matt	D	97	2013-14
Ballard, Keith	D	2	2008-2010	Glass, Tanner	LW	37	2007-2008
Barch, Krys	RW	21	2011-2012 & 2013-14	Globke, Rob	RW	51	2005-2008
Barkov, Aleksander	C	16	2013-16	Goc, Marcel	C	57	2011-2014
Barnes, Stu	C	14	1993-1996	Godynnyuk, Alexander	D	39	1993-1994
Barrault, Doug	RW	15	1993-1995	Golubovsky, Yan	D	5	2000-2001
Barrie, Len	C/RW	16, 19, 9	1993-1994 & 2000-2001	Gomez, Scott	C	23	2013-14
Beaudoin, Eric	LW	38	2002-2004	Goren, Lee	LW	23	2003
Bednar, Jaroslav	RW	27	2002-2003	Gratton, Chris	C	77	2005-2007
Belak, Wade	RW	33	2008	Green, Mike	C	41	2004
Belanger, Jesse	C	26	1993-1996	Greenlaw, Jeff	LW	29	1993-1995
Belfour, Ed	G	20	2006-2007	Grimaldi, Rocco	RW	23	2014-16
Benning, Brian	D	7	1993-1995	Gudbranson, Erik	D	44	2011-2016
Berglund, Christian	RW	27	2004	Gustafsson, Per	D	4	1996-1997
Bernier, Steve	RW	26	2010-2011	Hagman, Niklas	LW	14	2001-2004
Bergenheim, Sean	LW	20	2011-2015	Harkins, Brett	C	15	1995-1996
Bergfors, Niclas	RW	11	2011	Hawgood, Greg	D	28	1993-1994
Bertuzzi, Todd	RW	44	2006-2007	Hay, Dwayne	LW	12, 17, 48	1998-2000
Biron, Mathieu	D	34	2002-2004	Hayes, Jimmy	RW	12	2013-15
Bitz, Byron	RW	12	2010	Hedican, Bret	D	4	1999-2002
Bjugstad, Nick	C	27	2012-2016	Herr, Matt	C	43, 42	2001-2002
Boguniecki, Eric	C	40	1999-2000	Hicks, Alex	LW	18, 12	1998-2000
Bolland, Dave	C	63	2014-16	Higgins, Chris	LW	21	2010-2011
Booth, David	LW	46, 10	2006-2011	Hill, Sean	D	22, 55	2005-2006
Bouwmeester, Jay	D	4	2002-2009	Hordichuk, Darcy	LW	24, 16	2003-2004 & 2010-2011
Boyes, Brad	RW	24	2013-15	Horton, Nathan	C	16	2003-2010
Boyle, Dan	D	26, 6	1998-2002	Hough, Mike	LW	18	1993-1997
Boynton, Nick	D	44	2008-2009	Howden, Quinton	C	42	2012-2016
Bradley, Matt	RW	22	2011-2012	Huberdeau, Jonathan	LW	11	2012-16
Brennan, TJ	D	3	2012-2013	Hudler, Jiri	RW	24	2016
Brickley, Connor	C	86	2015	Hull, Jody	RW	17, 12	1993-1998
Brine, David	C	43	2007-2008	Hurme, Jani	G	30	2002-2003
Brousseau, Paul	RW	43	2001	Huselius, Kristian	LW	22	2001-2004
Brown, Keith	D	4	1993-1995	Jacina, Greg	RW	40	2005-2007
Bure, Pavel	RW	10	1999-2002	Jackman, Ric	D	55	2005-2007
Bure, Valeri	RW	20	2001-2004	Jagr, Jaromir	RW	68	2014-15
Burke, Sean	G	31	1998-1999	Jakopin, John	D	4, 15	1998, 2001
Butler, Bobby	RW	26	2013-14	Jardine, Ryan	LW	42, 32	2001-2002
Callahan, Joe	D	48	2010-2011	Jessiman, Hugh	RW	28	2011
Campbell, Brian	D	51	2011-2016	Johannson, Magnus	D	6	2008
Campbell, Gregory	C/LW	44, 11	2003-2010	Johnson, Ryan	C	16, 17, 29, 12	1998-2000 & 2001-2003
Campbell, Jim	RW	15	2002	Jokinen, Olli	C	12	2000-2008
Carkner, Terry	D	2	1995-1998	Jokinen, Jussi	LW	36	2014-16
Carter, Ryan	C	20, 24	2011	Jones, Ty	RW	15	2004
Caruso, Michael	D	62	2012-13	Jovanovski, Ed	D	55	1995-1999 & 2011-14
Casselman, Mike	LW	7	1995-1997	Kampfner, Steven	D	3	2014-16
Ciccarelli, Dino	RW	22	1998-1999	Kennedy, Tim	LW	8	2011
Cirella, Joe	D	2	1993-1995	Kidd, Trevor	G	37	1999-2002
Clemmensen, Scott	G	30	2009-2014	Kindl, Jakub	D	46	2016
Crabb, Joey	RW	10	2013-14	Knight, Corbin	C	53	2016
Cullen, Mark	C	36	2011-2012	Koistinen, Ville	D	6	2009
Cullen, Matt	C	16, 17	2003-2004	Kolnik, Juraj	RW	23, 13	2002-2007
Cullimore, Jassen	D	22	2007-2009	Kopecky, Tomas	RW	82	2011-15
Dadonov, Evgeny	RW	63	2010-2011	Kovalev, Alex	RW	27	2012-2013
Dagenais, Pierre	RW	26	2002-2003	Kozlov, Viktor	C/RW	17, 25	1997-2004
Daniels, Jeff	LW	23	1993-1995	Krajicek, Lukas	D	29, 23, 2	2002-2006
Davydov, Evgeny	LW	11	1993-1995	Kravchuk, Igor	D	29	2003
Dionne, Gilbert	LW	16	1995-1997	Kearns, Bracken	C	73	2011-2012
Duchesne, Gaetan	LW	15	1994-1995	Kreps, Kamil	C	54	2006-2010
Duco, Mike	C	10, 6	2009-2010	Kuba, Filip	D	33, 5, 17	1999-2000 & 2012-13
Duerden, Dave	LW	48	2000	Kudelski, Bob	RW	22	1994-1996
Dvorak, Radek	RW	9, 19, 14	1995-99 & 2007-11	Kudroc, Kristian	D	33	2004
Eakins, Dallas	D	8	1993-95 & 1997-98	Kulikov, Dmitry	D	43, 7	2009-2016
Ekblad, Aaron	D	5	2014-16	Kwiatkowski, Joel	D	20, 8	2005-2007
Ellerby, Keaton	D	39, 4	2010-2013	Kvasha, Oleg	C/LW	16, 13	1998-2000
Ellis, Dan	G	39	2014-15	Larionov, Igor	C	9	2000
Eminger, Steve	D	55	2009	Larman, Drew	C	50	2006-2008
Emma, David	RW	43	2000-2001	Laus, Paul	D/RW	3	1993-2003
Eriksson, Anders	D	29	2000-2001	Leach, Jamie	RW	9	1993-1995
Ference, Brad	D	45, 5	1999-2003	Lebeau, Patrick	RW	28	1993-1994
Ferguson, Craig	C/LW	16, 47	1996-2000	Leopold, Jordan	D	44	2009-2010
Fisher, Craig	C/LW	16	1996-1997	Levens, Scott	C	22	1993-1994
Fitzgerald, Tom	RW/C	21	1993-1998	Lilja, Andreas	D	6	2002-2004
Fitzpatrick, Mark	G	30	1993-1998	Linden, Jamie	RW	42	1993-1995
Flaherty, Wade	G	31	2002-2003				
Fleischmann, Tomas	LW	14	2011-2015				
Foligno, Mike	RW	17	1993-1994				



# FLORIDIA PANTHERS ALL-TIME REGISTER

The Following Players Have Appeared in at Least One NHL Game with the Florida Panthers.

PLAYER	POS.	NUMBER(S) WORN	YEARS	PLAYER	POS.	NUMBER(S) WORN	YEARS
Lindsay, Bill	LW	23, 11	1993-1999 & 2001-2002	Salei, Ruslan	D	24	2006-2008
Lojek, Martin	D	47	2006-2008	Samsonov, Sergei	LW	14	2011
Lomakin, Andrei	LW	19	1993-1995	Samuelsson, Mikael	RW	11, 26	2003-2004 & 2011-2012
Lowry, Dave	LW	10	1993-1997	Santorelli, Mike	C	13	2010-2013
Luongo, Roberto	G	1	2000-2006 & 2013-16	Seidenberg, Dennis	D	4	2009-2010
MacDonald, Craig	C	20	2003-2004	Selleck, Eric	LW	76	2012-2013
MacKenzie, Derek	C	17	2014-16	Semenov, Alexei	D	21	2005-2007
MacIntyre, Steve	LW	33	2009-2010	Severyn, Brent	D	24	1993-1995
Madden, John	C	10	2012	Shaw, Logan	RW	48	2015-16
Majesky, Ivan	D	56	2002-2003	Sheppard, Ray	RW	16, 26	1995-1998 & 1999-2000
Markstrom, Jacob	G	25, 35	2011-2014	Shields, Steve	G	31	2003-2004
Martin, Craig	RW	8	1996-1997	Shore, Drew	C	15	2012-2014
Matheson, Michael	D	56	2016	Shtalenkov, Mikhail	G	30	1999-2000
Matsumoto, Jonathan	C	17	2011-2012	Shulmistra, Richard	G	32	1999-2000
Matteau, Stephane	LW	32	2002-2003	Shvidki, Denis	RW	21	2000-2004
Matthias, Shawn	C	41, 18	2007-2014	Sillinger, Mike	C	16	2000-2001
McArdle, Kennndal	LW	71, 17	2008-2010	Sim, Jon	RW	11	2005-2006
McCabe, Bryan	D	24	2008-2011	Simpson, Todd	D	22	1999-2001
McFarland, John	C	45	2016	Skille, Jack	RW	15, 12	2010-2013
McKegg, Greg	C	41	2016	Skrastins, Karlis	D	3	2008-2009
McLean, Brett	C	53	2007-2009	Skrudland, Brian	C	20	1993-1997
McLean, Kirk	G	1	1998-1999	Smith, Geoff	D	25	1993-1997
McLennan, Jamie	G	29	2005-2006	Smith, Nick	C	42, 41	2001-2002
McNeill, Grant	D	32	2003	Smithson, Jerred	C	25	2012-2013
Mellanby, Scott	RW	27	1993-2001	Smyth, Brad	RW	19, 9	1995-1996
Messier, Eric	LW	15	2003-2004	Smyth, Greg	D	6	1993
Mezei, Branislav	D	5, 2	2002-2008	Spacek, Jaroslav	D	8, 28	1998-2000
Mitchell, Willie	D	33	2014-16	Sprukts, Janis	C	38, 41	2006-2008
Moller, Randy	D	16	1994-1995	Stewart, Anthony	RW	57	2005-2009
Montador, Steve	D	7	2005-2008	Stewart, Cam	LW	18	1999-2000
Montoya, Al	G	35	2014-16	Stillman, Cory	LW	61	2008-2011
Moore, Dominic	C	19	2009-2010	Strachan, Tyson	D	23	2011-2013
Morisset, David	RW	33	2001	Straka, Martin	C	28	1995-1997
Mottau, Mike	D	22	2013-14	Stumpel, Jozef	C	15	2005-2008
Mueller, Peter	C	88	2012-2013	Sturm, Marco	LW	16	2011-2012
Muller, Kirk	LW/C	9	1996-1999	Sulzer, Alexander	D	2	2011
Murphy, Cory	D	21	2007-2008	Svehla, Robert	D	24	1994-2002
Murphy, Gord	D	5	1993-1999	Svensson, Magnus	D	28, 8	1994-1996
Murray, Garth	RW	17	2007-2008	Taffe, Jeff	C	22	2009-2010
Meyer, Stefan	C	64	2007-2008	Tarnasky, Nick	C	74	2008-2010
Nedorost, Vaclav	C	40	2003-2004	Tetarenko, Joey	RW/D	36	2000-2003
Nemirovsky, David	RW	51, 15, 26	1995-1999	Theodore, Jose	G	60	2011-2012
Niedermayer, Rob	C	44	1993-2001	Thomas, Bill	RW	37, 29	2010-2011
Nieuwendyk, Joe	C	25	2005-2007	Thomas, Tim	G	34	2013-14
Nilson, Marcus	LW/C	12, 48, 18	1999-2004	Thompson, Rocky	LW/D	23	2001-2002
Norton, Brad	D	42	2002	Thornton, Shawn	LW	22	2014-16
Norton, Jeff	D	6, 5	1998 & 2001-2002	Tikkanen, Esa	LW	97, 10	1997-1998
Novoseltsev, Ivan	RW	16, 26, 39	1999-2003	Timmins, Scott	C	75	2011
O'Brien, Shane	D	74	2014-15	Tomlinson, Dave	C	17	1993-1995
Odelein, Lyle	D	2	2003-2004	Toms, Jeff	C/LW	29	2002-2003
Olesz, Rostislav	LW	85	2005-2011	Trnka, Pavel	D	7	2003-2004
Olsen, Dylan	D	4	2013-16	Trocheck, Vincent	C	67, 21	2013-16
Olson, Josh	LW	20	2004	Ulanov, Igor	D	5, 55	2002-2003
Oreskovich, Victor	RW	65	2009-2010	Upshall, Scottie	LW	19	2011-2015
Ozolinsh, Sandis	D	44	2002-2003	Vanbiesbrouck, John	G	34	1993-1998
Parrish, Mark	RW	21	1998-2000	Van Impe, Darren	D	29	2001-2002
Parros, George	RW	22	2012-2013	Van Ryn, Mike	D	26	2003-2008
Payer, Serge	C	68, 41, 19, 43	2000-2006	Vasiljevs, Herbert	RW	37	1999
Peltonen, Ville	LW	18	2006-2009	Vernon, Mike	G	32, 29	1999-2000
Petrovic, Alex	D	72	2012-2016	Versteeg, Kris	RW	32	2011-2014
Piros, Kamil	RW	20	2004	Vokoun, Tomas	G	29	2007-2011
Pirri, Brandon	C	73	2013-16	Ward, Lance	D/RW	47, 49	2000-2003
Pitlick, Lance	D	2	1999-2002	Ware, Jeff	D	15	1999
Podkonicky, Andrej	LW	41	2001	Warrener, Rhett	D	45, 23, 7	1995-1999
Podollan, Jason	RW	17	1996-1997	Washburn, Steve	C	40, 22, 17	1995-1998
Prospal, Vaclav	C	13	2001	Weaver, Mike	D	43	2010-2014
Purcell, Teddy	LW	26	2016	Weekes, Kevin	G	1, 80	1997-1999
Rallo, Greg	C	37	2011-2013	Weiss, Stephen	C	19, 9	2002-2013
Racine, Jonathan	D	58	2013-14	Welch, Noah	D	6, 27	2006-2008
Ratchuk, Peter	D	6, 35	1998-2001	Wells, Chris	C	23	1996-2000
Rau, Kyle	LW	92	2016	Whitney, Ray	LW	14	1997-2001
Reasoner, Marty	C	19	2010-2011	Whitney, Ryan	D	6	2013-14
Reddick, Eldon	G	33	1993-1994	Wideman, Dennis	D	6	2010-2011
Regner, Brent	D	37	2016	Wiemer, Jason	C/LW	28	2001-2002
Reinprecht, Steven	C	27	2009-2010	Wilson, Clay	D	5, 3	2010-2011
Repik, Michal	RW	32, 26, 27	2008-2011	Wilson, Mike	D	7	1999-2001
Rheault, Jonathan	C	52	2012-2013	Wilson, Garrett	LW	28	2013-16
Richer, Stephane	D	41, 38	1993-1995	Winchester, Jesse	C	17	2013-14
Rissmiller, Patrick	LW	34	2011	Wolski, Wojtek	LW	8	2012
Ritchie, Byron	C	43, 19	2002-2004	Woolley, Jason	D	6	1995-1996
Rivers, Jamie	D	28	2003	Worrell, Peter	LW	28, 8	1997-2003
Robak, Colby	D	47	2011-2015	Yakubov, Mikhail	C	42	2005-2006
Roberts, Gary	LW	10	2005-2007	Yonkman, Nolan	D	34	2011-2013
Rossiter, Kyle	D	23, 36	2002-2004	Yushkevich, Dmitry	D	36	2002
Salak, Alexander	G	35	2009	Zednik, Richard	LW	20	2007-2009

# FLORIDA PANTHERS ALL-TIME HISTORY

## DECEMBER 10, 1992

The NHL awards an expansion franchise to H. Wayne Huizenga, Chairman of Blockbuster Entertainment Corporation. Huizenga announces he'll operate the team in South Florida.

## MARCH 1, 1993

The NHL and Huizenga announce that South Florida will join the NHL in time for the 1993-94 season. Bob Clarke named Vice President and General Manager.

## APRIL 19, 1993

William A. Torrey named President. Club officially named the FLORIDA PANTHERS.

## APRIL 21, 1993

Dean Jordan named Vice President of Business Operations and Alternate Governor.

## MAY 24, 1993

The Panthers announce a three-year agreement with the Cincinnati Cyclones of the International Hockey League.

## JUNE 2, 1993

Roger Neilson named first head coach of the Panthers.

## JUNE 14, 1993

NHL Commissioner Gary Bettman presents Panthers owner H. Wayne Huizenga with official certificate of entry into the National Hockey League. Panthers unveil home and road uniforms, along with primary and secondary logos. The team colors are navy blue, red, and yellow-gold.

## JUNE 24, 1993

The Panthers select goaltender John Vanbiesbrouck with the first pick of the 1993 NHL Expansion Draft in Quebec City. In all, Florida selects 24 players.

## JUNE 26, 1993

At Le Colisee in Quebec City, the Panthers select forward Rob Niedermayer with the team's first-ever Entry Draft pick. Florida chooses 13 amateur players in the draft.

## JULY 8, 1993

Hall of Fame netminder Bill Smith named Panthers' goaltending coach.

## JULY 28, 1993

The Panthers unveil artwork of inaugural logo created for the team's first season. Seven players visit South Florida and begin week-long promotional tour. Players included: goaltender John Vanbiesbrouck, forwards Rob Niedermayer, Scott Mellanby, Dave Lowry, Brian Skrudland and Andrei Lomakin and defenseman Joe Cirella.

## AUGUST 3, 1993

In their first-ever trade, the Panthers acquire forward Jason Cirone from the Winnipeg Jets in exchange for Dave Tomlinson. Florida had

acquired Tomlinson from the Toronto Maple Leafs in exchange for future considerations.

## SEPTEMBER 7, 1993

The temperature drops to 22 degrees as Miami Arena makes ice for the Panthers' inaugural season.

## SEPTEMBER 11, 1993

Fifty-two players report to Miami Arena for the Panthers' first training camp.

## SEPTEMBER 16, 1993

The Panthers open their inaugural eight-game preseason schedule against the Tampa Bay Lightning at the Lakeland (FL) Civic Center.

## OCTOBER 6, 1993

The Panthers travel to Chicago Stadium and skate to a 4-4 tie with the Blackhawks in the team's first-ever regular-season game. Right wing Scott Mellanby scores the Panthers' first goal at 12:31 of the opening period. The game is broadcast in Spanish for the first time by Arley Londono and Manolo Alvarez on WCMQ 1210 AM.

## OCTOBER 9, 1993

Before an NHL-record crowd of 27,227 at the ThunderDome in St. Petersburg, the Panthers win their first game as John Vanbiesbrouck records a 2-0 shutout over the Tampa Bay Lightning. Scott Levins and Tom Fitzgerald score the Florida goals.

## OCTOBER 12, 1993

The Panthers play their inaugural home opener before a sellout crowd of 14,372 at Miami Arena. Florida drops a 2-1 decision to the Pittsburgh Penguins.

## NOVEMBER 10, 1993

In their first-ever game against the defending Stanley Cup-Champion Montreal Canadiens, the Panthers earn a 3-1 victory at the Montreal Forum.

## JANUARY 22, 1994

Goaltender John Vanbiesbrouck and Right Wing Bob Kudelski represent the Panthers at the NHL All-Star Game at Madison Square Garden in New York City. Kudelski scores two goals in the contest.

## JANUARY 24, 1994

In front of a sellout crowd at Miami Arena, the Panthers set a team record with five goals in one period and skate to an 8-3 victory over the Montreal Canadiens. It's their largest winning margin of the season.

## JANUARY 31, 1994

Rookie Center Jesse Belanger is named the NHL's "Player of the Week" for the period ending January 30. Belanger becomes the first Panther to win the award and the first to win it in his club's inaugural season. Belanger had four goals and four assists in four games.



# FLORIDA PANTHERS ALL-TIME HISTORY

## MARCH 31, 1994

The Panthers tie New Jersey, 3-3, as they record their 74th point of the season, the most ever by a first-year team. Goaltender John Vanbiesbrouck is named the NHL's "Player of the Week" for the period ending March 21. He went 3-0-1, with a 2.20 GAA and a .940 save percentage.

## APRIL 14, 1994

The Panthers complete the most successful season ever by a first-year NHL team with a 4-1 victory over the New York Islanders at Miami Arena. After the game, the players salute the fans for their tremendous support. Said captain Brian Skrudland, "We didn't know what to expect when we came down to Florida, and we certainly didn't expect to have the best fans in the National Hockey League."

## JUNE 15, 1994

Vice President and General Manager Bob Clarke is released from the remaining two years of his contract. Clarke returns to the Philadelphia Flyers as president and general manager.

## JUNE 28, 1994

The Panthers select ten players in the 1994 NHL Entry Draft, including the number one pick overall in Defenseman Ed Jovanovski. In all, Florida selects 10 amateurs in the 11 rounds of the draft. A crowd of 4,000 overflows the Omni Hotel in Miami as the Panthers host "HockeyFest," an NHL Draft party.

## AUGUST 1, 1994

Bryan Murray is named general manager of the Panthers.

## SEPTEMBER 4, 1994

The Panthers open their second annual training camp as 59 players report to Peterborough, Ontario.

## JANUARY 11, 1995

The NHL Players Association accepts the NHL's final collective bargaining proposal, putting an end to the 103-day labor dispute that reduced the league's season from 84 to 48 games.

## APRIL 20, 1995

The Panthers kick-off a state-wide license plate program, benefiting the Florida Sports Foundation.

## JUNE 7, 1995

The Carolina (AHL) Monarchs are named the Panthers' top minor-league affiliate, while Florida retains its affiliation with the Cincinnati Cyclones of the IHL.

## JUNE 8, 1995

Roger Neilson is relieved of his head coaching duties. Neilson had a record of 53-56-23 (.489 winning pct.) in two seasons behind the Panthers' bench.

## JUNE 9, 1995

The Panthers sign 1994 No. 1 draft pick Ed Jovanovski to a multi-year contract.

## JULY 8, 1995

The Panthers turn the Broward County Convention Center into a mecca for hockey enthusiasts when they host their second annual "HockeyFest."

## JULY 11, 1995

The Panthers select Left Wing Radek Dvorak with their first pick (10th overall) in the 1995 NHL Entry Draft. Florida makes eight more selections at the draft in Edmonton, Alta.

## JULY 20, 1995

Rich Kromm is named head coach of the Panthers' AHL affiliate, the Carolina Monarchs.

## JULY 24, 1995

Doug MacLean is named head coach of the Panthers. He becomes the second coach in franchise history.

## AUGUST 15, 1995

Radek Dvorak signs a multi-year contract. Dvorak was the Panthers'

first choice (10th overall) in the 1995 NHL Entry Draft.

## SEPTEMBER 11, 1995

The Panthers' third annual training camp opens as 72 players report to Greensboro, North Carolina.

## OCTOBER 8, 1995

Scott Mellanby scores two goals and kills a rat in the Panthers' dressing room prior to the team's 4-3 victory over the Calgary Flames. Mellanby's feat is dubbed a "Rat Trick" by John Vanbiesbrouck, and within weeks, fans begin tossing rats onto the ice to celebrate Florida goals.

## JANUARY 20, 1996

Coach Doug MacLean leads the Panthers to the best record in the Eastern Conference and earns the right to coach in the All-Star Game. MacLean is joined in Boston by John Vanbiesbrouck and Scott Mellanby.

## JANUARY 23, 1996

Johan Garpenlov scores three goals in the Panthers' 5-4 win at Washington to record the first hat trick in team history.

## APRIL 14, 1996

The Panthers conclude the 1995-96 season with 92 points (41-31-10), good for fourth place in the Eastern Conference. The team qualifies for the Stanley Cup Playoffs for the first time.

## APRIL 17, 1996

Before a packed house at Miami Arena, the Panthers defeat the Boston Bruins, 6-3, in their first-ever playoff game.

## APRIL 27, 1996

In Game 5 of the Eastern Conference Quarterfinals against Boston, Bill Lindsay scores a spectacular goal with 4:57 left in the third period to break a 3-3 tie and give the Panthers their first-ever playoff series victory.

## MAY 12, 1996

In Game 5 of the Eastern Conference Semifinals against the Philadelphia Flyers, Mike Hough scores in double OT to give the Panthers a 3-2 lead in the series. Florida eliminates the Flyers two days later in Miami.

## JUNE 1, 1996

The Panthers go on the road and defeat the Pittsburgh Penguins, 3-1, in Game 7 of the Eastern Conference Finals to win the Prince of Wales Trophy as champions of the conference. They fly to Colorado after the game to begin preparations for the Stanley Cup Finals.

## JUNE 10, 1996

The Panthers and Colorado Avalanche play one of the classic games in Stanley Cup Finals history. The match remains scoreless until Colorado's Uwe Krupp connects at 4:31 of the third OT period to give the Avalanche the victory and its first-ever Stanley Cup title.

## JUNE 12, 1996

A capacity crowd fills Miami Arena to thank the Panthers for a wonderful season. The highlight of the evening occurs when Ed Jovanovski and Rhett Warrener dump a bucket of water over the head of coach Doug MacLean.

## JUNE 22, 1996

The Panthers select nine players at the 1996 NHL Entry Draft in St. Louis, MO. Their top choice (20th overall) is Swedish forward Marcus Nilson.

## AUGUST 7, 1996

The Panthers and SportsChannel Florida agree to a multi-year deal for television rights to the club's games.

## SEPTEMBER 9, 1996

The Panthers open their fourth annual training camp in Summerside, Prince Edward Island, hometown of coach Doug MacLean.



# FLORIDA PANTHERS ALL-TIME HISTORY

## OCTOBER 30, 1996

The Panthers defeat the Chicago Blackhawks, 3-2, to extend their season-opening unbeaten streak to 12 games (8-0-4). John Vanbiesbrouck is named the NHL's Player of the Month for October after going 6-0-3, with a 1.41 GAA and a .950 SV%.

## NOVEMBER 15, 1996

The Panthers conduct an official "ice-breaking" ceremony at the site of their new arena in Sunrise. The event is attended by NHL commissioner Gary Bettman as well as club and government officials.

## JANUARY 18, 1997

For the second year in a row, Doug MacLean coaches the Eastern Conference to victory in the NHL All-Star Game. John Vanbiesbrouck makes his third All-Star appearance and Robert Svehla records two assists and a plus-6 rating in the contest.

## MARCH 22, 1997

The Panthers celebrate their 50th consecutive sellout (including playoffs) at Miami Arena.

## APRIL 11, 1997

The Panthers clinch fourth place in the Eastern Conference and home ice in the first round of the Stanley Cup Playoffs by defeating the Pittsburgh Penguins, 4-2. The Cats finish their fourth season with a record of 35-28-19, good for 89 points.

## APRIL 25, 1997

Esa Tikkanen, who would sign with the Panthers four months later, scores at 12:02 of OT as the New York Rangers eliminate the Cats from the playoffs.

## JUNE 21, 1997

The Panthers select 10 players at the 1997 NHL Entry Draft in Pittsburgh, Pennsylvania. Their top choice (20th overall) is left wing/center Mike Brown.

## SEPTEMBER 9, 1997

The Panthers open their fifth annual training camp at Miami Arena.

## NOVEMBER 24, 1997

Doug MacLean is relieved of his head coaching duties. General Manager Bryan Murray agrees to coach for the remainder of the season.

## NOVEMBER 26, 1997

In Bryan Murray's first game behind the Florida bench, the Panthers set a team record by scoring 10 goals in a 10-5 win over the Boston Bruins.

## DECEMBER 27, 1997

John Vanbiesbrouck records the 300th victory of his NHL career and 100th as a Panther in a 6-2 win over the New York Islanders at

Nassau Coliseum. Vanbiesbrouck becomes the 15th goaltender in NHL history — and second American — to win 300 games.

## FEBRUARY 3, 1998

Dino Ciccarelli, who was acquired from the Tampa Bay Lightning three weeks earlier, scores the 600th goal of his NHL career as the Panthers tie the Detroit Red Wings, 1-1. Ciccarelli becomes the ninth player in NHL history to reach this milestone.

## FEBRUARY 8, 1998

The Panthers and 25 other NHL teams begin their "Winter Break" as the league shuts down to enable its players to participate in the Winter Olympics for the first time. John Vanbiesbrouck (USA), Robert Svehla (Slovakia) and Esa Tikkanen (Finland) are the Panthers who head to Nagano, Japan. Tikkanen's club wins the Bronze Medal.

## MARCH 24, 1998

The Panthers send Tom Fitzgerald to Colorado and Ray Sheppard to Carolina as General Manager Bryan Murray stays active at the trade deadline.

## APRIL 16, 1998

The Panthers play their final game at Miami Arena, losing to the Philadelphia Flyers, 7-3. Florida compiles a record of 81-78-29 (.508 winning pct.) in Miami. Afterwards, the players toss merchandise to the fans and original Panthers John Vanbiesbrouck, Scott Mellanby, Gord Murphy, Paul Laus, Bill Lindsay and Rob Niedermayer are honored.

## JUNE 21, 1998

The Panthers name Terry Murray head coach. He becomes the fourth coach in franchise history.

## JUNE 27, 1998

The Panthers select nine players at the 1998 NHL Entry Draft in Buffalo, NY. Their top choice (30th overall) is defenseman Kyle Rossiter.

## JULY 14, 1998

The Panthers' new arena in Sunrise is officially named the National Car Rental Center.

## SEPTEMBER 12, 1998


The Panthers open their sixth annual training camp at the National Car Rental Center.

## SEPTEMBER 19, 1998

"HockeyFest" is held at the National Car Rental Center for the first time.

## SEPTEMBER 27, 1998

The Panthers face the Boston Bruins in the first preseason game at the National Car Rental Center.



# FLORIDA PANTHERS ALL-TIME HISTORY

## OCTOBER 9, 1998

The Panthers host the Tampa Bay Lightning in the first regular-season game at the National Car Rental Center. It's the first time the Panthers have ever opened a season at home.

## OCTOBER 30, 1998

Rookie Mark Parrish scores four goals at Chicago, setting a new club record and a team rookie record. Parrish notches two in the first period and two more in the third as the Panthers blast the Blackhawks, 7-3. Ray Whitney assists on three of the rookie's goals.

## NOVEMBER 3, 1998

Mark Parrish is named NHL Rookie of the Month for October, winning the honor over Los Angeles Goaltender Manny Legace and Vancouver center Bill Muckalt. Parrish led Florida in scoring (6-2-8) for the month, leading the Cats to a 3-3-3 record.

## DECEMBER 17, 1998

The Panthers announce they will have their own American Hockey League affiliate in Louisville, Kentucky, signing a long-term player development deal with the Louisville Panthers. Florida will supply a minimum of 18 players to Louisville, which will play its home games at historic Freedom Hall, home of the University of Louisville basketball team.

## JANUARY 17, 1999

In the biggest trade in team history, the Panthers acquire star Right Wing Pavel Bure from the Vancouver Canucks. Florida also receives defensemen Bret Hedican and Brad Ference and a 1999 or 2000 draft choice. The Panthers send Ed Jovanovski, Dave Gagner, Mike Brown, Kevin Weekes and a 1999 or 2000 draft choice to the Canucks.

## JANUARY 20, 1999

Pavel Bure scores two goals in his first game as a Panther, leading the Cats to a 5-2 victory over the Islanders in New York. Bret Hedican chips in his first two points as a Panther – both assists – in just his second game.

## JANUARY 26, 1999

The Russian Rocket ignites the Cats with his first Florida hat trick. Pavel Bure's three goals force a 3-3 tie with the Flyers in Philadelphia. Bure finishes the contest with six goals in his first three games as a Panther.

## JANUARY 27, 1999

Pavel Bure plays his first game at National Car Rental Center. Although he has his three-game goal-scoring streak snapped, he earns his first home point in Florida with an assist, as the Cats top Montreal, 2-1. The win extends Florida's unbeaten streak to four in Bure's first four games.

## FEBRUARY 8, 1999

The Panthers announce they have signed Pavel Bure to a five-year contract extension, locking up rights to the "Russian Rocket" through the 2005-2006 season.

## MARCH 3, 1999

Four games after returning from a strained right knee, Pavel Bure nets a hat trick on his first three shots against the Colorado Avalanche. But Bure is forced to leave the game when he re-injures his knee and the Cats blow a 5-0 lead by allowing seven unanswered goals. Peter Forsberg scores three goals and adds three assists as Colorado wins 7-5. Bure is out for the season, after undergoing arthroscopic surgery on March 5 and additional surgery on March 29 in Birmingham, Alabama, to repair an anterior cruciate ligament.

## APRIL 17, 1999

The Panthers complete their first season at National Car Rental Center with a 6-2 home win over the Tampa Bay Lightning. Despite missing the playoffs for the second straight year, Florida improves by 15 points in the standings in its first season under Terry Murray.

## JUNE 25, 1999

Longtime Panther Defenseman Gord Murphy is selected by the Atlanta Thrashers in the NHL Expansion Draft. The Panthers also make a deal with Atlanta, sending Johan Garpenlov, Herbert

Vasiljevs, Daniel Tarnqvist and a 1999 sixth-round draft choice to the Thrashers for goaltender Trevor Kidd.

## JUNE 26, 1999

The Panthers select 18-year-old right wing Denis Shvidki as their first selection (12th overall) in the 1999 NHL Entry Draft, in Boston. The Kharkov, Ukraine, native had just completed a 94-point season with Barrie (OHL).

## JULY 12, 1999

The Panthers name Chuck Fletcher general manager of the Louisville affiliate. Fletcher will also remain assistant general manager of the Florida Panthers, under Bryan Murray.

## JULY 22, 1999

Hall of Fame Broadcaster Jiggs McDonald is named radio play-by-play announcer for the Florida Panthers. McDonald will team with Randy Moller on Panthers radio broadcasts for flagship radio station WQAM (560 AM).

## AUGUST 9, 1999

SportsChannel Florida and the Florida Panthers announce an agreement that extends the exclusive Panthers television rights to SportsChannel Florida through the 2010-2011 season.

## AUGUST 25, 1999

The Panthers name Steve Dangerfield senior vice president.

## SEPTEMBER 3, 1999

Veteran players report for Panthers training camp in Hull, Quebec.

## SEPTEMBER 30, 1999

The Cats send original Panther Bill Lindsay to Calgary for Flames' Captain Todd Simpson, a rugged defenseman who would lead Florida with 202 penalty minutes on the season.

## OCTOBER 2, 1999

The Florida Panthers open the season with a 4-3 victory over the Washington Capitals at National Car Rental Center. It is the second straight home season-opening win for the Cats since moving to Sunrise. Pavel Bure scores the first of his team-record 58 goals in the contest, returning from major reconstructive knee surgery.

## OCTOBER 12, 1999

Panthers Right Wing Pavel Bure records his 500th career NHL point, with an assist on Lance Pitlick's game-winning goal at Montreal. The Cats win 2-1.

## NOVEMBER 15, 1999

The Panthers sign unrestricted free agent Forward Ray Sheppard, a playoff hero for Florida during the 1995-96 run to the Stanley Cup Finals. He is the second player in team history to return for a second tour of duty (Dallas Eakins).

## NOVEMBER 19, 1999

Panthers Vice President and General Manager Bryan Murray sends goaltender Sean Burke and a fifth-round pick in the 2000 Entry Draft to Phoenix for goalie Mikhail Shtalenkov and the Coyotes' fourth-round pick in 2000.

## DECEMBER 20, 1999

Panthers Right Wing Pavel Bure is named NHL Player of the Week, and celebrates by scoring a goal in his fifth straight game, establishing a new franchise record. Florida, however, falls 6-4 at home to Toronto.

## DECEMBER 27, 1999

With an assist in his seventh straight game, Pavel Bure establishes another franchise record. His helper is part of a 6-1 victory at Tampa Bay.

## JANUARY 1, 2000

The Panthers kick off the new millennium with a 7-5 home win over Tampa Bay. Pavel Bure ties a team record with four goals in the contest and equals his own franchise mark of three goals in a period. Mike Vernon notches his first victory in a Panthers uniform.



# FLORIDA PANTHERS ALL-TIME HISTORY

## JANUARY 14, 2000

Original Panther and Florida captain Scott Mellanby records his 600th NHL point with a game-winning goal in a home win over Carolina, 5-1.

## JANUARY 22, 2000

Pavel Bure scores his 300th NHL goal, setting a new team record for goals in a season (33) in the process. He also scores No. 301 with an overtime game-winner in a 4-3 home victory over Boston. It is also a new team record for game-winning goals in a season (8).

## FEBRUARY 6, 2000

The Panthers are the highlight of the 2000 NHL All-Star Game at Air Canada Centre in Toronto. Pavel Bure wins game MVP honors with a hat trick and an assist. Center Viktor Kozlov leads all players with three assists and left wing Ray Whitney leads the North American team with a goal and an assist.

## MARCH 1, 2000

Panthers Captain Scott Mellanby plays in his 1,000th NHL game. He leads the Cats by scoring the opening goal in Florida's 3-1 home victory over Toronto.

## MARCH 3, 2000

Right Wing Pavel Bure's assist sets a new club record for points in a season (71), as the Panthers fall 4-2 at NY Rangers.

## MARCH 10, 2000

The Panthers claim center Len Barrie off waivers from Los Angeles. Barrie, who played two games for the Cats during their inaugural season in 1993-94, becomes the third Panther ever and second this season to return to play for the Cats.

## MARCH 11, 2000

Scott Mellanby plays in his 500th game as a Panther, recording an assist in a 5-2 home loss to Chicago.

## MARCH 18, 2000

Pavel Bure sets franchise records with his fourth hat trick of the season and his sixth career Florida hat trick, in a 4-2 victory at NY Islanders.

## MARCH 25, 2000

National Car Rental Center sees a National Hockey League record fall, as Pavel Bure scores a goal. Bure's tally breaks the NHL mark for goals by a brother combination in one season (89), topping the record set by Bobby and Dennis Hull in 1968-69. Pavel and his brother Valeri would combine for 93 goals on the season. The Cats beat Montreal 4-2.

## APRIL 3, 2000

The Panthers' 5-2 home victory over New Jersey establishes a new franchise record for wins in a season (42).

## APRIL 9, 2000

The Cats conclude their most successful season ever in terms of wins (43) and points in the standings (98).

## APRIL 18, 2000

The first NHL playoff game at National Car Rental Center results in a 2-1 Panthers loss to eventual Stanley Cup winner New Jersey.

## APRIL 20, 2000

The Panthers' season comes to an end, with a 4-1 home playoff loss to New Jersey. The Cats sold out both home playoff contests (19,250).

## JUNE 24, 2000

Cats acquire Goaltender Roberto Luongo and Center Olli Jokinen from the New York Islanders, in exchange for Mark Parrish and Oleg Kvasha. The trade is the talk of the 2000 NHL Entry Draft in Calgary, Alberta. The Panthers make Russian defenseman Vladimir Sapozhnikov their first selection (58th overall) at the draft.

## SEPTEMBER 8, 2000

Veterans report to training camp in Hull, Quebec for the second straight year.

## OCTOBER 6, 2000

The Panthers open their eighth season with a 4-3 overtime home loss to Vancouver. It is Pavel Bure's first game against his old team and he notches a goal and an assist. The Cats get a point for the overtime loss.

## OCTOBER 22, 2000

Rookie Goaltender Roberto Luongo gets his first shutout with Florida, before his first win, as the Cats tie the expansion Minnesota Wild 0-0 on the road in their first meeting. Luongo makes 20 saves in the shutout – the first of a team record five he would record on the season.

## NOVEMBER 6, 2000

The Panthers sign veteran Left Wing Greg Adams and trade Defenseman Jaroslav Spacek to Chicago for Anders Eriksson, in a move designed to halt an early season slide.

## DECEMBER 11, 2000

At a press conference in downtown Ft. Lauderdale, NHL Commissioner Gary Bettman announces that the Panthers will host the 2003 NHL All-Star Weekend at National Car Rental Center on Feb. 1-2, 2003.

## DECEMBER 28, 2000

After a 6-18-7-5 start, caused in part by a rash of early injuries, Vice President and General Manager Bryan Murray and Head Coach Terry Murray are relieved of their duties. Duane Sutter becomes the Panthers' fifth head coach.

## FEBRUARY 4, 2001

Right Wing Pavel Bure notches two assists as the Panthers' lone representative in the 2001 NHL All-Star Game in Denver, Colorado.

## FEBRUARY 9, 2001

Original Panther Scott Mellanby is traded to playoff contender St. Louis in exchange for prospect David Morisset and a conditional draft choice. Only Paul Laus and Rob Niedermayer remain as original Panthers.

## MARCH 13, 2001

The Panthers are active at the trade deadline, swapping Ray Whitney to Columbus for Kevyn Adams, and getting draft picks for Mike Sillinger and Todd Simpson.

## APRIL 3, 2001

Pavel Bure's shorthanded goal against Roman Cechmanek gives the Russian Rocket 59 tallies on the season, breaking his own franchise record.

## APRIL 7, 2001

Roberto Luongo caps an outstanding rookie season with a team record fifth shutout. His 25 saves ends his year with the second-highest save percentage ever for a rookie (.920). The 3-0 win over the NY Rangers closes Florida's third season at National Car Rental Center. Pavel Bure's 59 goals on the season wins him the Maurice Richard Trophy for the second straight season, making him the first NHL player to accomplish the feat.

## JUNE 5, 2001

A group of eight primary investors, led by Alan P. Cohen, CEO of generic drug maker Andrx Corp., purchases the Panthers from Boca Resorts, Inc. The group of South Florida businessmen includes former NFL quarterback Bernie Kosar, auto magnates Al Maroone and Michael Maroone, Precision Response CEO David Epstein, advertising mogul Jordan Zimmerman and Andrx officials Steve Cohen and Dr. Elliott Hahn. H. Wayne Huizenga, the man who brought the NHL to South Florida, stays on as a minority partner.

## JUNE 7, 2001

Head Coach Duane Sutter signs a multi-year deal to remain at the helm of the Panthers.

# FLORIDA PANTHERS ALL-TIME HISTORY

## **JUNE 23, 2001**

The Panthers host the first day of the two-day NHL Entry Draft at National Car Rental Center. It is South Florida's first major NHL event since the Panthers brought the Stanley Cup Finals to Miami Arena in 1996. Florida is the first "Sun Belt" team to host the NHL Entry Draft. The Cats make Canadian center Stephen Weiss their first selection in the draft (fourth overall). The Panthers also create a buzz by trading original Panther Rob Niedermayer to Calgary for Valeri Bure and Jason Wiemer.

## **JUNE 24, 2001**

The 2001 NHL Entry Draft concludes at National Car Rental Center. A total of 9,623 fans attend the event – the most ever for a U.S.-based Draft. The Panthers draft 12 players in all. The Panthers also announce that Paul Baxter has been named assistant coach.

## **JULY 25, 2001**

The NHL Board of Governors approves the transfer of the Panthers from Boca Resorts, Inc. to the new local ownership group, headed by Alan Cohen, Bernie Kosar and David Epstein.

## **SEPTEMBER 3, 2001**

The Panthers open their third straight rookie camp in Hull, Quebec.

## **SEPTEMBER 10, 2001**

Main training camp opens in South Florida.

## **SEPTEMBER 22, 2001**

The Panthers host "HockeyFest 2001" and NHL Breakout at National Car Rental Center, in preparation for the 2001-02 NHL season.

## **OCTOBER 4, 2001**

Florida opens its ninth NHL season on the road at Philadelphia.

## **NOVEMBER 1, 2002**

Panthers Left Wing Kristian Huselius is named NHL Rookie of the Month for October.

## **DECEMBER 3, 2001**

Mike Keenan becomes the sixth head coach in Panthers history, replacing Duane Sutter. Chuck Fletcher takes over interim general manager duties.

## **JANUARY 16, 2002**

All-Star Defenseman Sandis Ozolinsh becomes a Panther, after being acquired from Carolina along with Byron Ritchie in exchange for Bret Hedican, Kevyn Adams, Tomas Malec and a draft pick. Ozolinsh makes his Panthers debut against Chicago.

## **JANUARY 18, 2002**

Panthers Goaltender Roberto Luongo and Left Wing Kristian Huselius are selected for the NHL's inaugural YoungStars Game.

## **MARCH 18, 2002**

The Pavel Bure era ends in South Florida, as the right wing is traded to the New York Rangers for Filip Novak, Igor Ulanov and draft picks.

## **APRIL 1, 2002**

Left Wing Niklas Hagman is named NHL Rookie of the Month for March.

## **APRIL 3, 2002**

19-year-old Center Stephen Weiss makes his NHL debut and scores a goal as the Panthers defeat Pittsburgh at home.

## **APRIL 16, 2002**

The Panthers win the NHL Draft Lottery and will select first overall at the 2002 NHL Entry Draft. The Cats also sign first-round picks Stephen Weiss and Lukas Krajicek to entry-level contracts.

## **MAY 1, 2002**

The NHL announces that Panthers Left Wing Kristian Huselius is a finalist for the Calder Memorial Trophy.

## **MAY 6, 2002**

The American Hockey League approves the purchase of an AHL franchise by the Panthers and San Antonio Spurs of the NBA. The

team, named the Rampage, will play at San Antonio's new SBC Arena.

## **MAY 10, 2002**

Rick Dudley is named Panthers general manager.

## **MAY 31, 2002**

John Torchetti is named head coach of Florida's AHL affiliate in San Antonio.

## **JUNE 22-23, 2002**

The Panthers trade the number one pick and still select top-ranked prospect Jay Bouwmeester with the third overall selection in the 2002 NHL Entry Draft in Toronto. The Cats also get the right to trade first-round picks with Columbus in 2003. Florida also selects Petr Taticek with the ninth overall selection, and grabs Rob Globke and Gregory Campbell in the second and third rounds, respectively. Florida finishes the 2002 Entry Draft with six selections on Day Two.

## **JULY 11, 2002**

Scott Luce is named Panthers director of amateur scouting

## **SEPTEMBER 14, 2002**

HockeyFest 2002 kicks off the Panthers' Ten-Year-Anniversary Season at Office Depot Center.

## **OCTOBER 10, 2002**

The Panthers open their tenth season against cross-state rival Tampa Bay at Office Depot Center.

## **JANUARY 29, 2003**

NHL All-Star festivities begin in South Florida as the Stanley Cup arrives via boat on the Las Olas riverfront.

## **JANUARY 30, 2003**

The NHL All-Star Block Party kicks off four days of activity at the Office Depot Center.

## **FEBRUARY 1, 2003**

Jay Bouwmeester, Stephen Weiss and Niklas Hagman represent the Panthers and the Eastern Conference in the 2003 NHL YoungStars Game at the Office Depot Center. Weiss scores a goal and adds an assist and Bouwmeester chips in an assist. Olli Jokinen represents Florida in the 2003 All-Star Superskills Competition.

## **FEBRUARY 2, 2003**

The Office Depot Center hosts the NHL All-Star Game, which visits South Florida for the first time. Olli Jokinen scores a goal and adds three assists in front of his home crowd in his All-Star debut. Sheryl Crow performs live in the Office Depot Center parking lot after the game.

## **FEBRUARY 6, 2003**

Roberto Luongo stops 28 shots to become the club's all-time leader in shutouts (14), passing John Vanbiesbrouck.

## **FEBRUARY 18, 2003**

Roberto Luongo makes 24 saves to record his sixth shutout of the season and sets a new Panthers single-season shutout record.

## **UNE 13, 2003**

Jay Bouwmeester is named to the NHL's All-Rookie Team.

## **SEPTEMBER 1, 2003**

The Florida Panthers, incredibleICE and Arena Operating Company (AOC) join forces and become one single, united entity.

## **SEPTEMBER 18, 2003**

Michael Yormark is named Office Depot Center and Florida Panthers Chief Operating Officer.

## **OCTOBER 10, 2003**

Florida opens its 11th season against division rival Carolina at the Office Depot Center.

## **NOVEMBER 9, 2003**

General Manager Rick Dudley becomes the seventh head coach in Panthers history, replacing Mike Keenan. Dudley continues his role as general manager. Steve Ludzik becomes an assistant coach.

# FLORIDA PANTHERS ALL-TIME HISTORY

## JANUARY 8, 2004

Nathan Horton becomes the youngest player in NHL history to successfully attempt a penalty shot at 18 years, 224 days, beating Philadelphia Flyers Goalie Jeff Hackett.

## FEBRUARY 7, 2004

Roberto Luongo represents the Panthers and the Eastern Conference in the 2004 All-Star Superskills Competition, winning the goaltending event.

## FEBRUARY 8, 2004

Roberto Luongo participates in the NHL All-Star game, allowing just one goal on nine shots.

## FEBRUARY 9, 2004

Assistant Coach John Torchetti becomes the eighth head coach in Panthers history. Rick Dudley continues his duties as general manager.

## MARCH 2, 2004

Roberto Luongo makes 29 saves to record his seventh shut-out of the season, a new Panthers record.

## MAY 2004

The NHL announces that Roberto Luongo is a finalist for the Vezina Trophy.

## MAY 26, 2004

Mike Keenan named as the Panthers new general manager, replacing Rick Dudley. Jacques Martin becomes the ninth head coach in Panthers history, replacing John Torchetti.

## JUNE 26, 2004

The Florida Panthers select Center Rostislav Olesz from the Czech Republic with the seventh overall pick of the 2004 NHL Entry Draft.

## JUNE 7, 2005

The Office Depot Center, Florida Panthers and incredible ICE announce the formation of Sunrise Sports and Entertainment (SSE). Sunrise Sports and Entertainment serves as an umbrella for all of its operating entities: the Office Depot Center, the Florida Panthers, incredible ICE, the Sinatra Theatre, SSE Publications, SSE Strategic Partnerships and SSE Business Development.

## JUNE 20, 2005

The Panthers are awarded the 2005 "Stanley Cup of Business" from the Street & Smith's SportsBusiness Journal.

## JULY 7, 2005

Sports Radio 560 WQAM signs a two-year contract with the Panthers to retain radio rights.

## JULY 22, 2005

The NHL's Board of Governors ratifies the terms of a six-year Collective Bargaining Agreement negotiated with the NHL Players' Association, ending a 310-day work stoppage.

## JULY 30, 2005

Florida selects Left Wing Kenndal McArdle with 20th Overall Pick in the 2005 NHL Entry Draft. The Panthers acquired the pick after trading their 29th overall selection and a second round pick in the 2006 draft to the Philadelphia Flyers.

## AUGUST 1, 2005

The Panthers ink free agent NHL All-Star veterans Joe Nieuwendyk and Gary Roberts to two-year contracts. Nieuwendyk and Roberts bring a combined four Stanley Cup rings to the Panthers as well as over 2,000 games played.

## AUGUST 2, 2005

NHL Veteran Martin Gelas signs a two-year contract, adding another player with over 1,000 games played to the club. Gelas also brings to the club Stanley Cup experience, appearing with four teams and winning a Cup with Edmonton.

## AUGUST 17, 2005

Rostislav Olesz, the top pick from 2004 NHL Entry Draft, signs three-year entry-level contract with the Panthers.

## AUGUST 22, 2005

Panthers announce a one-year affiliation agreement with the Florida Everblades of the ECHL.

## AUGUST 31, 2005

The Panthers announce an agreement with the Buffalo Sabres to place Panthers prospects with Buffalo's American Hockey League affiliate, the Rochester Americans.

## SEPTEMBER 6, 2005

In a joint press conference, Sunrise Sports & Entertainment and BankAtlantic announce a new naming rights agreement for the home of the Panthers, the BankAtlantic Center.

## OCTOBER 5, 2005

The Panthers open their 12th NHL season against Southeast Division rival Atlanta.

## OCTOBER 7, 2005

For the first time in their history, the Panthers record back-to-back shutouts to open the season. Oct. 5, the Cats shutout Atlanta 2-0, and on Oct. 7 the Cats shut out Tampa Bay 2-0.

## OCTOBER 20, 2005

The Panthers set a new franchise record with 28 shots on goal in the second period versus the Washington Capitals.

## NOVEMBER 19, 2005

Gary Roberts record his 400th career NHL goal against the New York Islanders.

## NOVEMBER 25, 2005

Olli Jokinen records his first career NHL hat trick versus the Pittsburgh Penguins.

## DECEMBER 13, 2005

Nathan Horton records his first career NHL hat trick, becoming the youngest Panther ever to accomplish this feat (20 years old).

## FEBRUARY 14-27, 2006

Six Cats represented the Panthers at the 2006 Torino Winter Olympic Games with Olli Jokinen (Finland) collecting a Silver Medal and Rostislav Olesz (Czech Republic) collecting a Bronze Medal. Jacques Martin (Canada), Jay Bouwmeester (Canada), Roberto Luongo (Canada) and Jozef Stumpel (Slovakia) also were selected to represent their respective countries at the Olympics.

## MARCH 20, 2006

Olli Jokinen scores his fourth overtime goal of the season, tying an NHL record for overtime goals in one season since the five-minute overtime period was adopted.

## APRIL 13, 2006

Against Ottawa, Roberto Luongo sets a franchise record with his 107th victory in a Panther uniform surpassing the mark of 106 set by John Vanbiesbrouck.

## MAY 11, 2006

The Panthers host the first "Cats Cookout" at the BankAtlantic Center. The event features players, food, and drinks, and allows fans to purchase season tickets for the upcoming season.

## JUNE 23, 2006

The Cats send G Roberto Luongo and D Lukas Krajicek to Vancouver in exchange for RW Todd Bertuzzi, G Alex Auld and D Bryan Allen.

## JUNE 24, 2006

The Panthers select Center Michael Frolik with the 10th overall pick in the 2006 NHL Entry Draft.

## SEPTEMBER 3, 2006

Head Coach Jacques Martin becomes the new general manager following the resignation of Mike Keenan. Martin continues his role as head coach becoming the only person in the NHL to hold both positions at the same time.

# FLORIDA PANTHERS ALL-TIME HISTORY

## SEPTEMBER 23, 2006

The Panthers and New York Rangers play an exhibition game in San Juan, Puerto Rico marking the first time an NHL game is played in the Caribbean.

## OCTOBER 6, 2006

Florida opens its 13th season. Alex Auld records his first win as a Panther as Florida defeats Boston 8-3 in front of a sold-out BankAtlantic Center crowd. Todd Bertuzzi records four points (1-3-4) in his first game setting a record for most points by a Panthers player in his debut game.

## OCTOBER 28, 2006

The Florida Panthers enter a shootout with the NY Islanders that lasts 10 rounds, the longest shootout in franchise history.

## OCTOBER 20, 2006

Florida defeats Philadelphia at the BankAtlantic Center to improve to 4-0 at home to open the season. The 4-0 start ties the Cats record set during the 1995-96 season. Also on that night, Olli Jokinen scored the GWG setting a new Cats record with his 24th GWG as a member of the Panthers.

## NOVEMBER 2, 2006

Florida Panthers head coach Jacques Martin posts the 450th win of his career, the 13th coach to ever reach that mark.

## NOVEMBER 16, 2007

Olli Jokinen records a hat trick, the second of his career in a 5-1 win over Montreal.

## DECEMBER 29, 2007

A Panthers franchise record 19,772 fans pack the BankAtlantic Center to watch Florida defeat Montreal 3-1.

## JANUARY 10, 2007

Olli Jokinen records his second hat trick of the season and third overall in a 5-2 victory over the Pittsburgh Penguins.

## JANUARY 13, 2007

Stephen Weiss records his first career NHL hat trick in a 7-3 victory over the Washington Capitals. Weiss' hat trick becomes the second consecutive at home by a Florida Panther. Florida also records a franchise-high 54 shots on goal in the win.

## JANUARY 16, 2007

The Florida Panthers franchise plays their 1000th regular season game versus the Carolina Hurricanes.

## JANUARY 26, 2007

The Panthers announce the hiring of Randy Sexton as the team's new assistant general manager.

## FEBRUARY 13, 2007

Ed Belfour records his 76th career shutout to tie Tony Esposito for eighth on the NHL's all-time shutouts list at Montreal.

## FEBRUARY 27, 2007

Olli Jokinen records his third hat trick of the season in a 6-5 shootout win over Washington.

## MARCH 3, 2007

GM/Head Coach Jacques Martin coaches in his 1000th career NHL game against Tampa Bay.

## MARCH 6, 2007

Stephen Weiss becomes the youngest Panther in franchise history to wear the "A" on his sweater when he takes the ice in Atlanta.

## MARCH 17, 2007

Olli Jokinen records a franchise record six points (2-4-6) in

one game on March 17 in an 8-5 win over the NY Islanders.

## MARCH 22, 2007

Chris Gratton plays in his 1000th career NHL game against Ottawa.

## MARCH 27, 2007

Ed Belfour sets a new Panthers record playing in his 27th consecutive game in net.

## APRIL 7, 2007

Martin Gelinas scores his 300th career NHL goal against Carolina.

## APRIL 26, 2007

The Florida Panthers announce the hiring of former Panther Joe Nieuwendyk as the team's new special assistant to the general manager.

## JUNE 21, 2007

The Panthers ink Nathan Horton to the longest contract at the time in franchise history, signing him to a six-year deal.

## JUNE 22, 2007

Florida again pulls off a blockbuster trade at the NHL Entry Draft acquiring G Tomas Vokoun from Nashville in exchange for three draft picks. Florida also selects D Keaton Ellerby with the 10th overall pick at the 2007 NHL Entry Draft.

## JULY 1, 2007

The Panthers are active on the first day of free agency signing Radek Dvorak, Brett McLean and Richard Zednik.

## JULY 16, 2007

The Florida Panthers announce that the team's games will now be heard on 790 The Ticket. Also, radio play-by-play announcer Steve Goldstein becomes the team's new television play-by-play voice on FSN Florida.

## JULY 28, 2007

The Panthers host a reunion game at the BankAtlantic Center for the "Year of the Rat", the 1996 Panthers that won the Eastern Conference Championship. At the reunion the Panthers unveil their new jerseys for the upcoming season.

## OCTOBER 4, 2007

Florida opens its 14th season. Brett McLean scores a goal in his first game as a Panther but the Cats fall to the NY Rangers in Madison Square Garden 5-2.

## OCTOBER 24, 2007

Panthers Captain Olli Jokinen sets two new franchise records as he records two goals against Philadelphia to record his 355th point and 158th goal as a Panther.

## NOVEMBER 28, 2007

Panthers head coach Jacques Martin sets a new franchise record with his 84th coaching victory as Cats bench boss in a 2-1 shootout win over Washington.

## JANUARY 19, 2008

18-year old Shawn Matthias scores his first two career NHL goals in only his second career NHL game in Washington. Matthias had made his NHL debut the night before in New Jersey.

## FEBRUARY 5, 2008

Florida sets a franchise record for largest margin of victory as well as most goals ever scored in a road game as they defeat Toronto at the Air Canada Center 8-0 behind a Richard Zednik hat-trick.

## MARCH 2, 2008

Panthers Craig Anderson sets a modern day NHL record by stopping 53 shots in a 1-0 shutout, the most saves ever recorded in an NHL shutout.



# FLORIDA PANTHERS ALL-TIME HISTORY

**MARCH 4, 2008**

The Panthers and Craig Anderson set an NHL record by recording their second consecutive 1-0 road shutout. Anderson records his second consecutive shutout and his 93 combined saves in two games sets an NHL record.

**MARCH 16, 2008**

Florida ties two franchise records by recording their seventh consecutive victory and fifth consecutive home victory in a 3-1 win over Atlanta.

**APRIL 4, 2008**

Florida sets a new franchise record by winning their 19th road game of the season in a 4-3 win at Carolina.

**MAY 16, 2008**

The Panthers announce that Jacques Martin has agreed to a contract extension to remain solely as the team's General Manager through the 2011-12 season.

**JUNE 13, 2008**

The Panthers officially announce Peter DeBoer as the franchise's 10th head coach in team history.

**JUNE 19, 2008**

The Panthers announce they have agreed to a full affiliation with the Rochester Americans of the American Hockey League. For the past three seasons Florida had split its affiliation with Buffalo.

**JUNE 20, 2008**

Florida acquires defensemen Keith Ballard and Nick Boynton as well as a second round pick from the Phoenix Coyotes in exchange for the Panthers Olli Jokinen.

**JUNE 30, 2008**

Florida announces they have signed RW Rostislav Olesz to a franchise record-tying six-year contract.

**SEPTEMBER 2, 2008**

Florida acquires D Bryan McCabe and a fourth-round pick from Toronto in exchange for D Mike Van Ryn.

**SEPTEMBER 9, 2008**

Florida announces they have signed D Keith Ballard to a six-year contract extension beginning with the 2009-10 season.

**OCTOBER 11, 2008**

Peter DeBoer earns his first NHL head coaching victory a 3-2 win over Atlanta, a day after making his coaching debut at Carolina. Michael Frolik makes his NHL debut.

**NOVEMBER 2, 2008**

Jay Bouwmeester played his 400th career NHL game at Atlanta.

**MARCH 7, 2009**

With his hat trick in Florida's 5-3 win against the St. Louis Blues, David Booth became the fourth Panthers player to record two hat tricks in a season.

**MARCH 28, 2009**

Cory Stillman recorded his 250th career NHL goal at Dallas. Radek Dvorak records his 500th career NHL point with an assist at Dallas.

**APRIL 11, 2009**

With his two goal effort in Florida's 7-4 win over Washington, David Booth became the sixth player in Panthers history to score at least 30 goals in a season.

**MAY 6, 2009**

Panthers announce the restructuring of hockey club's broadcast teams. Steve Goldstein will continue the television play-by-play with Bill Lindsay joining him as color analyst, and as Randy Moller will be calling the Panthers radio broadcasters 790 The Ticket.

**MAY 15, 2009**

The Panthers announced that they are to open their 2009 Training

Camp in Port Hawkesbury, Nova Scotia, where they will play there first pre-season game against Ottawa on Tuesday, Sep. 15 in Halifax.

**JUNE 1, 2009**

Jacques Martin accepts head coaching position with the Montreal Canadiens. Alternate Governor Bill Torrey selected to lead the search for the club's new general manager.

**JUNE 19, 2009**

The Panthers acquire veteran center Steven Reinprecht from the Phoenix Coyotes in exchange for prospect Stefan Meyer. Reinprecht then signs a three-year deal with the team.

**JUNE 26, 2009**

Florida drafts Russian defenseman Dmitry Kulikov with their first-round pick (#14 overall) at the 2009 draft, held in Montreal.

**JUNE 27, 2009**

Florida trades former first-round pick Jay Bouwmeester to Calgary for defenseman Jordan Leopold and a third-round pick in the 2009 draft. The Panthers then use that pick (#67 overall) on speedy winger Josh Birkholz from the US-18 program.

**JULY 1, 2009**

The Panthers re-sign dynamic forward David Booth to a six-year extension and Radek Dvorak to a two-year deal and sign goaltender Scott Clemmensen (3-years) and defenseman Ville Koistinen (2-years).

**AUGUST 31, 2009**

Robb Tallas is hired as the club's goaltending consultant.

**SEPTEMBER 13, 2009**

The Panthers open the 2009 training camp in Port Hawkesbury.

**OCTOBER 2, 2009**

Randy Sexton is named the Panthers' new General Manager and the eighth in franchise history.





# FLORIDA PANTHERS ALL-TIME HISTORY

## NOVEMBER 6, 2009

Bryan McCabe plays in his 1,000th career NHL game against the Washington Capitals.

## NOVEMBER 16, 2009

Sunrise Sports & Entertainment announces that Cliff Viner and Stu Siegel assume the roles of Co-Managing Partners of SSE, the Florida Panthers and the BankAtlantic Center. Under the new ownership structure, Viner is the club's Chairman and Alternate Governor, while Siegel is the Chief Executive Officer and NHL Governor.

## NOVEMBER 23, 2009

Radek Dvorak plays in his 500th game as a Panther in a loss at Pittsburgh. Dvorak becomes the seventh player in franchise history to appear in 500 games with the team.

## DECEMBER 7, 2009

Radek Dvorak plays in his 1,000th NHL game against the Edmonton Oilers.

## FEBRUARY 16-28, 2010

Goaltender Tomas Vokoun (Czech Republic) and defenseman Dennis Seidenberg (Germany) represent their countries at the 2010 Winter Olympics in Vancouver, British Columbia.

## MARCH 9, 2010

The Panthers collect the 500th victory in franchise history in a 3-2 shootout win over the Minnesota Wild. They also set a new franchise low for shots against in a single game (including overtime) by holding the Wild to just 11 shots.

## MARCH 20, 2010

The Panthers unveil their new Den Of Honor prior to a game against the Buffalo Sabres. The Den of Honor commemorates key figures and events in team history as well as the growth of youth and high school hockey in South Florida. Notable Panthers alumni including Brian Skrudland, Scott Mellanby, Bill Lindsay and Paul Laus appear at the Den's opening.

## MARCH 21, 2010

Stephen Weiss scores his 100th NHL goal in a 5-2 win over the Tampa Bay Lightning.

## APRIL 10, 2010

Bryan McCabe records his 1,000th NHL point with an assist in a 4-3 loss against the Tampa Bay Lightning.

## MAY 17, 2010

The Panthers hire Dale Tallon as the ninth General Manager in franchise history.

## JUNE 8, 2010

The Panthers announce that, beginning with the 2010-11 NHL season, all radio broadcasts will move from ESPN Radio 790 The Ticket to 560 WQAM, which had served as the team's radio partner from 1993-2007.

## JUNE 22, 2010

The Panthers trade centers Nathan Horton and Gregory Campbell to the Boston Bruins in exchange for defenseman Dennis Wideman and two Draft picks, including the Bruins' first round pick in the 2010 NHL Entry Draft (15th overall).

## JUNE 25, 2010

Florida trades defenseman Keith Ballard and right wing Victor Oreskovich to the Vancouver Canucks in exchange for right wings Michael Grabner and Steve Bernier and the Canucks' first round selection in the 2010 NHL Entry Draft (25th overall)

## JUNE 25, 2010

The Panthers own three selections in the first round of the 2010 NHL Entry Draft, held at the Staples Center in Los Angeles.

With their first pick (#3 overall) they select defenseman Erik Gudbranson. They also select center Nick Bjugstad (#19 overall) and left wing Quinton Howden (#25 overall) in the first round. They make 13 selections over the two day period.

## JULY 23, 2010

Cliff Viner takes over as General Partner, Chairman & CEO of the Florida Panthers Hockey Club and the BankAtlantic Center. Viner is now solely responsible for all decisions as it relates to SSE and all of its operating entities.

## OCTOBER 23, 2010

The Panthers honor former President Bill Torrey by raising his jersey to the rafters. Florida goes onto win the game 4-3 over the New York Islanders.

## NOVEMBER 3, 2010

The Panthers post a franchise record 55 shots on goal against Atlanta at the BankAtlantic Center. Two nights later they record 50 shots on goal against Carolina. The 105 shots was the highest two-game total in the NHL since the New York Rangers posted 107 shots in two games in 1994.

## NOVEMBER 12, 2010

Radek Dvorak becomes the franchise's all-time games played leader when he takes to the ice against Minnesota for his 574th game as a Panther, passing Robert Svehla. Dvorak finishes with 613 games before being traded to Atlanta at the trade deadline.

## FEBRUARY 3, 2011

Cory Stillman becomes the 262nd player in NHL history to skate in 1,000 career games when he skates against Philadelphia at the BankAtlantic Center.

## APRIL 9, 2011

The Panthers play in their 49th one-goal game of the season, a 1-0 victory over Washington to end the 2010-11 campaign. It's the most one-goal games (excluding ties) in franchise history, surpassing the 47 games in 2007-08.

## JUNE 1, 2011

The Panthers hire former Portland Pirates (AHL) coach Kevin Dineen as the franchise's new head coach.

## JUNE 25, 2011

The Panthers acquire All-Star defenseman Brian Campbell from the Chicago Blackhawks in exchange for Rostislav Olesz at the NHL Draft in Minnesota. Florida uses their first round pick (3rd overall) on Memorial Cup MVP Jonathan Huberdeau (Saint John) earlier that night and goes on to select 10 players overall. The Panthers cap off the momentous night when they unveil their new red home jerseys with the announcement of Huberdeau as their selection.

## JULY 1, 2011

GM Dale Tallon is very active on the first day of free agency, signing Sean Bergenheim, Tomas Fleischmann, Marcel Goc, Ed Jovanovski, Jose Theodore, Scottie Upshall, and Nolan Yonkman while acquiring Kris Versteeg from the Flyers.

## JULY 8, 2011

The Panthers host an introductory press conference to introduce the new players signed in free agency or acquired via trade over a week span at the end of June and beginning of July. The players present include Matt Bradley, Brian Campbell, Tomas Fleischmann, Ed Jovanovski, Tomas Kopecky, Jose Theodore, Scottie Upshall, Kris Versteeg and Nolan Yonkman.

# FLORIDA PANTHERS ALL-TIME HISTORY

## NOVEMBER 10, 2011

The Panthers make their first trip to Winnipeg since 1996 and come away victorious, 5-2. Kris Versteeg tallies his first career hat trick and the only one of the season for the Panthers.

## NOVEMBER 21, 2011

The Panthers find themselves down three goals after the first period against the New Jersey Devils. The Comeback Cats then proceed to score two goals in the second and two more in the third to get their largest regulation comeback in franchise history.

## JANUARY 16, 2012

Forward Stephen Weiss becomes the franchise's all-time leader in assists when he records his 232nd against Boston.

## FEBRUARY 23, 2012

Stephen Weiss becomes the franchise's all-time leader in games played when he takes the ice against Minnesota for his 614th game. Weiss finishes the season with 637.

## FEBRUARY 28, 2012

The Panthers jump out to a big lead against Toronto from the onset behind goals by Marcel Goc and Mike Santorelli. The quick 2-0 lead just 2:21 into the game is the fastest two goals in an away game in franchise history.

## MARCH 11, 2012

After a 2-0 victory against the Hurricanes, the Panthers stand atop the Southeast Division at the latest point in franchise history. The previous best was March 10th, 2000.

## MARCH 23, 2012

Defenseman Jason Garrison sets a franchise record for goals by a blueliner with his 16th against Edmonton.

## APRIL 7, 2012

After a 12 year playoff drought spanning 10 seasons, the Panthers finally get the monkey off their back as they defeat the Hurricanes 4-1 to clinch their first Southeast Division crown.

## APRIL 15, 2012

The Panthers win their first playoff game since April 17, 1997. Forward Stephen Weiss scores two goals in his playoff debut and Goalie Jose Theodore stops 23 shots to defeat the Devils, 4-2 in Game Two at the BankAtlantic Center

## JUNE 22-23, 2012

In their latest first round selection since the 2000 NHL Draft (28th overall) the Panthers select D Michael Matheson from Dubuque (USHL) with the 23rd overall selection in Pittsburgh. Florida makes five selections overall.

## SEPTEMBER 10, 2012

Sunrise Sports & Entertainment and BB&T announce a new 10-year naming rights agreement for the home of the Panthers, the BB&T Center.

## JANUARY 12, 2013

The NHL Players Association accepts the NHL's collective bargaining proposal, putting an end to the 113-day labor dispute that reduced the league's season from 82 to 48 games. The NHL season kicks off January 19.

## JANUARY 16, 2013

Defenseman Ed Jovanovski named captain of the Panthers. a 17-year veteran became the seventh captain in franchise history.

## FEBRUARY 26, 2013

Right Wing Tomas Kopecky netted his first career hat trick, recording four points (3-1-4) in a 6-4 win vs Pittsburgh.

## MARCH 5, 2013

Jonathan Huberdeau became the first Panther to score on two penalty shots in a season, and the first rookie to do so since David

Vyborny (2000-01).

## MARCH 1, 2013

Jonathan Huberdeau was named NHL's Rookie of the Month. He recorded nine points (6-3-9) in 13 games leading all rookies in goal scoring with six goals.

## MARCH 5, 2013

Markstrom won his first career home game with a 4-1 victory vs. Winnipeg. He faced 31 shots (30 saves), posting a .968 SV%.

## JUNE 15, 2013

Jonathan Huberdeau wins the Calder Trophy selected as the rookie most proficient in his first year of competition in the NHL. Huberdeau becomes the first Panther to win the award.

## JUNE 30, 2013

The Panthers select Aleksander Barkov with the second overall pick in the 2013 NHL Entry Draft.

## SEPTEMBER 27, 2013

A change in the team's ownership is announced as Vincent Viola assumes the role of Principal Owner, Chairman & Governor of the Florida Panthers, with Doug Cifu being named Vice Chairman, Partner & Alternate Governor.

## NOVEMBER 8, 2013

The Panthers hire San Antonio Rampage head coach, Peter Horachek as Interim Head Coach, replacing Kevin Dineen. John Madden and Brian Skrudland also named assistant coaches.

## JANUARY 7, 2014

Two Cats represented the Panthers at the 2014 Sochi Winter Olympic Games. Aleksander Barkov (Finland) became the youngest Panther in franchise history to become an Olympian, collecting a bronze medal. Tomas Kopecky (Slovakia) made his second Olympic appearance after participating in the 2010 Vancouver Olympics as well.

## MARCH 3, 2014

The Florida Panthers and SSE announce Rory Babich as the new President & CEO of the Florida Panthers and BB&T Center.

## MARCH 4, 2014

Roberto Luongo returns to South Florida after the Cats make a trade with the Vancouver Canucks in which the Panthers acquire Luongo and Steven Anthony in exchange for Jacob Markstrom and Shawn Matthias.

## MARCH 7, 2014

In a triumphant return to Sunrise, Roberto Luongo earns a 2-0 shutout against the Buffalo Sabres in his first game back in a Panthers sweater. Luongo made 25 saves and extended his franchise leading shutout record in the victory.

## APRIL 15, 2014

The Panthers win the 2014 Draft Lottery securing the first overall pick at the NHL Entry Draft for the first time since 1994. Vice President of Hockey Operations & Special Projects, Travis Viola represented the Panthers.

## JUNE 21, 2014

The Panthers hire former Columbus Blue Jackets coach Gerard Gallant as head coach. Gallant won two QMJHL Championships (2011 & 2012) and one Memorial Cup (2011) as head coach of the Saint John Sea Dogs, where he coached Jonathan Huberdeau and was named QMJHL and Canadian Hockey League Coach of the year twice (2010 & 2011).

# FLORIDA PANTHERS ALL-TIME HISTORY

**JUNE 27, 2014**

The Panthers select Aaron Ekblad, first overall in the 2014 NHL Entry Draft, making him their second (first overall) draft choice by Florida in franchise's history, and the first defenseman taken first overall in eight years.

**JULY 1, 2014**

Panthers GM Dale Tallon makes a splash in the first day of Free Agency signing Dave Bolland, Jussi Jokinen, Derek MacKenzie, Willie Mitchell, Al Montoya and Shawn Thornton.

**September 3, 2014**

The Panthers sign their 2014 first overall pick Aaron Ekblad to an entry-level contract.

**October 6, 2014**

On the Panthers' team building trip in Upstate New York, Willie Mitchell is named the eighth Captain in franchise history at the top of Mt. Thorne. Dave Bolland, Brian Campbell, Derek MacKenzie and Scottie Upshall are named Assistants.

**October 17, 2014**

With a 1-0 victory over the Buffalo Sabres, Gerard Gallant earns his first win as Head Coach of the Panthers. Roberto Luongo earned the shutout to pass Patrick Roy for 13th all-time on the NHL shutout list (67).

**November 1, 2014**

Aaron Ekblad scores his first NHL goal in the Panthers 2-1 victory over the Philadelphia Flyers at BB&T Center. Ekblad's first career goal set a new team record, ranking him as the youngest defenseman in franchise history to score a goal.

**SEPTEMBER 27, 2013**

A change in the team's ownership is announced as Vincent Viola assumes the role of Principal Owner, Chairman & Governor of the Florida Panthers, with Doug Cifu being named Vice Chairman, Partner & Alternate Governor.

**NOVEMBER 8, 2013**

The Panthers hire San Antonio Rampage head coach, Peter

Horachek as Interim Head Coach, replacing Kevin Dineen. John Madden and Brian Skrudland also named assistant coaches.

**JANUARY 7, 2014**

Two Cats represented the Panthers at the 2014 Sochi Winter Olympic Games. Aleksander Barkov (Finland) became the youngest Panther in franchise history to become an Olympian, collecting a bronze medal. Tomas Kopecky (Slovakia) made his second Olympic appearance after participating in the 2010 Vancouver Olympics as well.

**MARCH 3, 2014**

The Florida Panthers and SSE announce Rory Babich as the new President & CEO of the Florida Panthers and BB&T Center.

**MARCH 4, 2014**

Roberto Luongo returns to South Florida after the Cats make a trade with the Vancouver Canucks in which the Panthers acquire Luongo and Steven Anthony in exchange for Jacob Markstrom and Shawn Matthias.

**MARCH 7, 2014**

In a triumphant return to Sunrise, Roberto Luongo earns a 2-0 shutout against the Buffalo Sabres in his first game back in a Panthers sweater. Luongo made 25 saves and extended his franchise leading shutout record in the victory.

**APRIL 15, 2014**

The Panthers win the 2014 Draft Lottery securing the first overall pick at the NHL Entry Draft for the first time since 1994. Vice President of Hockey Operations & Special Projects, Travis Viola represented the Panthers.

**JUNE 21, 2014**

The Panthers hire former Columbus Blue Jackets coach Gerard Gallant as head coach. Gallant won two QMJHL Championships (2011 & 2012) and one Memorial Cup (2011) as head coach of the Saint John Sea Dogs, where he coached Jonathan Huberdeau and was named QMJHL and Canadian Hockey League Coach of the year twice (2010 & 2011).





# FLORIDA PANTHERS ALL-TIME HISTORY

**JUNE 27, 2014**

The Panthers select Aaron Ekblad, first overall in the 2014 NHL Entry Draft, making him their second (first overall) draft choice by Florida in franchise's history, and the first defenseman taken first overall in eight years.

**JULY 1, 2014**

Panthers GM Dale Tallon makes a splash in the first day of Free Agency signing Dave Bolland, Jussi Jokinen, Derek MacKenzie, Willie Mitchell, Al Montoya and Shawn Thornton.

**September 3, 2014**

The Panthers sign their 2014 first overall pick Aaron Ekblad to an entry-level contract.

**October 6, 2014**

On the Panthers' team building trip in Upstate New York, Willie Mitchell is named the eighth Captain in franchise history at the top of Mt. Thorne. Dave Bolland, Brian Campbell, Derek MacKenzie and Scottie Upshall are named Assistants.

**October 17, 2014**

With a 1-0 victory over the Buffalo Sabres, Gerard Gallant earns his first win as Head Coach of the Panthers. Roberto Luongo earned the shutout to pass Patrick Roy for 13th all-time on the NHL shutout list (67).

**November 1, 2014**

Aaron Ekblad scores his first NHL goal in the Panthers 2-1 victory over the Philadelphia Flyers at BB&T Center. Ekblad's first career goal set a new team record, ranking him as the youngest defenseman in franchise history to score a goal.

**SEPTEMBER 27, 2013**

A change in the team's ownership is announced as Vincent Viola assumes the role of Principal Owner, Chairman & Governor of the Florida Panthers, with Doug Cifu being named Vice Chairman, Partner & Alternate Governor.

**NOVEMBER 8, 2013**

The Panthers hire San Antonio Rampage head coach, Peter Horachek as Interim Head Coach, replacing Kevin Dineen. John Madden and Brian Skrudland also named assistant coaches.

**JANUARY 7, 2014**

Two Cats represented the Panthers at the 2014 Sochi Winter Olympic Games. Aleksander Barkov (Finland) became the youngest Panther in franchise history to become an Olympian, collecting a bronze medal. Tomas Kopecky (Slovakia) made his second Olympic appearance after participating in the 2010 Vancouver Olympics as well.

**MARCH 3, 2014**

The Florida Panthers and SSE announce Rory Babich as the new President & CEO of the Florida Panthers and BB&T Center.

**MARCH 4, 2014**

Roberto Luongo returns to South Florida after the Cats make a trade with the Vancouver Canucks in which the Panthers acquire Luongo and Steven Anthony in exchange for Jacob Markstrom and Shawn Matthias.

**MARCH 7, 2014**

In a triumphant return to Sunrise, Roberto Luongo earns a 2-0 shutout against the Buffalo Sabres in his first game back in a Panthers sweater. Luongo made 25 saves and extended his franchise leading shutout record in the victory.

**APRIL 15, 2014**

The Panthers win the 2014 Draft Lottery securing the first overall pick at the NHL Entry Draft for the first time since 1994. Vice President of Hockey Operations & Special Projects, Travis Viola represented the Panthers.

**JUNE 21, 2014**

The Panthers hire former Columbus Blue Jackets coach Gerard Gallant as head coach. Gallant won two QMJHL Championships (2011 & 2012) and one Memorial Cup (2011) as head coach of the Saint John Sea Dogs, where he coached Jonathan Huberdeau and was named QMJHL and Canadian Hockey League Coach of the year twice (2010 & 2011).

**JUNE 27, 2014**

The Panthers select Aaron Ekblad, first overall in the 2014 NHL Entry Draft, making him their second (first overall) draft choice by Florida in franchise's history, and the first defenseman taken first overall in eight years.

**JULY 1, 2014**

Panthers GM Dale Tallon makes a splash in the first day of Free Agency signing Dave Bolland, Jussi Jokinen, Derek MacKenzie, Willie Mitchell, Al Montoya and Shawn Thornton.

**December 16, 2014**

Nick Bjugstad scores the game-winner in a NHL record-setting 20-round shootout to lead the Panthers to a 2-1 victory. The Panthers' shootout victory makes history in length, amount of scorers and amount of saves. The six Panthers scorers in the shootout, Jussi Jokinen, Dave Bolland, Derek MacKenzie, Sean Bergenheim, Dylan Olsen and Nick Bjugstad make the Cats the first team in history to have six scorers in a shootout. Roberto Luongo stopped 15 of the 20 shooters in the shootout, marking the most saves made by a goaltender in a shootout in NHL history.

**January 4, 2015**

With an assist, Aaron Ekblad earns his 21st point of the season, passing Ed Jovanovski for first all-time in points among Panthers rookie defensemen.

**January 25, 2015**

Aaron Ekblad and Roberto Luongo represent the Florida Panthers at the NHL All-Star Game at Nationwide Arena in Columbus, Ohio. Ekblad, the youngest player in the All-Star Game, records four points in his All-Star debut, tying a franchise record for points in an All-Star Game. Luongo makes his fourth All-Star Game appearance, second with Florida.

**February 6, 2015**

The Florida Panthers announce Peter Luukko as the new Executive Chairman of the Florida Panthers and BB&T Center.

**February 26, 2015**

The Florida Panthers acquire Jaromir Jagr from the New Jersey Devils in exchange for a 2015 second round pick. The future Hall of Famer is the active leader in games played, goals, assists, points and shots.

**February 28, 2015**

Jaromir Jagr makes his Panthers debut in the club's 5-3 victory over the Buffalo Sabres.

**March 19, 2015**

Jaromir Jagr records his 718th career goal in the Panthers 3-1 victory over the Detroit Red Wings. The goal puts Jagr at fifth on the all-time goals list, passing Phil Esposito.

# FLORIDA PANTHERS ALL-TIME HISTORY

**March 21, 2015**

In his 600th NHL game, Shawn Thornton becomes just the third player in history to play 600 games in both the NHL and AHL, while becoming the first to play 600 games in the AHL prior to reaching the NHL milestone.

**April 2, 2015**

In the Panthers 6-1 victory over the Carolina Hurricanes, Roberto Luongo turned aside 32 of 33 shots to earn his 400th career win, becoming only the 11th goaltender in history to do so.

**April 9, 2015**

Notching two points, including his 1800th career point in the Panthers 4-2 win over the Boston Bruins, Jaromir Jagr passes Ron Francis for fourth all-time in points.

**April 11, 2015**

Topping the New Jersey Devils 3-2 in the final game of the season, the Panthers finish 2014-15 as the league's most improved team. The Cats' 91 points marks a 25-point improvement over their 2013-14 performance.

**June 26, 2015**

For the second time, the Panthers host the 2015 NHL Draft at BB&T Center. In front of the hometown crowd, the Panthers select Lawson Crouse of the Kingston Frontenacs with the 11th overall pick.

**July 1, 2015**

The Florida Panthers acquire Reilly Smith and Marc Savard from the Boston Bruins in exchange for Jimmy Hayes.

**July 15, 2015**

The Panthers sign their 2015 first-round pick, Lawson Crouse to an entry-level contract.

**July 29, 2015**

The Panthers and 1210 ESPN Deportes announce that all 2015-16 home games will be available in Spanish via radio. Arley Londoño will serve as the official Spanish-language play-by-play announcer of the Panthers, while Octavio Sequera will serve as analyst and color commentator.

**August 12, 2015**

After being named Miami New Times Best Sportscaster of 2015 for his colorful radio-play-by-play, the Panthers and FOX Sports announce that "Red Deer" Randy Moller will join the FOX Sports broadcast team as Television Analyst.

**August 20, 2015**

The Panthers announce that Doug Plagens will be the new voice of the team's radio-play-by-play on the newly formed Florida Panthers Radio Network.

**September 8, 2015**

JetBlue and the Florida Panthers partner with Cure and the Dominican Republic Ministry of Tourism to visit Santo Domingo for a hospital visit and youth hockey clinic, marking the fifth consecutive offseason that the Panthers have extended their outreach in the community to the Caribbean. Among those who participate are forward Vincent Trocheck and television analyst Randy Moller.

**August 24, 2015**

The Panthers participate in a four-team, three-day rookie tournament hosted by the Tampa Bay Lightning at Germain Arena in Estero, Fla. The Nashville Predators and Washington Capitals prospects join Florida and Tampa Bay in the tournament.

**September 15, 2015**

The Panthers and Eastern Airlines unveil a customized 737-700 charter plane to serve as the main transport of the team for the upcoming season.

**September 17, 2015**

The Panthers re-sign 2013 Rookie of the Year Jonathan Huberdeau to a two-year contract. Huberdeau finished the 2014-15 season as the team's leading scorer, while setting personal bests in goals (15), assists (39), points (54) and games played (79).

**September 22, 2015**

The South Florida Sports Hall of Fame announces that former Panthers goaltender John Vanbiesbrouck (1993-98), will be inducted alongside seven other South Florida sports stars including former Miami Dolphins great Zach Thomas and "Mr. Marlin" Jeff Conine of the Florida Marlins.

**October 1, 2015**

Original Panther Bill Lindsay joins Doug Plagens on the Panthers Radio Network as color analyst for all Panthers home games.

**October 10, 2015**

The Panthers open the 2015-16 season to a sell-out crowd of 19,434 at the BB&T Center as they defeat the Philadelphia Flyers 7-1. Vincent Trocheck leads the way with four points (1-3-4), including the game's opening goal. Trocheck, Nick Bjugstad, Reilly Smith and Jussi Jokinen set a modern day record for the fastest four goals to open a season in the game's opening 6:46. The four goals also set a new franchise record for fastest four goals to start a game. Both in their first season opener with Florida, Smith and Jaromir Jagr each record two goals.

**October 27, 2015**

In a 4-1 win over Colorado, Roberto Luongo reaches sole possession of ninth all-time in wins, passing Grant Fuhr with his 404th career victory.

**December 20, 2015**

The Panthers win their fifth consecutive game defeating the Vancouver Canucks in a 5-4 shootout win. Jaromir Jagr is the second Panther to score in the game, recording his 732nd career goal to pass Marcel Dionne for sole possession of fourth all-time in goals.

**December 29, 2015**

Florida defeats the Montreal Canadiens 3-1 at the BB&T Center to tie a franchise record for with seven consecutive wins. The win over Montreal closes out the most successful month in franchise history, as the Panthers finished with an 11-3-0 record and tallied a league-leading 22 points. In the month of December, Aleksander Barkov led the team with 13 points, while he, Aaron Ekblad and Reilly Smith each scored five goals. The Panthers entered the month 11th in the Eastern Conference and sixth in the Atlantic Division and completed December second in the East and first in the Atlantic. Following the game vs. Montreal, Barkov was awarded the "Spacey in Space" hoodie, marking the first time the post-game award was worn by a player.

**January 1, 2016**

The Panthers begin the new year announcing a multi-year extension for General Manager Dale Tallon and name Portland Pirates head coach Tom Rowe the club's new Associate General Manager.



# FLORIDA PANTHERS ALL-TIME HISTORY

**January 2, 2016**

Following the news of Dale Tallon's extension, the Panthers extend Head Coach Gerard Gallant to a multi-year deal. The same day, the NHL announces that Panthers forward Jaromir Jagr has been named the Captain of the Atlantic Division team for the 2016 NHL All-Star Game. The honor for Jagr marks his 13th career All-Star Game selection.

**January 3, 2016**

Jaromir Jagr scores twice to lead the Panthers to their franchise record seventh consecutive home win in a 2-1 win over the Minnesota Wild. The win is Florida's ninth consecutive victory overall.

**January 6, 2016**

Head Coach Gerard Gallant, defenseman Aaron Ekblad and goaltender Roberto Luongo join forward Jaromir Jagr in being named to the 2016 NHL All-Star Game in Nashville. Gallant is the only second Panthers coach to be named to an All-Star Game, following Doug MacLean (1996, 1997). Ekblad and Luongo are named to the All-Star Game for the second consecutive season. Florida's four are the most to represent the Panthers at a single All-Star Game in history.

**January 10, 2016**

Florida's 2-1 win in Edmonton marks a franchise record 12th consecutive victory. The team's 12-game winning streak began with a 5-1 win on Dec. 15 in Brooklyn against the New York Islanders. During the streak the Panthers set franchise records for consecutive wins (12), home wins (7) and road wins (6).

**January 22, 2016**

Roberto Luongo and the Panthers shut out the reigning Stanley Cup Champion Chicago Blackhawks 3-0 at the BB&T Center. Luongo's 27 saves earned him sole possession of 11th all-time in shutouts (71) passing Lorne Chabot and Harry Lumley.

**January 23, 2016**

The Panthers top the reigning Eastern Conference Champion Tampa Bay Lightning 3-1 only 24 hours after defeating the defending Stanley Cup Champion Chicago Blackhawks 3-0. With the two wins, the Cats become the first team since the 1990-91 Calgary Flames to defeat the previous season's Stanley Cup finalists in consecutive nights.

**January 26, 2016**

In the midst of a breakout season, the Panthers extend center Aleksander Barkov to a six-year contract. 38 games into the season, Barkov has recorded 30 points (12-18-30) and recorded 14 points (6-8-14) during Florida's 12-game winning streak.

**February 4, 2016**

Both Jaromir Jagr and Roberto Luongo make history in Florida's 6-3 win over the Detroit Red Wings. Jagr becomes only the sixth player in NHL history to record 1,100 assists, while Luongo makes 36 saves to earn his 424th career win and pass Tony Esposito for seventh all-time. Luongo also collects a franchise-best ninth consecutive home win in the victory.

**February 8, 2016**

The NHL names Vincent Trocheck third star of the week for the week ending February 7. Trocheck recorded six points (3-3-6) in three games during the week.

**February 20, 2016**

In a 3-1 win over the Winnipeg Jets, Jaromir Jagr once again makes NHL history. Scoring Florida's first goal, Jagr records his 741st career goal, tying Brett Hull for third all-time. Jagr strikes again with the Panthers third goal of the game, passing Hull and claiming third all-time for himself with his 742nd career goal.

**February 22, 2016**

The NHL names Jaromir Jagr first star of the week for the week ending February 21. During the week Jagr scored three goals in three games and became the 10th player in NHL history to appear in a game at age 44, celebrating his birthday on Feb. 15 in a 2-1 shootout win vs. Pittsburgh.

**February 27, 2016**

The Panthers pounce before the trade deadline acquiring forward Jiri Hudler from the Calgary Flames in exchange for a 2016 second round draft pick and a 2018 fourth round pick. The Panthers then acquired defenseman Jakub Kindl from the Detroit Red Wings for a 2017 sixth round pick and ended their trade activity for the day acquiring forward Teddy Purcell from the Edmonton Oilers in exchange for a 2016 third round pick.

**February 28, 2016**

Head Coach Gerard Gallant is named an assistant coach for Team North America at the 2016 World Cup of Hockey.

**March 3, 2016**

Earning an assist on an Erik Gudbranson goal in a 3-2 loss at Colorado, Jaromir Jagr registers his 1,850th career point tying "Mr. Hockey" Gordie Howe for third all-time in points.

**March 7, 2016**

With an assist on Aleksander Barkov's 20th goal of the season vs. Boston, Jaromir Jagr passes Gordie Howe with his 1,851st career point, claiming sole possession of third all-time on the NHL points list. Jagr also played in his 1,613th NHL game that night, passing Ray Bourque for ninth all-time in career games played. Despite overcoming a three-goal deficit, Florida fell 5-4 in overtime.

**March 14, 2016**

The NHL names Vincent Trocheck second star of the week for the week ending March 13. Trocheck recorded six points (1-5-6) in three games during the week to earn a star of the week honors for the second time of the season.

**March 19, 2016**

The Panthers sell out to a franchise attendance record crowd of 20,817 as Mr. Spacey in Space himself, Kevin Spacey touches down in Sunrise. However, the Panthers fall to Detroit 5-3.

**April 2, 2016**

With a 4-3 win over Montreal at the BB&T Center, the Panthers surpass their franchise record for wins in a season set in 1999-00, after registering their 44th victory of 2015-16.

**April 3, 2016**

With Boston's 6-4 loss to Chicago, the Panthers clinch a playoff berth for the 2016 Stanley Cup Playoffs.

**April 4, 2016**

With a 4-3 win over Toronto at the Air Canada Centre, the Panthers reach 98 points, surpassing the 97-point franchise record set in 1999-00. The win is the 700th in franchise history.

# FLORIDA PANTHERS ALL-TIME HISTORY

**April 5, 2016**

Brian Campbell plays in his 1,000th NHL game as the Cats defeat Montreal 4-1 at the Bell Centre. The game also marks Campbell's 374th consecutive game with Florida, marking a new franchise record for consecutive games played. With the win and a Tampa Bay Lightning loss to the New York Rangers, the Panthers clinch the Atlantic Division, marking the second time in franchise history that Cats have won a division title. Florida reaches the 100 point mark for the first time in franchise history.

**April 9, 2016**

The Panthers name Matt Caldwell President and CEO of Sunrise Sports and Entertainment.

With a 5-2 win to close out the 2015-16 season, Roberto Luongo earns his 35th win of the season, tying his own franchise record for wins in a season set in 2005-06. The Panthers finish the season with new franchise records for wins (47) and points (103).

**April 14, 2016**

The Cats kick off the 2016 Stanley Cup Playoffs with game one of the Eastern Conference quarterfinals against the New York Islanders. Florida falls 5-4 in game one.

**April 15, 2016**

The Panthers get their first win of the postseason and their first since April 21, 2012, topping the Islanders 3-1. Roberto Luongo makes 41 saves to earn first star of the game honors.

**April 17, 2016**

Reilly Smith becomes the first Panthers player to record three consecutive multi-point games in the playoffs after he posted three points (1-2-3) in Florida 4-3 overtime loss to the Islanders in game three of the 2016 Eastern Conference quarterfinals.

**April 30, 2016**

Center Aleksander Barkov is named a finalist for the 2016 Lady Byng Memorial Trophy joining Boston's Loui Eriksson and Los Angeles' Anze Kopitar.

**May 1, 2016**

Forward Jaromir Jagr is named a finalist for the 2016 Bill Masterton Memorial Trophy joining Pittsburgh Penguins forward Pascal Dupuis and New York Rangers forward Mats Zuccarello.

**May 5, 2016**

The ageless wonder Jaromir Jagr re-signs with Florida for another

season after leading the team with 66 points (27-39-66) in 79 games. The very same day, head coach Gerard Gallant is named a finalist for the 2016 Jack Adams Trophy joining Dallas' Lindy Ruff and Washington's Barry Trotz.

**May 16, 2016**

The Panthers announce that executive vice president and general manager Dale Tallon has been promoted to President of Hockey Operations, and that associate general manager Tom Rowe has been promoted to general manager. Rowe becomes the 10th general manager in franchise history. Eric Joyce and Steve Werier are named assistant general managers.

**May 23, 2016**

The Panthers announce an American Hockey League affiliation with Springfield Hockey, LLC following the company's purchase and relocation of the Portland Pirates. The team will play their home games at the MassMutual Center in Springfield, Mass. Panthers Assistant GM Eric Joyce will serve as Springfield's General Manager.

**May 25, 2016**

The Panthers make their first trade of the offseason acquiring forward Jared McCann, a 2016 second round pick (33rd overall) and a 2016 fourth round pick (94th overall) from Vancouver in exchange for defenseman Erik Gudbranson and a 2016 fifth round pick (previously acquired from the New York Islanders).

**June 2, 2016**

A new era in Sunrise begins as the Panthers reveal their new logo, as well as their new uniforms at an unveil party at the BB&T Center. Owners Vinnie Viola and Doug Cifu are joined onstage by John Viola, who assisted in designing the new look. Panthers players Aaron Ekblad, Steven Kampfer, Shawn Thornton and Vincent Trocheck model the new uniforms and are joined by Panthers alumni Radek Dvorak, Olli Jokinen, Ed Jovanovski and Bill Lindsay. The new shield logo displays a more stoic and mature Panther at the center with "Panthers" written across the shield for home uniforms and "Florida" written across for the roads. The new logo borrows inspiration from the 101st Airborne Division. Replacing the leaping cat, the new shield marks the first major change to the team's primary logo since the inception of the team in 1993. Other changes include a new secondary logo with a prowling Panther over a stylized Florida state flag. A tertiary logo includes a modernized version of the leaping cat and will be worn on the player's helmets.





# FLORIDA PANTHERS ALL-TIME HISTORY

**June 6, 2016**

Adam Fullerton is named the new General Manager of the BB&T Center. Fullerton previously served as Director of Arena Operations.

**June 7, 2016**

The Panthers announce that Dave Barr will join the team's coaching staff as Associate Coach for the upcoming season and that Scott Allen will serve as an Assistant Coach.

**June 15, 2016**

The Panthers new AHL affiliate in Springfield, Mass., announces that the team will be called the Springfield Thunderbirds.

**June 16, 2016**

Panthers pro scout Peter Mahovlich is named Special Advisor to Ownership.

**June 17, 2016**

The Panthers announce that Jason Bukala and Toby O'Brien are the team's new Co-Directors of Amateur Scouting and that Al Tuer will be the team's new head pro scout. Bukala spent the previous five seasons as Florida's assistant head amateur scout, while Tuer spent the previous six seasons as a pro scout for the Panthers.

**June 20, 2016**

The Panthers acquire the negotiating rights for pending unrestricted free agent defenseman Keith Yandle from the New York Rangers in exchange for a 2016 sixth round pick and a conditional 2017 draft pick.

**June 22, 2016**

Jaromir Jagr is awarded the Bill Masterton Memorial Trophy at the 2016 NHL Awards in Las Vegas. Jagr is the first Panther to receive this honor. Gerard Gallant finished second in voting for the Jack Adams Award, while Aleksander Barkov finished second in voting for the Lady Byng.

**June 23, 2016**

The Panthers acquire goaltender Reto Berra from the Colorado Avalanche in exchange for forward Rocco Grimaldi.

**June 24, 2016**

Florida has a busy first day of the 2016 NHL Draft in Buffalo as All-Star defenseman Keith Yandle officially becomes a Panther, signing a seven-year contract with the club. With their first

round pick, the Cats select Finnish center Henrik Borgstrom 23rd overall. Borgstrom is committed to the University of Denver.

**June 25, 2016**

Early into day two of the 2016 NHL Draft the Panthers acquire defenseman Mark Pysyk, a 2016 second round pick (38th overall) and 2016 third round pick (89th overall) from Buffalo in exchange for defenseman Dmitry Kulikov and Florida's 2016 second round pick (33rd overall), previously acquired from Vancouver. With the two picks acquired from Buffalo the Panthers select forward Adam Mascherin (38th) and defenseman Linus Nassen (89th overall). The Panthers also select defenseman Riley Stillman in the fourth round (114th overall) on the second day of the draft. Riley, an alum of the Jr. Panthers is the son of former Panthers winger Cory Stillman.

**July 1, 2016**

On the first day of free agency Florida is one of the busiest teams in the league, locking up All-Star defenseman Aaron Ekblad to an eight year contract extension. The Cats also announce the signings of goaltender James Reimer to a five-year contract, forwards Colton Sceviour and Jonathan Marchessault to two-year contracts and defenseman Ian McCoshen to a three-year, entry-level contract.

**July 2, 2016**

The Panthers continue to add to their blueline signing free-agent defenseman Jason Demers to a five-year contract.

**July 3, 2016**

The Panthers continue to secure their future re-signing two of their young core players. The Panthers lock up both center Vincent Trocheck to a six-year contract and forward Reilly Smith to a five-year contract. Trocheck finished the 2015-16 season with a career-high 25 goals, 28 assists and 53 points in 76 games. Smith finished the season with a career-high 25 goals and 50 points in 82 games.

**July 6, 2016**

Florida continues their summer of signings as they extend veteran center Derek MacKenzie to a two-year contract extension.

**July 20, 2016**

The Panthers continue their partnership with their flagship radio partner CBS RADIO's 560 WQAM, signing a multi-year contract extension.



# FLORIDIA PANTHERS ***ALL-TIME HISTORY***

Aug. 25, 2016

The Panthers acquire a 2017 3rd round pick and a 2018 2nd round pick from the Arizona Coyotes in exchange for forwards Dave Bolland and Lawson Crouse.

Sept. 7, 2016

The Panthers announce that they have signed F Jonathan Huberdeau to a six-year contract extension.



*ALL-TIME PLAYOFF*

# *RECORDS*

*FLORIDA PANTHERS*





# PLAYOFF RECORDS

Reebok Reebok Reebok Reebok



# FLORIDA PANTHERS PLAYOFF HISTORY (ALL-TIME)

## 1996 Eastern Conference Quarterfinals

DATE	OPPONENT	RESULT	SCORE	ATTENDANCE
4/17	Boston	W	6-3	14,703*
4/22	Boston	W	6-2	14,703*
4/24	@ Boston	W	4-2	14,922
4/25	@ Boston	L	2-6	14,810
4/27	Boston	W	4-3	14,703*

### GOALS

Sheppard (2), Hough, Hull, Woolley, Garpenlov  
Jovanovski, Sheppard, Lowry (2), Woolley, Garpenlov  
Hull (2), Mellanby, Hough  
Lindsay, Sheppard  
Skrudland, Laus, Lowry, Lindsay

## 1996 Eastern Conference Semifinals

DATE	OPPONENT	RESULT	SCORE	ATTENDANCE
5/2	@ Philadelphia	W	2-0	17,380
5/4	@ Philadelphia	L	2-3	17,380
5/7	Philadelphia	L	1-3	14,703*
5/9	Philadelphia	W-OT	4-3	14,703*
5/12	@ Philadelphia	W-2OT	2-1	17,380
5/14	Philadelphia	W	4-1	14,703*

### GOALS

Barnes, Lowry  
Sheppard, Lowry  
Laus  
Niedermayer (2), Barnes, Lowry  
Barnes, Hough  
Lindsay, Niedermayer, Lowry, Garpenlov

## 1996 Eastern Conference Finals

DATE	OPPONENT	RESULT	SCORE	ATTENDANCE
5/18	@ Pittsburgh	W	5-1	17,355
5/20	@ Pittsburgh	L	2-3	17,181
5/24	Pittsburgh	W	5-2	14,703*
5/26	Pittsburgh	L	1-2	14,703*
5/28	@ Pittsburgh	L	0-3	17,355
5/30	Pittsburgh	W	4-3	14,703*
6/1	@ Pittsburgh	W	3-1	17,355

### GOALS

Lowry (2), Fitzgerald (2), Mellanby  
Sheppard, Lindsay  
Sheppard, Dvorak, Barnes (2), Straka  
Lowry  
  
Mellanby, Lindsay, Straka, Niedermayer  
Hough, Fitzgerald, Garpenlov

## 1996 Stanley Cup Finals

DATE	OPPONENT	RESULT	SCORE	ATTENDANCE
6/4	@ Colorado	L	1-3	16,061
6/6	@ Colorado	L	1-8	16,061
6/8	Colorado	L	2-3	14,703*
6/10	Colorado	L-3OT	0-1	14,703*

### GOALS

Fitzgerald  
Barnes  
Sheppard, Niedermayer

## 1997 Eastern Conference Quarterfinals

DATE	OPPONENT	RESULT	SCORE	ATTENDANCE
4/17	NY Rangers	W	3-0	14,703*
4/20	NY Rangers	L	0-3	14,703*
4/22	@ NY Rangers	L-OT	3-4	18,200
4/23	@ NY Rangers	L	2-3	18,200
4/25	NY Rangers	L-OT	2-3	14,703*

### GOALS

Garpenlov, Muller, Niedermayer  
  
Garpenlov, Sheppard, Svehla  
Niedermayer, Nemirovsky  
Hough, Sheppard

## 2000 Eastern Conference Quarterfinals

DATE	OPPONENT	RESULT	SCORE	ATTENDANCE
4/13	@ New Jersey	L	3-4	15,024
4/16	@ New Jersey	L	1-2	17,206
4/18	New Jersey	L	1-2	19,250*
4/20	New Jersey	L	1-4	19,250*

### GOALS

Niedermayer, Worrell, Sillinger  
Sillinger  
Whitney  
Bure

## 2012 Eastern Conference Quarterfinals

DATE	OPPONENT	RESULT	SCORE	ATTENDANCE
4/13	New Jersey	L	2-3	19,119*
4/15	New Jersey	W	4-2	19,248*
4/17	@ New Jersey	W	4-3	17,625
4/19	@ New Jersey	L	0-4	17,625
4/21	New Jersey	W	3-0	19,513*
4/24	@ New Jersey	L-OT	2-3	17,625
4/26	New Jersey	L-2OT	2-3	19,313*

### GOALS

Bergenheim, Versteeg  
Weiss (2), Goc, Fleischmann  
Bergenheim, Garrison, Weaver, Campbell  
  
Versteeg, Upshall, Kopecky  
Versteeg, Bergenheim  
Weiss, Goc

\*=Home Sellout Underline=GWG

# FLORIDIA PANTHERS PLAYOFF HISTORY ( ALL-TIME )

## 2016 Eastern Conference Quarterfinals

DATE	OPPONENT	RESULT	SCORE	ATTENDANCE
4/14	NY Islanders	L	4-5	17,422
4/15	NY Islanders	W	3-1	18,373
4/17	@ NY Islanders	L	3-4 (OT)	15,795
4/20	@ NY Islanders	W	2-1	15,795
4/22	NY Islanders	L	1-2(2OT)	20,247*
4/24	@ NY Islanders	L	1-2(2OT)	15,795

### GOALS

Purcell, Jokinen, Smith (2)  
 Smith, Bjugstad, Kulikov  
 Smith, Barkov, Bjugstad  
 Purcell, Petrovic  
 Barkov  
 Huberdeau

\*=Home Sellout Underline=GWG



# FLORIDA PANTHERS PLAYOFF HISTORY (ALL-TIME)

## PANTHERS 1996 PLAYOFF SCORING

NO	NAME	GP	G	A	PTS	PIM	+/-	PP	SH	GW	GT	SHOTS	PCTG
10	Lowry	22	10	7	17	39	8	4	0	2	1	45	22.2
26	Sheppard	21	8	8	16	0	4	3	0	0	0	47	17.0
14	Barnes	22	6	10	16	4	10	2	0	2	0	57	10.5
11	Lindsay	22	5	5	10	18	6	0	1	1	0	33	15.2
27	Mellanby	22	3	6	9	44	-10	2	0	0	0	57	5.3
55	*Jovanovski	22	1	8	9	52	2	0	0	0	0	51	2.0
44	Niedermayer	22	5	3	8	12	-8	2	0	2	0	48	10.4
21	Fitzgerald	22	4	4	8	34	3	0	0	2	0	31	12.9
6	Woolley	13	2	6	8	14	3	1	0	1	0	27	7.4
3	Laus	21	2	6	8	62	3	0	0	0	0	18	11.1
29	Garpenlov	20	4	2	6	8	-2	0	0	0	0	35	11.4
24	Svehla	22	0	6	6	32	3	0	0	0	0	38	.0
18	Hough	22	4	1	5	8	5	0	0	2	1	38	10.5
12	Hull	14	3	2	5	0	4	0	0	0	0	18	16.7
28	Straka	13	2	2	4	2	-2	0	0	0	0	20	10.0
9	*Dvorak	16	1	3	4	0	2	0	0	0	0	36	2.8
20	Skrudland	21	1	3	4	18	6	0	0	0	0	27	3.7
5	Murphy	14	0	4	4	6	1	0	0	0	0	53	.0
2	Carkner	22	0	4	4	10	8	0	0	0	0	15	.0
23	Warrener	21	0	3	3	10	3	0	0	0	0	14	.0
40	*Washburn	1	0	1	1	0	0	0	0	0	0	0	.0
34	Vanbiesbrouck	22	0	1	1	20	0	0	0	0	0	0	.0
25	Smith	1	0	0	0	2	-1	0	0	0	0	0	.0
30	Fitzpatrick	2	0	0	0	0	0	0	0	0	0	0	.0

SW#	GOALTENDERS	GP	W	L	GA	A	MINS	EN	SO	GA	SASV%	G	A	PIM
34	Vanbiesbrouck	22	12	10	2.25	1332	1	1	50	735.932	0	1	20	
30	Fitzpatrick	2	0	0	6.00	60	0	0	6	30.800	0	0	0	
TOTALS														
		22	12	10	2.45	1392	1	1	56	765.926	0	1	20	

## PANTHERS 1997 PLAYOFF SCORING

NO	NAME	GP	G	A	PTS	PIM	+/-	PP	SH	GW	GT	SHOTS	PCTG
24	Svehla	5	1	4	5	4	-4	1	0	0	0	13	7.7
5	Murphy	5	0	5	5	4	0	0	0	0	0	18	.0
44	Niedermayer	5	2	1	3	6	-1	1	0	0	0	5	40.0
9	Muller	5	1	2	3	4	-3	1	0	0	0	20	5.0
29	Garpenlov	4	2	0	2	4	0	2	0	1	0	6	33.3
26	Sheppard	5	2	0	2	0	-4	1	0	0	0	12	16.7
27	Mellanby	5	0	2	2	4	-1	0	0	0	0	6	.0
15	*Nemirovsky	3	1	0	1	0	-2	0	0	0	0	4	25.0
18	Hough	5	1	0	1	2	-2	0	0	0	0	10	10.0
11	Lindsay	3	0	1	1	8	0	0	0	0	0	4	.0
21	Fitzgerald	5	0	1	1	0	-1	0	0	0	0	14	.0
3	Laus	5	0	1	1	4	-3	0	0	0	0	6	.0
23	Wells	3	0	0	0	0	-1	0	0	0	0	1	.0
19	Dvorak	3	0	0	0	0	0	0	0	0	0	1	.0
28	Straka	4	0	0	0	0	-2	0	0	0	0	2	.0
2	Carkner	5	0	0	0	6	-3	0	0	0	0	7	.0
12	Hull	5	0	0	0	0	-1	0	0	0	0	12	.0
10	Lowry	5	0	0	0	0	-3	0	0	0	0	8	.0
34	Vanbiesbrouck	5	0	0	0	0	0	0	0	0	0	0	.0
55	Jovanovski	5	0	0	0	4	-4	0	0	0	0	7	.0
7	Warrener	5	0	0	0	0	0	0	0	0	0	5	.0

SW#	GOALTENDERS	GP	W	L	GA	A	MINS	EN	SO	GA	SASV%	G	A	PIM
34	Vanbiesbrouck	5	1	4	2.38	328	0	1	13	184.929	0	0	0	
TOTALS		5	1	4	2.37	329	0	1	13	184.929	0	0	0	

# FLORIDA PANTHERS PLAYOFF HISTORY (ALL-TIME)

## PANTHERS 2000 PLAYOFF SCORING

NO	NAME	GP	G	A	PTS	PIM	+/-	PP	SH	GW	GT	SHOTS	PCTG
10	Bure	4	1	3	4	2	-3	1	0	0	0	15	6.7
16	Sillinger	4	2	1	3	2	-1	0	0	0	0	7	28.6
14	Whitney	4	1	0	1	4	-2	0	0	0	0	17	5.9
44	Niedermayer	4	1	0	1	6	-1	0	0	0	0	5	20.0
8	Worrell	4	1	0	1	8	-2	0	0	0	0	6	16.7
27	Mellanby	4	0	1	1	2	0	0	0	0	0	4	.0
2	Pitlick	4	0	1	1	0	0	0	0	0	0	2	.0
24	Svehla	4	0	1	1	4	0	0	0	0	0	4	.0
12	Hicks	4	0	1	1	4	-1	0	0	0	0	4	.0
25	Kozlov	4	0	1	1	0	-3	0	0	0	0	6	.0
21	Parrish	4	0	1	1	0	-2	0	0	0	0	5	.0
9	Barrie	4	0	0	0	0	-1	0	0	0	0	3	.0
29	Vernon	4	0	0	0	10	0	0	0	0	0	0	.0
4	Hedican	4	0	0	0	0	1	0	0	0	0	5	.0
3	Laus	4	0	0	0	8	0	0	0	0	0	5	.0
7	Wilson	4	0	0	0	0	-5	0	0	0	0	1	.0
22	Simpson	4	0	0	0	4	-4	0	0	0	0	2	.0
13	Kvasha	4	0	0	0	0	0	0	0	0	0	6	.0
28	Spacek	4	0	0	0	0	-1	0	0	0	0	7	.0

SW#	GOALTENDERS	GP	W	L	GA	AMINS	EN	SO	GA	SASV%	G	A	PIM
29	Vernon	4	0	4	3.04	237	0	12	136	.912	0	0	10
TOTALS		4	0	4	3.00	240	0	0	12	136	.912	0	10

## PANTHERS 2012 PLAYOFF SCORING

NO	NAME	GP	G	A	PTS	PIM	+/-	PP	SH	GW	GT	SHOTS	PCTG
20	Bergenheim	7	3	3	6	4	-2	1	0	0	0	24	12.5
9	Weiss	7	3	2	5	6	0	3	0	0	0	12	25.0
32	Versteeg	7	3	2	5	8	2	2	0	1	0	18	16.7
57	Goc	7	2	3	5	0	0	1	0	1	0	14	14.3
51	Campbell	7	1	4	5	2	-2	1	0	1	0	9	11.1
26	Samuelsson	7	0	5	5	2	-1	0	0	0	0	14	0.0
14	Fleischmann	7	1	2	3	2	0	0	0	0	0	13	7.7
52	Garrison	4	1	2	3	0	-2	1	0	0	0	12	8.3
19	Upshall	7	1	2	3	4	-1	0	0	0	0	9	11.1
43	Weaver	7	1	0	1	0	-1	0	0	0	0	6	16.7
82	Kopecky	7	1	0	1	4	-3	0	1	0	0	10	10.0
7	Kulikov	7	0	1	1	4	-4	0	0	0	0	15	.0
18	Matthias	7	0	1	1	6	-2	0	0	0	0	9	.0
25	Smithson	5	0	1	1	2	-2	0	0	0	0	1	.0
23	Strachan	2	0	1	1	0	2	0	0	0	0	0	.0
30	Clemmensen	3	0	1	1	0	0	0	0	0	0	0	.0
55	Jovanovski	7	0	0	0	4	-1	0	0	0	0	7	.0
44	*Gudbranson	7	0	0	0	8	-2	0	0	0	0	5	.0
10	Madden	7	0	0	0	0	-3	0	0	0	0	5	.0
16	Sturm	7	0	0	0	4	-3	0	0	0	0	8	.0
8	Wolski	2	0	0	0	4	-1	0	0	0	0	4	.0
4	Ellerby	1	0	0	0	2	0	0	0	0	0	0	.0
60	Theodore	5	0	0	0	0	0	0	0	0	0	0	.0

SW#	GOALTENDERS	GP	W	L	GA	AMINS	EN	SO	GA	SASV%	G	A	PIM
60	Theodore	5	2	2	2.46	268	0	1	11	.919	0	0	0
30	Clemmensen	3	1	2	2.35	179	0	0	7	.920	0	1	0
TOTALS		8	3	4	2.42	447	0	1	18	.919	0	1	0



# FLORIDA PANTHERS PLAYOFF HISTORY (ALL-TIME)

## PANTHERS 2016 PLAYOFF SCORING

PLAYER	GP	G	A	PTS	+/-	PIM	PPG	SHG	S	SPCT
Reilly Smith,	6	4	4	8	7	0	0	0	24	16.7
Alex Petrovic,	6	1	3	4	5	4	0	0	7	14.3
Nick Bjugstad,	5	2	2	4	6	2	0	0	21	9.5
Jussi Jokinen,	6	1	3	4	5	4	1	0	7	14.3
Dmitry Kulikov	6	1	3	4	4	4	0	0	10	10
Jonathan Huberdeau,	6	1	2	3	1	10	0	0	34	2.9
Aleksander Barkov	6	2	1	3	-2	2	0	0	28	7.1
Teddy Purcell	6	2	0	2	-3	0	1	0	12	16.7
Jaromir Jagr	6	0	2	2	-2	4	0	0	20	0
Derek MacKenzie	6	0	1	1	-1	4	0	0	9	0
Brian Campbell	6	0	1	1	-3	0	0	0	8	0
Jiri Hudler	6	0	1	1	-2	4	0	0	5	0
Garrett Wilson	6	0	1	1	-1	4	0	0	4	0
Vincent Trocheck,	2	0	1	1	1	0	0	0	3	0
Aaron Ekblad	6	0	1	1	0	0	0	0	14	0
Michael Matheson,	5	0	1	1	1	0	0	0	8	0
Rocco Grimaldi	2	0	0	0	-1	2	0	0	2	0
Logan Shaw	3	0	0	0	-2	0	0	0	9	0
Gregg McKegg	1	0	0	0	0	2	0	0	1	0
Erik Gudbranson,	6	0	0	0	-2	2	0	0	7	0
Jakub Kindl	1	0	0	0	-1	0	0	0	0	0
Shawn Thornton	4	0	0	0	0	2	0	0	2	0

PLAYER	GP	W	L	OTL	GAA	TOI	SV	SV%
Roberto Luongo	6	2	4	0	2.05	438:20	212	.934

# FLORIDIA PANTHERS PLAYOFF LEADERS (ALL-TIME)

## PLAYER GOALS

Dave Lowry .....	10
Ray Sheppard .....	10
Rob Niedermayer.....	8
Stu Barnes .....	6
Johan Garpenlov .....	6

## PLAYER ASSISTS

Robert Svehla.....	11
Stu Barnes .....	10
Scott Mellanby .....	9
Gord Murphy.....	9
Ray Sheppard .....	8
Ed Jovanovski.....	8

## PLAYER POINTS

Ray Sheppard .....	18
Dave Lowry .....	17
Stu Barnes .....	16
Scott Mellanby .....	12
Rob Niedermayer.....	12
Robert Svehla.....	12

## PLAYER GAMES

Ed Jovanovski.....	34
Scott Mellanby .....	31
Robert Svehla.....	31
Rob Niedermayer.....	31
Paul Laus .....	30

## PLAYER PIM

Paul Laus .....	74
Ed Jovanovski.....	60
Scott Mellanby .....	50
Robert Svehla.....	40
Dave Lowry .....	39

## PLAYER POWER-PLAY GOALS

Dave Lowry .....	4
Ray Sheppard .....	4
Rob Niedermayer.....	3
Stephen Weiss.....	3

## PLAYER SHORT-HANDED GOALS

Tomas Kopecky.....	1
Bill Lindsay.....	1

## PLAYER GAME-WINNING GOALS

Stu Barnes .....	2
Tom Fitzgerald.....	2
Mike Hough .....	2
Dave Lowry .....	2
Rob Niedermayer.....	2

## LEFT WINGS G A PTS

Dave Lowry .....	10	7	17
Bill Lindsay.....	5	6	11

## CENTERS G A PTS

Stu Barnes .....	6	10	16
Rob Niedermayer.....	8	4	12

## RIGHT WINGS G A PTS

Ray Sheppard .....	10	8	18
Scott Mellanby .....	3	9	12

## DEFENSEMEN G A PTS

Robert Svehla.....	1	11	12
Paul Laus .....	2	7	9
Ed Jovanovski.....	1	8	9
Gord Murphy.....	0	9	9

## GOALTENDER GAMES

John Vanbiesbrouck.....	27
Roberto Luongo.....	6
Jose Theodore .....	5
Mike Vernon.....	4
Scott Clemmensen.....	3

## WINS

John Vanbiesbrouck.....	13
-------------------------	----

## SHUTOUTS

John Vanbiesbrouck.....	2
Jose Theodore .....	1

## GOALS-AGAINST AVERAGE

Roberto Luongo.....	2.05
John Vanbiesbrouck.....	2.28
Scott Clemmensen.....	2.34
Jose Theodore .....	2.46
Mike Vernon.....	3.04



# FLORIDA PANTHERS PLAYOFF HISTORY ( TEAM: PERIOD )

## MOST

**GOALS – 3** – Several times. MR: (2nd per.) vs. NY Rangers (4/17/97)

**GOALS AGAINST – 4** – (1st per.) at Colorado (6/6/96)

**GOALS BOTH TEAMS – 5** – 3 times (1st per.) at New Jersey (4/17/12), (2nd per.) vs. Boston (4/22/96) and (1st per.) at Colorado (6/6/96)

**PENALTY MINUTES – 39** – (1st per.) vs. Boston (4/22/96)

**PENALTY MINUTES BY OPPONENT – 35** – (1st per.) vs. Boston (4/22/96)

**PENALTY MINUTES BY BOTH TEAMS – 74** – (1st per.) vs. Boston (4/22/96)

**SHOTS ON GOAL AT HOME – 23** – (3rd per.) vs. Pittsburgh (5/24/96)

**SHOTS ON GOAL ON ROAD – 15** – (2nd per.) at Colorado (6/6/96)

**SHOTS AGAINST AT HOME – 26** – (1st per.) vs. New Jersey (4/13/12)

**SHOTS AGAINST ON ROAD – 17** – Twice (1st per.) at Philadelphia (5/4/96) and (1st per.) at Pittsburgh (5/28/96)

**POWER-PLAY GOALS – 2** – 5 times (3rd per.) vs. New Jersey (4/26/12), (2nd per.) at New Jersey (4/17/12), (2nd per.) vs. Boston (4/17/96), (2nd per.) vs. NY Rangers (4/17/97) and (2nd per.) at NY Rangers (4/22/97)

**POWER-PLAY GOALS AGAINST – 3** – (1st per.) at Colorado (6/6/96)

**SHORT-HANDED GOALS – 1** – Twice (3rd per.) vs. New Jersey (4/21/12) and (1st per.) vs. Philadelphia (5/14/96)

**SHORT-HANDED GOALS AGAINST – 1** – 3 times (2nd per.) at New Jersey (4/16/00), (1st per.) at Boston (4/25/96) and (2nd per.) vs. Boston (4/22/96)

## FEWEST

**SHOTS ON GOAL – 1** – (2nd per.) vs. New Jersey (4/18/00)

**SHOTS ON GOAL AGAINST – 2** – (3rd per.) vs. Pittsburgh (5/24/96)

## FASTEST

**OPENING GOAL – :23** – Stephen Weiss vs. New Jersey (4/15/12)

**OPENING GOAL AGAINST – :33** – Zach Parise at New Jersey (4/17/12)

**OPENING GOAL, HOME – :23** – Stephen Weiss vs. New Jersey (4/15/12)

**OPENING GOAL, ROAD – :30** – Jody Hull at Boston (4/24/96)

**OPENING GOAL AGAINST, HOME – :39** – Mark Messier vs. NY Rangers (4/25/97)

**OPENING GOAL AGAINST, ROAD – :33** – Zach Parise at New Jersey (4/17/12)

**GOAL FROM START OF PERIOD – :23** – Stephen Weiss (1st per.) vs. New Jersey (4/15/12)

**GOAL FROM START OF PERIOD AGAINST – :27** – Petr Nedved (2nd

per.) vs. Pittsburgh (5/24/96)



# FLORIDIA PANTHERS TEAM PLAYOFF RECORDS ( GAME )

## MOST

**DECISIVE WIN – 6-2** – vs. Boston (4/22/96) and 5-1 at Pittsburgh (5/18/96)

**DECISIVE WIN AT HOME – 6-2** – vs. Boston (4/22/96)

**DECISIVE WIN ON ROAD – 5-1** – at Pittsburgh (5/18/96)

**DECISIVE SHUTOUT** – Twice **3-0** – vs. New Jersey (4/21/12) and vs. NY Rangers (4/17/97)

**DECISIVE SHUTOUT WIN AT HOME** – Twice **3-0** – vs. New Jersey (4/21/12) and vs. NY Rangers (4/17/97)

**DECISIVE SHUTOUT WIN ON ROAD – 2-0** – at Philadelphia (5/2/96)

**DECISIVE LOSS – 8-1** – at Colorado (6/6/96)

**DECISIVE LOSS AT HOME** – Twice **4-1** – vs. New Jersey (4/20/00) and 3-0 vs. NY Rangers (4/20/97)

**DECISIVE LOSS ON ROAD – 8-1** – at Colorado (6/6/96)

**DECISIVE SHUTOUT LOSS – 4-0** – at New Jersey (4/19/12)

**DECISIVE SHUTOUT LOSS AT HOME – 3-0** – vs. NY Rangers (4/20/97)

**DECISIVE SHUTOUT LOSS ON ROAD – 4-0** – at New Jersey (4/19/12)

**GOALS – 6** – Twice - vs. Boston (4/17/96 and 4/22/96)

**GOALS AT HOME – 6** – Twice - vs. Boston (4/17/96 and 4/22/96)

**GOALS ON ROAD – 5** – at Pittsburgh (5/18/96)

**GOALS BOTH TEAMS – 9** – vs. Boston (4/17/96), 6-3 (W) and at Colorado (6/6/96), 8-1 (L)

**GOALS AGAINST – 8** – at Colorado (6/6/96), 8-1 (L)

**GOALS AGAINST AT HOME – 4** – vs. New Jersey (4/20/00), 4-1 (L)

**GOALS AGAINST ON ROAD – 8** – at Colorado (6/6/96), 8-1 (L)

**ASSISTS – 11** – vs. Boston (4/17/96)

**SCORING POINTS – 17** – vs. Boston (4/17/96)

**PENALTY MINUTES – 57** – vs. Boston (4/22/96)

**PENALTY MINUTES BY OPPONENT – 64** – vs. Boston (4/22/96)

**PENALTY MINUTES BY BOTH TEAMS – 121** – vs. Boston (4/22/96)

**PENALTIES – 19** – (57 PIM) vs. Boston (4/22/96)

**PENALTIES BY OPPONENT – 21** – (64 PIM) vs. Boston (4/22/96)

**POWER-PLAY GOALS – 3** – at New Jersey (4/17/12)

**POWER-PLAY GOALS AGAINST – 4** – at Colorado (6/6/96)

**SHORT-HANDED GOALS – 1** – Twice- vs. New Jersey (4/21/12), vs. Philadelphia (5/14/96)

**SHORT-HANDED GOALS AGAINST – 1** – 3 times - at New Jersey (4/16/00), at Boston (4/25/96) and vs. Boston (4/22/96)

**SHOTS ON GOAL – 63** – vs. Colorado (6/10/96)

**SHOTS ON GOAL AT HOME – 63** – vs. Colorado (6/10/96)

**SHOTS ON GOAL ON ROAD – 42** – vs. Philadelphia (5/12/96)

**SHOTS ON GOAL BOTH TEAMS – 119** – vs. Colorado (6/10/96)

**SHOTS AGAINST – 56** – vs. Colorado (6/10/96)

**SHOTS AGAINST AT HOME – 56** – vs. Colorado (6/10/96)

**SHOTS AGAINST ON ROAD – 47** – at Philadelphia (5/4/96)

## FEWEST

**PENALTY MINUTES – 2** – vs. Colorado (6/8/96)

**PENALTY MINUTES BY OPPONENT – 2** – at New Jersey (4/24/12)

**PENALTY MINUTES BY BOTH TEAMS – 6** – vs. Colorado (6/8/96)

**SHOTS ON GOAL – 15** – at Philadelphia (5/2/96)

**SHOTS ON GOAL AT HOME – 22** – vs. New Jersey (4/18/00)

**SHOTS ON GOAL ON ROAD – 15** – at Philadelphia (5/2/96)

**SHOTS ON GOAL BOTH TEAMS – 33** – at Philadelphia (5/2/96)

**SHOTS AGAINST – 18** – at Philadelphia (5/2/96)

**SHOTS AGAINST AT HOME – 22** – vs. Colorado (6/8/97)

**SHOTS AGAINST ON ROAD – 18** – at Philadelphia (5/2/96)



# FLORDIA PANTHERS TEAM PLAYOFF RECORDS ( SEASON )

## MOST

GOALS – 61 – (1996)

ASSISTS – 95 – (1996)

POINTS (GOALS/ASSISTS) – 156 – (1996)

PENALTY MINUTES – 395 – (1996)

GOALS AT HOME – 37 – (1996)

GOALS ON ROAD – 24 – (1996)

GOALS AGAINST – 57 – (1996)

POWER-PLAY GOALS – 14 – (1996)

POWER-PLAY GOALS AGAINST – 20 – (1996)

SHORT-HANDED GOALS – 1 – (1996 and 2012)

SHORT-HANDED GOALS AGAINST – 2 – (1996)

SHUTOUTS – 1 – (1996, 1997 and 2012)

SHUTOUTS AT HOME – 1 – (1997 and 2012)

SHUTOUTS ON ROAD – 1 – (1996)

SHUTOUTS AGAINST – 2 – (1996)

SHUTOUTS AGAINST AT HOME – 1 – (1996 and 1997)

SHUTOUTS AGAINST ON ROAD – 1 – (1996 and 2012)

GAMES – 22 – (1996)

WINS – 12 – (1996)

WINS AT HOME – 7 – (1996)

WINS ON ROAD – 5 – (1996)

LOSSES – 10 – (1996)

LOSSES AT HOME – 4 – (1996)

LOSSES ON ROAD – 6 – (1996)

## TEAM PLAYOFF RECORDS: STREAKS

### LONGEST

WIN STREAK – 4 GAMES – 5/9 - 5/18/96

WIN STREAK AT HOME – 3 GAMES – 4/17 - 4/27/96 and 5/9 - 5/24/96

WIN STREAK ON ROAD – 2 GAMES – 5/12 - 5/18/96

WIN STREAK VS. A SINGLE TEAM – 3 GAMES – vs. Boston 4/17 - 4/24/96 and vs. Philadelphia 5/9 - 5/14/96

WIN STREAK AT HOME VS. A SINGLE TEAM – 3 GAMES – vs. Boston 4/17 - 4/27/96

WIN STREAK ON ROAD VS. A SINGLE TEAM – 1 GAME – many times

LOSING STREAK – 9 GAMES – 4/20/97-4/13/12

LOSING STREAK AT HOME – 5 GAMES – 4/20/97-4/13/12

LOSING STREAK ON ROAD – 6 GAMES – 6/4/96-4/16/00

LOSING STREAK VS. A SINGLE TEAM – 5 GAMES – vs. New Jersey (4/13/00-4/13/12)

LOSING STREAK AT HOME VS. A SINGLE TEAM – 3 GAMES – vs. New Jersey (4/18/00-4/13/12)

LOSING STREAK ON ROAD VS. A SINGLE TEAM – 2 GAMES – vs. New Jersey (4/19- 4/24/12), vs. New Jersey (4/13 - 4/15/00), vs. NY Rangers (4/22 - 4/23/97), vs. Colorado (6/4 - 6/6/96) and vs. Pittsburgh (5/20 - 5/28/96)

CONSECUTIVE SHUTOUT STREAK – 1 GAME – 5/2/96 at Philadelphia 2-0 (Vanbiesbrouck), 4/17/97 vs. NY Rangers 3-0 (Vanbiesbrouck), 4/21/12 vs. New Jersey 3-0 (Theodore)

CONSECUTIVE SHUTOUT STREAK AGAINST – 1 GAME – 5/28/96 at Pittsburgh 3-0 (Barrasso), 6/10/96 vs. Colorado 1-0 (Roy) and 4/20/97 vs. NY Rangers 3-0 (Richter), 4/19/12 at New Jersey 4-0 (Brodeur)

CONSECUTIVE GAMES WITHOUT BEING SHUT OUT – 15 GAMES – 4/17 - 5/26/96

CONSECUTIVE GAMES WITHOUT SHUTTING OUT OPPONENT – 16 GAMES – 5/4 - 6/10/96

CONSECUTIVE SHUTOUT MINUTES – 141:31 – John Vanbiesbrouck 6/8 - 6/10/96

# FLORIDIA PANTHERS INDIVIDUAL PLAYOFF RECORDS ( PERIOD )

## MOST

**GOALS – 2** – Dave Lowry (2nd per.) vs. Boston (4/22/96), Rob Niedermayer (1st per.) vs. Philadelphia (5/9/96) and Stu Barnes (3rd per.) vs. Pittsburgh (5/24/96), Stephen Weiss (1st per.) vs. New Jersey (4/15/12)

**GOALS AGAINST – 3** – Peter Forsberg (1st per.) at Colorado (6/6/96) and Wayne Gretzky (2nd per.) at NY Rangers (4/23/97)

**ASSISTS – 3** – Stu Barnes (2nd per.) vs. Boston (4/22/96) and Robert Svehla (2nd per.) vs. NY Rangers (4/17/97)

**ASSISTS AGAINST – 3** – Joe Sakic (1st per.) at Colorado (6/6/96)

**POINTS – 3** – Stu Barnes (2nd per.) vs. Boston (4/22/96), Ray Sheppard (2nd per.) vs. Boston (4/22/96) and Robert Svehla (2nd per.) vs. NY Rangers (4/17/97)

**POINTS AGAINST – 3** – Peter Forsberg (1st per.) at Colorado (6/6/96), Joe Sakic (1st per.) at Colorado (6/6/96) and Wayne Gretzky (2nd per.) at NY Rangers (4/23/97)

**POWER-PLAY GOALS – 2** – Stephen Weiss (1st per.) vs. New Jersey (4/15/12)

**POWER-PLAY GOALS AGAINST – 2** – Peter Forsberg (1st per.) at Colorado (6/6/96)

**SHORT-HANDED GOALS – 1** – Tomas Kopecky (3rd per.) vs. New Jersey (4/21/12) and Bill Lindsay (1st per.) vs. Philadelphia (5/14/96)

**SHORT-HANDED GOALS AGAINST – 1** – Scott Niedermayer (2nd per.) at New Jersey (4/16/00), Adam Oates (3rd per.) at Boston (4/25/96) and Steven Heinze (2nd per.) vs. Boston (4/22/96)

**PENALTY MINUTES – 15** – Paul Laus (1st per.) vs. Boston (4/22/96)

**PENALTY MINUTES AGAINST – 17** – Shjon Podein (3rd per.) vs. Philadelphia (5/7/96)

## INDIVIDUAL PLAYOFF RECORDS: GAME

## MOST

**GOALS – 2** – Several times. Last: Reilly Smith vs. New York Islanders (4/14/16)

**GOALS AGAINST – 3** – Peter Forsberg at Colorado (6/6/96) and Wayne Gretzky at NY Rangers (4/23/97)

**ASSISTS – 3** – Stu Barnes vs. Boston (4/17/96), Ray Sheppard vs. Boston (4/22/96), Dave Lowry vs. Pittsburgh (5/24/96) and Robert Svehla vs. NY Rangers (4/17/97)

**ASSISTS AGAINST – 4** – Joe Sakic at Colorado (6/6/96)

**POINTS – 4** – Ray Sheppard (1-3-4) vs. Boston (4/22/96)

**POINTS AGAINST – 4** – Adam Oates (2-2-4) at Boston (4/25/96) and Joe Sakic (0-4-4) at Colorado (6/6/96)

**POWER-PLAY GOALS – 2** – Stephen Weiss vs. New Jersey (4/15/12)

**POWER-PLAY GOALS AGAINST – 2** – Rick Tocchet vs. Boston (4/17/96) and Peter Forsberg at Colorado (6/6/96)

**SHORT-HANDED GOALS – 1** – Tomas Kopecky (3rd per.) vs. New Jersey (4/21/12), Bill Lindsay vs. Philadelphia (5/14/96)

**SHORT-HANDED GOALS AGAINST – 1** – Scott Niedermayer vs. New Jersey (4/16/00), Adam Oates at Boston (4/25/96) and Steve Heinze vs. Boston (4/22/96)

**PENALTY MINUTES – 21** – Paul Laus vs. Boston (4/22/96)

**PENALTY MINUTES AGAINST – 17** – Dean Chynoweth vs. Boston (4/22/96) and Shjon Podein vs. Philadelphia (5/7/96)

## BY DEFENSEMAN

**GOALS – 1** – Several times. Last: Alex Petrovic vs. New York Islanders (4/20/16)

**ASSISTS – 3** – Robert Svehla vs. NY Rangers (4/17/97)

**POINTS – 3** – Robert Svehla vs. NY Rangers (4/17/97)

# FLORIDIA PANTHERS INDIVIDUAL PLAYOFF RECORDS (SEASON)

## MOST

GAMES PLAYED – 22 – 11 Players (1996)

GOALS – 10 – Dave Lowry (1996)

ASSISTS – 10 – Stu Barnes (1996)

POINTS – 17 – Dave Lowry (1996)

PENALTY MINUTES – 62 – Paul Laus (1996)

POWER-PLAY GOALS – 4 – Dave Lowry (1996)

SHORT-HANDED GOALS – 1 – Tomas Kopecky (2012) and Bill Lindsay (1996)

GAME-WINNING GOALS – 2 – Dave Lowry, Stu Barnes, Rob Niedermayer, Tom Fitzgerald and Mike Hough (1996)

SHOTS ON GOAL – 57 – Stu Barnes and Scott Mellanby (1996)

HAT TRICKS – None

GOALS BY DEFENSEMAN – 2 – Jason Woolley and Paul Laus (1996)

ASSISTS BY DEFENSEMAN – 8 – Ed Jovanovski (1996)

POINTS BY DEFENSEMAN – 9 – Ed Jovanovski (1996)

PENALTY MINUTES BY DEFENSEMAN – 62 – Paul Laus (1996)

POWER-PLAY GOALS BY DEFENSEMAN – 1 – Jason Garrison (2012), Brian Campbell (2012), Robert Svehla (1997), Jason Woolley (1996)

SHORT-HANDED GOALS BY DEFENSEMAN – None

GAME-WINNING GOALS BY DEFENSEMAN – 1 – Alex Petrovic (2016), Brian Campbell (2012), Jason Woolley (1996)

SHOTS BY DEFENSEMAN – 53 – Gord Murphy (1996)

GAMES BY ROOKIE – 22 – Ed Jovanovski (1996)

GOALS BY ROOKIE – 1 – Radek Dvorak and Ed Jovanovski (1996) and Dave Nemirovsky (1997)

ASSISTS BY ROOKIE – 8 – Ed Jovanovski (1996)

POINTS BY ROOKIE – 9 – Ed Jovanovski (1996)

PENALTY MINUTES BY ROOKIE – 52 – Ed Jovanovski (1996)

POWER-PLAY GOALS BY ROOKIE – None

SHORT-HANDED GOALS BY ROOKIE – None

GAME-WINNING GOALS BY ROOKIE – None

SHOTS BY ROOKIE – 51 – Ed Jovanovski (1996)

WINS BY GOALTENDER – 12 – John Vanbiesbrouck (1996)

SHUTOUTS – 1 – Jose Theodore (2012), John Vanbiesbrouck (1996 and 1997)

PENALTY MINUTES BY GOALTENDER – 20 – John Vanbiesbrouck (1996)

ASSISTS/POINTS BY GOALTENDER – 1 – Scott Clemmensen (2012), John Vanbiesbrouck (1996)

## INDIVIDUAL PLAYOFF RECORDS: STREAKS

### LONGEST

GAMES PLAYED – 22 – 11 Players (1996)

GOAL STREAK – 3 GAMES – Reilly Smith (4/14-4/17/16)

MULTI-POINT GAME STREAK – 3 GAMES – Reilly Smith (4/14-4/17/16)

ASSIST STREAK – 5 GAMES – Jason Woolley (4/17 - 4/27/96)

POINT STREAK – 7 GAMES – Dave Lowry (5/9 - 5/26/96)

# FLORIDIA PANTHERS GOALTENDING PLAYOFF RECORDS

## PERIOD

**MOST GOALS ALLOWED – 5** – Roberto Luongo vs. New York Islanders (4/14/16)

**MOST SHOTS FACED – 26** – Jose Theodore (1st per.) vs. New Jersey (4/13/12)

**MOST SHOTS, OPPONENT – 23** – Tom Barrasso (3rd per.) vs. Pittsburgh (5/24/96)

**MOST SAVES – 23** – Jose Theodore (1st per.) vs. New Jersey (4/13/12)

**MOST SAVES, OPPONENT – 20** – Tom Barrasso (3rd per.) vs. Pittsburgh (5/24/96)

## GAME

**FEWEST GOALS AGAINST – 0** – Jose Theodore vs New Jersey (4/21/12), John Vanbiesbrouck at Philadelphia (5/2/96) and vs. NY Rangers (4/17/97)

**MOST GOALS AGAINST – 4** – Scott Clemmensen at New Jersey (4/19/12), Mike Vernon vs. New Jersey (4/20/00), John Vanbiesbrouck at NY Rangers (4/22/97), at Colorado (6/6/96) and at Boston (4/25/96) and Mark Fitzpatrick at Colorado (6/6/96)

**MOST SHOTS AGAINST – 56** – John Vanbiesbrouck vs. Colorado (6/10/96)

**MOST SAVES – 55** – John Vanbiesbrouck vs. Colorado (6/10/96)

**MOST PENALTIES – 2** – John Vanbiesbrouck vs. Boston (4/22/96) and vs. Philadelphia (5/7/96)

**MOST PENALTY MINUTES – 10** – Mike Vernon at New Jersey (4/13/00)

**MOST POINTS – 1** – Scott Clemmensen at New Jersey (4/17/12) and John Vanbiesbrouck at Boston (4/25/96)

## SEASON

**MOST CONSECUTIVE STARTS – 22** – John Vanbiesbrouck (1996)

**MOST CONSECUTIVE GAMES PLAYED – 22** – John Vanbiesbrouck (1996)

**LONGEST WIN STREAK – 4 GAMES** – John Vanbiesbrouck (5/9 - 5/18/96)

**LONGEST LOSING STREAK – 4 GAMES** – Mike Vernon (4/13 - 4/20/00) and John Vanbiesbrouck (4/20 - 4/25/97 and 6/4 - 6/10/96)

**CONSECUTIVE SCORELESS MINUTES – 141:31** – John Vanbiesbrouck vs. Colorado (6/8 - 6/10/96)

# ROOKIE PLAYOFF RECORDS

## PERIOD

**GOALS – 1** – Ed Jovanovski (1st per.) vs. Boston (4/22/96), Radek Dvorak (2nd per.) vs. Pittsburgh (5/24/96) and Dave Nemirovsky (3rd per.) at NY Rangers (4/23/97)

**ASSISTS – 1** – Several times. Last: Garrett Wilson (3rd per.) vs. New York Islanders (4/20/16)

**POINTS – 1** – Several times. Last: Garrett Wilson (3rd per.) vs. New York Islanders (4/20/16)

**PENALTY MINUTES – 12** – Ed Jovanovski (3rd per.) vs. Philadelphia (5/7/96)

## GAME

**GOALS – 1** – Ed Jovanovski vs. Boston (4/22/96), Radek Dvorak vs. Pittsburgh (5/24/96) and Dave Nemirovsky at NY Rangers (4/23/97)

**ASSISTS – 2** – Ed Jovanovski vs. Philadelphia (5/9/96)

**POINTS – 2** – Ed Jovanovski vs. Philadelphia (5/9/96) and Radek Dvorak vs. Pittsburgh (5/24/96)

**PENALTY MINUTES – 14** – Ed Jovanovski vs. Philadelphia (5/7/96)

**POWER-PLAY GOALS** – None

**SHORT-HANDED GOALS** – None







*FLORIDA PANTHERS*

# *GENERAL INFO*

*FLORIDA PANTHERS*



# GENERAL INFO



# FLORIDA PANTHERS ICE DEN



The Florida Panthers IceDen, is a 125,000 square foot, state-of-the-art recreational skating and entertainment complex that houses three ice rinks and was the first designed multi-sheet facility in Florida. This facility, which opened its doors in Nov. 1996, is also the primary practice facility for the NHL's Florida Panthers.

The Florida Panthers IceDen embarked on an additional expansion project during 2009 that saw an additional 50,000 square feet including a third NHL regulation size ice surface and a state-of-the-art training facility for the Florida Panthers. Along with the third sheet of ice, the Florida Panthers IceDen added a 16,000 square-foot training facility for the Florida Panthers. The training facility includes staff offices, a player's lounge, locker room, meeting room, media work room, theater and a gym.

The Florida Panthers IceDen has hosted a variety of prestigious events including the Sunshine State Figure Skating Championships, the Florida State High school Hockey Championships, the State Amateur Hockey of Florida Championships, Special Olympics Florida, NHL Sled Hockey Tournament, and the USA Hockey National Championships. The facility also hosts the Florida Panthers developmental camp, summer hockey schools, as well as international adult hockey tournaments. The Florida Panthers IceDen was also named by USA Hockey Magazine as one of the 10 coolest rinks in the United States and continues to be one of the busiest facilities in the country.

The expansion of The Florida Panthers IceDen continues the building's commitment to being one of the premier ice facilities in the country. The third sheet of ice is used primarily for the Florida Panthers however, other Panthers IceDen programs also utilize the rink: the Panthers Figure Skating Club, Florida JR Panthers Travel Youth Hockey League, Vanguard Youth Hockey League, and the Panthers Adult Hockey League.

In addition to public skating sessions, the Panthers IceDen also hosts curling, learn to skate programs, and other exciting on and off ice activities.

Visit [www.PanthersIceDen.com](http://www.PanthersIceDen.com) for more information or follow @PanthersIceDen on Twitter, Instagram and Facebook.



# FLORIDA PANTHERS BB&T CENTER



Home of the Florida Panthers hockey club and internationally recognized concerts and events, the Broward County-owned BB&T Center is one of the top ranked venues of its kind in the world. BB&T, one of the largest banks in the United States, assumed naming rights for 'The Center of It All' on Sept. 10, 2012 as part of a 10-year agreement for the venue's naming rights.

Spectators have enjoyed Florida Panthers hockey, concert headliners that include Jay-Z, Justin Timberlake, Maroon 5, Katy Perry, Garth Brooks, Michael Bublé, Bruce Springsteen, Rihanna, Usher, Billy Joel and Pitbull as well as family shows like Cirque du Soleil, Disney on Ice, Marvel Universe Live and Monster Jam. In addition, the venue has played host to the 2001 and 2015 NHL Entry Drafts and the 2003 NHL All-Star Game, as well as acting as the annual home for Y100 Jingle Ball and MetroPCS Orange Bowl Basketball Classic.

The BB&T Center offers versatile programming reflective of the rich diversity of the South Florida community. In addition to hosting Florida Panthers hockey and world class live entertainment, BB&T Center also hosts corporate functions, charity events, youth hockey games, seminars and much more.

Club Lexus is a 12,000+ square-foot exclusive lounge for concerts, shows, and events including a center ice view for hockey games. Club Lexus offers all-inclusive superior cuisine and an all-inclusive full-service bar. Other offers include VIP valet parking, private entrance, early entry to an event and much more.

Lord Stanley's Loft at the BB&T Center encompasses approximately 8,000 square feet and caters to approximately 500 guests with a Panthers themed interior design, full-service bar, outdoor patio, specialty buffet and tremendous side-lines. The Penalty Box offers fans another luxury seating and dining option inside the BB&T Center.

The BB&T Center is also the home for private loge box seating. These state of the art boxes include the upscale amenities of a luxury suite with the excitement of sitting in the arena bowl. Amenities include comfortable, swivel contoured chair with seating for four or eight people, countertop dining and viewing opportunities with access to waiter/waitress service, concierge service and more.

For more information please visit [www.thebbtcenter.com](http://www.thebbtcenter.com) and follow @ThebbtCenter on Twitter, Instagram, Facebook and Snapchat.

#### Other destinations at the BB&T Center:

- Club Lexus
- Coca-Cola Food Courts
- Lord Stanley's Loft
- JetBlue Tarmac,
- Lexus VIP Lot
- American Barrels Bourbon Bar
- Center Ice Bar
- The Legends Lounge,
- Mardi Gras Casino Jester's Court
- Coors Light Cold Zone
- Corona Beach House

# FLORIDA PANTHERS **ALUMNI ASSOC.**



The Florida Panthers Alumni Association, celebrating their 20th Anniversary, continue impacting South Florida charities, plus supporting and growing the sport of hockey at a grassroots level. Founded and headed by former Panthers/ NHL defenseman, and current Panthers broadcaster "Red Deer" Randy Moller, the Alumni Association continues its mission to encourage retired players and their families to remain involved and support the Florida Panthers organization in its numerous charitable and partnership endeavors in the South Florida community.

Through their yearly scholarships and grants program, the Alumni Association has distributed over \$350,000.00 to eligible individuals and South Florida youth hockey associations, plus benefiting team sponsors and supporters through speaking engagements, hospital visits, promotional tours , player clinic/ appearances, and charity hockey games.



# NATIONAL HOCKEY LEAGUE

## 2016-17 NHL OFFICIALS

### REFEREES

NAME	NUMBER
Brenk, Jacob*	42
Charron, Francis	6
Chmielewski, Tom*	43
Dwyer, Gord	19
Furlatt, Eric	27
Hanson, Trevor	31
Hebert, Ghislain	22
Hebert, Jean	15
Jackson, Dave	8
Joannette, Marc	25
Kowal, Tom	32
Kozari, Steve	40
L'Ecuier, Frederick	17
Lambert, Pierre*	47
Lee, Chris	28
Leggo, Mike	3
Lewis, Dave*	46
Luxmore, Thomas John	21
MacDougall, Peter*	45
McCauley, Wes	4
McIsaac, Jon	2
Meier, Brad	34
Morton, Dean	36
Nicholson, Kendrick	30
O'Halloran, Dan	13
O'Rourke, Dan	9
Peel, Tim	20
Pochmara, Brian	16
Pollock, Kevin	33
Rank, Garrett	7
Rehman, Kyle	10
Romasko, Evgeny*	39
Rooney, Chris	5
Schlenker, Chris*	48
Skilliter, Graham	24
South, Furman*	44
St. Pierre, Justin	12
St-Laurent, Francois	38
Sutherland, Kelly	11
Voss, Cameron*	41
Walsh, Ian	29
Watson, Brad	23

### LINESMEN

NAME	NUMBER
Alphonso, Shandor	52
Amell, Derek	75
Barton, Steve	59
Berg, Devin	87
Brisebois, David	96
Cameron, Lonnie	74
Cherrey, Scott	50
Cormier, Michel	76
Daisy, Ryan*	81
Devorski, Greg	54
Driscoll, Scott	68
Galloway, Ryan	82
Gawryletz, Brandon	64
Gibbons, Ryan	58
Gibbs, Darren	66
Grandt, John*	98
Henderson, Don	91
Heyer, Shane	55
Knorr, Trent	63
Kovachik, Brad	71
Mach, Brian	78
MacPherson, Matt	83
Miller, Steve	89
Murchison, Kiel	79
Murphy, Brian	93
Murray, Jonny	95
Nagy, Kory*	97
Nansen, Derek	70
Nowak, Tim	77
Pancich, Bryan	94
Racicot, Pierre	65
Rody, Vaughan	73
Sericolo, Anthony	84
Sharrers, Jay	57
Shewchyk, Mark	92
Wheler, Mark	56

\*Minor league officials

### NEW YORK

1185 Avenue of the Americas  
New York, NY 10036  
O: 212-789-2000  
F: 212-789-2020

### TORONTO

50 Bay St., 11th Floor  
Toronto, ON M5J 2X8  
O: 416-359-7900  
F: 416-981-2779

### MONTREAL

1800 McGill College Ave., Suite 2600  
Montreal, QC H3A 3J6  
O: 514-841-9220  
F: 514-841-1070

### EXECUTIVE

Commissioner: Gary B. Bettman  
Deputy Commissioner: William Daly  
Senior Executive Vice President of Hockey Operations  
: Colin Campbell

# NATIONAL HOCKEY LEAGUE

## NHL COMMUNICATIONS (@PR\_NHL)

GARY MEAGHER, Executive Vice President, Communications  
O: 416-359-7960, C: 416-729-4700, gmeagher@nhl.com

FRANK BROWN, Group Vice President, Communications  
O: 212-789-2042, C: 347-853-4390, fbrown@nhl.com  
\* Commissioner's Office requests

JAMEY HORAN, Group Vice President, Event Communications & Player Development  
O: 212-789-2785, C: 646-652-9981, jhoran@nhl.com  
\* Deputy Commissioner requests and event/player development inquiries

JOHN DELLAPINA, Group Vice President, Communications  
O: 212-789-2115, C: 917-363-7988, jdellapina@nhl.com  
\* Department of Player Safety requests and general hockey inquiries

BENNY ERCOLANI, Statistician & Information Officer  
O: 416-359-7963, C: 416-729-5666, bercolani@nhl.com

GREG INGLIS, Senior Director, News Services  
O: 212-789-2065, C: 347-853-2461, ginglis@nhl.com  
\* Editorial content/research

NIRVA MILORD, Director, Communications  
O: 212-789-2123, C: 917-715-6187, nmilord@nhl.com  
\* Corporate communications and entertainment publicity

JENNIFER MOAD, Director, Communications  
O: 416-359-7961, C: 416-527-2852, jmoad@nhl.com  
\* Hockey Operations and Officiating requests

CHRIS WOJCIK, Director, Event Communications & Player Development  
O: 212-789-2097, C: 646-285-7711, cwojcik@nhl.com  
\* Event inquiries

JULIE YOUNG, Director, Communications  
O: 416-359-7964, C: 416-605-3550, jyoung@nhl.com

DAVID KEON, Senior Manager, Communications  
O: 416-359-7962, C: 416-729-5665, dkeon@nhl.com  
\* International credentials

CHRIS ACKROYD, Manager, Communications  
O: 437-777-9296, C: 416-702-4645, cackroyd@nhl.com  
\* In-game communications

TREVOR BJERGSO, Manager, Communications  
O: 416-359-7965, C: 416-540-5306, tbjergso@nhl.com  
\* Social media inquiries and Central Scouting requests

BRENDON CROSSMAN, Manager, Communications  
O: 416-359-7903, C: 416-702-4645, bcrossman@nhl.com  
\* In-game communications

JASMINE GHAFOR, Manager, Communications  
O: 416-359-7968, C: 647-808-4876, jghafour@nhl.com  
\* Corporate communications

JOSH BERNSTEIN, Coordinator, Communications  
O: 212-789-2609, jbpr@nhl.com  
\* Editorial content/research and Morning Skate

NICOLE BUCKLEY, Coordinator, Event Communications & Player Development  
O: 212-789-2066, nicbuckley@nhl.com  
\* Event credentials

JEFF DAY, Coordinator, Event Communications & Player Development  
O: 212-789-2108, jday@nhl.com

GINA MORRA, Assistant, Event Communications & Player Development  
O: 212-789-2690, gmorra@nhl.com

# NHL CRITICAL DATES

## September

- 17 – Oct. 1 2016 World Cup of Hockey tournament (Air Canada Centre, Toronto, Ont.)
- 22 Training camps open
- 22 CCM/USA Hockey All-American Prospects Game (Philadelphia, Pa.)
- 25 Preseason schedule begins

## October

- 2 2016 Kraft Hockeyville™ Canada (Kal Tire Place, Vernon, B.C.)  
Los Angeles Kings vs. Edmonton Oilers
- 4 2016 Kraft Hockeyville™ USA (Lakeview Arena, Marquette, Mich.)  
Carolina Hurricanes vs. Buffalo Sabres
- 11 Opening day playing rosters set (5 p.m. ET)
- 12 Opening night: 2016-17 NHL regular season begins  
Edmonton Oilers play first NHL game at Rogers Place (vs. Calgary)
- 13 Pittsburgh Penguins raise Stanley Cup banner  
Washington Capitals at Pittsburgh Penguins
- 22 2016 Tim Hortons NHL Heritage Classic™ Alumni Game:  
Investors Group Field (Winnipeg, Man.)
- 23 2016 Tim Hortons NHL Heritage Classic™  
Edmonton Oilers at Winnipeg Jets  
Investors Group Field (Winnipeg, Man.)
- 24 – Nov. 18 Hockey Fights Cancer Awareness Month

## November

- 11 Hockey Hall of Fame Game:  
Philadelphia Flyers at Toronto Maple Leafs
- 14 Hockey Hall of Fame induction ceremony (Toronto, Ont.)  
Inductees: Eric Lindros, Sergei Makarov, Rogatien Vachon (Player category); Pat Quinn (Builder category); Sam Rosen, Bob Verdi (Media honorees).
- 15 NHL General Managers Meeting (Toronto, Ont.)
- 25 2016 Discover NHL Thanksgiving Showdown™  
New York Rangers at Philadelphia Flyers (1 p.m. ET)
- 26 NHL Founders Day (1917)
- 30 U.S. Hockey Hall of Fame Induction (Philadelphia, Pa.)  
Inductees: 1996 World Cup of Hockey championship team, Craig Janney, Bill Belisle  
Celebration of Lester Patrick (Philadelphia, Pa.)  
Recipients: TBA

## December

- 1 Signing deadline for Group 2 free agents (5 p.m. ET)
- 19-27 Holiday roster freeze in effect: For all players on an NHL active roster, injured reserve, or with non-roster and injured non-roster status as of midnight (local time) Dec. 19, a roster freeze shall apply through midnight (local time) Dec. 27, with respect to waivers, trades and loans, subject to the exceptions provided for in CBA Article 16.5 (d).
- 24-26 Holiday break (no scheduled practices – dressing rooms closed)
- 26 – Jan. 5 IIHF World Junior Championship (Montreal, Que. & Toronto, Ont.)
- 31 2017 NHL Winter Classic® Alumni Game  
Busch Stadium (St. Louis, Mo.)

## January

- 1 NHL Centennial Classic™  
Detroit Red Wings at Toronto Maple Leafs  
BMO Field (Toronto, Ont.)
- 2 2017 Bridgestone NHL Winter Classic®  
Chicago Blackhawks at St. Louis Blues  
Busch Stadium (St. Louis, Mo.)
- 10 USHL/NHL Top Prospects Game (Sioux Falls, S.D.)
- Week of 16th NHL Central Scouting Mid-Season Rankings release
- 27-30 NHL All-Star Break (no games played)

# NHL CRITICAL DATES

- 27-29 No scheduled practices – dressing rooms closed
- 28 – 30 AHL All-Star Classic (Allentown, Pa.)
- 28 NHL All-Star Skills Competition™  
STAPLES Center (Los Angeles, Calif.)
- 29 2017 NHL All-Star Game  
STAPLES Center (Los Angeles, Calif.)
- 30 CHL/NHL Top Prospects Game (Quebec City, Que.)
- 31 NHL regular season resumes

## February

- 1 Hockey is for Everyone Month
- 18 17th Annual Scotiabank Hockey Day in Canada (Host: Kenora, Ont.)
- 25 2017 Coors Light NHL Stadium Series™  
Philadelphia Flyers at Pittsburgh Penguins  
Heinz Field (Pittsburgh, Pa.)
- 19 – 26 Hockey Week Across America (USA Hockey)

## March

- 1 Trade Deadline (3 p.m. ET)
- 6-8 NHL General Managers Meeting (Boca Raton, Fla.)

## April

- 6-8 NCAA Frozen Four (United Center, Chicago, Ill.)
- 9 Last day of regular season  
Final regular season game at Joe Louis Arena (5 p.m.)
- Week of 10th NHL Central Scouting Final Rankings release
- 12 Stanley Cup Playoffs begin
- 13-23 IIHF Under-18 World Championship (Poprad & Spisska Nova Ves, Slovakia)
- TBA 2017 NHL Draft Lottery

## May

- 5-21 IIHF World Championship (Cologne, Germany & Paris, France)
- 18-28 CHL Memorial Cup (Windsor, Ont.)
- 28-June 3 2017 NHL Combine (Buffalo, N.Y.)

## June

- 14 Last possible day for 2017 Stanley Cup Final
- 23-24 2017 NHL Draft (United Center, Chicago, Ill.)
- TBA 2017 NHL Awards

## July

- 1 Free agency begins (12 p.m. ET)
- 5 Deadline for player-elected salary arbitration notification (5 p.m. ET)
- 6 Deadline for club-elected salary arbitration notification (5 p.m. ET)
- 20-Aug. 4 Salary arbitration hearings held

## August

- 6 Deadline for salary arbitration decisions to be rendered





## OCTOBER 2016

SUN	MON	TUES	WED	THURS	FRI	SAT
						1
2	3	4	5	6	7	8
9	10	11	12	13 NJD 7:30PM	14	15 DET 7:00PM
16	17	18 TBL 7:30PM	19	20 WSH 7:30PM	21	22 COL 7:00PM
23	24	25 PIT 7:00PM	26	27 TOR 7:30PM	28	29 BUF 1:00PM
30 DET 5:00PM	31					

## NOVEMBER 2016

SUN	MON	TUES	WED	THURS	FRI	SAT
		1 BOS 7:30PM	2	3 NJD 7:30PM	4	5 WSH 7:00PM
6	7 TBL 7:30PM	8	9	10 SJS 7:30PM	11	12 NYI 7:00PM
13	14	15 MTL 7:30PM	16	17 TOR 7:30PM	18	19 OTT 7:00PM
20 NYR 5:00PM	21	22 PHI 7:30PM	23	24	25	26 CBJ 7:00PM
27 CAR 6:00PM	28	29 CHI 8:30PM	30			

## DECEMBER 2016

SUN	MON	TUES	WED	THURS	FRI	SAT
				1 DET 7:30PM	2	3 OTT 7:00PM
4	5 BOS 7:00PM	6 PHI 7:00PM	7	8 PIT 7:30PM	9	10 VAN 7:00PM
11	12	13 MIN 8:00PM	14	15 WPG 8:00PM	16 COL 9:00PM	17
18	19	20 BUF 7:30PM	21	22 BOS 7:30PM	23 DET 7:30PM	24
25	26	27	28 TOR 7:00PM	29 MTL 7:30PM	30	31 DAL 8:00PM

## JANUARY 2017

SUN	MON	TUES	WED	THURS	FRI	SAT
1	2	3	4 WPG 7:00PM	5	6 NSH 7:30PM	7 BOS 7:00PM
8	9 NJD 7:00PM	10	11 NYI 7:00PM	12	13 NYI 7:30PM	14 CBJ 7:00PM
15	16	17 CGY 9:00PM	18 EDM 9:30PM	19	20 VAN 10:00PM	21
22	23 ARI 9:00PM	24	25	26 TBL 7:30PM	27	28
29	30	31 OTT 7:30PM				

## FEBRUARY 2017

SUN	MON	TUES	WED	THURS	FRI	SAT
			1	2	3 ANA 7:30PM	4
5	6	7	8	9 LAK 7:30PM	10	11 NSH 2:00PM
12	13	14	15 SJS 10:30PM	16	17 ANA 10:00PM	18 LAK 10:00PM
19	20 STL 8:00PM	21	22 EDM 7:30PM	23	24 CGY 7:30PM	25
26 OTT 7:30PM	27	28 CAR 7:30PM				

## MARCH 2017

SUN	MON	TUES	WED	THURS	FRI	SAT
			1	2 PHI 7:00PM	3	4 DAL 7:00PM
5	6	7 NYR 7:30PM	8	9	10 MIN 7:30PM	11 TBL 7:00PM
12	13	14 TOR 7:30PM	15	16 CBJ 7:00PM	17 NYR 7:00PM	18
19 PIT 1:00PM	20	21 CAR 7:30PM	22	23 ARI 7:30PM	24	25 CHI 7:00PM
26	27 BUF 7:00PM	28 TOR 7:30PM	29	30 MTL 7:30PM	31	

## APRIL 2017

SUN	MON	TUES	WED	THURS	FRI	SAT
						1 BOS 1:00PM
2	3 MTL 7:30PM	4	5	6 STL 7:30PM	7	8 BUF 7:00PM
9 WSH 7:00PM	10	11	12	13	14	15
16	17	18	19	20	21	22
23	24	25	26	27	28	29
30						



HOME AWAY

\*ALL TIMES EST