



2020-21
MEDIA GUIDE



2020-21 FLORIDA PANTHERS MEDIA GUIDE

EDITOR-IN-CHIEF

Mike Lewis

ASSOCIATE EDITOR

Thomas Harding

CONTRIBUTING EDITORS

Adelyn Biedenbach, Chrissy Parente

GRAPHIC DESIGN

Jeremie Lortie

Zach Blackwell



TABLE OF CONTENTS

THE EXECUTIVES

Team Directory	5-8
Florida Panthers Foundation	9
Community	10
Ownership/Front Office	11-13
Hockey Operations	14-21
Coaching Staff	22-24
Medical & Training Staff	25
Equipment Staff	26

THE PLAYERS

Player Roster	27-70
Prospects In The System	72-95
AHL/ECHL Affiliates	96
Draft History	97-104

2019-20 YEAR-IN-REVIEW

2019-20 Final NHL Standings	106
2019-20 NHL Leaders	107
2019-20 Game-by-Game Results	108-109
2019-20 Final Individual Statistics	110
2019-20 Highs & Lows	111
2019-20 Miscellaneous Statistics	112-114
2019-20 Transactions	115
2019-20 Injuries	116

2019-20 CENTRAL DIVISION OPPONENTS

Carolina Hurricanes	118
Chicago Blackhawks	119
Columbus Blue Jackets	120
Dallas Stars	121
Detroit Red Wings	122
Nashville Predators	123
Tampa Bay Lightning	124

2019-20 OPPONENTS

Anaheim Ducks	126
Arizona Coyotes	127

Boston Bruins	128
Buffalo Sabres	129
Calgary Flames	130
Colorado Avalanche	131
Edmonton Oilers	132
Los Angeles Kings	133
Minnesota Wild	134
Montreal Canadiens	135
New Jersey Devils	136
New York Islanders	137
New York Rangers	138
Ottawa Senators	139
Philadelphia Flyers	140
Pittsburgh Penguins	141
San Jose Sharks	142
St. Louis Blues	143
Toronto Maple Leafs	144
Vancouver Canucks	145
Vegas Golden Knights	146
Washington Capitals	147
Winnipeg Jets	148

REGULAR SEASON RECORDS

Panthers Records	150-177
All-Time Captains	178
All-Time Leaders	179-184
Trophies & Awards	185-187
Accolades	188
Retired Numbers	189-190
Hall of Famers	191
All-Time Records	192-196
Career Goaltending	197
Career Scoring	198-201
Team Records	202-206
Individual Records	207-208
Goaltending Records	209-210
Rookie Records	211
Season-by-Season Records	212-237



TABLE OF CONTENTS

Inaugural Season Firsts	238-239
All-Time Numerical Roster	240-241
All-Time Register	242-244
All-Time History	245-272

PANTHERS PLAYOFF HISTORY

All Time Playoff History	274-278
Playoff Leaders	279
Playoff Records	280-282
Individual Playoff Records	283-284
Goaltending Playoff Records	285
Rookie Playoff Records	286

GENERAL INFO & MEDIA

2020-21 Media Policies & Protocols	288
Broadcasting	289-291
Panthers PR & Communications Staff	292-293
Florida Panthers IceDen	294
BB&T Center	295
Panthers Alumni Association	296
National Hockey League	297
NHL Communication Contacts	298-299
NHL Critical Dates	300





TEAM DIRECTORY

Ownership

Owner & Governor: Vincent J. Viola

Executive

Vice Chairman, Partner & Alternate Governor: Douglas A. Cifu

President & CEO: Matthew Caldwell

General Manager: Bill Zito

OVG Co-Chairman & Panthers Alternate Governor: Peter Luukko

Chief Operating Officer: Sean McCaffrey

Chief Commercial Officer: Shawn Thornton

Chief of Staff: Jerome Burke

General Manager, BB&T Center: Tom Embrey

Vice President, Broadcasting and Panthers Alumni: Randy Moller

Vice President, Membership Services and Retention: Nicole Meloff

Vice President, Event Programming: Kevin Grove

Chief Financial Officer: Scott Levine

Vice President, Human Resources/Payroll: Lane Miller

Vice President, Corporate Partnerships: Katerina Perez

Vice President, Sales and Ticket Operations: Adam Summerell

General Counsel: Ed Wildermuth

Hockey Operations

Assistant General Manager: Paul Krepelka

Assistant General Manager: Brett Peterson

Senior Advisor to the General Manager: Rick Dudley

Senior Advisor to the General Manager: Paul Fenton

Special Advisor to General Manager: Roberto Luongo

Vice President of Player Personnel & Development: Gregory Campbell

Vice President of Hockey Strategy & Intelligence: Sunny Mehta

Director of Player Personnel: Bryan McCabe

Director of Hockey Operations & Salary Cap Management: Braden Birch

Director of Pro Scouting: Al Tuer

Director of Amateur Scouting: Shane Churla

Director of European Amateur Scouting: Jari Kekalainen

Assistant to the General Manager: Blake Geoffrion

Assistant to the General Manager: Tom Bark

Manager of Player Development: Mike Ryan

Manager of Hockey Administration: Sydney Bell

Manager of Team Services: Stiles Burr

Professional Scout: Neil Little


Amateur Scout: P.J. Fenton

Amateur Scout: Bill Ryan

Amateur Scout: Brett Turner

European Amateur Scout: Joakim Hedlund

European Professional Scout: Petri Skriko





TEAM DIRECTORY

Coaching & Training Staff

Head Coach: Joel Quenneville
Assistant Coach: Andrew Brunette
Assistant Coach: Derek MacKenzie
Assistant Coach: Ulf Samuelsson
Video Coach: Andrew Brewer
Goaltending Coach: Robb Tallas
Head Strength and Conditioning Coach: Mike Donoghue
Assistant Video Coach: John Congemi

Director of Sports Performance & Rehabilitation: Tim Wittenauer

Head Athletic Trainer: Dave DiNapoli
Assistant Athletic Trainer: Tommy Alva
Massage Therapist: Mike Valcy
Sports Psychologist: Dr. Derick Anderson
Head Equipment Manager: Teddy Richards
Assistant Equipment Manager: Thomas Anderson
Assistant Equipment Manager: Dakota King

Charlotte Checkers (AHL)

Head Coach: Gordie Kinnear
Goaltending Coach: Leo Luongo
Head Athletic Trainer: Alex Ambrose
Head Strength and Conditioning Coach: Artie Hairston
Manager, Team Services: Alec Rippetoe

PR & Communications

Senior Director of Communications: Adelyn Biedenbach
Manager, Communications: Chrissy Parente
Hockey Communications Specialist: Mike Lewis
Digital Media Coordinator: Peter Rossi
Communications Coordinator: Thomas Harding
Content Activation Assistant: Veronica Behonick
Videography Specialist: Dave Courtney
Team Photographer: Eliot Schechter

Game Presentation

Sr. Director, Game Presentation: Jon Adams
Director, Video Production: Dennis Docil
Senior Coordinator, Game Presentation: Amanda Ashen
Coordinator, Game Presentation: Robert Jakubek
Video Producer & Editor: Catrina Banks
Video Producer: Christian Singleton
Motion Graphics Producer: Bill Calandro
Mascot Coordinator: Tanner Buchas
Music Directors: Taiwo Cummings & Kevin Foster
P.A. Announcer: Andrew Imber

Marketing

Director of Marketing: Amanda Cifu
Marketing Manager: Zach Sattaur
Manager, Digital Marketing: Amanda Wasserman
Manager, Social Media: Kinsey Janke
Event Marketing Coordinator: Nicole Coronado
Marketing Coordinator: Jake Schreiber
Coordinator, Marketing Automation: Shane Kocick
Creative Director: Alexandra Lytle
Senior Graphic Designer: Jeremie Lortie
Graphic Designer: Austin Fulton

Community Relations & Florida Panthers Foundation

Senior Director, Florida Panthers Foundation & Community Relations: John Colombo
Community Relations Coordinator: Matthew Smith
Community Activation Coordinator: Anna DiCecco
Youth Hockey Manager: Matt Janusz
Youth Hockey Specialist: Leanne Judy
Lead Instructor, Learn to Play: Bill Lindsay
Florida Panthers Foundation Coordinator: Danielle Jacobs

Corporate Partnerships

Director, Corporate Partnerships: Ryan Sheehan
Senior Manager, Activation: Brendan Jobin
Manager, Corporate Partnerships: Brian McDonnell
Activation Specialist: Grant Wilson
Account Executive, Corporate Partnerships: Jourdan Kirby
Account Executive, Corporate Partnerships: Hunter Jones

Ticket Operations & Event Sales

Senior Director, Ticket Operations and Event Sales: Chiara DeLuca
Senior Manager, Ticket Operations and Event Sales: Kelly Odom
Coordinator, Ticket Operations: Caitlyn Llanes
Coordinator, Ticket Operations and Event Sales: Cody Kalinowski
Account Executive, Event Sales: Jamel Hardtman
Account Executive, Event Sales: Catalina Cano

Ticket Sales

Director, Premium and New Business Sales: Adam Lawson

Premium Sales

Account Executive, Premium Sales: Ryan Biddlecombe

New Business

Senior Manager, Ticket Sales: Brian Long
Account Executive, New Business Sales: Justin Wilhelm
Account Executive, New Business Sales: Hunter Marciano
Account Executive, New Business Sales: Jacob Cohen



TEAM DIRECTORY

Panthers Sales Institute

Associate, Panthers Sales Institute: Austin Gray
Associate, Panthers Sales Institute: Steve Long
Associate, Panthers Sales Institute: Alexa Capozzoli
Associate, Panthers Sales Institute: Lia Drivas

Group Sales

Director, Group Sales: Thomas Eugene
Manager, Group Activation: Zachary Eisenberg
Account Executive, Group Sales: Rory Specia
Account Executive, Group Sales: Ted Dougherty

Membership Services Team

Senior Manager, Membership Services & Retention:
Melissa Hady
Coordinator, Membership Services & Retention: Summer Carson
Account Manager, Membership Services: Brittany Moore
Account Manager, Membership Services: Jessica Felsen
Account Manager, Premium Membership Services: Jessie Keefe
Account Manager, Premium Membership Services:
Ashley Bishop

Finance & Business Support (IT, Payroll, HR)

Payroll Manager: Ana Gomez
Director, IT: Eric Greene
Employment Manager, Human Resources: Matthew Stocker
Human Resources Assistant: Joan Hunt
Technical Support Manager: Jan Vizner
A/V Supervisor: Alex Cooley
AP/AR Manager: Michele Schoppmann
Accounting Manager: Danny Martinez
Senior Staff Accountant: John Cantalupo
Senior Accountant: Chris Ciano
Senior Accountant: Jake Hayden
Accounts Payable Supervisor: Monica Quintana
Accounts Payable & Receivable Specialist: Kelly Moss

Business Intelligence

Senior Manager, Business Intelligence: Isaac Koppel
CRM Manager: Brad Daugherty
Analyst, Corporate Partnerships: Aram Cannuscio
Data Analyst: Nick McGoye

Media/Broadcasters

Television Play-By-Play: Steve Goldstein
Television Color Analyst: Randy Moller
Panthers Host: Craig Minervini
Radio Play-By-Play: Doug Plagens
Radio Color Analyst: Bill Lindsay

Beat Writer: Jameson Olive
Digital/Sideline Reporter: Katie Gaus
Television Host/Sideline Reporter: Jessica Blaylock

BB&T Center

Operations

Operations Coordinator: Vanessa Terrero
Sr. Electrician: Luke Turnbach
Electrician: Daniel Beal
Ice Technician Manager: Graham Caplinger
Ice Technician: Kevin Chappelle
Day Crew Supervisor: Marcus Hererra
Conversion Crew Supervisor: Raymond Hoadley
Senior Engineer: Angel Garcia
Engineer: Charles Gainey
Engineer: Tim Green
Engineer: Austin Williams
Engineer: Jeffrey Fulton
General Labor: AJ Foley
Electrician: Nelson Constant
General Labor: Rene Campanioni
Housekeeping Supervisor: Jody Holmes
Housekeeping Supervisor: William Banghart
Security: Franz Valcimond
Painter: Jose Anzola

Events

Director, Event Services: Mike Blanton
Senior Manager, Events: Shannon Lesovoy
Manager, Events: Dylan Dotson
Manager, Guest Services: Kasey Berry
Coordinator, Guest Services: Alina Milauskas
Parking Manager: Tiffany Delano

Retail

Director, Retail Operations: Janine Kurpiel
Manager, Retail Operations: Ryan Cavanagh

Food & Beverage

Director of Hospitality: Jarrett Seldin
Sous Chef: Victor Barnes
Executive Suites Chef: Joe Bellanti
Commissary Kitchen Manager: Albert Collado
Executive Sous Chef: Everton Dussard
Office Manager: Leslie Hunt
Suites Coordinator: Sandy Izzo
Sous Chef: Alvin Rose Club
Level Manager: Roseanna Russo
Warehouse Manager: Bruce Stofan



TEAM DIRECTORY

Office Administrator: Linda Urquijo

Food & Beverage cont.

Catering Manager: Farrah Watson

Suites Manager: Heather Wheatley

Panthers IceDen (Practice Facility)

General Manager: Keith Fine

Assistant General Manager: Ashley Mayer

Hockey Director: Peter Worrell

Assistant Hockey Director: Colleen Clark

Manager, Youth Hockey Operations: Jim Haverstrom

Director, Retail Operations: Matt Redmond

Manager, Retail Operations: Adam Leiberman

Supervisor, Retail Operations: Robert Perez

Director, Figure: Gordon Harrison

Head of Athletic Performance: Alfio Colin

Manager, Marketing and Guest Relations: Casey Gallaudet (Bickford)

Supervisor, Guest Relations: Elisabeth Villar

Supervisor, Arena Operations: Serg Soroka

Manager, Arena Operations: Tim Dasharoon

Manager, Accounting: Coreen Lavi

Accounting Assistant: Tatiana Munoz

Kitchen Coordinator: Seyavve Proctor

Recreational Hockey Coordinator: Colin Yaskowitz

Rink Supervisor: Joseph Nawaph





FLORIDA PANTHERS FOUNDATION



Photo Credit: Carlton Ward Photography

VISION

To make a positive philanthropic impact on South Florida community and beyond.

MISSION

The Florida Panthers Foundation was established to benefit the South Florida community by focusing on four priority areas:

- *Building the game of hockey for children and youth*
- *Supporting health and education initiatives for children*
- *Advocating for and supporting veterans' issues*
- *Raising awareness about the endangered Florida Panther*

WHO WE ARE

The Florida Panthers Foundation serves as the team's main charitable beneficiary. Re-introduced in the middle of the 2013-14 season under the ownership of Mr. Vincent Viola and Mr. Doug Cifu, the vision of the Florida Panthers Foundation is to make a positive philanthropic impact on the South Florida community and beyond. Through partnerships, grants, and community programs, the Foundation will focus on four priorities, including youth hockey, children and youth, veterans and the endangered Florida panther.

The Panthers Foundation raises money through various fundraisers and in-game initiatives, including the 50/50 Raffle, jersey and memorabilia auctions, outside events and other opportunities to engage fans in support of the Foundation. Through the Foundation, the Florida

Panthers looks to support exemplary South Florida nonprofit organizations that help make a positive impact in the local community.

PHILANTHROPY

Giving back to the community is the Foundation's #1 priority. Since the 2016-2017 season, the Florida Panthers Foundation has donated over \$3 million to over 123 organizations throughout the local community through the Community Champions Grant Program. As such, the Panthers Foundation is pleased to have relaunched the Community Champions Grant Program for the 2019-2020 season, which allows charitable organizations throughout South Florida to request financial support for programs and initiatives that are benefiting our community. At each of the 41 home games throughout the season, the Foundation will recognize and award one grant for up to \$25,000 to a local organization.

Scoreboard Messages/Zamboni Rides

Fans are able to donate to the Foundation by purchasing a scoreboard message or a Zamboni Ride during any Florida Panthers home games.



COMMUNITY INVOLVEMENT



YOUTH HOCKEY

The Florida Panthers continue to grow the game in the South Florida community. The Florida Panthers are in their Fourth season of their Learn to Play program with the goal of introducing the game of Hockey to those who have never had a chance to play. As part of a partnership with the NHL and NHLPA the Panthers will fit 600 children in South Florida with brand new gear and six weeks On-Ice instructions with Florida Panthers Players, Alumni and USA Hockey instructors in 7 local Panther Partner Rinks.

COMMUNITY DRIVES

Throughout the season, the Florida Panthers hosts a number of charitable drives to benefit the south Florida community, including food, toy, clothing, used youth sports equipment, book drives, etc. Fans are encouraged to bring out items at select Florida Panthers home games to help support each initiative.

CHILDREN'S HOSPITALS VISITS

Each season, Florida Panthers players, broadcasters, coaches, and Stanley C. Panther make their regular hospital visits. Players sign autographs, take pictures and distribute gift bags filled with Panthers memorabilia to all patients.

FUTURE GOALS

Future Goals is an online learning initiative that uses the fast-paced, exciting game of hockey as a learning vehicle for students to understand the real-world application of key science, technology,

engineering, and Math (STEM) subject matters. The program also introduces students to significant future career opportunities that exist in STEM-related fields. Program, training and usage is FREE to all teachers/schools.

CATS IN THE COMMUNITY

The Florida Panthers are committed to the South Florida community through a variety of initiatives from the Grassroots Marketing and Community Relations departments. The Panthers will deploy significant resources to engage South Florida you, families, current and potential fans and hockey players, to extend its reach through community-driven programs and fan outreach initiatives. The Panther Patrol will visit numerous location throughout the tri-county area to feature street hockey clinics, school/education programs and assemblies, youth hockey events, Watch Parties, as well as appearances from Panthers personalities, Stanley C Panther and more. The JetBlue Tarmac party takes place prior to every Panthers home game and feature a street hockey rink, inflatable rides, video games, DJ and potential live music performances, and vendor village.



VINCENT VIOLA

CHAIRMAN, OWNER & GOVERNOR

Vincent J. Viola is the Chairman, Owner and Governor of Sunrise Sports & Entertainment, the Florida Panthers Hockey Club, the BB&T Center, and SSE's additional operating entities. Mr. Viola also co-owns the 2017 Kentucky Derby winning horse, Always Dreaming and co-owns 2019 Breeder's Cup Classic winner Vino Rosso.

Mr. Viola is currently the Chairman Emeritus of Virtu Financial, one of the nation's foremost provider of financial technology products and services. He began his career in the financial services industry on the floor of the New York Mercantile Exchange and rose to be Vice Chairman (1993-1996) and Chairman (2001-2004). Mr. Viola is also the founder and largest stockholder in Independent Bank Group, Inc, a community banking chain headquartered in

McKinney, Texas that he founded in 1989. In 2009, he was inducted in to the Futures Industry Association Hall of Fame.

A native of Brooklyn, N.Y., Mr. Viola graduated from the U.S. Military Academy at West Point in 1977, and subsequently completed U.S. Army Airborne, Air Assault, Infantry, and Ranger Schools. He then served as an infantry officer in the 101st Airborne Division. In 1983, he graduated from the New York Law School.

Mr. Viola decisively led the New York Mercantile Exchange through the aftermath of the terrorist attacks of Sept. 11, 2001. Mr. Viola was recognized by the members and the Board of Directors of the New York Mercantile Exchange for his efforts in leading the reopening of the New York Mercantile Exchange following the terrorist attacks with a citation noting "his untiring efforts and inspirational guidance that resulted in the reopening of the New York Mercantile Exchange following the terrorist destruction of the World Trade Center on September 11, 2001."

Shortly after September 11, 2001, Mr. Viola conceived, founded, and funded the Combating Terrorism Center at West Point, now in its sixteenth year of operation.

Mr. Viola has been widely recognized for his philanthropic endeavors including to his alma mater through various gifts. Mr. Viola is a benefactor of the Columbia University medical school. He has also been honored as "Man of the Year" by the Chai Lifeline. His charitable endeavors further include donations to Fordham University.

After purchasing the Florida Panthers Hockey Club, Mr. Viola immediately revitalized the Panthers foundation and focused its efforts on serving veterans, growing youth hockey, investing in children's education, and the conservation of the panther. The foundation has become a staple in South Florida and has responded to several community needs such as Hurricane Irma relief efforts.

Mr. Viola and his wife, Teresa, have three sons - John, Michael and Travis.





DOUG CIFU

VICE CHAIRMAN, PARTNER & ALTERNATE GOVERNOR

Douglas A. Cifu is the Vice Chairman, Partner and Alternate Governor of Sunrise Sports & Entertainment, the Florida Panthers Hockey Club, BB&T Center, and SSE's additional operating entities.

Cifu, and Owner Vincent J. Viola, purchased the Panthers enterprise on Sept. 27, 2013. A native of Syosset, N.Y., Cifu graduated magna cum laude with a Bachelor of Arts degree from Columbia University in 1987 where he was elected a member of Phi Beta Kappa, and completed his J.D. from Columbia Law School in 1990.

Cifu is currently the Chief Executive Officer of Virtu Financial, LLC a global electronic market making firm and was one of the company's co-founders with Vincent Viola in 2008. Mr. Cifu also serves on the board of Independent Bank of Texas (NASDAQ: IBTX), a

community banking chain based in McKinney, Texas and Eastern Airlines, inc.

Prior to joining Virtu, Cifu practiced law for 18 years and was a partner at the international law firm Paul, Weiss, Rifkind, Wharton & Garrison. While there, Cifu served as a member of the Management Committee, was Deputy Chair of the Corporate Department, and co-head of the Private Equity Group. Highly regarded by his peers, Cifu was recognized in Chambers USA and Legal 500 as a leading mergers and acquisitions lawyer for buyouts and private equity transactions.

Cifu has a residence in Mirasol, Fla. with his wife, Melissa Lautenberg Cifu, their daughter, Rachel, and son, Daniel.



MATT CALDWELL

PRESIDENT & CEO

Matthew Caldwell was named the President & CEO of the Florida Panthers Hockey Club on April 9, 2016.

Caldwell joined the Panthers in 2014 as the organization's Chief Operating Officer.

Prior to joining the Panthers, Caldwell worked as a Vice President at Goldman Sachs in their Investment Management Division where he helped families and institutions invest their capital.

Before transitioning into the finance industry, Caldwell served five years in the U.S. Army as a military officer, where he conducted combat operations in Iraq, peacekeeping operations in Kosovo, and spent time in Germany training soldiers as they prepared to deploy to Iraq and Afghanistan. During the course of his Army career, Caldwell was awarded a Bronze Star Medal, an Iraq Campaign Medal and a NATO Kosovo Military Medal.

Caldwell currently sits on the Orange Bowl Committee, the Greater Fort Lauderdale Alliance CEO Council, the Broward Workshop Executive Committee and has been appointed to the Broward College District Board of Trustees.

Caldwell received his JD from Northwestern University School of Law, his MBA from Northwestern Kellogg School of Management, and his Bachelor of Science from West Point.



SEAN McCAFFREY

CHIEF OPERATING OFFICER

Sean McCaffrey was named Chief Operating Officer of the Florida Panthers in April 2018 after serving as the organization's Chief of Staff since June 2016.

McCaffrey currently oversees the organization's arena operations, human resources, food and beverage services, merchandise, public affairs and all special projects, including the War Memorial Auditorium restoration project in Fort Lauderdale.

Prior to joining the Panthers, McCaffrey served as a Director with the global investment firm Morgan Stanley working in both the Baltimore and New York City offices.

The native of Shelton, Conn., served five years in the United States Army as an Infantry Officer where he gained his Airborne and Ranger qualifications. He deployed to Iraq in support of Operation Iraq Freedom from 2006-2007 and was awarded the Bronze Star Medal and Army Accommodation Medal for Valor.

A 2004 graduate of the United States Military Academy at West Point where he received his Bachelor of Science, McCaffrey earned his MBA from the McDonough School of Business at Georgetown University in 2014.

Sean currently lives in Fort Lauderdale with his wife Lauren, daughter Adelynn and son Patrick.



SHAWN THORNTON

CHIEF COMMERCIAL OFFICER

Shawn Thornton joined the Florida Panthers executive staff on June 1, 2017, after playing three seasons with the club (2014-15 to 2016-17) over his 20-year professional hockey career.

Thornton began his tenure in the Panthers front office as Vice President, Business Operations before being named Senior Vice President in April 2018. He oversees and works closely with the team's Community Relations, Public Relations, Game Presentation, Marketing and Corporate Partnership departments.

He played in his final NHL game as a member of the Panthers on April 8, 2017. A two-time Stanley Cup champion (2007, 2011), the native of Oshawa, Ontario, appeared in 705 NHL games with the Panthers (2014-15 to 2016-17), Boston Bruins (2007-08 to 2013-14), Anaheim Ducks (2006-07) and Chicago Blackhawks (2002-03 to 2005-06) recording 102 points (42-60-102). During his playing career with the Panthers, Thornton became the only player in professional hockey history to begin his career after expansion and play in over 700 NHL games and 600 AHL games.

He founded the Shawn Thornton Foundation (@ThorntonFDN) in 2013 and serves as the Foundation's President and Director. The Shawn Thornton Foundation is dedicated to helping find cures for diseases close to his heart, specifically Parkinson's and cancer. Through his foundation, Thornton holds an annual 'Pucks and Punches for Parkinson's' golf event and does charitable work throughout Boston and South Florida.

Thornton resides in Parkland with his wife Erin and their daughters Nora and Ainsley.



JEROME BURKE

CHIEF OF STAFF

Jerome Burke was named the Florida Panthers Chief of Staff in March 2018.

Burke acts as an advisor to President & CEO Matthew Caldwell and the executive team of the Panthers.

First joining the Panthers organization in May 2012 as a staff accountant, Burke has held several diverse positions for the club ranging from Financial Analyst, Team Services Manager and Director of Business Operations.

Prior to his career with the Panthers, the native of Montreal, Quebec, served as a financial controller for the Montreal Junior Hockey Club (QMJHL).

He earned his Bachelor of Business Administration from McGill University in 2008 and earned his MBA in Sports Management from Florida Atlantic University.

Burke resides in Fort Lauderdale with his wife, Amanda.



BILL ZITO GENERAL MANAGER

Bill Zito was named General Manager of the Florida Panthers on September 2, 2020.

Zito oversees the club's hockey operations including all matters relating to player personnel, scouting department and minor league operations.

Prior to joining the Panthers, Zito spent seven seasons with the Columbus Blue Jackets organization (2013-14 to 2019-2020) holding the position of Assistant General Manager for six seasons before his promotion in 2019 to Vice President of Hockey Operations, Associate General Manager and Alternate Governor. In 2015-16, Zito was appointed the General Manager for Columbus' American Hockey League affiliate, the

Cleveland Monsters (then Lake Erie Monsters). During Zito's first season with the Monsters, the club won its first-ever Calder Cup Championship.

The native of Pittsburgh, Pa., served as the general manager of the United States Men's National Team that captured bronze at the 2018 IIHF World Championship and was a member of the management team for Team USA at the 2015 IIHF World Championship, winning a bronze medal.

Prior to his career as an NHL executive, Zito founded and built Acme World Sports into a top agency for hockey players. He represented Vezina Trophy winners Tim Thomas and Tuukka Rask, Vezina Trophy finalist Antii Niemi, Selke Trophy winner John Madden and All-Stars Kimmo Timonen and Brian Rafalski.

Zito graduated from Yale University and played three seasons on the men's ice hockey team from 1984-85 to 1986-87. Zito played one season of professional hockey in Europe after graduating from Yale. Raised in Milwaukee, Wisc., Zito returned home to attend law school at the University of Wisconsin. While pursuing his law degree, Zito served as a graduate assistant, an assistant coach for the Badgers hockey team and a radio color commentator for Badgers hockey.

In 2019, Zito participated in the 100-mile Pelatonia, a bicycle fundraiser for which he personally raised over \$150,000, a fundraising record for the event by an individual. The Pelatonia has raised over \$195 million since the first event in 2008 for The Ohio State University Comprehensive Cancer Center-Arthur G. James Cancer Hospital and the Richard Solove Research Institute.

Zito and his wife, Julie, are the parents of twin daughters Frankie and Gigi and son Billy.





PAUL KREPELKA

ASSISTANT GENERAL MANAGER

Paul Krepelka was named the Assistant General Manager of the Florida Panthers on Nov. 2, 2020.

He joins the Panthers after spending the previous two seasons as the Vice President of Hockey Operations for the Carolina Hurricanes (2018-19 to 2019-20).

The native of Arlington, Mass., spent 20 years as a sports agent including his time as co-founder and partner of Orr Hockey Group, helping it grow into a highly respected agency among NHL players.

A graduate of Princeton University, where he played collegiate hockey, Krepelka played professionally in the ECHL for the Hampton Roads Admirals from 1991-92 to 1992-93, winning a Riley Cup with the Admirals in 1992. Krepelka earned his law degree from Suffolk University following his professional playing career.



BRETT PETERSON

ASSISTANT GENERAL MANAGER

Brett Peterson was named the Assistant General Manager of the Florida Panthers on Nov. 17, 2020.

Peterson served as the Vice President, Hockey for Wasserman Media Group prior to joining the Panthers and has been a certified NHL player agent since 2009 with Wasserman/Acme World Sports.

The native of Northborough, Mass., Peterson played five years of professional hockey (2004-05 to 2008-09) as a defenseman in the American Hockey League (AHL), ECHL and the International Hockey League (IHL).

Prior to his professional career, Peterson played four seasons for Boston College (2000-01 to 2003-04), where he appeared in 157 games, posting 28 points (8-20-28) and won a NCAA National Championship in 2001 with the team.

He serves as an advisor/consultant to the NextGEN AAA Foundation hockey team, a nonprofit organization that provides mentoring and hockey programs to underprivileged youth and underserved communities. The all-minority team recently won the 2020 Beantown Summer Classic Tournament.



RICK DUDLEY

SENIOR ADVISOR TO THE GENERAL MANAGER

Rick Dudley was named Senior Advisor to the General Manager on Sept. 15, 2020

Dudley, 71, has over 45 years of experience in professional hockey and over 20 years of experience as an NHL executive. He rejoins the Panthers front office after most recently serving as the Senior Vice President of Hockey Operations for the Carolina Hurricanes for two seasons. The native of Toronto, Ontario served two seasons as the Panthers General Manager (2002-03 to 2003-04).

Dudley has held senior executive roles with Carolina (2018-19 to 2019-20), the Montreal Canadiens (2012-13 to 2017-18), Toronto Maple Leafs (2011-12), Atlanta Thrashers (2009-10 to 2010-11), Chicago Blackhawks (2004-05 to 2008-09), Florida Panthers (2002-03 to 2003-04), Tampa Bay Lightning (1999-00 to 2002-03) and Ottawa Senators (1998-99). He has held the position of General Manager for Atlanta, Florida, Tampa Bay and Ottawa.

Dudley spent three seasons as Head Coach of the Buffalo Sabres (1989-90 to 1991-92) and held GM and Head Coaching positions in the IHL, AHL and ACHL. He won the IHL Turner Cup Championship as GM of the Detroit Vipers in 1996-97 and was IHL Coach of the Year in 1987-88 with the Flint Spirits. He began his front office career in the ACHL with the Carolina Thunderbirds, serving as Owner, General Manager and Head Coach for four seasons (1982-83 to 1985-86).

He played in over 750 professional hockey games in the NHL, AHL, WHA, IHL and CHL. Undrafted, he played 309 career NHL games for the Buffalo Sabres (1972-73 to 1980-81) and Winnipeg Jets (1980-81), producing 174 points (75-99-174).



PAUL FENTON

SENIOR ADVISOR TO THE GENERAL MANAGER

Paul Fenton was named Senior Advisor to the General Manager on Sept. 15, 2020.

Fenton, 60 joins the Panthers with over 20 years of NHL front office experience.

The native of Springfield, Mass., spent 20 years with the Nashville Predators organization, joining the franchise upon its inception as the Director of Player Personnel. Serving seven seasons in that role, Fenton was promoted to Assistant General Manager in 2006-07, a position he held until 2017-18. He also served as General Manager of Nashville's AHL affiliate, the Milwaukee Admirals for five seasons (2013-14 to 2017-18).

Most recently serving as a scout for the Columbus Blue Jackets, Fenton has served as General Manager of the Minnesota Wild (2018-19) and Team USA at the 2011 IIHF World Championship. He also served as Director of Player Personnel for Team North America at the 2016 World Cup of Hockey and as a professional scout (1993-94 to 1995-96) and Director of Pro Scouting (1996-97 to 1997-98) with the Mighty Ducks of Anaheim.

Undrafted, the Boston University alum, played professional hockey for 11 years, including eight seasons in the NHL. He played 411 career NHL games for the Hartford Whalers (1984-85 to 1985-86), New York Rangers (1986-87), Los Angeles Kings (1987-88 to 1988-89), Winnipeg Jets (1988-89 to 1990-91), Toronto Maple Leafs (1990-91), Calgary Flames (1990-91) and San Jose Sharks (1991-92), producing 183 points (100-83-183).



ROBERTO LUONGO

SPECIAL ADVISOR TO THE GENERAL MANAGER

Roberto Luongo was named the Florida Panthers Special Advisor to the General Manager on Nov. 13, 2019.

Luongo, 41, spent 11 of his 19 NHL seasons with Florida, owning a number of Panthers franchise goaltending records including games played (572), wins (230) and shutouts (38). The five-time NHL All-Star ended his NHL playing career ranking second all-time in games played by a goaltender (1,044), third in wins (489) and ninth in shutouts (77). He is of only three goaltenders in NHL history to have played 1,000 NHL games.

The three-time Vezina Trophy finalist was selected by the New York Islanders in the first round (fourth overall) of the 1997 NHL Draft. Luongo appeared in 1,044 career NHL games for the NY Islanders (1999-00), Vancouver Canucks (2006-07 to 2013-14) and Florida (2000-01 to 2005-06, 2013-14 to 2018-19). During his time with the Canucks, Luongo reached the 2011 Stanley Cup Final and was awarded the William M. Jennings Trophy.

On the international stage, Luongo is a two-time Olympic Gold Medalist, helping backstop Team Canada to gold in 2010 and 2014. In his career with Canada at the IIHF World Championship, Luongo clinched gold at the 2003 and 2004 tournaments and also captured gold with Canada at the 2004 World Cup of Hockey.

On Oct. 29, 2019, Luongo was named to the Broward County Sports Hall of Fame and on March 7, 2020, Luongo became the first player in Panthers franchise history to have his jersey number (no. 1) retired.

Luongo resides in Parkland, Fla., with his wife, Gina, and their children, Gabriella and Gianni.



GREGORY CAMPBELL

VICE PRESIDENT OF PLAYER PERSONNEL & DEVELOPMENT

Gregory Campbell, 36, returns to the Panthers after spending the last four seasons as a Player Development Coach in the Columbus Blue Jackets organization.

Campbell was originally selected by Florida in the third round (67th overall) of the 2002 NHL Draft. He spent six seasons with the Panthers (2003-04 to 2009-10), registering 85 points (29-56-85) over 363 regular season games. The native of London, Ontario, led the Panthers in hits for three consecutive seasons 2007-08 to 2009-10, totaling 516 hits over 218 games.

As a player, Campbell has won championships on the professional, major junior and international stages winning a Stanley Cup with the Boston Bruins in 2011, Memorial Cup and Ontario Hockey League Championship with the Kitchener Rangers in 2003 and captured the Spengler Cup with Team Canada in 2017.

Campbell won the 2002-03 Ed Chynoweth Award as the top scorer in the Memorial Cup Tournament, posting seven points (1-6-7) in four games. In that same season, he was named the Canadian Hockey League's Most Sportsmanlike Player and helped Team Canada earn a Silver Medal at the 2003 IIHF World Junior Championship.

He played 803 career NHL games for Florida, Boston (2010-11 to 2013-14) and Columbus (2015-16), recording 187 points (71-116-187).



SUNNY MEHTA

VICE PRESIDENT OF HOCKEY STRATEGY & INTELLIGENCE

The Florida Panthers announced the hiring of Sunny Mehta, Vice President of Hockey Strategy & Intelligence on Dec. 29, 2020.

Mehta pioneered the first full-time analytics department in the NHL, serving as Director of Hockey Analytics for the New Jersey Devils for four seasons (2014-15 to 2017-18). He has also consulted for the Washington Capitals and Arizona Coyotes. Beyond his work in the National Hockey League, Mehta has also consulted for six Major League Baseball (MLB) teams through a partnership with Zelus Analytics.

The native of Wyckoff, N.J., played varsity hockey for Ramapo High School in Franklin Lakes, N.J., and graduated from the University of Miami's Frost School of Music in 2000. Following his graduation, Mehta spent time as professional musician and poker player and co-authored two bestselling books on poker strategy.

Following his professional poker career, he served as a Proprietary Derivatives Trader at Peak6 Capital Management at the Chicago Board of Trade.

He most recently held the position of Senior Data Scientist for Zelus Analytics while pursuing his master's degree in data science from City University of New York.



BRYAN McCABE

DIRECTOR OF PLAYER PERSONNEL

Bryan McCabe was promoted to the Florida Panthers Director of Player Personnel on June 14, 2017 after previously serving as the club's Director of Player Development for five seasons.

McCabe played in 1,135 NHL contests, with 528 points (145-383-528) and 1,732 PIM. Over his career, the All-Star defenseman competed for the New York Islanders (1995-98), Vancouver Canucks (1998-99), Chicago Blackhawks (1999-00), Toronto Maple Leafs (2000-08), Florida Panthers (2008-11) and New York Rangers (2011).

During his playing career in Florida, McCabe served as the sixth captain in franchise history and skated in his 1,000th NHL game.

On the international stage of his career, the native of Calgary, Alberta, won gold with Canada at the 1997 IIHF World Championship, 1995 and 1996 IIHF World Junior Championships and 1992 Pacific Cup. McCabe represented Canada at the 2006 Winter Olympic Games in Turin, Italy.

McCabe and his wife Roberta have two daughters, Stevie and Jocelyn, and a son Linkin.



BRADEN BIRCH

DIRECTOR OF HOCKEY OPERATIONS & SALARY CAP MANAGEMENT

Braden Birch was named Director of Hockey Operations in May 2016.

Birch's current duties with the Florida Panthers include Collective Bargaining Agreement compliance, Salary Cap and Payroll management, aids in contract negotiations and professional scouting. Additionally, he serves as the team's liaison for all Player transactions with NHL's Central Registry and manages payroll, salary cap and budget for all of Hockey Operations.

A native of Hamilton, Ontario, Birch was selected in the 2008 NHL Draft by the Chicago Blackhawks. He spent four years in their development system while playing Division-1 Varsity Men's Ice Hockey for Cornell University of the NCAA. Upon graduating with his bachelor's degree, Birch played professionally for HIFK (Liiga), the Florida Everblades (ECHL) and Colorado Eagles (ECHL).

Birch holds an MBA in Sports Management from Florida Atlantic University.



BLAKE GEOFFRION

ASSISTANT TO THE GENERAL MANAGER

Blake Geoffrion joined the Panthers on Sept. 15, 2020.

Geoffrion spent seven seasons with the Blue Jackets organization, serving four seasons as a professional scout (2013-14 to 2015-16, 2019-20) and three seasons as Assistant General Manager for the club's AHL affiliate, the Cleveland Monsters (2016-17 to 2018-19).

Born in Plantation, Fla., and raised in Nashville, Tenn., Geoffrion was selected by the Nashville Predators in the second round (56th overall) of the 2006 NHL Draft.

Geoffrion played 55 NHL games for Nashville (2010-11 to 2011-12) and the Montreal Canadiens (2011-12), producing 13 points (8-5-13). He played 84 career AHL games, recording 64 points (21-43-64).

Geoffrion won the 2010 Hobey Baker Award as the NCAA's top collegiate player while playing for the University of Wisconsin. He helped Team USA earn a Bronze Medal at the 2007 IIHF World Junior Championship and a Gold Medal at the 2006 IIHF U18 World Junior Championship.

Geoffrion's great-grandfather Howie Morenz was a three-time Stanley Cup Champion with the Montreal Canadiens and one of nine original inductees of the inaugural class of the Hockey Hall of Fame. His grandfather Hockey Hall of Famer Bernie "Boom Boom" Geoffrion was a seven-time Stanley Cup Champion with Montreal and his father Dan Geoffrion was selected eighth overall by Montreal in the 1978 Entry Draft and played 111 career NHL games.



TOM BARK

ASSISTANT TO THE GENERAL MANAGER

Tom Bark was named Assistant to the General Manager on Nov. 2, 2020.

Bark joins the Panthers after five seasons with the Columbus Blue Jackets (2015-16 to 2019-20), most recently serving as the club's Manager of Scouting Operations and Player Evaluation.

Born in Seoul, South Korea, and raised in Toronto, Ontario, Bark served as an analytics consultant for South Korea at the 2018 Olympic Winter Games and the 2018 IIHF World Championship.

Prior to his time with the Blue Jackets, Bark spent three years as an associate at Acme World Sports, specializing in regulatory compliance, player evaluation and global market dynamics.

Bark graduated from Lake Forest College in 2013 and earned his Juris Doctorate from the Moritz College of Law at The Ohio State University in 2017. While at Lake Forest College, Bark played four seasons for the NCAA Div. III club.



FRANCOIS ALLAIRE

GOALTENDING CONSULTANT

Francois Allaire joined the Florida Panthers as a goaltending consultant on Dec. 8, 2020.

Working alongside Roberto Luongo to oversee the club's new cutting-edge Goaltending Excellence Department, Allaire joins the Panthers with 30-plus years of experience as a National Hockey League goaltending coach.

A highly renowned figure in the goaltending community, Allaire is known for his development of goaltending techniques and has mentored a number of elite NHL goaltenders including Luongo, Patrick Roy and Jean-Sebastien Giguere.

Allaire has served as goaltending coach for the Colorado Avalanche (2013-14 to 2016-17), Toronto Maple Leafs (2009-10 to 2011-12), Anaheim Ducks/Mighty Ducks of Anaheim (1996-97 to 2008-09) and Montreal Canadiens (1985-86 to 1995-96), where he was the franchise's first-ever goaltending coach.

The native of Mirabel, Quebec is a three-time Stanley Cup Champion winning two Stanley Cups with Montreal (1986, 1993) and one with Anaheim (2007). He also won the 1985 Calder Cup Championship with the American Hockey League's (AHL) Sherbrooke Canadiens.



HOCKEY OPERATIONS STAFF



MIKE RYAN

Manager, Player Development



SYDNEY BELL

Manager, Hockey Administration



AUSTIN POWELL



STILES BURR

Team Services Manager



DERICK ANDERSON

Director of Sports Psychology



AL TUER

DIRECTOR OF PROFESSIONAL SCOUTING

Al Tuer enters his 11th season with the Panthers, his fourth as the club's Director of Professional Scouting.

Tuer joined the Panthers in 2010-11 as a pro scout after spending nine seasons as an amateur scout for the Calgary Flames.

Before his NHL scouting career, the native of North Battleford, Saskatchewan, served five seasons as General Manager/Head Coach of the Moose Jaw Warriors and one season for the Tri-City Americans of the Western Hockey League (WHL).

Selected by the Los Angeles Kings in the ninth round of the 1981 NHL Draft, Tuer played 10 seasons of professional hockey including 57 NHL games with the Kings, Minnesota North Stars and Hartford Whalers.



SHANE CHURLA

DIRECTOR OF AMATEUR SCOUTING

Shane Churla enters his first season with the Panthers and was named Director of Amateur Scouting on Nov. 23, 2020.

Prior to joining the Panthers, Churla served the last seven seasons with the Montreal Canadiens scouting staff (2013-14 to 2019-20) including the past four seasons as the club's Director of Amateur Scouting and three as Chief of Amateur Scouting.

The native of Fernie, British Columbia served as an amateur scout for the Dallas Stars for seven seasons (2005-06 to 2012-13) and five seasons as an amateur scout for the Arizona/Phoenix Coyotes (2000-01 to 2004-05).

Originally selected by the Hartford Whalers in the sixth round of the 1985 NHL Draft, Churla played 488 career games for Hartford, the Calgary Flames, Minnesota North Stars/Dallas Stars, Los Angeles Kings and New York Rangers registering 71 points (26-45-71) and 2,301 PIM.



JARI KEKALAINEN

DIRECTOR OF EUROPEAN AMATEUR SCOUTING

Jari Kekalainen enters his 19th season with the Panthers and third as the Director of European Amateur Scouting.

A highly regarded European scout, Kekalainen is among the longest tenured scouts on Florida's staff, joining the Panthers in 2002-03.

Kekalainen is responsible for the selection of several talented Finnish-born players in the NHL Draft including three first round picks with Aleksander Barkov, Anton Lundell and Henrik Borgstrom.

Aside from his time with the Panthers, Kekalainen has served as a player coordinator for Tampere Tappara of Finland's Liiga and played junior hockey for Tappara and KalPa's U20 clubs.

The Kekalainen family has been associated with professional hockey and the NHL for a number of years. His oldest brother, Jarmo is the General Manager of the Columbus Blue Jackets and his older brother Janne is a longtime scout for the Nashville Predators.



NEIL LITTLE
Professional Scout




P.J. FENTON
Amateur Scout



BILL RYAN
Amateur Scout




BRETT TURNER
Amateur Scout



JOAKIM HEDLUND
Amateur Scout, Europe



PETRI SKRIKO
Professional Scout, Europe

**JOEL QUENNEVILLE****HEAD COACH**

Joel Quenneville was named head coach of the Florida Panthers on April 8, 2019.

Quenneville has more than 20 years of NHL head coaching experience with the St. Louis Blues (1996-2004), Colorado Avalanche (2005-2008) and Chicago Blackhawks (2008-2018) organizations. A native of Windsor, Ontario, Quenneville is one of only two NHL Head Coaches in NHL History to reach 900 wins. Quenneville is a four-time Stanley Cup champion, with three championships won as a head coach.


Quenneville guided the Blackhawks to Stanley Cup victories in 2010, 2013 and 2015 during a historic 10-year run with the Blackhawks and is one of only 11 head coaches in NHL history to win the Stanley Cup on three occasions. Since

2005-06, Quenneville is the only NHL head coach to win the Stanley Cup three times.

The recipient of the Jack Adams Award in 1999-00, Quenneville helped lead the St. Louis Blues to a President's Trophy with a 51-19-11-1 record.

Prior to his head coaching career, Quenneville served as an assistant coach for the Quebec Nordiques/Colorado Avalanche (1994-96), winning the 1996 Stanley Cup.

The former defenseman was selected by the Toronto Maple Leafs in the second round (21st overall) of the 1978 NHL Entry Draft. Quenneville played in 803 career NHL regular season games, recording 190 points (54-136-190) with Toronto (1978-79 to 1979-80), the Colorado Rockies (1979-80 to 1981-82), New Jersey Devils (1982-83), Hartford Whalers (1983-84 to 1989-90) and Washington Capitals (1990-91).





ULF SAMUELSSON

ASSISTANT COACH

Ulf Samuelsson enters his first season as Assistant Coach of the Florida Panthers.

Samuelsson joins the Panthers coaching staff with over 30 years of professional hockey experience as both a player and coach.

Prior to joining Florida, the native of Fagerstad, Sweden, served as Head Coach of Leksands IF of the Swedish Hockey League (SHL) in 2019-20 and spent time as a scout with the Seattle Kraken NHL expansion franchise.

Over a 15-year coaching career, Samuelsson has served as an assistant coach in the National Hockey League for the Phoenix Coyotes (2006-07 to 2010-11), New York Rangers (2013-14 to 2015-16) and Chicago Blackhawks (2017-18 to 2018-19). He served as Head Coach of MODO Hockey in Sweden for two seasons (2011-12 to 2012-13) and spent one season (2016-17) as Head Coach of the Charlotte Checkers of the American Hockey League (AHL).

During his 16-season playing career, Samuelsson won two consecutive Stanley Cups with the Pittsburgh Penguins in 1991 and 1992.

The longtime NHL defenseman was originally selected by the Hartford Whalers in the fourth round (67th overall) of the 1982 NHL Draft. He played in 1,080 career NHL regular season games for Hartford (1984-85 to 1990-91), Pittsburgh (1990-91 to 1994-95), the New York Rangers (1995-96 to 1998-99), Detroit Red Wings (1998-99) and Philadelphia Flyers (1999-00), producing 332 points (57-275-332) and logged 2,453 penalty minutes, the most among Swedish-born NHLers all-time.



ANDREW BRUNETTE

ASSISTANT COACH

Andrew Brunette enters his second season as Assistant Coach of the Florida Panthers.

Brunette, 47, spent seven seasons with the Minnesota Wild organization serving in multiple different capacities including Director of Player Personnel, Assistant General Manager, Assistant Coach and Special Assistant to the General Manager.

The longtime NHL forward appeared in 1,109 NHL games for the Washington Capitals (1995-96 to 1997-98), Nashville Predators (1998-99), Atlanta Thrashers (1999-00 to 2000-01), Minnesota Wild (2001-02 to 2003-04, 2008-09 to 2010-11), Colorado Avalanche (2005-06 to 2007-08), and Chicago Blackhawks (2011-12). He was originally selected by Washington in the seventh round (174th overall) of the 1993 NHL Draft.

The native of Sudbury, Ontario played his final NHL season in Chicago under Head Coach Joel Quenneville.



DEREK MacKENZIE

ASSISTANT COACH

Derek MacKenzie enters his second season as Assistant Coach of the Florida Panthers.

MacKenzie, 39, completed his final NHL season in 2018-19 with the Panthers after a season-ending shoulder injury. Throughout 2018-19, while recovering from injury, MacKenzie assisted the Panthers coaching staff in an unofficial assistant coaching role.

The native of Sudbury, Ontario played five seasons for the Panthers (2014-15 to 2018-19) serving as captain for two seasons (2016-17 to 2017-18). MacKenzie played 304 games with Florida, producing 54 points (20-34-54).

A veteran of 1,161 professional games, MacKenzie played 611 career NHL games for the Atlanta Thrashers (2001-02 to 2006-07), Columbus Blue Jackets (2007-08 to 2013-14) and Florida Panthers (2014-15 to 2018-19), registering 125 points (51-74-125). He was originally selected by Atlanta in the fifth round (128th overall) of the 1999 NHL Draft.



ROBB TALLAS

GOALTENDING COACH

Robb Tallas enters his 12th season as goaltending coach of the Panthers and has coached and trained goaltenders including Roberto Luongo, Tomas Vokoun and Jose Theodore.

Undrafted, the native of Edmonton, Alberta, played 13 years of professional hockey including eight seasons in the NHL for the Boston Bruins (1995-96 to 1999-00) and Chicago Blackhawks (2000-01). Through his pro career, Tallas played in the AHL, ECHL, International Hockey League (IHL) and spent time overseas playing in Finland and Austria.

He founded the Robb Tallas Goalie Development school conducting camps at the Panthers IceDen in Coral Springs, Fla., and served as goaltending coach for Italy at the 2019 IIHF World Championship. Additionally, he serves as an active member of the Florida Panthers Alumni Association.

Along with his duties as Florida's goaltending coach, Tallas will contribute to the scouting of goaltenders at the amateur level.



MIKE DONOGHUE

HEAD STRENGTH & CONDITIONING COACH

Mike Donoghue enters his second season as Head Strength & Conditioning Coach of the Florida Panthers.

Donoghue previously served in the same role for Florida's AHL affiliate, the Springfield Thunderbirds, during the 2018-19 season. Prior to that, he served as Head Strength Coach and Director of Performance for Athletic Performance Training in Falmouth, Massachusetts.

He holds a Bachelor of Science in Kinesiology and Exercise Science from Springfield College.



ANDREW BREWER

VIDEO COACH

Andrew Brewer enters his first season as Video Coach of the Florida Panthers.

Prior to joining Florida, Brewer served as an assistant coach with the Toronto Maple Leafs for the previous five seasons (2015-16 to 2019-20). Before his time with the Maple Leafs, Brewer served as video coach for the Detroit Red Wings (2014-15).

The native of Moncton, New Brunswick, has served as the Video Coach for Hockey Canada at numerous international tournaments, including the IIHF World Championship, IIHF World Junior Championship, World Cup of Hockey and Olympic Winter Games. He won Gold Medals with Canada at the 2014 Olympics and 2016 World Championship and helped Canada

capture the 2016 World Cup of Hockey.

He began his coaching career as Video Coach for the University of New Brunswick. He spent three seasons with the University's hockey club (2008-09 to 2010-11) and won a 2009 Canadian Interuniversity Sport Championship.



JOHN CONGEMI

ASSISTANT VIDEO COACH

John Congemi enters his second season as Assistant Video Coach of the Panthers.

A native of Weston, Florida, Congemi grew up playing youth travel ice hockey with the Florida Jr. Panthers, and continued to play ice hockey at St. Thomas Aquinas High School.

Congemi is a graduate of Florida State University and holds a Bachelor of Arts in Sport Management. He also holds a MBA in Sport Management from Florida Atlantic University.



DAVE DiNAPOLI

HEAD ATHLETIC TRAINER

David DiNapoli enters his fifth season as Head Athletic Trainer of the Florida Panthers. He previously spent 17 seasons as an athletic trainer for the Yale University Bulldogs. As the Head Athletic Trainer for Yale University, DiNapoli was responsible for overseeing all aspects of the sports medicine program. During his tenure at Yale, he has worked with the football, men's and women's ice hockey and basketball programs.

DiNapoli was also a faculty member of Quinnipiac University, where he taught an advanced practicum class specializing in manual therapy, functional biomechanical assessment and corrective exercise rehabilitation.

Prior to Yale, he completed an internship with the Buffalo Bills of the National Football League. Following completion of his internship, he worked for five years in CT Orthopedics Specialists physical therapy department as well as providing per diem coverage for the American Hockey League's Beast of New Haven.

DiNapoli is a 1994 graduate of Keene State College and is an active member of the National Athletic Trainers Association and Traumatic Brain Injury Project's -Big Ten/CIC-Ivy League TBI Research Collaboration Committee on Institutional Cooperation.

A manual clinician by trade, he is trained in Positional Trigger Point Release, Mulligan and joint mobilization, Muscle Energy Techniques for cervical, thoracic, lumbar and sacroiliac dysfunction, myofascial release and Functional Movement Screening.

He and his wife, Kelly, have a daughter, Julia, and a son, Tyler.



TOMMY ALVA

ASSISTANT ATHLETIC TRAINER

Tommy Alva enters his 10th season as the Florida Panthers assistant athletic trainer.

Prior to joining the Panthers Alva spent three seasons as the Atlanta Thrashers head athletic trainer. In this role, he was responsible for the assessment, treatment and rehabilitation of player injuries and assisted with the overall medical and training programs of the organization. Alva served as the head athletic trainer for the Norfolk Admirals of the American Hockey League during the 2007-08 season and spent the previous four years as assistant athletic trainer for the Dallas Stars from 2003-04 to 2006-07.

Prior to his role with the Stars, he spent one season as the head athletic trainer for the Barcelona Dragons of NFL Europe in 2000 and worked as the head athletic trainer for the Dallas Burn of Major League Soccer for four seasons from 1996-

2000.

A native of Dallas, Texas, Alva earned his Bachelors and Masters from Henderson State University in Arkansas. He and his wife, Stephanie, have a son, Kaleb.



TIM WITTENAUER

DIRECTOR OF SPORTS PERFORMANCE & REHABILITATION

Tim Wittenauer enters his fifth season with the Panthers. He oversees injury prevention, performance enhancement, and rehabilitation of the athletes.

Tim completed his masters in physical therapy degree in 1993 at the Medical College of Virginia followed by three years of intense post-graduate education in Functional Manual Therapy (FMT)®. Tim sat for the FMT certification exam and earned the title of Certified Functional Manual Therapist with distinction in 1998. He has specialized in functional manual therapy ever since. Tim is one of the longest tenured Certified Functional Manual Therapists in the country.

In 23 years of clinical practice, Tim has evaluated and treated dozens of Olympic, professional, college, high school, and middle school athletes from virtually every sport, including figure skaters, swimmers, dancers, runners, and hockey, football, baseball, lacrosse, soccer, volleyball, and basketball players. He has served as a consultant and as an educator for university athletic trainers (ATC's) and university athletic training departments at the University of Richmond, Virginia Commonwealth University, and Longwood University.

Tim is a Primary Instructor and has taught since 1998, for the nationally recognized post-graduate manual therapy education company, The Institute of Physical Art. He is founder and owner of Advanced Physical Therapy, Inc., a 5,000 square foot physical therapy and athletic development center.



MIKE VALCY

MASSAGE THERAPIST

Mike Valcy enters his fifth season as the Panthers Massage Therapist.

Prior to his time with the Panthers, Valcy worked in Massage Therapy and Body Work at Florida College of National Health. Valcy holds an Associates degree in Massage and Body Work Therapy from Florida College of National Health-Pompano Beach and is also an ABMP Member of the Florida State Massage Therapy Association.

A graduate of Bridgeport University, where he earned a B.A. in Political Science, Valcy received his M.A. in Business



TEDDY RICHARDS

HEAD EQUIPMENT MANAGER

Teddy Richards enters his fifth season as Head Equipment Manager with the Panthers following three seasons with the Pittsburgh Penguins and 11 seasons with that team's top minor-league affiliate, Wilkes-Barre/Scranton of the American Hockey League (AHL). Richards spent seven years as the head equipment manager for WBS after four years as an assistant.

During his time in WBS, the team made three Calder Cup Final appearances. Richards worked his 1,000th professional game against the Chicago Blackhawks on January 21st 2015.

Richards was able to win the Stanley Cup with the Penguins, shortly thereafter taking the Head Equipment manager position with the Panthers. Richards has three children, Teddy, Ellie, and Jackson and resides in Parkland.



DAKOTA KING

ASSISTANT EQUIPMENT MANAGER

Dakota King enters his seventh season as an Equipment Manager for the Florida Panthers.

King served as head equipment manager for the Atlanta Gladiators (ECHL), after spending eight seasons as a locker room assistant. He was named the 2014-15 ECHL Equipment Manager of the Year.

He also served as the assistant clubhouse manager for the Gwinnett Braves and was the head equipment manager for the Georgia Force of the Arena Football League in 2012.



THOMAS ANDERSON

ASSISTANT EQUIPMENT MANAGER

Thomas Anderson enters his fourth season with the Panthers following four-year stint as an Assistant Equipment Manager with the Rochester Americans (AHL).

Prior to joining the Panthers, Anderson served four seasons as Assistant Equipment Manager of the Rochester Americans (AHL), one season with the Texas Stars (AHL) and spent parts of seven seasons with the Gwinnett Gladiators (ECHL).

In addition to his time with the Gladiators, Anderson also worked as an Assistant Equipment Manager with the Charlotte Checkers (ECHL) as well as one season as the Equipment Manager for the Arena Football League's Georgia Force.


Anderson resides in Tamarac with his wife, Nicole and son, Mason.





PLAYERS





NOEL ACCIARI 55

Position: Forward
Drafted: Undrafted

Shoots: Right
Born: Dec. 1, 1991

Height: 5'10" **Weight:** 209
Birthplace: Johnston, RI

How Acquired: Signed to a three-year contract, July 1, 2019

2019-20 SEASON

- Set career-bests in goals (20), points (27) and shots (108)
- Led FLA in game-winning goals (5), even-strength goals (19), and hits (121)
- Led all NHL forwards in blocked shots (103)
- Ranked second on FLA in hits (13) over four Stanley Cup Qualifier games
- Tallied his 20th goal of the season, Feb. 27 vs. TOR
- Scored his team-best fifth game-winning goal of the season, Jan. 20 at MIN
- Three-game goal/point streak (7-1-8), Dec. 16-21
- Tallied a shorthanded penalty shot goal to complete hat trick, Dec. 20 vs. DAL
- Recorded hat tricks in consecutive games, Dec. 16-20
- Recorded the game-winning goal, the 3rd game-winner of his career, Oct. 14 at NJD
- Scored first goal as a Panther in home opening game, Oct. 5 vs TBL

CAREER HIGHLIGHTS

- Reached the 2019 Stanley Cup Final with BOS and led the team with 74 hits over 19 playoff games.
- Posted a career-high 221 hits with BOS in 2018-19.
- Scored back-to-back hat tricks (Dec. 16 – 20, 2019), joining Pavel Bure as the only two Panthers players in franchise history to achieve the feat
- Produced his first professional 20-goal season in 2019-20, his first season in Florida
- Appeared in 75 career AHL regular season games, owning 33 points (13-20-33)

COLLEGIATE CAREER

- Won 2015 NCAA Championship with Providence College
- Was named 2014-15 Hockey East Best Defensive Forward and posted college career-bests in goals (15), assists (17) and points (32)
- Served as captain of Providence College in 2014-15
- Played three seasons with Providence College (2012-13 to 2014-15)

FIRSTS/SINGLE-GAME HIGHS/STREAKS

First NHL Game: March 1, 2016 vs. CGY
First NHL Goal: March 28, 2017 vs. NSH
Most Goals: 3 (2X), Last: Dec. 20, 2019 vs. DAL
Most Assists: 2, Feb. 11, 2020 at NJD
Most Points: 4, Dec. 20, 2019 vs. DAL
Most PIM: 17, March 31, 2019 at DET
Most Shots: 6 (2X), Last: Jan. 9, 2020 vs. VAN
Longest Goal Streak: 3 Games (2X), Last: Dec. 16 – Dec. 21, 2019
Longest Assist Streak: None
Longest Point Streak: 3 Games (2X), Last: Dec. 16 – Dec. 21, 2019





NOEL ACCIARI 55

CAREER REGULAR SEASON

SEASON	TEAM	LEAGUE	GP	G	A	P	+/-	PIM	PPG	SHG	GWG
2012-13	Providence	H-East	33	6	5	11	-2	26	0	1	0
2013-14	Providence	H-East	39	11	11	22	3	20	2	3	2
2014-15	Providence	H-East	41	15	17	32	--	26	4	1	2
2015-16	Providence	AHL	45	7	12	19	12	19	2	0	1
2015-16	BOSTON	NHL	19	0	1	1	-4	8	0	0	0
2016-17	Providence	AHL	30	6	8	14	8	11	--	--	--
2016-17	BOSTON	NHL	29	2	3	5	3	16	0	0	0
2017-18	BOSTON	NHL	60	10	1	11	-6	9	0	1	0
2018-19	BOSTON	NHL	72	6	8	14	-3	47	0	0	2
2019-20	FLORIDA	NHL	66	20	7	27	2	21	0	1	5
	FLA TOTALS		66	20	7	27	2	21	0	1	5
	NHL TOTALS		246	38	20	58	-8	101	0	2	7

CAREER PLAYOFFS

SEASON	TEAM	LEAGUE	GP	G	A	P	+/-	PIM	PPG	SHG	GWG
2015-16	Providence	AHL	3	1	2	3	1	4	0	1	0
2016-17	Providence	AHL	5	0	4	4	3	0	--	--	--
2016-17	BOSTON	NHL	4	1	0	1	0	2	0	0	0
2017-18	BOSTON	NHL	12	1	1	2	0	2	0	0	0
2018-19	BOSTON	NHL	19	2	2	4	2	0	0	1	0
2019-20	FLORIDA	NHL	4	0	0	0	-3	0	0	0	0
	FLA TOTALS		4	0	0	0	-3	0	0	0	0
	NHL TOTALS		39	4	3	7	-1	4	0	1	0



PERSONAL

- Nickname is "Cookie" and "Ach"
- Instagram: noelacciari
- Resides in Fort Lauderdale, with his wife Kate, son Greyson and their golden retriever, Thor.
- Studied marketing at Providence College
- 2019 Rhode Island Native-Born Achievement Award

ACCOLADES

- 2015 NCAA Championship
- 2014-15 NCAA Hockey East Best Defensive Forward

CAREER TRANSACTIONS

- Signed a three-year contract with Florida on July 1, 2019
- Re-signed to a two-year contract with Boston on June 28, 2017
- Signed entry-level contract with Boston on June 8, 2015



ALEKSANDER BARKOV 16

Position: Forward

Shoots: Left

Drafted: 2013 - 1st Rd (2nd overall) by FLA

Height: 6'3"

Weight: 215

Born: Sept. 2, 1995

Birthplace: Tampere, Finland

2019-20 SEASON

- Tallied two goals (2-0-2), extending three-game point streak (3-1-4), Feb. 20 at LAK
- Tallied 153rd career NHL goal, surpassing P. Bure for third-most in franchise history, Feb. 19 at ANA
- Recorded 250th career assist, surpassing S. Weiss for second-most assists in franchise history, Feb. 17 at SJS
- Posted an assist for his 400th NHL point, Feb. 10 at PHI
- Five-game point streak (3-4-7), Nov. 27 - Dec. 8
- Recorded two assists, surpassing O. Jokinen for third-most in franchise history, Nov. 21 vs. ANA
- Seven-game point streak (6-6-12), Oct. 30-Nov. 14
- Five-game goal streak, tied for 2nd longest in franchise history, Oct. 30-Nov.10
- Posted season-high 4 assists, Oct. 24 at CGY
- Recorded hat tricks in consecutive games, Dec. 16-20
- Recorded the game-winning goal, the 3rd game-winner of his career, Oct. 14 at NJD
- Scored first goal as a Panther in home opening game, Oct. 5 vs TBL

CAREER HIGHLIGHTS

- Youngest European-born recipient of Lady Byng Memorial Trophy (2018-19). Has been a finalist for award three times
- Named 10th captain in Florida Panthers franchise history, Sept. 17, 2018
- Played in 2018 NHL All-Star Game
- Set franchise record for single-season points (96), passing Pavel Bure (94, 1999-00), April 6, 2020 vs. NJD
- In 2018-19, posted personal bests in games played (82), goals (35), assists (61), points (96), power-play goals (13), power-play points (31) and shooting percentage (17.0)
- Posted franchise record five assists, March 8, 2020 vs. MIN
- Played in his 400th NHL game, March 10, 2019 vs. DET
- Ranks first in Panthers franchise history for goals scored in a shootout (22) and game-deciding shootout goals (7)
- In 2018-19, became one of only four Panthers in franchise history to reach 90 points in a season (Pavel Bure, Olli Jokinen, Jonathan Huberdeau)
- In 2018-19, became one of only four Finnish-born NHLers to produce a 90-point season (Jari Kurri, Teemu Selanne, Olli Jokinen)
- On Dec. 22, 2016, scored a goal from Jaromir Jagr's assist resulting in Jagr's 1,888th NHL point to place him second all-time in NHL points
- Enters the season at second in Panthers franchise assists and game-winning goals, third in goals, points and even-strength goals, sixth in power-play points and 10th in games played
- Scored first NHL hat trick, OT-GWG, Dec. 15, 2019 vs. TOR
- Scored first NHL overtime goal of his career on Oct. 13, 2016 vs. NJD
- Scored his first NHL goal on October 3, 2013 at DAL, becoming the youngest player in the post-1967 expansion era NHL to score a goal (18 yrs, 31 days)
- Played two seasons in Liiga (Finland) for Tappara Tampere, making his debut as a 16-year old

FIRSTS/SINGLE-GAME HIGHS/STREAKS

First NHL Game: Oct. 3, 2013 at DAL
First NHL Goal: Oct. 3, 2013 at DAL
Most Goals, Single Game: 3 (2X), Last: Feb. 17, 2019 vs. MTL
Most Assists, Single Game: 5, March 8, 2019 vs. MIN
Most Points, Single Game: 5, March 8, 2019 vs. MIN
Most PIM, Single Game: 4 (2X), Last: Dec. 2, 2017 at CAR
Most Shots, Single Game: 10, Jan. 5, 2018 at DET
Longest Goal Streak: 5 Games, Oct. 30 - Nov. 10, 2019
Longest Assist Streak: 6 Games, March 7 - March 17, 2019
Longest Point Streak: 9 Games, 3/24-4/9/16



ALEKSANDER BARKOV 16

CAREER REGULAR SEASON

SEASON	TEAM	LEAGUE	GP	G	A	P	+/-	PIM	PPG	SHG	GWG
2010-11	Tappara Jr.	FIN - Jr.	25	5	12	17	-	6	-	-	-
2011-12	Tappara Jr.	FIN - Jr.	5	2	3	5	-	2	-	-	-
2011-12	Tappara	SM-Liiga	32	7	9	16	-	4	-	-	-
2012-13	Tappara	SM-Liiga	53	21	27	48	-	8	-	-	-
2013-14	FLORIDA	NHL	54	8	16	24	-3	10	3	0	1
2014-15	FLORIDA	NHL	71	16	20	36	-4	16	3	0	3
2015-16	FLORIDA	NHL	66	28	31	59	18	8	0	0	8
2016-17	FLORIDA	NHL	61	21	31	52	13	10	3	0	5
2017-18	FLORIDA	NHL	79	27	51	78	9	14	5	5	3
2018-19	FLORIDA	NHL	82	35	61	96	-3	8	13	1	5
2019-20	FLORIDA	NHL	66	20	42	62	2	18	7	0	2
	FLA TOTALS		479	155	252	407	32	84	43	6	27
	NHL TOTALS		479	155	252	407	32	84	43	6	27

CAREER PLAYOFFS

SEASON	TEAM	LEAGUE	GP	G	A	P	+/-	PIM	PPG	SHG	GWG
2012-13	Tappara	SM-Liiga	5	0	5	5	-	2	-	-	-
2015-16	FLORIDA	NHL	6	2	1	3	-2	2	0	0	0
2019-20	FLORIDA	NHL	4	1	3	4	0	2	1	0	0
	FLA TOTALS		10	3	4	7	-2	4	1	0	0
	NHL TOTALS		10	3	4	7	-2	4	1	0	0

JUNIOR CAREER

- Posted 45 points (20-25-45) in first season of U16 hockey with Tappara
- Won bronze medal with Tappara U16 in 2010-11 and led playoffs with 17 assists

INTERNATIONAL CAREER

- Earned Silver Medal with Finland at 2016 IIHF World Championship
- Represented Finland at the 2016 World Cup of Hockey
- Earned Bronze Medal with Finland at 2014 Sochi Olympic Winter Games
- On January 2, 2012, became the second-youngest player to score a goal at the IIHF World Junior Championship

PERSONAL

- Nicknames are "Sasha" and "Barky"
- Twitter: @BarkovSasha95, Instagram: BarkovSasha
- Can speak three languages: English, Finnish and Russian
- Father Alexander Barkov played hockey professionally in Russia, Italy and Finland
- When away from the rink he enjoys playing basketball, tennis and video games
- Became part owner of Tappara Tampere (Liiga) in 2020

ACCOLADES

- 2018-19 Lady Byng Memorial Trophy
- 2018 NHL All-Star Game
- 2016 IIHF World Championship Silver Medal
- 2014 Olympic Bronze Medal
- 2012-13 Liiga Silver Medal

CAREER TRANSACTIONS

- Re-signed to a six-year contract extension with Florida on January 26, 2016
- Signed a three-year, entry-level contract with Florida on July 15, 2013





SERGEI BOBROVSKY⁷²

Position: Goaltender

Catches: Left

Height: 6'2"

Weight: 182

Drafted: Undrafted

Born: Sept. 20, 1988

Birthplace: Novokuznetsk, Russia

How Acquired: Signed to a seven-year contract, July 1, 2019

2019-20 SEASON

- Made 20 saves in his first playoff win as a Panther, Game 3, Aug. 5 vs. NYI
- Led FLA goaltenders in games played (50), wins (23), and saves (1,354)
- Played in his 500th NHL game, Feb. 10 at PHI
- Posted wins in back-to-back nights, stopping 63 of 65 shots, Dec. 7 - 8

- Became 11th active goaltender to record a win vs. all 31 current NHL teams, Dec. 7 vs. CBJ
- 1st shutout as a Panther, Nov. 2 vs. DET
- Eight-game point streak in eight starts (5-0-3), Oct. 11-Nov. 2
- Posted first win as a Panther, Oct. 5 vs. TBL

CAREER HIGHLIGHTS

- Two-Time Vezina Trophy Winner (2012-13, 2016-17)
- Played in 2017 NHL All-Star Game, selected to 2015 NHL All-Star Game
- Named to NHL First All-Star Team (2013, 2017)
- Led the NHL with .931 save percentage in 2016-17
- Has reached 30 wins in a season five times and five shutouts in a season four times
- Enters this season with the third-most wins (278), fourth-most games played (507) and tied for third-most shutouts (34) among NHL Russian-born goaltenders all-time
- Helped lead CBJ to the second round of the 2019 Stanley Cup Playoffs, posting six wins and a .925 save percentage over 10 games played
- In 2018-19, led NHL with nine shutouts, logged 37 wins for second consecutive season, third straight season with 35-plus wins
- Made career-high/CBJ franchise high 46 saves in a shutout on March 15, 2019 vs. CAR
- Named NHL 1st Star of Week (Dec. 23, 2018) after posting 4-0-0,

1.00 GAA and .970 SV%

- Played in 400th career NHL game on Oct. 20, 2018 vs. CHI
- Had a 12-game regulation unbeaten streak (10-0-2) from Feb. 26 to Mar. 28, 2017 with a 1.07 GAA, .968 SV% and four shutouts
- Won 14-straight contests from Nov. 29, 2016 to Jan. 3, 2017, tied for the second-longest win streak in NHL history
- Helped lead CBJ to the second round of the 2019 Stanley Cup Playoffs, posting six wins and a .925 save percentage over 10 games played
- Notched 100th NHL win with CBJ on Oct. 22, 2016 at DAL
- Made 36 saves to earn his 100th NHL win, Nov. 15, 2014 vs. SJS
- Holds CBJ regular season records for lowest goals-against average (2.00) and highest save percentage (.932) in a season (2012-13)
- Played professionally for Metallurg Novokuznetsk organization (KHL - Russia) prior to NHL career and played 24 games for SKA St. Petersburg in 2012-13

FIRSTS/SINGLE-GAME HIGHS/STREAKS

First NHL Game: Oct. 7, 2010 at PIT

First NHL Win: Oct. 7, 2010 at PIT

First NHL Shutout: March 9, 2013 vs. DET

Most Saves, Single Game: 52, Dec. 4, 2014 at FLA

Most Shots Faced, Single Game: 55, Dec. 4, 2014 at FLA

Most Goals Allowed: 8 (2X), Last: Dec. 4, 2018 vs. CGY

Longest Win Streak: 14 Games, Nov. 29, 2016 - Jan. 3, 2017



SERGEI BOBROVSKY 72

CAREER REGULAR SEASON

Season	Team	League	GP	W	L	OT	SO	GA	SA	Sv%	GAA	MIN
2006-07	Novokuznetsk	KHL	8	--	--	--	0	13	--	--	2.78	280
2007-08	Novokuznetsk	KHL	24	--	--	--	1	57	--	--	2.97	1,153
2008-09	Novokuznetsk	KHL	32	--	--	--	1	69	--	--	2.53	1,636
2009-10	Novokuznetsk	KHL	35	--	--	--	1	89	--	--	2.72	1,964
2010-11	PHILADELPHIA	NHL	54	28	13	8	0	130	1,527	.915	2.58	3,017
2011-12	PHILADELPHIA	NHL	29	14	10	2	0	78	769	.899	3.02	1,550
2012-13	SKA St. Petersburg	KHL	24	18	3	--	4	46	--	--	1.94	1,420
2012-13	COLUMBUS	NHL	38	21	11	6	4	74	1,084	.932	2.00	2,219
2013-14	COLUMBUS	NHL	58	32	20	5	5	131	1,699	.923	2.38	3,299
2014-15	COLUMBUS	NHL	51	30	17	3	2	134	1,632	.918	2.69	2,994
2015-16	COLUMBUS	NHL	37	15	19	1	1	97	1,049	.908	2.75	2,116
2016-17	COLUMBUS	NHL	63	41	17	5	7	127	1,854	.931	2.06	3,708
2017-18	COLUMBUS	NHL	65	37	22	6	5	158	1,993	.921	2.42	3,912
2018-19	COLUMBUS	NHL	62	37	24	0	1	153	1,756	.913	2.58	3,557
2019-20	FLORIDA	NHL	50	23	19	6	1	151	1,505	.900	3.23	2,805
	FLA TOTALS		50	23	19	6	1	151	1,505	.900	3.23	2,805
	NHL TOTALS		507	278	172	43	34	1,233	14,868	.917	2.54	29,177

CAREER PLAYOFFS

Season	Team	League	GP	W	L	SO	GA	SA	Sv%	GAA	MIN
2006-07	Novokuznetsk	KHL	1	--	--	--	--	--	.875	4.02	--
2009-10	Medvedi	MHL	12	--	--	--	--	--	.929	2.13	--
2010-11	PHILADELPHIA	NHL	6	0	2	0	10	81	.877	3.23	186
2011-12	PHILADELPHIA	NHL	1	0	0	0	5	18	.722	8.13	37
2013-14	COLUMBUS	NHL	6	2	4	0	20	218	.908	3.18	378
2016-17	COLUMBUS	NHL	5	1	4	0	20	170	.882	3.88	309
2017-18	COLUMBUS	NHL	6	2	4	0	22	221	.900	3.18	415
2018-19	COLUMBUS	NHL	10	6	4	0	25	333	.925	2.41	623
2019-20	FLORIDA	NHL	4	1	3	0	12	121	.901	3.07	234
	FLA TOTALS		4	1	3	0	12	121	.901	3.07	234
	NHL TOTALS		38	12	21	0	114	1,162	.902	3.13	2,182

INTERNATIONAL CAREER

- Won IIHF World Championship gold medal (2014), silver medal (2015) and bronze medal (2016) with Russia
- Was named IIHF World Championship best goaltender in 2014, leading the tournament with a .950 save percentage and 1.13 goals against average
- Represented Russia at the 2014 Olympic Winter Games and 2017 World Cup of Hockey
- Earned bronze medal with Russia at the 2008 IIHF World Junior Championship

PERSONAL

- Nickname is "Bob"
- His favorite movie is "Gladiator"
- His favorite holiday is New Year's
- Resides in Fort Lauderdale with his wife, Olya

CAREER TRANSACTIONS

- Signed to a seven-year contract with Florida on July 1, 2019
- Re-signed a four-year contract extension with Columbus on Jan. 9, 2015
- Re-signed to a two-year contract with Columbus on July 1, 2013
- Traded from Philadelphia to Columbus in exchange for 2012 second round and 2013 fourth round draft picks on June 22, 2012
- Signed to a three-year, entry-level contract with Philadelphia on May 6, 2010

ACCOLADES

- 2016-17 Vezina Trophy
- 2017 NHL All-Star Game
- 2017 NHL First All-Star Team
- 2016 IIHF World Championship Bronze Medal
- 2015 IIHF World Championship Silver Medal
- 2015 NHL All-Star Game (selected, did not play)
- 2015 IIHF World Championship Silver Medal
- 2014 IIHF World Championship Gold Medal
- 2014 IIHF World Championship Best Goaltender
- 2012-13 Vezina Trophy
- 2012-13 NHL First All-Star Team
- 2008 IIHF World Junior Championship Bronze Medal



BRETT CONNOLLY 10

Position: Forward **Shoots:** Right **Height:** 6'3" **Weight:** 198
Drafted: 2010 - 1st Rd (6th overall) by TBL **Born:** May 2, 1992 **Birthplace:** Campbell River, BC
How Acquired: Signed to a four-year contract, July 1, 2019

2019-20 SEASON

- Set career high in power-play points (6), tied career-best in power-play goals (4)
- Scored 19th goal of the season and the game-winning goal, March 9 at STL
- Posted two goals, Nov. 21 vs. ANA
- Four-game point streak (4-2-6), Nov. 14 - Nov. 21
- Tallied goals in back-to-back games, Nov. 2 - Nov. 7 (2-0-2)
- Three-game goal streak (4-0-4), Oct. 14-Oct. 19
- Recorded an assist in three consecutive games, Oct. 3-8

CAREER HIGHLIGHTS

- Won 2018 Stanley Cup with WSH
- In 2018-19, played a career-high 81 games, producing career-bests in goals (22), assists (24), points (46), game-winning goals (5) and shots on goal (139)
- Posted nine points (6-3-9) over 24 playoff games in 2018 Playoffs
- Played 300th NHL game on Dec 14, 2017 at BOS
- Played in 2014 AHL All-Star Classic
- Appeared in his 100th NHL game, Dec. 6, 2014 vs. CBJ
- Was named to 2013 AHL Second All-Star Team
- 2012-13 played in career-high 71 AHL games with Syracuse, producing AHL career-bests in goals (31), assists (32) and points (63) and posted 11 points (6-5-11) in 18 AHL playoff games

JUNIOR CAREER

- Played four seasons for Prince George Cougars (WHL), served as captain in 2010-11
- Named to 2008-09 CHL All-Rookie Team
- 2008-09 CHL Rookie of the Year, WHL Rookie of the Year
- Led all WHL rookies in goals in 2008-09 (30 goals)

FIRSTS/SINGLE-GAME HIGHS/STREAKS

First NHL Game: Oct. 7, 2011 at CAR
First NHL Goal: Nov. 1, 2011 at CAR
Most Goals, Single Game: 2 (4X), Last: March 14, 2019 at PHI
Most Assists, Single Game: 3, Feb. 11, 2016 at WPG
Most Points, Single Game: 3 (3X), Last: March 14, 2019 at PHI
Most PIM, Single Game: 10, Feb. 22, 2018 at FLA
Most Shots, Single Game: 7, Oct. 22, 2011 vs. BUF
Longest Goal Streak: 3 Games (5X), Last: Nov. 16 - Nov. 21
Longest Assist Streak: 3 Games (4X), Last: March 14 - March 19, 2019
Longest Point Streak: 6 Games (2X), Last: Feb. 1 - Feb. 11, 2017



BRETT CONNOLLY 10

CAREER REGULAR SEASON

SEASON	TEAM	LEAGUE	GP	G	A	P	+/-	PIM	PPG	SHG	GWG
2007-08	Prince George	WHL	4	0	0	0	-3	0	0	0	0
2008-09	Prince George	WHL	65	30	30	60	-26	38	12	2	7
2009-10	Prince George	WHL	16	10	9	19	-3	8	3	2	1
2010-11	Prince George	WHL	59	46	27	73	-5	26	15	2	5
2011-12	TAMPA BAY	NHL	68	4	11	15	-9	30	1	0	0
2012-13	TAMPA BAY	NHL	5	1	0	1	-3	0	1	0	0
2013-14	Syracuse	AHL	66	21	36	57	-6	50	6	0	6
2013-14	TAMPA BAY	NHL	11	1	0	1	-5	4	0	0	1
2014-15	TAMPA BAY	NHL	50	12	3	15	4	38	2	2	2
2014-15	BOSTON	NHL	5	0	2	2	-1	10	0	0	0
2015-16	BOSTON	NHL	71	9	16	25	-1	20	2	0	2
2016-17	WASHINGTON	NHL	66	15	8	23	20	40	1	0	3
2017-18	WASHINGTON	NHL	70	15	12	27	-6	30	4	0	2
2018-19	WASHINGTON	NHL	81	22	24	46	13	24	1	0	5
2019-20	FLORIDA	NHL	69	19	14	33	-3	26	4	0	3
	FLA TOTALS		496	98	90	188	9	222	16	0	20

CAREER PLAYOFFS

SEASON	TEAM	LEAGUE	GP	G	A	P	+/-	PIM	PPG	SHG	GWG
2008-09	Prince George	WHL	4	0	2	2	-2	6	0	0	0
2010-11	Prince George	WHL	1	0	0	0	0	0	0	0	0
2012-13	Syracuse	AHL	18	6	5	11	1	12	2	0	0
2016-17	WASHINGTON	NHL	7	0	0	0	-2	0	0	0	0
2017-18	WASHINGTON	NHL	24	6	3	9	4	6	1	0	0
2018-19	WASHINGTON	NHL	7	2	0	2	-2	6	0	0	0
2019-20	FLORIDA	NHL	4	0	0	0	-5	2	0	0	0
	FLA TOTALS		42	8	3	11	-5	14	1	0	0

INTERNATIONAL CAREER

- Won 2012 IIHF World Junior Championship bronze medal and 2011 IIHF World Junior Championship silver medal with Canada

PERSONAL

- Nickname is "Conns" and "Conno"
- Twitter: @bconnolly8
- He and his wife Katrina reside in Fort Lauderdale and have a golden retriever named Charlie

ACCOLADES

- 2018 Stanley Cup
- 2013 AHL Second All-Star Team
- 2012 IIHF World Junior Championship Bronze Medal
- 2011 IIHF World Junior Championship Silver Medal
- 2008-09 CHL Rookie of the Year
- 2008-09 CHL All-Rookie Team
- 2008-09 WHL Rookie of the Year

CAREER TRANSACTIONS

- Signed to a four-year contract with Florida on July 1, 2019
- Re-signed to a two-year contract with Washington on July 1, 2017
- Signed to a one-year contract with Washington on July 1, 2016
- Signed to a one-year contract with Boston on July 6, 2015
- Traded from Tampa Bay to Boston in exchange for 2015 2nd round pick and 2016 2nd round pick on March 2, 2015
- Re-signed to a one-year contract with Tampa Bay on July 10, 2014
- Signed to a three-year, entry-level contract with Tampa Bay on July 1, 2011



CHRIS DRIEDGER 60

Position: Goaltender

Catches: Left

Height: 6'4"

Weight: 208

Drafted: 2012 - 3rd Rd (76th overall) by OTT

Born: May 18, 1994

Birthplace: Winnipeg, MB

How Acquired: Signed to a two-year, two-way contract, Feb. 24, 2019

2019-20 SEASON

- Set career-bests in games played (12), wins (7), save percentage (.938), goals against average (2.05), and shutouts (1)
- Stopped 26 of 27 shots against in third straight start, March 9 at STL
- Stopped 43 shots against in fifth win over seven starts, Jan. 12 vs. TOR
- Recorded third win in three starts, stopping 31 of 32 shots against, Jan. 5 at PIT
- Stopped 42 of 44 shots against in second career win, Dec. 21 at CAR
- Became the first Panthers goaltender to record a shutout in his first career NHL start, Nov. 30 vs. NSH
- Posted an AHL-leading .938 save percentage through his first 14 appearances with Springfield (AHL) and was named a 2020 AHL All-Star (did not play)
- Stopped 41 of 42 shots against, Nov. 13 vs. Lehigh Valley (AHL)

CAREER HIGHLIGHTS

- He led the AHL in 2018-19 with a .924 save percentage and tied his AHL career-high for wins (18) with Springfield
- Played in NHL, AHL and ECHL
- Appeared in 139 career AHL games, posting 65 wins, a 2.84 goals against average, .913 save percentage and three shutouts
- Played in 75 career ECHL games, owning 24 wins, a 3.35 goals against average, .898 save percentage and two shutouts

JUNIOR CAREER

- Played in the 2011-12 CHL Top Prospects Game
- Played three seasons for the Calgary Hitmen and one with the Tri-City Americans (WHL)
- In 2012-13, posted a WHL career-best 36 wins over 54 regular season games with Calgary and notched 11 wins and a .931 save percentage over 17 playoff games

FIRSTS/SINGLE-GAME HIGHS/STREAKS

First NHL Game: March 26, 2015 vs. NYR

First NHL Start: Nov. 30, 2019 vs. NSH

First NHL Win: Nov. 30, 2019 vs. NSH

First NHL Shutout: Nov. 30, 2019 vs. NSH

Most Saves, Single Game: 43, Jan. 12, 2020 vs. TOR

Most Shots Faced, Single Game: 47, Jan. 12, 2020 vs. TOR

Most Goals Allowed: 4 (4X), Last: Jan. 12, 2020 vs. TOR





CHRIS DRIEDGER 60

CAREER REGULAR SEASON

Season	Team	League	GP	W	L	OT	SO	GA	SA	Sv%	GAA	MIN
2010-11	Tri-City	WHL	22	6	6	--	0	57	478	0.881	3.5	977:00:00
2011-12	Calgary	WHL	44	24	12	--	3	107	1,030	0.896	2.8	2,294:00
2012-13	Calgary	WHL	54	36	14	--	2	134	1,571	0.915	2.51	3,199:00
2013-14	Calgary	WHL	50	28	14	--	3	127	1,540	0.918	2.64	2,892:00
2013-14	Binghamton	AHL	1	0	0	--	0	2	22	0.909	4.58	26:00:00
2013-14	Elmira	ECHL	4	1	2	--	0	13	--	--	3.92	199:00:00
2014-15	OTTAWA	NHL	1	0	0	0	0	0	10	1	0	22:52
2014-15	Binghamton	AHL	8	6	0	--	0	17	221	0.923	2.55	401:00:00
2014-15	Evansville	ECHL	40	8	27	--	2	142	1,240	0.885	3.78	2,253:00
2015-16	OTTAWA	NHL	1	0	0	0	0	0	11	1	0	31:49:00
2015-16	Binghamton	AHL	39	18	15	--	1	105	1,188	0.912	2.83	2,228:00
2016-17	OTTAWA	NHL	1	0	1	0	0	4	15	0.733	6	40:00:00
2016-17	Binghamton	AHL	34	12	19	2	1	103	1,035	0.9	3.22	1,917:00
2016-17	Wichita	ECHL	2	0	2	0	0	9	73	0.877	4.51	120:00:00
2017-18	Belleville	AHL	10	2	5	0	0	10	264	0.885	4.04	490:00:00
2017-18	Brampton	ECHL	17	9	7	1	0	43	548	0.922	2.55	1,014:00
2018-19	Manchester	ECHL	12	6	5	0	0	31	349	0.911	2.75	676:00:00
2018-19	Springfield	AHL	32	18	10	2	1	75	986	0.924	2.45	1,835:00
2019-20	FLORIDA	NHL	12	7	2	1	1	22	354	0.938	2.05	642:40:00
2019-20	Springfield	AHL	15	6	9	0	0	34	498	0.932	2.29	891:00:00
	NHL TOTALS		12	7	2	1	1	22	354	0.938	2.05	642:40:00
			15	7	3	1	1	26	390	0.933	2.12	737:21:00

CAREER PLAYOFFS

Season	Team	League	GP	W	L	SO	GA	SA	Sv%	GAA	MIN
2011-12	Calgary	WHL	2	0	2	0	9	48	.812	6.59	82:00
2012-13	Calgary	WHL	17	11	6	1	40	579	.931	2.39	1,006:00
2013-14	Calgary	WHL	6	2	3	1	24	185	.870	4.39	328:00

INTERNATIONAL CAREER

- Played with Canada West at the 2011 World U17 Hockey Challenge

PERSONAL

- Nickname is "Dreegs"
- Twitter: @ChrisDriedger
- Incorporates yoga into his training regiment
- His 2020-21 mask design has elements from "The Mandalorian"



CAREER TRANSACTIONS

- Signed to a two-year, two-way contract extension with Florida on April 30, 2019
- Signed to a one-year, two-way contract with Florida on Feb. 24, 2019
- Signed to a one-year, AHL contract with Springfield on July 3, 2018
- Signed to a one-year, two-way contract with Ottawa on July 5, 2017
- Signed to a three-year, entry-level contract with Ottawa on April 1, 2014

ACCOLADES

- 2020 AHL All-Star Classic (Selected, did not play)



ANTHONY DUCLAIR 91



Position: Forward

Shoots: Left

Height: 5'11"

Weight: 197

Drafted: 2013 - 3rd Rd (80th overall) by NYR

Born: Aug. 26, 1995

Birthplace: Pointe-Claire, QC

How Acquired: Signed to a one-year contract, Dec. 17, 2020

2019-20 SEASON

- Named to 2020 NHL All-Star Game
- Recorded career-highs in goals (23), shorthanded goals (2), OT-goals (2) and shots on goal (184)
- Ranked second on OTT in goals (23), third in even-strength goals (16) and tied for first in power-play goals (5)
- Logged a career-high nine shots on goal, Jan. 28 at BUF
- Scored OT Game-Winning Goal, Dec. 19 vs. NSH
- Tallied a hat trick and scored OT game-winner, Dec. 14 vs. CBJ
- Registered three points (2-1-3), Dec. 9 vs. BOS

- Three-game goal streak (5G), Dec. 4 – Dec. 9
- Notched three points (2-1-3), Nov. 19 at DET
- Posted five-game point streak (4-2-6) Oct. 23 – Nov. 4
- Recorded an assist in his 300th NHL game, Nov. 4 at NYR

CAREER HIGHLIGHTS

- Recorded 14 points (8-6-14) and a 20.0 shooting percentage through his first 21 games with OTT in 2018-19
- Played in his 100th NHL game, Oct. 15, 2016 vs. PHI
- In 2015-16, produced career-high 44 points, 24 assists, +12 rating, power-play goals (8), 12 power-play points with ARI
- Finished fifth among rookies in goal scoring (20) in 2015-16
- Set career-high five-game point streak (2-4-6), March 22 – March 31, 2016
- Scored first career hat trick, Oct. 14, 2015 at ANA
- Began 2015-16 season with six points (4-2-6) over his first four games

JUNIOR CAREER

- Competed for the 2014-15 Memorial Cup amassing four points (2-2-4) over five games with the Quebec Remparts
- Named to 2013-14 QMJHL First All-Star Team after producing 50 goals and 99 points over 59 games with Quebec
- Played in the 2012-13 CHL Top Prospects Game
- Named to the 2011-12 QMJHL All-Rookie Team

FIRSTS/SINGLE-GAME HIGHS/STREAKS

First NHL Game: Oct. 9, 2014 at STL

First NHL Goal: Oct. 27, 2014 vs. MIN

Most Goals, Single Game: 3 (3X), Last: Dec. 14, 2019 vs. CBJ

Most Assists, Single Game: 3, Feb. 18, 2016 vs. DAL

Most Points, Single Game: 3 (6X), Last: Dec. 14, 2019 vs. CBJ

Most PIM, Single Game: 9, March 19, 2016 vs. TBL

Most Shots, Single Game: 9, Jan. 28, 2020 at BUF

Longest Goal Streak: 3 Games (2X), Last: Dec. 17 – Dec. 21, 2019

Longest Assist Streak: 4 Games, Nov. 14 – Nov. 21, 2015

Longest Point Streak: 5 Games (3X), Oct. 23, 2019 – Nov. 4, 2019



ANTHONY DUCLAIR⁹¹

CAREER REGULAR SEASON

SEASON	TEAM	LEAGUE	GP	G	A	P	+/-	PIM	PPG	SHG	GWG
2011-12	Quebec	QMJHL	63	31	35	66	38	50	4	0	4
2012-13	Quebec	QMJHL	55	20	30	50	23	22	3	0	3
2013-14	Quebec	QMJHL	59	50	49	99	19	56	15	3	7
2014-15	NY RANGERS	NHL	18	1	6	7	4	4	0	0	0
2015-16	ARIZONA	NHL	81	20	24	44	12	49	8	0	2
2016-17	ARIZONA	NHL	58	5	10	15	-7	14	0	0	1
2016-17	Tucson	AHL	16	1	7	8	-11	4	---	---	---
2017-18	ARIZONA	NHL	33	9	6	15	-5	10	3	0	1
2017-18	CHICAGO	NHL	23	2	6	8	0	6	0	0	1
2018-19	COLUMBUS	NHL	53	11	8	19	-3	12	4	0	2
2018-19	OTTAWA	NHL	21	8	6	14	1	2	3	0	1
2019-20	OTTAWA	NHL	66	23	17	40	-5	18	5	2	2
NHL TOTALS			353	79	83	162	-3	115	23	2	10

CAREER PLAYOFFS

SEASON	TEAM	LEAGUE	GP	G	A	P	+/-	PIM	PPG	SHG	GWG
2011-12	Quebec	QMJHL	11	3	5	8	-5	8	1	0	0
2012-13	Quebec	QMJHL	11	3	5	8	0	12	0	0	0
2014-15	Quebec	QMJHL	22	8	18	26	17	18	0	0	1
2014-15	Quebec	M-Cup	5	2	2	4	4	6	0	0	0

INTERNATIONAL CAREER

- Won a Gold Medal with Canada at the 2015 IIHF World Junior Championship, posting eight points (4-4-8) in seven games
- Won a Gold Medal with Canada at the 2012 Ivan Hlinka Memorial Tournament

PERSONAL


- Nickname is "Duke"
- Founding member of the Hockey Diversity Alliance

ACCOLADES

2020 NHL All-Star Game
 2015 IIHF World Junior Championship Gold Medal
 2013-14 QMJHL First All-Star Team
 2012-13 CHL Top Prospects Game
 2012 Ivan Hlinka Memorial Tournament
 2011-12 QMJHL All-Rookie Team

CAREER TRANSACTIONS

- Signed to a one-year contract with Florida, Dec. 17, 2020
- Re-signed to a one-year contract extension with Ottawa, June 17, 2019
- Traded from Columbus to Ottawa in exchange for Ryan Dzingel, 2019 7th round draft pick, Feb. 23, 2019
- Signed to a one-year contract with Columbus, July 5, 2018
- Traded from Arizona to Chicago in exchange for Richard Panik and Laurent Dauphin, Jan. 10, 2018
- Re-signed to a one-year contract extension with Arizona, Sept. 3, 2017
- Traded from NY Rangers with John Moore, a 2016 1st round draft pick and 2015 2nd round draft pick to Arizona in exchange for Keith Yandle, Chris Summers and a 2016 4th round draft pick, March 1, 2015



AARON EKBLAD⁵

Position: Defense

Shoots: Right

Height: 6'4"

Weight: 220

Drafted: 2014 - 1st Rd (1st overall) by FLA

Born: Feb. 7, 1996

Birthplace: Windsor, ON

2019-20 SEASON

- Set career-bests in assists (36), and points (41)
- Led FLA in time on ice per game (22:59) and plus-minus (+12)
- Led FLA defensemen in even-strength points (34), shots (147)
- Career-best five-game assist streak (0-7-7), Feb. 13-20
- Three game point streak (3-2-5), Nov. 21 - Nov. 24

CAREER HIGHLIGHTS

- Selected to play in two NHL All-Star Games (2015, 2016)
- 2014-15 Calder Memorial Trophy Winner
- Named to 2014-15 NHL All-Rookie Team
- Tied with Jason Garrison for Panthers franchise single-season goals by a defenseman record (16, 2017-18)
- Franchise leader in goals scored by a defenseman (71)
- Ranks second in franchise points by a defenseman (212)
- Owns franchise record for game-winning goals by a defenseman (16)
- Owns Panthers franchise single-season records among defensemen in game-winning goals (4, 2014-15, 2015-16, 2017-18) and shots (225, 2016-17)
- In 2019-20, tied for first in the NHL for shifts per game (30.1)
- Scored his 62nd NHL goal, breaking franchise record for goals by a defenseman, Jan. 19, 2020 at NSH
- Scored 50th NHL goal on March 22, 2018 vs. BUF
- Career-high six-game point streak, (3-5-8), Feb. 3 - Feb. 17, 2018
- In his first NHL season, led all rookie defensemen in goals (12), power-play goals (6), power-play points (13) and shots (170), while ranking second in assists (27) and points (39)
- Owns Panthers rookie defensemen records for goals, assists and points
- In 2014-15 became the third-highest scoring defenseman in NHL history to begin his career as an 18-year old, trailing only Phil Housley (66) and Bobby Orr (41)
- Selected first overall in the 2014 NHL Draft

JUNIOR CAREER

- Won 2013-14 OHL Max Kaminsky Trophy for League's most Outstanding Defenseman and led the OHL's defensemen with 23 goals
- Named to 2013-14 OHL First All-Star Team and played in the OHL CHL Subway Series
- In a 2014 poll among OHL coaches was voted first in best shot, hardest shot, best offensive defenseman and best defensive defenseman in the Eastern Conference
- Won 2011-12 OHL Emms Family Award (Rookie of the Year)
- Named to 2011-12 OHL First All-Rookie Team
- Granted Exceptional Player Status by Hockey Canada to enter the Canadian Hockey League as a 15-year old
- Selected first overall by the Barrie Colts in the 2011 OHL Priority Selection

FIRSTS/SINGLE-GAME HIGHS/STREAKS

First NHL Game: Oct. 9, 2014 at TBL

First NHL Goal: Nov. 1, 2014 vs. PHI

Most Goals, Single Game: 2, Nov. 21, 2019 vs. ANA

Most Assists, Single Game: 3, Dec. 6, 2014 vs. BUF

Most Points, Single Game: 3 (2X), Nov. 21, 2019 vs. ANA

Most PIM, Single Game: 7 (3X), Last: March 29, 2018 at MTL

Most Shots, Single Game: 9 (3X), Last: Nov. 19, 2018 at ANA

Longest Goal Streak: 3 games, Last: Dec. 4 - Dec. 9, 2017

Longest Assist Streak: 5 games, Feb. 13 - Feb. 20, 2020

Longest Point Streak: 6 games, Feb. 3 - Feb. 17, 2018



AARON EKBLAD⁵

CAREER REGULAR SEASON

SEASON	TEAM	LEAGUE	GP	G	A	P	+/-	PIM	PPG	SHG	GWG
2011-12	Barrie	OHL	63	10	19	29	-5	34	7	0	1
2012-13	Barrie	OHL	54	7	27	34	29	64	4	1	1
2013-14	Barrie	OHL	58	23	30	53	9	91	16	1	4
2014-15	FLORIDA	NHL	81	12	27	39	12	32	6	0	4
2015-16	FLORIDA	NHL	78	15	21	36	18	41	3	0	4
2016-17	FLORIDA	NHL	68	10	11	21	-23	58	4	1	2
2017-18	FLORIDA	NHL	82	16	22	38	9	71	18	1	14
2018-19	FLORIDA	NHL	82	13	24	37	1	47	5	0	1
2019-20	FLORIDA	NHL	67	5	36	41	12	26	0	0	1
	FLA TOTALS		458	71	141	212	29	275	23	1	16
	NHL TOTALS		458	71	141	212	29	275	23	1	16

CAREER PLAYOFFS

SEASON	TEAM	LEAGUE	GP	G	A	P	+/-	PIM	PPG	SHG	GWG
2011-12	Barrie	OHL	13	2	3	5	-1	8	0	0	0
2012-13	Barrie	OHL	22	7	10	17	11	28	4	0	0
2013-14	Barrie	OHL	9	2	4	6	-4	14	1	0	0
2015-16	FLORIDA	NHL	6	0	1	1	0	0	1	0	0
2018-19	FLORIDA	NHL	4	0	0	0	0	2	0	0	0
2019-20	FLA TOTALS		10	0	1	1	0	2	0	0	0
	NHL TOTALS		10	0	1	1	0	2	0	0	0

INTERNATIONAL CAREER

- Represented Canada at two IIHF World Championships (2015, 2018), winning gold in 2015
- Named one of Team Canada's top three players at 2018 IIHF World Championship
- Named alternate captain of Team North America at 2016 World Cup of Hockey
- Led Canada's defensemen in goals (4) at 2015 IIHF World Championship
- Won gold with Canada at 2013-14 Ivan Hlinka Memorial Tournament
- Won gold with Canada at 2011-12 U17 World Hockey Challenge

PERSONAL

- Nickname is "Ek" and "Ekky"
- Twitter: @Ekblad5FLA, Instagram: aaronekblad5
- First defenseman in Canadian Hockey League history to be granted exceptional player status
- His hockey idol growing up was Nicklas Lidstrom and is the reason why he wears No. 5

ACCOLADES

- 2016 NHL All-Star Game
- 2014-15 Calder Memorial Trophy
- 2014-15 All-Rookie Team
- 2015 NHL All-Star Game
- 2015 IIHF World Championship Gold Medal
- 2014 NHL Draft First Overall Selection
- 2013-14 Max Kaminsky Trophy (OHL, Most Outstanding Defenseman)
- 2013-14 OHL First All-Star Team
- 2014 Ivan Hlinka Memorial Tournament Gold Medal
- 2011-12 Emms Family Trophy (OHL, Rookie of the Year)
- 2011-12 First All-Rookie Team
- 2011 OHL Draft First Overall Pick
- CHL Exceptional Player Status

CAREER TRANSACTIONS

- Signed to an eight-year contract extension with Florida on July 1, 2016
- Signed to a three-year entry-level contract with Florida on September 3, 2014



RADKO GUDAS⁷

Position: Defense

Shoots: Right

Height: 6'0"

Weight: 208

Drafted: 2010 - 3rd Rd (66th overall) by TBL

Born: June 5, 1990

Birthplace: Prague, Czech Rep.

How Acquired: Signed to a three-year contract, Oct. 9, 2020

2019-20 SEASON

- Set a career high in plus/minus (15)
- Led WSH defensemen in hits (164)
- His 51.4 shot attempt percentage at five-on-five (827 shot attempts for, 781 shot attempts against) ranked second among WSH defensemen with at least 10 games played
- Tallied the game-winning goal, Jan. 7 vs. OTT
- Tied his career high with a three-game point streak (1-2-3),

- Dec. 20-23
- Scored first goal as a Capital, his 25th career goal, Dec. 21 vs. TBL
- Season-high five shots on goal, Dec. 14 at TBL
- Season-high plus-4 rating, Oct. 25 at VAN
- Season-high 23:10 TOI, Oct. 14 vs. COL

CAREER HIGHLIGHTS

- Leads all Czech Republic-born NHLers in hits since 2012-13 (1,648), ranking second in blocked shots (841). Over that time, he has tallied the second-most goals by a Czech-born defenseman (26).
- Recorded a career-high six goals and 23 points in 2016-17 with PHI
- Posted his first career multi-goal game and a career-high four points (2-2-4), March 5, 2016 vs. CBJ
- Recorded a career-high 19 assists in 2013-14 with TBL
- Registered his first career multi-point/multi-assist game, March 22, 2014 at PIT (0-2-2)
- Tallied his first career overtime goal, Dec. 21, 2013 vs. CAR
- Posted his first career power-play goal, Oct. 27, 2013 at FLA
- Notched his first NHL assist, March 29, 2013 vs. NJD
- Scored his first NHL goal, March 20, 2013 at TOR
- Played in his first NHL game, March 12, 2013 at FLA
- Named to AHL All-Star Team in 2012-13 with the Syracuse Crunch, leading the AHL with a plus-32 rating
- Won the 2012 Calder Cup with the Norfolk Admirals (AHL), posting three assists over 16 playoff games

JUNIOR CAREER

- Appeared in 65 games with Everett (WHL) in 2009-10, recording 37 points (7-30-37), and was named to the WHL West Second All-Star Team
- Played for Kladno junior club before joining Kladno's men's team.

FIRSTS/SINGLE-GAME HIGHS/STREAKS

First NHL Game: March 12, 2013 at FLA

First NHL Goal: March 20, 2013 at TOR

Most Goals, Single Game: 2, March 5, 2016 vs. CBJ

Most Assists, Single Game: 3, Oct. 10, 2018 at OTT

Most Points, Single Game: 4, March 5, 2016 vs. CBJ


Most PIM, Single Game: 22, Oct. 27, 2013 at FLA

Most Shots, Single Game: 7, March 5, 2016 vs. CBJ

Longest Goal Streak: 2 Games [2X], Last: Feb. 11-13, 2018

Longest Assist Streak: 3 Games, Jan. 11-14, 2014

Longest Point Streak: 3 Games [3X], Last: Dec. 20-23, 2019



RADKO GUDAS⁷

CAREER REGULAR SEASON

SEASON	TEAM	LEAGUE	GP	G	A	P	+/-	PIM	PPG	SHG	GWG
2006-07	Kladno Jr.	Czech U20	15	0	1	1	--	18	--	--	--
2006-07	Beroun	Czech2	9	0	1	1	--	6	--	--	--
2007-08	Beroun	Czech2	43	1	5	6	--	90	--	--	--
2008-09	Kladno	Czech	14	0	1	1	--	10	--	--	--
2008-09	Beroun	Czech2	32	1	6	7	--	110	--	--	--
2008-09	Kladno Jr.	Czech U20	2	0	1	1	--	0	--	--	--
2009-10	Everett	WHL	65	7	30	37	45	151	3	0	--
2010-11	Norfolk	AHL	76	4	13	17	15	165	1	0	3
2011-12	Norfolk	AHL	73	7	13	20	19	195	0	1	1
2012-13	TAMPA BAY	NHL	22	2	3	5	3	38	0	0	1
2013-14	TAMPA BAY	NHL	73	3	19	22	2	152	1	0	1
2014-15	TAMPA BAY	NHL	31	2	3	5	-5	34	0	0	1
2015-16	PHILADELPHIA	NHL	76	5	9	14	-3	116	0	0	1
2016-17	PHILADELPHIA	NHL	67	6	17	23	8	93	0	0	0
2017-18	PHILADELPHIA	NHL	70	2	14	16	0	83	0	0	0
2018-19	PHILADELPHIA	NHL	77	4	16	20	6	63	0	0	0
2019-20	WASHINGTON	NHL	63	2	13	15	15	40	0	0	1
	NHL TOTALS		479	26	94	120	26	619	1	0	5

CAREER PLAYOFFS

SEASON	TEAM	LEAGUE	GP	G	A	P	+/-	PIM	PPG	SHG	GWG
2006-07	Kladno Jr.	Czech Jr.	1	0	0	0	0	0	--	--	--
2007-08	Kladno	Czech Jr.	1	0	0	0	0	0	--	--	--
2009-10	Everett	WHL	3	0	2	2	0	4	0	0	--
2010-11	Norfolk	AHL	6	0	0	0	-1	7	0	0	0
2011-12	Norfolk	AHL	16	0	3	3	9	14	0	0	0
2012-13	Syracuse	AHL	12	2	1	3	-6	34	1	0	0
2013-14	TAMPA BAY	NHL	3	0	1	1	-1	9	0	0	0
2015-16	PHILADELPHIA	NHL	6	0	0	0	-2	18	0	0	0
2017-18	PHILADELPHIA	NHL	6	0	0	0	-1	9	0	0	0
2019-20	WASHINGTON	NHL	5	0	2	2	-1	2	0	0	0
	NHL TOTALS		20	0	3	3	-5	38	0	0	0

INTERNATIONAL CAREER

• Played for the Czech Republic at the 2014 Olympics, the 2019, 2018 and 2017 IIHF World Championship, and the 2010 and 2009 IIHF U20 World Junior Championship

PERSONAL

- Nickname is "The Butcher"
- Twitter handle: @radkogudas
- His father Leo Gudas won a Bronze Medal for Czechoslovakia at the 1992 Winter Olympics as a defenseman. Leo also won four Bronze Medals and one Silver Medal at the IIHF World Championship
- His brother-in-law is former NHL goaltender Michael Neuvirth, and his sister Karolina is a Czech singer and actress.

ACCOLADES

2013 AHL All-Star Game
2012 Calder Cup Champion

CAREER TRANSACTIONS

- Signed to a three-year contract as a free agent by Florida on Oct. 9, 2020
- Traded to Washington by Philadelphia in exchange for Matt Niskanen on June 14, 2019
- Re-signed to a four-year contract extension with Philadelphia on June 23, 2016
- Traded to Philadelphia by Tampa Bay with Tampa Bay's 1st and 3rd round picks in the 2015 NHL Draft in exchange for Braydon Coburn on March 2, 2015
- Re-signed to a three-year contract extension with Tampa Bay on May 7, 2013
- Signed to a three-year entry-level contract by Tampa Bay on Aug. 9, 2010



VINNIE HINOSTROZA 13



Position: Forward

Shoots: Right

Height: 5'9"

Weight: 177

Drafted: 2012 - 6th Rd (169th overall) by CHI

Born: April 3, 1994

Birthplace: Chicago, IL

How Acquired: Signed to a one-year contract, Oct. 9, 2020

2019-20 SEASON

- Posted two assists over eight playoff games
- Registered season-long point streaks of 4 games twice (Nov. 5-11 and Nov. 21-27)
- Played in his 200th career game, Nov. 18 vs. LAK
- Had three assists in the first period, Dec. 12 vs. CHI

- Recorded his 100th career NHL point, Mar. 4 at VAN
- Notched two points (1-1-2), Jan. 29 at ANA

CAREER HIGHLIGHTS

- Scored his first career hat trick, Mar. 14, 2019 vs. ANA
- Set career highs in games (72), goals (16), assists (23), points (39), PPGs (3) and GWGs (3) in 2018-19
- Registered first goal, assist, and multi-point game (1-2-3), Nov. 19, 2016 at VAN

COLLEGIATE/JUNIOR CAREER

- Played two seasons (2013-14 to 2014-15) for the University of Notre Dame (Hockey East) amassing 76 points (19-57-76) in 76 games.
- Named to the 2013-14 Hockey East All-Rookie Team and the 2014-15 Hockey East First All-Star Team with Notre Dame.
- Played three seasons with the Waterloo Black Hawks (USHL), recording 126 points (53-73-126) over 151 games before making the jump to the NCAA.

FIRSTS/SINGLE-GAME HIGHS/STREAKS

First NHL Game: Oct. 17, 2015 vs. CBJ

First NHL Goal: Nov. 19, 2016 at VAN

Most Goals, Single Game: 3, March 14, 2019 vs. ANA

Most Assists, Single Game: 3 [2X], Last: Dec. 12, 2019 vs. CHI

Most Points, Single Game: 3 [6X], Last: Dec. 12, 2019 vs. CHI

Most PIM, Single Game: 7, Feb. 11, 2017 at EDM

Most Shots, Single Game: 8, March 14, 2019 vs. ANA

Longest Goal Streak: 2 Games [6X], Last: March 12-14, 2019

Longest Assist Streak: 3 Games [2X], Last: Dec. 12-17, 2019

Longest Point Streak: 6 Games, Dec. 29, 2017-Jan. 9, 2018





VINNIE HINOSTROZA 13

CAREER REGULAR SEASON

SEASON	TEAM	LEAGUE	GP	G	A	P	+/-	PIM	PPG	SHG	GWG
2008-09	Bartlett High	USHS-IL	16	8	10	18	0	8	--	--	--
2010-11	Waterloo	USHL	50	8	14	22	-1	36	3	0	0
2011-12	Waterloo	USHL	55	20	24	44	11	56	6	2	3
2012-13	Waterloo	USHL	46	25	35	60	22	14	4	1	2
2013-14	U. of Notre Dame	NCAA	34	8	24	32	--	4	2	0	2
2014-15	U. of Notre Dame	NCAA	42	11	33	44	--	48	4	0	3
2015-16	CHICAGO	NHL	7	0	0	0	-1	6	0	0	0
2015-16	Rockford	AHL	66	18	33	51	7	24	3	1	3
2016-17	CHICAGO	NHL	49	6	8	14	-1	17	0	0	2
2016-17	Rockford	AHL	15	3	4	7	-8	4	--	--	--
2017-18	CHICAGO	NHL	50	7	18	25	5	10	1	0	1
2017-18	Rockford	AHL	23	9	13	22	7	8	--	--	--
2018-19	ARIZONA	NHL	72	16	23	39	-4	14	3	0	3
2019-20	ARIZONA	NHL	68	5	17	22	1	14	0	0	0
	NHL TOTALS		246	34	66	100	0	61	4	0	6

CAREER PLAYOFFS

SEASON	TEAM	LEAGUE	GP	G	A	P	+/-	PIM	PPG	SHG	GWG
2011-12	Waterloo	USHL	1	0	0	0	0	0	0	0	0
2012-13	Waterloo	USHL	5	4	3	7	0	8	2	0	0
2015-16	Rockford	AHL	3	0	0	0	-3	2	0	0	0
2016-17	CHICAGO	NHL	1	0	0	0	-2	0	0	0	0
2019-20	ARIZONA	NHL	7	0	2	2	1	2	0	0	0
	NHL TOTALS		8	0	2	2	-1	2	0	0	0

INTERNATIONAL CAREER

- Represented the United States at the 2016 IIHF World Championship and the 2014 IIHF World Junior Championship.

PERSONAL

- Twitter handle: @Hinostroza12
- Instagram: vinnie_hinostroza
- Is of Ecuadorian heritage on his father's side

ACCOLADES

2018 AHL All-Star Game
2014-15 Hockey East First All-Star Team
2013-14 Hockey East All-Rookie Team

CAREER TRANSACTIONS

- Signed to a one-year contract with Florida on Oct. 9, 2020
- Traded to Arizona by Chicago with Marian Hossa, Jordan Oesterle and Chicago's 3rd-round pick in the 2019 NHL Draft for Marcus Kruger, Jordan Maletta, Andrew Campbell, Mackenzie Entwistle and Arizona's 5th-round pick in the 2019 NHL Draft on July 12, 2018
- Signed to a two-year contract with Chicago on June 15, 2018
- Signed to a three-year entry-level contract with Chicago on March 22, 2015



PATRIC HORNQVIST 70

Position: Forward

Shoots: Right

Height: 5'11"

Weight: 189

Drafted: 2005 - 7th Rd (230th overall) by NSH

Born: Jan. 1, 1987

Birthplace: Sollentuna, Sweden

How Acquired: Traded from PIT in exchange for Mike Matheson and Colton Sceviour, Sept. 24, 2020

2019-20 SEASON

- Notched two points (1-1-2) over four Stanley Cup Qualifier games
- Tallied his 25th career playoff goal, Aug. 5 at MTL
- Ranked fourth on PIT with 17 goals in the regular season, T-3rd with 14 even-strength goals and T-3rd with 168 shots on goal
- Recorded his 4th multi-goal game of season (2-0-2), Mar. 5 at BUF
- Produced three points (2-1-3), Feb. 16 vs. DET
- Posted two goals (2-0-2), Jan. 2 vs. SJS
- Tallied his 40th career GWG and three points (1-2-3), Oct. 18 vs. DAL
- Notched two goals (2-0-2), Oct. 5 vs. CBJ

CAREER HIGHLIGHTS

- Won Stanley Cup the Stanley Cup w/PIT in 2016 and 2017
- Scored the 2017 Stanley Cup-clinching goal in Game 6, June 11 vs. NSH
- Has appeared in 90 Stanley Cup playoff games, producing 46 points (25-21-46)
- Played in 700th career NHL game, March 1, 2019 at BUF
- Scored twice including his 400th NHL point, March 15, 2018 at MTL
- Tallied his first career playoff hat trick (3-1-4) in Game 1 of the First Round of the 2016 Stanley Cup Playoffs, April 13 vs. NYR
- Scored the overtime game-winning goal (1-1-2) in Game 4 of the Second Round of the 2016 Stanley Cup Playoffs, May 4 vs. WSH
- Set PIT record for fastest hat trick (3-1-4), Dec. 4, 2018 vs. COL
- Scored a career-high 30 goals in 2009-10 w/ NSH
- Leads all Swedish-born NHLers with 263 goals, 152 even-strength goals and 84 power-play goals since 2009-10
- He is one of just two final picks of the NHL Draft to play at least 700 games (Kim Johnsson)
- Has tallied at least 20 goals and 40 points in eight of his 12 NHL seasons
- Led PIT in hits with 227 in 2016-17

FIRSTS/SINGLE-GAME HIGHS/STREAKS

First NHL Game: Oct. 10, 2008 at STL
First NHL Goal: Oct. 15, 2008 at DAL
Most Goals, Single Game: 3 [2X], Last: Dec. 4, 2018 vs. COL
Most Assists, Single Game: 3 [4X], Last: Nov. 2, 2013 at LAK
Most Points, Single Game: 4 [2X], Last: Dec. 4, 2018 vs. COL
Most PIM, Single Game: 10 [2X], Feb. 9, 2019 at TBL
Most Shots, Single Game: 14, Dec. 28, 2010 vs. DAL
Longest Goal Streak: 6 Games, Oct. 27-Nov. 8, 2011
Longest Assist Streak: 5 Games, Nov. 15-24, 2014
Longest Point Streak: 7 Games, March 25-April 6, 2018



PATRIC HORNQVIST 70

CAREER REGULAR SEASON

SEASON	TEAM	LEAGUE	GP	G	A	P	+/-	PIM	PPG	SHG	GWG
2002-03	Väsby IK	SWE-Div1	6	1	1	2	0	0	--	--	--
2003-04	Väsby Jr.	J20 Div. 1	10	7	10	17	--	30	--	--	--
2003-04	Väsby IK	SWE-Div1	32	8	5	13	--	26	--	--	--
2004-05	Väsby IK	SWE-Div1	28	12	12	24	--	36	--	--	--
2004-05	Djurgardens J20	J20 SuperElit	5	3	0	3	--	2	--	--	--
2005-06	Djurgardens J20	J20 SuperElit	4	2	1	3	--	2	--	--	--
2005-06	Djurgardens IF	Elitserien	47	5	2	7	--	36	--	--	--
2006-07	Djurgardens J20	J20 SuperElit	49	23	11	34	--	38	--	--	--
2007-08	Djurgardens IF	Elitserien	53	18	12	30	--	58	--	--	--
2008-09	NASHVILLE	NHL	28	2	5	7	-3	16	0	0	0
2008-09	Milwaukee	AHL	49	17	18	35	-3	44	8	0	3
2009-10	NASHVILLE	NHL	80	30	21	51	18	40	10	0	8
2010-11	NASHVILLE	NHL	79	21	27	48	11	47	6	0	5
2011-12	NASHVILLE	NHL	76	27	16	43	9	28	8	0	3
2012-13	NASHVILLE	NHL	24	4	10	14	-1	14	4	0	1
2012-13	Djurgardens IF	Allsvenskan	10	2	3	5	--	6	--	--	--
2012-13	Red Ice HC	NLB	9	7	7	14	8	--	--	--	--
2013-14	NASHVILLE	NHL	76	22	31	53	1	28	7	0	6
2014-15	PITTSBURGH	NHL	64	25	26	51	12	38	6	0	4
2015-16	PITTSBURGH	NHL	82	22	29	51	15	36	9	0	3
2016-17	PITTSBURGH	NHL	70	21	23	44	16	28	10	0	6
2017-18	PITTSBURGH	NHL	70	29	20	49	2	58	15	0	1
2018-19	PITTSBURGH	NHL	69	18	19	37	-3	26	6	0	2
2019-20	PITTSBURGH	NHL	52	17	15	32	9	36	3	0	0
	NHL TOTALS		770	238	242	480	86	395	84	0	41

CAREER PLAYOFFS

SEASON	TEAM	LEAGUE	GP	G	A	P	+/-	PIM	PPG	SHG	GWG
2005-06	Djurgarden Jr.	J20 SuperElit	4	1	2	3	0	2	--	--	--
2006-07	Djurgarden Jr.	J20 SuperElit	7	2	5	7	0	14	--	--	--
2007-08	Djurgarden	Elitserien	5	0	1	1	--	6	--	--	--
2008-09	Milwaukee	AHL	11	4	4	8	2	6	1	0	0
2009-10	NASHVILLE	NHL	2	0	1	1	-2	4	0	0	0
2010-11	NASHVILLE	NHL	12	2	1	3	-2	6	1	0	0
2011-12	NASHVILLE	NHL	10	1	3	4	1	2	1	0	0
2014-15	PITTSBURGH	NHL	5	2	1	3	1	2	0	0	0
2015-16	PITTSBURGH	NHL	24	9	4	13	-5	10	2	0	1
2016-17	PITTSBURGH	NHL	19	5	4	9	6	18	1	0	1
2017-18	PITTSBURGH	NHL	10	5	6	11	-2	22	2	0	0
2018-19	PITTSBURGH	NHL	4	0	0	0	-2	8	0	0	0
2019-20	PITTSBURGH	NHL	4	1	1	2	-3	0	1	0	0
	NHL TOTALS		90	25	21	46	-8	72	8	0	2

JUNIOR CAREER

- Named Elitserien Rookie of the Year in 2006-07 while playing for Djurgardens IF. Tied for the team lead with 23 goals
- Played three seasons with Djurgardens IF, amassing 71 points (46-25-71) over games

INTERNATIONAL CAREER

- Won a Gold Medal with Sweden at the 2018 IIHF World Championship, and has participated in the World Championship five times (2007, 2008, 2012, 2018, 2019)
- At the 2019 IIHF World Championship, he produced 10 points and led the team with seven goals (7-3-10) over eight games for Sweden
- Won a Bronze Medal at the 2016 World Cup of Hockey with Sweden
- Won a Bronze Medal with Sweden at the 2005 IIHF U18 World Junior Championship
- Represented Sweden at the 2007 IIHF U20 World Junior Championship
- Represented Sweden at the 2010 Winter Olympics in Vancouver

PATRIC HORNQVIST 70

PERSONAL

- Nickname is "Horny"
- He and his wife, Malin, have two daughters, Isabella and Vendela
- Was the final draft selection of the 2005 NHL Draft
- His hockey idol was Peter Forsberg

ACCOLADES

- 2017 Stanley Cup Champion
- 2016 Stanley Cup Champion
- 2018 IIHF World Championship Gold Medal
- 2006-07 Elitserien Rookie of the Year
- 2006-07 Most Goals by a Junior
- 2005 IIHF U18 WJC Bronze Medal



CAREER TRANSACTIONS

- Traded to Florida by Pittsburgh in exchange for Mike Matheson and Colton Sceviour on September 24, 2020
- Re-signed to a five-year contract extension with Pittsburgh on Feb. 27, 2018
- Traded to Pittsburgh by Nashville with Nick Spaling in exchange for James Neal on June 27, 2014
- Re-signed a five-year contract extension with Nashville on April 30, 2013
- Re-signed to a three-year contract with Nashville on Aug. 24, 2010
- Signed to a three-year entry-level contract by Nashville on July 1, 2007



JONATHAN HUBERDEAU 11

Position: Forward

Shoots: Left

Height: 6'1"

Weight: 206

Drafted: 2011 - 1st Rd (3rd overall) by FLA

Born: June 4, 1993

Birthplace: Saint-Jerome, QC

2019-20 SEASON

- Scored fastest playoff goal to open a period in franchise history (0:22, 3rd period), Game 1 of Stanley Cup Qualifiers, Aug. 1 at NYI.
- Posted career-best in shooting percentage (15.1)
- Led FLA in assists (55), points (78), even-strength points (49), and power-play points (29)
- Led FLA forwards in plus-minus (+5)
- Posted four points (1-3-4), setting FLA record for most four-point games, Feb. 20 at LAK
- Posted two points (1-1-2), passing O. Jokinen for most points in franchise history, Jan. 12 vs. TOR
- Notched assist, fastest Panther to reach 40 assists in franchise history, Jan. 5 at PIT

- Recorded four points (1-3-4), becoming second player in Florida history to record four-plus points in consecutive games, Dec. 20 vs. DAL
- Notched career-high four assists, 400th NHL point, in his 500th NHL game, Dec. 16 vs. OTT
- Notched two assists, setting single-season record for fewest games to reach 30 points (22), Nov. 21 vs. ANA
- Notched three assists, Nov. 16 vs. NYR, setting franchise record for most assists (252)
- Tallied two goals, including OT-GWG, passing N. Horton for third-most multi-goal games in franchise history (17), Oct. 30 at COL

CAREER HIGHLIGHTS

- In 2019-20, produced career-highs in goals (30), assists (62), points (92), PIM (40), power-play goals (11), power-play points (34) and game-winning goals (5)
- Set franchise single-season record for assists (62)
- Named NHL 1st Star of the Week, March 11, 2019
- 200th NHL assist, Dec. 11 at STL
- Fourth consecutive multi-assist game (franchise record), 292nd point passing V. Kozlov-5th in franchise points, Nov. 30, 2018 vs. BUF
- 100th NHL goal, three points (1-2-3), Nov. 26, 2018 vs. NJD
- The first Panthers player to win the Calder Memorial Trophy (2012-13)
- Recorded 200th NHL point, Oct. 7, 2017 vs. TBL
- Played in his 300th NHL game on April 3, 2017 at MTL
- Tallied first NHL OT game-winning goal on Feb. 15, 2017 at SJS
- Missed first 51 games of 2016-17 season with injury, scored game-winning goal in his season debut, Feb. 3, 2017 vs. ANA and posted four-game point streak in his first four games back (3-4-7), Feb. 3 - Feb. 15, 2017 at SJS
- In 2012-13 tied for lead in rookie scoring (14-17-31)
- In his NHL debut, scored his first NHL goal on his first NHL shot and posted three points (1-2-3), Jan. 19 vs. CAR
- Named to 2012-13 NHL All-Rookie Team
- February 2013 Rookie of the Month

FIRSTS/SINGLE-GAME HIGHS/STREAKS

First NHL Game: Jan. 19, 2013 vs. CAR

First NHL Goal: Jan. 19, 2013 vs. CAR

Most Goals, Single Game: 2 [19X], Last: Dec. 29, 2019 vs. MTL

Most Assists, Single Game: 4, Dec. 16, 2019 vs. OTT

Most Points, Single Game: 4 [8X], Last: Feb. 20, 2020 at LAK

Most PIM, Single Game: 12, Jan. 11, 2019 at CGY

Most Shots, Single Game: 8 [5X], Last: Nov. 2, 2019 vs. DET

Longest Goal Streak: 5 games, March 24 - April 2, 2016

Longest Assist Streak: 6 games (2X), Last: Jan. 5 - Jan. 20, 2018

Longest Point Streak: 7 games (3X), Last: Jan. 2 - Jan. 20, 2018





JONATHAN HUBERDEAU¹¹

CAREER REGULAR SEASON

SEASON	TEAM	LEAGUE	GP	G	A	P	+/-	PIM	PPG	SHG	GWG
2009-10	Saint John	QMJHL	61	15	20	35	28	43	3	0	0
2010-11	Saint John	QMJHL	67	43	62	105	59	88	13	3	7
2011-12	Saint John	QMJHL	37	30	42	72	53	50	7	1	6
2012-13	Saint John	QMJHL	30	16	29	45	-1	48	5	0	3
2012-13	FLORIDA	NHL	48	14	17	31	-15	18	2	0	1
2013-14	FLORIDA	NHL	69	9	19	28	-5	37	2	0	1
2014-15	FLORIDA	NHL	79	15	39	54	10	38	0	0	0
2015-16	FLORIDA	NHL	76	20	39	59	17	43	4	1	2
2016-17	FLORIDA	NHL	31	10	16	26	-2	13	3	0	2
2017-18	FLORIDA	NHL	82	27	42	69	-2	32	7	0	4
2018-19	FLORIDA	NHL	82	30	62	92	-14	40	11	0	5
2018-19	FLORIDA	NHL	69	23	55	78	5	30	5	0	3
2019-20	FLORIDA	NHL	536	148	289	437	-6	251	34	1	18
	NHL TOTALS		536	148	289	437	-6	251	34	1	18

CAREER PLAYOFFS

SEASON	TEAM	LEAGUE	GP	G	A	P	+/-	PIM	PPG	SHG	GWG
2009-10	Saint John	QMJHL	21	11	7	18	11	22	1	0	4
2010-11	Saint John	QMJHL	19	16	14	30	13	16	6	1	2
2011-12	Saint John	QMJHL	15	10	11	21	11	18	2	2	1
2015-16	FLORIDA	NHL	6	1	2	3	1	10	0	0	0
2019-20	FLORIDA	NHL	4	1	2	3	0	2	0	0	0
	FLA TOTALS		10	2	4	6	1	12	0	0	0
	NHL TOTALS		10	2	4	6	1	12	0	0	0

JUNIOR CAREER

- 2011 Memorial Cup Champion, Awarded the Stafford Smythe Trophy as Memorial Cup MVP
- Two-time QMJHL champion (2011, 2012)
- 2011-12 QMJHL Paul Dumont Trophy, for Personality of the Year
- Named to 2010-11 QMJHL First All-Star Team
- Led 2011 QMJHL playoffs in goals (16), won Guy Lafleur Trophy as QMJHL playoff MVP
- Served as captain of the Saint John Sea Dogs from 2011-12 to 2012-13

INTERNATIONAL CAREER

- Represented Canada at the 2014 IIHF World Championship
- Played for Canada at the IIHF World Junior Championship (2012, 2013) and won a Bronze Medal in 2012
- Won Gold Medal with Canada at 2010-11 Ivan Hlinka Memorial Tournament

PERSONAL

- Nickname is "Huby"
- Twitter: @JonnyHuby11, Instagram: jonnyhuby11
- Growing up, Huberdeau's family traveled to South Florida annually and visited BB&T Center numerous times to watch the Panthers play the Montreal Canadiens
- His younger sister, Josiane, has sung the Canadian National Anthem before Panthers games
- His hockey idol is Mario Lemieux

ACCOLADES

- 2020 NHL All-Star Game
- 2012-2013 Calder Memorial Trophy
- 2012-2013 All-Rookie Team
- 2012 President's Cup (QMJHL)
- 2011-12 Paul Dumont Trophy (QMJHL, Personality of the Year)
- 2012 IIHF World Junior Championship Bronze Medal
- 2011 Memorial Cup (CHL)
- 2010-11 Stafford Smythe Trophy (CHL, MVP)
- 2011 Memorial Cup All-Star Team
- 2011 President's Cup (QMJHL)
- 2010-11 Guy Lafleur Trophy (QMJHL, Playoff MVP)
- 2010-11 QMJHL First All-Star Team
- 2011 Hlinka Memorial Tournament Gold Medal

CAREER TRANSACTIONS

- Re-signed to a six-year contract with Florida on Sept. 7, 2016
- Re-signed to a two-year contract with Florida on Sept. 17, 2015
- Signed a three-year entry-level contract with Florida on Oct. 10, 2011



RYAN LOMBERG⁹⁴

Position: Forward

Drafted: Undrafted

How Acquired: Signed to a two-year contract, Oct. 9, 2020

Shoots: Left

Born: Dec. 9, 1994

Height: 5'9"

Weight: 193

Birthplace: Richmond Hill, ON

2019-20 SEASON

- Registered just under a point per game for Stockton (AHL), notching 20 points (11-9-20) in 21 games
- Posted fourth consecutive AHL season with at least 20 points
- Served as an alternate captain for Stockton

CAREER HIGHLIGHTS

- Played in 219 career AHL games for Stockton, producing 109 points (49-60-109)
- Appeared in one ECHL season for the Adirondack Thunder, posting 35 points in 43 games and finished second on the club in goals (18)
- Earned 5 PIM for fighting in his first NHL game, Jan. 25, 2018 at EDM

JUNIOR/COLLEGIATE CAREER

- Played two USHL seasons for Muskegon (2011-12) and Youngstown (2014-15), posting a combined 83 points (46-37-83) and 300 PIM
- Played two seasons for the University of Maine (2012-13 to 2013-14), notching 32 points (18-14-32) and 82 PIM in 66 games

FIRSTS/SINGLE-GAME HIGHS/STREAKS

First NHL Game: Jan. 25, 2018 at EDM

First NHL Goal: None

Most Goals: 0

Most Assists: 1, Feb. 9, 2018 at NYR

Most Points: 1, Feb. 9, 2018 at NYR

Most PIM: 17, Dec. 6, 2018 vs. MIN

Most Shots: 2, Feb. 8, 2018 at NJD

Longest Goal Streak: None

Longest Assist Streak: None

Longest Point Streak: None



RYAN LOMBERG⁹⁴

CAREER REGULAR SEASON

SEASON	TEAM	LEAGUE	GP	G	A	P	+/-	PIM	PPG	SHG	GWG
2009-10	North York	OJHL	4	0	0	0	0	0	--	--	--
2010-11	Toronto Patriots	OJHL	1	0	0	0	--	0	--	--	--
2010-11	The Hill Academy	CAHS	57	52	47	99	59	64	--	--	--
2011-12	Muskegon	USHL	52	22	18	40	-23	154	--	--	--
2012-13	Univ. of Maine	NCAA	32	7	7	14	-3	42	--	--	--
2013-14	Univ. of Maine	NCAA	34	11	7	18	5	40	--	--	--
2014-15	Youngstown	USHL	46	24	19	43	15	146	--	--	--
2015-16	Adirondack	ECHL	43	18	17	35	14	48	--	--	--
2015-16	Stockton	AHL	15	0	3	3	-6	42	--	--	--
2016-17	Stockton	AHL	68	13	16	29	15	127	--	--	--
2017-18	CALGARY	NHL	7	0	1	1	0	15	0	0	0
2017-18	Stockton	AHL	57	13	15	28	6	110	--	--	--
2018-19	CALGARY	NHL	4	0	0	0	0	17	0	0	0
2018-19	Stockton	AHL	58	12	17	29	-1	72	--	--	--
2019-20	Stockton	AHL	21	11	9	20	6	14	--	--	--
	NHL TOTALS		11	0	1	1	0	32	0	0	0

CAREER PLAYOFFS

SEASON	TEAM	LEAGUE	GP	G	A	P	+/-	PIM	PPG	SHG	GWG
2010-11	Toronto Patriots	OJHL	4	0	0	0	--	0	--	--	--
2014-15	Youngstown	USHL	4	1	1	2	-2	6	--	--	--
2015-16	Stockton	AHL	1	0	0	0	-2	0	--	--	--
2015-16	Adirondack	ECHL	12	3	3	6	1	27	--	--	--



PERSONAL

- Nickname is "Lommer"
- Set to become the first Panther to wear the jersey number 94
- Has a German Shepard puppy named Gunnar

CAREER TRANSACTIONS

- Signed to a two-year contract with Florida, Oct. 9, 2020
- Signed to a one-year, two-way contract with Calgary, July 16, 2019
- Signed to a two-year, two-way contract with Calgary, March 19, 2017



SAM MONTEMBEAULT 33

Position: Goaltender
Catches: Left
Drafted: 2015 - 3rd Rd (77th overall) by FLA

Height: 6'3"
Born: Oct. 30, 1996
Weight: 200
Birthplace: Becancour, QC

2019-20 SEASON

- Set career-bests in games played (14) and wins (5)
- Appeared in 11 games with SPR (AHL), posting five wins, a .918 SV%, 3.00 GAA and one shutout
- Stopped 25 of 28 shots in win, Feb. 11 at NJD
- Stopped 15 shots in regulation/OT in relief, plus 3/4 in the shootout, Nov. 12 at BOS to win the largest comeback victory in franchise history
- Earned first win of the season, making 25 saves and stopped all four shots in the shootout, Oct. 19 at NSH
- Stopped 26 of 28 SOG in first start of the season, Oct. 12 at NYI
- Made season debut in relief appearance Oct. 8 vs. CAR, stopping 19 of 20 shots

CAREER HIGHLIGHTS

- Made six consecutive starts (March 8 - March 19, 2019)
- Posted four consecutive wins (March 8 - March 16, 2019)
- Earned first NHL win, made 25 saves, March 8, 2019 vs. MIN
- Made NHL debut, 21 saves, March 2, 2019 vs. CAR
- Played in 2019 AHL All-Star Classic
- Won five consecutive AHL games to start the season, Oct. 12 - Nov. 2, 2018
- Posted 35-save shutout in AHL season debut, Oct. 12, 2018 at LV
- In 2017-18, played in first professional season with Springfield (AHL), posting 13-23-11 record over 41 games, a .896 save percentage, 3.25 goals against average and three shutouts
- Made 32 saves for first professional shutout (AHL), Nov. 17, 2017 vs. CHA
- Earned first professional win (AHL), Nov. 3, 2017 vs. HFD
- Made AHL debut, Oct. 13, 2017 at PRO

JUNIOR CAREER

- Over 18 games in 2017 QMJHL playoffs, posted 12 wins
- Led QMJHL in 2016-17 with six shutouts
- Named to 2016-17 QMJHL Second All-Star Team
- Posted QMJHL career-best 33 wins in 52 games with Blainville-Boisbriand Armada in 2014-15
- Played in 2014-15 CHL Top Prospects Game

FIRSTS/SINGLE-GAME HIGHS/STREAKS

First NHL Game: March 2, 2019 vs. CAR
First NHL Start: March 8, 2019 vs. MIN
First NHL Win: March 8, 2019 vs. MIN
First NHL Shutout: None
Most Saves, Single Game: 35, April 4, 2019 vs. NYI
Most Shots Faced, Single Game: 38 (2X), Last: Feb. 22, 2020 at VGK
Most Goals Allowed: 6, March 23, 2019 vs. BOS
Longest Win Streak: 4 Games, March 8 - March 16, 2019



SAM

MONTEMBEAULT 33

CAREER REGULAR SEASON

Season	Team	League	GP	W	L	OT	SO	GA	SA	Sv%	GAA	MIN
2013-14	Blainville-Boisbriand	QMJHL	14	9	1	1	0	28	274	.898	2.35	714
2014-15	Blainville-Boisbriand	QMJHL	52	33	11	7	3	134	1,234	.891	2.59	3,104
2015-16	Blainville-Boisbriand	QMJHL	47	17	19	8	3	119	1,202	.901	2.63	2,711
2016-17	Blainville-Boisbriand	QMJHL	41	28	9	1	6	89	962	.907	2.40	2,226
2017-18	Springfield	AHL	41	13	23	3	2	119	1,142	.896	3.25	2,196
2018-19	Springfield	AHL	39	13	16	8	1	118	1,173	.899	3.24	2,187
2018-19	FLORIDA	NHL	11	4	3	2	0	30	282	.894	3.05	591
2019-20	FLORIDA	NHL	14	5	5	1	0	39	356	.890	3.20	700:45
2019-20	Springfield	AHL	11	5	5	1	1	33	402	.918	3.00	659:00
	FLA TOTALS		25	9	8	3	0	69	638	.892	3.20	1,292:09
	NHL TOTALS		25	9	8	3	0	69	638	.892	3.20	1,292:09

CAREER PLAYOFFS

Season	Team	League	GP	W	L	SO	GA	SA	Sv%	GAA	MIN
2013-14	Blainville-Boisbriand	QMJHL	1	1	0	0	3	17	.824	3.40	52:59
2014-15	Blainville-Boisbriand	QMJHL	6	2	4	0	14	115	.878	2.38	352:37
2015-16	Blainville-Boisbriand	QMJHL	11	5	6	1	28	374	.925	2.45	684:58
2016-17	Blainville-Boisbriand	QMJHL	18	12	6	0	42	468	.910	2.35	1,070:07



INTERNATIONAL CAREER

- Served as third goaltender for Canada at 2016 IIHF World Junior Championship

PERSONAL

- Nickname is "Monty"
- His favorite TV Show is Trailer Park Boys
- His favorite sport outside of hockey is baseball

ACCOLADES

- 2019 AHL All-Star Classic
- 2016-17 QMJHL Second All-Star Team

CAREER TRANSACTIONS

- Re-signed to a one-year, two-way contract with Florida on Dec. 22, 2020
- Re-signed to a one-year, two-way contract with Florida on July 19, 2019
- Signed to a three-year, entry-level contract with Florida on May 10, 2016



MARKUS NUTIVAARA 65

Position: Defense

Shoots: Left

Height: 6'0"

Weight: 191

Drafted: 2015 - 7th Rd (189th overall) by CBJ

Born: June 6, 1994

Birthplace: Oulu, Finland

How Acquired: Traded from Columbus to Florida in exchange for Cliff Pu, Oct. 8, 2020

2019-20 SEASON

- Recorded 33 blocked shots over 37 regular season games played
- Appeared in two Stanley Cup Qualifier games
- Posted three assists in two games, Feb. 20-22
- Registered first multi-point game of the season with two assists on Feb. 20 vs. PHI
- Notched season-high six shots on goal, Feb. 24 vs. OTT
- Logged season-high 24:00 TOI, Feb. 13 at BUF
- Scored first goal of the season and posted a +3 rating, Oct. 12 at CAR

CAREER HIGHLIGHTS

- Has played in the postseason in each of his four NHL seasons
- Logged the fourth-most total TOI among Columbus defensemen from 2016-17 to 2019-20 (3,853:14)
- Owned a +25 rating through four seasons with Columbus, the third-best among all CBJ defensemen in that span
- Tallied a goal and an assist in his Stanley Cup Playoffs debut on April 18, 2017 vs. PIT
- Produced career-best seven goals and 23 points in 2017-18
- Won 2015 Liiga Championship with Kärpät

JUNIOR CAREER

- Played two seasons of junior hockey in Finland for Kärpät U20 and one season for Pelicans U20
- Won 2014 Liiga Silver Medal with Kärpät

FIRSTS/SINGLE-GAME HIGHS/STREAKS

First NHL Game: Oct. 13, 2016 vs. BOS

First NHL Goal: Nov. 12, 2016 vs. STL

Most Goals, Single Game: 1 (17X), Last: Feb. 13, 2020 at BUF

Most Assists, Single Game: 2 (4X), Last: Feb. 20, 2020 vs. PHI

Most Points, Single Game: 2 (4X), Last: Feb. 20, 2020 vs. PHI

Most PIM, Single Game: 4, Dec. 27, 2017 at PIT

Most Shots, Single Game: 7, Oct. 9, 2018 vs. COL

Longest Goal Streak: 2 games, March 27-29, 2018

Longest Assist Streak: 2 games (8X), Last: Feb. 20-22, 2020

Longest Point Streak: 3 games, March 17-20, 2018





MARKUS NUTIVAARA 65

CAREER REGULAR SEASON

SEASON	TEAM	LEAGUE	GP	G	A	P	+/-	PIM	PPG	SHG	GWG
2012-13	Pelicans Jr.	Jr. A SM-Liiga	42	4	11	15	--	14	--	--	--
2013-14	Karpat Jr.	Jr. A SM-Liiga	19	2	9	11	--	10	--	--	--
2013-14	Jokipojat	Mestis	11	0	3	3	--	4	--	--	--
2014-15	Karpat	Liiga	35	0	2	2	--	4	--	--	--
2014-15	Hokki	Mestis	2	0	2	2	--	2	--	--	--
2014-15	Karpat Jr.	Jr. A SM-Liiga	7	2	6	8	--	0	--	--	--
2015-16	Karpat	Liiga	50	6	16	22	--	14	--	--	--
2016-17	COLUMBUS	NHL	66	2	5	7	7	6	0	0	0
2017-18	COLUMBUS	NHL	61	7	16	23	13	14	1	0	1
2017-18	Cleveland	AHL	3	0	0	0	-2	0	--	--	--
2018-19	COLUMBUS	NHL	80	5	16	21	3	6	0	0	1
2019-20	COLUMBUS	NHL	37	3	6	9	2	4	0	0	0
	NHL TOTALS		244	17	43	60	25	30	1	0	2

CAREER PLAYOFFS

SEASON	TEAM	LEAGUE	GP	G	A	P	+/-	PIM	PPG	SHG	GWG
2013-14	Karpat Jr.	Jr. A SM-Liiga	12	1	4	5	--	2	--	--	--
2014-15	Karpat Jr.	Jr. A SM-Liiga	5	3	2	5	--	0	--	--	--
2014-15	Karpat	Liiga	16	1	5	6	--	0	--	--	--
2015-16	Karpat	Liiga	7	1	4	5	--	0	--	--	--
2016-17	COLUMBUS	NHL	2	1	1	2	3	0	0	0	0
2017-18	COLUMBUS	NHL	6	0	0	0	2	0	0	0	0
2018-19	COLUMBUS	NHL	2	0	0	0	1	0	0	0	0
2019-20	COLUMBUS	NHL	2	0	0	0	-1	0	0	0	0
	NHL TOTALS		12	1	1	2	5	0	0	0	0

INTERNATIONAL CAREER

- Led Finland's defensemen with nine points (3-6-9) and a plus-nine rating over eight games at the 2018 IIHF World Championship

PERSONAL

- Nickname is "Nuti"
- Twitter & Instagram: @mauripellervo
- Owns a pony named Pepper and a race horse named Too Macho for You

ACCOLADES

2015 Liiga Championship

CAREER TRANSACTIONS

- Traded from Columbus to Florida in exchange for Cliff Pu, Oct. 8, 2020
- Re-signed to a four-year contract extension with Columbus on March 29, 2018
- Signed to a two-year, entry-level contract with Columbus on May 3, 2016



ANTON STRALMAN 6

Position: Defense

Shoots: Right

Height: 5'11"

Weight: 192

Drafted: 2005 - 7th Rd (216th overall) by TOR

Born: Aug. 1, 1986

Birthplace: Tibro, Sweden

How Acquired: Signed to a three-year contract, July 1, 2019

2019-20 SEASON

- Set career-bests in game-winning goals (3)
- Led FLA defensemen in blocked shots (96), shorthanded time on ice per game (2:30), and game-winning goals (3), ranking second in time on ice per game (21:04)
- Tallied game-winning goal, Feb. 17 at SJS
- Played in 800th NHL game, Feb. 3 at TOR
- Four-game point streak (1-4-5), Dec. 28 - Jan. 2
- Tallied two goals, Nov. 30 vs. NSH

- Posted assists in back-to-back games (0-2-2), Nov. 21 - Nov. 23
- Posted assists in back-to-back games (0-2-2), Nov. 2 - Nov. 7
- Notched his 200th career NHL assist, Nov. 2 vs. DET
- Two assists, Oct. 18 vs. COL
- Recorded his first career assist for FLA, Oct. 12 at NYI
- Played in his 750th NHL game, Oct. 5 vs. TBL

CAREER HIGHLIGHTS

- Has played in two Stanley Cup Finals (2014 w/NYR, 2015 w/TBL)
- Played in his 100th career NHL playoff game, May 15, 2018 at WSH
- Appeared in his 700th NHL game on April 3, 2018 vs. BOS
- Appeared in his 600th NHL game on Feb. 23, 2017 vs. CGY
- Scored a goal for his 200th NHL point and posted a plus-four rating, Feb. 21, 2017 vs. EDM
- In 2017-18, owned career-high plus-29 rating and 100 blocked shots
- Scored career-high nine goals in back-to-back seasons (2014-15, 2015-16)
- 2014-15, played in full 82 games, producing career-best 39 points and posted career-best nine points (1-8-9) over 26 playoff games
- Played in his 300th NHL game April 1, 2013 vs. WPG
- Over 20 games played in the 2012 playoffs, he scored a career-best three postseason goals and owned an 11.2 shooting percentage
- Totaled career-best 22 power-play points and four power-play goals during 2009-10 season
- Scored his first career game-winning goal, Oct. 23, 2008 vs. BOS
- Played in 2008 AHL All-Star Classic
- 2006-07 SHL All-Star Team
- Finalist for 2005-06 SHL Rookie of the Year

FIRSTS/SINGLE-GAME HIGHS/STREAKS

First NHL Game: Oct. 23, 2007 vs. ATL

First NHL Goal: March 21, 2008 at BUF

Most Goals: 2 (4X), Last: Nov. 30, 2019 vs. NSH

Most Assists: 3 (2X), Last: Nov. 3, 2018 at MTL

Most Points: 3 (3X), Last: Nov. 3, 2018 at MTL

Most PIM: 6, Dec. 1, 2009 at CHI

Most Shots: 6 (5X), Last: Jan. 4, 2018 at MTL

Longest Goal Streak: 2 Games (2X), Last: March 20 - March 22, 2015

Longest Assist Streak: 4 Games (2X), Last: Dec. 28, 2015 - Jan. 5, 2016

Longest Point Streak: 4 Games (3X), Last: Dec. 28, 2019 - Jan. 2, 2020



JUNIOR CAREER

- Produced 20 goals and 29 points over 46 games for Skovde J20 in Sweden's J20 SuperElit

ANTON STRALMAN 6

CAREER REGULAR SEASON

SEASON	TEAM	LEAGUE	GP	G	A	P	+/-	PIM	PPG	SHG	GWG
2005-06	Timrå	SHL	45	1	4	5	-6	28	--	--	--
2006-07	Timrå	SHL	53	10	11	21	-7	34	--	--	--
2007-08	Toronto	AHL	21	0	11	11	3	22	0	0	0
2007-08	TORONTO	NHL	50	3	6	9	-10	18	0	0	0
2008-09	Toronto	AHL	36	7	9	16	5	24	6	0	0
2008-09	TORONTO	NHL	38	1	12	13	-2	20	0	0	1
2009-10	COLUMBUS	NHL	73	6	28	34	-17	37	4	0	0
2010-11	COLUMBUS	NHL	51	1	17	18	-11	22	1	0	1
2011-12	NY RANGERS	NHL	53	2	16	18	9	20	0	0	0
2012-13	NY RANGERS	NHL	48	4	3	7	14	16	0	0	0
2013-14	NY RANGERS	NHL	81	1	12	13	9	26	0	0	0
2014-15	TAMPA BAY	NHL	82	9	30	39	22	26	2	0	0
2015-16	TAMPA BAY	NHL	73	9	25	34	16	20	1	0	0
2016-17	TAMPA BAY	NHL	73	5	17	22	1	20	1	0	0
2017-18	TAMPA BAY	NHL	80	4	14	18	29	18	0	0	0
2018-19	TAMPA BAY	NHL	47	2	15	17	12	8	0	0	0
2019-20	FLORIDA	NHL	69	5	14	19	-6	14	0	0	3
	FLA TOTALS		69	5	14	19	-6	14	0	0	3
	NHL TOTALS		818	52	209	261	66	265	9	0	5

CAREER PLAYOFFS

SEASON	TEAM	LEAGUE	GP	G	A	P	+/-	PIM	PPG	SHG	GWG
2005-06	Timrå Jr.	J20 SuperElit	3	0	0	0	-1	4	--	--	--
2006-07	Timrå	SHL	7	1	3	4	3	10	--	--	--
2008-09	Toronto	AHL	6	1	2	3	-1	0	0	0	0
2011-12	NY RANGERS	NHL	20	3	3	6	1	4	2	0	0
2012-13	NY RANGERS	NHL	10	0	0	0	1	0	0	0	0
2013-14	NY RANGERS	NHL	25	0	5	5	4	4	0	0	0
2014-15	TAMPA BAY	NHL	26	1	8	9	1	8	0	0	0
2015-16	TAMPA BAY	NHL	6	1	0	1	-2	2	0	0	0
2017-18	TAMPA BAY	NHL	17	1	4	5	-3	8	0	0	0
2019-20	FLORIDA	NHL	4	0	0	0	-5	2	0	0	0
	FLA TOTALS		4	0	0	0	-5	2	0	0	0
	NHL TOTALS		108	6	20	26	-3	28	2	0	0

INTERNATIONAL CAREER

- Has represented Sweden at the IIHF World Championship four times, earning a gold medal (2017) and bronze medal (2009)
- Scored most goals by a defenseman (4) at 2008 IIHF World Championship
- Represented Sweden at the 2016 World Cup of Hockey

PERSONAL

- Nickname is "Strals", "Straly"
- He and his wife, Johanna, reside in Parkland, Fla., with their four children, Liv, Lowve, Bella and Leo
- Favorite bands include Metallica, Alice in Chains and Pantera
- Enjoys Quentin Tarantino films
- Attended a medical high school and is a Nurse Assistant

ACCOLADES

- 2017 IIHF World Championship Gold Medal
- 2009 IIHF World Championship Bronze Medal
- 2008 AHL All-Star Game
- 2007 SHL All-Star Team

ANTON STRALMAN 6

CAREER TRANSACTIONS

- Signed to a three-year contract with Florida on July 1, 2019
- Signed to a five-year contract with Florida on July 1, 2014
- Re-signed to a two-year contract with NY Rangers on July 26, 2012
- Signed to a one-year contract with NY Rangers on Nov. 5, 2011
- Signed to a one-year contract with Columbus on July 28, 2010
- Traded from Calgary to Columbus in exchange for a 2010 3rd round pick on Sept. 28, 2009
- Traded from Toronto with Colin Stuart and a 2012 7th round pick to Calgary in exchange for Wayne Primeau and a 2011 2nd round pick on July 27, 2009
- Signed a three-year, entry-level contract with Toronto on July 28, 2010





FRANK VATRANO 77



Position: Forward

Drafted: Undrafted

How Acquired: Traded from Boston in exchange for a 2018 3rd round pick, Feb. 22, 2018

Shoots: Left

Born: March 14, 1994

Height: 5'11

Weight: 200

Birthplace: East Longmeadow, MA

2019-20 SEASON

- Set career-bests in assists (18), shorthanded goals (2), shorthanded points (2) and game-winning goals (4)
- Led FLA in shorthanded goals (2) and shorthanded points (2), ranking second on the club in hits (102) and game-winning goals (4)
- Registered career-best five-game point streak, Jan. 12 – 21
- Scored second career hat trick (3-0-3), Jan. 21 at CHI
- Posted two assists, including 100th NHL point, Jan. 18 at DET

- Two-game goal streak (2-1-3), Jan. 12-16
- Posted two points (1-1-2), including his second SHG of the season, Jan. 12 vs. TOR
- Scored a goal and posted a season-high 19:20 TOI, Nov. 12 at BOS
- Notched points in back-to-back games (1-1-2), Oct. 22-24
- Scored first goal of the season (SHG), Oct. 18 vs. COL

CAREER HIGHLIGHTS

- In 2018-19, played in career-high 81 games, posting career-bests in goals (24), assists (15), points (39), power-play points (8) and shots on goal (208), while tying for team lead in even-strength goals (21)
- In 2018-19, led Panthers forwards in blocked shots (74), second on club in hits (139)
- Played in his 200th NHL game, March 26, 2019 at MTL
- Scored a goal in his Panthers debut, March 10, 2018 vs. NYR
- Tallied his first NHL hat trick on Dec. 18, 2015 at PIT
- Played in his 100th NHL game, Nov. 26, 2017 vs. EDM
- Scored in his NHL playoff debut, April 12, 2017 at OTT
- Scored in his NHL debut, Nov. 7, 2015 at MTL
- In 2015-16 led the AHL in goals (36), earning the league's Willie Marshall Award as the top goal scorer in the AHL and tied with Mikko Rantanen for the AHL Rookie of the Year
- Named to the 2015-16 AHL First All-Star Team and 2015-16 AHL All-Rookie Team
- Tallied four hat tricks in 2015-16 (AHL)
- Registered an AHL career-high five points (3-2-5) on Jan. 29, 2016 vs. SPR
- Scored an AHL career-high four goals with Providence (AHL) on Oct. 11, 2015 vs. POR

COLLEGIATE CAREER

- In 2014-15 produced 28 points (18-10-28) and team-leading 18 goals in 36 games with University of Massachusetts (Amherst)



FIRSTS/SINGLE-GAME HIGHS/STREAKS

First NHL Game: March 1, 2016 vs. CGY

First NHL Goal: March 28, 2017 vs. NSH

Most Goals: 3 (2X), Last: Jan. 21, 2020 at CHI

Most Assists: 3, Jan. 21, 2019 vs. SJS

Most Points: 4, Jan. 21, 2019 vs. SJS

Most PIM: 6, March 22, 2018 at CBJ

Most Shots: 8 (2X), Last: March 10, 2019 vs. DET

Longest Goal Streak: 3 Games, Jan. 18 – Jan. 21, 2019

Longest Assist Streak: 2 games (4X), Last: Feb. 17 – Feb. 19, 2020

Longest Point Streak: 3 Games (2X), Last: Dec. 16 – Dec. 21, 2019

FRANK VATRANO 77

CAREER REGULAR SEASON

SEASON	TEAM	LEAGUE	GP	G	A	P	+/-	PIM	PPG	SHG	GWG
2012-13	USNTDP	USHL	1	0	1	1	0	2	0	0	0
2012-13	USNTDP	USHL	4	0	3	3	--	19	--	--	--
2012-13	Bos. Jr. Bruins	EJHL	19	13	9	22	--	20	--	--	--
2013-14	U. Mass-Lowell	H-East	1	0	0	0	0	0	0	0	0
2014-15	U. Mass Lowell	H-East	36	18	10	28	-15	28	6	1	2
2014-15	Providence	AHL	5	1	0	1	-1	0	1	0	0
2015-16	Providence	AHL	36	36	19	55	21	22	12	0	3
2015-16	BOSTON	NHL	39	8	3	11	-3	14	0	0	1
2016-17	Providence	AHL	2	2	0	2	2	4	--	--	--
2016-17	BOSTON	NHL	44	10	8	18	-3	14	4	0	1
2017-18	BOSTON	NHL	25	2	0	2	-3	22	0	0	0
2017-18	FLORIDA	NHL	16	5	3	8	6	12	0	0	0
2018-19	FLORIDA	NHL	81	24	15	39	-10	38	2	0	1
2018-19	FLORIDA	NHL	69	16	18	34	-8	30	2	2	4
2019-20	FLA TOTALS		166	45	36	81	-12	80	4	2	5
	NHL TOTALS		274	65	47	112	-21	130	8	2	7

CAREER PLAYOFFS

SEASON	TEAM	LEAGUE	GP	G	A	P	+/-	PIM	PPG	SHG	GWG
2015-16	Providence	AHL	3	1	0	1	1	2	0	0	0
2016-17	BOSTON	NHL	6	1	0	1	-1	4	0	0	0
2019-20	FLORIDA	NHL	2	0	0	0	-2	2	0	0	0
	FLA TOTALS		2	0	0	0	-2	2	0	0	0
	NHL TOTALS		8	1	0	1	-3	6	0	0	0

INTERNATIONAL CAREER

- Represented the United States at the IIHF World Championship twice (2016, 2019)
- Registered eight points (3-5-8) in 10 games for USA at the 2016 IIHF World Championship
- Won gold with the United States at the 2012 IIHF U18 World Junior Championship, posting four points (2-2-4) in six games
- Won silver with the United States at the 2011 U17 World Hockey Challenge, producing four points (2-2-4) in five games

PERSONAL


- Nickname is "Frankie"
- Resides in Fort Lauderdale, Fla.
- His favorite musical artist is Post Malone
- Outside of hockey, his favorite sport is baseball

ACCOLADES

- 2015-16 Willie Marshall Award (AHL, Most Goals)
- 2015-16 Red Garrett Memorial Award (AHL, Rookie of the Year-Tied)
- 2015-16 AHL First All-Star Team
- 2015-16 AHL All-Rookie Team
- 2012 IIHF U18 World Championship Gold Medal

CAREER TRANSACTIONS

- Re-signed to a three-year contract extension with Florida on Feb. 25, 2019
- Re-signed a one-year contract with Florida on June 29, 2018
- Traded by Boston to Florida in exchange for a 2018 third round pick on Feb. 22, 2018
- Signed to a three-year, entry-level contract with Boston on March 13, 2015



CARTER VERHAEGHE 23

Position: Forward

Shoots: Left

Height: 6'2"

Weight: 182

Drafted: 2013 - 3rd Rd (82nd overall) by TOR

Born: Aug. 14, 1995

Birthplace: Toronto, ON

How Acquired: Signed to a two-year contract, Oct. 9, 2020

2019-20 SEASON

- Won the 2019-20 Stanley Cup with TBL
- Produced 13 points (9-4-13) over 52 games in his rookie campaign
- Posted two assists over eight playoff games
- Made his NHL playoff debut in Game 3 of the Eastern Conference Finals, Sept. 11 vs. NYI
- Scored his first NHL game-winning goal, Feb. 8 vs. NYI

- Tallied his first NHL hat trick (3-0-3) including his first NHL power-play goal, Jan. 7 vs. VAN
- Scored his first NHL goal recorded three points (1-2-3), Dec. 7 vs. SJS
- Made his NHL debut with TBL, Oct. 3 vs. FLA

CAREER HIGHLIGHTS

- Appeared in 211 AHL games with Syracuse, Bridgeport and Toronto, amassing 175 points (73-102-175)
- Led the AHL in goals (34) and points (82) and led SYR in assists (48) in 2018-19
- Named to the AHL First All-Star Team in 2018-19

JUNIOR CAREER

- Spent four seasons (2011-12 to 2014-15) with the Niagara Ice Dogs of the Ontario Hockey League (OHL), producing 224 points (83-141-224) over 252 regular season games
- Served as Niagara's captain during the 2014-15 season and led the club in points in his final two seasons

FIRSTS/SINGLE-GAME HIGHS/STREAKS

First NHL Game: Oct. 3, 2019 vs. FLA

First NHL Goal: Dec. 7, 2019 vs. SJS

Most Goals: 3, Jan. 7, 2020 vs. VAN

Most Assists: 2, Dec. 7, 2019 vs. SJS

Most Points: 3 (2X), Last: Jan. 7, 2020 vs. VAN

Most PIM: 2 (4X), Last: Feb. 10, 2020 at CBJ

Most Shots: 7, Jan. 7, 2020 vs. VAN

Longest Goal Streak: None

Longest Assist Streak: None

Longest Point Streak: 3 Games Jan. 4-Jan. 7, 2020



CARTER VERHAEGHE²³

CAREER REGULAR SEASON

SEASON	TEAM	LEAGUE	GP	G	A	P	+/-	PIM	PPG	SHG	GWG
2011-12	Niagara	OHL	62	4	12	16	6	10	1	0	--
2012-13	Niagara	OHL	67	18	26	44	-12	22	5	0	--
2013-14	Niagara	OHL	65	28	54	82	-19	60	13	0	0
2013-14	Toronto	AHL	2	0	1	1	2	0	0	0	0
2014-15	Niagara	OHL	68	33	49	82	21	38	3	1	2
2015-16	Bridgeport	AHL	30	6	9	15	3	6	1	0	1
2015-16	Missouri	ECHL	20	8	17	25	16	2	1	0	--
2016-17	Bridgeport	AHL	45	16	13	29	12	20	--	--	--
2016-17	Kansas City	ECHL	16	12	20	32	11	4	--	--	--
2017-18	Syracuse	AHL	58	17	31	48	18	30	--	--	--
2018-19	Syracuse	AHL	76	34	48	82	26	34	--	--	--
2019-20	TAMPA BAY	NHL	52	9	4	13	-9	8	1	0	1
	NHL TOTALS		52	9	4	13	-9	8	1	0	1

CAREER PLAYOFFS

SEASON	TEAM	LEAGUE	GP	G	A	P	+/-	PIM	PPG	SHG	GWG
2011-12	Niagara	OHL	19	1	2	3	3	2	0	0	--
2012-13	Niagara	OHL	5	2	2	4	0	6	1	0	--
2013-14	Niagara	OHL	6	2	2	4	-1	6	0	0	1
2014-15	Niagara	OHL	11	6	8	14	1	4	2	0	0
2015-16	Missouri	ECHL	10	2	9	11	0	2	0	0	--
2017-18	Syracuse	AHL	7	1	7	8	0	0	--	--	--
2018-19	Syracuse	AHL	4	1	5	6	-2	2	--	--	--
2019-20	TAMPA BAY	NHL	8	0	2	2	-1	2	0	0	0
	NHL TOTALS		8	0	2	2	-1	2	0	0	0

INTERNATIONAL CAREER

• Won a Gold Medal with Canada at the 2013 IIHF World U18 Championship, recording four assists over seven games

PERSONAL


- Twitter: @CVerhaeghe21
- Instagram: carterverhaeghe
- Away from the rink he enjoys golfing

ACCOLADES

2019-20 Stanley Cup Champion
 2018-19 John B. Sollenger Award (AHL, Most Points)
 2018-19 Willie Marshall Award (AHL, Most Goals)
 2018-19 AHL First All-Star Team
 2013 IIHF U18 World Championship Gold Medal

CAREER TRANSACTIONS

- Signed to a two-year contract with Florida on Oct. 9, 2020
- Re-signed to a one-year contract with Tampa Bay on July 5, 2019
- Re-signed to a one-year contract extension with Tampa Bay on June 12, 2018
- Traded from NY Islanders to Tampa Bay in exchange for Kristers Gudlevskis on July 1, 2017
- Traded from Toronto to NY Islanders with Taylor Beck, Christopher Gibson and Tom Nilsson in exchange for Michael Grabner on Sept. 17, 2015
- Signed a three-year entry-level contract with Toronto on April 2, 2014



MACKENZIE WEEGAR 52



Position: Defense

Shoots: Right

Height: 6'0"

Weight: 202

Drafted: 2013 - 7th Rd (206th overall) by FLA

Born: Jan. 7, 1994

Birthplace: Ottawa, ON

2019-20 SEASON

- Set career-bests in goals (7), points (18), and plus-minus (+6), tying his career high in assists (11)
- Tied for second among FLA defensemen in even-strength goals (7), ranking third in time on ice per game (20:07)
- Posted four games with five blocked shots (Dec. 3 vs. MIN, Dec. 14 vs. BOS, Feb. 17 at SJS, March 9 at STL)
- Scored goals in consecutive games March 5-7
- Scored the game-winning goal and posted a career-best +4 rating on March 7 vs. MTL, Luongo's Jersey Retirement game
- Registered an assist and 5 PIM, Oct. 30 at COL
- Notched two assists, Oct. 27 at EDM
- Scored a goal and logged a season-high 25:40 TOI Oct. 24 at CGY
- Posted first goal of the season, Oct. 8 vs. CAR

CAREER HIGHLIGHTS

- In 2018-19, appeared in career-high 64 games
- Notched consecutive multi-point games (2-2-4), March 8 - March 10, 2019
- Posted first career multi-goal game (2G), March 8, 2019 vs. MIN
- Logged career-high six blocked shots, March 7, 2019 at BOS
- Posted first career multi-point game (0-2-2), Dec. 23, 2018 at CHI
- Scored first NHL goal in his season debut, Oct. 20, 2018 vs. PIT
- Played in the 2017 AHL All-Star Game, was the first ever Springfield Thunderbird to do so
- Posted AHL career bests in goals (14), assists (22) and points (36) in 2016-17 with Springfield
- Has played games in NHL, AHL and ECHL

JUNIOR CAREER

- Won 2013 Memorial Cup Championship and 2013 QMJHL President's Cup
- Led QMJHL in plus/minus (+55) in 2012-13
- Named to 2012-13 QMJHL All-Rookie Team
- Produced QMJHL career-highs in goals (12), assists (47), points (59) and plus/minus (+56)
- Won 2011-12 CCHL Championship, was named CCHL Top Prospect and won CCHL Rookie of the Year

FIRSTS/SINGLE-GAME HIGHS/STREAKS

First NHL Game: March 12, 2013 at FLA

First NHL Goal: March 20, 2013 at TOR

Most Goals, Single Game: 2, March 5, 2016 vs. CBJ

Most Assists, Single Game: 3, Oct. 10, 2018 at OTT

Most Points, Single Game: 4, March 5, 2016 vs. CBJ

Most PIM, Single Game: 22, Oct. 27, 2013 at FLA

Most Shots, Single Game: 7, March 5, 2016 vs. CBJ

Longest Goal Streak: 2 Games [2X], Last: Feb. 11-13, 2018

Longest Assist Streak: 3 Games, Jan. 11-14, 2014

Longest Point Streak: 3 Games [3X], Last: Dec. 20-23, 2019



MACKENZIE WEEGAR⁵²

CAREER REGULAR SEASON

SEASON	TEAM	LEAGUE	GP	G	A	P	+/-	PIM	PPG	SHG	GWG
2011-12	Nepean	CCHL	53	13	37	50	--	61	--	--	--
2012-13	Halifax	QMJHL	62	8	36	44	55	58	2	0	2
2013-14	Halifax	QMJHL	61	12	47	59	56	97	6	0	0
2014-15	San Antonio	AHL	31	2	8	10	2	40	1	0	1
	Cincinnati	ECHL	21	1	12	13	4	13	0	0	-
2015-16	Portland	AHL	62	7	17	24	-8	60	2	0	1
2016-17	Springfield	AHL	60	14	22	36	7	70	-	-	-
	FLORIDA	NHL	3	0	0	0	0	4	0	0	0
2017-18	FLORIDA	NHL	60	2	6	8	5	32	0	0	0
2018-19	FLORIDA	NHL	64	4	11	15	-3	64	0	0	2
2019-20	FLORIDA	NHL	45	7	11	18	6	33	0	0	1
	FLA TOTALS		172	13	28	41	8	133	0	0	3
	NHL TOTALS		172	13	28	41	8	133	0	0	3

CAREER PLAYOFFS

SEASON	TEAM	LEAGUE	GP	G	A	P	+/-	PIM	PPG	SHG	GWG
2011-12	Nepean	CCHL	18	2	4	6	--	83	--	--	--
2012-13	Halifax	QMJHL	17	0	5	5	13	10	0	0	0
2012-13	Halifax	M-Cup	4	0	4	4	--	4	0	0	0
2013-14	Halifax	QMJHL	16	5	17	22	3	14	3	0	0
2015-16	Portland	AHL	1	0	0	0	-1	0	0	0	0
2019-20	FLORIDA	NHL	4	0	1	1	1	4	0	0	0
	FLA TOTALS		4	0	1	1	1	4	0	0	0
	NHL TOTALS		4	0	1	1	1	4	0	0	0



PERSONAL


- Nickname is "Weegs"
- Twitter: @weega52, Instagram: weegs
- Weegar wears no. 52, the same as his cousin, former NHLer Craig Rivet

ACCOLADES

- 2017 AHL All-Star Game
- 2013-14 QMJHL Second All-Star Team
- 2013 CHL Memorial Cup Champion
- 2013 QMJHL Champion
- 2013 QMJHL Best Plus/Minus (+55)

CAREER TRANSACTIONS

- Re-signed to a three-year contract with Florida on Nov. 6, 2020
- Re-signed to a one-year contract with Florida on July 25, 2019
- Re-signed to a one-year contract with Florida on August 3, 2017
- Signed a three-year, entry-level contract with Florida on May 29, 2014



ALEXANDER WENNBERG²¹

Position: Forward

Shoots: Left

Height: 6'2"

Weight: 188

Drafted: 2013 - 1st Rd (14th overall) by CBJ

Born: Sept. 22, 1994 **Birthplace:** Stockholm, Sweden

How Acquired: Signed to a one-year contract, Oct. 9, 2020

2019-20 SEASON

- Ranked third on CBJ in faceoffs (672) and faceoff wins (309)
- Scored three goals and five points over 10 Stanley Cup Qualifier games, tying him for second in goals on CBJ and ranking fourth in points.
- Registered his 200th career NHL point with an assist on Mar. 7 at EDM
- Had a four-game point streak from Jan. 11-18 (3-2-5)
- Skated in his 400th career NHL game on Jan. 6 at LAK

CAREER HIGHLIGHTS

- Scored his first career shorthanded goal on Nov. 10, 2018 vs. NYR
- Finished second on CBJ in plus/minus and fourth in assists with 8-27-35 and was a career-high +22 in 66 games in 2017-18
- Set CBJ club record with a +6 rating, March 27, 2018 at EDM
- In 2016-17, led Columbus in assists (46) and multi-point games (14, tied) and finished second in points (59), setting career highs in goals (13), assists and points, plus/minus (+21) and games played (80)
- Set a career high with a six-game point streak (2-6-8) from Dec. 22-Jan. 3, including his first career multi-goal game (2-0-2) on Dec. 29, 2016 at WPG
- Had 4-15-19 in the first 19 games of the 2016-17 season
- Collected a career-high four assists on Nov. 4, 2016 vs. MTL
- His two penalty minutes were the fewest in the NHL among players with at least 45 games played in 2015-16
- Scored on first career penalty shot attempt on Feb. 16, 2016 vs. BOS against Tuukka Rask
- Was a finalist for the SHL's Rookie of the Year Award in 2013-14 and finished second on Frolunda HC with 16 goals
- In his first full professional season (2012-13), he played 46 games for Djurgardens IF of HockeyAllsvenskan producing 32 points (14-18-32)

JUNIOR CAREER

- Played 44 games in Sweden's J20 SuperElit with Djurgardens IF J20, registering 19 points (1-18-19) over 42 games in 2011-12

FIRSTS/SINGLE-GAME HIGHS/STREAKS

First NHL Game: Oct. 9, 2014 at BUF

First NHL Goal: Dec. 22, 2014 vs. NSH

Most Goals, Single Game: 2 (2X), Last: Feb. 26, 2017 at NYR

Most Assists, Single Game: 4, Nov. 4, 2017 vs. MTL

Most Points, Single Game: 4 (2X), Last: March 12, 2018 vs. MTL

Most PIM, Single Game: 5, Dec. 16, 2016 at CGY

Most Shots, Single Game: 6, Oct. 14, 2014 vs. DAL

Longest Goal Streak: 2 games (2X), Last: Jan. 11 - Jan. 14, 2020

Longest Assist Streak: 4 games, March 6 - March 12, 2018

Longest Point Streak: 6 games, Dec. 22 - Jan. 3, 2016





ALEXANDER WENNBORG²¹

CAREER REGULAR SEASON

SEASON	TEAM	LEAGUE	GP	G	A	P	+/-	PIM	PPG	SHG	GWG
2011-12	Djurgardens IF J20	J20 SuperElit	42	1	18	19	--	6	--	--	--
2011-12	Djurgardens IF	Elitserien	1	0	0	0	--	0	--	--	--
2012-13	Djurgardens IF J20	J20 SuperElit	2	1	1	2	--	0	--	--	--
2012-13	Djurgardens IF	Allsvenskan	46	14	18	32	--	14	--	--	--
2013-14	Frolunda HC	SHL	50	16	5	21	--	8	--	--	--
2014-15	COLUMBUS	NHL	68	4	16	20	-19	22	1	0	0
2014-15	Springfield	AHL	6	0	3	3	4	12	0	0	0
2015-16	COLUMBUS	NHL	69	8	32	40	-1	2	1	0	1
2016-17	COLUMBUS	NHL	80	13	46	59	9	21	2	0	5
2017-18	COLUMBUS	NHL	66	8	27	35	22	12	3	0	2
2018-19	COLUMBUS	NHL	75	2	23	25	-1	12	1	1	0
2019-20	COLUMBUS	NHL	57	5	17	22	-5	16	1	0	1
NHL TOTALS			415	40	161	201	5	85	9	1	9

CAREER PLAYOFFS

SEASON	TEAM	LEAGUE	GP	G	A	P	+/-	PIM	PPG	SHG	GWG
2011-12	Djurgardens IF J20	J20 SuperElit	3	0	1	1	--	0	--	--	--
2012-13	Djurgardens IF J20	J20 SuperElit	1	0	1	1	--	0	--	--	--
2012-13	Djurgarden	Allsvenskan	3	0	3	3	--	0	--	--	--
2013-14	Frolunda	SHL	7	1	0	1	--	0	--	--	--
2016-17	COLUMBUS	NHL	5	0	1	1	-3	2	0	0	0
2017-18	COLUMBUS	NHL	3	1	1	2	-1	0	0	0	0
2018-19	COLUMBUS	NHL	4	0	0	0	0	0	0	0	0
2019-20	COLUMBUS	NHL	10	3	2	5	5	2	0	0	0
NHL TOTALS			22	4	4	8	1	4	0	0	0

INTERNATIONAL CAREER

- Produced 10 points (3-7-10) in six games with Sweden at the 2019 IIHF World Championship, tying for second on the team in assists and points
- Represented Sweden at the 2016 IIHF World Championship, posting eight points (1-7-8) in eight games, leading his team in assists and tying for first in points

- Won Silver Medals with Sweden at 2013 and 2014 IIHF World Junior Championship
- Won a Silver Medal with Sweden at 2012 IIHF World U18 Championship

PERSONAL

- Nickname is "Wenny"
- Twitter: @AlexWennberg
- Has a dachshund named Lexie
- Outside of hockey he enjoys soccer and playing golf

ACCOLADES

- 2014 IIHF World Junior Championship Silver Medal
- 2013 IIHF World Junior Championship Silver Medal
- 2012 IIHF World U18 Championship Silver Medal

CAREER TRANSACTIONS

- Signed to a one-year contract with Florida on Oct. 9, 2020
- Placed on unconditional waivers for purpose of a buyout by Columbus on Oct. 8, 2020
- Re-signed to a six-year contract with Columbus on Sept. 1, 2017
- Signed to a three-year, entry level contract with Columbus on May 16, 2014



KEITH YANDLE³



Position: Defense

Shoots: Left

Height: 6'1"

Weight: 197

Drafted: 2005 - 4th Rd (105th overall) by PHX

Born: Sept. 9, 1986

Birthplace: Boston, MA

How Acquired: Signing rights acquired from NYR in exchange for a 2016 6th rd draft pick and 2017 4th rd draft pick, June 20, 2016

2019-20 SEASON

- Notched his 200th point as a Panther (0-1-1), Feb. 13 vs. PHI
- Posted a career-high 4 points (1-3-4), Jan. 20 at MIN
- Played in his 831st consecutive game, surpassing Andrew Coglianor for fourth-most consecutive games played in NHL history, Dec. 20 vs. DAL
- Five-game point streak (1-7-8), Nov. 27 - Dec. 8
- Three assists (0-3-3) Nov. 16 vs. NYR, passing Jay Bouwmeester for 2nd-most by a FLA D-man in franchise history
- Five-game point streak (1-9-10), Nov. 9 - Nov. 16
- Notched a goal and two assists for his 100th career multi-point game, Nov. 12 at BOS
- Tallied power-play assists in three consecutive games (0-4-4), Oct. 28-Nov. 2
- Played in his 800th consecutive NHL game and scored a PPG, Oct. 8 vs. CAR

CAREER HIGHLIGHTS

- Has played 12 consecutive seasons without missing a game
- In 2018-19, set franchise single-season records for assists by a defenseman (53), points by a defenseman (62) and power-play points by a defenseman (39)
- In 2018-19, led all NHL defensemen in power-play points, ranked third among all NHLers
- Tied for first among all NHL defensemen in power-play goals (7)
- 50th assist of the season broke Brian Campbell/Robert Svehla's franchise record for single-season assists by D-man, March 28 at OTT
- 900th NHL game, March 23, 2019 vs. BOS
- Broke Robert Svehla's franchise record for single-season points by D-man and Olli Jokinen's single-season power-play points franchise record, March 21, 2019 vs. ARI
- Appeared in his 777th consecutive regular season game, surpassing Craig Ramsay for fifth-longest 'iron man streak' in NHL history, Feb. 26, 2019 at ARI
- 400th NHL assist, Dec. 1, 2018 vs. TBL
- Seven-game point streak (2-5-7), longest by Panthers D-man in franchise history, Oct. 24-Nov. 11, 2018
- Posted two assists, 100th point with FLA, Oct. 16, 2018 at PHI
- The NHL's active iron man at the start of the 2018-19 season, Yandle ranks fourth in NHL history for consecutive games played (866) and first among active players
- Played in the 2011 and 2012 NHL All-Star Games
- Enters the season ranking second in assists (177) and third in points (204) among Panthers defensemen in franchise history
- Has led FLA defensemen in scoring in all five of his seasons with the club (2016-17 to 2019-20)
- Has posted more assists (246) and points (258) than any Coyotes defenseman (2006-07 to 2014-15)
- Played 700th consecutive NHL game, March 12, 2017 vs. OTT
- Notched his 200th career power play point (assist), 40th point of the season, March 4, 2017 vs. PHI
- Registered two assists, reached 400 NHL points on Feb. 22, 2017 vs. EDM
- Played in his 800th NHL game, Feb. 20, 2017 at TOR
- Played in his 600th consecutive NHL game, passing Henrik Sedin for 7th all-time, Jan. 25, 2017 vs. WSH
- Played in his 600th consecutive NHL game on Jan. 23, 2017 at ARI
- Scored first goal with Florida on Nov. 20, 2016 at NYR
- Posted his 300th NHL assist on Oct. 30, 2016 at DET
- Led NY Rangers defensemen in scoring in 2015-16 (47)
- Led PHX defensemen in scoring in 2009-10 (41), 2010-11 (59), 2011-12 (43), 2012-13 (30), 2013-14 (53)
- Led PHX in scoring in 2012-13 (30) and 2013-14 (53)
- Played in his 500th consecutive NHL game on Dec. 12, 2015 at CGY
- In 2014-15, led the NHL's defensemen in assists (46)
- Produced a career-best 31 power-play points in 2013-14
- Played in his 300th consecutive NHL game on March 31, 2013 vs. ANA
- Played in his 500th NHL game on March 30, 2013 at SJS
- Produced a career-high 59 points (11-48-59) in 2010-11
- Recorded two points (1-1-2) in his NHL playoff debut in game one of WCQF on April 14, 2010 vs. DET
- Scored a career-high 12 goals in 2009-10
- Played in 2007 AHL All-Star Game

FIRSTS/SINGLE-GAME HIGHS/STREAKS

First NHL Game: Oct. 11, 2006 at DET

First NHL Goal: Dec. 18, 2007 at PHI

Most Goals, Single Game: 2 (3X), Last: Dec. 31, 2013 at EDM

Most Assists, Single Game: 3 (10X), Last: March 8, 2018 vs. MTL

Most Points, Single Game: 3 (18X), Last: Dec. 8, 2018 vs. NYR

Most PIM, Single Game: 17, Oct. 31, 2009 vs. ANA

Most Shots, Single Game: 9 (3X), Last: Oct. 21, 2014 at NSH

Longest Goal Streak:


2 Games [7X], Last: 1/30-2/1/18

Longest Assist Streak:

9 Games, 1/11-1/26/11

Longest Point Streak:

10 Games, 1/11-2/1/11



KEITH YANDLE³

CAREER REGULAR SEASON

SEASON	TEAM	LEAGUE	GP	G	A	P	+/-	PIM	PPG	SHG	GWG
2004-05	Cushing Academy	High-MA	34	14	40	54	--	52	--	--	--
2005-06	Moncton	QMJHL	66	25	59	84	50	109	15	0	3
2006-07	Phoenix	NHL	7	0	2	2	0	8	0	0	0
2006-07	San Antonio	AHL	69	6	27	33	-15	97	3	0	1
2007-08	PHOENIX	NHL	43	5	7	12	-12	14	4	0	0
2007-08	San Antonio	AHL	30	1	14	15	3	80	1	0	0
2008-09	PHOENIX	NHL	69	4	26	30	-4	37	1	0	0
2009-10	PHOENIX	NHL	82	12	29	41	16	45	5	0	2
2010-11	PHOENIX	NHL	82	11	48	59	12	68	3	0	0
2011-12	PHOENIX	NHL	82	11	32	43	5	51	0	0	2
2012-13	PHOENIX	NHL	48	10	20	30	4	54	5	0	3
2013-14	PHOENIX	NHL	82	8	45	53	-23	63	3	0	2
2014-15	ARIZONA	NHL	63	4	37	41	-32	32	2	0	0
2014-15	NY RANGERS	NHL	21	2	9	11	6	8	0	0	2
2015-16	NY RANGERS	NHL	82	5	42	47	-4	40	2	0	1
2016-17	FLORIDA	NHL	82	5	36	41	-6	39	2	0	0
2017-18	FLORIDA	NHL	82	8	48	56	7	35	1	0	1
2018-19	FLORIDA	NHL	82	9	53	62	-17	50	7	0	2
2019-20	FLORIDA	NHL	69	5	40	45	0	20	2	0	0
	FLA TOTALS		315	27	177	204	-16	144	12	0	3
	NHL TOTALS		976	99	474	573	-48	564	37	0	15

CAREER PLAYOFFS

SEASON	TEAM	LEAGUE	GP	G	A	P	+/-	PIM	PPG	SHG	GWG
2005-06	Moncton	QMJHL	21	6	14	20	10	36	3	1	1
2005-06	Moncton	M-Cup	5	3	0	3	-12	1	0	0	--
2007-08	San Antonio	AHL	5	0	0	0	-4	8	0	0	--
2009-10	PHOENIX	NHL	7	2	3	5	-14	1	0	0	--
2010-11	PHOENIX	NHL	4	0	5	5	-5	0	0	0	0
2011-12	PHOENIX	NHL	16	1	8	9	5	10	0	0	0
2014-15	NY RANGERS	NHL	19	2	9	11	7	10	0	0	0
2015-16	NY RANGERS	NHL	5	1	0	1	-4	2	0	0	0
2019-20	FLORIDA	NHL	4	0	3	3	-2	0	0	0	0
	FLA TOTALS		4	0	3	3	-2	0	0	0	0
	NHL TOTALS		55	6	28	34	0	26	1	0	0

JUNIOR CAREER

- With the Moncton Wildcats (QMJHL), won the 2006 QMJHL President's Cup, Emile Bouchard Trophy (QMJHL defenseman of the year), QMJHL Defensive Player of the Year and was named to the 2005-06 QMJHL First All-Star Team
- Was named 2006 CHL Defenseman of the Year and named to 2005-06 CHL First All-Star Team
- Led all QMJHL defensemen in assists (59) and points (84) in 2005-06

INTERNATIONAL CAREER

- Recorded four points (1-3-4) over six games with USA at the 2010 IIHF World Championship

PERSONAL

- Nickname is "Yands"
- Resides in Fort Lauderdale, with his wife Kristyn and two daughters Mila and Lola
- His favorite recording artist is Eminem and favorite song of his is Renegade ft. Jay-Z
- An avid fan of the New England Patriots, his favorite athlete outside of hockey is Tom Brady (NFL)
- He wears No. 3 because his older brother Brian Yandle wore it in high school
- If he wasn't a hockey player, he would like to have been a fire fighter

ACCOLADES

4th All-Time in Consecutive NHL Games Played
 Active Consecutive NHL Games Played Leader
 2019 NHL All-Star Game
 2014-15 Most Assists by a Defenseman (46)
 2012 NHL All-Star Game
 2011 NHL All-Star Game
 2008 AHL All-Star Game
 2006 QMJHL Championship
 2005-06 CHL Defenseman of the Year
 2005-06 CHL First All-Star Team
 2005-06 QMJHL First All-Star Team
 2005-06 Emile Bouchard Trophy (QMJHL, Defenseman of the Year)
 2005-06 QMJHL Defensive Player of the Year
 2005-06 QMJHL Most Assists by a Defenseman (59)
 2005-06 QMJHL Most Points by a Defenseman (84)

KEITH YANDLE³

CAREER TRANSACTIONS

- Signed to a seven-year contract with Florida on June 24, 2016
- Rights traded by NY Rangers to Florida in exchange for a 2016 6th round pick and a conditional 2017 fourth round pick on June 20, 2016
- Traded by Arizona to NY Rangers in exchange for Anthony Duclair, John Moore, a conditional 2016 first round pick and a 2015 second round pick on March 1, 2015
- Re-signed to a five-year contract with Phoenix on July 5, 2011
- Re-signed to a two-year contract with Phoenix on July 17, 2009
- Signed to a three-year, entry-level contract with Phoenix on May 5, 2006





IN THE SYSTEM



**DRAFTED:**

2016 - 7th round
(184th overall) by Vancouver

HOW ACQUIRED:

Signed to a two-year,
entry-level contract,
March 28, 2019

RODRIGO ABOLS | FORWARD

Shoots Left | 6-4, 187 lbs. | Born 1/5/96 in Riga, Latvia

REGULAR SEASON

	TEAM	LGE	GP	G	A	PTS	PIM
2013-14	HK Riga	MHL	44	7	9	16	34
2013-14	Dinamo Jr. Riga	Latvia	1	1	3	4	0
2014-15	Dinamo Riga	KHL	14	1	4	5	4
2014-15	HK Riga	MHL	35	20	18	38	61
2015-16	Portland	WHL	62	20	29	49	42
2016-17	Portland	WHL	2	0	1	1	7
2016-17	Acadie-Bathurst	QMJHL	52	18	32	50	43
2017-18	Örebro HK	SHL	26	0	1	1	6
2017-18	BIK Karlskoga	Allsvan	18	7	10	17	20
2018-19	Örebro HK	SHL	45	18	8	26	20
2019-20	Springfield	AHL	36	7	16	23	15
2019-20	Greenville	ECHL	4	3	1	4	4

PLAYOFFS

	TEAM	LGE	GP	G	A	PTS	PIM
2013-14	HK Riga	MHL	10	1	0	1	12
2014-15	HK Riga	MHL	3	0	1	1	2
2015-16	Portland	WHL	4	0	1	1	4
2016-17	Acadie-Bathurst	QMJHL	11	5	6	11	12
2018-19	Örebro HK	SHL	2	0	1	1	0

**DRAFTED:**

2016 - 4th round
(94th overall) by Florida

JONATHAN ANG | FORWARD


Shoots Right | 5-11, 172 lbs. | Born 1/31/98 in Markham, ON

REGULAR SEASON

	TEAM	LGE	GP	G	A	PTS	PIM
2014-15	Peterborough	OHL	59	10	10	20	18
2015-16	Peterborough	OHL	68	21	28	49	44
2016-17	Peterborough	OHL	67	27	32	59	75
2017-18	Peterborough	OHL	39	15	28	43	69
2017-18	Sarnia	OHL	26	10	17	27	18
2018-19	Springfield	AHL	75	5	20	25	42
2019-20	Springfield	AHL	49	7	14	21	24

PLAYOFFS

	TEAM	LGE	GP	G	A	PTS	PIM
2014-15	Peterborough	OHL	5	0	1	1	4
2015-16	Peterborough	OHL	7	3	6	9	2
2016-17	Peterborough	OHL	12	7	4	11	6
2017-18	Sarnia	OHL	12	2	7	9	8



DRAFTED:
Undrafted

HOW ACQUIRED:

Signed to a three-year,
entry-level contract,
March 9, 2018

PATRICK BAJKOV | FORWARD

Shoots Right | 6-0, 186 lbs. | Born 11/27/97 in Nanaimo, BC

REGULAR SEASON

	TEAM	LGE	GP	G	A	PTS	PIM
2013-14	Everett	WHL	56	9	10	19	18
2014-15	Everett	WHL	72	23	22	45	14
2015-16	Everett	WHL	71	18	28	46	22
2016-17	Everett	WHL	71	29	49	78	44
2017-18	Everett	WHL	72	33	67	100	56
2018-19	Springfield	AHL	18	3	2	5	6
2018-19	Manchester	ECHL	2	0	0	0	0
2018-19	Florida	ECHL	31	4	10	14	4
2019-20	Greenville	ECHL	64	20	24	44	14

PLAYOFFS

	TEAM	LGE	GP	G	A	PTS	PIM
2013-14	Everett	WHL	5	3	0	3	0
2014-15	Everett	WHL	11	1	2	3	0
2015-16	Everett	WHL	9	2	2	4	2
2016-17	Everett	WHL	10	5	6	11	6
2017-18	Everett	WHL	22	14	9	23	18
2018-19	Florida	ECHL	3	0	0	0	0



DRAFTED:
2015 - 7th round
(206th overall) by Florida

RYAN BEDNARD | GOALTENDER

Catches Left | 6-5, 201 lbs | Born 3/31/97 in Macomb, Michigan

REGULAR SEASON

	TEAM	LGE	GP	W	L	T	SO	GAA	PCT
2014-15	Johnstown	NAHL	37	16	16	5	1	2.66	0.913
2014-15	Youngstown	USHL	1	0	1	0	0	4.08	0.889
2015-16	Youngstown	USHL	39	22	8	5	2	2.38	0.918
2016-17	Bowling Green	WCHA	7	4	3	0	1	2.70	0.882
2017-18	Bowling Green	WCHA	29	15	8	4	3	2.24	0.916
2018-19	Bowling Green	WCHA	32	20	8	4	3	1.77	0.927
2019-20	Springfield	AHL	8	4	3	0	1	3.28	.899
2019-20	Greenville	ECHL	24	10	12	1	1	2.99	.908

**DRAFTED:**

2020 - 4th round
(95th overall) by Florida

MICHAEL BENNING | DEFENSE

Shoots Right | 5-9, 177 lbs. | Born 1/5/02 in Edmonton, AB

REGULAR SEASON

	TEAM	LGE	GP	G	A	PTS	PIM
2018-19	Sherwood Park	AJHL	60	10	51	61	99
2019-20	Sherwood Park	AJHL	54	12	63	75	54

PLAYOFFS

	TEAM	LGE	GP	G	A	PTS	PIM
2018-19	Sherwood Park	AJHL	12	1	8	9	14

**DRAFTED:**

2019 - 4th round
(106th overall) by Florida

CARTER BERGER | DEFENSE

Shoots Left | 6-0, 200 lbs. | Born 9/17/99 in North Vancouver, BC

REGULAR SEASON

	TEAM	LGE	GP	G	A	PTS	PIM
2016-17	Victoria	BCHL	44	4	7	11	12
2017-18	Victoria	BCHL	56	10	24	34	18
2018-19	Victoria	BCHL	54	27	36	63	48

PLAYOFFS

	TEAM	LGE	GP	G	A	PTS	PIM
2016-17	Victoria	BCHL	16	0	1	1	4
2017-18	Victoria	BCHL	12	1	7	8	4
2018-19	Victoria	BCHL	15	5	13	18	22

**DRAFTED:**

2016 - 1st round
(23rd overall) by Florida

HENRIK BORGSTROM | FORWARD

Shoots Left | 6-3, 190 lbs. | Born 8/6/97 in Helsinki, Finland

REGULAR SEASON

	TEAM	LGE	GP	G	A	PTS	PIM
2015-16	HIFK Jr.	A SM-Liiga	40	29	26	55	20
2016-17	U. of Denver	NCAA	37	22	21	43	16
2017-18	U. of Denver	NCAA	40	23	29	52	18
2017-18	FLORIDA	NHL	4	1	0	1	0
2018-19	Springfield	AHL	24	5	17	22	8
2018-19	FLORIDA	NHL	50	8	10	18	4
2019-20	Springfield	AHL	49	11	12	23	10
2019-20	FLORIDA	NHL	4	0	0	0	2
	FLA TOTALS		54	9	10	19	4
	NHL TOTALS		54	9	10	19	4

PLAYOFFS

	TEAM	LGE	GP	G	A	PTS	PIM
2015-16	HIFK Jr.	A SM-Liiga	4	4	2	6	0

**DRAFTED:**

Undrafted

HOW ACQUIRED:

Signed to a one-year,
entry-level contract,
Aug. 5, 2020

HENRY BOWLBY | FORWARD

Shoots Left | 6-1, 195 lbs | Born 2/26/97 in Edina, MN

REGULAR SEASON

	TEAM	LGE	GP	G	A	PTS	PIM
2013-14	Edina-HS	USHS-MN	25	0	0	0	2
2014-15	Edina-HS	USHS-MN	25	7	16	23	31
2015-16	Lincoln	USHL	56	5	10	15	30
2016-17	Lincoln	USHL	53	17	15	32	32
2017-18	Harvard	NCAA	24	8	8	16	10
2018-19	Harvard	NCAA	29	5	8	13	33
2019-20	Harvard	NCAA	31	8	8	16	18

**DRAFTED:**

2007 - 2nd round
(35th overall) by Boston

HOW ACQUIRED:

Signed to a two-year, two-way contract, July 1, 2019

TOMMY CROSS | DEFENSE

Shoots Left | 6-3, 205 lbs. | Born 9/12/89 in Simsbury, CT

REGULAR SEASON

	TEAM	LGE	GP	G	A	PTS	PIM
2007-08	Westminster	USHS	19	5	16	21	20
2007-08	NE Jr. Falcons	EJHL	5	2	2	4	18
2007-08	Ohio Jr. Blue Jackets	USHL	9	0	4	4	8
2008-09	Boston College	H-East	24	0	8	8	24
2009-10	Boston College	H-East	38	5	5	10	36
2010-11	Boston College	H-East	28	7	11	18	45
2011-12	Boston College	H-East	44	5	19	24	66
2011-12	Providence	AHL	2	0	0	0	2
2012-13	Providence	AHL	42	1	10	11	23
2012-13	South Carolina	ECHL	24	6	13	19	23
2013-14	Providence	AHL	55	3	4	7	54
2014-15	Providence	AHL	54	4	18	22	85
2015-16	BOSTON	NHL	3	0	1	1	0
2015-16	Providence	AHL	64	3	20	23	97
2016-17	Providence	AHL	74	12	23	35	69
2017-18	Providence	AHL	73	8	28	36	83
2018-19	Cleveland	AHL	73	7	27	34	71
2019-20	Springfield	AHL	50	7	14	21	56
	NHL TOTALS		3	0	1	1	0

PLAYOFFS

	TEAM	LGE	GP	G	A	PTS	PIM
2012-13	Providence	AHL	12	0	3	3	8
2013-14	Providence	AHL	4	0	1	1	4
2014-15	Providence	AHL	4	1	0	1	4
2015-16	Providence	AHL	3	1	1	2	0
2016-17	BOSTON	NHL	1	0	1	1	0
2016-17	Providence	AHL	16	2	7	9	20
2017-18	Providence	AHL	4	1	2	3	12
2018-19	Cleveland	AHL	8	1	2	3	6
	NHL TOTALS		1	0	1	1	0



DRAFTED:

2018 - 1st round
(15th overall) by Florida

GRIGORI DENISENKO | FORWARD

Shoots Right | 5-11, 186 lbs. | Born 6/24/00 in Novosibirsk, Russia

REGULAR SEASON

	TEAM	LGE	GP	G	A	PTS	PIM
2014-15	Lokomotiv Yaroslavl U16	Russia U16	34	26	51	77	16
2015-16	Lokomotiv Yaroslavl U17	Russia U17	29	22	39	61	36
2016-17	Lokomotiv Yaroslavl U17	Russia U17	3	2	3	5	27
2016-17	Loko Yaroslavl	MHL	28	9	13	22	59
2016-17	Loko-Junior Yaroslavl	NMHL	5	3	1	4	10
2017-18	Loko Yaroslavl	MHL	31	9	13	22	30
2018-19	Lokomotiv Yaroslavl	KHL	25	4	2	6	58
2018-19	Lada Togliatti	VHL	6	1	2	3	4
2018-19	Loko Yaroslavl	MHL	4	1	2	3	0
2019-20	Lokomotiv Yaroslavl	KHL	38	6	6	12	8

PLAYOFFS

	TEAM	LGE	GP	G	A	PTS	PIM
2016-17	Loko Yaroslavl	MHL	4	0	0	0	0
2016-17	Loko-Junior Yaroslavl	NMHL	5	4	3	7	29
2017-18	Lokomotiv Yaroslavl	KHL	4	0	0	0	6
2017-18	Loko Yaroslavl	MHL	12	5	2	7	8
2018-19	Lokomotiv Yaroslavl	KHL	6	0	3	3	2
2018-19	Loko Yaroslavl	MHL	13	6	2	8	12
2019-20	Lokomotiv Yaroslavl	KHL	6	1	0	1	0



DRAFTED:

2013 - 2nd round
(54th overall) by Dallas

HOW ACQUIRED:

Signed to a one-year, two-way contract, July 3, 2019

PHILIPPE DESROSIERS | GOALTENDER


Catches Left | 6-1, 201 lbs. | Born 8/16/95 in St-Hyacinthe, QC

REGULAR SEASON

	TEAM	LGE	GP	W	L	OT	SO	GAA	SV%
2011-12	Rimouski	QMJHL	3	1	2	0	0	3.48	.899
2012-13	Rimouski	QMJHL	43	22	8	5	1	3.07	.900
2013-14	Rimouski	QMJHL	52	31	14	7	5	2.65	.907
2014-15	Rimouski	QMJHL	44	29	9	1	5	2.5	.901
2015-16	Texas	AHL	10	5	5	0	0	2.82	.903
2015-16	Idaho	ECHL	31	15	7	4	2	2.34	.913
2016-17	Texas	AHL	8	3	2	0	1	2.82	.903
2016-17	Idaho	ECHL	13	5	3	0	0	3.81	.893
2016-17	Norfolk	ECHL	20	8	11	0	0	3.74	.902
2017-18	Texas	AHL	2	1	0	0	0	0.86	.962
2017-18	Idaho	ECHL	36	23	9	2	2	2.51	.913
2018-19	Texas	AHL	23	8	11	1	1	2.54	.910
2018-19	Idaho	ECHL	6	2	3	0	0	2.76	.911
2019-20	Springfield	AHL	29	16	10	2	0	3.05	.916

PLAYOFFS

	TEAM	LGE	GP	W	L	OT	SO	GAA	PCT
2012-13	Rimouski	QMJHL	4	2	2	0	0	2.26	.892
2013-14	Rimouski	QMJHL	11	7	3	0	2	2.34	.917
2014-15	Rimouski	QMJHL	4	2	2	0	0	2.26	.892
2015-16	Rimouski	QMJHL	9	5	3	0	0	2.48	.910
2015-16	Idaho	ECHL	7	3	3	1	0	2.47	.923
2017-18	Idaho	ECHL	10	4	3	2	0	2	.934



DRAFTED:
Undrafted

HOW ACQUIRED:

Traded from Dallas in exchange for a 2020 6th round draft pick, Feb. 24, 2020

EMIL DJUSE | DEFENSE

Shoots Left | 5-11, 190 lbs. | Born 10/27/93 in Skelleftea, Sweden

REGULAR SEASON

	TEAM	LGE	GP	G	A	PTS	PIM
2013-14	Frolunda HC	SHL	18	0	5	5	6
2013-14	Malmö	Allsvenskan	3	0	0	0	0
2013-14	Mora IK	Allsvenskan	23	2	7	9	20
2013-14	Frolunda J20	J20 SuperElit	3	0	1	1	0
2014-15	Frolunda HC	SHL	14	0	1	1	0
2014-15	MODO Hockey	SHL	25	4	4	8	12
2014-15	Frolunda J20	J20 SuperElit	1	0	1	1	0
2015-16	MODO Hockey	SHL	46	4	11	15	4
2015-16	Timrå IK	Allsvenskan	1	1	1	2	0
2016-17	Skelleftea AIK	SHL	50	4	9	13	59
2017-18	Skelleftea AIK	SHL	50	3	18	21	32
2018-19	Skelleftea AIK	SHL	49	6	16	22	45
2019-20	Texas	AHL	48	4	25	29	26
2019-20	Springfield	AHL	5	1	2	3	2

PLAYOFFS

	TEAM	LGE	GP	G	A	PTS	PIM
2016-17	Skelleftea AIK	SHL	7	0	1	1	4
2017-18	Skelleftea AIK	SHL	7	0	1	1	12
2018-19	Skelleftea AIK	SHL	6	0	2	2	4



DRAFTED:
2020 - 7th round
(198th overall) by Florida

ELLIOT EKMARK | FORWARD

Shoots Left | 5-9, 162 lbs. | Born 1/29/02 in Linköping, Sweden

REGULAR SEASON

	TEAM	LGE	GP	G	A	PTS	PIM
2017-18	Linköping HC J18	J18 Elit	14	4	2	6	2
2017-18	Linköping HC J18	J18 Allsvenskan	15	4	9	13	2
2018-19	Linköping HC J18	J18 Elit	22	12	11	23	22
2018-19	Linköping HC J18	J18 Allsvenskan	15	5	7	12	4
2018-19	Linköping HC J20	J20 SuperElit	7	1	3	4	0
2019-20	Linköping HC J20	J20 SuperElit	31	12	14	26	6
2019-20	Linköping HC	SHL	4	0	0	0	0

PLAYOFFS

	TEAM	LGE	GP	G	A	PTS	PIM
2017-18	Linköping HC J18	J18 Allsvenskan	6	0	2	2	2
2018-19	Linköping HC J18	J18 Allsvenskan	6	1	4	5	4

**DRAFTED:**

2017 - 3rd round
(66th overall) by Florida

MAX GILDON | DEFENSE

Shoots Left | 6-3, 194 lbs. | Born 5/17/99 in Houston, TX

REGULAR SEASON

	TEAM	LGE	GP	G	A	PTS	PIM
2015-16	U.S. National Under-17	USHL	35	0	7	7	34
2016-17	U.S. National Under-18	USHL	26	5	9	14	28
2017-18	U. of New Hampshire	H-East	36	8	15	23	47
2018-19	U. of New Hampshire	H-East	31	6	15	21	45
2019-20	U. of New Hampshire	H-East	34	7	22	29	40

**DRAFTED:**

2017 - 2nd round
(40th overall) by Florida

EMIL HEINEMAN | FORWARD

Shoots Left | 6-1, 185 lbs. | Born 11/16/01 in Leksand, Sweden

REGULAR SEASON

	TEAM	LGE	GP	G	A	PTS	PIM
2017-18	Leksands IF J18	J18 Elit	15	4	5	9	12
2017-18	Leksands IF J18	J18 Allsvenskan	15	2	2	4	8
2018-19	Leksands IF J18	J18 Elit	2	1	1	2	2
2018-19	Leksands IF J18	J18 Allsvenskan	4	3	1	4	8
2018-19	Leksands IF J20	J20 SuperElit	27	1	4	5	6
2019-20	Leksands IF J20	J20 SuperElit	29	26	15	41	12
2019-20	Leksands IF	SHL	11	0	2	2	4

PLAYOFFS

	TEAM	LGE	GP	G	A	PTS	PIM
2017-18	Leksands IF J18	J18 Allsvenskan	3	0	1	1	0
2018-19	Leksands IF J18	J18 Allsvenskan	2	1	1	2	2
2018-19	Leksands IF J20	J20 SuperElit	2	0	0	0	2

**DRAFTED:**

2017 - 2nd round
(40th overall) by Florida

ALEKSI HEPONIEMI | FORWARD

Shoots Left | 5-10, 155 lbs. | Born 1/9/99 in Tampere, Finland

REGULAR SEASON

	TEAM	LGE	GP	G	A	PTS	PIM
2015-16	Ilves U18	Jr. B Sarja	39	25	40	65	24
2015-16	Ilves U20	Jr. A Liiga	7	2	2	4	2
2016-17	Swift Current	WHL	72	28	58	86	18
2017-18	Swift Current	WHL	57	28	90	118	28
2018-19	Kärpät	Liiga	50	16	30	46	8
2019-20	Springfield	AHL	49	3	11	14	16

PLAYOFFS

	TEAM	LGE	GP	G	A	PTS	PIM
2016-17	Swift Current	WHL	14	0	8	8	8
2017-18	Swift Current	WHL	26	5	25	30	2
2018-19	Kärpät	Liiga	17	3	0	3	8

**DRAFTED:**

2018 - 3rd round
(89th overall) by Florida

LOGAN HUTSKO | FORWARD

Shoots Right | 5-10, 172 lbs. | Born 2/11/99 in Tampa, FL

REGULAR SEASON

	TEAM	LGE	GP	G	A	PTS	PIM
2015-16	U.S. National Under-17	USHL	20	5	3	8	20
2016-17	U.S. National Under-18	USHL	2	0	1	1	0
2017-18	Boston College	H-East	37	12	19	31	16
2018-19	Boston College	H-East	36	6	20	26	10
2019-20	Boston College	H-East	30	19	14	33	16

**DRAFTED:**

2017 - 5th round (133rd overall) by Florida

TYLER INAMOTO | DEFENSE

Shoots Left | 6-2, 194 lbs. | Born 5/6/99 in Flemington, NJ

REGULAR SEASON

	TEAM	LGE	GP	G	A	PTS	PIM
2015-16	U.S. National Under-17	USHL	14	0	1	1	37
2016-17	U.S. National Under-18	USHL	17	2	5	7	49
2017-18	Wisconsin	Big-10	37	1	3	4	47
2018-19	Wisconsin	Big-10	34	1	6	7	71
2019-20	Wisconsin	Big-10	35	2	5	7	16

**DRAFTED:**

Undrafted

HOW ACQUIRED: Signed to a two-year, entry-level contract, May 18, 2019

BRADY KEEPER | DEFENSE

Shoots Right | 6-2, 197 lbs. | Born 6/5/96 in Cross Lake, MB

REGULAR SEASON

	TEAM	LGE	GP	G	A	PTS	PIM
2013-14	OCN Blizzard	MJHL	1	0	0	0	0
2014-15	OCN Blizzard	MJHL	54	13	28	41	160
2015-16	OCN Blizzard	MJHL	58	16	28	44	202
2016-17	OCN Blizzard	MJHL	48	23	25	48	82
2017-18	U. of Maine	H-East	37	6	16	22	88
2018-19	U. of Maine	H-East	36	7	15	22	58
2018-19	FLORIDA	NHL	1	0	0	0	0
2019-20	Springfield	AHL	61	6	12	18	108
	FLA TOTALS		1	0	0	0	0
	NHL TOTALS		1	0	0	0	0

PLAYOFFS

	TEAM	LGE	GP	G	A	PTS	PIM
2014-15	OCN Blizzard	MJHL	2	0	1	1	12
2015-16	OCN Blizzard	MJHL	5	3	1	4	32
2016-17	OCN Blizzard	MJHL	15	4	12	16	42
2019-20	FLORIDA	NHL	1	0	0	0	0
	FLA TOTALS		1	0	0	0	0
	NHL TOTALS		1	0	0	0	0

**DRAFTED:**

2018 - 7th round
(207th overall) by Florida

SANTTU KINNUNEN | DEFENSE

Shoots Right | 6-3, 154 lbs. | Born 3/25/99 in Lahti, FIN

REGULAR SEASON

	TEAM	LGE	GP	G	A	PTS	PIM
2015-16	Pelicans U17	Jr. B2 SM-sarja	45	10	25	35	24
2015-16	Pelicans U18	Jr. B SM-sarja	1	0	0	0	0
2016-17	Pelicans U18	Jr. B SM-sarja	44	4	19	23	32
2016-17	Pelicans U20	Jr. A SM-liiga	5	0	1	1	2
2017-18	Pelicans U20	Jr. A SM-liiga	43	4	20	24	22
2017-18	Peliitat	Mestis	11	0	4	4	2
2018-19	Pelicans	Liiga	27	1	6	7	4
2018-19	Peliitat	Mestis	21	1	12	13	35
2018-19	Pelicans U20	Jr. A SM-liiga	13	2	5	7	14
2019-20	Pelicans	Liiga	24	0	1	1	14
2019-20	Peliitat	Mestis	26	2	8	10	26

PLAYOFFS

	TEAM	LGE	GP	G	A	PTS	PIM
2015-16	Pelicans U17	Jr. B2 SM-sarja	2	0	1	1	2
2017-18	Peliitat	Mestis	4	1	1	2	10
2018-19	Pelicans U20	Jr. A SM-liiga	10	0	3	3	2

**DRAFTED:**

2019 - 1st round
(13th overall) by Florida

SPENCER KNIGHT | GOALTENDER

Catches Left | 6-3, 192 lbs. | Born 4/19/01 in Stamford, CT

REGULAR SEASON

	TEAM	LGE	GP	W	L	OT	SO	GAA	PCT
2017-18	USNTDP Juniors	USHL	16	13	4	0	1	3.18	.902
2017-18	USNTDP U17	USDP	25	17	3	0	1	2.55	.915
2017-18	USNTDP U18	USDP	14	10	3	0	0	2.58	.903
2018-19	USNTDP Juniors	USHL	16	15	1	0	1	2.21	.903
2018-19	USNTDP U18	USDP	39	32	4	1	2	2.36	.913
2019-20	Boston College	H-East	33	23	8	2	5	1.97	.931

**DRAFTED:**

2019 - 2nd round
(52nd overall) by Florida

VLADISLAV KOLYACHONOK | DEFENSE

Shoots Left | 6-1, 184 lbs. | Born 5/26/01 in Minsk, Belarus

REGULAR SEASON

	TEAM	LGE	GP	G	A	PTS	PIM
2016-17	Belarus U17	Belarus2	32	3	7	10	22
2016-17	Belarus U18	Belarus2	6	0	0	0	4
2017-18	Belarus U17	Belarus2	2	0	1	1	0
2017-18	Belarus U18	Belarus2	43	5	15	20	24
2018-19	London	OHL	1	0	1	1	0
2018-19	Flint	OHL	53	4	25	29	44
2019-20	Flint	OHL	53	12	21	33	22

PLAYOFFS

	TEAM	LGE	GP	G	A	PTS	PIM
2016-17	Belarus U18	Belarus2	3	0	0	0	0
2017-18	Belarus U18	Belarus2	4	0	0	0	4

**DRAFTED:**

2018 - 7th round
(201st overall) by Florida

COLE KRYGIER | DEFENSE


Shoots Left | 6-3, 192 lbs. | Born 5/5/00 in Orlando, FL

REGULAR SEASON

	TEAM	LGE	GP	G	A	PTS	PIM
2016-17	Lincoln	USHL	37	3	3	6	35
2017-18	Lincoln	USHL	58	3	14	17	107
2018-19	Michigan State Univ.	Big-10	26	1	4	5	16
2019-20	Michigan State Univ.	Big-10	36	3	3	6	20

PLAYOFFS

	TEAM	LGE	GP	G	A	PTS	PIM
2016-17	Lincoln	USHL	7	1	1	2	6



DRAFTED:
2014 - 3rd round
(65th overall) by Florida

JUHO LAMMIKKO | FORWARD

Shoots Left | 6-2, 191 lbs. | Born 1/29/96 in Noormarkku, Finland

REGULAR SEASON

	TEAM	LGE	GP	G	A	PTS	PIM
2011-12	Assat U-18	FIN U-18	2	0	1	1	0
2011-12	Assat Jr.	FIN Jr.	2	0	1	1	0
2012-13	Assat U-18	FIN U-18	31	21	32	53	22
2012-13	Assat Jr.	FIN Jr.	15	0	1	1	10
2013-14	Assat Jr.	FIN Jr.	37	17	25	42	32
2013-14	Assat	SM-liiga	20	0	1	1	0
2014-15	Kingston	OHL	64	18	26	44	36
2015-16	Portland	AHL	1	0	0	0	2
2015-16	Assat	SM-liiga	5	2	0	2	4
2015-16	Kingston	OHL	59	22	33	55	51
2016-17	Springfield	AHL	47	6	5	11	24
2017-18	Springfield	AHL	59	8	20	28	16
2018-19	FLORIDA	NHL	40	0	6	6	6
2018-19	Springfield	AHL	36	6	12	18	22
2019-20	Karpat	Liiga	57	22	29	51	48
	FLA TOTALS		40	0	6	6	6
	NHL TOTALS		40	0	6	6	6

PLAYOFFS

	TEAM	LGE	GP	G	A	PTS	PIM
2012-13	Assat U-18	FIN U-18	9	5	6	11	12
2013-14	Assat Jr.	FIN Jr.	11	3	5	8	28
2014-15	Kingston	OHL	4	1	1	2	8
2015-16	Kingston	OHL	9	3	4	7	6



DRAFTED:
2020 - 7th round
(212th overall) by Florida

DEVON LEVI | GOALTENDER

Catches Left | 6-0, 184 lbs. | Born 12/27/01 in Dollard-des-Ormeaux,

REGULAR SEASON

	TEAM	LGE	GP	W	L	OT	SO	GAA	PCT
2019-20	Carleton Place	CCHL	37	34	2	1	8	1.47	.941

Photo Credit: Matt Zambonin



OWEN LINDMARK | FORWARD

Shoots Right | 6-0, 192 lbs. | Born 5/17/01 in Enid, OK

REGULAR SEASON

	TEAM	LGE	GP	G	A	PTS	PIM
2017-18	USNTDP Juniors	USHL	34	7	12	19	8
2017-18	USNTDP U17	USDP	61	18	19	37	12
2018-19	USNTDP Juniors	USHL	24	5	9	14	4
2018-19	USNTDP U18	USDP	56	11	14	25	22
2019-20	Wisconsin	Big-10	36	6	11	17	8

DRAFTED:

2019 - 5th round
(137th overall) by Florida

PLAYOFFS

	TEAM	LGE	GP	G	A	PTS	PIM
2017-18	USNTDP Juniors	USHL	8	5	1	6	0



JOHN LUDVIG | DEFENSE

Shoots Left | 6-1, 213 lbs. | Born 8/2/00 in Liberec, Czech Republic

REGULAR SEASON

	TEAM	LGE	GP	G	A	PTS	PIM
2017-18	Portland	WHL	51	2	5	7	43
2018-19	Portland	WHL	58	5	13	18	77
2019-20	Portland	WHL	60	17	45	62	57

PLAYOFFS

	TEAM	LGE	GP	G	A	PTS	PIM
2017-18	Portland	WHL	11	1	2	3	21
2018-19	Portland	WHL	3	0	1	1	7

DRAFTED:

2019 - 3rd round
(69th overall) by Florida

**DRAFTED:**

2017 - 2nd round
(42nd overall) by Carolina

HOW ACQUIRED:

Traded from Carolina
with Erik Haula, Lucas
Wallmark and Chase Priskie
in exchange for Vincent
Trocheck, Feb. 24, 2020

EETU LUOSTARINEN | FORWARD

Shoots Left | 6-3, 190 lbs. | Born 9/2/98 in Silinjärvi, Finland

REGULAR SEASON

	TEAM	LGE	GP	G	A	PTS	PIM
2014-15	KalPa U18	U18 SM-sarja	18	7	4	11	4
2015-16	KalPa U18	U18 SM-sarja	46	11	23	34	58
2016-17	KalPa U20	Jr. A SM-liiga	23	11	8	19	49
2016-17	KalPa	Liiga	32	3	4	7	14
2017-18	KalPa U20	Jr. A SM-liiga	0	0	0	0	0
2017-18	KalPa	Liiga	55	6	14	20	58
2018-19	KalPa	Liiga	54	15	21	36	79
2019-20	Carolina	NHL	8	0	1	1	0
2019-20	Charlotte	AHL	44	8	17	25	24
2019-20	Springfield	AHL	5	0	0	0	0
	NHL TOTALS		8	0	1	1	0

PLAYOFFS

	TEAM	LGE	GP	G	A	PTS	PIM
2015-16	KalPa U18	U18 SM-sarja	2	2	0	2	12
2016-17	KalPa	Liiga	17	1	2	3	14
2017-18	KalPa U20	Jr. A SM-liiga	3	1	2	3	25
2017-18	KalPa	Liiga	6	1	2	3	4

**DRAFTED:**

2020 - 1st round
(12th overall) by Florida

ANTON LUNDELL | FORWARD

Shoots Left | 6-1, 185 lbs. | Born 10/3/01 in Espoo, Finland

REGULAR SEASON

	TEAM	LGE	GP	G	A	PTS	PIM
2016-17	HIFK U18	U18 SM-sarja	29	3	12	15	10
2017-18	HIFK U18	U18 SM-sarja	10	3	7	10	22
2017-18	HIFK U20	Jr. A SM-liiga	22	8	12	20	6
2018-19	HIFK U20	Jr. A SM-liiga	10	6	9	15	6
2018-19	HIFK	Liiga	38	9	10	19	8
2019-20	HIFK	Liiga	44	10	18	28	18

PLAYOFFS

	TEAM	LGE	GP	G	A	PTS	PIM
2016-17	HIFK U18	U18 SM-sarja	2	1	1	2	0
2017-18	HIFK U18	U18 SM-sarja	5	1	4	5	8
2017-18	HIFK U20	Jr. A SM-liiga	9	1	1	2	4
2018-19	HIFK	Liiga	12	0	0	0	29

Photo Credit: Juuso Pellava

**DRAFTED:**

2016 - 6th round
(175th overall) by Florida

MAXIM MAMIN | FORWARD


Shoots Left | 6-2, 205 lbs. | Born 1/13/95 in Moscow, Russia

REGULAR SEASON

	TEAM	LGE	GP	G	A	PTS	PIM
2011-12	Krasnaya Armiya	MHL	38	1	4	5	12
2012-13	Krasnaya Armiya	MHL	61	14	15	29	45
2013-14	Krasnaya Armiya	MHL	49	11	24	35	14
2014-15	CSKA Moscow	KHL	39	5	5	10	10
2014-15	Krasnaya Armiya	MHL	4	1	4	5	2
2015-16	CSKA Moscow	KHL	48	4	3	7	67
2016-17	CSKA Moscow	KHL	42	12	13	25	15
2017-18	Springfield	AHL	32	9	16	25	25
2017-18	FLORIDA	NHL	26	3	1	4	7
2018-19	FLORIDA	NHL	7	0	0	0	5
2018-19	CSKA Moscow	KHL	25	1	2	3	33
2019-20	CSKA Moscow	KHL	51	10	18	28	31
	FLA TOTALS		33	3	1	4	12
	NHL TOTALS		33	3	1	4	12

PLAYOFFS

	TEAM	LGE	GP	G	A	PTS	PIM
2011-12	Krasnaya Armiya	MHL	5	1	0	1	4
2013-14	Krasnaya Armiya	MHL	20	5	16	21	0
2014-15	CSKA Moscow	KHL	14	0	0	0	27
2014-15	Krasnaya Armiya	MHL	4	3	4	7	8
2015-16	CSKA Moscow	KHL	19	1	1	2	14
2016-17	CSKA Moscow	KHL	9	2	1	3	2
2018-19	CSKA Moscow	KHL	10	2	3	5	4
2018-19	Zvezda Moscow	VHL	2	1	1	2	0
2019-20	CSKA Moscow	KHL	22	6	7	13	2

**DRAFTED:**

Undrafted

HOW ACQUIRED:

Traded from Toronto in
exchange for Denis Malgin,
Feb. 19, 2020

MASON MARCHMENT | FORWARD

Shoots Left | 6-4, 209 lbs. | Born 6/18/95 in Uxbridge, ON

REGULAR SEASON

	TEAM	LGE	GP	G	A	PTS	PIM
2013-14	Cobourg	OJHL	51	22	21	43	84
2014-15	Erie	OHL	54	8	18	26	29
2015-16	Hamilton	OHL	34	10	23	33	30
2015-16	Mississauga	OHL	27	10	8	18	22
2015-16	Toronto	AHL	3	0	0	0	0
2016-17	Toronto	AHL	9	1	0	1	6
2016-17	Orlando	ECHL	35	14	6	20	27
2017-18	Toronto	AHL	44	11	15	26	36
2018-19	Toronto	AHL	44	13	12	25	60
2019-20	Toronto	NHL	4	0	1	1	0
2019-20	Toronto	AHL	24	13	5	18	28
2019-20	Springfield	AHL	6	0	2	2	8
	NHL Totals		4	0	1	1	0

PLAYOFFS

	TEAM	LGE	GP	G	A	PTS	PIM
2013-14	Cobourg	OJHL	11	1	5	6	11
2014-15	Erie	OHL	10	0	1	1	4
2015-16	Mississauga	OHL	7	2	3	5	0
2016-17	Orlando	ECHL	7	1	4	5	11
2017-18	Toronto	AHL	20	6	3	9	18
2018-19	Toronto	AHL	13	4	3	7	22

**DRAFTED:**

2015 - 6th round
(156th overall) by Carolina

HOW ACQUIRED:

Signed to a two-year, entry-level contract, July 8, 2019

JAKE MASSIE | DEFENSE

Shoots Left | 6-1, 179 lbs. | Born 1/21/97 in Montreal, QC

REGULAR SEASON

	TEAM	LGE	GP	G	A	PTS	PIM
2015-16	Omaha	USHL	44	4	6	10	43
2016-17	Univ. of Vermont	H-East	29	0	7	7	14
2017-18	Univ. of Vermont	H-East	36	2	5	7	42
2018-19	Univ. of Vermont	H-East	30	4	5	9	34
2019-20	Springfield	AHL	29	3	2	5	22
2019-20	Greenville	ECHL	2	1	0	1	0

**DRAFTED:**

2018 - 2nd round
(34th overall) by Florida

SERRON NOEL | FORWARD

Shoots Right | 6-5, 205 lbs. | Born 8/8/00 in Ottawa, ON

REGULAR SEASON

	TEAM	LGE	GP	G	A	PTS	PIM
2016-17	Oshawa	OHL	63	8	13	21	52
2017-18	Oshawa	OHL	62	28	25	53	61
2018-19	Oshawa	OHL	68	34	47	81	54
2019-20	Oshawa	OHL	28	13	16	29	16
2019-20	Kitchener	OHL	20	5	13	18	20

PLAYOFFS

	TEAM	LGE	GP	G	A	PTS	PIM
2016-17	Oshawa	OHL	9	1	2	3	9
2017-18	Oshawa	OHL	5	0	1	1	12
2018-19	Oshawa	OHL	14	4	7	11	18

**DRAFTED:**

2016 - 6th round
(177th overall) by
Washington

HOW ACQUIRED:


Traded from Carolina
with Erik Haula, Lucas
Wallmark and Chase Priskie
in exchange for Vincent
Trocheck, Feb. 24, 2020

CHASE PRISKIE | DEFENSE

Shoots Right | 6-0, 190 lbs. | Born 3/19/96 in Pembroke Pines, FL

REGULAR SEASON

	TEAM	LGE	GP	G	A	PTS	PIM
2013-14	Fargo	USHL	3	0	1	1	0
2014-15	Salmon Arm	BCHL	57	6	14	20	18
2015-16	Quinnipiac	NCAA	43	4	22	26	2
2016-17	Quinnipiac	NCAA	38	7	19	26	16
2017-18	Quinnipiac	NCAA	37	11	14	25	10
2018-19	Quinnipiac	NCAA	36	17	22	39	23
2019-20	Charlotte	AHL	52	6	25	31	22
2019-20	Springfield	AHL	5	2	2	4	2

**DRAFTED:**

Undrafted

HOW ACQUIRED:

Signed to a two-year, two-
way contract, July 1, 2019

ETHAN PROOW | DEFENSE

Shoots Right | 5-11, 181 lbs. | Born 11/17/92 in Sauk Rapids, MN

REGULAR SEASON

	TEAM	LGE	GP	G	A	PTS	PIM
2010-11	Des Moines	USHL	59	8	14	22	28
2011-12	Des Moines	USHL	56	2	22	24	22
2012-13	St. Cloud State	NCHC	39	3	12	15	2
2013-14	St. Cloud State	NCHC	38	4	19	23	14
2014-15	St. Cloud State Univ.	NCHC	35	4	19	23	6
2015-16	St. Cloud State	NCHC	37	8	30	38	2
2015-16	Wilkes-Barre/Scranton	AHL	5	0	1	1	6
2016-17	Wilkes-Barre/Scranton	AHL	59	1	15	16	24
2016-17	Wheeling	ECHL	1	0	2	2	2
2017-18	Wilkes-Barre/Scranton	AHL	40	4	13	17	16
2017-18	Wheeling	ECHL	3	0	0	0	0
2018-19	Wilkes-Barre/Scranton	AHL	74	18	32	50	22
2019-20	Springfield	AHL	42	9	23	32	20

PLAYOFFS

	TEAM	LGE	GP	G	A	PTS	PIM
2015-16	Wilkes-Barre/Scranton	AHL	2	0	0	0	0
2016-17	Wilkes-Barre/Scranton	AHL	5	1	0	1	0
2017-18	Wilkes-Barre/Scranton	AHL	1	0	0	0	0

**DRAFTED:**

2017 - 6th round
(184th overall) by Florida

Photo Credit: Chris Mast

KASPER PUUTIO | DEFENSE

Shoots Right | 5-11, 180 lbs. | Born 6/3/02 in Vaasa, Finland

REGULAR SEASON

	TEAM	LGE	GP	G	A	PTS	PIM
2017-18	Kärpät U18	U18 SM-sarja	41	6	17	23	8
2018-19	Kärpät U18	U18 SM-sarja	10	4	8	12	4
2018-19	Kärpät U20	Jr. A SM-liiga	31	1	3	4	8
2019-20	Swift Current Broncos	WHL	35	1	15	16	24
2019-20	Everett Silvertips	WHL	21	4	8	12	12

PLAYOFFS

	TEAM	LGE	GP	G	A	PTS	PIM
2017-18	Kärpät U18	U18 SM-sarja	5	1	1	2	0

**DRAFTED:**

Undrafted

HOW ACQUIRED:

Signed to a one-year,
two-way contract, March
26, 2020

ALEC RAUHAUSER | DEFENSE

Shoots Right | 6-3, 216 lbs. | Born 3/7/95 in Bismarck, ND

REGULAR SEASON

	TEAM	LGE	GP	G	A	PTS	PIM
2012-13	Bismarck Century High	USHS-ND	27	30	37	67	50
2013-14	Des Moines	USHL	35	1	5	6	14
2014-15	Des Moines	USHL	59	7	30	37	34
2015-16	Des Moines	USHL	58	5	32	37	59
2016-17	Bowling Green	NCAA	39	5	17	22	22
2017-18	Bowling Green	NCAA	41	9	30	39	42
2018-19	Bowling Green	NCAA	41	4	22	26	34
2019-20	Bowling Green	NCAA	38	11	24	35	40



DRAFTED:

2019 - 5th round
(136th overall) by Florida

HENRIK RYBINSKI | FORWARD

Shoots Right | 6-1, 176 lbs. | Born 6/26/01 in Vancouver, BC

REGULAR SEASON

	TEAM	LGE	GP	G	A	PTS	PIM
2017-18	Medicine Hat	WHL	63	3	9	12	18
2018-19	Medicine Hat	WHL	14	1	4	5	10
2018-19	Coquitlam	BCHL	9	1	11	12	17
2018-19	Seattle	WHL	33	7	28	35	16
2019-20	Seattle	WHL	53	11	20	31	61

PLAYOFFS

	TEAM	LGE	GP	G	A	PTS	PIM
2017-18	Medicine Hat	WHL	6	0	1	1	2
2018-19	Seattle	WHL	6	0	2	2	6



DRAFTED:

2015 - 3rd round
(89th overall) by NY Rangers

HOW ACQUIRED:

Traded from Chicago in
exchange for Ian McCoshen,
Oct. 23, 2019

ALEKSI SAARELA | FORWARD

Shoots Left | 5-10, 200 lbs. | Born 1/7/97 in Helsinki, Finland

REGULAR SEASON

	TEAM	LGE	GP	G	A	PTS	PIM
2012-13	Lukko U20	Jr. A Liiga	22	8	10	18	6
2012-13	Lukko	SM-liiga	3	1	1	2	0
2013-14	Lukko U20	Jr. A Liiga	17	6	16	22	8
2013-14	Lukko	Liiga	12	0	2	2	2
2014-15	Ässät	Liiga	51	6	6	12	18
2015-16	Ässät U20	Jr. A Liiga	2	0	2	2	0
2015-16	Ässät	Liiga	51	20	13	33	14
2016-17	Lukko	Liiga	49	15	13	28	10
2016-17	Charlotte	AHL	9	6	4	10	2
2017-18	Charlotte	AHL	69	25	18	43	8
2018-19	Charlotte	AHL	69	30	24	54	12
2019-20	Rockford	AHL	5	0	1	1	0
2019-20	Springfield	AHL	43	12	19	31	12
2019-20	FLORIDA	NHL	9	2	2	4	0
	FLA TOTALS		9	2	2	4	0
	NHL TOTALS		9	2	2	4	0

PLAYOFFS

	TEAM	LGE	GP	G	A	PTS	PIM
2012-13	Lukko U20	Jr. A Liiga	10	2	6	8	2
2014-15	Ässät	Liiga	2	0	0	0	0
2015-16	Ässät U20	Jr. A Liiga	3	1	2	3	0
2016-17	Charlotte	AHL	5	0	0	0	2
2017-18	Charlotte	AHL	8	2	1	3	2
2018-19	CAROLINA	NHL	1	0	0	0	0
2018-19	Charlotte	AHL	17	7	8	15	4
2019-20	FLORIDA	NHL	1	0	0	0	0
	FLA TOTALS		1	0	0	0	0
	NHL TOTALS		2	0	0	0	0



DRAFTED:
2018 - 6th round
(170th overall) by Florida

JUSTIN SCHÜTZ | FORWARD

Shoots Left | 5-11, 176 lbs. | Born 6/24/00 in Kassel, Germany

REGULAR SEASON

	TEAM	LGE	GP	G	A	PTS	PIM
2014-15	EC Salzburg U18	EBJL	1	1	2	3	2
2015-16	EC Salzburg U19	EBJL	19	6	18	24	34
2015-16	RB Hockey Akademie	RBHRC U18	13	3	4	7	14
2016-17	RB Hockey Akademie	RBHRC U19	29	12	21	33	20
2017-18	RB Hockey Akademie	Czech U18	40	24	38	62	46
2018-19	EC Salzburg II	AlpsHL	25	12	16	28	22
2018-19	EHF Munich	DEL	3	0	1	1	2
2018-19	SC Riessersee	Germany3	1	0	0	0	0
2019-20	EHF Munich	DEL	42	7	5	12	24

PLAYOFFS

	TEAM	LGE	GP	G	A	PTS	PIM
2015-16	EC Salzburg U19	EBJL	5	2	1	3	10
2016-17	RB Hockey Akademie	RBHRC U19	3	1	2	3	2
2017-18	RB Hockey Akademie	Czech U18	5	1	3	4	24
2018-19	EC Salzburg II	AlpsHL	5	1	0	1	2
2018-19	EC Salzburg II	Austria2	4	1	3	4	6



DRAFTED:
2019 - 3rd round
(81st overall) by Florida

COLE SCHWINDT | FORWARD

Shoots Right | 6-2, 187 lbs. | Born 4/25/01 in Kitchener, ON

REGULAR SEASON

	TEAM	LGE	GP	G	A	PTS	PIM
2017-18	Mississauga	OHL	66	8	10	18	20
2018-19	Mississauga	OHL	68	19	30	49	25
2019-20	Mississauga	OHL	57	28	43	71	31

PLAYOFFS

	TEAM	LGE	GP	G	A	PTS	PIM
2017-18	Mississauga	OHL	6	0	1	1	0
2018-19	Mississauga	OHL	4	1	0	1	2



TY SMILANIC | FORWARD

Shoots Left | 6-1, 175 lbs. | Born 1/20/02 in Elizabeth, CO

REGULAR SEASON

	TEAM	LGE	GP	G	A	PTS	PIM
2018-19	USNTDP Juniors	USHL	33	9	8	17	10
2018-19	U.S. National U17 Team	USDP	54	20	18	38	22
2018-19	U.S. National U18 Team	USDP	1	1	0	1	0
2019-20	U.S. National U18 Team	USDP	34	7	15	22	10
2019-20	USNTDP Juniors	USHL	12	3	6	9	4

DRAFTED:

2020 - 3rd round
(74th overall) by Florida



JUSTIN SOURDIF | FORWARD

Shoots Right | 5-11, 173 lbs. | Born 3/24/02 in Richmond, BC

REGULAR SEASON

	TEAM	LGE	GP	G	A	PTS	PIM
2017-18	Vancouver	WHL	4	0	0	0	0
2018-19	Vancouver	WHL	64	23	23	46	31
2019-20	Vancouver	WHL	57	26	28	54	44

DRAFTED:

2020 - 3rd round
(87th overall) by Florida

PLAYOFFS

	TEAM	LGE	GP	G	A	PTS	PIM
2017-18	Vancouver	WHL	7	0	0	0	0
2018-19	Vancouver	WHL	17	2	6	8	16



DRAFTED:
2016 - 4th round
(114th overall) by Florida

RILEY STILLMAN | DEFENSE

Shoots Left | 6-1, 195 lbs. | Born 3/9/98 in Peterborough, ON

REGULAR SEASON

	TEAM	LGE	GP	G	A	PTS	PIM
2014-15	Oshawa	OHL	9	0	0	0	5
2015-16	Oshawa	OHL	62	6	15	21	69
2016-17	Oshawa	OHL	62	11	22	33	76
2017-18	Oshawa	OHL	29	1	12	13	52
2017-18	Hamilton	OHL	33	4	17	21	28
2018-19	FLORIDA	NHL	1	0	0	0	2
2018-19	Springfield	AHL	59	4	13	17	52
2019-20	FLORIDA	NHL	34	0	5	5	14
2019-20	Springfield	AHL	25	3	3	6	20
	FLA TOTALS		35	0	5	5	16
	NHL TOTALS		35	0	5	5	16

PLAYOFFS

	TEAM	LGE	GP	G	A	PTS	PIM
2015-16	Oshawa	OHL	5	0	0	0	2
2016-17	Oshawa	OHL	11	1	9	10	8
2017-18	Hamilton	OHL	21	5	9	14	23
2019-20	FLORIDA	NHL	3	0	0	0	0
	FLA TOTALS		3	0	0	0	0
	NHL TOTALS		3	0	0	0	0



DRAFTED:
2016 - 4th round
(114th overall) by Florida

OWEN TIPPETT | FORWARD

Shoots Right | 6-1, 212 lbs. | Born 2/16/99 in Peterborough, ON

REGULAR SEASON

	TEAM	LGE	GP	G	A	PTS	PIM
2014-15	Toronto Jr. Canadiens	OJHL	6	2	1	3	2
2015-16	Mississauga	OHL	48	15	5	20	10
2016-17	Mississauga	OHL	60	44	31	75	36
2017-18	FLORIDA	NHL	7	1	0	1	0
2017-18	Springfield	AHL	5	1	1	2	2
2017-18	Mississauga	OHL	51	36	39	75	30
2018-19	Mississauga	OHL	23	19	14	33	10
2018-19	Saginaw	OHL	31	14	27	41	8
2019-20	Springfield	AHL	46	19	21	40	18
	FLA TOTALS		7	1	0	1	0
	NHL TOTALS		7	1	0	1	0

PLAYOFFS

	TEAM	LGE	GP	G	A	PTS	PIM
2015-16	Mississauga	OHL	7	1	2	3	4
2016-17	Mississauga	OHL	20	10	9	19	14
2017-18	Mississauga	OHL	6	3	2	5	4
2019-20	Saginaw	OHL	17	11	11	22	0



ZACHARY UENS | DEFENSE

Shoots Left | 6-1, 180 lbs. | Born 5/13/01 in Belleville, ON

REGULAR SEASON

	TEAM	LGE	GP	G	A	PTS	PIM
2016-17	Wellington	OJHL	2	0	0	0	0
2017-18	Wellington	OJHL	54	5	13	18	40
2018-19	Wellington	OJHL	34	6	16	22	34
2019-20	Merrimack	NCAA	34	4	14	18	68

PLAYOFFS

	TEAM	LGE	GP	G	A	PTS	PIM
2017-18	Wellington	OJHL	25	4	4	8	12
2018-19	Wellington	OJHL	22	2	8	10	20

DRAFTED:

2020 - 4th round
(105th overall) by Florida



SCOTT WILSON | FORWARD

Shoots Left | 5-11, 182 lbs. | Born 4/24/92 in Oakville, ON

REGULAR SEASON

	TEAM	LGE	GP	G	A	PTS	PIM
2011-12	UMass-Lowell	NCAA	37	16	22	38	26
2012-13	UMass-Lowell	NCAA	41	16	22	38	32
2013-14	UMass-Lowell	NCAA	31	7	12	19	24
2013-14	Wilkes-Barre/Scranton	AHL	1	0	0	0	0
2014-15	Pittsburgh	NHL	1	0	0	0	0
2014-15	Wilkes-Barre/Scranton	AHL	55	19	22	41	30
2015-16	Pittsburgh	NHL	24	5	1	6	12
2015-16	Wilkes-Barre/Scranton	AHL	34	22	14	36	19
2016-17	Pittsburgh	NHL	78	8	18	26	32
2017-18	Pittsburgh	NHL	3	0	0	0	0
2017-18	Detroit	NHL	17	0	0	0	0
2017-18	Buffalo	NHL	49	6	8	14	8
2018-19	Buffalo	NHL	15	0	3	3	4
2018-19	Rochester	AHL	17	3	4	7	4
2019-20	Buffalo	NHL	6	1	1	2	2
2019-20	Rochester	AHL	37	11	11	22	21
	NHL Totals		193	20	31	51	58

PLAYOFFS

	TEAM	LGE	GP	G	A	PTS	PIM
2014-15	Pittsburgh	NHL	3	0	0	0	0
2014-15	Wilkes-Barre/Scranton	AHL	3	2	2	4	0
2016-17	Pittsburgh	NHL	20	3	3	6	11
	NHL Totals		23	3	3	6	11

DRAFTED:

2011 - 7th round
(209th overall) by Florida

HOW ACQUIRED:

Signed to a one-year, two-way contract, Oct. 21, 2020



CHARLOTTE CHECKERS

Bojangles' Coliseum
2700 E Independence Blvd,
Charlotte, NC 28205
(704) 372-3600



GEORDIE KINNEAR
Head Coach



LEO LUONGO
Goaltending Coach/
Video Coach




ARTIE HAIRSTON
Strength & Conditioning
Coach



GREENVILLE SWAMP RABBITS

Bon Secours Wellness Arena
650 N Academy St,
Greenville, SC 29601
(864) 674-7825



ANDREW LORD
Head Coach



PHILLIP BARSKI
Assistant Coach



► 1993 NHL Expansion Draft

June 24, 1993, Le Colisee, Quebec City, QC

PLAYER	POSITION	ROUND	OVERALL PICK	DRAFTED FROM
John Vanbiesbrouck	G	1	1	Vancouver
Mark Fitzpatrick	G	2	4	Quebec
*Daren Puppa	G	3	5	Toronto
Milan Tichy	D	4	7	Chicago
Paul Laus	D	5	10	Pittsburgh
Joe Cirella	D	6	12	NY Rangers
Alexander Godnyuk	D	7	13	Calgary
Gord Murphy	D	8	15	Dallas
Steve Bancroft	D	9	18	Winnipeg
Stephane Richer	D	10	20	Boston
Gord Hynes	D	11	21	Philadelphia
Tom Fitzgerald	C/RW	12	24	NY Islanders
Jesse Belanger	C	13	25	Montreal
Scott Levins	C	14	27	Winnipeg
Scott Mellanby	RW	15	30	Edmonton
Brian Skrudland	C	16	32	Calgary
Mike Hough	LW	17	33	Washington
Dave Lowry	LW	18	35	St. Louis
Bill Lindsay	LW	19	38	Quebec
Andrei Lomakin	RW	20	40	Philadelphia
Randy Gilhen	C	21	41	Tampa Bay
Doug Barrault	LW	22	43	Dallas
Marc Labelle	LW	23	46	Ottawa
Pete Stauber	LW	24	48	Detroit

*Drafted by Tampa Bay in Phase 2 of the Expansion Draft, June 25, 1993.





► 1993 NHL Entry Draft

June 26, 1993, Le Colisee, Quebec City, QC

Player	POS	RD	OVERALL PICK	'92-93 CLUB
Rob Niedermayer	C	1	5	Medicine Hat
Kevin Weekes	G	2	41	Owen Sound
Chris Armstrong	D	3	57	Moose Jaw
Mikael Tjallden	D	3	67	MoDo Jr.
Steve Washburn	C	3	78	Ottawa
Bill McCauley	C	4	83	Detroit
Todd MacDonald	G	5	109	Tacoma
Alain Nasreddine	D	6	135	Drummondville
Trevor Doyle	D	7	161	Kingston
Briane Thompson	D	8	187	S.S. Marie
Chad Cabana	LW	9	213	Tri-City
John Demarco	D	10	239	Arch. Williams
Eric Montreuil	C	11	265	Chicoutimi
SUPPLEMENTAL DRAFT				
Chris Imes	D	1	4	U. Maine

► 1994 NHL Entry Draft

June 28-29, 1994, Hartford Civic Center, Hartford, CT

PLAYER	POS.	RD.	OVERALL PICK	'93-94 CLUB
Ed Jovanovski	D	1	1	Windsor
Rhett Warrener	D	2	27	Saskatoon
Jason Podollan	C	2	31	Spokane
Ryan Johnson	C	2	36	Thunder Bay Jr. A
David Nemirovsky	RW	4	84	Ottawa
David Geris	D	5	105	Windsor
Matt O'Dette	D	7	157	Kitchener
Jason Boudrias	C	8	183	Laval
Tero Lehtera	LW	10	235	Espoo
Per Gustafsson	D	11	261	HV 71
SUPPLEMENTAL DRAFT				
Sean McCann	D	1	1	Harvard





» 1995 NHL Entry Draft

July 8, 1995, Northlands Coliseum, Edmonton, AB

PLAYER	PS.	RD.	OVERALL PICK	'94-95 CLUB
Radek Dvorak	RW	1	10	Budejovice
Aaron MacDonald	G	2	36	Swift Current
Mike O'Grady	D	3	62	Saskatoon/Lethbridge
Dave Duerden	LW	4	80	Peterborough
Daniel Tjarnqvist	D	4	88	Rogle/Angelholm
Francois Cloutier	LW	5	144	Hull
Peter Worrell	LW	7	166	Hull
Filip Kuba	D	8	192	Vitkovice
David Lemanowicz	G	9	218	Spokane

» 1996 NHL Entry Draft

June 22, 1996, Kiel Center, St. Louis, MO

PLAYER	PS.	RD.	OVERALL PICK	'95-96 CLUB
Marcus Nilson	C	1	20	Djurgarden
Chris Allen	D	3	60	Kingston
Oleg Kvasha	RW	3	65	CSKA Moscow
Joey Tetarenko	D	4	82	Portland
Andrew Long	RW	5	129	Guelph
Gaetan Poirier	LW	6	56	Merrimack
Alexandre Couture	D	7	183	Victoriaville
Denis Khloptonov	G	8	209	CSKA Moscow
Russell Smith	D	9	235	Hull

» 1997 NHL Entry Draft

June 21, 1997, Civic Arena, Pittsburgh, PA

PLAYER	POS.	RD.	OVERALL PICK	'96-97 CLUB
Mike Brown	C	1	20	Red Deer
Kristian Huselius	LW	2	47	Farjestads BK
Farjestad Vratislav	D	3	56	Kitchener
Nick Smith	C	3	74	Barrie
Ivan Novoseltsev	RW	4	95	Krylja Sovetov
Pat Parthenais	D	5	127	Detroit
Keith Delaney	C	6	155	Barrie
Tyler Palmer	D	7	183	Lake Superior
Doug Schueller	D	8	211	Twin Cities
Benoit Cote	C	9	237	Shawinigan

» 1998 NHL Entry Draft

June 27, 1998, Marine Midland Arena, Buffalo, NY

PLAYER	POS.	RD.	OVERALL PICK	'97-98 CLUB
Kyle Rossiter	D	2	30	Spokane
Joe DiPenta	D	3	61	Boston Univ.
Lance Ward	D	3	63	Red Deer
Ryan Jardine	LW	4	89	Sault Ste. Marie
Jaroslav Spacek	D	5	117	Farjestad
Chris Ovington	D	6	148	Red Deer
B.J. Ketcheson	D	7	176	Peterborough
Ian Jacobs	RW	8	203	Ottawa
Adrian Wichser	C	9	231	Kloten

» 1999 NHL Entry Draft

June 26, 1999, FleetCenter, Boston, MA

PLAYER	POS.	RD.	OVERALL PICK	'98-99 CLUB
Denis Shvidki	RW	1	12	Barrie
Alexander Auld	G	2	40	North Bay
Niklas Hagman	LW	3	70	IFK, Jr.
Jean-Francois Laniel	G	3	80	Shawinigan
Morgan McCormick	RW	4	103	Kingston
Rod Sarich	D	4	109	Calgary
Brad Woods	D	6	169	Brampton
Travis Eagles	RW	7	198	PrinceGeorge
Jonathon Charron	G	8	227	Val Dor

» 2000 NHL Entry Draft

June 24-25, 2000, Saddledome, Calgary, AB

PLAYER	PS.	RD.	OVERALL PICK	'99-00 CLUB
Vladimir Sapozhnikov	D	2	58	Novokuznetsk
Rob Fried	RW	3	77	Deerfield Academy
Sean O'Connor	RW	3	82	Moose Jaw
Chris Eade	D	4	115	North Bay
Davis Parley	G	4	120	Kamloops
Josh Olson	LW	6	190	Omaha
Janis Sprukts	C	8	234	Lukku Rauma Jr.
Matt Sommerfeld	LW	8	253	Swift Current



► 2001 NHL Entry Draft

June 23-24, 2001, National Car Rental Center, Sunrise, FL

PLAYER	POS.	RD.	OVERALL PICK	'00-01 CLUB
Stephen Weiss	C	1	4	Plymouth
Lukas Krajicek	D	1	24	Peterborough
Greg Watson	C	2	34	Prince Albert
Tomas Malec	D	3	64	Rimouski
Grant McNeill	D	3	68	Prince Albert
Michael Woodford	RW	4	117	Cushing Academy
Billy Thompson	G	5	136	Prince George
Dustin Johnner	C	6	169	Seattle
Toni Koivisto	LW	7	200	Lukko Rauma Jr.
Kyle Bruce	RW	8	231	Prince Albert
Jan Bláňar	D	9	263	Dukla Trenčín Jr.
Ivan Majesky	D	9	267	Ilves Tampere



► 2002 NHL Entry Draft

June 22-23, 2002, Air Canada Centre, Toronto, ON

PLAYER	POS.	RD.	OVERALL PICK	'01-02 CLUB
Jay Bouwmeester	D	1	3	Medicine Hat
Petr Taticek	C	1	9	Sault Ste. Marie
Rob Globke	C	2	40	Notre Dame
Gregory Campbell	LW	3	67	Plymouth
Topi Jaakola	D	5	134	Karpat
Vince Bellissimo	C	5	158	Topeka
Jeremy Swanson	D	6	169	Barrie
Mikael Vuurio	G	6	196	Lukko Rauma
Denis Yachmenev	LW	7	200	North Bay
Peter Hafner	D	8	232	Taft H.S.



► 2003 NHL Entry Draft

June 21-22, 2003, Gaylord Entertainment Center, Nashville, TN

PLAYER	POS.	RD.	OVERALL PICK	'02-03 CLUB
Nathan Horton	C	1	3	Oshawa
Anthony Stewart	RW	1	25	Kingston
Kamil Kreps	C	2	38	Brampton
Stefan Meyer	LW	2	55	Medicine Hat
Martin Lojek	D	4	105	Brampton
James Pemberton	D	4	124	Providence Coll.
Dan Travis	RW	5	141	Deerfield Academy
Martin Tuma	D	5	162	Litvinov Jr.
Denis Stasyuk	C	6	171	Novokuznetsk
Dany Roussin	C	7	223	Rimouski
Petr Kadlec	D	8	234	Slavia
John Hecimovic	RW	9	264	Sarnia
Tanner Glass	LW	9	265	Nanaimo

► 2004 NHL Entry Draft

June 26-27, 2004, RBC Center, Raleigh, NC

PLAYER	POS.	RD.	OVERALL PICK	'03-04 CLUB
Rostislav Olesz	C	1	7	Vitkovice
David Shantz	G	2	37	Mississauga
David Booth	LW	3	53	Michigan State
Evan Schaffer	D	4	10	Prince Albert
Bret Nasby	D	5	152	Oshawa
Spencer Dillon	D	6	257	Salmon Arm
Luke Beaverson	D	7	283	Green Bay



►► 2005 NHL Entry Draft

July 30, 2005, Westin Hotel, Ottawa, ON

PLAYER	POS.	RD.	OVERALL PICK	'04-05 CLUB
Kenndal McArdle	LW	1	20	Moose Jaw
Tyler Plante	G	2	32	Brandon
Dan Collins	RW	3	90	Plymouth
Olivier Legault	D	4	93	Lewiston
Matt Duffy	D	4	104	New Hampshire
Brian Foster	G	5	161	New Hampshire
Roman Derlyuk	D	6	164	Sparta
Zach Bearson	RW	7	224	Waterloo

►► 2006 NHL Entry Draft

June 24-25, 2006, GM Place, Vancouver, BC

PLAYER	PS.	RD.	OVERALL PICK	'05-06 CLUB
Michael Frolik	C/W	1	10	HC Kladno
Brady Calla	RW	3	73	Everett
Michael Caruso	D	4	103	Guelph
Derrick LaPoint	D	4	116	Eau Claire North
Peter Aston	D	6	155	Windsor
Marc Cheverie	G	7	193	Nanaimo

►► 2007 NHL Entry Draft

June 22-23, 2007, Nationwide Arena, Columbus, OH

PLAYER	PS.	RD.	OVERALL PICK	'06-07 CLUB
Keaton Ellerby	D	1	10	Kamloops
Michal Repik	RW	2	40	Vancouver
Evgeny Dadonov	RW	3	71	Chelyabinsk
Matt Rust	C	4	101	USA U-18
John Lee	D	5	131	Waterloo
Corey Syvret	D	6	181	Guelph
Ryan Watson	LW	7	191	Cambridge H.S.
Sergei Gayduchenko	G	7	202	Yaroslavl Juniors

►► 2008 NHL Entry Draft

June 20-21, 2008, Scotiabank Place, Ottawa, ON

PLAYER	PS.	RD.	OVERALL PICK	'07-08 CLUB
Jacob Markstrom	G	2	31	Brynas
Colby Robak	D	2	46	Brandon
Adam Comrie	D	3	80	Saginaw
A.J. Jenks	LW	4	100	Plymouth
Matt Bartkowski	D	7	190	Lincoln

►► 2009 NHL Entry Draft

June 26-27, 2009, Bell Centre, Montreal, QC

PLAYER	POS.	RD.	OVERALL PICK	'08-09 CLUB
Dmitry Kulikov	D	1	14	Drummondville
Drew Shore	C	2	44	USA U-18
Josh Birkholz	RW	3	67	Fargo
Garrett Wilson	LW	4	107	Owen Sound
Corban Knight	C	5	135	Okotoks
Wade Megan	C	5	138	S. Kent School
Scott Timmins	C	6	165	Windsor

►► 2010 NHL Entry Draft

June 25-26, 2010, Staples Center, Los Angeles, CA

PLAYER	PS.	RD.	OVERALL PICK	'09-10 CLUB
Erik Gudbranson	D	1	3	Kingston
Nick Bjugstad	C	1	19	Blaine
Quinton Howden	C	1	25	Moose Jaw
John McFarland	LW	2	33	Sudbury
Alexander Petrovic	D	2	36	Red Deer
Connor Brickley	C	2	50	Des Moines
Joe Basaraba	RW	3	69	Shattuck St. Mary's
Sam Brittain	G	4	92	Canmore
Benjamin Gallacher	D	4	93	Camrose
Joonas Donskoi	RW	4	99	Karpat Jr.
Zach Hyman	C	5	123	Hamilton
Corey Durocher	LW	6	153	Kingston
R.J. Boyd	D	7	183	Cushing Academy



► 2011 NHL Entry Draft

June 24-25, 2011, Xcel Energy Center, St. Paul, MN

PLAYER	POS.	RD.	PICK	OVERALL	'10-11 CLUB
Jonathan Huberdeau	C	1	3		Saint John
Rocco Grimaldi	C	2	33		US NTDP
Rasmus Bengtsson	D	2	59		Rogle BK
Vincent Trocheck	C	3	64		Saginaw
Logan Shaw	RW	3	76		Cape Breton
Jonathan Racine	D	3	87		Shawinigan
Kyle Rau	C	3	91		Eden Prairie
Yaroslav Kosov	F	5	124		Magnitogorsk 2
Edward Wittchow	D	6	154		Burnsville
Iiro Pakarinen	RW	7	184		KalPa



► 2012 NHL Entry Draft

June 22-23, 2012, Consol Energy Center, Pittsburgh, PA

PLAYER	PS.	RD.	PICK	OVERALL	'11-12 CLUB
Michael Matheson	D	1	23		Dubuque
Steven Hodges	C	3	84		Victoria
Alexander Delnov	LW	4	11		Mytischki
Francis Beauvillier	C/LW	6	174		Rimouski
Jonatan Nielsen	D	7	194		Linköping



► 2013 NHL Entry Draft

June 30, 2013, Prudential Center, Newark, NJ

PLAYER	POS.	RD.	PICK	OVERALL	'12-13 CLUB
Aleksander Barkov	C	1	2		Tappara
Ian McCoshen	D	2	31		Waterloo
Evan Cowley	G	4	92		Wichita Falls
Michael Downing	D	4	97		Dubuque
Matt Buckles	C	4	98		St. Michaels
Chris Clapperton	LW	5	122		Blainville-Boisbriand
Joshua Brown	D	6	152		Oshawa
MacKenzie Weegar	D	7	206		Halifax





► 2014 NHL Entry Draft

June 27-28, 2014, Wells Fargo Center, Philadelphia, PA

PLAYER	POS.	RD.	OVERALL PICK	'13-14 CLUB
Aaron Ekblad	D	1	1	Barrie
Jayce Hawryluk	RW	2	32	Brandon
Juho Lammiko	RW	3	65	Assat
Joe Wegwerth	RW	4	92	USA U-18
Miguel Fidler	LW	6	143	Edina H.S.
Hugo Fagerblom	G	7	182	Frolunda



2015 NHL Entry Draft

June 26-27, 2015, BB&T Center, Sunrise, FL



PLAYER	PS.	RD.	OVERALL PICK	'14-15 CLUB
Lawson Crouse	LW	1	11	Kingston
Sam Montembeault	G	3	77	Blainville-Boisbriand
Thomas Schemitsch	D	3	88	Owen Sound
Denis Malgin	C	4	102	Zurich
Karch Bachman	LW	5	132	Culver Academy
Christopher Wilkie	RW	6	162	Tri-City
Patrick Shea	C	7	192	Kimball Union
Ryan Bednard	G	7	206	Johnstown

► 2016 NHL Entry Draft

June 24-25, 2016, First Niagara Center, Buffalo, NY

PLAYER	POS.	RD.	OVERALL PICK	'15-16 CLUB
Henrik Borgstrom	C	1	23	HIFK Jr. Finland
Adam Mascherin	LW	2	38	Kitchener
Linus Nassen	D	3	89	Lulea
Jonathan Ang	C	4	94	Petersborough
Riley Stillman	D	4	114	Oshawa
Maxim Mamin	C/RW	6	175	CSKA Moscow
Ben Finkelstein	D	7	195	Kimball Union

2017 NHL Entry Draft

June 22-24, 2017, United Center, Chicago, IL



PLAYER	POS.	RD.	OVERALL PICK	'16-17 CLUB
Owen Tippett	RW	1	10	Mississauga
Aleksi Heponiemi	C	2	40	Swift Current
Max Gildon	D	3	66	USNTDP
Tyler Inamoto	D	5	133	USNTDP
Sebastian Repo	C	6	184	Tappara





► 2018 NHL Entry Draft

June 22-23, 2018, American Airlines Center, Dallas, TX

PLAYER	POS.	RD.	PICK	OVERALL	'17-18 CLUB
Grigori Denisenko	LW	1	15		Loko Yaroslavl
Serron Noel	RW	2	34		Oshawa
Logan Hutsko	C	3	89		Boston College
Justin Schutz	LW	6	170		Salzburg
Cole Krygier	D	7	201		Lincoln
Santtu Kinnunen	D	7	207		Pelicans



► 2019 NHL Entry Draft

June 28-29, 2019, Rogers Arena, Vancouver, BC

PLAYER	POS.	RD.	PICK	OVERALL	'18-19 CLUB
Spencer Knight	G	1	13		USNTDP
Vladislav Kolyachonok	D	2	52		Flint
John Ludvig	D	3	69		Portland
Cole Schwindt	C	3	81		Mississauga
Carter Berger	D	4	106		Victoria
Henrik Rybyski	RW	5	136		Seattle
Owen Lindmark	C	5	137		USNTDP
Greg Meireles	C	6	168		Kitchener
Matthew Wedman	C	7	199		Seattle



► 2020 NHL Entry Draft

Oct. 6-7, 2020, Remote

PLAYER	POS.	RD.	PICK	OVERALL	'19-20 CLUB
Anton Lundell	C	1	12		HIFK
Emil Heineman	LW	2	43		Leksands IF
Ty Smilanic	C	3	74		USNTDP
Justin Sourdif	RW	3	87		Vancouver
Michael Benning	D	4	95		Sherwood Park
Zachary Uens	D	4	105		Merrimack
Kasper Puutio	D	5	153		Everett
Elliot Ekmark	C	7	198		Linköping HC
Devon Levi	G	7	212		Carleton Place





2019-20 YEAR IN REVIEW



EASTERN CONFERENCE STANDINGS

ATLANTIC DIVISION

	GP	W	L	OT	PTS	RW	ROW	GF	GA	DIFF	HOME	AWAY
Boston	70	44	14	12	100	38	44	227	174	53	22-4-9	22-10-3
Tampa Bay	70	43	21	6	92	35	41	245	195	50	22-10-2	21-11-4
Toronto	70	36	25	9	81	28	35	238	227	11	18-9-7	18-16-2
Florida	69	35	26	8	78	30	32	231	228	3	17-14-4	18-12-4
Montreal	71	31	31	9	71	19	27	212	221	-9	14-17-6	17-14-3
Buffalo	69	30	31	8	68	22	28	195	217	-22	20-11-4	10-20-4
Ottawa	71	25	34	12	62	18	24	191	243	-52	18-13-6	7-21-6
Detroit	71	17	49	5	39	13	14	145	267	-122	12-23-2	5-26-3

METROPOLITAN DIVISION

	GP	W	L	OT	PTS	RW	ROW	GF	GA	DIFF	HOME	AWAY
Washington	69	41	20	8	90	31	37	240	215	25	18-10-5	23-10-3
Philadelphia	69	41	21	7	89	31	36	232	196	36	25-6-4	16-15-3
Pittsburgh	69	40	23	6	86	29	37	224	196	28	23-8-4	17-15-2
Carolina	68	38	25	5	81	27	33	222	193	29	19-12-2	19-13-3
Columbus	70	33	22	15	81	25	33	180	187	-7	20-12-4	13-10-11
N.Y. Islanders	68	35	23	10	80	24	32	192	193	-1	20-9-6	15-14-4
N.Y. Rangers	70	37	28	5	79	31	36	234	222	12	18-16-2	19-12-3
New Jersey	69	28	29	12	68	22	24	189	230	-41	13-11-10	15-18-2

WESTERN CONFERENCE STANDINGS

CENTRAL DIVISION

	GP	W	L	OT	PTS	RW	ROW	GF	GA	DIFF	HOME	AWAY
St. Louis	71	42	19	10	94	33	40	225	193	32	23-7-5	19-12-5
Colorado	70	42	20	8	92	37	41	237	191	46	18-9-6	24-11-2
Dallas	69	37	24	8	82	26	35	180	177	3	19-12-3	18-12-5
Winnipeg	71	37	28	6	80	30	34	216	203	13	20-14-3	17-14-3
Nashville	69	35	26	8	78	28	32	215	217	-2	17-14-4	18-12-4
Minnesota	69	35	27	7	77	30	33	220	220	0	19-11-5	16-16-2
Chicago	70	32	30	8	72	23	28	212	218	-6	16-14-4	16-16-4

PACIFIC DIVISION

	GP	W	L	OT	PTS	RW	ROW	GF	GA	DIFF	HOME	AWAY
Vegas	71	39	24	8	86	30	36	227	211	16	22-11-4	17-13-4
Edmonton	71	37	25	9	83	31	35	225	217	8	17-11-6	20-14-3
Calgary	70	36	27	7	79	25	30	210	215	-5	16-13-4	20-14-3
Vancouver	69	36	27	6	78	27	32	228	217	11	22-9-4	14-18-2
Arizona	70	33	29	8	74	26	28	195	187	8	17-12-4	16-17-4
Anaheim	71	29	33	9	67	20	24	187	226	-39	16-15-5	13-18-4
Los Angeles	70	29	35	6	64	21	28	178	212	-34	19-13-2	10-22-4
San Jose	70	29	36	5	63	22	27	182	226	-44	17-17-2	12-19-3



LEAGUE LEADERS

POINTS	Leon Draisaitl (EDM)	110 points
GOALS	A. Ovechkin (WSH)/D. Pastrnak (BOS)	51 goals
ASSISTS	Leon Draisaitl (EDM)	67 assists
PLUS/MINUS	Ryan Graves (COL)	+40
PIM	Evander Kane (SJS)	122 PIM
POWER-PLAY GOALS	David Pastrnak (BOS)	20 PPG
POWER-PLAY POINTS	Leon Draisaitl (EDM)	44 PPP
SHORT-HANDED GOALS	Aho/Namestnikov/Hayes/Tierney	4 SHG
SHORT-HANDED POINTS	J.G. Pageau (NYI)/V. Namestnikov (COL)	6 SHP
GAME-WINNING GOALS	D. Pastrnak (BOS)/L. Draisaitl (EDM)	10 GWG
OVERTIME GOALS	David Perron (STL)	4 OTG
SHOTS ON GOAL	Nathan MacKinnon (COL)	318 shots
TIME ON ICE (Avg.)	Thomas Chabot (OTT)	26:00

GOALTENDERS

WINS	Andrei Vasilevsky (TBL)	35 wins
SAVES	Connor Hellebuyck (WPG)	1,656 saves
SAVE PERCENTAGE	Anton Khudobin (DAL)	.930
GOALS AGAINST AVERAGE	Tuukka Rask (BOS)	1.89
SHUTOUTS	Connor Hellebuyck (WPG)	6 shutouts

NHL AWARDS

STANLEY CUP	Tampa Bay Lightning
PRINCE OF WALES TROPHY	Tampa Bay Lightning
CLARENCE S. CAMPBELL BOWL	Dallas Stars
PRESIDENTS' TROPHY	Boston Bruins
CONN SMYTHE TROPHY	Victor Hedman (TBL)
HART MEMORIAL TROPHY	Leon Draisaitl (EDM)
ART ROSS TROPHY	Leon Draisaitl (EDM)
MAURICE RICHARD TROPHY	A. Ovechkin (WSH)/D. Pastrnak (BOS)
JAMES NORRIS MEMORIAL TROPHY	Roman Josi (NSH)
VEZINA TROPHY	Connor Hellebuyck (WPG)
CALDER MEMORIAL TROPHY	Cale Makar (COL)
FRANK J. SELKE TROPHY	Sean Couturier (PHI)
LADY BYNG MEMORIAL TROPHY	Nathan MacKinnon (COL)
WILLIAM M. JENNINGS TROPHY	T. Rask/J. Halak (BOS)
BILL MASTERTON MEMORIAL TROPHY	Bobby Ryan (OTT)
TED LINDSAY AWARD	Leon Draisaitl (EDM)
KING CLANCY MEMORIAL TROPHY	Matt Dumba (MIN)
MARK MESSIER NHL LEADERSHIP AWARD	Mark Giordano (CGY)
JACK ADAMS AWARD	Bruce Cassidy (BOS)
JIM GREGORY GENERAL MANAGER OF THE YEAR AWARD	Lou Lamoriello (NYI)

GAME BY GAME RESULTS



#	DATE	TEAM	W-L-OT	RECORD	GF-GA	SCORERS	W	GOAL	PP	PK	SF-SA	W-L GLTDR.	ATTEND
1	10/03/2019	@ TBL	L	00-01-00	2-5	68,21s	18	0-4	2-3	37-30	88 / 72	19092+	
2	10/05/2019	TBL	W	01-01-00	4-3	68p,68p,55,68	68	2-3	1-1	28-35	72 / 88	17424+	
3	10/08/2019	CAR	L	01-02-00	3-6	52,3p,63p	18	2-6	2-3	50-35	47 / 72	11638	
4	10/11/2019	@ BUF	O**	01-02-01	2-3	63,68	9	0-2	4-4	43-32	35 / 72	15638	
5	10/12/2019	@ NYI	O**	01-02-02	2-3	62,63	29	0-3	1-1	37-28	40 / 33	11421	
6	10/14/2019	@ NJD	W	02-02-02	6-4	11,10,10,52,55,63p	55	1-5	3-3	34-21	72 / 35	13208	
7	10/18/2019	COL	O*	02-02-03	4-5	11,77s,11,10	29	0-4	3-3	44-41	31 / 72	13382	
8	10/19/2019	@ NSH	W**	03-02-03	3-2	62p,10	21	1-2	3-4	30-27	33 / 35	17534+	
9	10/22/2019	PIT	W	04-02-03	4-2	55,62,11,77	11	0-1	1-1	22-25	72 / 30	12738	
10	10/24/2019	@ CGY	O**	04-02-04	5-6	11,52,2,63,13	23	0-2	2-3	23-24	33 / 72	18011	
11	10/27/2019	@ EDM	W	05-02-04	6-2	5,9,55,63,77,8	55	0-1	2-3	29-26	72 / 41	17278	
12	10/28/2019	@ VAN	L	05-03-04	2-7	9,68p	18	1-2	2-2	31-36	35 / 33	17864	
13	10/30/2019	@ COL	W*	06-03-04	4-3	7,16p,11,11	11	1-4	2-2	38-30	72 / 31	16022	
14	11/02/2019	DET	W	07-03-04	4-0	10,16p,11,11	10	1-2	3-3	41-22	72 / 45	14411	
15	11/07/2019	WSH	O*	07-03-05	4-5	77,10,16,63p	43	1-5	3-4	36-31	70 / 72	14085	
16	11/09/2019	@ NYI	L	07-04-05	1-2	16p	24	1-4	3-3	38-36	1 / 72	13100	
17	11/10/2019	@ NYR	W**	08-04-05	6-5	16,14,63p,77,9	21	1-3	2-4	35-34	33 / 30	17464	
18	11/12/2019	@ BOS	W**	09-04-05	5-4	5,77p,68p,3	68	2-4	1-2	29-38	33 / 40	17850+	
19	11/14/2019	WPG	L	09-05-05	3-4	16p,21,21	17	1-3	0-0	37-30	30 / 72	12190	
20	11/16/2019	NYR	W	10-05-05	4-3	68p,63p,10,63	63	2-3	3-3	30-33	72 / 30	16512	
21	11/19/2019	PHI	W	11-05-05	5-2	7,10,16,11,68	16	0-3	2-2	26-37	72 / 79	11515	
22	11/21/2019	ANA	W*	12-05-05	5-4	10,10,5,14,5	5	0-1	0-1	28-32	72 / 36	11316	
23	11/23/2019	@ CAR	L	12-06-05	2-4	5,9	19	0-2	2-2	23-34	34 / 72	18159	
24	11/24/2019	BUF	L	12-07-05	2-5	55,10p	9	1-4	2-2	45-26	35 / 33	14443	
25	11/27/2019	@ WSH	L	12-08-05	3-4	10,68,21	28	0-3	2-2	40-20	70 / 72	18573+	
26	11/30/2019	NSH	W	13-08-05	3-0	6,6,16	6	0-4	4-4	28-27	60 / 74	14285	
27	12/03/2019	MIN	L	13-09-05	2-4	16p,11	21	1-3	1-1	46-26	31 / 60	10167	
28	12/07/2019	CBJ	W	14-09-05	4-1	63,2,10p,68	2	1-4	3-3	27-34	72 / 90	11640	
29	12/08/2019	SJS	W	15-09-05	5-1	3p,16,19,10p,77	16	2-4	2-3	33-31	72 / 31	11340	
30	12/10/2019	TBL	L	15-10-05	1-2	63	17	0-3	2-2	28-48	88 / 72	10685	
31	12/12/2019	NYI	L	15-11-05	1-3	68	13	0-3	2-4	33-30	1 / 72	12609	
32	12/14/2019	BOS	L	15-12-05	2-4	13,3	88	0-3	2-3	33-42	41 / 72	15157	
33	12/16/2019	OTT	W	16-12-05	6-1	55,55,16p,55,19,14	55	1-5	1-1	31-30	72 / 31	10448	
34	12/20/2019	DAL	W	17-12-05	7-4	11p,6,21,7,55,55,55s	55	1-4	2-3	33-31	72 / 30	14040	
35	12/21/2019	@ CAR	W	18-12-05	4-2	63,9p,11p,55	11	2-3	2-3	22-44	60 / 34	18224	
36	12/23/2019	@ TBL	L	18-13-05	1-6	11p	77	1-4	1-4	30-34	88 / 72	19092+	
37	12/28/2019	DET	W	19-13-05	5-4	63p,10p,68,14,6	6	2-3	2-2	30-39	60 / 35	17731+	
38	12/29/2019	MTL	W	20-13-05	6-5	55,16,16,11,11,19	19	0-5	2-4	34-43	72 / 31	19651+	
39	12/31/2019	@ CBJ	L	20-14-05	1-4	7	38	0-2	2-3	37-28	90 / 72	18977+	
40	01/02/2020	@ OTT	W	21-14-05	6-3	63p,63p,55,77,7,11	77	2-3	3-3	31-31	72 / 41	10991	
41	01/04/2020	@ BUF	L	21-15-05	2-3	19,63	23	0-3	2-3	34-18	35 / 72	17731	
42	01/05/2020	@ PIT	W	22-15-05	4-1	77,10,68,63	10	0-1	3-3	35-32	60 / 35	18564+	

GAME BY GAME RESULTS



#	DATE	TEAM	W-L-OT	RECORD	GF-GA	SCORERS	W	GOAL	PP	PK	SF-SA	W-L	GLTDR.	ATTEND
43	01/07/2020	ARI	L	22-16-05	2-5	55,68	91	0-2	0-2	39-37	31 / 60	12120		
44	01/09/2020	VAN	W	23-16-05	5-2	55,13,63,68p,55	63	1-4	3-3	49-32	72 / 35	12648		
45	01/12/2020	TOR	W	24-16-05	8-4	2,16,68,19,77s,21,11,68p	77	1-2	3-3	29-47	60 / 30	15535		
46	01/16/2020	LAK	W	25-16-05	4-3	63p,77,19p,9	9	2-3	2-4	26-30	33 / 36	12575		
47	01/18/2020	@ DET	W	26-16-05	4-1	63,13,16p,62	13	1-6	7-7	38-28	72 / 35	19231		
48	01/20/2020	@ MIN	W	27-16-05	5-4	3,16,63p,21,55	55	1-2	2-4	25-33	72 / 32	17255		
49	01/21/2020	@ CHI	W	28-16-05	4-3	63,77,77,77p	77	1-3	3-4	26-35	72 / 40	21559+		
50	02/01/2020	@ MTL	L	28-17-05	0-4		14	0-6	1-2	29-35	31 / 72	21302+		
51	02/03/2020	@ TOR	W	29-17-05	5-3	13,13,11p,68,13	68	1-2	2-3	21-34	72 / 30	19156+		
52	02/04/2020	@ CBJ	O*	29-17-06	0-1		8	0-2	1-1	32-45	90 / 72	17811		
53	02/06/2020	VGK	L	29-18-06	2-7	68p,21	67	1-3	4-5	25-39	29 / 72	15057		
54	02/08/2020	PIT	L	29-19-06	2-3	68,10	87	0-3	0-1	35-22	35 / 72	17773+		
55	02/10/2020	@ PHI	L	29-20-06	1-4	52	25	0-5	5-5	31-34	79 / 72	17867		
56	02/11/2020	@ NJD	W	30-20-06	5-3	10,19,13,77,55	77	0-2	1-2	33-28	33 / 70	12732		
57	02/13/2020	PHI	L	30-21-06	2-6	11,16	62	0-1	2-3	28-28	79 / 72	15556		
58	02/15/2020	EDM	L	30-22-06	1-4	11	29	0-3	1-1	34-29	19 / 33	15069		
59	02/17/2020	@ SJS	W	31-22-06	5-3	63,68,7,6,21	6	0-4	3-4	28-32	72 / 30	16510		
60	02/19/2020	@ ANA	W	32-22-06	4-1	16,21,28,52	21	0-1	1-1	32-36	72 / 36	15716		
61	02/20/2020	@ LAK	L	32-23-06	4-5	16,16,11p,68p	15	2-4	4-5	29-40	32 / 72	16911		
62	02/22/2020	@ VGK	L	32-24-06	3-5	68,63p,28	19	1-3	2-2	35-39	29 / 33	18480+		
63	02/25/2020	@ ARI	W	33-24-06	2-1	77,68p	68	1-2	0-0	26-38	72 / 35	12391		
64	02/27/2020	TOR	L	33-25-06	3-5	13,68,55	88	0-1	1-1	27-29	31 / 72	16322		
65	02/29/2020	CHI	O**	33-25-07	2-3	68,19	19	0-3	3-3	40-29	50 / 72	16055		
66	03/01/2020	CGY	L	33-26-07	0-3		13	0-3	0-1	38-28	39 / 33	14104		
67	03/05/2020	BOS	O*	33-26-08	1-2	52	47	0-4	3-4	33-28	41 / 60	15577		
68	03/07/2020	MTL	W	34-26-08	4-1	71,52,11,68	52	0-3	3-3	32-34	60 / 39	17873+		
69	03/09/2020	@ STL	W	35-26-08	2-1	68p,10	10	1-1	2-2	34-27	60 / 50	18096+		
70	03/12/2020	@ DAL	PAUSE											
71	03/14/2020	NJD	PAUSE											
72	03/16/2020	@ DET	PAUSE											
73	03/17/2020	@ WPG	PAUSE											
74	03/19/2020	BUF	PAUSE											
75	03/21/2020	STL	PAUSE											
76	03/23/2020	@ TOR	PAUSE											
77	03/24/2020	@ OTT	PAUSE											
78	03/26/2020	@ MTL	PAUSE											
79	03/28/2020	@ BOS	PAUSE											
80	03/30/2020	NYR	PAUSE											
81	04/02/2020	OTT	PAUSE											
82	04/04/2020	WSH	PAUSE											

FINAL INDIVIDUAL STATS



Pos	No.	Player	GP	G	A	P	+/-	PIM	PPG	SHG	GWG	S	FO%
L	11	Jonathan Huberdeau	69	23	55	78	5	30	5	0	3	152	39.3
C	16	Aleksander Barkov	66	20	42	62	2	18	7	0	2	172	54.3
L	68	Mike Hoffman	69	29	30	59	-5	28	11	0	3	214	46.7
R	63	Evgenii Dadonov	69	25	22	47	-7	10	11	0	2	167	--
D	3	Keith Yandle	69	5	40	45	0	20	2	0	0	129	0
D	5	Aaron Ekblad	67	5	36	41	12	26	0	0	1	147	--
C	21	Vincent Trocheck	55	10	26	36	-3	33	0	1	1	129	52.3
C	77	Frank Vatrano	69	16	18	34	-8	30	2	2	4	162	30
R	10	Brett Connolly	69	19	14	33	-3	26	4	0	3	117	35.3
C	55	Noel Acciari	66	20	7	27	2	21	0	1	5	108	48
D	19	Mike Matheson	59	8	12	20	-1	14	1	0	1	104	--
D	6	Anton Stralman	69	5	14	19	-6	14	0	0	3	89	--
D	13	Mark Pysyk	58	9	9	18	4	20	0	0	1	64	50
D	52	MacKenzie Weegar	45	7	11	18	6	33	0	0	1	77	--
C	7	Colton Sceviour	69	6	10	16	2	6	0	0	0	114	43.9
C	9	Brian Boyle	39	6	9	15	-5	17	1	0	1	56	52.4
C	62	Denis Malgin	36	4	8	12	-6	12	1	0	0	47	39.9
C	14	Dominic Toninato	46	4	7	11	4	37	0	0	0	38	47.1
D	2	Josh Brown	56	3	5	8	1	39	0	0	1	48	--
D	61	Riley Stillman	34	0	5	5	-3	14	0	0	0	39	--
C	28	Aleksi Saarela	9	2	2	4	2	0	0	0	0	15	35.3
L	73	Dryden Hunt	21	0	4	4	0	24	0	0	0	33	--
C	8	Jayce Hawryluk	15	1	2	3	-1	8	0	0	0	10	0
C	71	Lucas Wallmark	7	1	1	2	0	0	0	0	0	5	52.9
L	56	Erik Hauila	7	0	2	2	0	2	0	0	0	14	55.8
C	95	Henrik Borgstrom	4	0	0	0	-2	2	0	0	0	3	48.2

NO.	PLAYER	GP	GS	W	L	OT	GAA	SV%	SA	SV	GA	SO
72	Sergei Bobrovsky	50	49	23	19	6	3.23	0.902	1,505	1,354	151	1
60	Chris Driedger	12	11	7	2	1	2.05	0.938	354	332	22	1
33	Sam Montembeault	14	9	5	5	1	3.34	0.892	356	317	39	0



GOALS

Most, Game	8 (1/12/20 vs. TOR)
Fewest, Game	0 ([3X], Last: 3/1/20 vs. CGY)
Most, Allowed	7 (10/28/19 at VAN)
Fewest, Allowed	0 [2X], Last: (11/30/19 vs. NSH)
Most, Period	5 [2X], Last: (12/20/19 vs. OTT: 2nd)
Most Allowed, Period	5 (10/28/19 at VAN: 1st)

SHOTS

Most, Game	50 (10/8/19 vs. CAR)
Fewest, Game	21, (2/2/20 at TOR)
Most Allowed, Game	48 (12/10/19 vs. TBL)
Fewest Allowed, Game	18 (1/4/20 at BUF)
Most, Period	22 (10/8/19 vs. CAR: 2nd)
Fewest, Period	3 [3X], Last: (2/6/20 vs. VGK: 3rd)
Most Allowed, Period	22 (12/14/19 vs. BOS: 1st)
Fewest Allowed, Period	2, (2/29/20 vs. CHI: 2nd)

SPECIAL TEAMS

Most PPG, Game	2 ([10X], Last: 2/20/20 at LAK)
Most PPG Allowed, Game	3 (12/23/19 at TBL)
Most SHG, Game	1 [4X], Last: (1/12/20 vs. TOR)
Most SHG Allowed, Game	1 [5X], Last: (2/24/20 at ARI)
Most PIM, Game	21 (10/30/19 at COL)
Fewest PIM, Game	0 [2X], Last: (2/24/20 at ARI)

SEASON STREAKS

Longest Winning	6 Games, [6-0-0] (1/9/20 - 1/21/20)
Longest Winning, Home	4 Games [4-0-0] (12/16/19 - 12/29/19)
Longest Winning, Road	4 Games, [4-0-0] (1/5/20 - 1/21/20)
Longest Losing	3 Games [3X], Last: [0-3-0] (2/6/20 - 2/10/20)
Longest Point	8 Games [4-0-4] (10/11 - 10/27/19)
Longest Winless	4 Games [2X], Last: [0-2-2], (2/27/20 - 3/5/20)

INDIVIDUAL

Most Points, Game	4 [7X], Last: (Jonathan Huberdeau - 2/20/20 at LAK)
Most Goals, Game	3 [4X], Last: (Frank Vatrano - 1/21/20 at CHI)
Most Assists, Game	4 [2X], Last: (Jonathan Huberdeau - 12/16/19 vs. OTT)
Most Shots on Goal, Game	9 [2X] Last: (Aleksander Barkov - 11/9/19 at NYI)
Most PIM, Game	12 [2X], Last: (Dominic Toninato - 1/5/20 at PIT)



LAST GAME: March 9, 2020 at St. Louis (2-1 W)

OVERALL RECORD/STREAK:
35-26-8 / W3/ UNDEF.

HOME RECORD/STREAK:
17-14-4/ W2/ UNDEF.

ROAD RECORD/STREAK:
18-12-4/ W2

LAST 5 GAMES: 2 - 1 - 2

LAST 10 GAMES: 4 - 4 - 2

1-GOAL GAMES: 14 - 7 - 8

2-GOAL GAMES: 6 - 6

3-GOAL GAMES: 15 - 13

SCORING FIRST: 26 - 5 - 4

OPPONENT SCORING FIRST:
9 - 21 - 4

LEADING AFTER 1 PERIOD:
16 - 1 - 3

TRAILING AFTER 1 PERIOD:
6 - 16 - 1

TIED AFTER 1 PERIOD:
13 - 9 - 4

LEADING AFTER 2 PERIODS:
26 - 0 - 1

TRAILING AFTER 2 PERIODS:
6 - 22 - 3

TIED AFTER 2 PERIODS:
3 - 4 - 4

OT RECORD - THIS SEASON:
5 - 8

OT RECORD - FRANCHISE:
143 - 222 - 142

SHOOTOUT RECORD - THIS SEASON:
3 - 4

SHOOTOUT RECORD - FRANCHISE:
70 - 95

OUTSHOOTING OPPONENT:
15 - 14 - 6

OUTSHOT BY OPPONENT:
19 - 11 - 2

EVEN SHOTS: 1 - 1 - 0

vs. ATLANTIC: 11 - 8 - 2

vs. METROPOLITAN: 9 - 9 - 3

vs. EASTERN CONFERENCE:
20 - 17 - 5

vs. CENTRAL: 7 - 2 - 2

vs. PACIFIC: 8 - 7 - 1

vs. WESTERN CONFERENCE:
15 - 9 - 3

MONTH BY MONTH RECORD

	W-L-OT	POINTS
October:	6-3-4	16
November:	7-5-1	15
December:	7-6-0	14
January:	8-2-0	16
February:	5-9-2	12
March:	2-1-1	5
April:	---	-
Totals:	35-26-8	78

GOALS BY PERIOD

	1	2	3	OT	T	AVG
Florida Panthers:	59	87	80	2	228	(3.3 avg.)
Opponents:	66	80	74	4	224	(3.2 avg.)

SHOTS BY PERIOD

	1	2	3	OT	T	AVG
Florida Panthers:	708	774	744	27	2253	(32.7 avg.)
Opponents:	713	773	704	37	2227	(32.3 avg.)

POWER PLAY

	G	ATT	%
Overall:	45	211	21.3 (T-10th NHL)
Home:	23	111	20.7 (14th NHL)
Road:	22	100	22.0 (T-7th NHL)

5 SHORT HANDED GOALS ALLOWED (T-7th NHL)

PENALTY KILL

	G	ATT	%
Overall:	40	186	78.5 (20th NHL)
Home:	19	87	78.2 (26th NHL)
Road:	21	99	78.8 (17th NHL)



PENALTIES

GP	MIN	AVG./RANK
69	500	7.2 (T-6th NHL)

GOAL SITUATIONS

	FOR	AGAINST
5 on 5:	158	154
5 on 4:	43	4
5 on 3:	2	0
4 on 4:	1	5
4 on 3:	1	0
3 on 3:	2	4
3 on 4:	0	1
3 on 5:	0	0
4 on 5:	3	39
Empty Net:	12	12
Penalty Shots:	1	0
TOTAL:	228	224

SHOOTOUT

SHOOTER	G/S	%	GDG
Mike Hoffman	1 / 3	33.3	1
Frank Vatrano	1 / 3	33.3	0
Erik Haula	0 / 1	0.0	0
Jonathan Huberdeau	0 / 3	0.0	0
Aleksander Barkov	0 / 4	0.0	0

GOALTENDER	REC.	G/S	%
Sergei Bobrovsky	0 - 3	6/7	.143
Sam Montembeault	3 - 1	3/13	.769





INDIVIDUAL STATS

POINTS:

J. HUBERDEAU (78), A. BARKOV (62), M. HOFFMAN (59)

GOALS:

M. HOFFMAN (29), E. DADONOV (25), J. HUBERDEAU (23)

ASSISTS:

J. HUBERDEAU (55), A. BARKOV (42), K. YANDLE (40)

PP GOALS:

E. DADONOV (11), M. HOFFMAN (11), A. BARKOV (7)

SH GOALS:

F. VATRANO (2), N. ACCIARI (1)

GW GOALS:

N. ACCIARI (5), F. VATRANO (4), A. STRALMAN (3)

PIM:

J. BROWN (39), D. TONINATO (37), M. WEEGAR (33)

SHOTS:

M. HOFFMAN (214), A. BARKOV (172), E. DADONOV (167)

POWER PLAY

PLAYER	G	A	P
Jonathan Huberdeau	5	24	29
Mike Hoffman	11	10	21
Keith Yandle	2	19	21
Aleksander Barkov	7	13	20
Evgenii Dadonov	11	6	17
Erik Haula	4	4	8
Brett Connolly	4	2	6
Aaron Ekblad	0	6	6
Lucas Wallmark	3	3	6
Mike Matheson	1	1	2
Frank Vatrano	2	0	2
Brian Boyle	1	0	1
Alexi Saarela	0	1	1

SHORT HANDED

PLAYER	G	A	P
Frank Vatrano	2	0	2
Noel Acciari	1	0	1
Aleksander Barkov	0	1	1
Aaron Ekblad	0	1	1
Anton Stralman	0	1	1
Lucas Wallmark	0	1	1





Sept. 29: F Anthony Greco, F Owen Tippett, F Dominic Toninato, D Riley Stillman loaned to Springfield (AHL)

Oct. 20: F Brian Boyle agreed to terms with FLA as an unrestricted free agent on a one-year contract,, F Henrik Borgstrom loaned to Springfield (AHL)

Oct. 24: D Riley Stillman recalled from Springfield (AHL)

Oct. 22: F Aleksii Saarela acquired from Chicago Blackhawks in exchange for D Ian McCoshen

Oct. 26: F Jack Rodewald acquired from OTT in exchange for the rights to F Chris Wilkie

Nov. 6: F Dominic Toninato recalled from Springfield (AHL), D Riley Stillman loaned to Springfield (AHL)

Nov. 11: F Dominic Toninato loaned to Springfield (AHL)

Nov. 18: F Dominic Toninato recalled from Springfield (AHL), F Dryden Hunt loaned to Springfield (AHL)

Nov. 24: D Riley Stillman recalled from Springfield (AHL)

Nov. 25: G Chris Driedger recalled from Springfield (AHL), G Sam Montembeault and D Riley Stillman loaned to Springfield (AHL)

Dec. 6: F Aleksii Saarela recalled from Springfield (AHL)

Dec. 11: F Jayce Hawryluk assigned to Springfield (AHL) on conditioning loan, F Aleksii Saarela loaned to Springfield (AHL)

Dec. 17: F Ryan Haggerty acquired from PIT in exchange for F Kevin Roy

Dec. 27: D Riley Stillman recalled from Springfield (AHL)

Jan. 12: G Sam Montembeault recalled from Springfield (AHL) on emergency conditions

Jan. 13: G Sam Montembeault loaned to Springfield (AHL)

Jan. 15: G Sam Montembeault recalled from Springfield (AHL) on emergency conditions

Jan. 22: G Sam Montembeault and D Riley Stillman loaned to Springfield (AHL)

Jan. 30: G Sam Montembeault and D Riley Stillman recalled from Springfield (AHL)

Feb. 3: G Chris Driedger placed on injured reserve, D MacKenzie Weegar activated from injured reserve

Feb. 17: F Jayce Hawryluk claimed on waivers by OTT

Feb. 18: F Aleksii Saarela recalled from Springfield (AHL)

Feb. 19: F Mason Marchment acquired from TOR in exchange for F Denis Malgin

Feb. 20: F Dryden Hunt recalled from Springfield (AHL)

Feb. 20: F Danick Martel acquired from TBL in exchange for F Anthony Greco

Feb. 24: F Erik Haula, F Lucas Wallmark, F Eetu Luostarinen, and D Chase Priskie acquired from CAR in exchange for F Vincent Trocheck

Feb. 24: D Emil Djuse acquired from DAL in exchange for a sixth-round pick

Feb. 26: G Chris Driedger assigned to Springfield (AHL) on conditioning loan

March 3: G Chris Driedger recalled from Springfield (AHL)

March 18: G Sam Montembeault loaned to Springfield (AHL)

March 26: D Max Gildon agreed to terms with FLA on a three-year, entry-level contract, D Alec Rauhauser agreed to terms with FLA on a one-year, entry-level contract

March 30: D John Ludvig agreed to terms with FLA on a three-year, entry-level contract

April 8: F Cole Schwindt agreed to terms with FLA on a three-year, entry-level contract

May 5: F Grigori Denisenko agreed to terms with FLA on a three-year, entry-level contract

Aug. 5: F Henry Bowlby agreed to terms with FLA on a two-year, entry-level contract



PLAYER	INJURY	FIRST GAME MISSED	NUMBER OF GAMES MISSED
Aaron Ekblad	Illness	Oct. 22 vs. PIT	1
Vincent Trocheck	Lower-Body	Oct. 22 vs. PIT	7
Mike Matheson	Lower-Body	Oct. 24 at CGY	5
Jayce Hawryluk	Upper-Body	Nov. 2 vs. DET	17
Noel Acciari	Lower-Body	Nov. 7 vs. WSH	3
MacKenzie Weegar	Upper-Body	Nov. 12 at BOS	8
Brian Boyle	Upper-Body	Dec. 16 vs. OTT	1
Aaron Ekblad	Upper-Body	Dec. 28 vs. DET	1
MacKenzie Weegar	Upper-Body	Dec. 28 vs. DET	14
Sergei Bobrovsky	Upper-Body	Jan. 12 vs. TOR	1
Chris Driedger	Lower-Body	Jan. 18 vs. DET	20
Dominic Toninato	Illness	Jan. 18 vs. DET	1
Aleksander Barkov	Lower-Body	Feb. 3 at TOR	3
MacKenzie Weegar	Illness	Feb. 6 vs. VGK	1
Brian Boyle	Upper-Body	Feb. 6 vs. VGK	17
Mike Matheson	Illness	Feb. 19 at ANA	3
Dryden Hunt	Lower-Body	Feb. 25 at ARI	7
Sergei Bobrovsky	Lower-Body	March 5 vs. BOS	3
Riley Stillman	Upper-Body	March 9 at STL	1

Total Man Games Lost: 114



2020-21 CENTRAL DIVISION

OPPONENTS





CAROLINA HURRICANES

PNC ARENA

1400 Edward Mill Rd
Raleigh, NC | 919.467.7825
www.CarolinaHurricanes.com

Entered NHL: 1979-80 (Hartford)

President & General Manager:

Don Waddell

Head Coach: Rod Brind'Amour

Assistant Coach: Jeff Daniels,
Dean Chynoweth

Video Coaches: Chris Huffine, Trace
Linton

Goaltending Coach: Jason Muzzatti

2019-20 RESULTS

Oct. 8: Panthers vs. Hurricanes (6-3 L)
Nov. 23: Panthers at Hurricanes (4-2 L)
Dec. 21: Panthers at Hurricanes (4-2 W)

2020-21 SCHEDULE VS. CAR

Jan. 21: Panthers at Hurricanes
Jan. 23: Panthers at Hurricanes
Feb. 27: Panthers vs. Hurricanes
March 1: Panthers vs. Hurricanes
April 6: Panthers at Hurricanes
April 8: Panthers at Hurricanes
April 22: Panthers vs. Hurricanes
April 24: Panthers vs. Hurricanes

FAST FACTS

	OVERALL	HOME	AWAY
Last Win	12/21/19	4/2/18	12/21/19
Last Loss	11/23/19	10/8/19	11/23/19
Overtime Record	4-13-11	3-8-8	1-5-3
Shutouts by FLA	8	4	4
Last Time	3/14/15 (2-0)	11/26/14	3/14/15 (2-0)
Shutouts of FLA	3	1	2
Last Time	3/27/14 (3-0)	3/27/14 (3-0)	11/5/05 (2-0)
Shootout Record	2-2	2-1	1-0
Last Time	2/28/17 (3-2 W)	2/28/17 (3-2 W)	2/25/12 (3-2 W)

YEAR BY YEAR

	HOME					AWAY					OVERALL				
	GP	W	L	T	OTL	GP	W	L	T	OTL	GP	W	L	T	OTL
1993-94	2	0	2	0	-	2	1	1	0	-	4	1	3	0	-
1994-95	2	1	0	1	-	2	2	0	0	-	4	3	0	1	-
1995-96	2	2	0	0	-	2	1	1	0	-	4	3	1	0	-
1996-97	2	1	0	1	-	2	0	2	0	-	4	1	2	1	-
1997-98	2	1	1	0	-	2	2	0	0	-	4	3	1	0	-
1998-99	3	0	0	3	-	2	0	1	1	-	5	0	1	4	-
1999-00	2	1	0	0	1	3	1	1	0	1	5	2	1	0	2
2000-01	3	0	0	2	1	2	1	1	0	0	5	1	1	2	1
2001-02	2	0	2	0	0	3	0	2	1	0	5	0	4	1	0
2002-03	3	3	0	0	0	2	1	1	0	0	5	4	1	0	0
2003-04	3	2	0	1	0	3	0	2	1	0	6	2	2	2	0
2005-06	4	2	1	-	1	4	0	4	-	0	8	2	5	-	1
2006-07	4	1	0	-	3	4	0	3	-	1	8	1	3	-	4
2007-08	4	2	1	-	1	4	1	3	-	0	8	3	4	-	1
2008-09	3	2	0	-	1	3	1	1	-	1	6	3	1	-	2
2009-10	3	3	0	-	0	3	0	3	-	0	6	3	3	-	0
2010-11	3	1	2	-	0	3	1	2	-	0	6	2	4	-	0
2011-12	3	3	0	-	0	3	2	1	-	0	6	5	1	-	0
2012-13	2	1	1	-	0	2	1	1	-	0	4	2	2	-	0
2013-14	1	0	1	-	0	2	0	2	-	0	3	0	3	-	0
2014-15	2	2	0	-	0	1	1	0	-	0	3	3	0	-	0
2015-16	1	1	0	-	0	2	2	0	-	0	3	3	0	-	0
2016-17	2	1	1	-	0	1	0	1	-	0	3	1	2	-	0
2017-18	1	1	0	-	0	2	0	1	-	1	3	1	1	-	1
2018-19	2	0	1	-	1	1	0	1	-	0	3	0	2	-	1
2019-20	1	0	1	-	0	2	1	1	-	0	3	1	2	-	0
TOTALS	62	31	14	8	9	60	19	36	3	4	124	50	50	11	13



COLUMBUS BLUE JACKETS

NATIONWIDE ARENA

200 W Nationwide Blvd
Columbus, OH | 614.246.4625
www.ColumbusBlueJackets.com

Entered NHL: 2000-01 Season

General Manager/Alternate Governor:

Jarmo Kekalainen

Head Coach: John Tortorella

Assistant Coaches: Brad Larsen, Kenny McCudden, Brad Shaw

Goaltending Coach: Manny Legace

Video Assistant Coach: Dan Singleton

2019-20 RESULTS

Dec. 7: Panthers vs. Blue Jackets (4-1 W)

Dec. 31: Panthers at Blue Jackets (4-1 L)

Feb. 4: Panthers at Blue Jackets (1-0 L [OT])

2020-21 SCHEDULE VS. CBJ

Jan. 26: Panthers at Blue Jackets

Jan. 28: Panthers at Blue Jackets

March 9: Panthers at Blue Jackets

March 11: Panthers at Blue Jackets

April 3: Panthers vs. Blue Jackets

April 4: Panthers vs. Blue Jackets

April 19: Panthers vs. Blue Jackets

April 20: Panthers vs. Blue Jackets

FAST FACTS

	OVERALL	HOME	AWAY
Last Win	12/7/19	12/7/19	12/4/15 [SO]
Last Loss	2/4/20 [OT]	1/5/19 [OT]	2/4/20 [OT]
Overtime Record	0-5-0	0-4-0	0-1-0
Shutouts by FLA	3	2	1
Last Time	1/3/04 (1-0)	1/3/04 (1-0)	11/17/00 (3-0)
Shutouts of FLA	3	Never	3
Last Time	2/4/20 (1-0 [OT])	Never	2/4/20 (1-0 [OT])
Shootout Record	2-4	1-1	1-3
Last Time	1/7/18 (3-2 L)	11/26/16 (2-1 W)	1/7/18 (3-2 L)

YEAR BY YEAR

	HOME					AWAY					OVERALL				
	GP	W	L	T	OTL	GP	W	L	T	OTL	GP	W	L	T	OTL
2000-01	1	0	0	0	1	1	1	0	0	0	2	1	0	0	1
2001-02	1	1	0	0	0	0	0	0	0	0	1	1	0	0	0
2002-03	0	0	0	0	0	1	0	1	0	0	1	0	1	0	0
2003-04	1	1	0	0	0	0	0	0	0	0	1	1	0	0	0
2005-06	1	0	0	-	1	0	0	0	-	0	1	0	0	-	1
2006-07	DID NOT PLAY					DID NOT PLAY					DID NOT PLAY				
2007-08	0	0	0	-	0	1	1	0	-	0	1	1	0	-	0
2008-09	1	0	1	-	0	0	0	0	-	0	1	0	1	-	0
2009-10	0	0	0	-	0	1	0	1	-	0	1	0	1	-	0
2010-11	1	0	0	-	1	1	0	0	-	1	2	0	0	-	2
2011-12	0	0	0	-	0	1	0	1	-	0	1	0	1	-	0
2012-13	DID NOT PLAY					DID NOT PLAY					DID NOT PLAY				
2013-14	1	0	1	-	0	2	0	2	-	0	3	0	3	-	0
2014-15	2	1	0	-	1	1	0	1	-	0	3	1	1	-	1
2015-16	1	1	0	-	0	2	1	0	-	1	3	2	0	-	1
2016-17	2	2	0	-	0	1	0	1	-	0	3	2	1	-	0
2017-18	1	0	1	-	0	2	0	1	-	1	3	0	2	-	1
2018-19	2	0	1	-	1	1	0	1	-	0	3	0	2	-	1
2019-20	1	1	0	-	0	2	0	1	-	1	3	1	1	-	1
TOTALS	16	7	4	0	5	17	3	10	0	4	33	10	14	0	9



CHICAGO BLACKHAWKS

UNITED CENTER

1901 W Madison St.
Chicago, IL | 312.455.7000
www.ChicagoBlackhawks.com

Entered NHL: 1926-27 Season

Senior Vice President/General Manager:

Stan Bowman

Head Coach: Jeremy Colliton

Assistant Coaches: Sheldon Brookbank,
Tomas Mitell, Marc Crawford

Goaltending Coach: Jimmy Waite

Assistant Coach, Video: Matt Meacham

2019-20 RESULTS

Jan. 21: Panthers at Blackhawks (4-3 W)
Feb. 29: Panthers vs. Blackhawks (3-2 L
[Shootout])

2020-21 SCHEDULE VS. CHI

Jan. 17: Panthers vs. Blackhawks
Jan. 19: Panthers vs. Blackhawks
March 13: Panthers vs. Blackhawks
March 15: Panthers vs. Blackhawks
March 23: Panthers at Blackhawks
March 25: Panthers at Blackhawks
April 29: Panthers at Blackhawks
May 1: Panthers at Blackhawks

FAST FACTS

	OVERALL	HOME	AWAY
Last Win	1/21/20	3/25/17	1/21/20
Last Loss	2/29/20 (SO)	2/29/20 (SO)	12/12/17 (OT)
Overtime Record	1-1-3	1-1-1	0-1-2
Shutouts by FLA	3	2	1
Last Time	3/25/17 (7-0)	3/25/17 (7-0)	3/29/98 (4-0)
Shutouts of FLA	6	4	2
Last Time	2/26/15	2/26/15	4/21/13 (3-0)
Shootout Record	1-5	0-2	1-1
Last Time	2/29/20 (3-2 L)	2/29/20 (3-2 L)	3/25/17 (2-1 L)

YEAR BY YEAR

	HOME					AWAY					OVERALL				
	GP	W	L	T	OTL	GP	W	L	T	OTL	GP	W	L	T	OTL
1993-94	1	0	1	0	-	1	0	0	1	-	2	0	1	1	-
1994-95	DID NOT PLAY					DID NOT PLAY					DID NOT PLAY				
1995-96	1	0	1	0	-	1	0	1	0	-	2	0	2	0	-
1996-97	1	1	0	0	-	1	1	0	0	-	2	2	0	0	-
1997-98	1	0	1	0	-	1	1	0	0	-	2	1	1	0	-
1998-99	1	1	0	0	-	1	1	0	0	-	2	2	0	0	-
1999-00	1	0	1	0	0	1	0	1	0	0	2	0	2	0	0
2000-01	0	0	0	0	0	1	0	1	0	0	2	0	2	0	0
2001-02	1	0	1	0	0	1	0	1	0	0	2	0	2	0	0
2002-03	1	0	0	1	0	1	0	1	0	0	2	0	1	1	0
2003-04	0	0	0	0	0	1	0	0	1	0	1	0	0	1	0
2005-06	1	1	0	-	0	0	0	0	-	0	1	1	0	-	0
2006-07	DID NOT PLAY					DID NOT PLAY					DID NOT PLAY				
2007-08	0	0	0	-	0	1	1	0	-	0	1	1	0	-	0
2008-09	1	0	1	-	0	0	0	0	-	0	1	0	1	-	0
2009-10	1	0	1	-	0	1	1	0	-	0	2	1	1	-	0
2010-11	1	1	0	-	0	1	0	1	-	0	2	1	1	-	0
2011-12	1	0	0	-	1	1	0	1	-	0	2	0	1	-	1
2012-13	DID NOT PLAY					DID NOT PLAY					DID NOT PLAY				
2013-14	1	0	0	-	1	1	0	1	-	0	2	0	1	-	1
2014-15	0	0	1	-	0	1	0	0	-	1	2	0	1	-	1
2015-16	1	1	0	-	0	1	0	1	-	0	2	1	1	-	0
2016-17	1	1	0	-	0	1	0	0	-	1	2	1	0	-	1
2017-18	1	0	1	-	0	1	0	0	-	1	2	0	1	-	1
2018-19	1	0	0	-	1	1	1	0	-	0	2	1	0	-	1
2019-20	1	0	0	-	1	1	1	0	-	0	2	1	0	-	1
TOTALS	20	6	9	1	4	21	7	9	2	3	41	13	18	3	7



DETROIT RED WINGS

LITTLE CAESARS ARENA

2645 Woodward Ave.
Detroit, MI | 313-471-7000
www.DetroitRedWings.com

Entered NHL: 1926-27 Season

Executive Vice President & General

Manager: Steve Yzerman

Head Coach: Jeff Blashill

Assistant Coaches: Dan Bylsma, Doug Houda

Video Coach: LJ Scarpace

Goaltending Coach: Jeff Salajko

2019-20 RESULTS

Nov. 2: Panthers vs. Red Wings (4-0 W)
Dec. 28: Panthers vs. Red Wings (5-4 W)
Jan. 18: Panthers at Red Wings (4-1 W)

2020-21 SCHEDULE VS. DET

Jan. 30: Panthers at Red Wings
Jan. 31: Panthers at Red Wings
Feb. 7: Panthers vs. Red Wings
Feb. 9: Panthers vs. Red Wings
Feb. 19: Panthers at Red Wings
Feb. 21: Panthers at Red Wings
March 30: Panthers vs. Red Wings
April 1: Panthers vs. Red Wings

FAST FACTS

	OVERALL	HOME	AWAY
Last Win	1/18/20	12/28/19	1/18/20
Last Loss	10/20/18 [OT]	10/20/18 [OT]	1/5/18
Overtime Record	5-4-5	1-4-2	4-0-3
Shutouts by FLA	1	1	Never
Last Time	11/2/19 (4-0)	11/2/19 (4-0)	Never
Shutouts of FLA	1	0	1
Last Time	2/8/16 (3-0)	Never	2/8/16 (3-0)
Shootout Record	4-3	1-2	3-1
Last Time	12/31/18 (4-3 W)	10/28/17 (3-2 L)	12/31/18 (4-3 W)

YEAR BY YEAR

	HOME					AWAY					OVERALL							
	GP	W	L	T	OTL	GP	W	L	T	OTL	GP	W	L	T	OTL			
1993-94	1	0	1	0	-	1	0	1	0	-	2	0	2	0	-			
1994-95		DID NOT PLAY						DID NOT PLAY						DID NOT PLAY				
1995-96	1	1	0	0	-	1	0	1	0	-	2	1	1	0	-			
1996-97	1	0	1	0	-	1	1	0	0	-	2	1	1	0	-			
1997-98	1	0	0	1	-	1	0	1	0	-	2	0	1	1	-			
1998-99	1	0	1	0	-	1	0	0	1	-	2	0	1	1	-			
1999-00	1	0	0	1	0	0	0	0	0	0	1	0	0	1	0			
2000-01	1	0	1	0	0	1	0	0	1	0	2	0	1	1	0			
2001-02	1	0	0	0	1	0	0	0	0	0	1	0	0	0	1			
2002-03	1	0	0	0	1	1	0	0	1	0	2	0	0	1	1			
2003-04	0	0	0	0	0	1	0	1	0	0	1	0	1	0	0			
2005-06	1	1	0	-	0	0	0	0	-	0	1	1	0	-	0			
2006-07		DID NOT PLAY						DID NOT PLAY						DID NOT PLAY				
2007-08	0	0	0	-	0	1	0	1	-	0	1	0	1	-	0			
2008-09	1	0	1	-	0	0	0	0	-	0	1	0	1	-	0			
2009-10	0	0	0	-	0	1	1	0	-	0	1	1	0	-	0			
2010-11	1	0	1	-	0	0	0	0	-	0	1	0	1	-	0			
2011-12	0	0	0	-	0	1	0	0	-	1	1	0	0	-	1			
2012-13		DID NOT PLAY						DID NOT PLAY						DID NOT PLAY				
2013-14	3	1	2	-	0	2	2	0	-	0	5	3	2	-	0			
2014-15	2	1	1	-	0	2	2	0	-	0	4	3	1	-	0			
2015-16	2	1	1	-	0	2	1	1	-	0	4	2	2	-	0			
2016-17	2	1	0	-	1	2	2	0	-	0	4	3	0	-	1			
2017-18	2	1	0	-	1	2	1	1	-	0	4	2	1	-	1			
2018-19	2	1	0	-	1	2	2	0	-	0	4	3	0	-	1			
2019-20	2	2	0	-	0	1	1	0	-	0	3	3	0	-	0			
TOTALS	27	10	10	2	5	24	13	7	3	1	51	23	17	5	6			



DALLAS STARS

AMERICAN AIRLINES CENTER

2500 Victory Ave
Dallas, TX | 214.222.3687
www.DallasStars.com

Entered NHL: 1967-68 (Minnesota)

General Manager: Jim Nill

Head Coach: Rick Bowness

Assistant Coach: Todd Nelson, John Stevens, Derek Laxdal

Goaltending Coach: Jeff Reese

Video Coach: Kelly Forbes

2019-20 RESULTS

Dec. 20 Panthers vs. Stars (7-4 W)

2020-21 SCHEDULE VS. DAL

Jan. 14: Panthers vs. Stars
Jan. 15: Panthers vs. Stars
Feb 23: Panthers vs. Stars
Feb. 25: Panthers vs. Stars
March 27: Panthers at Stars
March 28: Panthers at Stars
April 10: Panthers at Stars
April 13: Panthers at Stars

FAST FACTS

	OVERALL	HOME	AWAY
Last Win	12/20/19	12/20/19	12/31/16
Last Loss	3/19/19	2/12/19	3/19/19
Overtime Record	3-0-3	1-0-1	2-0-2
Shutouts by FLA	3	2	1
Last Time	11/15/11 (6-0)	12/19/03 (1-0)	11/15/11 (6-0)
Shutouts of FLA	4	2	2
Last Time	2/12/19 (3-0)	2/12/19 (3-0)	2/13/15 (2-0)
Shootout Record	2-1	0-1	1-0
Last Time	11/14/17 (4-3)	11/14/17 (4-3)	10/30/09 (6-5 W)

YEAR BY YEAR

	HOME					AWAY					OVERALL				
	GP	W	L	T	OTL	GP	W	L	T	OTL	GP	W	L	T	OTL
1993-94	1	0	1	0	-	1	0	0	1	-	2	0	1	1	-
1994-95	DID NOT PLAY					DID NOT PLAY					DID NOT PLAY				
1995-96	1	1	0	0	-	1	0	0	1	-	2	1	0	1	-
1996-97	1	0	0	1	-	1	1	0	0	-	2	1	0	1	-
1997-98	1	1	0	0	-	1	0	1	0	-	2	1	1	0	-
1998-99	1	0	1	0	-	1	0	1	0	-	2	0	2	0	-
1999-00	1	0	1	0	0	1	0	1	0	0	2	0	2	0	0
2000-01	1	1	0	0	0	0	0	0	0	0	1	1	0	0	0
2001-02	1	0	1	0	0	1	1	0	0	0	2	1	1	0	0
2002-03	1	0	1	0	0	1	1	0	0	0	2	1	1	0	0
2003-04	1	1	0	-	0	0	0	0	0	0	1	1	0	-	0
2005-06	0	0	0	-	0	1	0	1	-	0	1	0	1	-	0
2006-07	1	1	0	-	0	0	0	0	-	0	1	1	0	-	0
2007-08	DID NOT PLAY					DID NOT PLAY					DID NOT PLAY				
2008-09	1	0	1	-	0	1	1	0	-	0	2	1	1	-	0
2009-10	0	0	0	-	0	1	1	0	-	0	1	1	0	-	0
2010-11	1	0	1	-	0	0	0	0	-	0	1	0	1	-	0
2011-12	0	0	0	-	0	1	1	0	-	0	1	1	0	-	0
2012-13	DID NOT PLAY					DID NOT PLAY					DID NOT PLAY				
2013-14	1	1	0	-	0	1	1	0	-	0	2	2	0	-	0
2014-15	1	0	0	-	1	1	0	1	-	0	2	0	1	-	1
2015-16	1	0	1	-	0	1	1	0	-	0	2	1	1	-	0
2016-17	1	0	1	-	0	1	1	0	-	0	2	1	1	-	0
2017-18	1	1	0	-	0	1	0	1	-	0	2	1	1	-	0
2018-19	1	0	1	-	0	1	0	1	-	0	2	0	2	-	0
2019-20	1	1	0	-	0	0	0	0	-	0	1	1	0	-	0
TOTALS	20	8	10	1	1	18	9	7	2	0	38	17	17	3	1



NASHVILLE PREDATORS

BRIDGESTONE ARENA

501 Broadway
Nashville, TN | 615.770.2000
www.NashvillePredators.com

Entered NHL: 1998-99 Season

GM, Alt. Governor & President of Hockey

Operations: David Poile

Head Coach: John Hynes

Assistant Coaches: Dan Lambert, Dan
Hinote, Todd Richards

Goaltending Coach: Ben Vanderklok

Video Coach: Lawrence Feloney

2019-20 RESULTS

Oct. 19: Panthers at Predators (3-2 W
[Shootout])

Nov. 30: Panthers vs. Predators (3-0 W)

2020-21 SCHEDULE VS. NSH

Feb. 4: Panthers vs. Predators

Feb. 5: Panthers vs. Predators

March 4: Panthers at Predators

March 6: Panthers at Predators

March 18: Panthers vs. Predators

March 20: Panthers vs. Predators

April 26: Panthers at Predators

April 27: Panthers at Predators

FAST FACTS

	OVERALL	HOME	AWAY
Last Win	11/30/19	11/30/19	10/19/19
Last Loss	2/1/19	2/1/19	1/20/18
Overtime Record	0-2-3	0-2-1	0-0-2
Shutouts by FLA	3	2	1
Last Time	11/30/19 (3-0)	11/30/19 (3-0)	10/10/98 (1-0)
Shutouts of FLA	3	1	2
Last Time	2/13/16 (5-0)	2/13/16 (5-0)	12/11/10 (3-0)
Shootout Record	2-3	1-1	1-2
Last Time	10/19/19 (3-2 W)	10/19/13 (2-1 W)	10/19/19 (3-2 W)

YEAR BY YEAR

	HOME					AWAY					OVERALL				
	GP	W	L	T	OTL	GP	W	L	T	OTL	GP	W	L	T	OTL
1998-99	1	1	0	0	-	1	1	0	0	-	2	2	0	0	-
1999-00	1	1	0	0	0	1	1	0	0	0	2	2	0	0	0
2000-01	0	0	0	0	0	1	0	0	1	0	1	0	0	1	0
2001-02	1	0	0	1	0	1	0	1	0	0	2	0	1	1	0
2002-03	1	0	0	0	1	0	0	0	0	0	1	0	0	0	1
2003-04	0	0	0	0	0	1	0	0	1	0	1	0	0	1	0
2005-06	1	1	0	-	0	0	0	0	-	0	1	1	0	-	0
2006-07	DID NOT PLAY					DID NOT PLAY					DID NOT PLAY				
2007-08	0	0	0	-	0	1	0	1	-	0	1	0	1	-	0
2008-09	1	1	0	-	0	1	0	0	-	1	2	1	0	-	1
2009-10	1	0	0	-	1	1	0	1	-	0	2	0	1	-	1
2010-11	1	1	0	-	0	1	0	1	-	0	2	1	1	-	0
2011-12	1	0	1	-	0	0	0	0	-	0	1	0	1	-	0
2012-13	DID NOT PLAY					DID NOT PLAY					DID NOT PLAY				
2013-14	1	1	0	-	0	1	0	1	-	0	2	1	1	-	0
2014-15	1	0	0	-	1	1	0	0	-	1	2	0	0	-	2
2015-16	1	0	1	-	0	1	1	0	-	0	2	1	1	-	0
2016-17	1	1	0	-	0	1	1	0	-	0	2	2	0	-	0
2017-18	1	1	0	-	0	1	0	1	-	0	2	1	1	-	0
2018-19	1	0	1	-	0	1	1	0	-	0	2	1	1	-	0
2019-20	1	1	0	-	0	1	1	0	-	0	2	2	0	-	0
TOTALS	16	9	3	1	3	16	6	6	2	2	32	15	9	3	5



TAMPA BAY LIGHTNING

AMALIE ARENA

401 Channelside Dr.
Tampa, FL | 813.301.6500
www.TampaBayLightning.com

Entered NHL: 1992-93 Season

Vice President & General Manager,

Alternate Governor: Julien Brisebois

Head Coach: Jon Cooper

Assistant Coaches: Jeff Halpern, Derek Lalonde

Goaltending Coach: Frantz Jean

Video Coach: Nigel Kirwan

2019-20 RESULTS

Oct. 3: Panthers at Lightning (5-2 L)

Oct. 5: Panthers vs. Lightning (4-3 W)

Dec. 10: Panthers vs. Lightning (2-1 L)

Dec. 23: Panthers at Lightning (6-1 L)

2020-21 SCHEDULE VS. TBL

Feb. 11: Panthers vs. Lightning

Feb. 13: Panthers vs. Lightning

Feb. 16: Panthers at Lightning

April 15: Panthers at Lightning

April 17: Panthers at Lightning

May 4: Panthers at Lightning

May 6: Panthers vs. Lightning

May 8: Panthers vs. Lightning

FAST FACTS

	OVERALL	HOME	AWAY
Last Win	10/5/19	10/5/19	3/26/16
Last Loss	12/23/19	12/10/19	12/23/19
Overtime Record	8-7-10	7-5-4	1-2-6
Shutouts by FLA	9	7	2
Last Time	11/16/15 (1-0)	11/16/15 (1-0)	10/7/01 (5-0)
Shutouts of FLA	2	1	1
Last Time	4/4/15 (4-0)	4/4/15 (4-0)	3/1/97 (2-0)
Shootout Record	6-9	1-5	5-4
Last Time	10/6/18 (2-1 L)	10/27/13 (4-3 L)	10/6/18 (2-1 L)

YEAR BY YEAR

	HOME					AWAY					OVERALL				
	GP	W	L	T	OTL	GP	W	L	T	OTL	GP	W	L	T	OTL
1993-94	2	1	0	1	-	3	2	0	1	-	5	3	0	2	-
1994-95	2	2	0	0	-	2	1	1	0	-	4	3	1	0	-
1995-96	3	1	2	0	-	3	2	1	0	-	6	3	3	0	-
1996-97	3	2	0	1	-	2	0	1	1	-	5	2	1	2	-
1997-98	2	2	0	0	-	3	0	1	2	-	5	2	1	2	-
1998-99	3	3	0	0	-	2	2	0	0	-	5	5	0	0	-
1999-00	2	1	0	1	0	3	3	0	0	0	5	4	0	1	0
2000-01	3	2	1	0	0	2	0	2	0	0	5	2	3	0	0
2001-02	2	0	1	0	1	3	2	1	0	0	5	2	2	0	1
2002-03	3	0	1	1	1	2	0	1	1	0	5	0	2	2	1
2003-04	3	2	1	0	0	3	0	2	1	0	6	2	3	1	0
2005-06	4	4	0	-	0	4	2	2	-	0	8	6	2	-	0
2006-07	4	3	1	-	0	4	2	1	-	1	8	5	2	-	1
2007-08	4	3	1	-	0	4	1	3	-	0	8	4	4	-	0
2008-09	3	1	0	-	2	3	2	1	-	0	6	3	1	-	2
2009-10	3	2	1	-	0	3	1	1	-	1	6	3	2	-	1
2010-11	3	2	0	-	1	3	2	1	-	0	6	4	1	-	1
2011-12	3	1	0	-	2	3	1	2	-	0	6	2	2	-	2
2012-13	2	0	1	-	1	3	2	1	-	0	5	2	2	-	1
2013-14	2	0	1	-	1	2	0	2	-	0	4	0	3	-	1
2014-15	2	1	1	-	0	2	0	1	-	1	4	1	2	-	1
2015-16	2	2	0	-	0	3	2	1	-	0	5	4	1	-	0
2016-17	2	2	0	-	0	2	0	1	-	1	4	2	1	-	1
2017-18	2	1	1	-	0	2	0	1	-	1	4	1	2	-	1
2018-19	2	0	1	0	1	2	0	1	0	1	4	0	2	0	2
2019-20	2	1	1	0	0	2	0	2	0	0	4	1	3	0	0
TOTALS	68	39	15	4	10	70	27	31	6	6	138	66	46	10	16



FLORIDA PANTHERS
OPPONENTS



ANAHEIM DUCKS

HONDA CENTER

2695 E Katella Ave
Anaheim, CA | 714.704.2400
www.AnahaimDucks.com

Entered NHL: 1993-1994 Season

Executive Vice President/General

Manager : Bob Murray

Head Coach: Dallas Eakins

Assistant Coaches: Marty Wilford, Mark Morrison

Goaltending Coach: Sudarshan Maharaj

Video Coaches: Joe Piscotty, Brett

Ferguson

2019-20 RESULTS

Nov. 21 Panthers vs. Ducks (5-4 W [OT])

Feb. 19 Panthers at Ducks (4-1 W)

FAST FACTS

	OVERALL	HOME	AWAY
Last Win	2/19/20	11/21/19	2/19/20
Last Loss	3/17/19	11/28/18	3/17/19
Overtime Record	2-1-3	2-0-2	0-1-1
Shutouts by FLA	1	1	Never
Last Time	11/21/01 (6-0)	11/21/01 (6-0)	Never
Shutouts of FLA	4	3	1
Last Time	2/19/12 (2-0)	2/19/12 (2-0)	1/21/06 (1-0)
Shootout Record	0-1	Never	0-1
Last Time	11/4/15 (3-2 L)	Never	11/4/15 (3-2 L)

YEAR BY YEAR

	HOME					AWAY					OVERALL				
	GP	W	L	T	OTL	GP	W	L	T	OTL	GP	W	L	T	OTL
1993-94	1	1	0	0	-	1	1	0	0	-	2	2	0	0	-
1994-95	DID NOT PLAY					DID NOT PLAY					DID NOT PLAY				
1995-96	1	0	0	1	-	1	1	0	0	-	2	1	0	1	-
1996-97	1	0	1	0	-	1	0	1	0	-	2	0	2	0	-
1997-98	1	0	0	1	-	1	0	1	0	-	2	0	1	1	-
1998-99	0	0	0	0	-	1	1	0	0	-	1	1	0	0	-
1999-00	1	1	0	0	0	1	1	0	0	0	2	2	0	0	0
2000-01	0	0	0	0	0	1	0	0	0	1	1	0	0	0	1
2001-02	1	1	0	0	0	1	1	0	0	0	2	2	0	0	0
2002-03	1	0	1	0	0	1	0	0	1	0	2	0	1	1	0
2003-04	1	1	0	0	0	0	0	0	0	0	1	1	0	0	0
2005-06	0	0	0	-	0	1	0	1	-	0	1	0	1	-	0
2006-07	1	0	1	-	0	0	0	0	-	0	1	0	1	-	0
2007-08	DID NOT PLAY					DID NOT PLAY					DID NOT PLAY				
2008-09	0	0	0	-	0	1	1	0	-	0	1	1	0	-	0
2009-10	1	0	1	-	0	0	0	0	-	0	1	0	1	-	0
2010-11	0	0	0	-	0	1	0	1	-	0	1	0	1	-	0
2011-12	1	0	1	-	0	0	0	0	-	0	1	0	1	-	0
2012-13	DID NOT PLAY					DID NOT PLAY					DID NOT PLAY				
2013-14	1	1	0	-	0	1	0	1	-	0	2	1	1	-	0
2014-15	1	1	0	-	0	1	1	0	-	0	2	2	0	-	0
2015-16	1	0	1	-	0	1	0	0	-	1	2	0	1	-	1
2016-17	1	1	0	-	0	1	1	0	-	0	2	2	0	-	0
2017-18	1	1	0	-	0	1	0	1	-	0	2	1	1	-	0
2018-19	1	0	1	-	0	1	0	1	-	0	2	0	2	-	0
2019-20	1	1	0	-	0	1	1	0	-	0	2	2	0	-	0
TOTALS	18	9	7	2	0	19	9	7	1	2	37	18	14	3	2



ARIZONA COYOTES

GILA RIVER ARENA

9400 W Maryland Ave
Glendale, AZ | 623. 772.3200
www.ArizonaCoyotes.com

Entered NHL: 1979-80 (Winnipeg)

General Manager: Bill Armstrong

Head Coach: Rick Tocchet

Assistant Coach: Phil Housley

Goaltending Coach: Corey Schwab

2019-20 RESULTS

Jan. 7 Panthers vs. Coyotes (5-2 L)

Feb. 25 Panthers at Coyotes (2-1 W)

FAST FACTS

	OVERALL	HOME	AWAY
Last Win	2/25/20	3/21/19	2/25/20
Last Loss	1/7/20	1/7/20	2/26/19 [SO]
Overtime Record	2-4-3	1-1-0	1-3-3
Shutouts by FLA	Never	Never	Never
Last Time	Never	Never	Never
Shutouts of FLA	1	Never	1
Last Time	3/5/97 (3-0)	Never	3/5/97 (3-0)
Shootout Record	1-2	0-1	1-1
Last Time	2/26/19 (4-3 L)	3/18/10 (4-3 L)	2/26/19 (4-3 L)

YEAR BY YEAR

	HOME					AWAY					OVERALL				
	GP	W	L	T	OTL	GP	W	L	T	OTL	GP	W	L	T	OTL
1993-94	1	0	1	0	-	2	2	0	0	-	3	2	1	0	-
1994-95	DID NOT PLAY					DID NOT PLAY					DID NOT PLAY				
1995-96	1	1	0	0	-	1	0	1	0	-	2	1	1	0	-
1996-97	1	0	1	0	-	1	0	0	1	-	2	0	1	1	-
1997-98	1	0	1	0	-	1	0	1	0	-	2	0	2	0	-
1998-99	1	1	0	0	-	1	0	0	1	-	2	1	0	1	-
1999-00	0	0	0	0	0	1	1	0	0	0	1	1	0	0	0
2000-01	1	1	0	0	0	1	0	0	0	1	2	1	0	0	1
2001-02	1	0	1	0	0	0	0	0	0	0	1	0	1	0	0
2002-03	0	0	0	0	0	1	0	0	1	0	1	0	0	1	0
2003-04	1	0	1	0	0	1	1	0	0	0	2	1	1	0	0
2005-06	0	0	0	0	0	1	0	1	-	0	1	0	1	-	0
2006-07	1	1	0	-	0	0	0	0	-	0	1	1	0	-	0
2007-08	DID NOT PLAY					DID NOT PLAY					DID NOT PLAY				
2008-09	0	0	0	0	0	1	0	1	-	0	1	0	1	-	0
2009-10	1	0	0	-	1	0	0	0	-	0	1	0	0	-	0
2010-11	0	0	0	-	0	1	1	0	-	0	1	1	0	-	0
2011-12	1	0	1	-	0	0	-	-	-	-	1	0	1	-	0
2012-13	DID NOT PLAY					DID NOT PLAY					DID NOT PLAY				
2013-14	1	0	1	-	0	1	0	1	-	0	2	0	2	-	0
2014-15	1	1	0	-	0	1	0	0	-	1	2	0	2	-	0
2015-16	1	1	0	-	0	1	0	1	-	0	2	1	1	-	0
2016-17	1	1	0	-	0	1	0	0	-	1	2	1	0	-	1
2017-18	1	1	0	-	0	1	1	0	-	0	2	2	0	-	0
2018-19	1	1	0	0	0	1	0	0	-	1	2	1	0	-	1
2019-20	1	0	1	0	0	1	1	0	-	0	2	1	1	-	0
TOTALS	18	9	8	0	1	20	7	6	3	4	38	16	14	3	5



BOSTON BRUINS

TD GARDEN

100 Legends Way
Boston, MA | 617.624.1050
www.BostonBruins.com

Entered NHL: 1924-25 Season

General Manager: Don Sweeney

Head Coach: Bruce Cassidy

Assistant Coaches: Jay Pandolfo, Joe

Sacco, Kevin Dean

Goaltending Coach: Bob Essensa

2019-20 RESULTS

Nov. 12 Panthers at Bruins (5-4 W

[Shootout])

Dec. 14 Panthers vs. Bruins (4-2 L)

March 5 Panthers vs. Bruins (2-1 L [OT])

FAST FACTS

	OVERALL	HOME	AWAY
Last Win	11/12/19	12/4/18	11/12/19
Last Loss	3/5/20	3/5/20	3/7/19
Overtime Record	3-6-6	1-4-2	2-2-4
Shutouts by FLA	12	6	6
Last Time	12/4/19 (5-0)	12/4/19 (5-0)	12/8/11 (2-0)
Shutouts of FLA	8	4	4
Last Time	3/15/18 (3-0)	3/15/18 (3-0)	4/21/13 (3-0)
Shootout Record	4-4	1-4	2-0
Last Time	11/12/19 (5-4 W)	11/12/09 (1-0 W)	11/12/19 (5-4 W)

YEAR BY YEAR

	HOME					AWAY					OVERALL				
	GP	W	L	T	OTL	GP	W	L	T	OTL	GP	W	L	T	OTL
1993-94	2	1	1	0	-	2	0	1	1	-	4	1	2	1	-
1994-95	1	0	1	0	-	2	2	0	0	-	3	2	1	0	-
1995-96	2	1	1	0	-	2	0	1	1	-	4	1	2	1	-
1996-97	2	1	1	0	-	2	1	1	0	-	4	2	2	0	-
1997-98	2	1	1	0	-	2	2	0	0	-	4	3	1	0	-
1998-99	2	0	2	0	-	2	0	1	1	-	4	0	3	1	-
1999-00	2	2	0	0	0	2	2	0	0	0	4	4	0	0	0
2000-01	2	2	0	0	0	2	1	1	0	0	4	3	1	0	0
2001-02	2	0	2	0	0	2	0	2	0	0	4	0	4	0	0
2002-03	2	1	0	0	1	2	0	1	1	0	4	1	1	1	1
2003-04	2	0	0	2	0	2	2	0	0	0	4	2	0	2	0
2005-06	2	1	1	-	0	2	1	1	-	0	4	2	2	-	0
2006-07	2	2	0	-	0	2	2	0	-	0	4	4	0	-	0
2007-08	2	0	1	-	1	2	2	0	-	0	4	2	1	-	1
2008-09	2	1	1	-	0	2	0	2	-	0	4	1	3	-	0
2009-10	2	0	1	-	1	2	2	0	-	0	4	2	1	-	1
2010-11	2	0	1	-	1	2	0	2	-	0	4	0	3	-	1
2011-12	2	1	0	-	1	2	1	1	-	0	4	2	1	-	1
2012-13	1	0	1	-	0	2	0	2	-	0	3	0	3	-	0
2013-14	2	0	2	-	0	3	0	3	-	0	5	0	5	-	0
2014-15	2	2	0	-	0	2	0	1	-	1	4	2	1	-	1
2015-16	2	0	1	-	1	2	1	1	-	0	4	1	2	-	1
2016-17	3	0	3	-	0	2	0	1	-	1	5	0	4	-	1
2017-18	2	2	0	-	0	2	1	1	-	0	4	3	1	-	0
2018-19	2	1	1	-	0	2	1	1	-	0	4	2	2	-	0
2019-20	2	0	1	-	1	1	1	0	-	0	3	1	1	-	1
TOTALS	51	19	23	2	7	52	22	24	4	2	103	41	47	6	9



BUFFALO SABRES

KEYBANK CENTER

1 Seymour H Knox III Plz
Buffalo, NY | 716.855.4100
www.BuffaloSabres.com

Entered NHL: 1970-71 Season

General Manager: Kevyn Adams

Head Coach: Ralph Krueger

Assistant Coaches: Mike Bales, Don
Granato, Steve Smith

Video Coach: Myles Fee

2019-20 RESULTS

Oct. 11 Panthers at Sabres (3-2 L

[Shootout])

Nov. 24 Panthers vs. Sabres (5-2 L)

Jan. 4 Panthers at Sabres (3-2 L)

FAST FACTS

	OVERALL	HOME	AWAY
Last Win	2/19/19	2/19/19	12/18/18
Last Loss	1/4/20	11/24/19	1/4/20
Overtime Record	2-8-4	2-3-1	0-5-3
Shutouts by FLA	6	2	4
Last Time	4/8/17 (3-0)	4/8/17 (3-0)	1/2/15 (2-0)
Shutouts of FLA	8	4	4
Last Time	10/29/16 (3-0)	10/20/11 (3-0)	10/29/16 (3-0)
Shootout Record	4-3	2-1	1-1
Last Time	10/11/19 (3-2 L)	12/20/16 (4-3 W)	10/11/19 (3-2 L)

YEAR BY YEAR

	HOME					AWAY					OVERALL				
	GP	W	L	T	OTL	GP	W	L	T	OTL	GP	W	L	T	OTL
1993-94	2	1	1	0	-	2	1	1	0	-	4	2	2	0	-
1994-95	1	0	1	0	-	2	0	2	0	-	3	0	3	0	-
1995-96	2	2	0	0	-	2	0	2	0	-	4	2	2	0	-
1996-97	2	2	0	0	-	2	0	1	1	-	4	2	1	1	-
1997-98	2	0	2	0	-	2	1	1	0	-	4	1	3	0	-
1998-99	2	1	1	0	-	3	0	2	1	-	5	1	3	1	-
1999-00	2	1	1	0	0	2	1	0	0	1	4	2	1	0	1
2000-01	2	1	1	0	0	2	0	2	0	0	4	1	3	0	0
2001-02	2	1	1	0	0	2	1	1	0	0	4	2	2	0	0
2002-03	2	0	1	1	0	2	1	1	0	0	4	1	2	1	0
2003-04	2	1	1	0	0	2	0	1	1	0	4	1	2	1	0
2005-06	2	2	0	-	0	2	1	1	-	0	4	3	1	-	0
2006-07	2	1	1	-	0	2	0	1	-	1	4	1	2	-	1
2007-08	2	0	2	-	0	2	1	1	-	0	4	1	3	-	0
2008-09	2	1	0	-	1	2	0	2	-	0	4	1	2	-	1
2009-10	2	0	2	-	0	2	1	1	-	0	4	1	3	-	0
2010-11	2	1	0	-	1	2	1	1	-	0	4	2	1	-	1
2011-12	2	1	1	-	0	2	1	0	-	1	4	2	1	-	1
2012-13	2	1	0	-	1	1	1	0	-	0	3	2	0	-	1
2013-14	2	1	1	-	0	2	2	0	-	0	4	3	1	-	0
2014-15	2	2	0	-	0	3	2	0	-	1	5	4	0	-	1
2015-16	2	1	1	-	0	2	2	0	-	0	4	3	1	-	0
2016-17	2	2	0	-	0	2	0	2	-	0	4	2	2	-	0
2017-18	2	2	0	-	0	2	2	0	-	0	4	4	0	-	0
2018-19	2	2	0	-	0	2	1	1	-	0	4	3	1	-	0
2019-20	1	0	1	-	0	2	0	1	-	1	3	0	2	-	1
TOTALS	50	27	19	1	3	53	20	25	3	5	103	47	44	4	8



CALGARY FLAMES

SCOTIABANK SADDLEDOME

555 Saddledome Rise SE
Calgary, AB | 403.777.4636
www.CalgaryFlames.com

Entered NHL: 1972-73 Season
(Atlanta)

General Manager: Brad Treliving

Head Coach: Geoff Ward

Assistant Coaches: Ryan Huska, Martin
Gelinas, Ray Edwards

Goaltending Coach: Jordan Sigalet

Assistant Coach, Video: Jamie Pringle

2019-20 RESULTS

Oct. 24: Panthers at Flames (6-5 L
[Shootout])
Mar. 1: Panthers vs. Flames (3-0 L)

FAST FACTS

	OVERALL	HOME	AWAY
Last Win	2/14/19	2/14/19	1/9/15
Last Loss	3/1/20	3/1/20	10/24/19
Overtime Record	0-1-2	0-1-1	0-2-3
Shutouts by FLA	2	1	1
Last Time	10/14/10 (3-0)	11/9/02 (3-0)	10/14/10 (3-0)
Shutouts of FLA	3	1	2
Last Time	3/1/20 (3-0)	3/1/20 (3-0)	1/13/16 (6-0)
Shootout Record	3-3	2-2	1-1
Last Time	10/24/19 (6-5 L)	10/24/19 (6-5 L)	11/22/13(4-3 L)

YEAR BY YEAR

	HOME					AWAY					OVERALL				
	GP	W	L	T	OTL	GP	W	L	T	OTL	GP	W	L	T	OTL
1993-94	1	1	0	0	-	1	0	1	0	-	2	1	1	0	-
1994-95	DID NOT PLAY					DID NOT PLAY					DID NOT PLAY				
1995-96	1	1	0	0	-	1	0	1	0	-	2	1	1	0	-
1996-97	1	0	1	0	-	1	1	0	0	-	2	1	1	0	-
1997-98	1	0	1	0	-	1	0	0	1	-	2	0	1	1	-
1998-99	1	0	1	0	-	1	1	0	0	-	2	1	1	0	-
1999-00	1	0	0	0	1	1	1	0	0	0	2	1	0	0	1
2000-01	1	0	0	1	0	0	0	0	0	0	1	0	0	1	0
2001-02	1	0	0	1	0	1	0	1	0	0	2	0	1	1	0
2002-03	1	1	0	0	0	0	0	0	0	0	1	1	0	0	0
2003-04	0	0	0	0	0	1	0	1	0	0	1	0	1	0	0
2005-06	DID NOT PLAY					DID NOT PLAY					DID NOT PLAY				
2006-07	0	0	0	-	0	1	0	0	-	1	1	0	0	-	1
2007-08	1	0	0	-	1	0	0	0	-	0	1	0	0	-	1
2008-09	0	0	0	-	0	1	1	0	-	0	1	1	0	-	0
2009-10	1	0	1	-	0	0	0	0	-	0	1	0	1	-	0
2010-11	0	0	0	-	0	1	1	0	-	0	1	1	0	-	0
2011-12	1	1	0	-	0	0	0	0	-	0	1	1	0	-	0
2012-13	DID NOT PLAY					DID NOT PLAY					DID NOT PLAY				
2013-14	4	4	0	-	0	1	0	0	-	1	2	0	1	-	1
2014-15	1	0	1	-	0	1	1	0	-	0	2	1	1	-	0
2015-16	1	1	0	-	0	1	0	1	-	0	2	1	1	-	0
2016-17	1	0	1	-	0	1	0	1	-	0	2	0	2	-	0
2017-18	1	0	1	-	0	1	1	0	-	0	2	1	1	-	0
2018-19	1	1	0	-	0	1	0	1	-	0	2	1	1	-	0
2019-20	1	0	1	-	0	1	0	0	-	1	2	0	1	-	1
TOTALS	19	6	9	2	2	18	7	7	1	3	37	13	16	3	5



COLORADO AVALANCHE

PEPSI CENTER

1000 Chopper Cir.
Denver, CO | 303.405.1100
www.ColoradoAvalanche.com

Entered NHL: 1979-80 (Quebec)

Executive Vice President/General

Manager/Alternate Governor: Joe Sakic

Head Coach: Jared Bednar

Assistant Coaches: Ray Bennett, Nolan Pratt

Goaltending Coach: Jussi Parkkila

Video Coach: Brett Heimlich

2019-20 RESULTS

Oct. 18: Panthers vs. Avalanche (5-4 L [OT])

Oct. 30: Panthers at Avalanche (4-3 W [OT])

FAST FACTS

	OVERALL	HOME	AWAY
Last Win	10/30/19 [OT]	10/22/17	10/30/19 [OT]
Last Loss	10/18/19 [OT]	10/18/19 [OT]	12/14/17
Overtime Record	4-5-3	1-2-0	3-3-3
Shutouts by FLA	1	1	Never
Last Time	2/21/08 (3-0)	2/21/08 (3-0)	Never
Shutouts of FLA	1	Never	1
Last Time	3/11/10	Never	3/11/10
Shootout Record	1-1	1-1	Never
Last Time	12/2/09 (6-5 W)	12/2/09 (6-5 W)	Never

YEAR BY YEAR

	HOME					AWAY					OVERALL				
	GP	W	L	T	OTL	GP	W	L	T	OTL	GP	W	L	T	OTL
1993-94	2	0	2	0	-	2	1	0	1	-	4	1	2	1	-
1994-95	2	1	1	0	-	1	0	1	0	-	3	1	2	0	-
1995-96	1	0	1	0	-	1	0	0	1	-	2	0	1	1	-
1996-97	1	0	1	0	-	1	1	0	0	-	2	1	1	0	-
1997-98	1	0	1	0	-	1	0	1	0	-	2	0	2	0	-
1998-99	1	0	1	0	-	1	0	0	1	-	2	0	1	1	-
1999-00	0	0	0	0	0	1	1	0	0	0	1	1	0	0	0
2000-01	1	0	1	0	0	1	0	1	0	0	2	0	2	0	0
2001-02	0	0	0	0	0	1	0	1	0	0	1	0	1	0	0
2002-03	1	0	1	0	0	1	1	0	0	0	2	1	1	0	0
2003-04	1	0	1	0	0	0	0	0	0	0	1	0	1	0	0
2005-06	DID NOT PLAY					DID NOT PLAY					DID NOT PLAY				
2006-07	0	0	0	-	0	1	0	0	-	1	1	0	0	-	1
2007-08	1	0	0	-	1	0	0	0	-	0	1	0	0	-	1
2008-09	1	1	0	-	0	0	0	0	-	0	1	1	0	-	0
2009-10	1	1	0	-	0	1	0	1	-	0	2	1	1	-	0
2010-11	1	1	0	-	0	0	0	0	-	0	1	1	0	-	0
2011-12	0	0	0	-	0	1	0	0	-	1	1	0	0	-	1
2012-13	DID NOT PLAY					DID NOT PLAY					DID NOT PLAY				
2013-14	1	0	1	-	0	1	1	0	-	0	2	1	1	-	0
2014-15	1	0	1	-	0	1	1	0	-	0	2	1	1	-	0
2015-16	1	1	0	-	0	1	0	1	-	0	1	1	1	-	0
2016-17	1	1	0	-	0	1	1	0	-	0	2	2	0	-	0
2017-18	1	0	1	-	0	1	0	1	-	0	2	0	2	-	0
2018-19	1	0	1	-	0	1	1	0	-	0	2	0	2	-	0
2019-20	1	0	0	-	1	1	1	0	-	0	2	1	0	-	1
TOTALS	22	6	14	0	2	21	9	7	3	2	43	15	21	3	4



EDMONTON OILERS

ROGERS PLACE

10220 104 Ave. NW
Edmonton, AB | 780.414.4000
www.EdmontonOilers.com

Entered NHL: 1979-80

President of Hockey Operations &

General Manager: Ken Holland

Head Coach: Dave Tippett

Associate Coach: Jim Playfair

Assistant Coaches: Glen Gulutzan, Brian Wiseman

Goaltending Coaches: Dustin Schwartz, Sylvain Rodrigue

Video Coach: Jeremy Coupal

2019-20 RESULTS

Oct. 27: Panthers at Oilers (6-2 W)

Feb. 15: Panthers vs. Oilers (4-1 L)

FAST FACTS

	OVERALL	HOME	AWAY
Last Win	10/27/19	11/8/19	10/27/19
Last Loss	2/15/20	2/15/20	1/10/19 [S0]
Overtime Record	0-2-3	0-1-2	0-1-1
Shutouts by FLA	1	Never	1
Last Time	12/11/08 (2-0)	Never	12/11/08 (2-0)
Shutouts of FLA	3	2	1
Last Time	12/7/02 (4-0)	12/7/02 (4-0)	1/15/97 (4-0)
Shootout Record	0-5	0-4	0-1
Last Time	1/10/19 (4-3 L)	1/17/15 (3-2 L)	1/10/19 (4-3 L)

YEAR BY YEAR

	HOME					AWAY					OVERALL				
	GP	W	L	T	OTL	GP	W	L	T	OTL	GP	W	L	T	OTL
1993-94	1	0	0	1	-	1	1	0	0	-	2	1	0	1	-
1994-95		DID NOT PLAY					DID NOT PLAY					DID NOT PLAY			
1995-96	1	1	0	0	-	1	1	0	0	-	2	2	0	0	-
1996-97	1	1	0	0	-	1	0	1	0	-	2	1	1	0	-
1997-98	1	0	1	0	-	1	0	1	0	-	2	0	2	0	-
1998-99	1	1	0	0	-	0	0	0	0	-	1	1	0	0	-
1999-00	1	1	0	0	0	1	0	0	1	0	2	1	0	1	0
2000-01	1	0	0	1	0	0	0	0	0	0	1	0	0	1	0
2001-02	1	1	0	0	0	1	0	1	0	0	2	1	1	0	0
2002-03	1	0	1	0	0	0	0	0	0	0	1	0	1	0	0
2003-04	0	0	0	0	0	1	0	1	0	0	1	0	1	0	0
2005-06		DID NOT PLAY					DID NOT PLAY					DID NOT PLAY			
2006-07	0	0	0	-	0	1	0	1	-	0	1	0	1	-	0
2007-08	1	0	0	-	1	0	0	0	-	0	1	0	0	-	1
2008-09	0	0	0	-	0	1	1	0	-	0	1	1	0	-	0
2009-10	1	0	0	-	1	0	0	0	-	0	1	0	0	-	1
2010-11	0	0	0	-	0	1	0	1	-	0	1	0	1	-	0
2011-12	1	0	0	-	1	0	0	0	-	0	1	0	0	-	1
2012-13		DID NOT PLAY					DID NOT PLAY					DID NOT PLAY			
2013-14	1	0	0	-	1	1	0	1	-	0	2	0	1	-	1
2014-15	1	0	0	-	1	1	1	0	-	0	2	1	0	-	1
2015-16	1	0	1	-	0	1	1	0	-	0	2	1	1	-	0
2016-17	1	0	1	-	0	1	0	0	-	1	2	0	1	-	1
2017-18	1	0	1	-	0	1	1	0	-	0	2	1	1	-	0
2018-19	1	1	0	-	0	1	0	0	-	1	2	1	0	-	1
2019-20	1	0	1	-	0	1	1	0	-	0	2	1	1	-	0
TOTALS	19	6	6	2	5	17	7	7	1	2	36	13	13	3	7



LOS ANGELES KINGS

STAPLES CENTER

1111 S. Figueroa St.
Los Angeles, CA | 213.742.7100
www.LAKings.com

Entered NHL: 1967-68 Season

Vice President / General Manager: Rob Blake

Head Coach: Todd McLellan

Assistant Coach: Trent Yawney, Marco Sturm

Goaltending Coach: Bill Ranford

2019-20 RESULTS

Jan. 16: Panthers vs. Kings (4-3 W)

Feb. 20: Panthers at Kings (5-4 L)

FAST FACTS

	OVERALL	HOME	AWAY
Last Win	1/16/20	1/16/20	3/16/19
Last Loss	2/20/20	2/9/18	2/20/20
Overtime Record	0-0-3	0-0-3	Never
Shutouts by FLA	1	Never	1
Last Time	1/4/97 (5-0)	Never	1/4/97 (5-0)
Shutouts of FLA	4	2	2
Last Time	11/18/17 (4-0 L)	10/13/13 (3-0)	11/18/17 (4-0 L)
Shootout Record	0-1	0-1	Never
Last Time	11/16/09 (4-3 W)	11/16/09 (4-3 W)	Never

YEAR BY YEAR

	HOME					AWAY					OVERALL				
	GP	W	L	T	OTL	GP	W	L	T	OTL	GP	W	L	T	OTL
1993-94	1	0	0	1	-	1	1	0	0	-	2	1	0	-	-
1994-95	DID NOT PLAY					DID NOT PLAY					DID NOT PLAY				
1995-96	1	1	0	0	-	1	0	1	0	-	2	1	1	0	-
1996-97	1	1	0	0	-	1	1	0	0	-	2	2	0	0	-
1997-98	1	0	0	1	-	1	0	1	0	-	2	0	1	1	-
1998-99	1	0	0	1	-	1	0	1	0	-	2	0	1	1	-
1999-00	1	1	0	0	0	1	0	1	0	0	2	1	1	0	0
2000-01	0	0	0	0	0	1	1	0	0	0	1	1	0	0	0
2001-02	1	1	0	0	0	1	0	1	0	0	2	1	1	0	0
2002-03	0	0	0	0	0	1	1	0	0	0	1	1	0	0	0
2003-04	1	0	1	0	0	0	0	0	0	0	1	0	1	-	0
2005-06	0	0	0	-	0	1	0	1	-	0	1	0	1	-	0
2006-07	1	0	1	-	0	0	0	0	-	0	1	0	1	-	0
2007-08	DID NOT PLAY					DID NOT PLAY					DID NOT PLAY				
2008-09	0	0	0	-	0	1	0	1	-	0	1	0	1	-	0
2009-10	1	0	0	-	1	0	0	0	-	0	1	0	0	-	1
2010-11	0	0	0	-	0	1	0	1	-	0	1	0	1	-	0
2011-12	1	1	0	-	0	1	0	1	-	0	2	1	1	-	0
2012-13	DID NOT PLAY					DID NOT PLAY					DID NOT PLAY				
2013-14	1	0	1	-	0	1	0	1	-	0	2	0	2	-	0
2014-15	1	1	0	-	0	1	0	1	-	0	2	1	1	-	0
2015-16	1	0	1	-	0	1	0	1	-	0	2	0	2	-	0
2016-17	1	0	1	-	0	1	1	0	-	0	2	1	1	-	0
2017-18	1	0	1	-	0	1	0	1	-	0	2	0	2	-	0
2018-19	1	1	0	-	0	1	1	0	-	0	2	2	0	-	0
2019-20	1	1	0	-	0	1	0	1	-	0	2	1	1	-	0
TOTALS	18	8	6	3	1	20	6	14	0	0	38	14	20	3	1



MINNESOTA WILD

XCEL ENERGY CENTER

199 W Kellogg Blvd
St. Paul, MN | 651.265.4800
www.MinnesotaWild.com

Entered NHL: 2000-01

General Manager: Bill Guerin

Head Coach: Dean Evason

Assistant Coaches: Bob Woods, Darby

Hendrickson, Brett McLean

Goaltending Coach: Frederic Chabot

Video Coach: Jonas Plumb

2019-20 RESULTS

Dec. 3: Panthers vs. Wild (4-2 L)

Jan. 20: Panthers at Wild (5-4 W)

FAST FACTS

	OVERALL	HOME	AWAY
Last Win	1/20/20	3/8/19	1/20/20
Last Loss	12/3/19	12/3/19	12/13/18
Overtime Record	0-1-1	Never	0-1-1
Shutouts by FLA	1	Never	1
Last Time	10/22/00 (0-0)	Never	10/22/00 (0-0)
Shutouts of FLA	2	Never	2
Last Time	11/29/01 (6-0)	Never	11/29/01 (6-0)
Shootout Record	2-1	1-1	1-0
Last Time	10/19/13 (2-1 W)	10/19/13 (2-1 W)	3/9/10 (3-2 W)

YEAR BY YEAR

	HOME					AWAY					OVERALL				
	GP	W	L	T	OTL	GP	W	L	T	OTL	GP	W	L	T	OTL
2000-01	1	1	0	0	0	1	0	0	1	0	2	1	0	1	0
2001-02	0	0	0	0	0	1	0	1	0	0	1	0	1	0	0
2002-03	1	0	1	0	0	1	0	1	0	0	2	0	2	0	0
2003-04	1	0	1	0	0	0	0	0	0	0	1	0	1	0	0
2005-06	DID NOT PLAY					DID NOT PLAY					DID NOT PLAY				
2006-07	0	0	0	-	0	1	0	1	-	0	1	0	1	-	0
2007-08	1	0	1	-	0	0	0	0	-	0	1	0	1	-	0
2008-09	1	0	1	-	0	0	0	0	-	0	1	0	1	-	0
2009-10	0	0	0	-	0	1	1	0	-	0	1	1	0	-	0
2010-11	1	1	0	-	0	0	0	0	-	0	1	1	0	-	0
2011-12	1	0	0	-	1	1	0	0	-	1	2	0	0	-	2
2012-13	DID NOT PLAY					DID NOT PLAY					DID NOT PLAY				
2013-14	1	1	0	-	0	1	0	1	-	0	2	1	1	-	0
2014-15	1	0	1	-	0	1	0	1	-	0	2	0	2	-	0
2015-16	1	1	0	-	0	1	0	1	-	0	2	1	1	-	0
2016-17	1	0	1	-	0	1	0	1	-	0	2	0	2	-	0
2017-18	1	1	0	-	0	1	0	1	-	0	2	1	1	-	0
2018-19	1	1	0	-	0	1	0	1	-	0	2	1	1	-	0
2019-20	1	0	1	-	0	1	1	0	-	0	2	1	1	-	0
TOTALS	14	6	7	0	1	13	2	9	1	1	27	8	16	1	2



MONTREAL CANADIENS

BELL CENTRE

1909 Avenue des
Canadiens-de-Montreal
Montreal, QC | 514.932.2582
www.MontrealCanadiens.com

Entered NHL: 1917-18 Season

Executive Vice President & GM: Marc
Bergevin

Head Coach: Claude Julien

Associate Coach: Kirk Muller

Assistant Coaches: Dominique
Ducharme, Luke Richardson

Goaltending Coach: Stephane Waite

Video Coach: Mario Leblanc

2019-20 RESULTS

Dec. 29: Panthers vs. Canadiens (6-5 W)

Feb. 1: Panthers at Canadiens (4-0 L)

Mar. 7: Panthers vs. Canadiens (4-1 W)

FAST FACTS

	OVERALL	HOME	AWAY
Last Win	3/7/20	3/7/20	3/19/18
Last Loss	2/1/20	12/28/18	2/1/20
Overtime Record	3-8-6	1-4-3	2-4-3
Shutouts by FLA	6	2	4
Last Time	3/19/18 (2-0)	3/8/18 (5-0)	3/19/18 (2-0)
Shutouts of FLA	10	3	6
Last Time	2/1/20 (4-0)	2/14/13 (1-0)	2/1/20 (4-0)
Shootout Record	3-3	0-1	3-2
Last Time	2/19/15 (3-2 W)	12/30/14 (2-1 L)	2/19/15 (3-2 W)

YEAR BY YEAR

	HOME					AWAY					OVERALL				
	GP	W	L	T	OTL	GP	W	L	T	OTL	GP	W	L	T	OTL
1993-94	2	1	0	1	-	2	2	0	0	-	4	3	0	1	-
1994-95	2	0	1	1	-	1	1	0	0	-	3	1	1	1	-
1995-96	2	1	1	0	-	2	0	2	0	-	4	1	3	0	-
1996-97	2	1	1	0	-	2	1	0	1	-	4	2	1	1	-
1997-98	2	1	1	0	-	2	0	2	0	-	4	1	3	0	-
1998-99	2	2	0	0	-	2	1	1	0	-	4	3	1	0	-
1999-00	2	2	0	0	0	2	1	1	0	0	4	3	1	0	0
2000-01	2	0	1	1	0	2	1	0	1	0	4	1	1	2	0
2001-02	2	1	1	0	0	2	1	0	0	1	4	2	1	0	1
2002-03	2	0	2	0	0	2	1	1	0	0	4	1	3	0	0
2003-04	2	2	0	0	0	2	1	0	1	0	4	3	0	1	0
2005-06	2	1	1	-	0	2	0	0	-	2	4	1	1	-	2
2006-07	2	2	0	-	0	2	1	0	-	1	4	3	0	-	1
2007-08	2	0	1	-	1	2	2	0	-	0	4	2	1	-	1
2008-09	2	1	1	-	0	2	0	1	-	1	4	1	2	-	1
2009-10	2	1	1	-	0	2	0	2	-	0	4	1	3	-	0
2010-11	2	0	1	-	1	2	1	1	-	0	4	1	2	-	1
2011-12	2	2	0	-	0	2	2	0	-	0	4	4	0	-	0
2012-13	2	0	1	-	1	1	0	1	-	0	3	0	2	-	1
2013-14	2	1	1	-	0	2	1	1	-	0	4	2	2	-	0
2014-15	3	0	2	-	1	2	1	0	-	1	5	1	2	-	2
2015-16	2	2	0	-	0	2	2	0	-	0	4	4	0	-	0
2016-17	2	0	1	-	1	2	1	1	-	0	4	1	2	-	1
2017-18	2	2	0	-	0	2	1	1	-	0	4	3	1	-	0
2018-19	2	1	1	-	0	2	0	2	-	0	4	1	3	-	0
2019-20	2	2	0	-	0	1	0	1	-	0	3	2	1	-	0
TOTALS	53	26	19	3	5	49	22	18	3	6	102	48	37	6	11



NEW JERSEY DEVILS

PRUDENTIAL CENTER

25 Lafayette St.
Newark, NJ | 973.757.6100
www.NewJerseyDevils.com

Entered NHL: 1974-75 (Kansas City)

Executive Vice President & General

Mangauer: Tom Fitzgerald

Head Coach: Lindy Ruff

Assistant Coach: Alain Nasreddine, Mark Recchi, Chris Taylor, Rick Kowalsky

Goaltending Coach: Dave Rogalski

2019-20 RESULTS

Oct. 14: Panthers at Devils (6-4 W)

Feb. 11: Panthers at Devils (5-3 W)

FAST FACTS

	OVERALL	HOME	AWAY
Last Win	2/11/20	11/26/18	2/11/20
Last Loss	4/6/19 [OT]	4/6/19 [OT]	10/27/18
Overtime Record	8-6-7	3-3-4	2-3-3
Shutouts by FLA	5	5	Never
Last Time	2/17/09 (4-0)	2/17/09 (4-0)	Never
Shutouts of FLA	6	1	5
Last Time	1/20/10 (2-0)	12/22/00 (2-0)	1/20/10 (2-0)
Shootout Record	0-2	0-2	Never
Last Time	12/13/11 (2-3 L)	12/13/11 (2-3 L)	Never

YEAR BY YEAR

	HOME					AWAY					OVERALL				
	GP	W	L	T	OTL	GP	W	L	T	OTL	GP	W	L	T	OTL
1993-94	3	0	1	2	-	2	0	2	0	-	5	0	3	2	-
1994-95	2	1	1	0	-	2	0	2	0	-	4	1	3	0	-
1995-96	3	3	0	0	-	3	2	1	0	-	6	5	1	0	-
1996-97	2	1	0	1	-	3	1	1	1	-	5	2	1	2	-
1997-98	3	1	2	0	-	2	1	0	1	-	5	2	2	1	-
1998-99	2	0	1	1	-	2	0	1	1	-	4	0	2	2	-
1999-00	2	1	1	0	0	2	0	1	0	1	4	1	2	0	1
2000-01	2	0	2	0	0	2	0	1	0	1	4	0	3	0	1
2001-02	2	0	2	0	0	2	1	1	0	0	4	1	3	0	0
2002-03	2	0	2	0	0	2	1	1	0	0	4	1	3	0	0
2003-04	2	0	1	0	1	2	1	1	0	0	4	1	2	0	1
2005-06	2	1	1	-	-	2	0	2	-	0	4	1	3	-	0
2006-07	2	1	0	-	1	2	0	2	-	0	4	1	2	-	1
2007-08	2	1	1	-	0	2	1	1	-	0	4	2	2	-	0
2008-09	2	1	0	-	1	2	0	2	-	0	4	1	2	-	1
2009-10	2	1	1	-	0	2	1	1	-	0	4	2	2	-	0
2010-11	2	1	1	-	0	2	1	1	-	0	4	2	2	-	0
2011-12	2	1	0	-	1	2	1	1	-	0	4	2	1	-	1
2012-13	1	1	0	-	0	2	0	2	-	0	3	1	2	-	0
2013-14	1	1	0	-	0	2	0	1	-	1	3	1	1	-	1
2014-15	2	1	1	-	0	1	0	1	-	0	3	1	2	-	0
2015-16	1	1	0	-	0	2	1	1	-	0	3	2	1	-	0
2016-17	2	2	0	-	0	1	1	0	-	0	3	3	0	-	0
2017-18	1	1	0	-	0	2	1	1	-	0	3	2	1	-	0
2018-19	2	1	0	-	1	1	0	1	-	0	3	1	1	-	1
2019-20	0	0	0	-	0	2	2	0	-	0	2	2	0	-	0
TOTALS	49	22	18	4	5	51	16	29	3	3	100	38	47	7	8



NEW YORK ISLANDERS

BARCLAYS CENTER

620 Atlantic Ave
Brooklyn, NY | 917.618.6100
www.NewYorkIslanders.com

NYCB LIVE

1255 Hempstead Turnpike
Uniondale, NY | 516.231.4848

Entered NHL: 1972-73

President and General Manager:

Lou Lamoriello

Head Coach: Barry Trotz

Associate Coach: Lane Lambert

Assistant Coaches: John Gruden, Jim Hiller

Goaltending Coach: Piero Greco

2019-20 RESULTS

Oct. 12: Panthers at Islanders (3-2 L [Shootout])

Nov. 9: Panthers at Islanders (2-1 L)

Dec. 12: Panthers vs. Islanders (3-1 L)

FAST FACTS

	OVERALL	HOME	AWAY
Last Win	11/10/19	11/10/19	10/24/18 [OT]
Last Loss	12/12/19	12/12/19	11/9/19
Overtime Record	4-4-8	1-1-6	3-3-2
Shootouts by FLA	8	4	4
Last Time	3/26/18 (3-0)	1/31/10 (2-0)	3/26/18 (3-0)
Shootouts of FLA	3	2	1
Last Time	10/6/01 (3-0)	10/6/01 (3-0)	2/15/97 (1-0)
Shootout Record	3-9	3-5	0-4
Last Time	10/12/19 (3-2 L)	4/4/19 (2-1 L)	10/12/19 (3-2 L)

YEAR BY YEAR

	HOME					AWAY					OVERALL				
	GP	W	L	T	OTL	GP	W	L	T	OTL	GP	W	L	T	OTL
1993-94	2	2	0	0	-	3	3	0	0	-	5	5	0	0	-
1994-95	2	0	2	0	-	2	0	1	1	-	4	0	3	1	-
1995-96	3	2	1	0	-	2	1	0	1	-	5	3	1	1	-
1996-97	3	2	0	1	-	3	1	2	0	-	6	3	2	1	-
1997-98	2	0	0	2	-	3	2	1	0	-	5	2	1	2	-
1998-99	3	2	1	0	-	2	1	1	0	-	5	3	2	0	-
1999-00	2	2	0	0	0	2	1	1	0	0	4	3	1	0	0
2000-01	2	0	2	0	0	2	1	1	0	0	4	1	3	0	0
2001-02	2	0	1	1	0	2	1	1	0	0	4	1	2	1	0
2002-03	2	0	0	2	0	2	0	1	0	1	4	0	1	2	1
2003-04	2	1	1	0	0	2	0	2	0	0	4	1	3	0	0
2005-06	2	1	1	-	0	2	1	0	-	1	4	2	1	-	1
2006-07	2	1	1	-	0	2	0	0	-	2	4	1	1	-	2
2007-08	2	2	0	-	0	2	2	0	-	0	4	4	0	-	0
2008-09	2	2	0	-	0	2	0	2	-	0	4	2	2	-	0
2009-10	2	2	0	-	0	2	1	0	-	1	4	3	0	-	1
2010-11	2	1	0	-	1	2	1	1	-	0	4	2	1	-	1
2011-12	2	1	0	-	1	2	2	0	-	0	4	3	0	-	1
2012-13	1	0	1	-	0	2	0	2	-	0	3	0	3	-	0
2013-14	1	1	0	-	0	2	1	1	-	0	3	2	1	-	0
2014-15	2	1	0	-	1	1	1	0	-	0	3	2	0	-	1
2015-16	1	1	0	-	0	2	1	1	-	0	3	2	1	-	0
2016-17	2	1	1	-	0	1	1	0	-	0	3	2	1	-	0
2017-18	1	0	0	-	1	2	2	0	-	0	3	2	0	-	1
2018-19	2	1	0	-	1	1	1	0	-	0	3	2	0	-	1
2019-20	1	0	1	-	0	2	0	1	-	1	3	0	2	-	1
TOTALS	50	26	13	6	5	52	25	19	2	6	102	51	32	8	11



NEW YORK RANGERS

MADISON SQUARE GARDEN

2 Pennsylvania Plaza
New York, NY | 212.465.6486
www.NewYorkRangers.com

Entered NHL: 1926-27 Season

General Manager: Jeff Gorton

Head Coach: David Quinn

Assistant Coaches: Greg Brown, Jacques Martin, David Oliver

Assistant Coach & Goaltending Coach:

Benoit Allaire

Video Coach: Jerry Dineen

2019-20 RESULTS

Nov. 10: Panthers at Rangers (6-5 W
[Shootout])

Nov. 16: Panthers vs. Rangers (4-3 W)

FAST FACTS

	OVERALL	HOME	AWAY
Last Win	11/16/19	11/16/19	11/10/19 [S0]
Last Loss	12/8/18 [S0]	12/8/18 [S0]	11/17/18
Overtime Record	1-5-6	1-3-2	0-2-4
Shutouts by FLA	6	3	2
Last Time	1/2/16 (3-0)	1/2/16 (3-0)	11/30/08 (4-0)
Shutouts of FLA	9	3	6
Last Time	3/22/11 (1-0)	11/26/10 (3-0)	3/22/11 (1-0)
Shootout Record	7-6	4-6	3-0
Last Time	11/10/19 (6-5 W)	12/8/18 (5-4 L)	11/10/19 (6-5 W)

YEAR BY YEAR

	HOME					AWAY					OVERALL				
	GP	W	L	T	OTL	GP	W	L	T	OTL	GP	W	L	T	OTL
1993-94	3	2	1	0	-	2	0	2	0	-	5	2	3	0	-
1994-95	2	0	2	0	-	2	1	0	1	-	4	1	2	1	-
1995-96	2	1	1	0	-	3	1	1	1	-	5	2	2	1	-
1996-97	3	2	0	1	-	3	1	1	1	-	6	3	1	2	-
1997-98	3	0	3	0	-	2	1	0	1	-	5	1	3	1	-
1998-99	2	1	1	0	-	2	1	1	0	-	4	2	2	0	-
1999-00	2	2	0	0	0	2	1	1	0	0	4	3	1	0	0
2000-01	2	1	1	0	0	2	0	2	0	0	4	1	3	0	0
2001-02	2	0	2	0	0	2	1	1	0	0	4	1	3	0	0
2002-03	2	0	1	0	1	2	1	1	0	0	4	1	2	0	1
2003-04	2	1	0	1	0	2	0	2	0	0	4	1	2	1	0
2005-06	2	1	0	-	1	2	0	2	-	0	4	1	2	-	1
2006-07	2	1	0	-	1	2	1	1	-	0	4	2	1	-	1
2007-08	2	2	0	-	0	2	0	2	-	0	4	2	2	-	0
2008-09	2	1	0	-	1	2	2	0	-	0	4	3	0	-	1
2009-10	2	0	1	-	1	2	1	1	-	0	4	1	2	-	1
2010-11	2	1	1	-	0	2	1	1	-	0	4	2	2	-	0
2011-12	2	1	1	-	0	2	0	1	-	1	4	1	2	-	1
2012-13	1	1	0	-	0	2	1	1	-	0	3	2	1	-	0
2013-14	2	0	1	-	1	1	0	1	-	0	3	0	2	-	1
2014-15	1	0	1	-	0	2	0	2	-	0	3	0	3	-	0
2015-16	2	1	0	-	1	1	0	1	-	0	3	1	1	-	1
2016-17	1	0	1	-	0	2	2	0	-	0	3	2	1	-	0
2017-18	2	1	0	-	1	1	1	0	-	0	3	2	0	-	1
2018-19	1	0	0	-	1	2	0	2	-	0	3	0	2	-	1
2019-20	1	1	0	-	0	1	1	0	-	0	2	2	0	-	0
TOTALS	50	21	18	2	9	50	18	27	4	1	100	39	45	6	10



OTTAWA SENATORS

CANADIAN TIRE CENTRE

1000 Palladium Dr.
Ottawa, ON | 613.599.0100
www.OttawaSenators.com

Entered NHL: 1992-93 Season

General Manager: Pierre Dorion

Head Coach: D.J. Smith

Associate Coach: Jack Capuano

Assistant Coaches: Davis Payne, Bob Jones

Goaltending Coach: Pierre Groulx

Video Coach: Michael King

2019-20 RESULTS

Dec. 16: Panthers vs. Senators (6-1 W)

Jan. 2: Panthers at Senators (6-3 W)

FAST FACTS

	OVERALL	HOME	AWAY
Last Win	1/2/20	12/16/19	1/2/20
Last Loss	3/3/19	3/3/19	3/29/18 [OT]
Overtime Record	2-5-3	0-1-1	2-4-2
Shutouts by FLA	4	2	2
Last Time	12/23/17	12/23/17	1/9/10 (3-0)
Shutouts of FLA	8	3	5
Last Time	12/3/16 (2-0 L)	10/13/14 (1-0)	12/3/16 (2-0 L)
Shootout Record	2-0	2-0	Never
Last Time	12/22/15	12/22/15	Never

YEAR BY YEAR

	HOME					AWAY					OVERALL				
	GP	W	L	T	OTL	GP	W	L	T	OTL	GP	W	L	T	OTL
1993-94	2	1	0	1	-	2	2	0	0	-	4	3	0	1	-
1994-95	2	2	0	0	-	2	2	0	0	-	4	4	0	0	-
1995-96	2	2	0	0	-	2	1	1	0	-	4	3	1	0	-
1996-97	2	1	1	0	-	2	0	1	1	-	4	1	2	1	-
1997-98	2	0	2	0	-	2	0	1	1	-	4	0	3	1	-
1998-99	2	1	1	0	-	2	2	0	0	-	4	3	1	0	-
1999-00	2	1	1	0	0	2	0	2	0	0	4	1	3	0	0
2000-01	2	1	0	0	1	2	0	2	0	0	4	1	2	0	1
2001-02	2	0	2	0	0	2	1	1	0	0	4	1	3	0	0
2002-03	2	0	2	0	0	2	1	0	0	1	4	1	2	0	1
2003-04	2	0	2	0	0	2	1	0	0	1	4	1	2	0	1
2005-06	2	1	1	-	0	2	1	1	-	0	4	2	2	-	0
2006-07	2	0	2	-	0	2	0	2	-	0	4	0	4	-	0
2007-08	2	1	1	-	0	2	0	2	-	0	4	1	3	-	0
2008-09	2	1	1	-	0	2	2	0	-	0	4	3	1	-	0
2009-10	2	0	2	-	0	2	1	1	-	0	4	1	3	-	0
2010-11	2	0	2	-	0	2	0	2	-	0	4	0	4	-	0
2011-12	2	1	1	-	0	2	0	1	-	1	4	1	2	-	1
2012-13	2	1	1	-	0	1	0	1	-	0	3	1	2	-	0
2013-14	2	1	1	-	0	2	1	1	-	0	4	2	2	-	0
2014-15	2	1	1	-	0	2	1	1	-	0	4	2	2	-	0
2015-16	3	2	1	-	0	2	1	1	-	0	5	3	2	-	0
2016-17	2	1	1	-	0	2	1	1	-	0	4	2	2	-	0
2017-18	2	1	1	-	0	2	1	0	-	1	4	2	1	-	1
2018-19	2	1	1	-	0	2	2	0	-	1	4	3	1	-	0
2019-20	1	1	0	-	0	1	1	0	-	0	2	2	0	-	0
TOTALS	52	22	28	1	1	50	22	22	2	4	102	44	50	3	5



PHILADELPHIA FLYERS

WELLS FARGO CENTER

3601 S. Broad St.
Philadelphia, PA | 215.465.4500
www.PhiladelphiaFlyers.com

Entered NHL: 1967-68 Season

President, Hockey Ops & General

Manager, Alternate Governor: Chuck
Fletcher

Head Coach: Alain Vigneault

Assistant Coaches: Michel Therrien, Ian
Laperriere, Mike Yeo

Goaltending Coach: Kim Dillabaugh

Video Coach: Adam Patterson

2019-20 RESULTS

Nov. 19: Panthers vs. Flyers (5-2 W)

Feb. 10: Panthers at Flyers (4-1 L)

Feb. 13: Panthers vs. Flyers (6-2 L)

FAST FACTS

	OVERALL	HOME	AWAY
Last Win	11/19/19	11/19/19	11/13/18
Last Loss	2/13/20	2/13/20	2/10/20
Overtime Record	2-8-7	0-5-1	2-3-6
Shutouts by FLA	2	Never	2
Last Time	12/20/10 (5-0)	Never	12/20/10 (5-0)
Shutouts of FLA	6	2	4
Last Time	10/12/15 (1-0)	12/30/07 (1-0)	10/12/15 (1-0)
Shootout Record	3-5	2-3	1-2
Last Time	3/2/17 (2-1 L)	3/12/16 (5-4 W)	3/2/17 (2-1 L)

YEAR BY YEAR

	HOME					AWAY					OVERALL				
	GP	W	L	T	OTL	GP	W	L	T	OTL	GP	W	L	T	OTL
1993-94	2	1	1	0	-	3	0	2	1	-	5	1	3	1	-
1994-95	2	0	2	0	-	2	1	0	1	-	4	1	2	1	-
1995-96	3	1	2	0	-	2	1	0	1	-	5	2	2	1	-
1996-97	2	0	2	0	-	3	2	1	0	-	5	2	3	0	-
1997-98	3	1	2	0	-	3	1	2	0	-	6	2	4	0	-
1998-99	2	1	1	0	-	2	1	0	1	-	4	2	1	1	-
1999-00	2	1	1	0	0	2	0	2	0	0	4	1	3	0	0
2000-01	2	0	2	0	0	2	1	1	0	0	4	1	3	0	0
2001-02	2	0	1	0	1	2	0	1	1	0	4	0	2	1	1
2002-03	2	0	2	0	0	2	1	0	1	0	4	1	2	1	0
2003-04	2	0	1	1	0	2	1	1	0	0	4	1	2	1	0
2005-06	2	0	1	-	1	2	0	1	-	1	4	0	2	-	2
2006-07	2	2	0	-	0	2	2	0	-	0	4	4	0	-	0
2007-08	2	1	1	-	0	2	1	1	-	0	4	2	2	-	0
2008-09	2	1	0	-	1	2	1	1	-	0	4	2	1	-	1
2009-10	2	2	0	-	0	2	1	1	-	0	4	3	1	-	0
2010-11	2	0	2	-	0	2	1	1	-	0	4	1	3	-	0
2011-12	2	0	1	-	1	2	1	1	-	0	4	1	2	-	1
2012-13	1	0	1	-	0	2	2	0	-	0	3	2	1	-	0
2013-14	2	1	1	-	0	1	0	1	-	0	3	1	2	-	0
2014-15	1	1	0	-	0	2	1	1	-	0	3	2	1	-	0
2015-16	2	2	0	-	0	1	0	1	-	0	3	2	1	-	0
2016-17	1	0	1	-	0	2	0	0	-	2	3	0	1	-	2
2017-18	2	2	0	-	0	1	0	1	-	0	3	2	1	-	0
2018-19	1	1	0	-	0	2	1	0	-	1	3	2	0	-	1
2019-20	2	1	1	-	0	1	0	1	-	0	3	1	2	-	0
TOTALS	50	19	26	1	4	51	20	21	6	4	101	39	47	7	8



PITTSBURGH PENGUINS

PPG PAINTS ARENA

1001 Fifth Ave
Pittsburgh, PA | 412.642.1800
www.PittsburghPenguins.com

Entered NHL: 1967-68 Season

Executive Vice President & General

Manager: Jim Rutherford

Head Coach: Mike Sullivan

Assistant Coaches: Todd Reirden, Mike Velucci

Goaltending Coach: Mike Buckley

Video Coach: Andy Saucier

2019-20 RESULTS

Oct. 22: Panthers vs. Penguins (4-2 W)

Jan. 5: Panthers at Penguins (4-1 W)

Feb. 8: Panthers vs. Penguins (3-2 L)

FAST FACTS

	OVERALL	HOME	AWAY
Last Win	1/5/20	10/22/19	1/5/20
Last Loss	2/8/20	2/8/20	3/5/19 (OT)
Overtime Record	4-8-4	3-3-1	1-5-3
Shutouts by FLA	5	3	2
Last Time	2/20/04 (2-0)	1/18/03 (3-0)	2/20/04 (2-0)
Shutouts of FLA	5	Never	5
Last Time	3/19/17 (4-0)	Never	3/19/17 (4-0)
Shootout Record	2-4	2-0	0-4
Last Time	2/15/16 (2-1 W)	2/15/16 (2-1 W)	3/9/12 (2-1 L)

YEAR BY YEAR

	HOME						AWAY						OVERALL					
	GP	W	L	T	OTL		GP	W	L	T	OTL		GP	W	L	T	OTL	
1993-94	2	0	2	0	-		2	0	1	1	-		4	0	3	1	-	
1994-95	2	1	1	0	-		2	1	1	0	-		4	2	2	0	-	
1995-96	2	1	1	0	-		2	0	2	0	-		4	1	3	0	-	
1996-97	2	2	0	0	-		2	0	2	0	-		4	2	2	0	-	
1997-98	2	1	1	0	-		2	1	0	1	-		4	2	1	1	-	
1998-99	2	1	1	0	-		3	0	3	0	-		5	1	4	0	-	
1999-00	2	1	1	0	0		2	1	1	0	0		4	2	2	0	0	
2000-01	2	0	1	1	0		2	1	0	0	1		4	1	1	1	1	
2001-02	2	2	0	0	0		2	0	0	1	1		4	2	0	1	1	
2002-03	2	2	0	0	0		2	2	0	0	0		4	4	0	0	0	
2003-04	2	2	0	0	0		2	2	0	0	0		4	4	0	0	0	
2005-06	2	1	1	-	0		2	2	0	-	0		4	3	1	-	0	
2006-07	2	1	0	-	1		2	1	1	-	0		4	2	1	-	1	
2007-08	2	1	1	-	0		2	0	2	-	0		4	1	3	-	0	
2008-09	2	1	1	-	0		2	1	0	-	1		4	2	1	-	1	
2009-10	2	1	0	-	1		2	0	0	-	2		4	1	0	-	3	
2010-11	2	0	2	-	0		2	0	1	-	1		4	0	3	-	1	
2011-12	2	1	1	-	0		2	0	1	-	1		4	1	2	-	1	
2012-13	2	1	1	-	0		1	0	1	-	0		3	1	2	-	0	
2013-14	2	1	1	-	0		1	1	0	-	0		3	2	1	-	0	
2014-15	1	1	0	-	0		2	0	2	-	0		3	1	2	-	0	
2015-16	2	1	0	-	1		1	0	0	-	1		3	1	0	-	2	
2016-17	1	0	1	-	0		2	0	2	-	0		3	0	3	-	0	
2017-18	2	1	1	-	0		1	0	1	-	0		3	1	2	-	0	
2018-19	1	1	0	-	0		2	0	1	-	1		3	1	1	-	1	
2019-20	2	1	1	-	0		1	1	0	-	0		3	2	1	-	0	
TOTALS	49	26	19	1	3		48	14	22	3	9		97	40	41	4	12	



SAN JOSE SHARKS

SAP CENTER

525 W. Santa Clara St.
San Jose, CA | 408.287.7070
www.SanJoseSharks.com

Entered NHL: 1991-92 Season

General Manager: Doug Wilson

Head Coach: Bob Boughner

Associate Coach: Rocky Thompson

Assistant Coach: John Madden

Goaltending Coach: Evgeni Nabokov

Assistant Coach, Video: Dan Darrow

2019-20 RESULTS

Dec. 8: Panthers vs. Sharks (5-1 W)

Feb. 17: Panthers at Sharks (5-3 W)

FAST FACTS

	OVERALL	HOME	AWAY
Last Win	2/17/20	12/8/19	2/17/20
Last Loss	12/1/17	12/1/17	11/5/15
Overtime Record	2-0-7	0-0-5	2-0-2
Shutouts by FLA	1	Never	1
Last Time	11/16/17	Never	11/16/17
Shutouts of FLA	3	1	2
Last Time	1/16/14 (3-0)	1/16/14 (3-0)	2/3/04 (3-0)
Shootout Record	1-1	0-1	1-0
Last Time	2/18/16 (2-1 L)	2/18/16 (2-1 L)	11/20/14 (3-2 W)

YEAR BY YEAR

	HOME					AWAY					OVERALL				
	GP	W	L	T	OTL	GP	W	L	T	OTL	GP	W	L	T	OTL
1993-94	1	0	0	1	-	1	0	1	0	-	2	0	1	1	-
1994-95	DID NOT PLAY					DID NOT PLAY					DID NOT PLAY				
1995-96	1	1	0	0	-	1	1	0	0	-	2	2	0	0	-
1996-97	1	0	0	1	-	1	0	0	1	-	2	0	0	2	-
1997-98	1	0	0	1	-	1	0	0	1	-	2	0	0	2	-
1998-99	1	0	0	1	-	1	0	1	0	-	2	0	1	1	-
1999-00	1	1	0	0	0	1	1	0	0	0	2	2	0	0	0
2000-01	1	0	0	1	0	1	0	1	0	0	2	0	1	1	0
2001-02	0	0	0	0	0	1	0	1	0	0	1	0	1	0	0
2002-03	1	0	1	0	0	0	0	0	0	0	1	0	1	0	0
2003-04	1	0	1	0	0	1	0	1	0	0	2	0	2	0	0
2005-06	0	0	0	-	0	1	0	1	-	0	1	0	1	-	0
2006-07	1	0	1	-	0	0	0	0	-	0	1	0	1	-	0
2007-08	DID NOT PLAY					DID NOT PLAY					DID NOT PLAY				
2008-09	1	1	0	-	0	0	0	0	-	0	1	1	0	-	0
2009-10	0	0	0	-	0	1	1	0	-	0	1	1	0	-	0
2010-11	1	1	0	-	0	0	0	0	-	0	1	1	0	-	0
2011-12	0	0	0	-	0	1	1	0	-	0	1	1	0	-	0
2012-13	DID NOT PLAY					DID NOT PLAY					DID NOT PLAY				
2013-14	1	0	1	-	0	1	1	0	-	0	2	1	1	-	0
2014-15	1	1	0	-	0	1	1	0	-	0	2	2	0	-	0
2015-16	1	0	0	-	1	1	0	1	-	0	2	0	1	-	1
2016-17	1	0	1	-	0	1	1	0	-	0	2	1	1	-	0
2017-18	1	0	1	-	0	1	1	0	-	0	2	1	1	-	0
2018-19	1	1	0	-	0	1	1	0	-	0	2	2	0	-	0
2019-20	1	1	0	-	0	1	1	0	-	0	2	2	0	-	0
TOTALS	19	7	6	5	1	19	10	7	2	0	38	17	13	7	1



ST. LOUIS BLUES

ENTERPRISE CENTER

Enterprise Center | 1401 Clark Ave. at
Brett Hull Way
St. Louis, MO | (314) 622-2500
www.StLouisBlues.com

Entered NHL: 1967-68 Season

**President of Hockey Operations, GM/
Alternate Governor:**

Doug Armstrong

Head Coach: Craig Berube

Assistant Coach: Mike Van Ryn, Steve Ott,
Jim Montgomery

Goaltending Coach: David Alexander

Assistant Coach, Video: Sean Ferrell

2019-20 RESULTS

Mar. 10: Panthers at Blues (2-1 W)

FAST FACTS

	OVERALL	HOME	AWAY
Last Win	3/10/20	10/12/17	3/10/20
Last Loss	2/5/19	2/5/19	12/11/18
Overtime Record	1-1-3	1-1-2	0-0-1
Shutouts by FLA	4	1	3
Last Time	10/31/09 (4-0)	2/19/01 (3-0)	10/31/09 (4-0)
Shutouts of FLA	8	2	6
Last Time	11/1/13 (4-0)	11/1/13 (4-0)	10/5/13 (7-0)
Shootout Record	0-1	0-1	Never
Last Time	2/15/15 (2-1 L)	2/15/15 (2-1 L)	Never

YEAR BY YEAR

	HOME					AWAY					OVERALL							
	GP	W	L	T	OTL	GP	W	L	T	OTL	GP	W	L	T	OTL			
1993-94	1	0	1	0	-	1	0	1	0	-	2	0	2	0	-			
1994-95	-	DID NOT PLAY					-	DID NOT PLAY					-	DID NOT PLAY				
1995-96	1	0	0	1	-	1	0	1	0	-	2	0	1	1	-			
1996-97	1	1	0	0	-	1	1	0	0	-	2	2	0	0	-			
1997-98	1	0	1	0	-	1	0	1	0	-	2	0	2	0	-			
1998-99	1	0	1	0	-	1	0	0	1	-	2	0	1	1	-			
1999-00	1	0	0	1	0	1	0	1	0	0	2	0	1	1	0			
2000-01	1	1	0	0	0	1	0	1	0	0	2	1	1	0	0			
2001-02	1	0	1	0	0	0	0	0	0	0	1	0	1	0	0			
2002-03	0	0	0	0	0	1	0	1	0	0	1	0	1	0	0			
2003-04	1	0	0	0	1	1	0	1	0	0	2	0	1	0	1			
2005-06	1	1	0	-	0	0	0	0	-	0	1	1	0	-	0			
2006-07	-	DID NOT PLAY					-	DID NOT PLAY					-	DID NOT PLAY				
2007-08	0	0	0	-	0	1	1	0	-	0	1	1	0	-	0			
2008-09	1	1	0	-	0	1	0	1	-	0	2	1	1	-	0			
2009-10	0	0	0	-	0	1	1	0	-	0	1	1	0	-	0			
2010-11	1	0	1	-	0	0	0	0	-	0	1	0	1	-	0			
2011-12	0	0	0	-	0	1	0	1	-	0	1	0	1	-	0			
2012-13	-	DID NOT PLAY					-	DID NOT PLAY					-	DID NOT PLAY				
2013-14	1	0	1	-	0	1	0	1	-	0	2	0	2	-	0			
2014-15	1	0	0	-	1	1	0	1	-	0	2	0	1	-	1			
2015-16	1	0	1	-	0	1	1	0	-	0	2	1	1	-	0			
2016-17	1	0	1	-	0	1	1	0	-	0	2	1	1	-	0			
2017-18	1	1	0	-	0	1	1	0	-	0	2	2	0	-	0			
2018-19	1	0	1	-	0	1	0	1	-	0	2	0	2	0	0			
2019-20	0	0	0	-	0	1	1	0	-	0	1	1	0	0	0			
TOTALS	18	5	9	2	2	20	7	12	1	0	38	12	21	3	2			



TORONTO MAPLE LEAFS

SCOTIABANK ARENA

40 Bay St.
Toronto, ON | 416.815.5500
www.TorontoMapleLeafs.com

Entered NHL: 1917-18 Season

General Manager: Kyle Dubas

Head Coach: Sheldon Keefe

Assistant Coaches: Dave Hakstol, Manny

Malhotra, Paul MacLean

Goaltending Coach: Steve Briere

2019-20 RESULTS

Jan. 12: Panthers vs. Maple Leafs (8-4 W)

Feb. 3: Panthers at Maple Leafs (5-3 W)

Feb. 27: Panthers vs. Maple Leafs (5-3 L)

FAST FACTS

	OVERALL	HOME	AWAY
Last Win	2/3/20	1/12/20	2/3/20
Last Loss	2/27/20	2/27/20	3/25/19
Overtime Record	4-3-7	3-2-5	1-1-2
Shutouts by FLA	4	3	1
Last Time	3/17/11 (4-0)	3/17/11 (4-0)	2/5/08 (8-0)
Shutouts of FLA	5	3	2
Last Time	2/20/18 (1-0)	4/25/13 (4-0)	2/20/18 (1-0)
Shootout Record	0-4	0-2	0-2
Last Time	12/28/16 (3-2 L)	12/28/16 (3-2 L)	2/1/11 (4-3 L)

YEAR BY YEAR

	HOME					AWAY					OVERALL				
	GP	W	L	T	OTL	GP	W	L	T	OTL	GP	W	L	T	OTL
1993-94	2	0	1	1	-	1	0	1	0	-	3	0	2	1	-
1994-95	DID NOT PLAY					DID NOT PLAY					DID NOT PLAY				
1995-96	1	1	0	0	-	1	1	0	0	-	2	2	0	0	-
1996-97	1	0	0	1	-	1	0	1	0	-	2	0	1	1	-
1997-98	1	0	1	0	-	1	0	1	0	-	2	0	2	0	-
1998-99	2	1	0	1	-	2	0	2	0	-	4	1	2	1	-
1999-00	2	1	1	0	0	1	0	1	0	0	3	1	2	0	0
2000-01	2	0	2	0	0	2	1	0	1	0	4	1	2	1	0
2001-02	2	1	1	0	0	2	0	1	1	0	4	1	2	1	0
2002-03	2	0	1	1	0	2	2	0	0	0	4	2	1	1	0
2003-04	2	1	0	1	0	2	0	2	0	0	4	1	2	1	0
2005-06	2	0	2	-	0	2	0	1	-	1	4	0	3	-	1
2006-07	2	1	1	-	0	2	1	0	-	1	4	2	1	-	1
2007-08	2	0	0	-	2	2	1	1	-	0	4	1	1	-	2
2008-09	2	2	0	-	0	2	2	0	-	0	4	4	0	-	0
2009-10	2	1	1	-	0	2	1	1	-	0	4	2	2	-	0
2010-11	2	2	0	-	0	2	0	1	-	1	4	2	1	-	1
2011-12	2	2	0	-	0	2	2	0	-	0	4	4	0	-	0
2012-13	2	0	2	-	0	1	0	1	-	0	3	0	3	-	0
2013-14	2	2	0	-	0	2	1	1	-	0	4	3	1	-	0
2014-15	2	1	1	-	0	2	2	0	-	0	4	3	1	-	0
2015-16	2	1	1	-	0	2	2	0	-	0	4	3	1	-	0
2016-17	2	1	0	-	1	3	0	3	-	0	5	1	3	-	1
2017-18	2	2	0	-	0	2	0	2	-	0	4	2	2	-	0
2018-19	2	2	0	0	0	2	0	2	0	0	4	2	2	0	0
2019-20	2	1	1	0	0	1	1	0	0	0	3	2	1	0	0
TOTALS	47	23	16	5	3	44	17	22	2	3	91	40	38	7	6



VANCOUVER CANUCKS

ROGERS ARENA

800 Griffiths Way | Vancouver, BC |

604.899.7400

www.VancouverCanucks.com

Entered NHL: 1970-71 Season

General Manager: Jim Benning

Head Coach: Travis Green

Assistant Coaches: Nolan Baumgartner,

Newell Brown

Goaltending Coach: Ian Clark

Video Coach: Darryl Seward

2019-20 RESULTS

Oct. 28: Panthers at Canucks (7-2 L)

Jan. 9: Panthers vs. Canucks (5-2 W)

FAST FACTS

	OVERALL	HOME	AWAY
Last Win	1/9/20	1/9/20	2/14/18
Last Loss	10/28/19	10/13/18	10/28/19
Overtime Record	0-2-6	0-1-1	0-1-5
Shutouts by FLA	Never	Never	Never
Last Time	Never	Never	Never
Shutouts of FLA	2	2	Never
Last Time	2/11/10 (3-0)	2/11/10 (3-0)	Never
Shootout Record	3-2	2-1	1-1
Last Time	12/20/15 (5-4 W)	12/20/15 (5-4 W)	11/19/13 (3-2 W)

YEAR BY YEAR

	HOME					AWAY					OVERALL				
	GP	W	L	T	OTL	GP	W	L	T	OTL	GP	W	L	T	OTL
1993-94	1	1	0	0	-	1	1	0	0	-	2	2	0	0	-
1994-95	DID NOT PLAY					DID NOT PLAY					DID NOT PLAY				
1995-96	1	0	0	1	-	1	0	1	0	-	2	0	1	1	-
1996-97	1	1	0	0	-	1	0	0	1	-	2	1	0	1	-
1997-98	1	0	1	0	-	1	0	0	1	-	2	0	1	1	-
1998-99	1	0	1	0	-	1	0	0	1	-	2	0	1	1	-
1999-00	1	1	0	0	0	1	0	1	0	0	2	1	1	0	0
2000-01	1	0	0	0	1	0	0	0	0	0	1	0	0	0	1
2001-02	0	0	0	0	0	1	0	0	1	0	1	0	0	1	0
2002-03	1	0	1	0	0	1	0	1	0	0	2	0	2	0	0
2003-04	0	0	0	0	0	1	0	0	1	0	1	0	0	1	0
2005-06	DID NOT PLAY					DID NOT PLAY					DID NOT PLAY				
2006-07	0	0	0	-	0	1	0	0	-	1	1	0	0	-	1
2007-08	1	1	0	-	0	0	0	0	-	0	1	1	0	-	0
2008-09	0	0	0	-	0	1	0	1	-	0	1	0	1	-	0
2009-10	1	0	1	-	0	0	0	0	-	0	1	0	1	-	0
2010-11	0	0	0	-	0	1	0	1	-	0	1	0	1	-	0
2011-12	1	1	0	-	0	0	0	0	-	0	1	1	0	-	0
2012-13	DID NOT PLAY					DID NOT PLAY					DID NOT PLAY				
2013-14	1	0	0	-	1	1	1	0	-	0	2	1	0	-	1
2014-15	1	0	1	-	0	1	1	0	-	0	2	1	1	-	0
2015-16	1	1	0	-	0	1	0	0	-	1	2	1	0	-	1
2016-17	1	1	0	-	0	1	0	1	-	0	2	1	1	-	0
2017-18	1	1	0	-	0	1	1	0	-	0	2	2	0	-	0
2018-19	1	0	1	0	0	1	0	1	0	0	2	0	2	0	0
2019-20	1	1	0	0	0	1	0	1	0	0	2	1	1	0	0
TOTALS	18	9	6	1	2	19	4	8	5	2	37	13	14	6	4



VEGAS GOLDEN KNIGHTS

T-MOBILE ARENA

3780 S. Las Vegas Blvd |
Las Vegas, NV | 702.692.1600
www.VegasGoldenKnights.com

Entered NHL: 2017-18 Season

General Manager: Kelly McCrimmon

Head Coach: Pete DeBoer

Assistant Coaches: Steve Spott, Ryan
Craig, Ryan McGill

Goaltending Coach: Mike Rosati

Video Coach: Tommy Cruz

2019-20 RESULTS

Feb. 6: Panthers vs. Golden Knights (7-2 L)

Feb. 22: Panthers at Golden Knights
(5-3 L)

FAST FACTS

	OVERALL	HOME	AWAY
Last Win	2/2/19	2/2/19	Never
Last Loss	2/22/20	2/26/20	2/22/20
Overtime Record	1-0-0	1-0-0	Never
Shutouts by FLA	Never	Never	Never
Last Time	Never	Never	Never
Shutouts of FLA	Never	Never	Never
Last Time	Never	Never	Never
Shootout Record	Never	Never	Never
Last Time	Never	Never	Never

YEAR BY YEAR

	HOME					AWAY					OVERALL				
	GP	W	L	T	OTL	GP	W	L	T	OTL	GP	W	L	T	OTL
2017-18	1	1	0	-	0	1	0	1	-	0	2	1	1	-	0
2018-19	1	1	0	-	0	1	0	0	-	1	2	1	0	-	1
2019-20	1	0	1	-	0	1	0	1	-	0	2	0	2	-	0
TOTALS	3	2	1	-	0	3	0	2	-	1	6	2	3	-	1



WASHINGTON CAPITALS

CAPITAL ONE ARENA

601 F St. NW

Washington, DC | 202.628.3200

www.WashingtonCapitals.com

Entered NHL: 1974-75 Season

Senior Vice President and General

Manager: Brian MacLellan

Head Coach: Peter Laviolette

Assistant Coach: Blaine Forsythe, Scott Arniel, Kevin McCarthy

Assistant Coach/Video: Brett Leonhardt

Goaltending Coach: Scott Murray

2019-20 RESULTS

Nov. 7: Panthers vs. Capitals (5-4 L [OT])

Nov. 27: Panthers at Capitals (4-3 L)

FAST FACTS

	OVERALL	HOME	AWAY
Last Win	4/1/19	4/1/19	2/9/19 [OT]
Last Loss	11/27/19	11/7/19 [OT]	11/27/19
Overtime Record	4-8-9	3-5-4	1-3-5
Shutouts by FLA	6	1	5
Last Time	4/9/17 (2-0)	4/9/11 (1-0)	4/9/17 (2-0)
Shutouts of FLA	12	5	7
Last Time	2/9/13 (2-0)	3/17/09 (3-0)	2/19/13 (5-0)
Shootout Record	7-4	3-2	4-2
Last Time	10/19/18 (6-5 W)	12/16/15 (2-1 W)	10/19/18 (6-5 W)

YEAR BY YEAR

	HOME					AWAY					OVERALL				
	GP	W	L	T	OTL	GP	W	L	T	OTL	GP	W	L	T	OTL
1993-94	3	2	1	0	-	2	0	1	1	-	5	2	2	1	-
1994-95	2	1	0	1	-	2	0	2	0	-	4	1	2	1	-
1995-96	2	0	1	1	-	3	3	0	0	-	5	3	1	1	-
1996-97	3	1	2	0	-	2	0	0	2	-	5	1	2	2	-
1997-98	3	2	1	0	-	3	1	2	0	-	6	3	3	0	-
1998-99	2	0	2	0	-	3	1	1	1	-	5	1	3	1	-
1999-00	3	2	1	0	0	2	0	1	0	1	5	2	2	0	1
2000-01	2	1	1	0	0	3	0	3	0	0	5	1	4	0	0
2001-02	3	1	1	0	1	2	1	1	0	0	5	2	2	0	1
2002-03	2	0	1	1	0	3	0	2	0	1	5	0	3	1	1
2003-04	3	1	1	1	0	3	2	0	1	0	6	3	1	2	0
2005-06	4	3	0	0	1	4	4	0	0	0	8	7	0	0	1
2006-07	4	3	1	-	0	4	2	2	-	0	8	5	3	-	0
2007-08	4	2	2	-	0	4	2	2	-	0	8	4	4	-	0
2008-09	3	1	2	-	0	3	2	1	-	0	6	3	3	-	0
2009-10	3	0	2	-	1	3	0	3	-	0	6	0	5	-	1
2010-11	3	2	0	-	1	3	1	2	-	0	6	3	2	-	1
2011-12	3	2	1	-	0	3	0	3	-	0	6	2	4	-	0
2012-13	2	0	1	-	1	2	0	2	-	0	4	0	3	-	1
2013-14	2	1	1	-	0	1	0	0	-	1	3	1	1	-	1
2014-15	1	1	0	-	0	2	0	1	-	1	3	1	1	-	1
2015-16	2	1	0	-	1	1	1	0	-	0	3	2	0	-	1
2016-17	1	0	1	-	0	2	1	1	-	0	3	1	2	-	0
2017-18	2	1	1	-	0	1	1	0	-	0	3	2	1	-	0
2018-19	1	1	0	0	0	2	2	0	0	0	3	3	0	0	0
2019-20	1	0	0	0	1	1	0	1	0	0	2	0	1	0	1
TOTALS	64	29	24	4	7	64	24	31	5	4	128	53	55	9	11



WINNIPEG JETS

BELL MTS PLACE

300 Portage Ave.
Winnipeg, MB | (204) 926-5599
www.WinnipegJets.com

2019-20 RESULTS

Nov. 14: Panthers vs. Jets (4-3 L)

Entered NHL: 1999-00 Season (Atlanta)

Executive Vice President & General

Manager: Kevin Cheveldayoff

Head Coach: Paul Maurice

Associate Coach: Jamie Kompon

Assistant Coaches: Charlie Huddy, Wade Flaherty, Dave Lowry

Video Coach: Matt Prefontaine

FAST FACTS

	OVERALL	HOME	AWAY
Last Win	11/2/18 [Finland]	12/7/17	11/2/18 [Finland]
Last Loss	11/14/19	11/14/19	2/18/18
Overtime Record	4-8-5	3-3-1	1-5-4
Shutouts by FLA	3	3	Never
Last Time	1/18/10 (1-0)	1/18/10 (1-0)	Never
Shutouts of FLA	4	1	3
Last Time	3/1/12 (7-0)	3/27/04 (3-0)	3/1/12 (7-0)
Shootout Record	4-5	1-3	3-2
Last Time	1/4/17 (4-3 L)	10/31/11 (4-3 L)	1/4/17 (4-3 L)

YEAR BY YEAR

	HOME						AWAY						OVERALL					
	GP	W	L	T	OTL		GP	W	L	T	OTL		GP	W	L	T	OTL	
1999-00	3	2	0	1	0		2	0	1	1	0		5	2	1	2	0	
2000-01	2	0	2	0	0		3	1	0	1	1		5	1	2	1	1	
2001-02	3	1	2	0	0		2	0	0	2	0		5	1	2	2	0	
2002-03	2	1	1	0	0		3	2	0	0	1		5	3	1	0	1	
2003-04	3	0	2	0	1		3	1	2	0	0		6	1	4	0	1	
2005-06	4	3	1	-	0		4	0	3	-	1		8	3	4	-	1	
2006-07	4	2	2	-	0		4	0	4	-	0		8	2	6	-	0	
2007-08	4	2	2	-	0		4	3	0	-	1		8	5	2	-	1	
2008-09	3	2	1	-	0		3	2	1	-	0		6	4	2	-	0	
2009-10	3	2	0	-	1		3	0	3	-	0		6	2	3	-	1	
2010-11	3	0	2	-	1		3	2	0	-	1		6	2	2	-	2	
2011-12	3	1	0	-	2		3	2	1	-	0		6	3	1	-	2	
2012-13	3	2	0	-	1		2	0	1	-	1		5	2	1	-	2	
2013-14	1	1	0	-	0		1	0	1	-	0		2	1	1	-	0	
2014-15	1	1	0	-	0		1	0	1	-	0		2	1	1	-	0	
2015-16	1	1	0	-	0		1	1	0	-	0		2	2	0	-	0	
2016-17	1	0	1	-	0		1	0	0	-	1		2	0	1	-	1	
2017-18	1	1	0	-	0		1	0	1	-	0		2	1	1	-	0	
2018-19	1	0	1	-	0		1	1	0	-	0		2	1	1	0	0	
2019-20	0	0	0	-	0		1	0	1	-	0		1	0	1	0	0	
TOTALS	46	22	17	1	6		46	15	20	4	7		92	37	37	5	13	



RECORDS



ALL-TIME RECORDS | VS. OTHER CLUBS



FRANCHISE	GP	W	L	T	OL
Anaheim Ducks	35	16	14	3	2
Arizona Coyotes	36	15	13	3	5
Boston Bruins	100	40	46	6	8
Buffalo Sabres	100	47	42	4	7
Calgary Flames	35	13	15	3	4
Carolina Hurricanes	121	49	48	11	13
Chicago Blackhawks	39	12	18	3	6
Colorado Avalanche	41	14	21	3	3
Columbus Blue Jackets	30	9	13	0	8
Dallas Stars	37	16	17	3	1
Detroit Red Wings	48	20	17	5	6
Edmonton Oilers	34	12	12	3	7
Los Angeles Kings	36	13	19	3	1
Minnesota Wild	25	7	15	1	2
Montreal Canadiens	99	46	36	6	11
Nashville Predators	30	13	9	3	5
New Jersey Devils	98	36	47	7	8
New York Islanders	99	51	30	8	10
New York Rangers	98	37	45	6	10
Ottawa Senators	100	42	50	3	5
Philadelphia Flyers	98	38	45	7	8
Pittsburgh Penguins	94	38	40	4	12
San Jose Sharks	36	15	13	7	1
St. Louis Blues	37	11	21	3	2
Tampa Bay Lightning	134	65	43	10	16
Toronto Maple Leafs	88	38	37	7	6
Vancouver Canucks	35	12	13	6	4
Vegas Golden Knights	4	2	1	0	1
Washington Capitals	126	53	54	9	10
Winnipeg Jets	91	37	36	5	13

PANTHERS RECORDS



SEASON	GP	W	L	T	OTL	PTS	PCT	GF	GA	DIV. FINISH	PLAYOFFS
1993-94	84	33	34	17	-	83	.494	233	233	5th	Did Not Qualify
1994-95	48	20	22	6	-	46	.479	115	127	5th	Did Not Qualify
1995-96	82	41	31	10	-	92	.561	254	234	3rd	Eastern Conf. Champions
1996-97	82	35	28	19	-	89	.543	221	201	4th	Lost ECQF
1997-98	82	24	43	15	-	63	.384	203	256	6th	Did Not Qualify
1998-99	82	30	34	18	-	78	.476	210	228	2nd	Did Not Qualify
1999-00	82	43	27	6	6	98	.596	244	209	2nd	Lost ECQF
2000-01	82	22	38	13	9	66	.402	200	246	3rd	Did Not Qualify
2001-02	82	22	44	10	6	60	.366	180	250	4th	Did Not Qualify
2002-03	82	24	36	13	9	70	.427	176	237	4th	Did Not Qualify
2003-04	82	28	35	15	4	75	.457	188	221	4th	Did Not Qualify
2005-06	82	37	34	-	11	85	.518	240	257	4th	Did Not Qualify
2006-07	82	35	31	-	16	86	.524	247	257	4th	Did Not Qualify
2007-08	82	38	35	-	9	85	.518	216	226	3rd	Did Not Qualify
2008-09	82	41	30	-	11	93	.567	231	223	3rd	Did Not Qualify
2009-10	82	32	37	-	13	77	.470	208	244	5th	Did Not Qualify
2010-11	82	30	40	-	12	72	.430	195	229	5th	Did Not Qualify
2011-12	82	38	26	-	18	94	.573	197	216	1st	Lost ECQF
2012-13	48	15	27	-	6	36	.375	112	171	5th	Did Not Qualify
2013-14	82	29	45	-	8	66	.402	196	268	7th	Did Not Qualify
2014-15	82	38	29	-	15	91	.555	206	223	6th	Did Not Qualify
2015-16	82	47	26	-	9	103	.628	232	200	1st	Lost ECQF
2016-17	82	35	36	-	11	81	.494	205	231	6th	Did Not Qualify
2017-18	82	44	30	-	8	96	.585	245	243	4th	Did Not Qualify
2018-19	82	36	32	-	14	86	.524	264	273	5th	Did Not Qualify
2019-20	69	35	26	--	8	78	0.565	228	224	4th	LOST SCQ
TOTALS	2,053	852	856	142	203	2049	0.499	5,406	5,874		

ALL-TIME REGULAR SEASON SHOOTOUT RECORDS

SEASON	HOME	ROAD	OVERALL
2005-06	1-4	3-1	4-5
2006-07	1-2	1-6	2-8
2007-08	2-6	3-0	5-6
2008-09	1-5	2-3	3-8
2009-10	2-7	4-3	6-10
2010-11	0-4	4-3	4-7
2011-12	3-9	3-2	6-11
2012-13	1-1	2-0	3-1
2013-14	5-4	3-2	8-6
2014-15	4-7	4-3	8-10
2015-16	5-1	2-2	7-3
2016-17	3-2	2-4	5-6
2017-18	3-2	0-1	3-3
2018-19	1-2	2-5	3-7
2019-20	0-1	3-3	3-4
TOTALS	32-57	38-38	70-95

PANTHERS RECORDS



REGULAR SEASON HOME & AWAY ROAD RECORDS

SEASON	HOME W-L-T-OT	ROAD W-L-T-OT	OVERALL W-L-T-OT
1993-94	15-18-9-0	18-16-8-0	33-34-17-0
1994-95	9-12-3-0	11-10-3-0	20-22-6-0
1995-96	25-12-4-0	16-19-6-0	41-31-10-0
1996-97	21-12-8-0	14-16-11-0	35-28-19-0
1997-98	11-24-6-0	13-19-9-0	24-43-15-0
1998-99	17-17-7-0	13-17-11-0	30-34-18-0
1999-00	26-9-4-2	17-18-2-4	43-27-6-6
2000-01	12-18-7-4	10-20-6-5	22-38-13-9
2001-02	11-23-3-4	11-21-7-2	22-44-10-6
2002-03	8-21-7-5	16-15-6-4	24-36-13-9
2003-04	16-15-7-3	12-20-8-1	28-35-15-4
2005-06	25-11-5	12-23-6	37-34-11
2006-07	23-12-6	12-19-10	35-31-16
2007-08	18-15-8	20-20-1	38-35-9
2008-09	22-12-7	19-18-4	41-30-11
2009-10	16-16-9	16-21-4	32-37-13
2010-11	16-17-8	14-23-4	30-40-12
2011-12	21-9-11	17-17-7	38-26-18
2012-13	8-11-5	7-16-1	15-27-6
2013-14	16-20-5	13-25-3	29-45-8
2014-15	21-13-7	17-16-8	38-29-15
2015-16	25-11-5	22-15-4	47-26-9
2016-17	19-19-3	16-17-8	35-36-0-11
2017-18	27-11-3	17-19-5	44-30-8
2018-19	20-13-8	16-19-6	36-32-14
2019-20	17-14-4	18-12-4	35-26-8
TOTALS	465-385-65-112	387-471-77-91	852-856-142-203

ALL-TIME REGULAR SEASON OVERTIME RECORDS

SEASON	HOME W-L-T-OT	ROAD W-L-T-OT	OVERALL W-L-T-OT
1993-94	2-4-8	0-1-9	2-5-17
1994-95	0-2-3	0-1-3	0-3-6
1995-96	0-3-4	0-0-6	0-3-10
1996-97	1-1-8	2-3-11	3-4-19
1997-98	1-1-6	2-1-9	3-2-15
1998-99	1-1-7	0-1-11	1-2-18
1999-00	3-2-4	0-4-2	3-6-6
2000-01	2-4-7	0-5-6	2-9-13
2001-02	0-4-3	0-2-7	0-6-10
2002-03	2-5-7	2-4-6	4-9-13
2003-04	1-3-7	4-1-8	5-4-15
2005-06	5-1	3-5	8-6
2006-07	3-4	0-4	3-8
2007-08	1-2	3-1	4-3
2008-09	2-2	2-1	4-3
2009-10	0-2	2-1	2-3
2010-11	4-4	2-1	6-5
2011-12	1-2	0-5	1-7
2012-13	1-4	0-1	1-5
2013-14	0-1	0-1	0-2
2014-15	0-0	1-4	1-4
2015-16	0-4	1-2	1-6
2016-17	4-1	3-4	7-5
2017-18	2-1	1-4	3-5
2018-19	4-6	3-1	7-7
2019-20	1-3	1-1	2-4
TOTALS	41-63-64	31-57-78	72-120-142





OPENING GAME RECORDS

SEASON OPENER (11-9-1-3)

1993-94	Panthers 4	at Chicago 4 T
1994-95	Panthers 1	at NY Islanders 2 L
1995-96	Panthers 0	at New Jersey 4 L
1996-97	Panthers 3	at Philadelphia 1 W
1997-98	Panthers 1	at Philadelphia 3 L
1998-99	Panthers 4	vs. Tampa Bay 1 W
1999-00	Panthers 4	vs. Washington 3 W
2000-01	Panthers 3	vs. Vancouver 4 L-OT
2001-02	Panthers 2	at Philadelphia 5 L
2002-03	Panthers 3	vs. Tampa Bay 4 L-OT
2003-04	Panthers 3	vs. Carolina 1 W
2005-06	Panthers 2	vs. Atlanta 0 W
2006-07	Panthers 8	vs. Boston 3 W
2007-08	Panthers 2	at NY Rangers 5 L
2008-09	Panthers 4	at Carolina 6 L
2009-10	Panthers 4	at Chicago 3 W-SO (Helsinki)
2010-11	Panthers 2	at Edmonton 3 L
2011-12	Panthers 2	at NY Islanders 0 W
2012-13	Panthers 5	vs. Carolina 1 W
2013-14	Panthers 4	at Dallas 2 W
2014-15	Panthers 2	at Lightning 3 L-OT
2015-16	Panthers 7	vs. Flyers 1 W
2016-17	Panthers 2	vs. Devils 1 W-OT
2017-18	Panthers 3	at Lightning 5 L
2018-19	Panthers 1	at Lightning 2 L-SO
2019-20	Panthers 2	at Lightning 5

HOME OPENER (15-7-2-2)

1993-94	Panthers 1	Pittsburgh 2 L
1994-95	Panthers 5	Pittsburgh 6 L
1995-96	Panthers 4	Calgary 3 W
1996-97	Panthers 1	NY Rangers 1 T
1997-98	Panthers 2	NY Islanders 2 T
1998-99	Panthers 4	Tampa Bay 1 W
1999-00	Panthers 4	Washington 3 W
2000-01	Panthers 3	Vancouver 4 L-OT
2001-02	Panthers 0	NY Islanders 3 L
2002-03	Panthers 3	Tampa Bay 4 L-OT
2003-04	Panthers 3	Carolina 1 W
2005-06	Panthers 2	Atlanta 0 W
2006-07	Panthers 8	Boston 3 W
2007-08	Panthers 1	New Jersey 4 L
2008-09	Panthers 3	Atlanta 2 W-OT
2009-10	Panthers 2	New Jersey 3 L
2010-11	Panthers 6	Tampa Bay 0 W
2011-12	Panthers 3	Tampa Bay 2 W-SO
2012-13	Panthers 5	Carolina 1 W
2013-14	Panthers 6	Pittsburgh 3 W
2014-15	Panthers 2	New Jersey 5 L
2015-16	Panthers 7	Flyers 1 W
2016-17	Panthers 2	Devils W-OT
2017-18	Panthers 5	Lightning 4 W
2018-19	Panthers 4	Blue Jackets 5
2019-20	Panthers 4	Lightning 3

ROAD OPENER (6-15-2-3)

1993-94	Panthers 4	Chicago 4 T
1994-95	Panthers 1	NY Islanders 2 L
1995-96	Panthers 0	New Jersey 4 L
1996-97	Panthers 3	Philadelphia 1 W
1997-98	Panthers 1	Philadelphia 3 L
1998-99	Panthers 1	Nashville 0 W
1999-00	Panthers 2	Montreal 1 W
2000-01	Panthers 2	Boston 4 L
2001-02	Panthers 2	Philadelphia 5 L
2002-03	Panthers 5	Atlanta 4 W-OT
2003-04	Panthers 2	Carolina 2 T
2005-06	Panthers 1	Tampa Bay 2 L
2006-07	Panthers 0	Atlanta 6 L
2007-08	Panthers 2	NY Rangers 5 L
2008-09	Panthers 4	Carolina 6 L

2009-10	Panthers 2	Carolina 7 L
2010-11	Panthers 2	Edmonton 3 L
2011-12	Panthers 2	NY Islanders 0 W
2012-13	Panthers 0	Ottawa 4 L
2013-14	Panthers 4	Dallas 2 W
2014-15	Panthers 2	Lightning 3L-OT
2015-16	Panthers 0	Flyers 1 L
2016-17	Panthers 3	Lightning 4 L-SO
2017-18	Panthers 3	Lightning 5 L
2018-19	Panthers 1	Lightning 2 L-SO
2019-20	Panthers 2	Lightning 5



SEASON BY SEASON ATTENDANCE

SEASON	TOTAL ATT.	# OF HOME DATES	AVERAGE ATT.	SELLOUTS
1993-94	561,394	41	13,693	26
1994-95	340,619	24	14,192	12
1995-96	548,926	41	13,388	15
1996-97	602,823	41	14,703	41
1997-98	602,344	41	14,691	39
(MOVED FROM MIAMI ARENA (14,703) TO BANKATLANTIC CENTER (19,250))				
1998-99	758,542	41	18,501	13
1999-00	654,760	41	15,970	1
2000-01	601,857	41	14,679	1
2001-02	659,040	41	16,074	5
2002-03	632,552	41	15,428	6
2003-04	653,380	41	15,936	4
2005-06	656,587	41	16,014	2
2006-07	630,183	41	15,370	2
2007-08	632,876	41	15,436	4
2008-09	649,333	41	15,621	2
2009-10	605,863	41	15,147	1
2010-11	643,116	41	15,685	5
2011-12	681,792	41	16,629	17
2012-13	407,896	24	16,996	11
2013-14	595,527	41	14,525	8
2014-15	462,098	41	11,271	2
2015-16	630,476	41	15,384	8
2016-17	599,468	41	14,621	0
2017-18	567,897	41	13,851	0
2018-19	530,244	40	13,256	0
2019-20	x	35	x	0
TOTALS	14,909,593	990	15,082	225





REGULAR SEASON TEAM LEADERS

SEASON	PLAYER	GAMES PLAYED
1993-94	Bill Lindsay, Gord Murphy	84
1994-95	Tom Fitzgerald, Mike Hough, Bill Lindsay, Scott Mellanby, Rob Niedermayer	48
1995-96	Tom Fitzgerald, Johan Garpenlov, Rob Niedermayer	82
1996-97	Scott Mellanby, Robert Svehla	82
1997-98	Bill Lindsay	82
1998-99	Radek Dvorak, Kirk Muller, Rob Niedermayer	82
1999-00	Todd Simpson, Jaroslav Spacek, Robert Svehla	82
2000-01	Pavel Bure, Robert Svehla	82
2001-02	Robert Svehla	82
2002-03	Jay Bouwmeester, Ivan Majesky, Marcus Nilson	82
2003-04	Olli Jokinen, Lyle Odelein	82
2005-06	Jay Bouwmeester, Martin Gelin, Olli Jokinen	82
2006-07	Bryan Allen, Jay Bouwmeester, Martin Gelin, Nathan Horton, Olli Jokinen, Ruslan Salei	82
2007-08	Jay Bouwmeester, Nathan Horton, Olli Jokinen	82
2008-09	Keith Ballard, Jay Bouwmeester	82
2009-10	Keith Ballard, Michael Frolik, Bryan McCabe, Steven Reinprecht	82
2010-11	Marty Reasoner, Mike Weaver, David Booth, Mike Santorelli	82
2011-12	Brian Campbell, Tomas Fleischman, Mike Weaver	82
2012-13	Jonathan Huberdeau, Tomas Fleischman, Brian Campbell, Shawn Matthias	48
2013-14	Brian Campbell	82
2014-15	Brian Campbell, Derek MacKenzie	82
2015-16	Brian Campbell, Reilly Smith	82
2016-17	Jaromir Jagr, Derek MacKenzie, Mark Pysyk, Vincent Trocheck, Keith Yandle	82
2017-18	Nick Bjugstad, Aaron Ekblad, Jonathan Huberdeau, Mark Pysyk, Vincent Trocheck, Keith Yandle	82
2018-19	Aleksander Barkov, Evgenii Dadonov, Aaron Ekblad, Mike Hoffman, Jonathan Huberdeau, Keith Yandle	82
2019-20	Brett Connolly, Evgenii Dadonov, Mike Hoffman, Jonathan Huberdeau, Colton Sceviour, Anton Stralman, Frank Vatrano, Keith Yandle	69

SEASON	PLAYER	GOALS
1993-94	Scott Mellanby	30
1994-95	Jesse Belanger	15
1995-96	Scott Mellanby	32
1996-97	Ray Sheppard	29
1997-98	Ray Whitney	32
1998-99	Ray Whitney	26
1999-00	Pavel Bure	58
2000-01	Pavel Bure	59
2001-02	Kristian Huselius	23
2002-03	Olli Jokinen	36
2003-04	Olli Jokinen	26
2005-06	Olli Jokinen	38
2006-07	Olli Jokinen	39
2007-08	Olli Jokinen	34
2008-09	David Booth	31
2009-10	Stephen Weiss	28
2010-11	David Booth	23
2011-12	Tomas Fleischman	27
2012-13	Tomas Kopecky	15
2013-14	Brad Boyes	21
2014-15	Nick Bjugstad	24
2015-16	Aleksander Barkov	28
2016-17	Jonathan Marchessault	30
2017-18	Vincent Trocheck	31
2018-19	Mike Hoffman	36
2019-20	Mike Hoffman	29



OLLI JOKINEN



REGULAR SEASON TEAM LEADERS

SEASON	PLAYER	ASSISTS	SEASON	PLAYER	+/- (MIN. 20 GP)
1993-94	Jesse Belanger	33	1993-94	Brian Skrudland	+13
1994-95	Stu Barnes	19	1994-95	Paul Laus	+12
1995-96	Robert Svehla	49	1995-96	Bill Lindsay	+13
1996-97	Robert Svehla	32	1996-97	Rhett Warrener	+20
1997-98	Robert Svehla	34	1997-98	Ray Whitney	+10
1998-99	Ray Whitney	38	1998-99	Jaroslav Spacek	+15
1999-00	Viktor Kozlov	53	1999-00	Pavel Bure	+25
2000-01	Pavel Bure	33	2000-01	Denis Shvidki	+6
2001-02	Pavel Bure	27	2001-02	Darren Van Impe	+3
2002-03	Viktor Kozlov	34	2002-03	Andreas Lilja	+8
2003-04	Olli Jokinen	32	2003-04	Pavel Trnka	+2
2005-06	Olli Jokinen	51	2005-06	Martin Gelas	+27
2006-07	Olli Jokinen	52	2006-07	Jay Bouwmeester	+23
2007-08	Olli Jokinen	37	2007-08	Jassen Cullimore	+21
2008-09	Stephen Weiss	47	2008-09	Stephen Weiss	+19
2009-10	Nathan Horton	37	2009-10	Jason Garrison	+5
2010-11	Stephen Weiss	28	2010-11	Chris Higgins	+5
2011-12	Brian Campbell	4	2011-12	Jason Garrison	+6
2012-13	Tomas Fleischmann	23	2012-13	Eric Selleck	+2
2013-14	Brian Campbell	30	2013-14	Scottie Upshall	+1
2014-15	Brian Campbell	39	2014-15	Aaron Ekblad, Tomas Fleischmann	+12
2015-16	Jussi Jokinen	42	2015-16	Brian Campbell	+31
2016-17	Keith Yandle	36	2016-17	Aleksander Barkov	+13
2017-18	Aleksander Barkov	51	2017-18	Jared McCann	+11
2018-19	Jonathan Huberdeau	62	2018-19	Nick Bjugstad	+2
2019-20	Jonathan Huberdeau	55	2019-20	Aaron Ekblad	+12

SEASON	PLAYER	POINTS	SEASON	PLAYER	PIM
1993-94	Scott Mellanby	60	1993-94	Brent Severyn	156
1994-95	Stu Barnes, Jesse Belanger	29	1994-95	Paul Laus	138
1995-96	Scott Mellanby	70	1995-96	Paul Laus	236
1996-97	Ray Sheppard	60	1996-97	Paul Laus	313
1997-98	Ray Whitney	61	1997-98	Paul Laus	293
1998-99	Ray Whitney	64	1998-99	Peter Worrell	258
1999-00	Pavel Bure	94	1999-00	Todd Simpson	202
2000-01	Pavel Bure	92	2000-01	Peter Worrell	248
2001-02	Pavel Bure	49	2001-02	Peter Worrell	354
2002-03	Olli Jokinen	65	2002-03	Peter Worrell	193
2003-04	Olli Jokinen	58	2003-04	Darcy Hordichuk	158
2005-06	Olli Jokinen	89	2005-06	Chris Gratton	104
2006-07	Olli Jokinen	91	2006-07	Steve Montador	119
2007-08	Olli Jokinen	71	2007-08	Nathan Horton	85
2008-09	Stephen Weiss	61	2008-09	Nick Boynton	91
2009-10	Stephen Weiss	60	2009-10	Bryan Allen	99
2010-11	Stephen Weiss	49	2010-11	Darcy Hordichuk	76
2011-12	Tomas Fleischmann	61	2011-12	Krys Barch	114
2012-13	Tomas Fleischmann	35	2012-13	George Parros	57
2013-14	Nick Bjugstad	38	2013-14	Erik Gudbranson	114
2014-15	Jonathan Huberdeau	54	2014-15	Erik Gudbranson	58
2015-16	Jaromir Jagr	66	2015-16	Alex Petrovic	90
2016-17	Vincent Trocheck	54	2016-17	Alex Petrovic	79
2017-18	Aleksander Barkov	78	2017-18	Micheal Haley	212
2018-19	Aleksander Barkov	96	2018-19	MacKenzie Weegar	64
2019-20	Jonathan Huberdeau	78	2019-20	Josh Brown	39



SEASON	PLAYER	POWER-PLAY GOALS	SEASON	PLAYER	SHORTHANDED GOALS
1993-94	Scott Mellanby	17	1993-94	Scott Mellanby	17
1994-95	Jesse Belanger	6	1994-95	Jesse Belanger	6
1995-96	Scott Mellanby	19	1995-96	Scott Mellanby	19
1996-97	Ray Sheppard	13	1996-97	Ray Sheppard	13
1997-98	Ray Whitney	12	1997-98	Ray Whitney	12
1998-99	Ray Whitney	7	1998-99	Ray Whitney	7
1999-00	Pavel Bure	11	1999-00	Pavel Bure	11
2000-01	Pavel Bure	19	2000-01	Pavel Bure	19
2001-02	Pavel Bure	9	2001-02	Pavel Bure	9
2002-03	Olli Jokinen	13	2002-03	Olli Jokinen	13
2003-04	Olli Jokinen	8	2003-04	Olli Jokinen	8
2005-06	Olli Jokinen	14	2005-06	Olli Jokinen	14
2006-07	Stephen Weiss	10	2006-07	Stephen Weiss	10
2007-08	Olli Jokinen	18	2007-08	Olli Jokinen	18
2008-09	David Booth	11	2008-09	David Booth	11
2009-10	Stephen Weiss	12	2009-10	Stephen Weiss	12
2010-11	David Booth, Dennis Wideman	8	2010-11	David Booth, Dennis Wideman	8
2011-12	Jason Garrison	9	2011-12	Jason Garrison	9
2012-13	Brian Campbell	6	2012-13	Brian Campbell	6
2013-14	Sean Bergenheim, Aleksander Barkov, Jimmy Hayes	3	2013-14	Sean Bergenheim, Aleksander Barkov, Jimmy Hayes	3
2014-15	Nick Bjugstad, Brandon Pirri	7	2014-15	Nick Bjugstad, Brandon Pirri	7
2015-16	Aleksander Barkov	9	2015-16	Aleksander Barkov	9
2017-17	Jaromir Jagr, Jonathan Marchessault	8	2016-17	Colton Sceviour	3
2017-18	Vincent Trocheck	13	2017-18	Aleksander Barkov	5
2018-19	Mike Hoffman	17	2018-19	Troy Brouwer, Jared McCann, Vincent Trocheck	1
2019-20	Evgenii Dadonov, Mike Hoffman	11	2019-20	Frank Vatrano	2

SEASON	PLAYER	POWER-PLAY POINTS	SEASON	PLAYER	GAME-WINNING GOALS
1993-94	Gord Murphy	28	1993-94	Jody Hull	5
1994-95	Jesse Belanger	14	1994-95	Scott Mellanby	5
1995-96	Scott Mellanby	35	1995-96	Johan Garpenlov	7
1996-97	Ray Sheppard	22	1996-97	Ray Sheppard	7
1997-98	Ray Whitney	27	1997-98	Bill Lindsay	5
1998-99	Ray Whitney	24	1998-99	Ray Whitney	6
1999-00	Ray Whitney	22	1999-00	Pavel Bure	14
2000-01	Pavel Bure	28	2000-01	Pavel Bure	8
2001-02	Pavel Bure	21	2001-02	Ivan Novoseltsev	5
2002-03	Olli Jokinen	24	2002-03	Olli Jokinen	6
2003-04	Olli Jokinen	24	2003-04	Olli Jokinen	8
2005-06	Olli Jokinen	37	2005-06	Olli Jokinen	9
2006-07	Olli Jokinen	28	2006-07	Olli Jokinen	8
2007-08	Olli Jokinen	33	2007-08	David Booth	6
2008-09	Cory Stillman, Stephen Weiss	21	2008-09	David Booth, Nathan Horton	5
2009-10	Stephen Weiss	22	2009-10	Nathan Horton, Cory Stillman	4
2010-11	Stephen Weiss	19	2010-11	Marty Reasoner	4
2011-12	Brian Campbell	31	2011-12	Stephen Weiss	6
2012-13	Brian Campbell	17	2012-13	Tomas Fleischmann, Brian Campbell, Dmitry Kulikov	2
2013-14	Brian Campbell	12	2013-14	Nick Bjugstad	4
2014-15	Aaron Ekblad	13	2014-15	Aaron Ekblad, Brad Boyes, Brandon Pirri	4
2015-16	Aleksander Barkov	16	2015-16	Aleksander Barkov	8
2016-17	Jonathan Marchessault, Keith Yandle	18	2016-17	Jonathan Marchessault	6
2017-18	Vincent Trocheck	27	2017-18	Evgenii Dadonov	6
2018-19	Keith Yandle	39	2018-19	Mike Hoffman	6
2019-20	Jonathan Huberdeau	29	2019-20	Noel Acciari	5

PANTHERS RECORDS



SEASON	PLAYER	SHOTS ON GOAL	SEASON	GOALTENDER	WINS
1993-94	Scott Mellanby	204	1993-94	John Vanbiesbrouck	21
1994-95	Scott Mellanby	130	1994-95	John Vanbiesbrouck	14
1995-96	Scott Mellanby	225	1995-96	John Vanbiesbrouck	26
1996-97	Ray Sheppard	226	1996-97	John Vanbiesbrouck	27
1997-98	Scott Mellanby	188	1997-98	John Vanbiesbrouck	18
1998-99	Viktor Kozlov	209	1998-99	Sean Burke	21
1999-00	Pavel Bure	360	1999-00	Mike Vernon	18
2000-01	Pavel Bure	384	2000-01	Roberto Luongo	12
2001-02	Pavel Bure	238	2001-02	Roberto Luongo	16
2002-03	Olli Jokinen	240	2002-03	Roberto Luongo	20
2003-04	Olli Jokinen	280	2003-04	Roberto Luongo	25
2005-06	Olli Jokinen	351	2005-06	Roberto Luongo	35
2006-07	Olli Jokinen	351	2006-07	Ed Belfour	27
2007-08	Olli Jokinen	341	2007-08	Tomas Vokoun	30
2008-09	David Booth	246	2008-09	Tomas Vokoun	26
2009-10	Michael Frolik	219	2009-10	Tomas Vokoun	23
2010-11	David Booth	280	2010-11	Tomas Vokoun	22
2011-12	Tomas Fleischmann	217	2011-12	Jose Theodore	22
2012-13	Peter Mueller	131	2012-13	Jacob Markstrom	8
2013-14	Sean Bergenheim	190	2013-14	Tim Thomas	16
2014-15	Nick Bjugstad	207	2014-15	Roberto Luongo	28
2015-16	Aaron Ekblad	182	2015-16	Roberto Luongo	35
2016-17	Vincent Trocheck	230	2016-17	James Reimer	18
2017-18	Vincent Trocheck	237	2017-18	James Reimer	22
2018-19	Mike Hoffman	253	2018-19	Roberto Luongo	18
2019-20	Mike Hoffman	214	2019-20	Sergei Bobrovsky	23

SEASON	GOALTENDER	GAMES PLAYED	SEASON	GOALTENDER	SHUTOUTS
1993-94	John Vanbiesbrouck	57	1993-94	John Vanbiesbrouck, Mark Fitzpatrick	1
1994-95	John Vanbiesbrouck	37	1994-95	John Vanbiesbrouck	4
1995-96	John Vanbiesbrouck	57	1995-96	John Vanbiesbrouck	2
1996-97	John Vanbiesbrouck	57	1996-97	John Vanbiesbrouck	2
1997-98	John Vanbiesbrouck	60	1997-98	John Vanbiesbrouck	4
1998-99	Sean Burke	59	1998-99	Sean Burke	3
1999-00	Mike Vernon	34	1999-00	Trevor Kidd, Mike Vernon	1
2000-01	Roberto Luongo	47	2000-01	Roberto Luongo	5
2001-02	Roberto Luongo	58	2001-02	Roberto Luongo	4
2002-03	Roberto Luongo	65	2002-03	Roberto Luongo	6
2003-04	Roberto Luongo	72	2003-04	Roberto Luongo	7
2005-06	Roberto Luongo	75	2005-06	Roberto Luongo	4
2006-07	Ed Belfour	58	2006-07	Ed Belfour, Alex Auld	1
2007-08	Tomas Vokoun	69	2007-08	Tomas Vokoun	4
2008-09	Tomas Vokoun	59	2008-09	Tomas Vokoun	6
2009-10	Tomas Vokoun	63	2009-10	Tomas Vokoun	7
2010-11	Tomas Vokoun	57	2010-11	Tomas Vokoun	6
2011-12	Jose Theodore	53	2011-12	Jose Theodore	3
2012-13	Jacob Markstrom	23	2012-13	Jacob Markstrom, Scott Clemmensen, Jose Theodore	0
2013-14	Tim Thomas	40	2013-14	Roberto Luongo	1
2014-15	Roberto Luongo	61	2014-15	Roberto Luongo	2
2015-16	Roberto Luongo	62	2015-16	Roberto Luongo	4
2016-17	James Reimer	43	2016-17	James Reimer	3
2017-18	James Reimer	44	2017-18	James Reimer	4
2018-19	Roberto Luongo	43	2018-19	Roberto Luongo	1
2019-20	Sergei Bobrovsky	50	2019-20	Sergei Bobrovsky, Chris Driedger	1

PANTHERS RECORDS



SEASON	GOALTENDER	GAA (MIN. 20 GP)	SEASON	GOALTENDER	SV% (MIN. 20 GP)
1993-94	John Vanbiesbrouck	2.53	1993-94	John Vanbiesbrouck	.924
1994-95	John Vanbiesbrouck	2.47	1994-95	John Vanbiesbrouck	.914
1995-96	John Vanbiesbrouck	2.68	1995-96	John Vanbiesbrouck	.903
1996-97	John Vanbiesbrouck	2.29	1996-97	John Vanbiesbrouck	.919
1997-98	John Vanbiesbrouck	2.87	1997-98	John Vanbiesbrouck	.899
1998-99	Sean Burke	2.66	1998-99	Sean Burke	.907
1999-00	Mikhail Shtalenkov	2.31	1999-00	Mike Vernon	.919
2000-01	Roberto Luongo	2.44	2000-01	Roberto Luongo	.920
2001-02	Roberto Luongo	2.77	2001-02	Roberto Luongo	.915
2002-03	Roberto Luongo	2.71	2002-03	Roberto Luongo	.918
2003-04	Roberto Luongo	2.43	2003-04	Roberto Luongo	.931
2005-06	Roberto Luongo	2.97	2005-06	Roberto Luongo	.914
2006-07	Ed Belfour	2.77	2006-07	Ed Belfour	.902
2007-08	Tomas Vokoun	2.68	2007-08	Tomas Vokoun	.919
2008-09	Tomas Vokoun	2.49	2008-09	Tomas Vokoun	.926
2009-10	Tomas Vokoun	2.55	2009-10	Tomas Vokoun	.925
2010-11	Tomas Vokoun	2.55	2010-11	Tomas Vokoun	.922
2011-12	Jose Theodore	2.46	2011-12	Jose Theodore	.917
2012-13	Scott Clemmensen	3.67	2012-13	Jacob Markstrom	.901
2013-14	Tim Thomas	2.87	2013-14	Tim Thomas	.909
2014-15	Roberto Luongo	2.35	2014-15	Roberto Luongo	.921
2015-16	Al Montoya	2.18	2015-16	Roberto Luongo	.922
2016-17	James Reimer	2.53	2016-17	James Reimer	.920
2017-18	Roberto Luongo	2.47	2017-18	Roberto Luongo	.929
2018-19	James Reimer	3.09	2018-19	James Reimer	.900
2019-20	Sergei Bobrovsky	3.23	2019-20	Sergei Bobrovsky	.900



ROBERTO LUONGO



PANTHERS PENALTY SHOTS

PLAYER	YEAR	DATE	OPPONENT	H/A	GOALTENDER	RESULT
Mike Hough	1995-96	2/29/96	Washington	Home	Kolzig	No Goal
Martin Straka	1995-96	4/3/96	Ottawa	Away	Rhodes	No Goal
Rob Niedermayer	1996-97	3/13/97	Vancouver	Home	Hirsch	No Goal
Tom Fitzgerald	1997-98	1/31/98	Tampa Bay	Home	Fitzpatrick	No Goal
Pavel Bure	1998-99	2/26/99	Detroit	Away	Osgood	Goal
Ray Whitney	1998-99	3/21/99	Anaheim	Away	Hebert	Goal
Viktor Kozlov	1999-00	2/23/00	Washington	Away	Kolzig	Goal
Pavel Bure	2001-02	1/25/02	Carolina	Away	Irbe	No Goal
Pavel Bure	2001-02	2/9/02	Boston	Away	Dafoe	No Goal
Vaclav Nedorost	2003-04	12/13/03	Nashville	Away	Vokoun	No Goal
Nathan Horton	2003-04	1/8/04	Philadelphia	Away	Hackett	Goal
Gregory Campbell	2006-07	12/2/06	Atlanta	Home	Lehtonen	No Goal
Ville Peltonen	2006-07	3/3/07	Tampa Bay	Home	Denis	Goal
Bryan Allen	2006-07	4/7/07	Carolina	Away	Grahame	No Goal
Jozef Stumpel	2007-08	10/27/07	Nashville	Away	Ellis	Goal
Kamil Krepis	2007-08	12/5/07	Ottawa	Home	Emery	No Goal
Stephen Weiss	2007-08	12/7/07	NY Islanders	Home	DiPietro	No Goal
Radek Dvorak	2007-08	12/30/07	Philadelphia	Home	Nittymaki	No Goal
Nathan Horton	2007-08	2/16/08	Carolina	Away	Grahame	Goal
Michael Frolik	2008-09	1/10/09	Atlanta	Home	Lehtonen	Goal
David Booth	2008-09	1/19/09	Buffalo	Home	Miller	Goal
Radek Dvorak	2008-09	1/29/09	Montreal	Home	Price	Goal
David Booth	2008-09	3/1/09	Washington	Away	Theodore	No Goal
Shawn Matthias	2009-10	1/26/10	Montreal	Home	Halak	Goal
David Booth	2010-11	3/19/11	NY Islanders	Home	DiPietro	No Goal
Radek Dvorak	2010-11	11/27/10	Tampa Bay	Away	Ellis	Goal
David Booth	2010-11	10/30/10	Montreal	Away	Price	Goal
Stephen Weiss	2011-12	12/20/11	Phoenix	Home	LaBarbera	No Goal
Jack Skille	2011-12	11/29/11	Carolina	Away	Ward	No Goal
Tomas Kopecky	2011-12	10/22/11	NY Islanders	Home	Nabokov	No Goal
Quinton Howden	2012-13	4/20/13	New Jersey	Away	Brodeur	No Goal
Jonathan Huberdeau	2012-13	3/5/13	Winnipeg	Home	Ondrej Pavelec	Goal
Jonathan Huberdeau	2012-13	2/21/13	Philadelphia	Away	Ilya Bryzgalov	Goal
Jonathan Huberdeau	2013-14	10/22/13	Chicago	Home	Corey Crawford	No Goal
Sean Bergenheim	2013-14	3/7/14	Buffalo	Home	Michal Neuvirth	No Goal
Derek MacKenzie	2014-15	2/24/15	Chicago	Away	Darling	No Goal
Brandon Pirri	2015-16	11/14/15	Tampa Bay	Away	Bishop	Goal
Reilly Smith	2015-16	11/21/15	NY Rangers	Home	Lundqvist	No Goal
Jonathan Huberdeau	2015-16	12/6/15	New Jersey	Away	Schneider	No Goal
Vincent Trocheck	2016-17	10/29/16	Buffalo	Away	Lehner	No Goal
Denis Malgin	2016-17	12/28/16	Toronto	Home	Andersen	No Goal
Reilly Smith	2016-17	3/27/17	Buffalo	Home	Lehner	No Goal
Evgenii Dadonov	2017-18	2/12/18	Edmonton	Away	Talbot	Goal
Evgenii Dadonov	2018-19	2/2/19	Vegas	Home	Fleury	No Goal
Evgenii Dadonov	2018-19	12/18/18	Buffalo	Away	Hutton	Goal
Aleksander Barkov	2018-19	10/20/18	Detroit	Home	Howard	No Goal
Noel Acciari	2019-20	12/20/20	Dallas	Home	Khudobin	Goal
Frank Vatrano	2019-20	1/12/20	Toronto	Away	Andersen	No Goal
Brett Connolly	2019-20	2/26/20	Vegas	Away	Fleury	No Goal



PENALTY SHOTS VS. PANTHERS

PLAYER	YEAR	DATE	OPPONENT	H/A	GOALTENDER	RESULT
Zigmund Palffy	1993-94	4/14/94	NY Islanders	Home	Vanbiesbrouck	No Goal
Dean McAmmond	1995-96	1/5/96	Edmonton	Away	Fitzpatrick	No Goal
Jaromir Jagr	1996-97	11/9/96	Pittsburgh	Home	Fitzpatrick	No Goal
Mike Sillinger	1996-97	1/14/97	Vancouver	Away	Fitzpatrick	Goal
Mario Lemieux	1996-97	4/11/97	Pittsburgh	Home	Vanbiesbrouck	Goal
Trent Klatt	1997-98	10/1/97	Philadelphia	Away	Vanbiesbrouck	No Goal
Paul Kariya	1997-98	1/21/98	Anaheim	Away	Weekes	Goal
Derek King	1997-98	2/7/98	Toronto	Away	Vanbiesbrouck	Goal
Ted Donato	1998-99	4/12/99	Ottawa	Away	McLean	No Goal
Terry Yake	1999-00	11/18/99	St. Louis	Away	Burke	No Goal
Claude Lapointe	1999-00	1/12/00	NY Islanders	Home	Vernon	No Goal
Magnus Arvedson	2002-03	1/22/03	Ottawa	Home	Hurme	No Goal
Michael Peca	2003-04	11/19/03	NY Islanders	Home	Luongo	No Goal
P.J. Axelsson	2003-04	1/24/04	Boston	Away	Luongo	No Goal
Alexander Korolyuk	2003-04	2/3/04	San Jose	Away	Luongo	No Goal
Miroslav Satan	2005-06	10/10/05	NY Islanders	Away	Luongo	No Goal
Erik Cole	2005-06	11/11/05	Carolina	Home	Luongo	No Goal
Marian Hossa	2005-06	12/17/05	Atlanta	Away	Luongo	No Goal
Alex Kovalev	2005-06	12/30/05	Montreal	Away	Luongo	No Goal
Matt Pettinger	2005-06	04/15/06	Washington	Home	McLennan	No Goal
Thomas Vanek	2006-07	11/10/06	Buffalo	Away	Auld	No Goal
Vincent Lecavalier	2006-07	11/22/06	Tampa Bay	Home	Auld	No Goal
Valtteri Filppula	2007-08	12/15/07	Detroit	Away	Vokoun	Goal
Pavel Datsyuk	2007-08	12/15/07	Detroit	Away	Vokoun	No Goal
Markus Naslund	2007-08	2/1/08	Vancouver	Home	Vokoun	No Goal
Martin St. Louis	2009-10	1/14/10	Tampa Bay	Away	Vokoun	No Goal
Vincent Lecavalier	2010-11	1/21/11	Tampa Bay	Home	Vokoun	No Goal
Vincent Lecavalier	2010-11	4/8/11	Tampa Bay	Away	Clemmensen	Goal
Matt Read	2011-12	11/13/11	Philadelphia	Home	Theodore	Goal
Benoit Pouliot	2012-13	4/27/13	Tampa Bay	Away	Markstrom	No Goal
Guillaume Latendresse	2012-13	1/24/13	Ottawa	Home	Theodore	No Goal
Alexander Steen	2013-14	10/5/13	@ St Louis	Away	Thomas	Goal
Patrick Marleau	2014-15	11/20/14	San Jose	Away	Luongo	No Goal
Carl Hagelin	2014-15	2/2/15	NY Rangers	Away	Luongo	No Goal
Tyler Johnson	2014-15	3/1/15	Tampa Bay	Home	Montoya	No Goal
Steven Stamkos	2015-16	11/14/15	Tampa Bay	Away	Luongo	No Goal
Chris Kreider	2015-16	11/21/15	NY Rangers	Home	Luongo	No Goal
Nathan MacKinnon	2015-16	3/3/16	Colorado	Away	Luongo	No Goal
Anthony Duclair	2015-16	3/5/16	Arizona	Away	Montoya	No Goal
Brad Marchand	2016-17	11/1/16	Boston	Home	Luongo	Goal
Joe Pavelski	2016-17	2/15/17	San Jose	Away	Luongo	No Goal
Leon Draisaitl	2017-18	2/12/18	Edmonton	Away	Reimer	Goal
Jean-Gabriel Pageau	2017-18	3/29/2018	Ottawa	Away	Reimer	Goal
Antoine Roussel	2018-19	10/13/18	Vancouver	Home	Reimer	Goal
Johnny Gaudreau	2019-20	3/1/20	Calgary	Home	Montembeault	No Goal
David Pastrnak	2019-20	12/14/19	Boston	Home	Bobrovsky	No Goal



PANTHERS HAT TRICKS

YEAR	NO.	PLAYER	DATE	SCORE	GOALTENDER
1993-94		NO HAT TRICKS			
1994-95		NO HAT TRICKS			
1995-96	1	Johan Garpenlov	1/23/96	Panthers 5 at Washington 4	Carey
	2	Ray Sheppard	3/21/96	Panthers 3 vs. NY Islanders 2	Fichaud
1996-97	3	Ray Sheppard	11/26/96	Panthers 4 vs. Sabres 3	Hasek, Trefilov
	4	Ray Sheppard	12/22/96	Panthers 3 at NY Rangers 7	Richter
	5	Ray Sheppard	3/13/97	Panthers 5 vs. Vancouver 4	Hirsch
1997-98	6	Dave Gagner	10/4/97	Panthers 5 at Pittsburgh 3	Wregget
	7	Ray Sheppard	11/26/97	Panthers 10 vs. Boston 5	Dafoe, Carey
1998-99	8	Mark Parrish (4)	10/30/98	Panthers 7 at Chicago 3	Fitzpatrick, Hackett
	9	Pavel Bure	1/26/99	Panthers 3 at Philadelphia 3	Vanbiesbrouck
	10	Pavel Bure	3/3/99	Panthers 5 vs. Colorado 7	Roy
1999-00	11	Pavel Bure	12/8/99	Panthers 6 at Phoenix 1	Essensa, Esche
	12	Pavel Bure	12/17/99	Panthers 4 at Buffalo 2	Biron
	13	Pavel Bure (4)	1/1/00	Panthers 7 vs. Tampa Bay 5	Hodson
	14	Viktor Kozlov	1/5/00	Panthers 5 at Anaheim 1	Hebert, Roussel
	15	Pavel Bure	3/18/00	Panthers 4 at NY Islanders 2	Weekes
2000-01	16	Pavel Bure (4)	2/10/01	Panthers 7 at Atlanta 3	Hnilicka, Rhodes
	17	Pavel Bure	2/14/01	Panthers 4 vs. Phoenix 3	Esche
	18	Pavel Bure	3/11/01	Panthers 4 at NY Islanders 1	DiPietro
	19	Pavel Bure	3/17/01	Panthers 3 vs. Toronto 5	Joseph
2001-02		NO HAT TRICKS			
2002-03		NO HAT TRICKS			
2003-04		NO HAT TRICKS			
2005-06	20	Olli Jokinen	11/25/05	Panthers 6 vs. Pittsburgh 3	Caron, Thibault
	21	Nathan Horton	12/13/05	Panthers 7 vs. Nashville 3	Finley
	22	Jonathan Sim	2/7/06	Panthers 5 at Washington 0	Kolzig
	23	Joe Nieuwendyk	4/11/06	Panthers 5 at Toronto 6	Aubin
2006-07	24	Olli Jokinen	11/16/06	Panthers 5 vs. Montreal 1	Aebischer
	25	Olli Jokinen	1/10/07	Panthers 5 vs. Pittsburgh 2	Thibault
	26	Stephen Weiss	1/13/07	Panthers 7 vs. Washington 3	Kolzig
	27	Olli Jokinen	2/27/07	Panthers 6 at Washington 5	Johnson
2007-08	28	Richard Zednik	2/5/08	Panthers 8 at Toronto 0	Raycroft, Toskala
2008-09	29	David Booth	11/9/08	Panthers 3 at Anaheim 1	Giguere
	30	David Booth	3/7/09	Panthers 5 vs. St. Louis 3	Mason
2009-10	31	Steven Reinprecht	10/30/09	Panthers 6 at Dallas 5 (SO)	Auld
	32	Stephen Weiss	12/2/09	Panthers 6 vs. Colorado 5 (SO)	Anderson
	33	Nathan Horton	12/14/09	Panthers 7 at NY Islanders 1	Rolosen, Biron
	34	Radek Dvorak	1/3/10	Panthers 6 vs. Pittsburgh 2	Fleury
2010-11		NO HAT TRICKS			
2011-12	35	Kris Versteeg	11/10/11	Panthers 5 at Winnipeg 2	Pavelec
2012-13	36	Tomas Kopecky	2/26/13	Panthers 6 vs. Pittsburgh 4	Vokoun
2013-14		NO HAT TRICKS			
2014-15		NO HAT TRICKS			
2015-16		NO HAT TRICKS			
2016-17	37	Colton Sceviour	10/30/16	Panthers 5 at Red Wings 2	Mrazek, Howard
2016-17	38	Jonathan Marchessault	3/25/17	Panthers 7 vs. Chicago 0	Crawford, Darling
2017-18	39	Radim Vrbata	10/26/17	Panthers 8 vs. Anaheim 3	Gibson, Berra
2017-18	40	Vincent Trocheck	11/12/17	Panthers 7 at Edmonton 5	Talbot
2017-18	41	Evgenii Dadonov	2/24/18	Panthers 6 vs. Pittsburgh 5	Murray, Jarry
2017-18	42	Nick Bjugstad	3/6/18	Panthers 4 at Tampa Bay 5 [OT]	Vasilevskiy
2018-19	43	Aleksander Barkov	12/15/2018	Panthers 4 vs. Toronto 3 (OT)	Andersen
2018-19	44	Aleksander Barkov	2/17/2019	Panthers 6 vs. Montreal 3	Niemi, Price
2019-20	45	Mike Hoffman	10/5/19	Panthers 4 vs. Tampa Bay 3	Vasilevskiy



PANTHERS HAT TRICKS

YEAR	NO.	PLAYER	DATE	SCORE	GOALTENDER
2019-20	46	Noel Acciari	12/16/20	Panthers 6 vs. Ottawa 1	Nilsson
2019-20	47	Noel Acciari	12/20/20	Panthers 7 vs. Dallas 4	Bishop, Khudobin
2019-20	48	Frank Vatrano	1/21/20	Panthers 4 at Chicago 3	Lehner
2019-20	49	Mark Pysyk	2/23/20	Panthers 5 at Toronto 3	Andersen, Hutchinson





PANTHERS HAT TRICKS AGAINST

YEAR	NO.	PLAYER	DATE	SCORE	GOALTENDER
1993-94	1	Brendan Shanahan	10/7/93	Panthers 3 at St. Louis 5	Fitzpatrick
1994-95	2	Eric Lindros	3/18/95	Panthers 3 vs. Philadelphia 4 (OT)	Vanbiesbrouck
	3	Steven Rice	3/29/95	Panthers 4 vs. Hartford 4	Vanbiesbrouck, Fitzpatrick
1995-96	4	Adam Oates (4)	12/14/95	Panthers 3 at Boston 6	Vanbiesbrouck
	5	Mario Lemieux	12/30/95	Panthers 5 at Pittsburgh 6	Vanbiesbrouck, Fitzpatrick
	6	Martin Rucinsky	1/25/96	Panthers 2 vs. Montreal 6	Vanbiesbrouck, Fitzpatrick
	7	Pat LaFontaine	2/25/96	Panthers 1 at Buffalo 6	Vanbiesbrouck
	8	Geoff Sanderson	3/2/96	Panthers 1 at Hartford 7	Vanbiesbrouck, Fitzpatrick
1996-97		NO HAT TRICKS AGAINST			
1997-98	9	Keith Tkachuk	12/1/97	Panthers 2 vs. Phoenix 3	Fitzpatrick
	10	Paul Kariya	1/21/98	Panthers 3 at Anaheim 8	Vanbiesbrouck, Weekes
	11	Eric Daze (4)	3/15/98	Panthers 4 vs. Chicago 8	Vanbiesbrouck, Weekes
	12	Mikael Renberg	3/21/98	Panthers 1 at Tampa Bay 5	Vanbiesbrouck
1998-99	13	Peter Forsberg	3/3/99	Panthers 5 vs. Colorado 7	Burke
	14	Anson Carter	4/7/99	Panthers 2 vs. Boston 5	McLean
	15	Steve Sullivan (4)	4/10/99	Panthers 1 at Toronto 9	Burke, McLean
1999-00	16	Nik Antropov	12/20/99	Panthers 4 vs. Toronto 6	Shtalenkov
	17	Mariusz Czerkawski	4/9/00	Panthers 2 at NY Islanders 3	Kidd
	18	Marian Hossa	11/18/00	Panthers 2 at Ottawa 5	Kidd, Luongo
	19	Scott Thornton	3/7/01	Panthers 3 vs. San Jose 3	Luongo
	20	Deron Quint	3/9/01	Panthers 6 vs. Columbus 7 (OT)	Kidd
2000-01		NO HAT TRICKS AGAINST			
2001-02	21	J.P. Dumont	11/12/01	Panthers 3 vs. Buffalo 5	Luongo
	22	Pascal Rheaume (4)	1/19/02	Panthers 1 vs. Atlanta 6	Luongo, Kidd
	23	Yanic Perreault	1/21/02	Panthers 7 vs. Montreal 5	Luongo
2002-03	24	Shawn McEachern	10/12/02	Panthers 5 at Atlanta 4 (OT)	Luongo, Hurme
	25	Jaromir Jagr	1/11/03	Panthers 2 at Washington 12	Luongo, Hurme
2003-04	26	Alyn McCauley	11/1/03	Panthers 2 vs. San Jose 6	Shields
	27	Alex Tanguay	1/21/04	Panthers 5 vs. Colorado 6	Luongo
2005-06	28	Brandon Bochenski	12/5/05	Panthers 3 vs. Ottawa 6	Luongo, McLennan
	29	Chris Clark	3/18/06	Panthers 4 at Washington 3	Luongo
	30	Mats Sundin (4)	4/11/06	Panthers 5 at Toronto 6	McLennan
2006-07	31	Ilya Kovalchuk	10/24/06	Panthers 3 vs. Atlanta 6	Auld
	32	Dany Heatley	11/24/06	Panthers 4 vs. Ottawa 6	Belfour
2007-08		NO HAT-TRICKS AGAINST			
2008-09	33	Maxim Lapierre	12/29/08	Panthers 2 vs. Montreal 5	Anderson
	34	Mike Ribeiro	1/21/09	Panthers 1 vs. Dallas 4	Vokoun
	35	Alexander Ovechkin	2/15/09	Panthers 2 vs. Washington 4	Vokoun
2009-10		NO HAT TRICKS AGAINST			
2010-11		NO HAT TRICKS AGAINST			
2011-12	36	Brad Marchand	12/23/11	Panthers 0 at Boston 8	Theodore, Clemmensen
	37	Martin St. Louis	2/4/12	Panthers 3 at Tampa Bay 6	Clemmensen
2012-13	38	Matt Read	1/26/13	Panthers 1 vs Philadelphia 7	Theodore, Clemmensen
	39	Alex Ovechkin	4/6/13	Panthers 3 vs Washington 4	Markstrom
2013-14	40	David Krejci	3/4/14	Panthers 1 at Boston 4	Thomas
	41	Steven Stamkos	10/10/13	Panthers 2 at Tampa 7	Markstrom
2014-15	42	Mathieu Perreault (4)	1/13/15	Panthers 2 at Winnipeg 8	Luongo, Montoya
2015-16	43	Rick Nash	11/21/15	Panthers 4 vs. Rangers 5 [OT]	Luongo
2015-16	44	Sam Bennett (4)	1/13/16	Panthers 0 at Flames 6	Luongo, Montoya
2015-16	45	Nazem Kadri	3/29/16	Panthers 2 vs. Maple Leafs 5	Luongo
2016-17	46	John Tavares	1/13/17	Panthers 2 vs. Islanders 5	Luongo
2016-17	47	Viktor Arvidsson	2/11/17	Panthers 7 at Predators 4	Luongo
2016-17	48	Sidney Crosby	3/19/17	Panthers 0 at Penguins 4	Reimer
2017-18	49	Dougie Hamilton	2/17/18	Panthers 6 at Flames 3	Luongo
2018-19	50	Patrik Laine	11/1/2018	Panthers 2 vs. Winnipeg 4	Reimer
2018-19	51	Jordan Martinook	11/23/2018	Panthers 1 at Carolina 4	Luongo, Reimer
2018-19	52	John Tavares	3/25/2019	Panthers 5 at Toronto 7	Luongo, Montembeault
2019-20	53	Zach Werenski	12/31/19	Panthers 1 at Columbus 4	Bobrovsky

PANTHERS RECORDS



PANTHERS SHUTOUTS

YEAR	NO.	DATE	OPPONENT	SCORE	GOALTENDER
1993-94	1	10/9/93	at Tampa Bay	2-0	John Vanbiesbrouck
	2	2/6/94	vs. Boston	3-0	Mark Fitzpatrick
1994-95	3	2/9/95	at Philadelphia	3-0	John Vanbiesbrouck
	4	2/15/95	vs. Ottawa	2-0	Mark Fitzpatrick
	5	2/28/95	at NY Rangers	0-0	John Vanbiesbrouck
	6	3/11/95	at Boston	2-0	John Vanbiesbrouck
	7	3/26/95	vs. Pittsburgh	2-0	John Vanbiesbrouck
1995-96	8	4/20/95	vs. New Jersey	1-0	Mark Fitzpatrick
	9	10/21/95	vs. Hartford	3-0	John Vanbiesbrouck
	10	3/17/96	vs. New Jersey	3-0	John Vanbiesbrouck
1996-97	11	10/12/96	vs. Hartford	6-0	John Vanbiesbrouck
	12	1/4/97	at Los Angeles	5-0	John Vanbiesbrouck
1997-98	13	11/15/97	at NY Islanders	1-0	Mark Fitzpatrick
	14	12/18/97	at Washington	4-0	John Vanbiesbrouck
	15	1/27/98	vs. Carolina	3-0	John Vanbiesbrouck
	16	1/31/98	vs. Tampa Bay	2-0	John Vanbiesbrouck
	17	3/29/98	at Chicago	4-0	John Vanbiesbrouck
1998-99	18	10/10/98	at Nashville	1-0	Kirk McLean
	19	1/16/99	vs. NY Islanders	1-0	Sean Burke
	20	2/18/99	at St. Louis	0-0	Sean Burke
	21	3/13/99	vs. Tampa Bay	1-0	Sean Burke
	22	4/12/99	at Ottawa	2-0	Kirk McLean
1999-00	23	11/27/99	vs. Atlanta	3-0	Trevor Kidd
	24	2/16/00	vs. NY Rangers	3-0	Mike Vernon
2000-01	25	10/22/00	at Minnesota	0-0	Roberto Luongo
	26	11/17/00	at Columbus	3-0	Trevor Kidd
	27	12/29/00	vs. Boston	3-0	Roberto Luongo
	28	1/15/01	vs. Dallas	2-0	Roberto Luongo
	29	2/19/01	vs. St. Louis	3-0	Roberto Luongo
2001-02	30	4/7/01	vs. NY Rangers	3-0	Roberto Luongo
	31	10/7/01	at Tampa Bay	5-0	Roberto Luongo
	32	11/7/01	vs. Pittsburgh	2-0	Roberto Luongo
	33	11/16/01	at Buffalo	2-0	Trevor Kidd
	34	11/21/01	vs. Anaheim	6-0	Roberto Luongo
2002-03	35	12/5/01	vs. Columbus	2-0	Roberto Luongo
	36	11/9/02	vs. Calgary	3-0	Jani Hurme
	37	12/6/02	at Carolina	2-0	Roberto Luongo
	38	12/20/02	at Buffalo	3-0	Roberto Luongo
	39	1/15/03	vs. Boston	3-0	Roberto Luongo
2003-04	40	1/18/03	vs. Pittsburgh	3-0	Roberto Luongo
	41	2/6/03	at Pittsburgh	6-0	Roberto Luongo
	42	2/18/03	at Montreal	3-0	Roberto Luongo
	43	11/11/03	vs. Tampa Bay	4-0	Roberto Luongo
	44	12/19/03	vs. Dallas	1-0	Roberto Luongo
	45	1/3/04	vs. Columbus	1-0	Roberto Luongo
	46	2/20/04	at Pittsburgh	2-0	Roberto Luongo
	47	2/23/04	at Boston	2-0	Roberto Luongo
	48	2/25/04	vs. Toronto	4-0	Roberto Luongo
2005-06	49	3/2/04	at Washington	1-0	Roberto Luongo
	50	10/5/05	vs. Atlanta	2-0	Roberto Luongo
	51	10/7/05	vs. Tampa Bay	2-0	Roberto Luongo
	52	1/27/06	vs. New Jersey	4-0	Roberto Luongo
	53	2/7/06	at Washington	5-0	Roberto Luongo

PANTHERS RECORDS



YEAR	NO.	DATE	OPPONENT	SCORE	GOALTENDER
2006-07	54	11/28/06	at Montreal	0-1 SOL	Alex Auld
	55	2/13/07	at Montreal	1-0	Ed Belfour
2007-08	56	10/11/07	vs. New Jersey	3-0	Tomas Vokoun
	57	12/7/07	vs. NY Islanders	3-0	Tomas Vokoun
	58	12/13/07	at St. Louis	1-0	Tomas Vokoun
	59	2/5/08	at Toronto	8-0	Tomas Vokoun
	60	3/2/08	at NY Islanders	1-0	Craig Anderson
2008-09	61	3/4/08	at Boston	1-0	Craig Anderson
	62	10/18/08	vs. NY Islanders	2-0	Tomas Vokoun
	63	11/12/08	vs. Tampa Bay	4-0	Craig Anderson
	64	11/30/08	at NY Rangers	4-0	Craig Anderson
	65	12/11/08	at Edmonton	2-0	Craig Anderson
	66	12/21/08	vs. Colorado	3-0	Tomas Vokoun
	67	12/23/08	vs. Nashville	3-0	Tomas Vokoun
	68	2/12/09	at Carolina	5-0	Tomas Vokoun
	69	2/17/09	vs. New Jersey	4-0	Tomas Vokoun
	70	2/21/09	vs. Boston	2-0	Tomas Vokoun
2009-10	71	10/31/09	at St. Louis	4-0	Tomas Vokoun
	72	11/4/09	vs. Carolina	3-0	Tomas Vokoun
	73	11/12/09	at Boston	1-0 SOW	Tomas Vokoun
	74	1/9/10	at Ottawa	3-0	Tomas Vokoun
	75	1/18/10	vs. Atlanta	1-0	Tomas Vokoun
	76	1/23/10	vs. Toronto	2-0	Tomas Vokoun
	77	1/31/10	vs. NY Islanders	2-0	Tomas Vokoun
	78	4/1/10	at Boston	1-0	Scott Clemmensen
2010-11	79	10/14/10	at Calgary	3-0	Tomas Vokoun
	80	10/16/10	vs. Tampa Bay	6-0	Tomas Vokoun
	81	12/9/10	at Washington	3-0	Tomas Vokoun
	82	12/20/10	at Philadelphia	5-0	Tomas Vokoun
	83	1/2/11	vs. NY Rangers	3-0	Tomas Vokoun
	84	3/17/11	vs. Toronto	4-0	Scott Clemmensen
	85	4/9/11	vs. Washington	1-0	Tomas Vokoun
2011-12	86	10/8/11	at NY Islanders	2-0	Jose Theodore
	87	11/15/11	at Dallas	6-0	Scott Clemmensen
	88	12/8/11	at Boston	2-0	Jose Theodore
	89	3/11/12	vs. Carolina	2-0	Jose Theodore
2012-13		No Shutouts			
2013-14	90	3/7/14	vs. Buffalo	2-0	Roberto Luongo
2014-15	91	10/17/14	at Buffalo	1-0	Roberto Luongo
	92	1/2/15	at Buffalo	2-0	Roberto Luongo
2015-16	93	3/14/15	at Carolina	2-0	Dan Ellis
	94	11/16/15	vs. Tampa Bay	1-0	Roberto Luongo
	95	12/18/15	at Carolina	2-0	Roberto Luongo
	96	1/2/16	vs. NY Rangers	3-0	Roberto Luongo
	97	1/22/16	vs. Chicago	4-0	Roberto Luongo
2016-17	98	1/9/17	at New Jersey	3-0	Roberto Luongo
2016-17	99	3/25/17	vs. Chicago	7-0	James Reimer
2016-17	100	4/8/17	vs. Buffalo	3-0	James Reimer
2016-17	101	4/9/17	at Washington	2-0	James Reimer
2017-18	102	11/16/17	at San Jose	2-0	Roberto Luongo
2017-18	103	11/23/17	vs. Ottawa	1-0	James Reimer
2017-18	104	12/30/17	vs. Montreal	2-0	James Reimer
2017-18	105	3/8/18	vs. Montreal	5-0	Roberto Luongo
2017-18	106	3/15/18	vs. Boston	3-0	James Reimer
2017-18	107	3/19/18	at Montreal	2-0	Roberto Luongo
2017-18	108	3/26/18	at NY Islanders	3-0	James Reimer
2018-19	109	12/4/2018	vs. Boston	5-0	Roberto Luongo
2019-20	110	11/2/19	vs. Detroit	4-0	Sergei Bobrovsky
2019-20	111	11/30/19	vs. Nashville	3-0	Chris Driedger



PANTHERS SHUTOUTS AGAINST

YEAR	NO.	DATE	OPPONENT	SCORE	GOALTENDER
1993-94	1	11/27/93	at Hartford	4-0	Jeff Reese
1994-95	2	2/28/95	at NY Rangers	0-0	Mike Richter
	3	3/24/95	at Buffalo	3-0	Dominik Hasek
	4	4/5/95	vs. NY Rangers	5-0	Mike Richter
	5	4/14/95	at Washington	3-0	Jim Carey
	6	4/26/95	at Buffalo	5-0	Dominik Hasek
1995-96	7	10/7/95	at New Jersey	4-0	Martin Brodeur
	8	1/6/96	at Calgary	2-0	Rick Tabaracci
	9	2/24/96	vs. NY Rangers	4-0	Glenn Healy
	10	3/5/96	at St. Louis	2-0	Grant Fuhr
	11	3/27/96	at NY Rangers	3-0	Mike Richter
1996-97	12	12/3/96	at New Jersey	2-0	Martin Brodeur
	13	1/1/97	vs. Anaheim	3-0	Guy Hebert
	14	1/15/97	at Edmonton	4-0	Curtis Joseph
	15	2/15/97	at NY Islanders	1-0	Tommy Salo
	16	3/1/97	at Tampa Bay	2-0	Rick Tabaracci
	17	3/5/97	vs. Phoenix	3-0	Nikolai Khabibulin
1997-98	18	10/16/97	at Dallas	4-0	Ed Belfour
	19	10/22/97	at Montreal	3-0	Jocelyn Thibault
	20	12/20/97	at Philadelphia	2-0	Garth Snow
	21	3/13/98	vs. Edmonton	4-0	Curtis Joseph
1998-99	22	10/23/98	vs. Vancouver	5-0	Garth Snow
	23	11/14/98	at Pittsburgh	4-0	Tom Barrasso
	24	11/26/98	vs. Boston	1-0	Byron Dafoe
	25	12/23/98	vs. Washington	4-0	Olaf Kolzig
	26	1/18/99	vs. Buffalo	4-0	Dominik Hasek
	27	2/5/99	at Pittsburgh	3-0	Tom Barrasso
	28	2/13/99	at Montreal	4-0	Jeff Hackett
	29	2/18/99	at St. Louis	0-0	Jamie McLennan
	30	3/9/99	at Boston	2-0	Byron Dafoe
	31	4/5/99	vs. Washington	3-0	Olaf Kolzig
1999-00	32	10/24/99	at Philadelphia	2-0	John Vanbiesbrouck
	33	10/30/99	at Ottawa	5-0	Ron Tugnutt
	34	11/18/99	at St. Louis	3-0	Roman Turek
2000-01	35	10/22/00	at Minnesota	0-0	Jamie McLennan
	36	11/1/00	vs. NY Islanders	3-0	Wade Flaherty
	37	12/22/00	vs. New Jersey	2-0	Martin Brodeur
	38	1/17/01	at Chicago	5-0	Jocelyn Thibault
	39	1/19/01	at Buffalo	1-0	Dominik Hasek
	40	4/5/01	at Washington	3-0	Olaf Kolzig
2001-02	41	10/6/01	vs. NY Islanders	3-0	Chris Osgood
	42	10/10/01	vs. Ottawa	2-0	Jani Hurme
	43	11/17/01	at Montreal	1-0	Jose Theodore
	44	11/29/01	at Minnesota	6-0	Dwayne Roloson
	45	12/22/01	vs. St. Louis	2-0	Brent Johnson
	46	1/5/02	at San Jose	6-0	Miikka Kiprusoff
	47	1/12/02	vs. Washington	1-0	Olaf Kolzig
	48	1/16/02	vs. Chicago	3-0	Jocelyn Thibault
	49	2/12/02	at Nashville	1-0	Mike Dunham
	50	3/17/02	at Ottawa	2-0	Patrick Lalime
2002-03	51	12/7/02	vs. Edmonton	4-0	Jussi Markkanen
	52	12/27/02	vs. Dallas	4-0	Ron Tugnutt
	53	2/5/03	vs. Toronto	6-0	Ed Belfour
	54	3/8/03	vs. Buffalo	4-0	Mika Noronen
	55	3/12/03	vs. Montreal	4-0	Jose Theodore
	56	4/1/03	at Washington	3-0	Olaf Kolzig

PANTHERS RECORDS



YEAR	NO.	DATE	OPPONENT	SCORE	GOALTENDER
2003-04	57	11/8/03	at St. Louis	2-0	Chris Osgood
	58	12/3/03	vs. Ottawa	4-0	Martin Prusek
	59	2/3/04	at San Jose	3-0	Evgeni Nabokov
	60	3/9/04	at Toronto	5-0	Ed Belfour
	61	3/27/04	vs. Atlanta	3-0	Kari Lehtonen
2005-06	62	10/17/05	at NY Rangers	4-0	Henrik Lundquist
	63	11/5/05	at Carolina	2-0	Martin Gerber
	64	11/1/05	vs. Carolina	1-0	Martin Gerber
	65	1/3/06	at New Jersey	3-0	Martin Brodeur
	66	1/7/06	at NY Rangers	4-0	Henrik Lundquist
	67	1/21/06	at Anaheim	1-0	Jean Sebastian-Giguere
	68	3/2/06	vs. Montreal	1-0	Cristobal Huet
	69	3/15/06	vs. Philadelphia	4-0	Robert Esche
2006-07	70	10/7/06	at Atlanta	6-0	Kari Lehtonen
	71	10/26/06	at New Jersey	2-0	Martin Brodeur
	72	11/25/06	at Atlanta	1-0	Kari Lehtonen
	73	11/28/06	at Montreal	1-0 SOL	Cristobal Huet
	74	11/30/06	at Ottawa	6-0	Ray Emery
	75	1/30/07	at Pittsburgh	3-0	Marc-Andre Fleury
	76	2/3/07	vs. Los Angeles	7-0	Sean Burke
	77	2/14/07	at Ottawa	4-0	Martin Gerber
	78	4/3/07	at Washington	1-0	Olaf Kolzig
	79	12/30/07	vs. Philadelphia	1-0	Antero Nittymaki
2007-08	80	1/5/08	at Pittsburgh	3-0	Ty Conklin
	81	1/30/08	vs. Buffalo	1-0	Ryan Miller
	82	2/24/08	at NY Rangers	5-0	Henrik Lundqvist
	83	3/29/08	vs. Washington	3-0	Cristobal Huet
	84	10/25/08	at St. Louis	4-0	Ben Bishop
2008-09	85	12/6/08	vs. Boston	4-0	Manny Fernandez
	86	3/17/09	vs. Washington	3-0	Jose Theodore
	86	2/19/09	vs. Chicago	4-0	Cristobal Huet
	87	10/3/09	vs. Chicago	4-0	Anti Niemi
2009-10	88	11/12/09	at Boston	0-1 SOW	Tim Thomas
	89	12/9/09	at Columbus	3-0	Steve Mason
	90	1/7/10	at Montreal	2-0	Jaroslav Halak
	91	1/20/10	at New Jersey	2-0	Martin Brodeur
	92	2/1/10	vs. Anaheim	3-0	Jonas Hiller
	93	2/11/10	vs. Vancouver	3-0	Roberto Luongo
	94	3/11/10	at Colorado	3-0	Craig Anderson
	95	11/18/10	at Boston	4-0	Tuukka Rask
	96	11/26/10	vs. NY Rangers	3-0	Henrik Lundqvist
	97	12/11/10	at Nashville	3-0	Anders Lindback
2010-11	98	3/3/11	vs. Montreal	4-0	Carey Price
	99	3/22/11	at NY Rangers	1-0	Henrik Lundqvist
	100	3/23/11	at Chicago	4-0	Corey Crawford
	101	10/18/11	at Washington	3-0	Tomas Vokoun
	102	10/20/11	vs. Buffalo	3-0	Ryan Miller
	103	12/23/11	at Boston	8-0	Tuukka Rask
	104	2/7/12	at Washington	4-0	Tomas Vokoun
	105	2/19/12	at Anaheim	2-0	Jonas Hiller
2011-12	106	3/1/12	at Winnipeg	7-0	Ondrej Pavelec
	107	3/8/12	at Philadelphia	5-0	Ilya Bryzgalov
	108	1/21/13	at Ottawa	4-0	Craig Anderson
	109	2/9/13	at Washington	5-0	Braden Holtby
	110	2/14/13	vs Ottawa	1-0 OTL	Carey Price
	111	2/18/13	vs Toronto	3-0	Ben Scrivens
	112	3/24/13	at NY Islanders	3-0	Evgeni Nabokov

PANTHERS RECORDS



YEAR	NO.	DATE	OPPONENT	SCORE	GOALTENDER
2013-14	113	4/21/13	at Boston	3-0	Tuukka Rask
	114	4/25/13	vs Toronto	4-0	James Reimer
	115	10/5/13	at St. Louis	7-0	Jaroslav Halak
	116	10/13/13	vs. Los Angeles	3-0	Ben Scrivens
	117	11/1/13	vs. St. Louis	4-0	Brian Elliott
	118	1/16/14	vs. San Jose	3-0	Alex Stalock
2014-15	119	3/22/14	at Los Angeles	4-0	Jonathan Quick
	120	3/27/14	vs. Carolina	3-0	Anton Khudobin
	121	10/13/14	vs. Ottawa	1-0	Craig Anderson
	122	2/13/15	at Stars	2-0	Kari Lehtonen
	123	2/26/15	vs. Blackhawks	3-0	Corey Crawford
	124	4/4/15	at Lightning	4-0	Ben Bishop
2015-16	125	10/12/15	at Philadelphia	1-0	Michal Neuvirth
	126	1/13/16	at Calgary	6-0	Jonas Hiller
	127	2/8/16	at Detroit	3-0	Petr Mrazek
2016-17	128	10/29/16	at Buffalo	3-0	Anders Nilsson
	129	12/3/16	at Ottawa	2-0	Mike Condon
	130	1/7/17	at Boston	4-0	Tuukka Rask
	131	3/19/17	at Pittsburgh	4-0	Marc-Andre Fleury
2017-18	132	11/18/17	at Los Angeles	4-0	Darcy Kuemper
	133	2/20/18	at Toronto	1-0	Frederik Andersen
	134	3/22/18	at Columbus	4-0	Sergei Bobrovsky
2018-19	133	2/12/19	vs. Dallas	3-0	Anton Khudobin
2019-20	134	2/1/20	at Montreal	4-0	Carey Price
	135	2/4/20	at Columbus	1-0	Elvis Merzlikins
	136	3/1/20	vs. Calgary	3-0	Cam Talbot

PANTHERS OVERTIME GAMES

1993-94

DATE	OPPONENT	RESULT	OT-WINNER
10/6	at Chicago	4-4 Tie	
10/17	vs. Tampa Bay	3-3 Tie	
10/19	vs. Los Angeles	2-2 Tie	
10/21	vs. Toronto	4-3 Loss	Pearson (2:17)
10/30	vs. Tampa Bay	2-1 Win	Lowry (4:56)
11/23	vs. Hartford	2-1 Loss	Kron (3:55)
12/2	vs. Buffalo	2-1 Win	Belanger (:23)
12/12	at Dallas	4-4 Tie	
12/15	vs. Montreal	3-3 Tie	
12/19	vs. Boston	2-1 Loss	Juneau (1:55)
12/28	at Washington	3-3 Tie	
1/8	at Boston	2-2 Tie	
1/13	at Pittsburgh	2-2 Tie	
1/26	at Tampa Bay	1-1 Tie	
1/28	vs. San Jose	3-3 Tie	
2/10	at Philadelphia	4-3 Loss	Lindros (:50)
2/20	vs. Detroit	4-3 Loss	Fedorov (4:26)
3/18	vs. Edmonton	4-4 Tie	
3/21	vs. New Jersey	3-3 Tie	
3/23	vs. Toronto*	1-1 Tie	

*(Game was played in Hamilton, Ont.)

1994-95

DATE	OPPONENT	RESULT	OT-WINNER
2/2	vs. Montreal	1-1 Tie	
2/28	at NY Rangers	0-0 Tie	
3/2	at Philadelphia	2-2 Tie	
3/14	vs. Buffalo	2-1 Loss	Khmylev (:54)
3/18	vs. Philadelphia	4-3 Loss	Lindros (2:13)
3/20	at Quebec	5-4 Loss	Nolan (2:33)
3/29	vs. Hartford	4-4 Tie	
4/8	at NY Islanders	2-2 Tie	
4/30	vs. Washington	2-2 Tie	

1995-96

DATE	OPPONENT	RESULT	OT-WINNER
10/31	vs. NY Islanders	5-4 Loss	Sweeney (3:56)
11/16	vs. Vancouver	2-2 Tie	
11/29	vs. Philadelphia	2-1 Loss	Haller (4:30)
12/7	vs. Anaheim	3-3 Tie	
1/10	at Colorado	4-4 Tie	
1/12	at Dallas	6-6 Tie	
1/22	at Philadelphia	1-1 Tie	
2/1	at Boston	2-2 Tie	
2/11	vs. St. Louis	2-2 Tie	
2/16	vs. Colorado	3-2 Loss	Keane (:55)
2/29	vs. Washington	2-2 Tie	
3/13	at NY Rangers	3-3 Tie	
4/12	at NY Islanders	1-1 Tie	

PANTHERS RECORDS



1996-97

DATE	OPPONENT	RESULT	OT-WINNER
10/8	vs. NY Rangers	1-1 Tie	
10/16	at San Jose	3-3 Tie	
10/20	at Phoenix	1-1 Tie	
10/29	at NY Rangers	1-1 Tie	
11/11	at Buffalo	3-2 Loss	Audette (4:01)
11/15	vs. NY Islanders	3-3 Tie	
11/22	at Dallas	2-1 Win	Hull (4:55)
11/29	vs. Hartford	1-1 Tie	
12/8	vs. Dallas	1-1 Tie	
12/23	at NY Islanders	4-3 Win	Sheppard (1:46)
12/26	at Tampa Bay	3-3 Tie	
12/28	at Washington	1-1 Tie	
1/14	at Vancouver	4-4 Tie	
1/22	at Hartford	2-1 Loss	Kron (4:46)
2/3	at Montreal	2-2 Tie	
2/6	at Buffalo	1-1 Tie	
2/7	at New Jersey	2-2 Tie	
2/15	at NY Islanders	1-0 Loss	Lapointe (2:46)
2/20	vs. New Jersey	2-2 Tie	
2/22	vs. Philadelphia	4-3 Loss	Lindros (4:03)
2/25	vs. San Jose	2-2 Tie	
2/27	vs. St. Louis	3-2 Win	Niedermayer (3:50)
3/15	vs. Toronto	3-3 Tie	
3/20	at Ottawa	2-2 Tie	
3/29	vs. Tampa Bay	1-1 Tie	
4/6	at Washington	3-3 Tie	

1997-98

DATE	OPPONENT	RESULT	OT-WINNER
10/13	vs. NY Islanders	2-2 Tie	
10/23	at Ottawa	2-2 Tie	
10/28	vs. Los Angeles	2-2 Tie	
11/1	vs. Buffalo	4-3 Loss	Ward (1:14)
11/12	vs. NY Islanders	2-2 Tie	
11/22	at New Jersey	2-1 Win	Jovanovski (4:08)
11/30	at NY Rangers	1-1 Tie	
12/5	at Washington	3-2 Loss	Toms (3:32)
12/30	vs. San Jose	2-2 Tie	
1/1	vs. New Jersey	2-1 Win	Niedermayer (1:53)
1/2	at Tampa Bay	2-2 Tie	
1/4	vs. Anaheim	3-3 Tie	
1/9	at Calgary	3-3 Tie	
1/10	at Vancouver	2-2 Tie	
1/24	at San Jose	1-1 Tie	
2/3	vs. Detroit	1-1 Tie	
3/28	at Boston	3-2 Win	Lindsay (3:14)
4/11	at Pittsburgh	3-3 Tie	
4/12	at New Jersey	5-5 Tie	
4/18	at Tampa Bay	2-2 Tie	

1998-99

DATE	OPPONENT	RESULT	OT-WINNER
10/16	at Buffalo	2-2 Tie	
10/21	vs. Los Angeles	1-1 Tie	
10/24	at Washington	2-2 Tie	
11/19	at Boston	5-5 Tie	
11/21	at New Jersey	3-3 Tie	
11/22	vs. Philadelphia	2-1 Loss	Jones (:26)
12/1	at NY Rangers	5-4 Loss	Graves (2:10)
12/5	vs. Carolina	3-3 Tie	
1/1	vs. Carolina	3-3 Tie	
1/5	at Phoenix	2-2 Tie	
1/6	at Colorado	2-2 Tie	
1/8	at Vancouver	1-1 Tie	
1/13	vs. Toronto	3-3 Tie	
1/26	at Philadelphia	3-3 Tie	
2/6	at Carolina	3-3 Tie	
2/15	vs. San Jose	2-2 Tie	
2/18	at St. Louis	0-0 Tie	
2/26	at Detroit	5-5 Tie	
3/6	vs. Carolina	2-2 Tie	
3/28	vs. New Jersey	2-2 Tie	
4/14	vs. Montreal	3-2 Win	Nilson (4:05)

1999-00

DATE	OPPONENT	RESULT	OT-WINNER
10/9	vs. Detroit	2-2 Tie	
10/16	vs. Anaheim	3-2 Win	Spacek (1:26)
10/22	at Calgary	3-2 Loss	Morris (0:20)
10/29	at Buffalo	3-2 Loss	Sanderson (4:54)
11/3	at Edmonton	2-2 Tie	
11/20	vs. Pittsburgh	2-1 Win	Wilson (2:57)
12/22	vs. Atlanta	3-3 Tie	
12/26	at Carolina	4-3 Loss	Pratt (0:27)
1/21/00	at Atlanta	3-3 Tie	
1/22/00	vs. Boston	4-3 Win	P. Bure (1:31)
2/23/00	at Washington	3-2 Loss	Simon (0:55)
2/26/00	vs. Carolina	2-1 Loss	O'Neill (2:28)
3/4/00	vs. St. Louis	1-1 Tie	
4/1/00	vs. Tampa Bay	3-3 Tie	
4/8/00	at New Jersey	2-1 Loss	Arnott (0:47)

2000-01

DATE	OPPONENT	RESULT	OT-WINNER
10/6	vs. Vancouver	4-3 Loss	Jovanovski (2:20)
10/13	vs. Carolina	2-2 Tie	
10/18	at Phoenix	2-1 Loss	Juneau (1:15)
10/22	at Minnesota	0-0 Tie	
10/27	at Nashville	3-3 Tie	
10/30	at New Jersey	6-5 Loss	Holik (1:55)
11/10	vs. Calgary	3-3 Tie	
11/25	vs. Tampa Bay	2-1 Win	P. Bure (2:47)
11/29	vs. Carolina	2-1 Loss	Battaglia (1:41)
12/4	at Toronto	4-4 Tie	
12/8	at Atlanta	4-3 Loss	Ferraro (:22)
12/13	at Detroit	3-3 Tie	
12/20	vs. Pittsburgh	2-2 Tie	

PANTHERS RECORDS



1/3	at Anaheim	3-2 Loss	Tenkrat (4:01)
1/12	vs. Carolina	2-2 Tie	
1/26	vs. Ottawa	5-4 Loss	Hossa (2:54)
1/27	vs. Tampa Bay	2-1 Win	P. Bure (:59)
2/21	at Pittsburgh	3-2 Loss	Lemieux (2:10)
3/3	at Atlanta	2-2 Tie	
3/7	vs. San Jose	3-3 Tie	
3/9	vs. Columbus	7-6 Loss	Kron (:43)
3/14	vs. Edmonton	2-2 Tie	
3/20	at Montreal	3-3 Tie	
3/28	vs. Montreal	2-2 Tie	

2001-02

DATE	OPPONENT	RESULT	OT-WINNER
10/16	at Vancouver	2-2 Tie	
10/24	vs. Washington	4-3 Loss	Bondra (:45)
10/28	at Pittsburgh	2-2 Tie	
11/10	vs. Philadelphia	3-2 Loss	LeClair (4:17)
11/17	at Montreal	1-0 Loss	Dykhuys (3:55)
12/26	at Atlanta	3-3 Tie	
1/25	at Carolina	1-1 Tie	
2/4	vs. NY Islanders	6-6 Tie	
2/27	vs. Detroit	3-2 Loss	Hull (4:11)
3/5	at Pittsburgh	6-5 Loss	Kovalev (3:23)
3/9	vs. Nashville	2-2 Tie	
3/13	vs. Calgary	3-3 Tie	
4/6	at Toronto	2-2 Tie	
4/8	at Philadelphia	4-4 Tie	
4/10	at Atlanta	4-4 Tie	
4/14	vs. Tampa Bay	3-2 Loss	Lecavalier (:17)

2002-03

DATE	OPPONENT	RESULT	OT-WINNER
10/10	vs. Tampa Bay	4-3 Loss	Prospal (3:34)
10/12	at Atlanta	5-4 Win	Jokinen (4:49)
10/26	vs. Washington	1-1 Tie	
10/30	at Dallas	3-2 Win	V. Bure (3:21)
11/6	vs. Pittsburgh	4-3 Win	V. Bure (2:19)
11/7	at Washington	2-1 Loss	Jagr (3:56)
11/11	vs. Chicago	2-2 Tie	
11/13	at Philadelphia	2-2 Tie	
11/14	at Ottawa	3-2 Loss	White (3:00)
11/19	at Atlanta	4-3 Loss	McEachern (3:23)
11/20	vs. NY Islanders	3-3 Tie	
11/22	at Phoenix	3-3 Tie	
11/24	at Anaheim	4-4 Tie	
12/13	vs. NY Islanders	3-3 Tie	
12/18	vs. Toronto	2-2 Tie	
12/21	at Boston	3-3 Tie	
12/23	vs. Nashville	3-2 Loss	Legwand (:48)
12/28	vs. NY Rangers	2-1 Loss	Kasparaitis (:56)
12/30	at NY Islanders	2-1 Loss	Hamrik (4:03)
1/8	vs. Detroit	2-1 Loss	Hull (1:34)
1/25	vs. Carolina	3-2 Win	Weiss (3:40)
1/30	at Detroit	2-2 Tie	
2/8	vs. Tampa Bay	4-4 Tie	
2/14	vs. Boston	6-5 Loss	Rolston (:27)

2/24	vs. Buffalo	2-2 Tie
3/29	at Tampa Bay	1-1 Tie

2003-04

DATE	OPPONENT	RESULT	OT-WINNER
10/11	vs. Boston	1-1 Tie	
10/13	at Carolina	2-2 Tie	
11/22	at Washington	3-2 Win	Weiss (1:43)
11/26	vs. NY Rangers	3-3 Tie	
11/29	at Montreal	1-1 Tie	
12/6	vs. Atlanta	4-3 Loss	Kozlov (2:57)
12/10	vs. Boston	1-1 Tie	
12/13	at Nashville	2-2 Tie	
12/17	vs. Washington	2-2 Tie	
12/22	at Ottawa	3-2 Loss	White (1:34)
12/29	vs. Toronto	4-4 Tie	
12/31	at Tampa Bay	2-2 Tie	
1/8	at Philadelphia	4-3 Win	V. Bure (2:56)
1/11	at Vancouver	2-2 Tie	
1/19	vs. St. Louis	2-1 Loss	Demitra (:48)
1/28	vs. Philadelphia	3-3 Tie	
2/4	at Phoenix	5-4 Win	Jokinen (3:22)
2/18	at Buffalo	1-1 Tie	
2/21	at Washington	2-2 Tie	
2/29	at Chicago	2-2 Tie	
3/11	at Montreal	3-2 Win	Jokinen (1:29)
3/13	vs. NY Rangers	3-2 Win	Jokinen (2:54)
3/23	vs. New Jersey	4-3 Loss	Niedermayer (3:55)
4/4	vs. Carolina	6-6 Tie	

2005-06

DATE	OPPONENT	RESULT	OT-WINNER
10/25	at Pittsburgh	4-3 Win	Weiss (:53)
10/27	at Philadelphia	5-4 Loss	Pitkanen (1:13)
11/1	at Montreal	5-4 Loss	Ryder (3:19)
11/9	vs. NY Rangers	4-3 Loss	Prucha (S0)
11/15	at Montreal	4-3 Loss	Koivu (4:56)
12/3	vs. Chicago	4-3 Win	Jokinen (3:57)
12/15	vs. Detroit	3-2 Win	Jokinen (1:36)
12/26	vs. Philadelphia	3-2 Loss	Handzus (S0)
1/4	at NY Islanders	4-3 Loss	Parrish (2:15)
1/8	at Washington	4-3 Win	Nieuwendyk (S0)
1/14	vs. Columbus	5-4 Loss	Vyborny (4:48)
1/24	at Tampa Bay	3-2 Win	Jokinen (3:15)
1/25	vs. Carolina	4-3 Loss	Cole (S0)
3/6	at Atlanta	4-3 Loss	Kozlov (S0)
3/11	vs. Carolina	4-3 Win	Kwiatkowski (1:14)
3/18	at Washington	4-3 Win	Nieuwendyk (S0)
3/20	vs. Tampa Bay	6-5 Win	Jokinen (3:16)
3/24	vs. NY Rangers	3-2 Win	Jokinen (S0)
3/27	at Boston	4-3 Win	Jokinen (S0)
4/11	at Toronto	6-5 Loss	Kaberle (4:49)
4/13	at Ottawa	5-4 Win	Nieuwendyk (3:30)
4/15	vs. Washington	2-1 Loss	Pettinger (S0)
4/18	vs. Atlanta	2-1 Win	Van Ryn (1:34)



2006-07

DATE	OPPONENT	RESULT	OT-WINNER
10/9	at Toronto	2-1 Loss	Tucker (S0)
10/29	at NY Islanders	4-3 Loss	Hilbert (S0)
11/8	vs. NY Rangers	4-3 Loss	Nylander (S0)
11/10	at Buffalo	5-4 Loss	Vanek (:19)
11/28	at Montreal	1-0 Loss	Koivu (S0)
12/9	at NY Islanders	5-4 Loss	Satan (S0)
12/23	vs. Carolina	3-2 Loss	Cole (1:59)
1/4	at Calgary	5-4 Loss	Giordano (4:30)
1/7	at Vancouver	4-3 Loss	Green (S0)
1/16	vs. Carolina	3-2 Loss	Williams (1:47)
2/6	at Colorado	5-4 Loss	Sakic (:25)
2/17	vs. Tampa Bay	5-4 Win	Horton (:29)
2/20	at Tampa Bay	3-2 Loss	St. Louis (S0)
2/22	vs. Pittsburgh	2-1 Loss	Armstrong (2:39)
2/27	at Washington	6-5 Win	Peltonen (S0)
3/1	vs. Dallas	2-1 Win	Jokinen (2:11)
3/24	vs. New Jersey	4-3 Loss	Zajac (S0)
3/28	vs. Atlanta	3-2 Win	Stumpel (S0)
3/30	vs. Washington	3-2 Win	Gelinas (2:01)
4/1	vs. Carolina	4-3 Loss	Whitney (1:30)
4/7	at Carolina	5-4 Loss	Brind'Amour (4:36)

2007-08

DATE	OPPONENT	RESULT	OT-WINNER
10/16	at Montreal	2-1 Win	Stumpel (S0)
11/13	at Atlanta	3-2 Loss	Kovalchuk (:25)
11/23	vs. NY Rangers	3-2 Win	Jokinen (S0)
11/28	at Washington	2-1 Win	Weiss (S0)
12/11	vs. Calgary	2-1 Loss	Huselius (S0)
12/22	vs. Toronto	2-1 Loss	Kubina (:34)
1/3	at NY Islanders	4-3 Win	Cullimore (1:33)
1/10	at Atlanta	3-2 Win	Jokinen (S0)
1/13	vs. Colorado	4-3 Loss	Hejduk (S0)
1/24	vs. Edmonton	4-3 Loss	Horcoff (S0)
2/1	vs. Vancouver	4-3 Win	Horton (S0)
2/13	vs. Montreal	2-1 Loss	Kovalev (1:43)
2/21	vs. Boston	5-4 Loss	Sturm (S0)
2/23	at Philadelphia	2-1 Win	Jokinen (3:44)
2/27	vs. Toronto	4-3 Loss	Kaberle (S0)
3/4	at Boston	1-0 Win	Horton (:22)
3/8	vs. Atlanta	3-2 Win	Horton (4:37)
3/20	vs. Carolina	2-1 Loss	Samsonov (S0)

2008-09

DATE	OPPONENT	RESULT	OT-WINNER
10/11	vs. Atlanta	3-2 Win	Booth (3:54)
11/1	at Nashville	3-2 Loss	Erat (S0)
11/18	at Tampa Bay	4-3 Win	Horton (S0)
11/26	vs. New Jersey	3-2 Loss	Oduya (4:04)
11/28	vs. NY Rangers	4-3 Loss	Zherdev (S0)
12/8	at Ottawa	4-3 Win	Weiss (4:50)
12/12	at Calgary	3-2 Win	Weiss (S0)
12/18	at Carolina	2-1 Loss	Corvo (4:16)
12/26	vs. Tampa Bay	4-3 Loss	Malone (S0)
1/4	at Montreal	6-5 Loss	Markov (S0)
1/16	vs. Philadelphia	3-2 Loss	Gagne (S0)
1/19	vs. Buffalo	3-2 Loss	Kotalik (S0)
2/3	at Toronto	4-3 Win	McCabe (3:30)
2/10	vs. Toronto	5-4 Win	Zednik (1:08)
2/13	vs. NY Rangers	2-1 Win	Zednik (S0)
3/10	at Pittsburgh	4-3 Loss	Letang (S0)
3/14	vs. Tampa Bay	4-3 Loss	Stamkos (S0)
3/23	vs. Carolina	3-2 Loss	Whitney (1:37)

2009-10

DATE	OPPONENT	RESULT	OT-WINNER
10/2	at Chicago (Helsinki)	4-3 Win	Koistinen (S0)
10/23	at Pittsburgh	3-2 Loss	Crosby (S0)
10/30	at Dallas	6-5 Win	Olesz (S0)
11/12	at Boston	1-0 Win	Stillman (S0)
11/14	vs. NY Islanders	5-4 Win	Horton (S0)
11/16	vs. Los Angeles	4-3 Loss	Johnson (S0)
11/20	at Detroit	2-1 Win	McCabe (:40)
11/23	vs. Pittsburgh	3-2 Loss	Crosby (3:07)
11/25	vs. NY Rangers	2-1 Loss	Parenteau (S0)
12/2	vs. Colorado	6-5 Win	Weiss (S0)
12/5	vs. Atlanta	2-1 Loss	Peverley (S0)
12/7	vs. Edmonton	3-2 Loss	Horcoff (S0)





12/12	at Pittsburgh	3-2 Loss
1/13	vs. Washington	5-4 Loss
1/21	at NY Islanders	2-1 Loss
2/13	vs. Boston	3-2 Loss
3/9	at Minnesota	3-2 Win
3/13	at San Jose	3-2 Win
3/18	vs. Phoenix	4-3 Loss
3/22	vs. Nashville	3-2 Loss
4/10	at Tampa Bay	4-3 Loss

2010-11

DATE	OPPONENT	RESULT
11/27	at Tampa Bay	4-3 Win
12/4	at Phoenix	2-1 Win
12/7	vs. Colorado	4-3 Win
12/27	vs. Boston	3-2 Loss
12/31	vs. Montreal	3-2 Loss
1/3	at Carolina	4-3 Win
1/11	vs. Washington	4-3 Win
1/15	vs. New Jersey	3-2 Win
1/17	vs. Atlanta	3-2 Loss
1/19	vs. Columbus	3-2 Loss
1/21	vs. Tampa Bay	2-1 Loss
2/1	at Toronto	4-3 Loss
2/4	at New Jersey	4-3 Win
2/10	vs. Buffalo	3-2 Loss
2/19	at Tampa Bay	3-2 Win
2/25	at Atlanta	2-1 Win
3/5	at Atlanta	4-3 Loss
3/6	vs. Washington	3-2 Loss
3/12	vs. Tampa Bay	4-3 Win
3/19	vs. NY Islanders	4-3 Loss
3/27	at Pittsburgh	2-1 Loss
3/29	at Columbus	3-2 Loss

2011-12

DATE	OPPONENT	RESULT
10/15	vs. Tampa Bay	3-2 Win
10/31	vs. Winnipeg	4-3 Loss
11/3	vs. Chicago	3-2 Loss
11/6	vs. Tampa Bay	4-3 Loss
11/25	vs. Tampa Bay	2-1 Loss
12/9	at Buffalo	2-1 Loss
12/13	vs. New Jersey	3-2 Loss
12/16	vs. Calgary	3-2 Win
12/18	vs. Carolina	3-2 Win
12/22	at Ottawa	4-3 Loss
1/5	at NY Rangers	3-2 Loss
1/16	vs. Boston	3-2 Loss
1/18	at Colorado	4-3 Loss
1/21	at Winnipeg	4-3 Loss
1/24	vs. Philadelphia	3-2 Loss
2/23	vs. Minnesota	3-2 Loss
2/25	at Carolina	3-2 Win
3/9	vs. Pittsburgh	2-1 Loss
3/17	vs. Buffalo	3-2 Win
3/23	vs. Edmonton	1-0 Loss
3/25	vs. NY Islanders	3-2 Loss

Malkin (:37)
Fleischmann (SO)
Schremp (SO)
Recchi (SO)
Stillman (SO)
Allen (2:46)
Vrbata (SO)
Bouillon (1:00)
Stamkos (SO)

OT-WINNER

Weiss (SO)
Frolik (SO)
Weiss (:43)
Wheeler (SO)
Wisniewski (3:41)
Allen (1:16)
Wideman (2:51)
Kulikov (3:36)
Burmistrov (SO)
Umberger (4:06)
Moore (SO)
Armstrong (SO)
Olesz (2:00)
Myers (4:55)
Santorelli (SO)
Bernier (SO)
Ladd (:25)
Semin (:48)
Garrison (4:44)
Nielsen (SO)
Kovalev (SO)
Mayorov (SO)

3/27	at Montreal	3-2 Win
3/29	at Minnesota	3-2 Loss
4/1	at Detroit	2-1 Loss
4/3	vs. Winnipeg	5-4 Loss

2012-13

DATE	OPPONENT	RESULT
2/5	at Winnipeg	2-3 Loss
2/7	at Philadelphia	3-2 Win
2/12	at Washington	5-6 Loss
2/14	vs. Montreal	0-1 Loss
2/16	vs. Lightning	5-6 Loss
2/28	vs. Buffalo	3-4 Loss
3/8	vs. Winnipeg	2-3 Loss
3/30	vs. New Jersey	3-2 Win
4/2	at Buffalo	5-4 Win

Wolski (SO)
Koivu (0:15)
Hudler (SO)
Ladd (3:12)
Little (4:44)
Huberdeau (SO)
Brouwer (:32)
Bourque (2:10)
Poullot (1:19)
Vanek (SO)
Byfuglien (4:19)
Kulikov (1:43)
Mueller (SO)



2013-14

DATE	OPPONENT	RESULT
10/19	vs. Minnesota	2-1 Win
10/22	vs. Chicago	3-2 Loss
10/27	vs. Tampa Bay	4-3 Loss
11/2	at Washington	3-2 Loss
11/5	vs. Edmonton	4-3 Loss
11/19	at Vancouver	3-2 Win
11/22	at Calgary	4-3 Loss
12/10	vs. Detroit	3-2 Win
12/13	vs. Washington	3-2 Win
12/31	vs. NY Rangers	2-1 Loss
1/4	vs. Nashville	5-4 Win
1/9	at Buffalo	2-1 Win
1/11	at New Jersey	3-2 Loss
1/26	at Detroit	5-4 Win
3/16	vs. Vancouver	4-3 Loss
3/25	vs. Ottawa	3-2 Win

Boyes (SO)
Sharp (SO)
Stamkos (SO)
Backstrom (SO)
Arcobello (1:55)
Huberdeau (SO)
Monahan (SO)
Boyes (SO)
Kopecsky (SO)
Richards (SO)
Kopecsky (SO)
Boyes (SO)
Zidlicky (4:57)
Bjugstad (SO)
Jensen (SO)
Pirri (SO)

2014-15

DATE	OPPONENT	RESULT
10/9	Tampa Bay	3-2 Loss
10/18	Washington	2-1 Loss
10/21	Colorado	4-3 Win
10/25	Arizona	2-1 Loss

OT-WINNER
Hedman (1:11)
Backstrom (SO)
Boyes (2:23)
Ekman-Larsson (2:20)



11/4	Boston	2-1 Loss	Marchand (3:27)
11/14	NY Islanders	4-3 Loss	Okposo (SO)
11/20	San Jose	3-2 Win	Bjugstad (SO)
11/22	Nashville	3-2 Loss	Forsberg (SO)
12/4	Columbus	4-3 Loss	Johansen (SO)
12/12	Detroit	3-2 Win	Trocheck (SO)
12/13	Buffalo	4-3 Loss	Zadorov (0:29)
12/16	Washington	2-1 Win**	Bjugstad (SO)
12/18	Philadelphia	2-1 Win	Bolland (SO)
12/22	Pittsburgh	4-3 Loss	Barkov (SO)
12/30	Canadiens	2-1 Loss	Parenteau (SO)
1/17	Oilers	3-2 Loss	Yakupov (SO)
2/8	Nashville	3-2 Loss	Forsberg (SO)
2/15	St. Louis	2-1 Loss	Lehtera (SO)
2/19	Montreal	3-2 Win	Bolland (SO)
2/24	Chicago	3-2 Loss	Toews (SO)
3/5	Dallas	4-3 Loss	Sceviour (SO)
3/7	Islanders	4-3 Win	Huberdeau (SO)
3/21	Boston	2-1 Win	Pirri (SO)
3/28	Montreal	3-2 Loss	Pacioretty (2:59)

**= 20-round shootout, longest in NHL History



2015-16

DATE	OPPONENT	RESULT	OT-WINNER
10/20	at Pittsburgh	3-2 Loss	Malkin (1:21)
10/31	vs. Washington	2-1 Win	Kuznetsov (3:44)
11/4	at Anaheim	3-2 Loss	Stewart (SO)
11/14	at Tampa Bay	5-4 Win	Pirri (SO)
11/21	vs. NY Rangers	5-4 Loss	Nash (2:01)
11/27	vs. NY Islanders	3-2 Win	Barkov (SO)
11/29	at Red Wings	2-1 Win	Campbell (1:20)
12/4	at Columbus	2-1 Win	Barkov (SO)
12/20	vs. Vancouver	5-4 Win	Barkov (SO)
12/22	vs. Ottawa	2-1 Win	Pirri (SO)
1/11	at Vancouver	3-2 Loss	Sedin (2:21)
2/6	vs. Pittsburgh	3-2 Loss	Letang (1:27)
2/15	vs. Pittsburgh	2-1 Win	Jokinen (SO)
2/18	at San Jose	2-1 Loss	Pavelski (SO)
2/27	vs. Columbus	4-3 Loss	Dubinsky (SO)
3/7	vs. Boston	5-4 Loss	Stempniak (4:00)
3/12	vs. Philadelphia	5-4 Win	Bjugstad (SO)

2016-17

DATE	OPPONENT	RESULT	OT-WINNER
10/13	vs. New Jersey	2-1 Win	Barkov (2:48)
10/18	at Tampa Bay	4-3 Loss	Point (SO)
11/3	vs. New Jersey	4-3 Win	Trocheck (4:16)
11/12	vs. NY Islanders	3-2 Win	Malgin (4:14)
11/15	at Montreal	4-3 Win	Ekblad (2:59)
11/20	at NY Rangers	3-2 Win	Trocheck (SO)
11/26	vs. Columbus	2-1 Win	Barkov (SO)
11/29	at Chicago	2-1 Loss	Panarin (SO)
12/1	at Detroit	2-1 Win	Barkov (2:04)
12/5	at Boston	4-3 Loss	Pastrnak (1:23)
12/6	at Philadelphia	3-2 Loss	Voracek (4:51)
12/15	at Winnipeg	4-3 Loss	Perreault (SO)
12/20	vs. Buffalo	4-3 Win	Trocheck (SO)
12/23	vs. Detroit	4-3 Loss	Nielsen (SO)
12/28	vs. Toronto	3-2 Loss	Marnier (SO)
12/29	vs. Montreal	3-2 Loss	Danault (0:39)
1/18	at Edmonton	4-3 Loss	McDavid (4:57)
1/23	at Arizona	3-2 Loss	Rieder (0:48)
1/26	vs. Tampa Bay	2-1 Win	Marchessault (1:49)
2/25	at San Jose	6-5 Win	Huberdeau (1:38)
2/28	vs. Carolina	3-2 Win	Barkov (SO)
3/2	at Philadelphia	2-1 Loss	Voracek (SO)
3/17	at NY Rangers	4-3 Win	Barkov (SO)



2017-18

DATE	OPPONENT	RESULT	OT-WINNER
10/28	vs. Detroit	3-2 Loss	Nyquist (SO)
11/4	vs. NY Rangers	5-4 Loss	Shattenkirk (1:08)
11/14	vs. Dallas	4-3 Loss	Trocheck (SO)
11/22	vs. Toronto	2-1 Win	Bjugstad (SO)
12/2	at Carolina	3-2 Loss	Hanifin (4:58)
12/4	vs. NY Islanders	5-4 Loss	Barzal (SO)
12/11	at Detroit	2-1 Win	Matheson (2:02)
12/12	at Chicago	3-2 Loss	Kane (2:24)
1/7	at Columbus	3-2 Loss	Anderson (SO)
1/19	vs. Vegas	4-3 Win	Ekblad (0:40)
2/27	vs. Toronto	3-2 Win	McCann (3:47)
3/6	at Tampa Bay	5-4 Loss	Point (2:49)
3/10	vs. NY Rangers	4-3 Win	Trocheck (SO)
3/29	at Ottawa	3-2 Loss	Pageau (4:44)



2018-19

DATE	OPPONENT	RESULT	OT-WINNER
10/6	at Tampa Bay	2-1 Loss	Miller (S0)
10/16	at Philadelphia	6-5 Loss	Weal (S0)
10/19	at Washington	6-5 Win	Huberdeau (S0)
10/20	vs. Detroit	4-3 Loss	Nyquist (3:44)
10/24	at NY Islanders	3-2 Win	Hoffman (0:33)
11/24	vs. Chicago	5-4 Loss	Gustafsson (2:32)
11/26	vs. New Jersey	4-3 Win	Hoffman (1:28)
11/30	vs. Buffalo	3-2 Win	Barkov (2:26)
12/1	vs. Tampa Bay	5-4 Loss	Point (3:12)
12/8	vs. NY Rangers	5-4 Loss	Shattenkirk (S0)
12/15	vs. Toronto	4-3 Win	Barkov (3:24)
12/31	at Detroit	4-3 Win	Huberdeau (S0)
1/5	vs. Columbus	4-3 Loss	Jones (0:17)
1/10	at Edmonton	4-3 Loss	Nugent-Hopkins (S0)
2/7	vs. Pittsburgh	3-2 Win	Matheson (4:14)
2/9	at Washington	5-4 Win	Hoffman (1:31)
2/14	vs. Calgary	3-2 Win	Trocheck (S0)
2/25	at Colorado	4-3 Win	Ekblad (0:26)
2/26	at Arizona	4-3 Loss	Galchenyuk (S0)
2/28	at Vegas	6-5 Loss	Theodore (S0)
3/2	vs. Carolina	4-3 Loss	Aho (1:46)
3/5	at Pittsburgh	3-2 Loss	Guenztel (2:44)
4/4	vs. NY Islanders	2-1 Loss	Nelson (S0)
4/6	vs. New Jersey	4-3 Loss	Zajac (0:56)

2019-20


DATE	OPPONENT	RESULT	OT-WINNER
10/11	at Buffalo	3-2 Loss	Eichel (S0)
10/12	at NY Islanders	3-2 Loss	Nelson (S0)
10/18	vs. Colorado	5-4 Loss	Mackinnon (3:03)
10/19	at Nashville	3-2 Loss	Trocheck (S0)
10/24	at Calgary	6-5 Loss	Monahan (S0)
10/30	at Colorado	4-3 Win	Huberdeau (0:29)
11/7	vs. Washington	5-4 Loss	Wilson (0:17)
11/10	at NY Rangers	6-5 Win	Trocheck (S0)
11/12	at Boston	5-4 Win	Hoffman (S0)
11/21	vs. Anaheim	5-4 Win	Ekblad (0:22)
2/4	at Columbus	1-0 Loss	Werenski (1:54)
2/29	vs. Chicago	3-2 Loss	Toews (S0)
3/5	vs. Boston	2-1 Loss	Krug (4:08)





PANTHERS HEAD COACHING RECORDS

YEAR	COACH	GC	W	L	T	OTL	PTS	PCT.	FINISH	PLAYOFFS
1993-94	Roger Neilson	84	33	34	17	-	83	.494	5th Atl.	Did Not Qualify
1994-95	Roger Neilson	48	20	22	6	-	46	.479	5th Atl.	Did Not Qualify
1995-96	Doug MacLean	82	41	31	10	-	92	.561	3rd Atl.	Eastern Conf. Champions
1996-97	Doug MacLean	82	35	28	19	-	89	.543	3rd Atl.	Lost Eastern Conf. QF
1997-98	Doug MacLean	23	7	12	4	-	18	.391	-	-
	Bryan Murray	59	17	31	11	-	45	.381	6th Atl.	Did Not Qualify
1998-99	Terry Murray	82	30	34	18	-	78	.476	2nd SE	Did Not Qualify
1999-00	Terry Murray	82	43	27	6	6	98	.598	2nd SE	Lost Eastern Conf. QF
2000-01	Terry Murray	36	6	18	7	5	24	.333	-	-
	Duane Sutter	46	16	20	6	4	42	.457	3rd SE	Did Not Qualify
2001-02	Duane Sutter	26	6	15	2	3	17	.327	-	-
	Mike Keenan	56	16	29	8	3	43	.384	4th SE	Did Not Qualify
2002-03	Mike Keenan	82	24	36	13	9	70	.427	4th SE	Did Not Qualify
2003-04	Mike Keenan	15	5	8	2	0	12	.400	-	-
	Rick Dudley	40	13	15	9	3	38	.475	-	-
	John Torchetti	27	10	12	4	1	25	.463	4th SE	Did Not Qualify
2005-06	Jacques Martin	82	37	34	-	11	85	.518	4th SE	Did Not Qualify
2006-07	Jacques Martin	82	35	31	-	16	86	.530	4th SE	Did Not Qualify
2007-08	Jacques Martin	82	38	35	-	9	85	.521	3rd SE	Did Not Qualify
2008-09	Peter DeBoer	82	41	30	-	11	93	.567	3rd SE	Did Not Qualify
2009-10	Peter DeBoer	82	32	37	-	13	77	.470	5th SE	Did Not Qualify
2010-11	Peter DeBoer	82	30	40	-	12	72	.430	5th SE	Did Not Qualify
2011-12	Kevin Dineen	82	38	26	-	18	94	.573	1st SE	Lost Eastern Conf. Quarterfinals
2012-13	Kevin Dineen	48	15	27	-	6	36	.375	5th SE	Did Not Qualify
2013-14	Kevin Dineen	16	3	9	-	4	10	.313	-	-
	Peter Horachek	66	26	36	-	4	56	.424	7th Atl.	Did Not Qualify
2014-15	Gerard Gallant	82	38	29	-	15	91	.555	6th Atl.	Did Not Qualify
2015-16	Gerard Gallant	82	47	26	-	9	103	.628	1st Atl.	Lost Eastern C QF
2016-17	Gerard Gallant	22	11	10	-	1	23	.548	-	-
	Tom Rowe	60	24	26	-	10	58	.483	6th Atl.	Did Not Qualify
2017-18	Bob Boughner	82	44	30	-	8	96	.585	4th Atl.	Did Not Qualify
2018-19	Bob Boughner	82	36	32	-	14	86	.524	5th Atl.	Did Not Qualify
2019-20	Joel Quenneville	69	35	26	-	8	78	0.565	4th Atl.	Lost SCQ



JOEL QUENNEVILLE

Joel Quenneville was named Head Coach of the Florida Panthers on April 8, 2019.

"Coach Q" won three Stanley Cups as Head Coach of the Chicago Blackhawks (2010, 2013, 2015) and owns the second-most wins by a head coach in NHL history.



PANTHERS GENERAL MANAGERS

YEAR	GEN. MNGR.	GP	W	L	T	OTL	PTS	PCT.	FINISH	PLAYOFFS
1993-94	Bob Clarke	84	33	34	17	-	83	.494	5th Atl.	Did Not Qualify
1994-95	Bryan Murray	48	20	22	6	-	46	.479	5th Atl.	Did Not Qualify
1995-96	Bryan Murray	82	41	31	10	-	92	.561	3rd Atl.	Eastern Conference Champions
1996-97	Bryan Murray	82	35	28	19	-	89	.543	3rd Atl.	Lost Eastern Conf. QF
1997-98	Bryan Murray	82	24	43	15	-	63	.384	6th Atl.	Did Not Qualify
1998-99	Bryan Murray	82	30	34	18	-	78	.476	2nd SE	Did Not Qualify
1999-00	Bryan Murray	82	43	27	6	6	98	.598	2nd SE	Lost Eastern Conf. QF
2000-01	Bryan Murray	36	6	18	7	5	24	.333	-	-
	Bill Torrey	46	16	20	6	4	42	.457	3rd SE	Did Not Qualify
2001-02	Bill Torrey	26	6	15	2	3	17	.327	-	-
	Chuck Fletcher	56	16	29	8	3	43	.384	4th SE	Did Not Qualify
2002-03	Rick Dudley	82	24	36	13	9	70	.427	4th SE	Did Not Qualify
2003-04	Rick Dudley	82	28	35	15	4	75	.457	4th SE	Did Not Qualify
2005-06	Mike Keenan	82	37	34	-	11	85	.518	4th SE	Did Not Qualify
2006-07	Jacques Martin	82	35	31	-	16	86	.530	4th SE	Did Not Qualify
2007-08	Jacques Martin	82	38	35	-	9	85	.521	3rd SE	Did Not Qualify
2008-09	Jacques Martin	82	41	30	-	11	93	.567	3rd SE	Did Not Qualify
2009-10	Randy Sexton	82	32	37	-	13	77	.470	5th SE	Did Not Qualify
2010-11	Dale Tallon	82	30	40	-	12	72	.430	5th SE	Did Not Qualify
2011-12	Dale Tallon	82	38	26	-	18	94	.573	1st SE	Lost Eastern Conf. QF
2012-13	Dale Tallon	48	15	27	-	6	36	.375	5th SE	Did Not Qualify
2013-14	Dale Tallon	82	29	45	-	8	66	.402	7th Atl.	Did Not Qualify
2014-15	Dale Tallon	82	38	29	-	15	91	.555	6th Atl.	Did Not Qualify
2015-16	Dale Tallon	82	47	26	-	9	103	.628	1st Atl.	Lost Round 1
2016-17	Tom Rowe	82	35	36	-	11	81	.494	6th Atl.	Did Not Qualify
2017-18	Dale Tallon	82	44	30	-	8	96	.585	4th Atl.	Did Not Qualify
2018-19	Dale Tallon	82	36	32	-	14	86	.524	5th Atl.	Did Not Qualify
2019-20	Dale Tallon	69	35	26	-	8	78	0.565	4th Atl.	Lost Stanley Cup Qualifiers



BILL ZITO

Bill Zito enters his first season as General Manager of the Florida Panthers.

He was named General Manager on Sept. 2, 2020




PANTHERS CAPTAINS



Brian Skrudland
(1993-94 to 1996-97)



Scott Mellanby
(1997-98 to 2000-01)



Pavel Bure
(2001-02)



Paul Laus
(2001-02)



Olli Jokinen
(2003-04 to 2007-08)



Bryan McCabe
(2009-10 to 2010-11)



Ed Jovanovski
(2012-13 to 2013-14)



Willie Mitchell
(2014-15 to 2015-16)



Derek MacKenzie
(2016-17 to 2017-18)



Aleksander Barkov
(2018-19 to Present)



MOST GAMES PLAYED

SINGLE SEASON

Bill Lindsay	84 - 1993-94	Jay Bouwmeester	82 - 2002-03
Gord Murphy	84 - 1993-94	Marcus Nilson	82 - 2002-03
Tom Fitzgerald	83 - 1993-94	Ivan Majesky	82 - 2002-03
Brian Campbell	82 - 2014-15	Robert Svehla	82 - 2001-02
Brian Campbell	82 - 2013-14	Pavel Bure	82 - 2000-01
Brian Campbell	82 - 2011-12	Robert Svehla	82 - 2000-01
Tomas Fleischmann	82 - 2011-12	Todd Simpson	82 - 1999-00
Mike Weaver	82 - 2011-12	Jaroslav Spacek	82 - 1999-00
Marty Reasoner	82 - 2010-11	Robert Svehla	82 - 1999-00
Mike Weaver	82 - 2010-11	Radek Dvorak	82 - 1998-99
David Booth	82 - 2010-11	Bill Lindsay	82 - 1997-98
Mike Santorelli	82 - 2010-11	Scott Mellanby	82 - 1996-97
Keith Ballard	82 - 2009-10	Robert Svehla	82 - 1996-97
Micahel Frolik	82 - 2009-10	Jaromir Jagr	82 - 2016-17
Bryan McCabe	82 - 2009-10	Derek MacKenzie	82 - 2016-17
Steven Reinprecht	82 - 2009-10	Mark Pysyk	82 - 2016-17
Keith Ballard	82 - 2008-09	Vincent Trocheck	82 - 2016-17
Jay Bouwmeester	82 - 2008-09	Keith Yandle	82 - 2016-17
Jay Bouwmeester	82 - 2007-08	Brian Campbell	82 - 2015-16
Nathan Horton	82 - 2007-08	Reilly Smith	82 - 2016-17
Olli Jokinen	82 - 2007-08	Nick Bjugstad	82 - 2017-18
Bryan Allen	82 - 2006-07	Aaron Ekblad	82 - 2017-18
Jay Bouwmeester	82 - 2006-07	Jonathan Huberdeau	82 - 2017-18
Olli Jokinen	82 - 2006-07	Mark Pysyk	82 - 2017-18
Martin Gelas	82 - 2006-07	Vincent Trocheck	82 - 2017-18
Nathan Horton	82 - 2006-07	Keith Yandle	82 - 2017-18
Ruslan Salei	82 - 2006-07	Aleksander Barkov	82 - 2018-19
Jay Bouwmeester	82 - 2005-06	Evgenii Dadonov	82 - 2018-19
Martin Gelas	82 - 2005-06	Aaron Ekblad	82 - 2018-19
Olli Jokinen	82 - 2005-06	Mike Hoffman	82 - 2018-19
Olli Jokinen	82 - 2003-04	Jonathan Huberdeau	82 - 2018-19
Lyle Odelein	82 - 2003-04	Keith Yandle	82 - 2018-19

CAREER

1. Stephen Weiss	654
2. Radek Dvorak	613
3. Robert Svehla	573
4. Roberto Luongo	572
5. Olli Jokinen	567
6. Scott Mellanby	552
7. Jonathan Huberdeau	536
8. Paul Laus	530
9. Rob Niedermayer	518
10. Bill Lindsay	506



STEPHEN WEISS

MOST GOALS

SINGLE SEASON

1. Pavel Bure	59 (2000-01)	1. Olli Jokinen	188
2. Pavel Bure	58 (1999-00)	2. Scott Mellanby	157
3. Olli Jokinen	39 (2006-07)	3. Aleksander Barkov	155
4. Olli Jokinen	38 (2005-06)	4. Pavel Bure	152
T-5. Mike Hoffman	36 (2018-19)	5. Jonathan Huberdeau	148
T-5. Olli Jokinen	36 (2002-03)	6. Stephen Weiss	145
7. Aleksander Barkov	35 (2018-19)	7. Nathan Horton	142
8. Olli Jokinen	34 (2007-08)	8. Radek Dvorak	113
T-9. Scott Mellanby	32 (1995-96)	9. Vincent Trocheck	111
T-9. Ray Whitney	32 (1997-98)	T-10. Viktor Kozlov	101
		T-10. Rob Niedermayer	101

CAREER



PAVEL BURE



MOST ASSISTS

SINGLE SEASON

1. Jonathan Huberdeau	62 (2018-19)
2. Aleksander Barkov	61 (2018-19)
3. Jonathan Huberdeau	55 (2019-20)
T-4. Keith Yandle	53 (2018-19)
T-4. Viktor Kozlov	53 (1999-00)
6. Olli Jokinen	52 (2006-07)
T-7. Aleksander Barkov	51 (2017-18)
T-7. Olli Jokinen	51 (2005-06)
T-9. Brian Campbell	49 (2011-12)
T-9. Robert Svehla	49 (1995-96)

CAREER

1. Jonathan Huberdeau	289
2. Aleksander Barkov	252
3. Stephen Weiss	249
4. Olli Jokinen	231
5. Robert Svehla	229
6. Scott Mellanby	197
7. Viktor Kozlov	190
8. Keith Yandle	177
9. Vincent Trocheck	171
10. Rob Niedermayer	165



JONATHAN HUBERDEAU

MOST POINTS

SINGLE SEASON

1. Aleksander Barkov	96 (2018-19)
2. Pavel Bure	94 (1999-00)
T-3. Jonathan Huberdeau	92 (2018-19)
T-3. Pavel Bure	92 (2000-01)
5. Olli Jokinen	91 (2006-07)
6. Olli Jokinen	89 (2005-06)
T-7. Jonathan Huberdeau	78 (2019-20)
T-7. Aleksander Barkov	78 (2017-18)
9. Vincent Trocheck	75 (2017-18)
T-10. Olli Jokinen	71 (2007-08)
T-10. Ray Whitney	71 (1999-00)

CAREER

1. Jonathan Huberdeau	437
2. Olli Jokinen	419
3. Aleksander Barkov	407
4. Stephen Weiss	394
5. Scott Mellanby	354
6. Nathan Horton	295
7. Viktor Kozlov	291
8. Robert Svehla	290
9. Vincent Trocheck	282
10. Radek Dvorak	268



ALEKSANDER BARKOV

MOST PIM

SINGLE SEASON

1. Peter Worrell	354 (2001-02)
2. Paul Laus	313 (1996-97)
3. Paul Laus	293 (1997-98)
4. Peter Worrell	258 (1998-99)
5. Brad Ference	254 (2001-02)
6. Peter Worrell	248 (2000-01)
7. Paul Laus	236 (1995-96)
8. Paul Laus	218 (1998-99)
9. Micheal Haley	212 (2017-18)
10. Todd Simpson	202 (1999-00)

CAREER

1. Paul Laus	1702
2. Peter Worrell	1375
3. Scott Mellanby	953
4. Ed Jovanovski	619
5. Bill Lindsay	609
6. Robert Svehla	603
7. Olli Jokinen	597
8. Rob Niedermayer	435
9. Brad Ference	432
10. Brian Skrudland	401



PAUL LAUS



MOST POWER PLAY GOALS

SINGLE SEASON

T-1. Scott Mellanby	19 (1995-96)
T-1. Pavel Bure	19 (2000-01)
3. Olli Jokinen	18 (2007-08)
T-4. Mike Hoffman	17 (2018-19)
T-4. Scott Mellanby	17 (1993-94)
6. Olli Jokinen	14 (2005-06)
T-7. Aleksander Barkov	13 (2018-19)
T-7. Vincent Trocheck	13 (2017-18)
T-7. Olli Jokinen	13 (2002-03)
T-7. Ray Sheppard	13 (1996-97)

CAREER

1. Scott Mellanby	66
2. Olli Jokinen	65
3. Stephen Weiss	48
4. Pavel Bure	44
5. Aleksander Barkov	43
6. Nathan Horton	37
7. Viktor Kozlov	36
8. Jonathan Huberdeau	34
9. Rob Niedermayer	33
10. Ray Whitney	29



SCOTT MELLANBY

MOST POWER PLAY POINTS

SINGLE SEASON

1. Keith Yandle	39 (2018-19)
2. Olli Jokinen	37 (2005-06)
T-3. Mike Hoffman	35 (2018-19)
T-3. Scott Mellanby	35 (1995-96)
T-5. Jonathan Huberdeau	34 (2018-19)
T-5. Robert Svehla	34 (1995-96)
7. Olli Jokinen	33 (2007-08)
T-8. Aleksander Barkov	31 (2018-19)
T-8. Brian Campbell	31 (2011-12)
10. Jonathan Huberdeau	29 (2019-20)

CAREER

1. Olli Jokinen	153
2. Stephen Weiss	143
3. Robert Svehla	132
4. Jonathan Huberdeau	128
5. Scott Mellanby	120
6. Aleksander Barkov	111
7. Viktor Kozlov	99
8. Keith Yandle	96
9. Rob Niedermayer	87
10. Ray Whitney	85



KEITH YANDLE

MOST SHORTHANDED GOALS

SINGLE SEASON

1. Tom Fitzgerald	6 (1995-96)
T-2. Aleksander Barkov	5 (2017-18)
T-2. Pavel Bure	5 (2000-01)
T-4. Radek Dvorak	4 (2008-09)
T-4. Radek Dvorak	4 (1998-99)
T-6. Vincent Trocheck	3 (2017-18)
T-6. Colton Sceviour	3 (2016-17)
T-6. Radek Dvorak	3 (2009-10)
T-6. Olli Jokinen	3 (2002-03)
T-6. Radek Dvorak	3 (1997-98)
T-6. Bill Lindsay	3 (1995-96)
T-6. Tom Fitzgerald	3 (1993-94)

CAREER

1. Radek Dvorak	16
2. Tom Fitzgerald	12
3. Pavel Bure	9
T-4. Olli Jokinen	8
T-4. Bill Lindsay	8
6. Vincent Trocheck	7
7. Aleksander Barkov	6
T-8. Nathan Horton	5
T-8. Viktor Kozlov	5
T-10. Colton Sceviour	4
T-10. Stephen Weiss	4



RADEK DVORAK




MOST GAME-WINNING GOALS

SINGLE SEASON

1. Pavel Bure	14 (1999-00)
2. Olli Jokinen	9 (2005-06)
T-3. Aleksander Barkov	8 (2015-16)
T-3. Olli Jokinen	8 (2003-04)
T-3. Olli Jokinen	8 (2006-07)
T-3. Pavel Bure	8 (2000-01)
T-7. Johan Garpenlov	7 (1995-96)
T-7. Ray Sheppard	7 (1996-97)
T-9. 8 Players	6 (—)

CAREER

1. Olli Jokinen	36
2. Aleksander Barkov	27
T-3. Stephen Weiss	23
T-3. Pavel Bure	23
5. Scott Mellanby	22
6. Rob Niedermayer	19
7. Jonathan Huberdeau	18
T-8. Aaron Ekblad	16
T-8. Nathan Horton	16
T-8. David Booth	16



OLLI JOKINEN

MOST SHOTS ON GOAL

SINGLE SEASON

1. Pavel Bure	384 (2000-01)
2. Pavel Bure	360 (1999-00)
T-3. Olli Jokinen	351 (2006-07)
T-3. Olli Jokinen	351 (2005-06)
5. Olli Jokinen	341 (2007-08)
6. Vincent Trocheck	287 (2017-18)
T-7. David Booth	280 (2010-11)
T-7. Olli Jokinen	280 (2003-04)
9. Aleksander Barkov	256 (2017-18)
10. Mike Hoffman	253 (2018-19)

CAREER

1. Olli Jokinen	1,837
2. Scott Mellanby	1,296
3. Stephen Weiss	1,240
4. Jonathan Huberdeau	1,231
5. Viktor Kozlov	1,177
6. Aleksander Barkov	1,157
7. Radek Dvorak	1,137
8. Vincent Trocheck	1,105
9. Aaron Ekblad	1,093
10. Pavel Bure	1,026



PAVEL BURE

BEST PLUS/MINUS

SINGLE SEASON

1. Brian Campbell	+31 (2015-16)
2. Martin Gelas	+27 (2005-06)
T-3. Jussi Jokinen	+25 (2015-16)
T-3. Pavel Bure	+25 (1999-00)
5. Viktor Kozlov	+24 (1999-00)
T-6. Jaromir Jagr	+23 (2015-16)
T-6. Jay Bouwmeester	+23 (2006-07)
T-6. Robert Svehla	+23 (1999-00)
9. Jassen Cullimore	+21 (2007-08)
10. Rhett Warrener	+20 (1996-97)

CAREER

1. Martin Gelas	+34
T-2. Aleksander Barkov	+32
T-2. Jaromir Jagr	+32
4. Paul Laus	+31
5. Aaron Ekblad	+29
6. Nathan Horton	+27
7. Brian Skrudland	+23
8. Mike Hough	+20
9. Jaroslav Spacek	+18
10. T-4 Players	+12



BRIAN CAMPBELL



MOST GOALS - DEFENSEMAN

SINGLE SEASON

T-1. Aaron Ekblad	16 (2017-18)
T-1. Jason Garrison	16 (2011-12)
T-3. Aaron Ekblad	15 (2015-16)
T-3. Jay Bouwmeester	15 (2008-09)
T-3. Jay Bouwmeester	15 (2007-08)
T-3. Bryan McCabe	15 (2008-09)
7. Gord Murphy	14 (1993-94)
T-8. Mike Van Ryn	13 (2003-04)
T-8. Robert Svehla	13 (1996-97)
T-8. Aaron Ekblad	13 (2018-19)

CAREER

1. Aaron Ekblad	71
2. Robert Svehla	61
3. Jay Bouwmeester	53
4. Gord Murphy	42
T-5. Mike Matheson	33
T-5. Ed Jovanovski	33
T-7. Dmitry Kulikov	28
T-7. Brian Campbell	28
T-7. Bryan McCabe	28
10. Keith Yandle	27



AARON EKBLAD

MOST ASSISTS - DEFENSEMAN

SINGLE SEASON

1. Keith Yandle	53 (2018-19)
T-2. Brian Campbell	49 (2011-12)
T-2. Robert Svehla	49 (1995-96)
4. Keith Yandle	48 (2017-18)
5. Jay Bouwmeester	41 (2005-06)
T-6. Keith Yandle	40 (2019-20)
T-6. Robert Svehla	40 (1999-00)
T-8. Aaron Ekblad	36 (2019-20)
T-8. Keith Yandle	36 (2016-17)
10. Bryan McCabe	35 (2009-10)

CAREER

1. Robert Svehla	229
2. Keith Yandle	177
3. Jay Bouwmeester	150
4. Brian Campbell	147
5. Aaron Ekblad	141
6. Dmitry Kulikov	110
7. Gord Murphy	100
8. Mike Van Ryn	80
9. Bryan McCabe	76
10. Ed Jovanovski	69



KEITH YANDLE

MOST POINTS - DEFENSEMAN

SINGLE SEASON

1. Keith Yandle	62 (2018-19)
2. Robert Svehla	57 (1995-96)
3. Keith Yandle	56 (2017-18)
4. Brian Campbell	53 (2011-12)
5. Robert Svehla	49 (1999-00)
6. Jay Bouwmeester	46 (2005-06)
T-7. Keith Yandle	45 (2019-20)
T-7. Robert Svehla	45 (1996-97)
T-8. Bryan McCabe	43 (2009-10)
T-8. Robert Svehla	43 (1997-98)
T-8. Gord Murphy	43 (1993-94)

CAREER

1. Robert Svehla	290
2. Aaron Ekblad	212
3. Keith Yandle	204
4. Jay Bouwmeester	203
5. Brian Campbell	175
6. Gord Murphy	142
7. Dmitry Kulikov	138
8. Mike Van Ryn	105
9. Bryan McCabe	104
10. Ed Jovanovski	102



ROBERT SVEHLA



MOST GAMES PLAYED - GOALTENDER

SINGLE SEASON

1. Roberto Luongo	75 (2005-06)
2. Roberto Luongo	72 (2003-04)
3. Tomas Vokoun	69 (2007-08)
4. Roberto Luongo	65 (2002-03)
5. Tomas Vokoun	63 (2009-10)
6. Roberto Luongo	62 (2015-16)
7. Roberto Luongo	61 (2014-15)
8. John Vanbiesbrouck	60 (1997-98)
T-9. Tomas Vokoun	59 (2008-09)
T-9. Sean Burke	59 (1998-99)

CAREER

1. Roberto Luongo	572
2. John Vanbiesbrouck	268
3. Tomas Vokoun	248
4. James Reimer	123
5. Scott Clemmensen	120
6. Mark Fitzpatrick	119
7. Trevor Kidd	103
8. Jose Theodore	68
9. Sean Burke	66
10. Ed Belfour	58



ROBERTO LUONGO

MOST WINS BY A GOALTENDER

SINGLE SEASON

T-1. Roberto Luongo	35 (2015-16)
T-1. Roberto Luongo	35 (2005-06)
3. Tomas Vokoun	30 (2007-08)
4. Roberto Luongo	28 (2014-15)
T-5. Ed Belfour	27 (2006-07)
T-5. John Vanbiesbrouck	27 (1996-97)
T-7. John Vanbiesbrouck	26 (1995-96)
T-7. Tomas Vokoun	26 (2008-09)
9. Roberto Luongo	25 (2003-04)
T-10. Sergei Bobrovsky	23 (2019-20)
T-10. Tomas Vokoun	23 (2009-10)

CAREER

1. Roberto Luongo	230
2. John Vanbiesbrouck	106
3. Tomas Vokoun	101
4. James Reimer	53
5. Mark Fitzpatrick	43
6. Scott Clemmensen	40
7. Trevor Kidd	28
8. Ed Belfour	27
9. Jose Theodore	26
10. Craig Anderson	24

MOST SHUTOUTS

SINGLE SEASON

T-1. Tomas Vokoun	7 (2009-10)
T-1. Roberto Luongo	7 (2003-04)
T-3. Tomas Vokoun	6 (2010-11)
T-3. Tomas Vokoun	6 (2008-09)
T-3. Roberto Luongo	6 (2002-03)
6. Roberto Luongo	5 (2000-01)
T-7. James Reimer	4 (2017-18)
T-7. Tomas Vokoun	4 (2007-08)
T-7. Roberto Luongo	4 (2005-06)
T-7. Roberto Luongo	4 (2001-02)
T-7. John Vanbiesbrouck	4 (1997-98)
T-7. John Vanbiesbrouck	4 (1994-95)

CAREER

1. Roberto Luongo	38
2. Tomas Vokoun	23
3. John Vanbiesbrouck	13
4. James Reimer	7
5. Craig Anderson	5
6. Mark Fitzpatrick	4
T-7. Sean Burke	3
T-7. Scott Clemmensen	3
T-7. Trevor Kidd	3
T-7. Jose Theodore	3



PRINCE OF WALES TROPHY

1996 Eastern Conference Champions



DIVISION TITLES

2015-16 Atlantic Division Champions
2011-12 Southeast Division Champions



TROPHIES & AWARDS



MAURICE "ROCKET" RICHARD TROPHY

2000-01 - Pavel Bure (59 Goals)
1999-00 - Pavel Bure (58 Goals)


Presented to the player finishing
the regular season as the League's
goal-scoring leader



CALDER MEMORIAL TROPHY

2014-15 - Aaron Ekblad
2012-13 - Jonathan Huberdeau

Awarded to the player selected as the
most proficient in his first year of
competition in the National Hockey
League





LADY BYNG MEMORIAL TROPHY

2018-19 - Aleksander Barkov
2011-12 - Brian Campbell

Given to the player adjudged to have exhibited the best type of sportsmanship and gentlemanly conduct combined with a high standard of playing ability.



BILL MASTERTON MEMORIAL TROPHY

2015-16 - Jaromir Jagr

Given to the National Hockey League player who best exemplifies the qualities of perseverance, sportsmanship, and dedication to hockey."





NHL ALL-STAR GAME

YEAR	PLAYERS	SITE
2020	Jonathan Huberdeau	Enterprise Center, St. Louis, MO
2019	Keith Yandle	SAP Center, San Jose, CA
2018	Aleksander Barkov	Amalie Arena, Tampa Bay, FL
2017	Vincent Trocheck	Staples Center, Los Angeles, CA
2016	Aaron Ekblad, Jaromir Jagr, Roberto Luongo, Gerard Gallant (Coach)	Bridgestone Arena, Nashville, TN
2015	Aaron Ekblad, Roberto Luongo	Nationwide Arena, Columbus, OH
2012	Brian Campbell	Scotiabank Place, Ottawa, ON
2009	Jay Bouwmeester	Bell Centre, Montreal, QC
2008	Tomas Vokoun	Phillips Arena, Atlanta, GA
2007	Jay Bouwmeester	American Airlines Center, Dallas, TX
2004	Roberto Luongo	Xcel Energy Center, St. Paul, MN
2003	Olli Jokinen, Sandis Ozolinsh	Office Depot Center, Sunrise, FL
2002	Sandis Ozolinsh	Staples Center, Los Angeles, CA
2001	Pavel Bure	Pepsi Center, Denver, CO
2000	Pavel Bure, Viktor Kozlov, Ray Whitney	Air Canada Centre, Toronto, ON
1997	Robert Svehla, John Vanbiesbrouck, Doug MacLean (Coach)	San Jose Arena, San Jose, CA
1996	Scott Mellanby, John Vanbiesbrouck, Doug MacLean (Coach)	FleetCenter, Boston MA
1994	Bob Kudelski, John Vanbiesbrouck	Madison Square Garden, New York, NY

NHL ALL-STAR WEEKEND ACCOLADES

YEAR	PLAYERS	ACCOLADE
2004	Roberto Luongo	Goaltender Competition Winner
2000	Pavel Bure	NHL All-Star Game MVP
2000	Viktor Kozlov	Accuracy Shooting Competition Winner (Tied)
1994	John Vanbiesbrouck	Goaltender Competition Winner
1994	John Vanbiesbrouck	Goaltender Competition Winner (Tied)

NHL YOUNGSTARS GAME


YEAR	PLAYERS	SITE
2009	Michael Frolik	Bell Centre, Montreal, QC
2008	Tomas Vokoun	Phillips Arena, Atlanta, GA
2003	Jay Bouwmeester, Niklas Hagman, Stephen Weiss	Office Depot Center, Sunrise, FL
2002	Kristian Huselius, Roberto Luongo	Staples Center, Los Angeles, CA

NHL ALL-STAR TEAM

SEASON	PLAYERS	POSITION	TEAM
2003-04	Roberto Luongo	Goaltender	Second Team
2000-01	Pavel Bure	Right Wing	Second Team
1999-00	Pavel Bure	Right Wing	Second Team
1993-94	John Vanbiesbrouck	Goaltender	Second Team

NHL ALL-ROOKIE TEAM

SEASON	PLAYERS	POSITION
2014-15	Aaron Ekblad	Defenseman
2012-13	Jonathan Huberdeau	Forward
1995-96	Ed Jovanovski	Defenseman



ROBERTO LUONGO 2000-2006, 2014-2019

The Florida Panthers retired Roberto Luongo's No. 1 on March 7, 2020

Played 11 of his 20 NHL seasons with the Panthers...Ranks second all-time in NHL games played and saves...Ranks third all-time in wins...One of only three goaltenders to have played 1,000 NHL games... One of only two goaltenders to earned 200 wins with two different franchises...Named to the NHL All-Star Game three times with Florida, named to the 2003-04 NHL Second All-Star Team and finished as a finalist for the 2003-04 Vezina Trophy...Finalist for the 2018 Bill Masterton Memorial Trophy...Holds Panthers franchise career and single-season goaltending records for games played, wins, saves and shutouts.



BILL TORREY 1993-2018

The Florida Panthers retired no. 93 for Mr. Torrey on Oct. 23, 2010

The Florida Panthers retired no. 93 in honor of Mr. Torrey, signifying his importance to the franchise from its inception in 1993. The Hockey Hall of Fame builder known as "The Architect" of the 1980's New York Islanders dynasty was the inaugural team president of the Panthers. He helped assemble the NHL's franchise in South Florida, putting together a team that set records in its first season and reached the Stanley Cup Final in its third season. Mr. Torrey served in the Panthers organization as an executive for 25 years. He passed away on May 2, 2018.



H. WAYNE HUIZENGA 1993-2001

The Florida Panthers retired no. 37 for Mr. Huizenga on Jan. 19, 2018

No. 37 was retired for Wayne Huizenga, honoring his birth year and lucky number. Mr. Huizenga brought NHL hockey to South Florida in 1993 as the franchise's founding owner and named his team the Florida Panthers. Mr. Huizenga and his wife Marti were deeply involved with both the Panthers and their beloved South Florida community. The native of Fort Lauderdale passed away on March 22, 2018.



HOCKEY HALL OF FAME PLAYERS

YEAR INDUCTED	PLAYERS	POSITION	SEASONS WITH PANTHERS
2012	Pavel Bure	Right Wing	1998-99 to 2001-02
2011	Ed Belfour	Goaltender	2006-07
2011	Joe Nieuwendyk	Center	2005-06 to 2006-07
2010	Dino Ciccarelli	Right Wing	1997-98 to 1998-99
2008	Igor Larionov	Center	2000-01

HOCKEY HALL OF FAME BUILDERS

YEAR INDUCTED	BUILDER	POSITION	SEASONS WITH PANTHERS
2002	Roger Neilson	Head Coach	1993-94 to 1994-95
1995	Bill Torrey	President/Advisor/Alt. Governor	1993-94 to 2017-18

FOSTER HEWITT MEMORIAL AWARD WINNERS

YEAR AWARDED	BROADCASTER	POSITION	SEASONS WITH PANTHERS
2017	Dave Strader	Television Play-by-Play	2005-06 to 2006-07



ALL-TIME RECORDS



ALL-TIME PANTHERS RECORD BY MONTH

SEASON	OCT.	NOV.	DEC.	JAN.	FEB.	MARCH	APRIL	MAY
1993-94	4-5-3-0	4-8-0-0	7-2-3-0	6-2-4-0	5-9-0-0	6-6-3-0	1-2-4-0	--
1994-95	--	--	--	3-4-0-0	4-7-2-0	6-5-2-0	5-6-2-0	2-0-0-0
1995-96	7-4-0-0	10-2-1-0	8-4-1-0	6-4-3-0	4-5-3-0	3-9-1-0	3-3-1-0	--
1996-97	8-0-4-0	7-3-2-0	5-6-3-0	6-5-1-0	3-5-5-0	4-7-3-0	2-2-1-0	--
1997-98	3-6-3-0	5-7-2-0	6-7-1-0	4-5-5-0	0-4-1-0	3-10-0-0	3-4-3-0	--
1998-99	3-3-3-0	5-5-2-0	5-5-1-0	5-4-6-0	4-5-4-0	5-6-2-0	3-6-0-0	--
1999-00	6-3-1-2	7-3-1-0	7-4-1-1	9-4-1-0	5-6-0-2	7-6-1-0	2-1-1-1	--
2000-01	1-3-3-3	4-6-1-1	2-10-3-1	5-8-1-2	5-5-0-1	3-4-5-1	2-2-0-0	--
2001-02	3-7-2-1	3-7-0-2	6-6-1-0	4-10-1-0	1-5-1-1	4-7-2-1	1-2-3-1	--
2002-03	4-5-1-1	3-3-5-3	3-3-3-3	5-8-1-1	4-5-2-1	4-10-1-0	1-2-0-0	--
2003-04	4-5-2-0	5-8-2-0	3-3-5-2	5-6-2-1	6-4-3-0	5-8-0-1	0-1-1-0	--
2005-06	6-5-1	1-9-3	8-6-1	5-5-3	3-2-0	10-4-1	4-3-2	--
2006-07	5-7-2	3-7-3	7-5-2	4-3-4	6-3-3	9-4-1	1-1-2	--
2007-08	5-7-0	7-6-1	6-5-2	4-7-2	6-6-3	8-3-1	2-1-0	--
2008-09	4-5-0	5-6-3	7-5-2	7-2-3	8-5-0	7-5-3	3-2-0	--
2009-10	4-7-1	6-5-3	6-6-3	8-4-2	0-5-1	6-7-2	2-3-1	--
2010-11	4-5-0	6-7-0	6-5-2	6-5-3	4-7-2	3-8-5	1-3-0	--
2011-12	6-4-1	7-3-3	7-5-3	2-3-4	8-5-1	7-5-4	1-1-2	--
2012-13	--	--	--	2-5-0	4-4-5	5-10-1	4-8-0	--
2013-14	3-7-2	4-8-3	8-5-1	6-6-1	1-4-0	5-11-1	2-4-0	--
2014-15	3-2-3	6-4-3	7-4-3	5-6-1	6-6-3	8-5-2	3-2-0	--
2015-16	5-4-0	5-5-0	11-3-0	8-3-0	6-4-0	8-6-0	4-1-0	--
2016-17	4-4-1	7-6-1	5-4-6	6-5-2	7-4-0	4-10-1	2-3-0	--
2017-18	4-6-1	6-6-1	7-4-3	3-6-1	9-3-0	10-4-2	5-0-0	--
2018-19	2-4-3	8-6-1	7-5-2	3-5-2	8-5-2	7-7-2	1-0-2	--
2019-20	6-3-4	7-5-1	7-6-0	8-2-0	5-9-2	2-1-1	--	--
Totals	104-111-22-26	131-135-16-34	151-118-22-37	135-127-25-33	122-132-21-30	149-168-20-31	58-63-16-11	2-0-0-0

ALL-TIME RECORD AT THE ALL-STAR BREAK AND AT THE HALFWAY POINT

SEASON	DATE OF ALL-STAR GAME (HOST TEAM)	RECORD BEFORE	RECORD AFTER	1ST HALF OF SEASON	2ND HALF OF SEASON	OVERALL RECORD
1993-94	January 22 (NY Rangers)	19-17-8-0	14-17-9-0	17-17-8-0	16-17-9-0	33-34-17-0
1994-95	NO ALL-STAR GAME	--	--	9-12-3-0	11-10-3-0	20-22-6-0
1995-96	January 20 (Boston)	28-12-4-0	13-19-6-0	27-12-2-0	14-19-8-0	41-31-10-0
1996-97	January 18 (San Jose)	22-12-10-0	13-16-9-0	21-11-9-0	14-17-10-0	35-28-19-0
1997-98	January 18 (Vancouver)	15-23-10-0	9-20-5-0	15-20-6-0	9-23-9-0	24-43-15-0
1998-99	January 24 (Tampa Bay)	17-16-11-0	13-18-9-0	15-15-11-0	15-19-7-0	30-34-18-0
1999-00	February 6 (Toronto)	30-15-4-3	13-12-2-3	24-11-3-3	19-16-3-3	43-27-6-6
2000-01	February 4 (Colorado)	12-27-8-7	10-11-5-2	8-20-7-6	14-18-6-3	22-38-13-9
2001-02	February 2 (Los Angeles)	16-30-5-3	6-14-5-3	13-22-3-3	9-22-7-3	22-44-10-6
2002-03	February 2 (Florida)	15-19-10-8	9-17-3-1	12-12-9-8	12-24-4-1	24-36-13-9
2003-04	February 8 (Minnesota)	18-23-11-3	10-12-4-1	13-17-9-2	15-18-6-2	28-35-15-4
2005-06	February 14-27 (Olympics)	22-27-8	15-7-3	16-20-5	21-14-6	37-34-11
2006-07	January 24 (Dallas)	17-20-9	18-10-7	15-19-7	20-12-9	35-31-16
2007-08	January 27 (Atlanta)	22-24-5	16-11-4	19-19-3	19-16-6	38-35-9
2008-09	January 25 (Montreal)	21-17-8	20-13-3	19-16-6	22-14-5	41-30-11
2009-10	February 13-28 (Olympics)	24-27-10	8-10-3	16-18-7	16-19-6	32-37-13
2010-11	January 30 (Carolina)	22-22-5	8-18-7	19-20-2	11-20-0	30-40-12
2011-12	January 29 (Ottawa)	22-15-11	16-11-7	20-13-8	18-13-10	38-26-18
2012-13	NO ALL-STAR GAME	--	--	7-12-5	8-15-1	15-27-6
2013-14	February 8-26 (Olympics)	22-29-7	7-16-1	15-20-6	14-25-2	29-45-8
2014-15	January 25 (Columbus)	20-14-10	18-15-5	20-12-9	18-17-6	38-29-15
2015-16	January 31 (Nashville)	29-15-5	18-11-4	25-12-4	22-14-5	47-26-9
2016-17	January 29 (Los Angeles)	21-20-9	14-17-1	18-16-8	17-20-3	35-26-11
2017-18	January 28 (Tampa Bay)	19-22-6	25-8-2	17-18-6	27-12-2	44-30-8
2018-19	January 29 (San Jose)	20-20-8	16-12-6	17-17-7	19-15-7	36-32-14
2019-20	January 25 (St. Louis)	28-16-5	7-10-3	18-12-5	17-14-3	35-26-8
TOTALS		478-477-81-121	302-308-57-65	399-423-70-102	400-423-72-90	852-856-142-203



ALL-TIME PANTHERS RECORD BY DAY OF THE WEEK

SEASON	SUNDAY	MONDAY	TUESDAY	WEDNESDAY	THURSDAY	FRIDAY	SATURDAY
1993-94	6-4-3-0	4-4-1-0	2-7-3-0	8-4-4-0	5-6-2-0	1-6-2-0	7-3-2-0
1994-95	4-2-1-0	2-2-0-0	1-5-1-0	4-4-1-0	4-1-2-0	0-4-0-0	5-4-1-0
1995-96	8-2-1-0	5-1-1-0	9-4-0-0	2-8-2-0	5-5-4-0	3-2-2-0	9-9-0-0
1996-97	5-4-3-0	2-4-1-0	3-3-4-0	6-8-1-0	7-2-4-0	4-1-3-0	8-6-3-0
1997-98	4-4-3-0	0-5-1-0	1-5-3-0	3-11-1-0	6-6-1-0	2-5-2-0	8-7-4-0
1998-99	2-1-1-0	3-4-1-0	0-2-2-0	9-11-3-0	4-2-2-0	4-3-4-0	8-11-5-0
1999-00	0-3-0-1	3-4-0-0	2-2-0-0	14-5-2-1	2-5-0-0	5-5-1-2	17-3-3-2
2000-01	1-0-1-0	3-5-1-1	2-2-1-0	5-8-5-4	1-2-0-0	5-9-4-4	5-12-1-0
2001-02	1-1-1-1	3-4-2-0	1-4-1-1	6-11-3-2	2-4-0-0	7-4-1-0	2-16-2-2
2002-03	1-1-1-0	3-4-2-2	1-4-0-1	7-8-3-1	3-4-1-3	4-3-2-1	5-12-4-1
2003-04	0-1-3-0	3-4-2-2	3-4-0-1	4-8-6-0	5-3-0-0	5-6-0-0	8-9-4-1
2005-06	4-0-0	3-6-2	6-2-3	5-4-3	6-6-1	8-5-0	5-11-2
2006-07	0-1-2	1-2-1	6-8-4	5-3-1	7-8-2	6-1-1	10-8-5
2007-08	3-3-1	2-1-0	6-3-2	5-6-2	8-5-3	8-4-0	6-13-1
2008-09	5-3-1	2-2-2	10-3-1	2-3-1	10-7-1	3-4-3	9-8-2
2009-10	3-2-0	3-3-4	3-5-0	5-6-2	4-6-2	6-5-1	8-10-4
2010-11	2-3-2	2-3-2	4-5-2	2-12-1	5-7-1	5-5-2	10-5-2
2011-12	5-3-3	5-0-2	8-4-3	2-2-1	4-7-5	2-7-4	12-3-0
2012-13	2-5-0	0-2-0	5-5-2	NA	5-6-2	0-1-1	3-8-1
2013-14	5-5-2	2-3-0	9-8-3	0-1-0	5-11-0	4-7-1	4-10-2
2014-15	5-4-2	1-6-0	7-7-3	1-1-0	12-4-3	5-1-1	7-6-6
2015-16	5-3-0	3-6-2	14-2-1	0-1-1	11-6-1	4-2-0	11-6-4
2016-17	2-3-1	3-2-2	4-8-2	2-2-2	5-10-3	6-4-1	11-7-0
2017-18	2-4-1	6-2-2	8-6-1	3-1-0	11-4-1	4-6-0	10-7-3
2018-19	4-4-0	6-1-0	4-8-3	1-2-0	6-9-3	5-4-0	9-4-8
2019-20	6-2-0	6-3-0	6-5-1	2-1-0	4-7-3	1-0-2	10-8-2
TOTALS	80-65-18-17	73-77-12-22	110-119-15-33	103-130-31-21	136-137-16-33	103-102-21-24	196-200-29-44

ALL-TIME PANTHERS RECORD BY CONFERENCE

SEASON	EASTERN	WESTERN	OVERALL
1993-94	24-23-11-0	9-11-6-0	33-34-17-0
1994-95	20-22-6-0	NA	20-22-6-0
1995-96	29-22-5-0	12-9-5-0	41-31-10-0
1996-97	23-20-13-0	12-8-6-0	35-28-19-0
1997-98	22-26-8-0	2-17-7-0	24-43-15-0
1998-99	22-25-11-0	8-9-7-0	30-34-18-0
1999-00	31-20-3-5	12-7-3-1	43-27-6-6
2000-01	16-32-7-5	6-6-6-4	22-38-13-9
2001-02	16-32-7-4	6-12-3-1	22-44-10-6
2002-03	20-24-9-7	4-12-4-2	24-36-13-9
2003-04	24-25-12-3	4-10-3-1	28-35-15-4
2005-06	33-29-10	4-5-1	37-34-11
2006-07	33-26-13	2-5-3	35-31-16
2007-08	34-32-6	4-3-3	38-35-9
2008-09	33-21-10	8-9-1	41-30-11
2009-10	25-30-9	7-7-4	32-37-13
2010-11	23-31-10	7-9-2	30-40-12
2011-12	33-19-12	5-7-6	38-26-18
2012-13	15-27-6	NA	15-27-6
2013-14	20-30-4	9-15-4	29-45-8
2014-15	27-19-8	11-10-7	38-29-15
2015-16	35-13-6	12-13-3	47-26-9
2016-17	22-25-7	13-11-4	35-36-11
2017-18	29-16-7	15-14-1	44-30-8
2018-19	23-19-10	13-13-4	36-32-14
2019-20	20-17-5	15-9-3	35-26-8
TOTALS	652-625-97-148	190-231-50-56	852-856-142-203



SEASON BY SEASON STREAKS

SEASON	LONGEST WIN STREAK	LONGEST LOSING STREAK	LONGEST UNBEATEN/POINT	LONGEST WINLESS
1993-94	4 Games (1/15 - 1/24)	5 Games (2/24 - 3/4)	9 Games (1/8 - 1/30)	8 Games (3/28 - 4/12)
1994-95	3 Games (three times)	4 Games (2/17 - 2/23)	3 Games (six times)	4 Games (three times)
1995-96	7 Games (11/2 - 11/14)	5 Games (3/2 - 3/11)	8 Games (11/2 - 11/16)	9 Games (2/24 - 3/13)
1996-97	4 Games (twice)	4 Games (3/1 - 3/9)	12 Games (10/5 - 10/30)	6 Games (twice)
1997-98	3 Games (three times)	13 Games (2/7 - 3/23)	6 Games (12/26 - 1/4)	15 Games (2/1 - 3/23)
1998-99	3 Games (4/12 - 4/17)	7 Games (3/31 - 4/10)	5 Games (1/5 - 1/13)	8 Games (3/28 - 4/10)
1999-00	5 Games (1/8 - 1/17)	3 Games (2/19 - 2/23)	5 Games (1/8 - 1/17)	3 Games (twice)
2000-01	4 Games (2/10 - 2/19)	6 Games (2/21 - 3/2)	4 Games (twice)	9 Games (2/21 - 3/9)
2001-02	2 Games (3 times)	7 Games (2/9 - 3/5)	4 Games (3/8 - 3/15)	7 Games (2/9 - 3/5)
2002-03	3 Games (2/18 - 2/22)	5 Games (twice)	4 Games (3 times)	8 Games (11/11 - 11/24)
2003-04	3 Games (twice)	5 Games (3/19 - 3/27)	5 Games (2/18 - 2/25)	6 Games (11/26 - 12/10)
2005-06	7 Games (3/17 - 3/29)	10 Games (11/1 - 11/23)	7 Games (3/17 - 3/29)	10 Games (11/1 - 11/23)
2006-07	4 Games (2/24 - 3/3)	6 Games (11/22 - 12/2)	4 Games (2/24 - 3/3)	6 Games (11/22 - 12/2)
2007-08	7 Games (3/2 - 3/16)	4 Games (11/7 - 11/13)	7 Games (3/2 - 3/16)	4 Games (11/7 - 11/13)
2008-09	3 Games (four times)	6 Games (10/25 - 11/8)	3 Games (four times)	6 Games (10/25 - 11/8)
2009-10	3 Games (five times)	7 Games (2/1 - 3/2)	3 Games (five times)	7 Games (2/1 - 3/2)
2010-11	3 Games (two times)	10 Games (3/19 - 4/8)	3 Games (two times)	10 Games (3/19 - 4/8)
2011-12	5 Games (3/11 - 3/20)	5 Games (3/29 - 4/5)	5 Games (3/11 - 3/20)	5 Games (3/29 - 4/5)
2012-13	3 Games (3/28 - 4/2)	6 Games (twice)	3 Games (3/28 - 4/2)	6 Games (twice)
2013-14	5 Games (12/10-12/19)	9 Games (10/22-11/10)	5 Games (12/10-12/19)	9 Games (10/22-11/10)
2014-15	3 Games (twice)	2 Games (nine times)	7 games (10/17-11/4)	5 games (1/13-1/27)
2015-16	12 Games (12/15-1/10)	3 Games (1/13-1/18)	13 games (12/15-1/11)	5 Games (10/30-11/7)
2016-17	5 games (2/11/17-2/20/17)	6 games (3/27/17 - 4/6/17)	5 games (2/11/17-2/20/17)	5 games (2/11/17-2/20/17)
2017-18	6 games (2/22/18-3/4/18)	3 games (twice)	9 games (2/22/18-3/10/18)	5 games (10/28/17-11/7/17)
2018-19	5 Games (11/2/18 - 11/13/18)	3 games (3 times)	5 Games (twice)	7 Games (1/3/19 - 1/15/19)
2019-20	6 Games (1/19/19-1/21/20)	3 Games (3 times)	8 Games (10/11/19-10/27/20)	4 Games (Twice)



ALL-TIME RECORDS



POWER PLAY

SEASON	GAMES	ADV	PPGF	PCT.	RANK
1993-94	84	409	65	15.9	21/26
1994-95	48	222	29	13.1	24/26
1995-96	82	468	81	17.3	16/26
1996-97	82	352	50	14.2	21/26
1997-98	82	409	55	13.4	17/26
1998-99	82	380	51	13.4	22/27
1999-00	82	338	58	17.2	8/28
2000-01	82	353	46	13.0	27/30
2001-02	82	341	50	14.7	T-19/30
2002-03	82	347	49	14.1	24/30
2003-04	82	310	52	16.8	12/30
2005-06	82	411	63	15.3	24/30
2006-07	82	337	61	18.1	12/30
2007-08	82	313	60	19.2	6/30
2008-09	82	308	51	16.6	24/30
2009-10	82	309	44	14.2	29/30
2010-11	82	267	35	13.1	30/30
2011-12	82	286	53	18.5	T-7/30
2012-13	48	142	29	20.4	6/30
2013-14	82	269	27	10.0	30/30
2014-15	82	246	40	16.3	24/30
2015-16	82	278	47	16.9	23/30
2016-17	82	265	45	17.0	T-23/30
2017-18	82	249	20	18.9	21/31
2018-19	82	269	72	26.8	2/31
2019-20	69	211	45	21.3	T-10/31

PENALTY KILL

SEASON	GAMES	TSH	PPGA	PCT.	RANK
1993-94	84	396	69	82.6	T-8/26
1994-95	48	191	32	83.2	12/26
1995-96	82	370	63	83.0	T-9/26
1996-97	82	346	50	85.5	7/26
1997-98	82	403	82	79.7	26/26
1998-99	82	370	67	81.9	22/27
1999-00	82	323	47	85.4	10/28
2000-01	82	398	64	83.9	T-14/30
2001-02	82	393	76	80.7	29/30
2002-03	82	356	66	81.5	26/30
2003-04	82	374	51	86.4	2/30
2005-06	82	514	91	82.3	14/30
2006-07	82	443	78	82.4	16/30
2007-08	82	374	66	82.4	16/30
2008-09	82	311	54	82.6	9/30
2009-10	82	287	59	79.4	23/30
2010-11	82	267	41	84.6	6/30
2011-12	82	239	49	79.5	25/30
2012-13	48	151	39	74.2	30/30
2013-14	82	262	63	76.0	30/30
2014-15	82	250	50	80	24/30
2015-16	82	268	55	79.5	24/30
2016-17	82	245	36	85.3	2/30
2017-18	82	227	45	80.2	16/31
2018-19	82	230	43	81.3	10/31
2019-20	69	186	40	78.5	20/31



ALL-TIME RECORDS



PENALTY MINUTES

SEASON	GAMES	MINUTES	AVG.	RANK
1993-94	84	1620	19.3	6/26
1994-95	48	770	16.0	T-5/26
1995-96	82	1494	18.2	5/26
1996-97	82	1628	19.9	17/26
1997-98	82	1676	20.4	17/26
1998-99	82	1522	18.6	23/27
1999-00	82	1329	16.2	23/28
2000-01	82	1509	18.4	28/30
2001-02	82	1994	24.3	30/30
2002-03	82	1127	13.7	10/30
2003-04	82	1192	14.5	12/30
2005-06	82	1255	15.6	14/30
2006-07	82	1181	14.4	15/30
2007-08	82	1002	12.5	7/30
2008-09	82	900	11.0	4/30
2009-10	82	977	11.9	T-14/30
2010-11	82	716	8.7	1/30
2011-12	82	792	9.7	8/30
2012-13	48	541	11.3	17/30
2013-14	82	848	10.3	T-12/30
2014-15	82	733	8.9	T-9/30
2015-16	82	849	10.21	21/30
2016-17	82	813	9.54	10/30
2017-18	82	899	10.57	3/31
2018-19	82	688	8:23	14/31
2019-20	69	500	7:14	26/31

SHORT-HANDED GOALS

SEASON	GAMES	FOR (Rank)	AGAINST (Rank)
1993-94	84	8 (T-17/26)	15 (22/26)
1994-95	48	1 (T-24/26)	6 (T-14/26)
1995-96	82	11 (T-12/26)	12 (T-14/26)
1996-97	82	5 (T-23/26)	17 (25/26)
1997-98	82	12 (T-7/26)	16 (T-23/26)
1998-99	82	12 (T-3/27)	11 (T-23/27)
1999-00	82	2 (27/28)	8 (T-14/28)
2000-01	82	8 (T-17/30)	13 (T-26/30)
2001-02	82	8 (T-10/30)	7 (T-12/30)
2002-03	82	7 (T-19/30)	9 (T-20/30)
2003-04	82	7 (T-14/30)	12 (25/30)
2005-06	82	5 (T-27/30)	12 (T-19/30)
2006-07	82	5 (T-24/30)	6 (T-6/30)
2007-08	82	4 (T-24/30)	3 (T-1/30)
2008-09	82	7 (T-16/30)	9 (T-20/30)
2009-10	82	7 (10/30)	8 (22/30)
2010-11	82	4 (26/30)	5 (7/30)
2011-12	82	4 (22/30)	6 (T-15/30)
2012-13	48	4 (T-8/30)	1 (T-3/30)
2013-14	82	8 (T-13/30)	6 (T-7/30)
2014-15	82	1 (30/30)	6 (T-5/30)
2015-16	82	5 (T-11/30)	5 (T-18/30)
2016-17	82	8 (T-8/30)	8 (T-6/30)
2017-18	82	10 (T-3/31)	5 (T-20/31)
2018-19	82	3 T-31/31	13 T-3/31
2019-20	69	4 (27/31)	5 (T-19/31)





PANTHERS CAREER GOALTENDING

PLAYER	GP	W	L	T	OTL	SA	SAVES	GA	SV%	GAA	SO
Roberto Luongo	572	230	241	32	41	17,501	16,086	1,415	0.919	2.62	38
John Vanbiesbrouck	268	106	108	43	0	7,605	6,939	666	0.912	2.58	13
Tomas Vokoun	248	101	108	0	30	7,902	7,290	612	0.923	2.57	23
James Reimer	123	53	42	0	16	3,524	3,213	311	0.912	2.85	7
Mark Fitzpatrick	119	43	42	22	0	3,051	2,756	295	0.903	2.71	4
Scott Clemmensen	120	40	39	0	18	3,149	2,849	300	0.905	2.88	3
Trevor Kidd	103	28	50	13	0	2,883	2,594	289	0.9	3.09	3
Ed Belfour	58	27	17	0	10	1,550	1,398	152	0.902	2.77	1
Jose Theodore	68	26	22	0	14	1,893	1,726	167	0.912	2.63	3
Craig Anderson	53	24	14	0	7	1,628	1,511	117	0.928	2.52	5
Sean Burke	66	23	29	14	0	1,832	1,663	169	0.908	2.65	3
Sergei Bobrovsky	50	23	19	0	6	1,505	1,354	151	0.9	3.23	1
Mike Vernon	34	18	13	2	0	1,020	937	83	0.919	2.47	1
Al Montoya	45	18	14	0	5	1,061	963	98	0.908	2.53	0
Tim Thomas	40	16	20	0	3	1,206	1,096	110	0.909	2.87	0
Kirk McLean	37	13	12	5	0	934	839	95	0.898	2.85	2
Jacob Markstrom	43	11	25	0	5	1,206	1,083	123	0.898	3.21	0
Sam Montembeault	25	9	8	0	3	638	569	69	0.892	3.2	0
Mikhail Shtalenkov	15	8	4	2	0	369	335	34	0.908	2.31	0
Alex Auld	27	7	13	0	5	729	647	82	0.888	3.35	1
Chris Driedger	12	7	2	0	1	354	332	22	0.938	2.05	1
Dan Ellis	14	4	8	0	1	386	340	46	0.881	3.35	1
Jani Hurne	28	4	11	6	0	707	641	66	0.907	2.88	1
Harri Sateri	9	4	4	0	0	271	247	24	0.911	2.92	0
Steve Shields	16	3	6	1	0	346	304	42	0.879	3.44	0
Jamie McLennan	17	2	4	0	2	360	326	34	0.906	3.01	0
Wade Flaherty	4	2	1	1	0	148	136	12	0.919	2.94	0
Michael Hutchinson	4	1	1	0	2	87	73	14	0.839	4.17	0
Richard Shulmistra	1	1	0	0	0	21	20	1	0.952	1	0
Antti Niemi	2	0	1	0	0	39	34	5	0.872	5.11	0
Eldon Reddick	2	0	1	0	0	45	37	8	0.822	6	0
Kevin Weekes	11	0	5	1	0	247	215	32	0.87	3.96	0
Reto Berra	7	0	5	0	0	145	127	18	0.876	3.45	0
Alexander Salak	2	0	1	0	0	40	34	6	0.85	5.41	0
Brian Foster	1	0	0	0	0	1	1	0	1	0	0





PANTHERS CAREER SCORING

PLAYER	GP	G	A	PTS	PIM	PLAYER	GP	G	A	PTS	PIM
Jonathan Huberdeau	536	148	289	437	251	Frank Vatrano	166	45	36	81	80
Olli Jokinen	567	188	231	419	597	Mark Parrish	154	50	31	81	64
Aleksander Barkov	479	155	252	407	84	Niklas Hagman	263	30	50	80	52
Stephen Weiss	654	145	249	394	313	Mike Hough	259	27	52	79	185
Scott Mellanby	552	157	197	354	953	Tomas Kopecky	240	31	48	79	106
Nathan Horton	422	142	153	295	382	Colton Sceviour	284	31	48	79	70
Viktor Kozlov	414	101	190	291	118	Brad Boyes	156	35	39	74	48
Robert Svehla	573	61	229	290	603	Chris Gratton	157	30	44	74	198
Vincent Trocheck	420	111	171	282	258	Ivan Novoseltsev	217	29	44	73	106
Radek Dvorak	613	113	155	268	216	Paul Laus	530	14	58	72	1,702
Rob Niedermayer	518	101	165	266	435	Sean Bergenheim	163	41	29	70	122
Pavel Bure	223	152	99	251	134	Marcel Goc	161	31	38	69	49
Ray Whitney	273	97	130	227	109	Gary Roberts	108	27	42	69	122
Aaron Ekblad	458	71	141	212	275	Bryan Allen	284	14	53	67	341
Keith Yandle	315	27	177	204	144	Bret Hedican	202	17	48	65	169
Jay Bouwmeester	471	53	150	203	329	Kris Versteeg	99	27	38	65	66
Evgenii Dadonov	280	91	111	202	42	Joe Nieuwendyk	80	31	33	64	50
Nick Bjugstad	394	87	104	191	176	Keith Ballard	164	14	48	62	160
Brian Campbell	376	28	147	175	86	Brandon Pirri	122	40	22	62	46
David Booth	309	87	80	167	127	Mark Pysyk	292	17	45	62	76
Bill Lindsay	506	67	98	165	609	Scottie Upshall	192	29	33	62	155
Tomas Fleischmann	262	54	91	145	72	Dave Gagner	114	24	38	62	94
Gord Murphy	410	42	100	142	238	Kamil Kreps	232	18	42	60	71
Dmitry Kulikov	460	28	110	138	300	Denis Malgin	184	28	32	60	40
Rostislav Olesz	349	57	75	132	112	Richard Zednik	124	32	27	59	89
Jussi Jokinen	231	37	95	132	115	Jason Garrison	190	23	36	59	81
Jaromir Jagr	181	49	81	130	110	Brett McLean	147	21	35	56	63
Jozef Stumpel	199	45	84	129	58	Sandis Ozolinsh	88	17	38	55	64
Mike Hoffman	151	65	64	129	58	Mike Santorelli	166	31	24	55	40
Kristian Huselius	257	58	69	127	62	Ruslan Salei	147	9	46	55	177
Marcus Nilson	327	48	78	126	193	Derek MacKenzie	304	20	34	54	162
Tom Fitzgerald	353	54	67	121	281	Jaroslav Spacek	157	15	39	54	89
Johan Garpenlov	265	47	74	121	133	Andrei Lomakin	107	20	34	54	32
Ray Sheppard	190	61	60	121	33	Jared McCann	143	18	35	53	52
Stu Barnes	191	49	72	121	94	Jimmy Hayes	125	30	23	53	38
Michael Frolik	213	50	67	117	81	Jonathan Marchessault	75	30	21	51	38
Jesse Belanger	180	49	68	117	44	Oleg Kvasha	146	17	33	50	79
Dave Lowry	272	50	60	110	178	Alexander Petrovic	254	5	44	49	358
Cory Stillman	165	39	70	109	79	Steve Reinprecht	111	20	28	48	24
Mike Van Ryn	257	25	80	105	220	Jason Woolley	89	10	37	47	52
Bryan McCabe	199	28	76	104	152	Kirk Muller	162	13	34	47	107
Ed Jovanovski	362	33	69	102	619	Terry Carkner	279	6	40	46	293
Jody Hull	281	56	44	100	49	Mike Weaver	246	3	41	44	79
Brian Skrudland	256	32	67	99	401	Erik Gudbranson	309	11	32	43	346
Shawn Matthias	312	48	49	97	109	Mike Sillinger	68	17	25	42	60
Mike Matheson	299	33	58	91	157	Peter Worrell	342	16	26	42	1,375
Valeri Bure	132	33	56	89	42	MacKenzie Weegar	172	13	28	41	133
Ville Peltonen	207	34	54	88	79	Dan Boyle	129	10	29	39	50
Reilly Smith	162	40	47	87	48	Bob Kudelski	83	20	19	39	12
Juraj Kolnik	204	40	46	86	72	Brian Benning	97	7	31	38	125
Gregory Campbell	363	29	56	85	312	David Nemirovsky	91	16	22	38	42
Martin Gelnas	164	31	54	85	116	Steve Montador	196	10	28	38	260

CAREER SCORING



PLAYER	GP	G	A	PTS	PIM	PLAYER	GP	G	A	PTS	PIM
Mikael Samuelsson	85	16	21	37	49	Connor Brickley	67	5	12	17	33
Jamie McGinn	95	17	19	36	39	Keaton Ellerby	125	2	15	17	70
Martin Straka	67	9	26	35	18	Quinton Howden	92	10	7	17	30
Brett Connolly	69	19	14	33	26	Lyle Odelein	82	4	12	16	88
Len Barrie	76	9	24	33	141	Vinny Prospal	34	4	12	16	10
Dennis Wideman	61	9	24	33	33	Greg Hawgood	33	2	14	16	9
Marty Reasoner	82	14	18	32	22	Cameron Stewart	65	9	7	16	30
Jason Wiemer	70	11	20	31	178	Steve Bernier	68	5	10	15	21
Matt Cullen	86	12	19	31	46	Brian Boyle	39	6	9	15	17
Ryan Johnson	164	8	22	30	50	Willie Mitchell	112	4	11	15	43
Steve Washburn	81	14	15	29	40	Jayce Hawryluk	57	8	7	15	24
Per Gustafsson	58	7	22	29	22	Dryden Hunt	63	3	12	15	34
Brad Ference	167	4	24	28	432	Sergei Samsonov	20	3	11	14	2
Jason Demers	81	9	19	28	53	Shawn Thornton	146	4	10	14	197
Tom Gilbert	73	3	25	28	18	Radim Vrbata	42	5	9	14	16
Dave Bolland	78	7	21	28	64	Lance Pitlick	165	5	8	13	98
Rhett Warrener	217	4	23	27	297	Brent Severyn	76	5	8	13	193
Noel Acciari	66	20	7	27	21	Donald Audette	28	6	7	13	22
Byron Ritchie	111	10	15	25	137	Ivan Majesky	82	4	8	12	92
Chris Wells	141	7	18	25	134	Micheal Haley	99	4	8	12	242
Denis Shvidki	76	11	14	25	30	Serge Payer	114	7	5	12	47
Jack Skille	99	8	16	24	43	Anthony Stewart	105	4	8	12	38
Dino Ciccarelli	42	11	12	23	55	Keith Brown	64	4	8	12	62
Chris Higgins	48	11	12	23	10	Scott Gomez	46	2	10	12	24
Lukas Krajicek	90	3	20	23	62	Lance Ward	134	4	7	11	254
Jassen Cullimore	133	5	18	23	75	Jeff Norton	51	0	11	11	28
Greg Adams	60	11	12	23	10	Igor Larionov	26	5	6	11	10
Dennis Seidenberg	62	2	21	23	33	Eric Beaudoin	53	3	8	11	41
Mathieu Biron	91	4	18	22	65	Teddy Purcell	15	3	8	11	2
Geoff Smith	137	6	16	22	82	Scott Levins	29	5	6	11	69
Joel Kwiattkowski	114	9	13	22	106	Joe Cirella	83	1	10	11	120
Nick Boynton	68	5	16	21	91	Jiri Hudler	19	6	5	11	10
Dylan Olsen	96	5	16	21	30	Todd Simpson	107	2	9	11	276
Mike Wilson	83	4	17	21	60	Dominic Toninato	46	4	7	11	37
Kevyn Adams	56	7	14	21	30	Thomas Vanek	20	2	8	10	6
Anders Eriksson	60	0	21	21	28	Josh Brown	93	4	6	10	67
Troy Brouwer	75	12	9	21	47	Magnus Johansson	27	0	10	10	14
Drew Shore	67	8	12	20	22	Riley Sheahan	33	2	8	10	4
Michal Repik	72	9	11	20	36	Alexander Godnyuk	26	0	10	10	35
Jaroslav Bednar	65	6	14	20	18	Esa Tikkanen	28	1	8	9	16
Sean Hill	78	2	18	20	80	Darcy Hordichuk	124	4	5	9	249
Pavel Trnka	89	3	16	19	75	Krys Barch	96	2	7	9	190
Andreas Lilja	135	7	12	19	146	Alex Hicks	59	1	8	9	62
Henrik Borgstrom	58	9	10	19	6	Mike Foligno	39	4	5	9	49
Anton Stralman	69	5	14	19	14	TJ Brennan	19	2	7	9	2
Karlis Skrastins	97	5	14	19	42	Wojtek Wolski	22	4	5	9	0
Jesse Winchester	52	9	9	18	38	Nick Tarnasky	65	2	7	9	118
Magnus Svensson	46	4	14	18	31	Matt Bradley	45	3	5	8	31
Cory Murphy	54	2	16	18	24	Stephane Matteau	52	4	4	8	27
Jon Sim	33	10	8	18	26	Bogdan Kiselevich	32	0	8	8	12
Jordan Leopold	61	7	11	18	22	Pierre Dagenais	35	7	1	8	8
Filip Kuba	62	2	15	17	26	Randy Gilhen	20	4	4	8	16
Peter Mueller	43	8	9	17	18	Bill Thomas	31	5	3	8	6
Dominic Moore	48	8	9	17	35	Evgeny Davydov	21	2	6	8	8
Branislav Mezei	174	4	13	17	246	Steven Kampfer	73	2	6	8	42

CAREER SCORING



PLAYER	GP	G	A	PTS	PIM	PLAYER	GP	G	A	PTS	PIM
Greg McKegg	46	5	3	8	13	Jason Podollan	19	1	1	2	4
Ian McCoshen	60	4	3	7	33	Dallas Eakins	41	0	2	2	79
Michael Sgarbossa	29	2	5	7	9	Rob Globke	46	1	1	2	8
Niclas Bergfors	20	1	6	7	2	Peter Andersson	8	1	1	2	0
Darren Van Impe	36	1	6	7	31	Peter Ratchuk	32	1	1	2	10
Alexei Semenov	39	1	6	7	49	Tanner Glass	44	1	1	2	46
Todd Bertuzzi	7	1	6	7	13	Lucas Wallmark	7	1	1	2	0
Corban Knight	20	2	5	7	4	Matt Gilroy	16	1	1	2	6
Tyson Strachan	53	1	6	7	45	Ryan Jardine	8	0	2	2	2
Dmitry Yushkevich	23	1	6	7	14	Brad Norton	22	0	2	2	45
Logan Shaw	53	5	2	7	13	Byron Bitz	7	1	1	2	2
Vaclav Nedorost	32	4	3	7	12	Shane O'Brien	9	0	1	1	5
Rocco Grimaldi	27	4	2	6	6	Mikhail Yakubov	13	0	1	1	4
Jakub Kindl	58	0	6	6	32	Jacob MacDonald	2	1	0	1	0
Jerred Smithson	51	2	4	6	14	Jeff Greenlaw	4	0	1	1	2
Juho Lammikko	40	0	6	6	6	Jamie Leach	2	1	0	1	0
Igor Ulanov	70	1	5	6	50	Andrei Podkonicky	6	1	0	1	2
Victor Oreskovich	50	2	4	6	26	Mike Green	11	0	1	1	2
Joey Tetarenko	69	4	1	5	171	Josh Olson	5	1	0	1	0
Riley Stillman	35	0	5	5	16	Steve Eminger	9	1	0	1	6
Seth Griffith	21	0	5	5	8	Greg Rallo	11	1	0	1	2
Clay Wilson	17	3	2	5	6	Bobby Butler	2	0	1	1	2
Marco Sturm	42	3	2	5	23	Stephane Richer	3	0	1	1	2
Alex Kovalev	14	2	3	5	6	Steve MacIntyre	18	0	1	1	17
Jeff Toms	8	2	2	4	4	Owen Tippett	7	1	0	1	0
Christian Berglund	10	3	1	4	10	David Brine	9	0	1	1	4
Ville Koistinen	17	1	3	4	8	Greg Smyth	12	1	0	1	37
Aleksii Saarela	9	2	2	4	0	Joey Crabb	9	0	1	1	7
Derick Brassard	10	1	3	4	2	Eric Cairns	23	0	1	1	37
Maxim Mamin	33	3	1	4	12	Jeff Ware	6	0	1	1	6
Colby Robak	42	0	3	3	25	Henrik Haapala	5	0	1	1	0
Kyle Rau	33	2	1	3	6	Igor Kravchuk	7	0	1	1	4
Janis Sprukts	14	1	2	3	2	Eric Selleck	2	0	1	1	17
Kenndal McArdle	33	1	2	3	47	Patrick Rissmiller	9	0	1	1	0
Tim Kennedy	33	1	2	3	4	Joe Callahan	27	0	1	1	12
Eric Messier	21	0	3	3	16	Scott Timmins	24	1	0	1	12
Craig MacDonald	34	0	3	3	25	Lee Goren	2	0	1	1	0
Ryan Carter	19	2	1	3	28	Dylan McIlrath	5	1	0	1	10
Drew Larman	22	2	1	3	4	Martin Lojek	5	0	1	1	0
Ric Jackman	22	2	1	3	16	Gregory Jacina	14	0	1	1	6
Paul Thompson	21	0	3	3	22	Kamil Piros	3	1	0	1	0
John Madden	31	3	0	3	4	Mark Cullen	6	0	1	1	2
Brett Harkins	8	0	3	3	6	Alexander Sulzer	9	0	1	1	0
Gilbert Dionne	5	1	2	3	0	Craig Ferguson	6	0	0	0	0
Noah Welch	29	2	1	3	20	Hugh Jessiman	2	0	0	0	5
John Jakopin	82	1	2	3	92	David Emma	6	0	0	0	0
Gaetan Duchesne	13	1	2	3	0	Paul Brousseau	1	0	0	0	0
Brad Smyth	15	2	1	3	6	Ty Jones	6	0	0	0	7
Shane Harper	14	2	1	3	18	Dwayne Hay	15	0	0	0	2
Randy Moller	17	0	3	3	16	Jeff Daniels	10	0	0	0	0
Erik Hauka	7	0	2	2	2	Jim Campbell	1	0	0	0	0
Yan Golubovskiy	6	0	2	2	2	Mike Mottau	8	0	0	0	4
Jeff Taffe	21	1	1	2	4	Chris Allen	2	0	0	0	2
George Parros	39	1	1	2	57	Wade Belak	32	0	0	0	37
Patrick Lebeau	4	1	1	2	4	Alexander Karpovtsev	6	0	0	0	4

CAREER SCORING



PLAYER	GP	G	A	PTS	PIM
Dave Duerden	2	0	0	0	0
Stefan Meyer	4	0	0	0	0
Viacheslav Butsayev	1	0	0	0	2
Anthony Greco	1	0	0	0	0
Curtis Valk	1	0	0	0	0
Matthew Herr	3	0	0	0	0
Herbert Vasiljevs	5	0	0	0	2
Eric Boguniecki	4	0	0	0	2
Jon Matsumoto	1	0	0	0	0
Brent Regner	7	0	0	0	4
Mike Duco	12	0	0	0	60
Chase Balisy	8	0	0	0	0
Jonathan Racine	1	0	0	0	2
Rocky Thompson	10	0	0	0	31
Jonathan Rheaault	5	0	0	0	0
Ryan Whitney	7	0	0	0	6
Garrett Wilson	34	0	0	0	24
Craig Martin	1	0	0	0	5
Mike Casselman	3	0	0	0	0
Kristian Kudroc	2	0	0	0	2
Michael Caruso	2	0	0	0	0
Craig Fisher	4	0	0	0	0
David Tomlinson	5	0	0	0	0
Douglas Barrault	2	0	0	0	0
Kyle Rossiter	9	0	0	0	9
John McFarland	3	0	0	0	0
Jamie Rivers	1	0	0	0	2
Bracken Kearns	5	0	0	0	10
Nick Smith	15	0	0	0	0
Chris Wideman	1	0	0	0	2
Petr Taticek	3	0	0	0	0
Brady Keeper	1	0	0	0	0
Nolan Yonkman	8	0	0	0	11
Grant McNeill	3	0	0	0	5
Jamie Linden	4	0	0	0	17
Garth Murray	6	0	0	0	19
David Morisset	4	0	0	0	5
Jamie Allison	7	0	0	0	11





MOST

GOALS – 6 – (2nd per.) vs. Boston (4/5/00)
GOALS AGAINST – 6 – (3X) Last: (3rd per.) at Carolina (1/11/07)
GOALS BOTH TEAMS – 7 – (9X) Last: (2nd per.) vs. Toronto (1/12/20)
PENALTY MINUTES – 120 – (3rd pd.) vs. Philadelphia (10/13/01)
PENALTY MINUTES BY OPPONENT – 89 – (3rd per.) at Pittsburgh (2/6/03)
PENALTY MINUTES BY BOTH TEAMS – 196 – (3rd per.) vs. Philadelphia (10/13/01)
SHOTS ON GOAL AT HOME – 28 – (2nd per.) vs. Washington (10/20/05)
SHOTS ON GOAL ON ROAD – 24 – (3rd per.) at Colorado (3/3/16)
SHOTS AGAINST AT HOME – 28 – (1st per.) vs. NY Islanders (3/17/04)
SHOTS AGAINST ON ROAD – 29 – (2X) Last: (3rd per.) at San Jose (3/18/14)
POWER-PLAY GOALS – 4 – (1st per.) vs. Ottawa (12/9/98)
POWER-PLAY GOALS AGAINST – 3 – (2X) Last: (3rd per.) at Montreal (3/9/98)
SHORT-HANDED GOALS – 2 – (2X) Last: (1st per.) at NY Rangers (12/12/97)
SHORT-HANDED GOALS AGAINST – 2 – (5X) Last: (2nd per.) at Pittsburgh (1/18/19)

FEWEST

SHOTS ON GOAL – 0 – (6X) Last: (3rd.) vs. Washington (3/17/09)
SHOTS ON GOAL AGAINST – 0 – (2X) (2nd per.) at Edmonton (10/20/01) and (1st per.) vs. Los Angeles (10/28/97)

FASTEST

OPENING GOAL – :10 – (2X) Aleksander Barkov at Montreal (4/5/16), Johan Garpenlov at Colorado (10/17/96)
OPENING GOAL AGAINST – :10 – Mike Knuble vs. Boston (2/14/03)
OPENING GOAL, HOME – :12 – Aleksander Barkov vs. Vegas (2/2/19)
OPENING GOAL AGAINST, HOME – :10 – Mike Knuble vs. Boston (2/14/03)
GOAL FROM START OF PERIOD – :07 – Derick Brassard (3rd per.) at Washington (2/9/19)
GOAL FROM START OF PERIOD AGAINST – :09 – Ruslan Fedotenko (2nd per.) vs. Tampa Bay (3/20/06)
OVERTIME GOAL – :22 – (2X), Aaron Ekblad vs. Anaheim (11/21/19), Nathan Horton at Boston (3/4/08)
OVERTIME GOAL AGAINST – :15 – Mikko Koivu at Minnesota (3/29/12)
TWO GOALS SCORED BY ONE PLAYER – :07 – Viktor Kozlov (2nd per.) vs. Montreal (2/10/04)
TWO GOALS AGAINST BY ONE PLAYER – :17 – Mike Knuble (1st per.) vs. Boston (2/14/03)
TWO GOALS – :07 – Viktor Kozlov, 1:43 and 1:50 (2nd per.) vs. Montreal (2/10/04)
TWO GOALS AGAINST – :12 – Chris Drury (8:46) and Ryan Callahan (8:58) at NY Rangers (10/4/07)
THREE GOALS – 1:17 – Viktor Kozlov, 18:09, Mark Parrish, 18:29 and Pavel Bure, 19:26 (3rd per.) vs. Los Angeles (10/6/99)
THREE GOALS AGAINST – 1:00 – Kevin Lowe, 16:52, Tony Amonte, 17:12 and Adam Graves, 17:52 (2nd per.) vs. NY Rangers (11/16/93)



MOST

DECISIVE WIN AT HOME – 7-0 – vs. Chicago (3/25/17)

DECISIVE WIN ON ROAD – 8-0 – at Toronto (2/5/08)

DECISIVE SHUTOUT WIN AT HOME – 7-0 – vs. Chicago (3/25/17)

DECISIVE SHUTOUT WIN ON ROAD – 8-0 – at Toronto (2/5/08)

DECISIVE LOSS AT HOME – 7-0 – vs. Los Angeles (2/3/07)

DECISIVE LOSS ON ROAD – 12-2 – at Washington (1/11/03)

DECISIVE SHUTOUT LOSS AT HOME – 7-0 – vs. Los Angeles (2/03/07)

DECISIVE SHUTOUT LOSS ON ROAD – 8-0 – at Boston (12/23/11)

GOALS – 10 – vs. Boston (11/26/97)

GOALS AT HOME – 10 – vs. Boston (11/26/97)

GOALS ON ROAD – 8 – (2X), Last: at Toronto (2/5/08)

GOALS BOTH TEAMS – 15 – vs. Boston (11/26/97)

GOALS AGAINST – 12 – at Washington (1/11/03)

GOALS AGAINST AT HOME – 8 – vs. Chicago (3/15/98)

GOALS AGAINST ON ROAD – 12 – at Washington (1/11/03)

PENALTY MINUTES – 128 – vs. Philadelphia (10/13/01)

PENALTY MINUTES BY OPPONENT – 101 – at Pittsburgh (2/6/03)

PENALTY MINUTES BY BOTH TEAMS – 214 – vs. Philadelphia (10/13/01), FLA-128, PHI-86

PENALTIES – 24 – (128 PIM) vs. Philadelphia (10/13/01)

PENALTIES BY OPPONENT – 22 – (2X), (101 PIM) at Pittsburgh (2/6/03), (83 PIM) at Tampa Bay (3/21/98)

POWER-PLAY GOALS – 5 – (3X) Last: vs. Tampa Bay (10/17/11)

POWER-PLAY GOALS AGAINST – 5 – (3X) Last: vs. Atlanta (10/23/06)

POWER-PLAY OPPORTUNITIES – 11 – (5X) Last: vs. NY Rangers (11/5/09)

POWER-PLAY OPPORTUNITIES, OPPONENT – 15 – 12/3/05 at Carolina

SHORT-HANDED GOALS – 2 – (6X) Last: at Atlanta (11/19/02)

SHORT-HANDED GOALS AGAINST – 3 – (2X) Last: at Ottawa (11/18/00)

EVEN-STRENGTH GOALS – 9 – 11/26/97 vs. Boston

SHOTS ON GOAL – 55 – (2X) 12/4/14 vs. Columbus, 11/3/04 vs. Atlanta

SHOTS ON GOAL AT HOME – 55 – (2X) 12/4/14 vs. Columbus, 11/3/04 vs. Atlanta

SHOTS ON GOAL ON ROAD – 53 – 1/15/19 at Montreal

SHOTS ON GOAL BOTH TEAMS – 97 – vs. Washington (4/15/06)

SHOTS AGAINST – 60 – vs. Detroit (2/27/02)

SHOTS AGAINST AT HOME – 60 – vs. Detroit (2/27/02)

SHOTS AGAINST ON ROAD – 55 – (2X) 10/2/09 at Chicago, 12/18/05 at Washington



FEWEST

PENALTY MINUTES – 0 – (14X) LAST: 2/25/20 AT ARIZONA

PENALTY MINUTES BY AN OPPONENT – 0 – (9X) Last: vs. NY Islanders (1/30/18)

PENALTY MINUTES BY BOTH TEAMS – 0 – 2/25/20 at Arizona

SHOTS ON GOAL – 11 – (2X) at Ottawa (4/12/99), 2-0 (W), at Washington (11/3/95)

SHOTS ON GOAL AT HOME – 13 – vs. Calgary (2/5/10)

SHOTS ON GOAL ON ROAD – 11 – (2X), at Ottawa (4/12/99), 2-0 (W), at Washington (11/3/95)

SHOTS ON GOAL BOTH TEAMS – 34 – vs. Ottawa, FLA-17, OTT-17 (1/22/03)

SHOTS AGAINST – 11 – at Minnesota (3/9/10)

SHOTS AGAINST AT HOME – 12 – vs. Los Angeles (10/28/97)

SHOTS AGAINST ON ROAD – 11 – at Minnesota (3/9/10)





MOST

GOALS – 264 (2018-19)
ASSISTS – 455 (2018-19)
POINTS (GOALS/ASSISTS) – 719 (2018-19)
PENALTY MINUTES – 1,994, 24.3 AVG. (2001-02)
GOALS AT HOME – 144 - (2006-07)
GOALS ON ROAD – 126 (2018-19)
GOALS AGAINST – 273 (2018-19)
GOALS AGAINST AT HOME – 135 (1997-98)
GOALS AGAINST ON ROAD – 153 (2018-19)
POINTS IN STANDINGS – 103 (2015-16)
POINTS IN STANDINGS AT HOME – 58 (1999-00)
POINTS IN STANDINGS ON ROAD – 48 (2015-16)
POWER-PLAY GOALS – 81 (1995-96)
POWER-PLAY GOALS AGAINST – 91 (2005-06)
SHORT-HANDED GOALS – 12 (1997-98)
SHORT-HANDED GOALS AGAINST – 17 (1996-97)

SHUTOUTS – 9 (2008-09)
SHUTOUTS AT HOME – 6 (2008-09)
SHUTOUTS ON ROAD – 4 (2002-03, 2007-08 and 2009-10)
SHUTOUTS AGAINST – 10 (1998-99, 2001-02, and 2006-07)
SHUTOUTS AGAINST AT HOME – 5 (1998-99 and 2001-02)
SHUTOUTS AGAINST ON ROAD – 7 (2006-07)
WINS – 47 (2015-16)
WINS AT HOME – 27 (2017-18)
WINS ON ROAD – 22 (2015-16)
LOSSES – 45 (2013-14)
LOSSES AT HOME – 24 (1997-98)
LOSSES ON ROAD – 25 - (2013-14)
TIES – 19 (1996-97)
TIES AT HOME – 9 (1993-94)
TIES ON ROAD – 11 (1996-97 and 1998-99)
OVERTIME LOSSES – 18 (2011-12)
OVERTIME LOSSES AT HOME – 11 (2011-12)
OVERTIME LOSSES ON ROAD – 10 (2006-07)

FEWEST

GOALS – 109 (2012-13)
ASSISTS – 172 (2012-13)
POINTS (GOALS/ASSISTS) – 281 (2012-13)
PENALTY MINUTES – 500 (2019-20)
GOALS AT HOME – 60 (1994-95)
GOALS ON ROAD – 45 (2012-13)
GOALS AGAINST – 127 (1994-95)
GOALS AGAINST AT HOME – 69 (1994-95)
GOALS AGAINST ON ROAD – 58 (1995-95)
POINTS IN STANDINGS – 36 (2012-13)
POINTS IN STANDINGS AT HOME – 21 (1994-95 & 2012-13)
POINTS IN STANDINGS ON ROAD – 15 (2012-13)
POWER-PLAY GOALS – 27 (2013-14)
POWER-PLAY GOALS AGAINST – 32 (1994-95)
SHORT-HANDED GOALS – 1 (2011-12, 2014-15)
SHORT-HANDED GOALS AGAINST – 1 (2011-12)

SHUTOUTS – 0 (2012-13)
SHUTOUTS AT HOME – 0 (2006-07)
SHUTOUTS ON ROAD – 0 (1995-96 and 1999-00)
SHUTOUTS AGAINST – 1 (1993-94)
SHUTOUTS AGAINST AT HOME – 0 (1993-94 and 1999-00)
SHUTOUTS AGAINST ON ROAD – 1 (1993-94, 2008-09 and 2014-15)
WINS – 15 (2012-13)
WINS AT HOME – 8 (2002-03 & 2012-13)
WINS ON ROAD – 7 (2012-13)
LOSSES – 22 (1994-95)
LOSSES AT HOME – 11 (2005-06, 2012-13 & 2015-16)
LOSSES ON ROAD – 10 (1994-95)
TIES – 6 (1994-95 and 1999-00)
TIES AT HOME – 3 (1994-95)
TIES ON ROAD – 2 (1999-00)



LONGEST

WIN STREAK – 12 GAMES – (12/15/15 - 1/10/16)

WIN STREAK AT HOME – 7 GAMES – (12/10/15 - 1/3/16)

WIN STREAK ON ROAD – 6 GAMES – (12/15/15 - 1/10/16)

WIN STREAK VS. A SINGLE TEAM – 12 GAMES – vs. Pittsburgh (4/3/02 – 3/29/06)

WIN STREAK AT HOME VS. A SINGLE TEAM – 8 GAMES – vs NY Islanders (3/17/07-10/23/10)

WIN STREAK ON ROAD VS. A SINGLE TEAM – 5 GAMES – at Tampa Bay (11/27/98 – 3/10/00) and at Ottawa (11/11/93 - 10/28/95)

LOSING STREAK – 13 GAMES – (2/7-3/23/98)

LOSING STREAK AT HOME – 6 GAMES – (2/25-3/23/98)

LOSING STREAK ON ROAD – 13 GAMES – (10/27-12/17/05)

LOSING STREAK VS. A SINGLE TEAM – 8 GAMES VS. BOSTON (2/24/13 – 3/9/14)

LOSING STREAK AT HOME VS. A SINGLE TEAM – 9 GAMES – vs. New Jersey (10/25/00 – 1/27/06)

LOSING STREAK ON ROAD VS. A SINGLE TEAM – 13 GAMES – at Carolina (2/16/04 – 2/16/08)

TIE STREAK – 3 GAMES – (11/20-11/24/02, 4/6-4/10/02 and 1/5-1/8/99, 2/3-2/7/97)

TIE STREAK AT HOME – 2 GAMES – (12/13-12/18/03, 3/9-3/13/02, 3/21-3/23/94 and 10/17-10/19/93)

TIE STREAK ON ROAD – 3 GAMES – (4/6-4/10/02, 1/5-1/8/99, 4/11-4/18/98, 2/3-2/7/97 and 1/10-1/22/96)

TIE STREAK VS. A SINGLE TEAM – 5 GAMES – vs. San Jose (10/16/96 – 2/15/99)

TIE STREAK AT HOME VS. A SINGLE TEAM – 3 GAMES – vs. NY Islanders (2/4/02 – present), vs. Carolina (12/5/98 – 3/6/99) and vs. San Jose (2/25/97 – 2/15/99)

TIE STREAK ON ROAD VS. A SINGLE TEAM – 3 GAMES – at Atlanta (3/3/01 - 4/10/02), at Vancouver (1/14/97 – 1/8/99) and at Detroit (2/26/99 – 12/15/07)

CONSECUTIVE GAMES STREAK WITHOUT A TIE – 23 GAMES – (10/30/01 – 12/22/01)

UNBEATEN STREAK – 12 GAMES – 8-0-4 (10/5-10/30/96)

UNBEATEN STREAK AT HOME – 8 GAMES – 7-0-1 (11/5-11/26/95) **UNBEATEN STREAK ON ROAD** – 7 GAMES – 5-0-2 (12/7-12/29/93) and 4-0-3 (10/5-10/29/96)

UNBEATEN STREAK VS. A SINGLE TEAM – 11 GAMES – (10-0-1) vs. Ottawa (10/14/93 –3/19/96) and (9-0-2) vs. Tampa Bay (4/18/98 – 4/1/00)

UNBEATEN STREAK AT HOME VS. A SINGLE TEAM – 12 GAMES – (10-0-2) vs. Tampa Bay (1/25/97 – 1/27/01)

UNBEATEN STREAK ON ROAD VS. A SINGLE TEAM – 7 GAMES – (4-0-3) at Philadelphia (4/7/94 – 10/27/96)

WINLESS STREAK –15 GAMES – (0-14-1) from 2/1-3/23/98

WINLESS STREAK AT HOME – 13 GAMES – (0-10-2-1) from 2/5-3/24/03

WINLESS STREAK ON ROAD – 16 GAMES – (0-12-4) from 1/2-3/21/98

WINLESS STREAK VS. A SINGLE TEAM – 12 GAMES – (0-5-5-2) VS. Detroit (2/16/17 – 12/15/03)

WINLESS STREAK AT HOME VS. A SINGLE TEAM – 10 GAMES VS. Philadelphia (0-7-3, 12/27/00 – 3/15/06)

WINLESS STREAK ON ROAD VS. A SINGLE TEAM – 15 GAMES VS. Carolina (0-13-2, 1/24/03 – 2/16/08)

CONSECUTIVE GAMES WITH A POWER PLAY GOAL – 10 games – (11/1 – 11/21/19)

CONSECUTIVE SHUTOUT STREAK – 2 GAMES – 3/2-3/4/08, 12/21-12/23/08, 2/23-2/25/04, 1/15-1/18/03, 4/8/17-4/9/17

CONSECUTIVE SHUTOUTS AGAINST STREAK – 3 GAMES – (11/25 – 11/30/06)

CONSECUTIVE GAMES STREAK WITHOUT BEING SHUT OUT – 79 GAMES – (12/2/93 – 2/25/95)

CONSECUTIVE GAMES STREAK ALLOWING AT LEAST ONE GOAL – 124 (3/13/12 – 3/4/14)

CONSECUTIVE SHUTOUT MINUTES – 182:37 – Roberto Luongo (2/21-2/27/04)



MOST - PERIOD

GOALS – 3 – (5X) Noel Acciari (2nd per.) vs. Dallas (12/20/19), Vincent Trocheck (3rd per.) at Edmonton (2/12/18), Steven Reinprecht (1st per.) at Dallas (10/30/09), Pavel Bure (3rd per.) at Phoenix (12/8/99) and (3rd per.) vs. Tampa Bay (1/1/00)

GOALS AGAINST – 3 – Mikael Renberg (3rd per.) at Tampa Bay (3/21/98)

ASSISTS – 3 – (Several Times) Last: Jonathan Huberdeau (2nd per.) vs. Montreal (12/29/19)

POINTS – 3 – (Several times) Last: Jonathan Huberdeau (2nd per.) vs. Montreal (12/29/19)

POWER-PLAY GOALS – 2 – (Several times) Last: Mike Hoffman (1st per.) at Vegas (2/28/19)

SHORT-HANDED GOALS – 2 – Radek Dvorak (1st per.) at NY Rangers (12/12/97)

PENALTY MINUTES – 32 – Joey Tetarenko (2nd per.) vs. Atlanta (1/19/02)

SHOTS ON GOAL – 9 – Pavel Bure (1st per.) vs. Pittsburgh (3/16/01)

MOST - GAME

GOALS – 4 – Pavel Bure at Atlanta (2/10/01) and vs. Tampa Bay (1/1/00), and Mark Parrish at Chicago (10/30/98)

GOALS AGAINST – 4 – (8X) Last: John Tavares at Toronto (3/25/19)

ASSISTS – 5 – Aleksander Barkov vs. Minnesota (3/8/19)

ASSISTS AGAINST – 5 – Joe Thornton vs. Boston (12/28/01)

POINTS – 6 – Olli Jokinen (2-4-6) vs. NY Islanders (3-17-07)

POINTS AGAINST – 7 – Jaromir Jagr (3-4-7) at Washington (1/11/03)

POWER-PLAY GOALS – 3 – Richard Zednik at Toronto (2/5/08)

POWER-PLAY GOALS AGAINST – 3 (3X) – Last: Ilya Kovalchuk at Atlanta (10/23/06)

SHORT-HANDED GOALS – 2 – (3X) Last: Olli Jokinen at Atlanta (11/19/02)

SHORT-HANDED GOALS AGAINST – 2 – (3X) Last: Marian Hossa at Ottawa (11/18/00)

SHOTS ON GOAL – 14 – Pavel Bure at Atlanta (2/10/01) & David Booth vs Boston (10/18/10)

SHOTS AGAINST – 12 (3X) – Last: Brady Tkachuk at Ottawa (3/28/19)

PENALTY MINUTES – 39 – Micheal Haley at Dallas (1/23/18)

PENALTY MINUTES BY OPPONENT – 49 – Darcy Tucker at Tampa Bay (12/27/99)

BEST PLUS/MINUS – +6 – (3X) Olli Jokinen vs. NY Islanders (3/17/07), Terry Carkner and Robert Svehla vs. Boston (11/26/97)

BY DEFENSEMEN - GAME

GOALS – 3 – Mark Pysyk at Toronto (2/23/20)*

GOALS AGAINST – 3 – (3X) Last: Zach Werenski at Columbus (12/31/19)

ASSISTS – 4 – (2X) Brian Campbell (11/17/11) at Tampa Bay and Bryan McCabe vs Tampa Bay (10/16/10)

POINTS – 4 – (7X) Last: Keith Yandle (1-3-4) at Minnesota (1/20/20)

PENALTY MINUTES – 30 – Paul Laus vs. Washington (1/19/94 and 3/16/95)

*Listed as a defenseman, scored while playing forward



MOST

GAMES PLAYED – 84 – Bill Lindsay and Gord Murphy (1993-94)
GOALS – 59 – Pavel Bure (2000-01)
ASSISTS – 62 – Jonathan Huberdeau (2018-19)
POINTS – 96 – Aleksander Barkov (2018-19)
PENALTY MINUTES – 354 – Peter Worrell (2001-02)
POWER-PLAY GOALS – 19 – (2X) Pavel Bure (2000-01) and Scott Mellanby (1995-96)
POWER-PLAY POINTS – 39 – Keith Yandle (2018-19)
SHORT-HANDED GOALS – 6 – Tom Fitzgerald (1995-96)
GAME-WINNING GOALS – 14 – Pavel Bure (1999-00)
SHOTS ON GOAL – 384 – Pavel Bure (2000-01)
HAT TRICKS – 4 – Pavel Bure (2000-01 and 1999-00)
GOALS BY A DEFENSEMAN – 16 – Jason Garrison (2011-2012)
ASSISTS BY A DEFENSEMAN – 53 – Keith Yandle (2018-19)
POINTS BY A DEFENSEMAN – 62 – Keith Yandle (2018-19)
PENALTY MINUTES BY A DEFENSEMAN – 313 – Paul Laus (1996-97)
POWER-PLAY GOALS BY A DEFENSEMAN – 9 – (3X) Jason Garrison (2011-2012), Jay Bouwmeester (2008-09), Gord Murphy (1993-94)
SHORT-HANDED GOALS BY A DEFENSEMAN – 1 – (6X) Last: Bryan Allen (2009-10)
GAME-WINNING GOALS BY A DEFENSEMAN – 4 – (3X) Aaron Ekblad (2014-15, 2015-16) and Jaroslav Spacek (1999-00)
SHOTS ON GOAL BY A DEFENSEMAN – 182 – (7X) Last: Aaron Ekblad (2016-17)
GAMES BY A ROOKIE – 82 – Jay Bouwmeester (2002-03)
GOALS BY A ROOKIE – 24 – Mark Parrish (1998-99)
ASSISTS BY A ROOKIE – 33 – Jesse Belanger (1993-94)
POINTS BY A ROOKIE – 50 – Jesse Belanger (1993-94)
PENALTY MINUTES BY A ROOKIE – 258 – Peter Worrell (1998-99)
POWER-PLAY GOALS BY A ROOKIE – 11 – Jesse Belanger (1993-94)
SHORT-HANDED GOALS BY A ROOKIE – 1 – (6X) Last: Rostislav Olesz (2005-06)
GAME-WINNING GOALS BY A ROOKIE – 5 – Mark Parrish (1998-99)
SHOTS ON GOAL BY A ROOKIE – 185 – Nick Bjuggstad (2013-14)
SHOOTOUT GOALS – 7 – Aleksander Barkov (2016-17)
GAME-DECIDING GOALS – 3 – Aleksander Barkov (2015-16, 2016-17)

LONGEST STREAKS

GAMES PLAYED – 376 – Brian Campbell (10/8/11 - 4/9/16)
GOAL STREAK – 7 Games – Pavel Bure (13 goals from 3/11-3/23/01) Games
ASSIST STREAK – 8 Games – Olli Jokinen (8 assists from 12/17/05 - 1/1/06)
POINTS STREAK – 17 Games – Mike Hoffman (10/13 - 11/21/19)
GAME-WINNING GOAL STREAK – 3 Games – (2X) Aleksander Barkov (3/31-4/4/16) and Pavel Bure (12/15-12/18/99)
POWER-PLAY GOAL STREAK – 4 Games – Evgenii Dadonov (11/28-12/4/18)



PERIOD

MOST GOALS ALLOWED – 6 – John Vanbiesbrouck (1st pd.) vs. Chicago (3/15/98) and Sean Burke (3rd pd.) vs. Colorado (3/3/99)

MOST GOALS ALLOWED BY OPPONENT – 5 – John Grahame (2nd pd.) vs. Boston (4/5/00)

MOST SHOTS FACED – 29 – Craig Anderson (2nd pd.) at NY Islanders (3/2/08)

MOST SHOTS FACED BY OPPONENT – 28 – Olaf Kolzig (2nd pd.) vs. Washington (10/28/06)

MOST SAVES – 29 – Craig Anderson (2nd pd.) at NY Islanders (3/2/08)

MOST SAVES BY OPPONENT – 26 – Olaf Kolzig (2nd pd.) vs. Washington (10/18/05)

GAME

MOST GOALS ALLOWED – 8 – Jani Hurme at Washington (1/11/03)

MOST GOALS ALLOWED BY OPPONENT – 7 – (5X) Last: Kari Lehtonen vs. Atlanta (1/10/09)

MOST SHOTS FACED – 60 – Roberto Luongo vs. Detroit (2/27/02)

MOST SHOTS FACED BY OPPONENT – 55 – (2X) Last: Sergei Bobrovsky vs. Columbus (12/4/14)

MOST SAVES – 57 – Roberto Luongo vs. Detroit (2/27/02)

MOST SAVES BY OPPONENT – 52 – (3X) Last: Antti Niemi at Montreal (1/15/19)

MOST PENALTIES – 2 – John Vanbiesbrouck (12 PIM) at Hartford (11/27/93) and Sean Burke (15 PIM) at Buffalo (4/9/99)

MOST PENALTY MINUTES – 15 – Sean Burke at Buffalo (4/9/99)

MOST POINTS – 1 – (Several times) Last: Sam Montembeault vs. NY Islanders (4/4/19)



GOALTENDING RECORDS



SEASON

MOST WINS – 35 – Roberto Luongo (2005-06 & 2015-16)
MOST LOSSES – 34 – Roberto Luongo (2002-03)
MOST TIES – 14 – Roberto Luongo (2003-04) and Sean Burke (1998-99)
MOST SAVES – 2,303 – Roberto Luongo (2003-04)
MOST GAMES PLAYED – 75 – Roberto Luongo (2005-06)
MOST MINUTES PLAYED – 4,304 – Roberto Luongo (2005-06)
MOST SHOTS FACED – 2,488 – Roberto Luongo (2005-06)
LOWEST GAA (MIN. 20 GP) – 2.29 – John Vanbiesbrouck (1996-97)
HIGHEST SAVE PCT. (MIN. 20 GP) – .931 – Roberto Luongo (2003-04)
SHUTOUTS – 7 – Roberto Luongo (2003-04) and Tomas Vokoun (2009-10)
PENALTY MINUTES – 38 – John Vanbiesbrouck (1993-94)
ASSISTS/POINTS – 4 – Sean Burke (1998-99)

STREAK

MOST CONSECUTIVE STARTS BY A GOALTENDER – 27 – Ed Belfour (1/20 - 3/27/07)
MOST CONSECUTIVE GAMES PLAYED – 35 – Roberto Luongo (12/10/05-3/15/06)
LONGEST WIN STREAK – 9 GAMES – Roberto Luongo (12/15/15 - 1/7/16)
LONGEST WIN STREAK AT HOME – 9 GAMES – Roberto Luongo (12/20/15 - 2/4/16)
LONGEST UNBEATEN STREAK – 10 GAMES – (9-0-1) Roberto Luongo (12/15/15 - 1/11/16) and (7-0-3) John Vanbiesbrouck (10/5-10/30/96)
LONGEST LOSING STREAK – 8 GAMES – Tomas Vokoun (10/3-10/28/09) and John Vanbiesbrouck (2/7-3/23/98)
LONGEST WINLESS STREAK – 10 GAMES – (0-9-1) John Vanbiesbrouck (2/1-3/23/98)
CONSECUTIVE SCORELESS MINUTES – 182:37 – (over 4 Games) Roberto Luongo (2/21-2/27/04)





PERIOD

GOALS – 2 – (7X) Last: Jonathan Huberdeau (2nd per.) vs. Washington (2/12/13)
ASSISTS – 2 – (Several times) Last: Juho Lammikko (2nd per.) at Ottawa (11/19/18)
POINTS – 3 – Niklas Hagman (3rd pd.) vs. NY Islanders (2/4/02)
PENALTY MINUTES – 27 – Brad Ference (2nd per.) vs. Tampa Bay (4/1/00)
POWER-PLAY GOALS – 1 – (Several times) Last: Henrik Borgstrom (1st per.) vs. St. Louis
SHORT-HANDED GOALS – 1 – Several times Last: Vincent Trocheck vs. Columbus (4/12/14)

GAME

GOALS – 4 – Mark Parrish at Chicago (10/30/98)
ASSISTS – 3 – (3X) Last: Jonathan Huberdeau at Tampa Bay (4-27-13)
POINTS – 4 – (3X) Last: Jonathan Huberdeau (2-2-4) at Philadelphia (2-21-13)
PENALTY MINUTES – 29 – Brad Ference vs. Tampa Bay (4/1/00)
POWER-PLAY GOALS – 2 – (3X) Last: Kristian Huselius vs. Atlanta (12/1/01)
SHORT-HANDED GOALS – 1 – (Several times) Last: Vincent Trocheck vs. Columbus (4/12/14)

SEASON

GAMES PLAYED – 82 – Jay Bouwmeester (2002-03)
GOALS – 24 – Mark Parrish (1998-99)
ASSISTS – 33 – Jesse Belanger (1993-94)
POINTS – 50 – Jesse Belanger (1993-94)
OVERTIME GOALS – 1 – (4X) Last: Denis Malgin (2016-17)
PENALTY MINUTES – 258 – Peter Worrell (1997-98)
PLUS/MINUS – +15 – Jaroslav Spacek (1998-99)
POWER-PLAY GOALS – 11 – Jesse Belanger (1993-94)
SHORT-HANDED GOALS – 1 – Several times MR: Vincent Trocheck vs. Columbus (4/12/14)
GAME-WINNING GOALS – 5 – Mark Parrish (1998-99)
SHOTS ON GOAL – 185 – Nick Bjugstad (2013-14)
PENALTY SHOT GOALS – 2 – Jonathan Huberdeau (2012-13)
GAMES PLAYED, DEFENSEMAN – 82 – Jay Bouwmeester (2003-04)
GOALS, DEFENSEMAN – 12 – Aaron Ekblad (2014-15)
ASSISTS, DEFENSEMAN – 27 – Aaron Ekblad (2014-15)
POINTS, DEFENSEMAN – 39 – Aaron Ekblad (2014-15)
PENALTY MINUTES, DEFENSEMAN – 137 – Ed Jovanovski (1995-96)
PLUS/MINUS, DEFENSEMAN – +15 – Jaroslav Spacek (1998-99)

ROOKIE GOALTENDING

SAVES, GAME – 43 – Roberto Luongo at Ottawa (2/22/01)
GAMES PLAYED, SEASON – 47 – Roberto Luongo (2000-01)
GOALS-AGAINST AVERAGE – (MIN. 25 GP) – 2.44 – Roberto Luongo (2000-01)
WINS, SEASON – 12 – Roberto Luongo (2000-01)
LOSSES, SEASON – 24 – Roberto Luongo (2000-01)
TIES, SEASON – 7 – Roberto Luongo (2000-01)
SHUTOUTS, SEASON – 5 – Roberto Luongo (2000-01)
MINUTES PLAYED, SEASON – 2628 – Roberto Luongo (2000-01)
SAVE PERCENTAGE, SEASON – (MIN. 25 GP) – .920 – Roberto Luongo (2000-01)

PANTHERS SEASON-BY SEASON



1993-94

GENERAL MANAGER: Bob Clarke

HEAD COACH: Roger Neilson

CAPTAIN: Brian Skrudland

RECORD: 33-34-17 (83 Points)

STANDINGS: 5th Atlantic Division, 9th Eastern Conference

NO	POS	NAME	GP	G	A	PTS	+/-	PIM	PP	SH	GW	SHOTS
27	RW	Scott Mellanby	80	30	30	60	0	149	17	0	4	204
26	C	*Jesse Belanger	70	17	33	50	-4	16	11	0	3	104
19	LW	Andreï Lomakin	76	19	28	47	1	26	3	0	2	139
5	D	Gord Murphy	84	14	29	43	-11	71	9	0	2	172
20	C	Brian Skrudland	79	15	25	40	13	136	0	2	1	110
14	C	Stu Barnes	59	18	20	38	5	30	6	1	3	148
10	LW	Dave Lowry	80	15	22	37	-4	64	3	0	3	122
21	RW	Tom Fitzgerald	83	18	14	32	-3	54	0	3	1	144
7	D	Brian Benning	73	6	24	30	-7	107	2	0	0	112
22	RW	Bob Kudelski	44	14	15	29	-8	10	5	0	2	124
18	LW	Mike Hough	78	6	23	29	3	62	0	1	1	106
12	RW	Jody Hull	69	13	13	26	6	8	0	1	5	100
44	C	*Rob Niedermayer	65	9	17	26	-11	51	3	0	2	67
28	D	Greg Hawgood	33	2	14	16	8	9	0	0	1	55
11	LW	Bill Lindsay	84	6	6	12	-2	97	0	0	0	90
4	D	Keith Brown	51	4	8	12	11	60	1	0	0	52
22	RW	*Scott Levins	29	5	6	11	0	69	2	0	1	38
24	D	Brent Severyn	67	4	7	11	-1	156	1	0	1	93
2	D	Joe Cirella	63	1	9	10	8	99	0	0	0	63
39	D	Alexander Godnyuk	24	0	10	10	5	35	0	0	0	43
17	RW	Mike Foligno	39	4	5	9	7	49	0	0	0	32
15	C	Randy Gilhen	20	4	4	8	1	16	0	0	0	52
11	RW	Evgeny Davydov	21	2	6	8	-3	8	1	0	0	22
25	D	Geoff Smith	56	1	5	6	-3	38	0	0	0	44
3	D	Paul Laus	39	2	0	2	9	109	0	0	0	15
6	D	Peter Andersson	8	1	1	2	-5	0	0	0	0	11
28	LW	Patrick Lebeau	4	1	1	2	0	4	1	0	0	4
6	D	Greg Smyth	12	1	0	1	0	37	0	0	0	4
9	RW	Jamie Leach	2	1	0	1	-2	0	0	0	0	2
29	LW	Jeff Greenlaw	4	0	1	1	-1	2	0	0	0	6
41	D	Stephane Richer	7	0	1	1	-1	0	0	0	0	3
23	LW	Jeff Daniels	7	0	0	0	0	0	0	0	0	6
16	C	Len Barrie	2	0	0	0	-2	0	0	0	0	0
15	RW	*Douglas Barrault	2	0	0	0	-2	0	0	0	0	2
8	D	Dallas Eakins	1	0	0	0	0	0	0	0	0	2

GOALTENDERS	GP	W	L	T	GAA	MINS	SO	GA	SA	SV%
34	John Vanbiesbrouck	57	21	25	11	2.53	3440	1	145	.924
30	Mark Fitzpatrick	28	12	8	6	2.73	1603	1	73	.914
33	Eldon Reddick	2	0	1	0	6.00	80	0	8	.822

*Indicates Rookie

GAME	DATE	OPP.	RES.	SCORE	RECORD	ATTEND.	GAME	DATE	OPP.	RES.	SCORE	RECORD	ATTEND.
1	Oct. 6	@Chicago	T-OT	4-4	0-0-1	17,737	43	Jan. 17	@NY Islanders	W	2-1	18-17-8	10,101
2	Oct. 7	@St. Louis	L	3-5	0-1-1	17,229	44	Jan. 19	WASHINGTON	W	5-1	19-17-8	14,295
3	Oct. 9	@Tampa Bay	W	2-0	1-1-1	27,227	45	Jan. 24	MONTREAL	W	8-3	20-17-8	**14,670
4	Oct. 12	PITTSBURGH	L	1-2	1-2-1	**14,372	46	Jan. 26	@Tampa Bay	T-OT	1-1	20-17-9	20,101
5	Oct. 14	OTTAWA	W	5-4	2-2-1	13,906	47	Jan. 28	SAN JOSE	T-OT	3-3	20-17-10	14,696
6	Oct. 17	TAMPA BAY	T-OT	3-3	2-2-2	13,059	48	Jan. 30	@Buffalo	W	3-2	21-17-10	13,051
7	Oct. 19	LOS ANGELES	T-OT	2-2	2-2-3	**14,317	49	Feb. 1	@Pittsburgh	L	1-2	21-18-10	15,091
8	Oct. 21	TORONTO	L-OT	3-4	2-3-3	11,778	50	Feb. 2	@Ottawa	W	4-1	22-18-10	10,186
9	Oct. 23	@New Jersey	L	1-2	2-4-3	14,315	51	Feb. 4	BUFFALO	L	2-7	22-19-10	**14,703
10	Oct. 26	WINNIPEG	L	2-5	2-5-3	13,171	52	Feb. 6	BOSTON	W	3-0	23-19-10	**14,704
11	Oct. 28	NY ISLANDERS	W	5-2	3-5-3	13,958	53	Feb. 10	@Philadelphia	L-OT	3-4	23-20-10	17,215
12	Oct. 30	TAMPA BAY	W-OT	2-1	4-5-3	12,976	54	Feb. 12	@NY Islanders	W	4-3	24-20-10	15,203
13	Nov. 2	PHILADELPHIA	L	3-4	4-6-3	13,152	55	Feb. 13	VANCOUVER	W	2-1	25-20-10	**14,691
14	Nov. 3	@Toronto	L	3-6	4-7-3	15,728	56	Feb. 16	@Detroit	L	3-7	25-21-10	19,875
15	Nov. 7	@Quebec	W	3-1	5-7-3	14,726	57	Feb. 18	@Buffalo	L	1-4	25-22-10	15,453
16	Nov. 10	@Montreal	W	3-1	6-7-3	16,195	58	Feb. 20	DETROIT	L-OT	3-4	25-23-10	**14,692
17	Nov. 11	@Ottawa	W	5-4	7-7-3	10,227	59	Feb. 22	@Winnipeg	W	3-2	26-23-10	6,291
18	Nov. 14	QUEBEC	L	2-5	7-8-3	13,735	60	Feb. 24	WASHINGTON	L	1-2	26-24-10	**14,698
19	Nov. 16	NY RANGERS	L	2-4	7-9-3	14,021	61	Feb. 26	@Washington	L	2-4	26-25-10	18,130
20	Nov. 18	CHICAGO	L	2-3	7-10-3	13,522	62	Feb. 28	PITTSBURGH	L	3-4	26-26-10	14,688
21	Nov. 20	WASHINGTON	W	4-3	8-10-3	13,441	63	Mar. 2	NEW JERSEY	L	2-3	26-27-10	13,071
22	Nov. 23	HARTFORD	L-OT	1-2	8-11-3	10,837	64	Mar. 4	HARTFORD	L	1-2	26-28-10	**14,698
23	Nov. 26	@Boston	W	2-3	8-12-3	14,448	65	Mar. 7	@Vancouver	W	2-1	27-28-10	14,013
24	Nov. 27	@Hartford	L	0-4	8-13-3	12,015	66	Mar. 9	@Edmonton	W	5-3	28-28-10	12,566
25	Dec. 2	BUFFALO	W-OT	2-1	9-13-3	13,071	67	Mar. 11	@Calgary	L	2-4	28-29-10	20,130
26	Dec. 5	@San Jose	L	1-2	9-14-3	16,149	68	Mar. 14	NY RANGERS	W	2-1	29-29-10	**14,704
27	Dec. 7	@Anaheim	W	3-2	10-14-3	16,474	69	Mar. 16	CALGARY	W	2-1	30-29-10	**14,699
28	Dec. 8	@Los Angeles	W	6-5	11-14-3	14,752	70	Mar. 18	EDMONTON	T-OT	4-4	30-29-11	**14,674
29	Dec. 10	@Winnipeg	W	5-2	12-14-3	12,755	71	Mar. 20	PHILADELPHIA	W	5-3	31-29-11	**14,691
30	Dec. 12	@Dallas	T-OT	4-4	12-14-4	13,127	72	Mar. 21	NEW JERSEY	T-OT	3-3	31-29-12	14,213
31	Dec. 15	MONTREAL	T-OT	3-3	12-14-5	**14,639	73	Mar. 23	TORONTO#	T-OT	1-1	31-29-13	17,096
32	Dec. 19	BOSTON	L-OT	1-2	12-15-5	**14,698	74	Mar. 24	@Philadelphia	L	3-4	31-30-13	17,247
33	Dec. 22	NY RANGERS	W	3-2	13-15-5	**14,706	75	Mar. 26	@NY Islanders	W	3-1	32-30-13	14,427
34	Dec. 26	@Tampa Bay	W	3-1	14-15-5	10,964	76	Mar. 28	DALLAS	L	4-5	32-31-13	14,593
35	Dec. 28	@Washington	T-OT	3-3	14-15-6	4,802	77	Mar. 30	ST. LOUIS	L	1-3	32-32-13	**14,713
36	Dec. 29	@Hartford	W	5-3	15-15-6	9,749	78	Apr. 2	OTTAWA	T-OT	2-2	32-32-14	**14,694
37	Jan. 1	ANAHEIM	W	4-2	16-15-6	**14,669	79	Apr. 4	@NY Rangers	L	2-3	32-33-14	18,200
38	Jan. 3	@NY Rangers	L	2-3	16-16-6	18,200	80	Apr. 5	@Quebec	T-OT	3-3	32-33-15	15,049
39	Jan. 7	@New Jersey	L	1-4	16-17-6	9,933	81	Apr. 7	@Philadelphia	T-OT	3-3	32-33-16	17,268
40	Jan. 8	@Boston	T-OT	2-2	16-17-7	14,448	82	Apr. 10	NEW JERSEY	T-OT	2-2	32-33-17	**14,700
41	Jan. 13	@Pittsburgh	T-OT	2-2	16-17-8	15,461	83	Apr. 12	QUEBEC	L	2-5	32-34-17	**14,704
42	Jan. 15	@Montreal	W	5-2	17-17-8	16,221	84	Apr. 14	NY ISLANDERS	W	4-1	33-34-17	**14,703

PANTHERS SEASON-BY SEASON



1994-95

GENERAL MANAGER: Bryan Murray

HEAD COACH: Roger Neilson

CAPTAIN: Brian Skrudland

RECORD: 20-22-6 (42 Points)

STANDINGS: 5th Atlantic Division., 9th Eastern Conference

NO	POS	NAME	GP	G	A	PTS	+/-	PIM	PP	SH	GW	SHOTS
26	C	Jesse Belanger	47	15	14	29	-5	18	6	0	3	89
14	C	Stu Barnes	41	10	19	29	7	8	1	0	2	93
27	RW	Scott Melanby	48	13	12	25	-16	90	4	0	5	130
5	D	Gord Murphy	46	6	16	22	-14	24	5	0	0	94
10	LW	Dave Lowry	45	10	10	20	-3	25	2	0	3	70
12	RW	Jody Hull	46	11	8	19	-1	8	0	0	4	63
11	LW	Bill Lindsay	48	10	9	19	1	46	0	1	0	63
21	RW	Tom Fitzgerald	48	3	13	16	-3	31	0	0	0	78
20	C	Brian Skrudland	47	5	9	14	0	88	1	0	0	44
18	LW	Mike Hough	48	6	7	13	1	38	0	0	2	58
6	D	Jason Woolley	34	4	9	13	-1	18	1	0	0	76
29	LW	Johan Garpenlov	27	3	9	12	4	0	0	0	0	28
44	C	Rob Niedermayer	48	4	6	10	-13	36	1	0	0	58
22	RW	Bob Kudelski	26	6	3	9	2	2	3	0	1	29
7	D	Brian Benning	24	1	7	8	-6	18	1	0	0	26
28	D	Magnus Svensson	19	2	5	7	5	10	1	0	0	41
19	LW	Andrei Lomakin	31	1	6	7	-5	6	1	0	0	25
3	D	Paul Laus	37	0	7	7	12	138	0	0	0	18
25	D	Geoff Smith	47	2	4	6	-5	22	0	0	0	40
15	LW	Gaetan Duchesne	13	1	2	3	3	0	0	0	0	14
16	D	Randy Moller	17	0	3	3	-5	16	0	0	0	12
24	LW	Brent Severyn	9	1	1	2	-3	37	1	0	0	10
24	D	*Robert Svehla	5	1	1	2	3	0	1	0	0	6
2	D	Joe Cirella	20	0	1	1	-7	21	0	0	0	13
8	D	Dallas Eakins	17	0	1	1	2	35	0	0	0	3
4	D	Keith Brown	13	0	0	0	1	2	0	0	0	10
25	C	David Tomlinson	5	0	0	0	-2	0	0	0	0	0
42	RW	*Jamie Linden	4	0	0	0	-1	17	0	0	0	0
23	LW	Jeff Daniels	3	0	0	0	0	0	0	0	0	0
38	D	Stephane Richer	1	0	0	0	0	2	0	0	0	0
2	D	Joe Cirella	20	0	1	1	-7	21	0	0	0	13
38	D	Stephane Richer	1	0	0	0	0	2	0	0	0	0
42	RW	*Jamie Linden	4	0	0	0	-1	17	0	0	0	0
17	C	Dave Tomlinson	5	0	0	0	-2	0	0	0	0	0
4	D	Keith Brown	13	0	0	0	1	2	0	0	0	10
GOALTENDERS			GP	W	L	T	GAA	MIN	SO	GA	SA	SV%
34		John Vanbiesbrouck	37	14	15	4	2.47	2087	4	86	100	.914
30		Mark Fitzpatrick	15	6	7	2	2.64	819	2	36	361	.900

*Indicates Rookie

GAME	DATE	OPP.	RES.	SCORE	RECORD	ATTEND.	GAME	DATE	OPP.	RES.	SCORE	RECORD	ATTEND.
1	Jan. 21	@NY Islanders	L	1-2	0-1-0	14,106	25	Mar. 12	@Hartford	W	4-1	10-12-3	9,741
2	Jan. 23	PITTSBURGH	L	5-6	0-2-0	** 14,703	26	Mar. 14	BUFFALO	L-OT	1-2	10-13-3	14,061
3	Jan. 25	@Tampa Bay	L	2-3	0-3-0	20,277	27	Mar. 16	WASHINGTON	W	5-1	11-13-3	13,395
4	Jan. 26	TAMPA BAY	W	4-2	1-3-0	13,147	28	Mar. 18	PHILADELPHIA	L-OT	3-4	11-14-3	** 14,703
5	Jan. 28	@Hartford	W	2-1	2-3-0	9,419	29	Mar. 20	@Quebec	L-OT	4-5	11-15-3	13,013
6	Jan. 30	@Boston	W	2-1	3-3-0	13,096	30	Mar. 22	@Montreal	W	3-2	12-15-3	16,264
7	Jan. 31	NY ISLANDERS	L	1-5	3-4-0	14,077	31	Mar. 24	@Buffalo	L	0-3	12-16-3	16,230
8	Feb. 2	MONTREAL	T-OT	1-1	3-4-1	14,008	32	Mar. 26	PITTSBURGH	W	2-0	13-16-3	** 14,703
9	Feb. 4	@Washington	L	2-3	3-5-1	13,372	33	Mar. 29	HARTFORD	T-OT	4-4	13-16-4	13,507
10	Feb. 7	@Pittsburgh	L	3-7	3-6-1	11,877	34	Apr. 2	@Tampa Bay	W	4-1	14-16-4	21,557
11	Feb. 9	@Philadelphia	W	3-0	4-6-1	16,229	35	Apr. 5	NY RANGERS	L	0-5	14-17-4	** 14,703
12	Feb. 11	HARTFORD	W	4-3	5-6-1	14,311	36	Apr. 8	@NY Islanders	T-OT	2-2	14-17-5	15,283
13	Feb. 12	NEW JERSEY	L	2-4	5-7-1	14,375	37	Apr. 12	NY ISLANDERS	L	1-3	14-18-5	** 14,703
14	Feb. 15	OTTAWA	W	2-0	6-7-1	12,072	38	Apr. 14	@Washington	L	0-3	14-19-5	12,293
15	Feb. 17	BOSTON	L	4-5	6-8-1	** 14,703	39	Apr. 16	TAMPA BAY	W	4-1	15-19-5	13,232
16	Feb. 19	QUEBEC	L	1-4	6-9-1	** 14,703	40	Apr. 18	PHILADELPHIA	L	1-3	15-20-5	** 14,703
17	Feb. 21	NY RANGERS	L	3-5	6-10-1	** 14,703	41	Apr. 20	NEW JERSEY	W	1-0	16-20-5	14,389
18	Feb. 23	MONTREAL	L	2-5	6-11-1	** 14,703	42	Apr. 22	QUEBEC	W	4-2	17-20-5	** 14,703
19	Feb. 25	@Ottawa	W	4-1	7-11-1	9,520	43	Apr. 24	@Ottawa	W	5-1	18-20-5	9,164
20	Feb. 28	@NY Rangers	T-OT	0-0	7-11-2	18,200	44	Apr. 26	@Buffalo	L	0-5	18-21-5	14,299
21	Mar. 2	@Philadelphia	T-OT	2-2	7-11-3	16,680	45	Apr. 28	@New Jersey	L	1-3	18-22-5	16,679
22	Mar. 4	@New Jersey	L	1-6	7-12-3	18,005	46	Apr. 30	WASHINGTON	T-OT	2-2	18-22-6	** 14,703
23	Mar. 6	OTTAWA	W	3-2	8-12-3	13,609	47	May 2	@NY Rangers	W	4-3	19-22-6	18,200
24	Mar. 11	@Boston	W	2-0	9-12-3	14,488	48	May 3	@Pittsburgh	W	4-3	20-22-6	15,3963

PANTHERS SEASON-BY SEASON



1995-96

GENERAL MANAGER: Bryan Murray

HEAD COACH: Doug MacLean

CAPTAIN: Brian Skrudland

RECORD: 41-31-10 (92 Points)

STANDINGS: 3rd Atlantic Division, 4th Eastern Conference

1996 Eastern Conference Champions

NO	POS	NAME	GP	G	A	PTS	+/-	PIM	PP	SH	GW	SHOTS
27	RW	Scott Mellanby	79	32	38	70	4	160	19	0	3	225
44	C	Rob Niedermayer	82	26	35	61	1	107	11	0	6	155
24	D	Robert Svehla	81	8	49	57	-3	94	7	0	0	146
29	LW	Johan Garpenlov	82	23	28	51	-10	36	8	0	7	130
14	C	Stu Barnes	72	19	25	44	-12	46	8	0	5	158
26	C	Jesse Belanger	63	17	21	38	-5	10	7	0	1	140
12	LW	Tody Huli	78	20	17	37	5	25	2	0	3	120
21	RW	Tom Fitzgerald	82	13	21	34	-3	75	1	6	2	141
11	LW	Bill Lindsay	73	12	22	34	13	57	0	3	2	118
6	D	Jason Woolley	52	6	28	34	-9	32	3	0	0	98
5	D	Gord Murphy	70	8	22	30	5	30	4	0	0	125
9	RW	*Radek Dvorak	77	13	14	27	5	20	0	0	4	126
20	C	Brian Skrudland	79	7	20	27	6	129	0	1	1	90
10	LW	Dave Lowry	63	10	14	24	-2	36	0	0	1	83
18	LW	Mike Hough	64	7	16	23	4	37	0	1	1	66
55	D	*Ed Jovanovski	70	10	11	21	-3	137	2	0	2	116
2	D	Terry Carkner	73	3	10	13	10	80	1	0	0	42
8	D	Magnus Svensson	27	2	9	11	-1	21	2	0	1	58
26	RW	Ray Sheppard	14	8	2	10	0	4	2	0	0	52
25	D	Geoff Smith	31	3	7	10	-4	20	2	0	0	34
3	D	Paul Laus	78	3	6	9	-2	236	0	0	0	45
28	C	Martin Straka	12	2	4	6	1	6	1	0	0	17
16	LW	Gilbert Dionne	5	1	2	3	0	0	0	0	0	12
23	D	* Rhett Warrenner	28	0	3	3	4	46	0	0	0	19
5	LW	*Bratt Harkins	6	0	3	3	-2	6	0	0	0	4
19	RW	* Brad Smyth	7	1	1	2	-3	4	1	0	0	12
19	RW	*David Nemirovsky	9	0	2	2	-1	2	0	0	0	6
22	RW	Bob Kudelski	13	0	1	1	1	0	0	0	0	23
40	C	* Steve Washburn	1	0	1	1	0	0	0	0	0	2
7	LW	Mike Casselman	3	0	0	0	-1	0	0	0	0	2

GOALTENDERS	GP	W	L	T	GAA	MINS	SO	GA	SA	SV%
34	John Vanbiesbrouck	56	26	20	7	2.68	3118	2	141	.903
30	Mark Fitzpatrick	34	15	11	3	2.96	1786	0	88	.891

*Indicates Rookie

GAME	DATE	OPP.	RES.	SCORE	RECORD	ATTEND.	GAME	DATE	OPP.	RES.	SCORE	RECORD	ATTEND.
1	Oct. 7	@New Jersey	L	0-4	0-1-0	19,040	42	Jan. 10	@Colorado	T-OT	4-4	27-12-3	16,061
2	Oct. 8	CALGARY	W	4-3	1-1-1	12,087	43	Jan. 12	@Dallas	T-OT	6-6	27-12-4	16,314
3	Oct. 11	MONTREAL	W	6-1	2-1-0	10,896	44	Jan. 16	SAN JOSE	W	4-1	28-12-4	12,108
4	Oct. 13	OTTAWA	W	6-2	3-1-0	10,085	45	Jan. 22	@Philadelphia	T-OT	1-1	28-12-5	17,380
5	Oct. 15	NY ISLANDERS	W	5-3	4-1-0	11,210	46	Jan. 23	@Washington	W	5-4	29-12-5	9,607
6	Oct. 17	CHICAGO	L	3-6	4-2-0	12,018	47	Jan. 25	MONTREAL	L	2-6	29-13-5	14,187
7	Oct. 21	HARTFORD	W	3-0	5-2-0	12,503	48	Jan. 27	BUFFALO	W	6-2	30-13-5	**14,703
8	Oct. 24	@Toronto	W	6-1	6-2-0	15,512	49	Jan. 29	PITTSBURGH	W	2-1	31-13-5	**14,703
9	Oct. 25	@Montreal	L	2-7	6-3-0	16,072	50	Jan. 31	@Buffalo	L	2-6	31-14-5	11,566
10	Oct. 28	@Ottawa	W	4-1	7-3-0	8,660	51	Feb. 1	@Boston	T-OT	2-2	31-14-6	17,430
11	Oct. 31	NY ISLANDERS	L-OT	4-5	7-4-0	10,896	52	Feb. 3	@Tampa Bay	W	5-3	32-14-6	20,828
12	Nov. 2	@Philadelphia	W	2-1	8-4-0	17,219	53	Feb. 7	@Detroit	L	2-4	32-15-6	19,983
13	Nov. 3	@Washington	W	3-2	9-4-0	15,713	54	Feb. 8	DETROIT	W	3-1	33-15-6	**14,703
14	Nov. 5	TAMPA BAY	W	4-1	10-4-0	11,252	55	Feb. 11	ST. LOUIS	T-OT	2-2	33-15-7	14,370
15	Nov. 7	PHILADELPHIA	W	4-2	11-4-0	12,469	56	Feb. 14	PHILADELPHIA	L	2-4	33-16-7	13,746
16	Nov. 9	EDMONTON	W	2-1	12-4-0	10,816	57	Feb. 16	COLORADO	L-OT	4-5	33-17-7	**14,703
17	Nov. 11	BUFFALO	W	4-1	13-4-0	14,042	58	Feb. 18	DALLAS	W	6-4	34-17-7	14,042
18	Nov. 14	TORONTO	W	5-2	14-4-0	11,492	59	Feb. 21	@New Jersey	W	4-1	35-17-7	15,872
19	Nov. 16	VANCOUVER	T-OT	2-2	14-4-1	12,016	60	Feb. 24	NY RANGERS	L	0-4	35-18-7	**14,703
20	Nov. 18	@Los Angeles	L	2-3	14-5-1	13,346	61	Feb. 25	@Buffalo	L	1-6	35-19-7	13,809
21	Nov. 19	@Anaheim	W	4-3	15-5-1	17,174	62	Feb. 29	WASHINGTON	T-OT	2-2	35-19-8	12,183
22	Nov. 21	NEW JERSEY	W	4-3	16-5-1	13,249	63	Mar. 2	@Hartford	L	1-7	35-20-8	11,935
23	Nov. 26	LOS ANGELES	W	5-1	17-5-1	**14,703	64	Mar. 5	@St. Louis	L	0-2	35-21-8	20,725
24	Nov. 29	PHILADELPHIA	L-OT	1-2	17-6-1	13,553	65	Mar. 7	@Winnipeg	L	3-5	35-22-8	11,322
25	Dec. 1	@Pittsburgh	L	1-2	17-7-1	15,754	66	Mar. 10	BOSTON	L	1-4	35-23-8	**14,703
26	Dec. 2	@Hartford	W	5-3	18-7-1	10,092	67	Mar. 11	@Chicago	L	4-8	35-24-8	19,772
27	Dec. 5	@Washington	W	4-3	19-7-1	8,126	68	Mar. 13	@NY Rangers	T-OT	3-3	35-24-9	18,200
28	Dec. 7	ANAHEIM	T-OT	3-3	19-7-2	12,142	69	Mar. 17	NEW JERSEY	W	3-0	36-24-9	**14,703
29	Dec. 9	BOSTON	W	3-1	20-7-2	**14,703	70	Mar. 19	OTTAWA	W	5-2	37-24-9	12,255
30	Dec. 11	@New Jersey	W	2-1	21-7-2	12,634	71	Mar. 21	NY ISLANDERS	W	3-2	38-24-9	12,704
31	Dec. 12	@NY Islanders	W	3-1	22-7-2	8,085	72	Mar. 23	@Tampa Bay	L	2-4	38-25-9	21,035
32	Dec. 14	@Boston	L	4-6	22-8-2	17,285	73	Mar. 27	@NY Rangers	L	0-3	38-26-9	18,200
33	Dec. 16	@Tampa Bay	W	7-2	23-8-2	16,241	74	Mar. 28	PITTSBURGH	L	2-3	38-27-9	**14,703
34	Dec. 21	WINNIPEG	W	6-1	24-8-2	13,601	75	Mar. 30	TAMPA BAY	L	1-2	38-28-9	**14,703
35	Dec. 23	NEW JERSEY	W	2-1	25-8-2	**14,703	76	Apr. 1	HARTFORD	W	2-2	39-28-9	13,159
36	Dec. 28	WASHINGTON	L	4-5	25-9-2	**14,703	77	Apr. 3	@Ottawa	L	2-3	39-29-9	13,074
37	Dec. 30	@Pittsburgh	L	5-6	25-10-2	17,181	78	Apr. 6	@Montreal	L	1-2	39-30-9	21,273
38	Jan. 3	@Vancouver	L	2-7	25-11-2	18,422	79	Apr. 8	@NY Rangers	W	5-3	40-30-9	18,200
39	Jan. 5	@Edmonton	W	3-2	26-11-2	11,762	80	Apr. 10	TAMPA BAY	L	1-2	40-31-9	**14,703
40	Jan. 6	@Calgary	L	0-2	26-12-2	16,792	81	Apr. 12	@NY Islanders	T-OT	1-1	40-31-10	14,744
41	Jan. 8	@San Jose	W	5-2	27-12-2	17,190	82	Apr. 14	NY RANGERS	W	5-1	41-31-10	**14,703

PANTHERS SEASON-BY SEASON



1996-97

GENERAL MANAGER: Bryan Murray

CAPTAIN: Brian Skrudland

STANDINGS: 3rd Atlantic Division., 4th Eastern Conference

HEAD COACH: Doug MacLean

RECORD: 35-28-19 (89 Points)

NO.	POS.	NAME	GP	G	A	PTS	+/-	PIM	PPG	SHG	GWG	SHOTS
26	RW	Ray Sheppard	68	29	31	60	4	4	13	0	7	226
27	RW	Scott Melanby	82	27	29	56	7	170	9	1	4	221
24	D	Robert Svehla	82	13	32	45	2	86	5	0	3	159
19	RW	Radek Dvorak	78	18	21	39	-2	30	2	0	1	139
44	C	Rob Niedermayer	60	14	24	38	4	54	3	0	2	136
29	LW	Johan Garpenlov	53	11	25	36	10	47	1	0	1	83
11	LW	Bill Lindsay	81	11	23	34	1	120	0	1	3	168
10	D	Dave Lowry	77	15	14	29	2	51	2	0	2	96
4	D	Per Gustafsson	58	7	22	29	11	22	2	0	1	105
28	C	Martin Straka	55	7	22	29	9	12	2	0	1	94
1	RW	Tom Fitzgerald	71	10	14	24	7	64	0	2	1	135
5	D	Gord Murphy	80	8	15	23	3	51	2	0	0	137
55	D	Ed Jovanovski	61	7	16	23	-1	172	3	0	1	80
20	C	Brian Skrudland	51	5	13	18	4	48	0	0	2	57
12	RW	Jody Hull	67	10	6	16	1	4	0	1	2	92
18	LW	Mike Hough	69	8	6	14	12	48	0	0	2	85
15	RW	* Dave Nemirovsky	39	7	7	14	1	32	1	0	0	53
2	D	Terry Carkner	70	0	14	14	-4	96	0	0	0	38
7	D	Rhett Warrenner	62	4	9	13	20	88	1	0	1	58
3	D	Paul Laus	77	0	12	12	13	313	0	0	0	63
14	C	Stu Barnes	19	2	8	10	-3	10	1	0	0	44
22	C	* Steve Washburn	18	3	6	9	2	4	1	0	0	21
23	C	Chris Wells	47	2	6	8	5	42	0	0	0	29
9	C	Kirk Muller	10	1	2	3	-2	4	1	0	1	21
17	C	* Jason Podollan	19	1	1	2	-3	4	1	0	0	20
19	RW	*Brad Smyth	8	1	0	1	-3	2	0	0	0	10
16	C	Craig Fisher	4	0	0	0	-2	0	0	0	0	2
25	D	Geoff Smith	3	0	0	0	1	2	0	0	0	2
16	C	Craig Ferguson	3	0	0	0	-1	0	0	0	0	5
18	C	Jason Woolley	3	0	0	0	1	2	0	0	0	7
8	RW	*Craig Martin	1	0	0	0	0	5	0	0	0	1
16	C	*Craig Ferguson	3	0	0	0	-1	0	0	0	0	5
6	D	Jason Woolley	3	0	0	0	1	2	0	0	0	7
8	RW	*Craig Martin	1	0	0	0	0	5	0	0	0	1

GOALTENDERS

	GP	W	L	T	GAA	MIN	SO	GA	SA	SV%
John Vanbiesbroeck	57	27	19	10	2.29	3347	2	128	1582	.919
Mark Fitzpatrick	30	8	9	9	2.36	1680	0	66	771	.914

*Indicates Rookie

GAME	DATE	OPP.	RES.	SCORE	RECORD	ATTEND.	GAME	DATE	OPP.	RES.	SCORE	RECORD	ATTEND.
1	Oct. 5	@Philadelphia	W	3-1	1-0-0	19,137	42	Jan. 11	@Calgary	W	4-1	22-11-9	17,273
2	Oct. 6	@NY Rangers	W	5-2	2-0-0	18,200	43	Jan. 14	@Vancouver	T-OT	4-4	22-11-10	18,422
3	Oct. 8	NY RANGERS	T-OT	1-1	2-0-1	** 14,703	44	Jan. 15	@Edmonton	L	0-4	22-12-10	15,673
4	Oct. 12	HARTFORD	W	6-0	3-0-1	** 14,703	45	Jan. 20	COLORADO	L	2-4	22-13-10	** 14,703
5	Oct. 16	@San Jose	T-OT	3-3	3-0-2	17,442	46	Jan. 22	@Hartford	L-OT	1-2	22-14-10	12,627
6	Oct. 17	@Colorado	W	2-1	4-0-2	16,061	47	Jan. 23	@Boston	W	4-1	23-14-10	15,856
7	Oct. 20	@Phoenix	T-OT	1-1	4-0-3	14,191	48	Jan. 25	TAMPA BAY	W	3-2	24-14-10	** 14,703
8	Oct. 23	OTTAWA	W	5-2	5-0-3	** 14,703	49	Jan. 28	MONTREAL	W	5-1	25-14-10	** 14,703
9	Oct. 25	NY RANGERS	W	6-4	6-0-3	** 14,703	50	Jan. 30	BOSTON	W	3-1	26-14-10	** 14,703
10	Oct. 27	@Philadelphia	W	3-2	7-0-3	18,903	51	Feb. 1	WASHINGTON	L	1-3	26-15-10	** 14,703
11	Oct. 29	@NY Rangers	T-OT	1-1	7-0-4	18,200	52	Feb. 3	@Montreal	T-OT	2-2	26-15-11	20,471
12	Oct. 30	CHICAGO	W	3-2	8-0-4	** 14,703	53	Feb. 6	@Buffalo	T-OT	1-1	26-15-12	16,440
13	Nov. 2	PHILADELPHIA	L	2-3	8-1-4	** 14,703	54	Feb. 7	@New Jersey	T-OT	2-2	26-15-13	18,303
14	Nov. 7	WASHINGTON	W	4-2	9-1-4	** 14,703	55	Feb. 9	NY RANGERS	W	4-3	27-15-13	** 14,703
15	Nov. 9	PITTSBURGH	W	4-2	10-1-4	** 14,703	56	Feb. 12	TAMPA BAY	W	5-2	28-15-13	** 14,703
16	Nov. 11	@Buffalo	L-OT	2-3	10-2-4	14,197	57	Feb. 15	@NY Islanders	L-OT	0-1	28-16-13	16,297
17	Nov. 13	@Montreal	W	5-3	11-2-4	20,761	58	Feb. 16	DETROIT	L	2-4	28-17-13	** 14,703
18	Nov. 15	NY ISLANDERS	T-OT	3-3	11-2-5	** 14,703	59	Feb. 18	@Pittsburgh	L	2-4	28-18-13	16,900
19	Nov. 18	WASHINGTON	L	2-4	11-3-5	** 14,703	60	Feb. 20	NEW JERSEY	T-OT	2-2	28-18-14	** 14,703
20	Nov. 20	LOS ANGELES	W	4-1	12-3-5	** 14,703	61	Feb. 22	PHILADELPHIA	L-OT	3-4	28-19-14	** 14,703
21	Nov. 22	@Dallas	W-OT	2-1	13-3-5	16,573	62	Feb. 25	SAN JOSE	T-OT	2-2	28-19-15	** 14,703
22	Nov. 23	@St. Louis	W	3-1	14-3-5	19,304	63	Feb. 27	ST. LOUIS	W-OT	3-2	29-19-15	** 14,703
23	Nov. 26	BUFFALO	W	4-3	15-3-5	** 14,703	64	Mar. 1	@Tampa Bay	L	0-2	29-20-15	19,517
24	Nov. 29	HARTFORD	T-OT	1-1	15-3-6	** 14,703	65	Mar. 5	PHOENIX	L	0-3	29-21-15	** 14,703
25	Dec. 1	@Detroit	W	4-2	16-3-6	19,983	66	Mar. 7	CALGARY	L	1-3	29-22-15	** 14,703
26	Dec. 3	@New Jersey	L	0-2	16-4-6	12,032	67	Mar. 9	BOSTON	L	1-3	29-23-15	** 14,703
27	Dec. 5	NY ISLANDERS	W	4-2	17-4-6	** 14,703	68	Mar. 11	NY ISLANDERS	W	3-2	30-23-15	** 14,703
28	Dec. 8	DALLAS	T-OT	1-1	17-4-7	** 14,703	69	Mar. 13	VANCOUVER	W	5-4	31-23-15	** 14,703
29	Dec. 10	@Philadelphia	L	4-5	17-5-7	19,228	70	Mar. 15	TORONTO	T-OT	3-3	31-23-16	** 14,703
30	Dec. 11	@Hartford	L	2-5	17-6-7	11,884	71	Mar. 17	@New Jersey	W	4-1	32-23-16	17,109
31	Dec. 15	EDMONTON	W	6-3	18-6-7	** 14,703	72	Mar. 19	@NY Islanders	L	4-7	32-24-16	11,139
32	Dec. 19	@Ottawa	L	2-5	18-7-7	13,264	73	Mar. 20	@Ottawa	T-OT	2-2	32-24-17	18,219
33	Dec. 20	@Chicago	W	3-1	19-7-7	18,985	74	Mar. 22	BUFFALO	W	3-2	32-24-17	** 14,703
34	Dec. 22	@NY Rangers	L	3-7	19-8-7	18,200	75	Mar. 27	OTTAWA	L	3-3	32-25-17	** 14,703
35	Dec. 23	NY ISLANDERS	W-OT	4-3	20-8-7	11,127	76	Mar. 29	TAMPA BAY	T-OT	1-1	33-25-18	** 14,703
36	Dec. 26	@Tampa Bay	T-OT	3-3	20-8-8	20,150	77	Mar. 31	@Pittsburgh	L	2-4	33-26-18	17,220
37	Dec. 28	@Washington	T-OT	1-1	20-8-9	18,130	78	Apr. 2	@Toronto	L	1-3	33-27-18	15,726
38	Dec. 29	MONTREAL	L	1-2	20-9-9	** 14,703	79	Apr. 5	@Boston	T-OT	2-4	33-28-18	15,632
39	Jan. 1	ANAHEIM	L	0-3	20-10-9	** 14,703	80	Apr. 6	@Washington	T-OT	3-3	33-28-19	18,130
40	Jan. 4	@Los Angeles	W	5-0	21-10-9	12,227	81	Apr. 9	NEW JERSEY	W	4-2	34-28-19	** 14,703
41	Jan. 8	@Anaheim	L	2-3	21-11-9	17,174	82	Apr. 11	PITTSBURGH	W	4-2	35-28-19	

PANTHERS SEASON-BY SEASON



1997-98

GENERAL MANAGER: Bryan Murray
CAPTAIN : Scott Mellanby
STANDINGS: 6th Atlantic Division., 12th Eastern Conference

HEAD COACH: Doug MacLean/Bryan Murray
RECORD: 35-28-19 (89 Points)

NO.	POS.	NAMEGP	G	A	PTS	+/-	PIM	PPG	SHG	GWG	SHOTS	
14	LW	Ray Whitney	68	32	29	61	10	28	12	0	2	156
15	C	Dave Gagner	78	20	28	48	-21	55	5	1	1	165
24	D	Robert Svehla	79	9	34	43	-3	113	3	0	0	144
27	RW	Scott Mellanby	79	15	24	39	-14	127	6	0	1	188
19	RW	Radek Dvorak	64	12	24	36	-1	33	2	3	0	112
26	RW	Ray Sheppard	61	14	17	31	-13	21	5	0	1	136
9	C	Kirk Muller	70	8	21	29	-14	54	1	0	3	150
11	LW	Bill Lindsay	82	12	16	28	-2	80	0	2	5	150
25	C	Viktor Kozlov	46	12	11	23	-1	14	3	2	0	114
55	D	Ed Jovanovski	81	9	14	23	-12	158	2	1	3	142
51	RW	David Nemirovsky	41	9	12	21	-3	8	2	0	1	62
17	C	*Steve Washburn	58	11	8	19	-6	32	4	0	2	61
5	D	Gord Murphy	79	6	11	17	-3	46	3	0	0	123
22	RW	Dino Ciccarelli	28	5	11	16	-2	28	2	0	1	57
21	RW	Tom Fitzgerald	69	10	5	15	-4	57	0	1	1	105
44	C	Rob Niedermayer	33	8	7	15	-9	41	5	0	2	64
23	C	Chris Wells	61	5	10	15	4	47	0	1	0	57
3	D	Paul Laus	77	0	11	11	-5	293	0	0	0	64
97	LW	Esa Tikkanen	28	1	8	9	-7	16	0	0	0	34
2	D	Terry Carkner	74	1	7	8	6	63	0	0	1	34
6	D	Jeff Norton	19	0	7	7	-7	18	0	0	0	20
29	LW	Johan Garpenlov	39	2	3	5	-6	8	0	0	0	43
7	D	Rhett Warrenner	79	0	4	4	-16	99	0	0	0	66
12	RW	Jody Hull	21	2	0	2	1	4	0	1	0	23
16	C	*Ryan Johnson	10	0	2	2	-4	0	0	0	0	6
8	D	Dallas Eakins	23	0	1	1	1	44	0	0	0	16
28	LW	*Peter Worrell	19	0	0	0	-4	153	0	0	0	15
10	LW	Dave Lowry	7	0	0	0	-1	2	0	0	0	4
4	D	*John Jakopin	2	0	0	0	-3	4	0	0	0	1
12	D	* Chris Allen	1	0	0	0	0	2	0	0	0	1
GOALTENDERS												
			GP	W	L	T	GAA	MIN	SO	GA	SA	SV%
34	John Vanbiesbrouck	60	18	29	11	2.87	3451	4		165	1638	.899
30	Mark Fitzpatrick	12	2	7	2	3.00	640	1	32	265		.879
1	Kirk McLean	7	4	2	1	3.25	406	0	22	207		.894
80	*Kevin Weekes	11	0	5	1	3.96	485	0	32	247		.870

*Indicates Rookie

GAME	DATE	OPP.	RES.	SCORE	RECORD	ATTEND.	GAME	DATE	OPP.	RES.	SCORE	RECORD	ATTEND.
1	Oct. 1	@Philadelphia	L	1-3	0-1-0	19,381	42	Jan. 2	@Tampa Bay	T-OT	2-2	15-20-7	12,642
2	Oct. 4	@Pittsburgh	W	5-3	1-1-0	15,352	43	Jan. 4	ANAHEIM	T-OT	3-3	15-20-8	**14,703
3	Oct. 11	@St. Louis	L	3-5	1-2-0	17,730	44	Jan. 7	@Edmonton	L	2-3	15-21-8	14,797
4	Oct. 13	NY ISLANDERS	T-OT	2-2	1-2-1	**14,703	45	Jan. 9	@Calgary	T-OT	3-3	15-21-9	17,010
5	Oct. 15	TAMPA BAY	W	2-1	2-2-1	**14,703	46	Jan. 10	@Vancouver	T-OT	2-2	15-21-10	17,679
6	Oct. 16	@Dallas	L	0-4	2-3-1	14,812	47	Jan. 12	@Colorado	L	1-3	15-22-10	16,061
7	Oct. 19	PITTSBURGH	L	1-4	2-4-1	14,703	48	Jan. 14	@Phoenix	L	2-3	15-23-10	14,158
8	Oct. 22	@Montreal	L	0-3	2-5-1	20,301	49	Jan. 21	@Anaheim	L	3-8	15-24-10	17,001
9	Oct. 23	@Ottawa	T-OT	2-2	2-5-2	15,168	50	Jan. 22	@Los Angeles	L	1-3	15-25-10	12,920
10	Oct. 25	@Boston	W	5-4	3-5-2	14,560	51	Jan. 24	@San Jose	T-OT	1-1	15-26-11	17,483
11	Oct. 28	LOS ANGELES	T-OT	2-2	3-5-3	**14,703	52	Jan. 27	CAROLINA	W	3-0	16-25-11	**14,703
12	Oct. 30	OTTAWA	L	2-5	3-6-3	**14,703	53	Jan. 29	DALLAS	W	3-2	17-25-11	**14,703
13	Nov. 1	BUFFALO	L-OT	3-4	3-7-3	**14,703	54	Jan. 31	TAMPA BAY	W	2-0	18-25-11	**14,703
14	Nov. 5	NEW JERSEY	L	2-4	3-8-3	**14,703	55	Feb. 1	BUFFALO	L	2-5	18-26-11	**14,703
15	Nov. 6	@Buffalo	W	4-2	4-8-3	12,752	56	Feb. 3	DETROIT	T-OT	1-1	18-26-12	**14,703
16	Nov. 9	WASHINGTON	W	3-2	5-8-3	**14,703	57	Feb. 7	@Toronto	L	2-3	18-27-12	15,726
17	Nov. 12	NY ISLANDERS	T-OT	2-2	5-8-4	**14,703	58	Feb. 25	NEW JERSEY	L	2-3	18-28-12	**14,703
18	Nov. 14	PHILADELPHIA	L	2-5	5-9-4	**14,703	59	Feb. 27	@Detroit	L	1-3	18-29-12	19,983
19	Nov. 15	@NY Islanders	W	1-0	6-9-4	12,356	60	Mar. 4	NY RANGERS	L	3-4	18-30-12	14,703
20	Nov. 18	NY RANGERS	L	1-3	6-10-4	**14,703	61	Mar. 7	@Washington	L	3-6	18-31-12	15,916
21	Nov. 20	CALGARY	L	1-2	6-11-4	**14,703	62	Mar. 9	@Montreal	L	1-6	18-32-12	20,783
22	Nov. 22	@New Jersey	W-OT	2-1	7-11-4	19,040	63	Mar. 11	@Ottawa	L	3-5	18-33-12	15,539
23	Nov. 23	WASHINGTON	L	2-5	7-12-4	**14,703	64	Mar. 13	EDMONTON	L	0-4	18-34-12	**14,703
24	Nov. 26	BOSTON	W	10-5	8-12-4	**14,703	65	Mar. 15	CINCINNATI	L	4-8	18-35-12	**14,703
25	Nov. 28	COLORADO	L	2-3	8-13-4	**14,703	66	Mar. 17	VANCOUVER	L	2-4	18-36-12	**14,703
26	Nov. 30	@NY Rangers	T-OT	1-1	8-13-5	18,200	67	Mar. 19	@Buffalo	L	1-6	18-37-12	12,916
27	Dec. 1	PHOENIX	L	2-3	8-14-5	**14,703	68	Mar. 21	@Tampa Bay	L	1-5	18-38-12	13,870
28	Dec. 5	@Washington	L-OT	2-3	8-15-5	19,740	69	Mar. 23	CAROLINA	L	1-5	18-39-12	14,511
29	Dec. 7	WASHINGTON	W	5-4	9-15-5	**14,703	70	Mar. 26	MONTREAL	W	5-4	19-39-12	**14,703
30	Dec. 10	@Carolina	W	5-2	10-15-5	7,219	71	Mar. 28	@Boston	W-OT	3-2	20-39-12	16,372
31	Dec. 12	@NY Rangers	W	4-3	11-15-5	18,200	72	Mar. 29	@Chicago	W	4-0	21-39-12	17,880
32	Dec. 13	@NY Islanders	L	1-4	11-16-5	10,343	73	Apr. 1	MONTREAL	L	3-4	21-40-12	14,416
33	Dec. 15	BOSTON	L	2-6	11-17-5	**14,703	74	Apr. 4	@Philadelphia	W	4-1	22-40-12	19,567
34	Dec. 17	NY RANGERS	L	2-4	11-18-5	**14,703	75	Apr. 5	PITTSBURGH	W	3-1	23-40-12	**14,703
35	Dec. 18	@Washington	W	4-0	12-18-5	10,414	76	Apr. 7	TORONTO	L	1-3	23-41-12	**14,703
36	Dec. 20	@Philadelphia	L	0-2	12-19-5	19,609	77	Apr. 9	PHILADELPHIA	W	3-2	24-41-12	**14,703
37	Dec. 23	ST. LOUIS	L	2-3	12-20-5	**14,703	78	Apr. 11	@Pittsburgh	T-OT	3-3	24-41-13	14,127
38	Dec. 26	@Carolina	W	5-2	13-20-5	8,684	79	Apr. 12	@New Jersey	T-OT	5-5	24-41-14	15,116
39	Dec. 27	@NY Islanders	W	6-2	14-20-5	**16,297	80	Apr. 14	OTTAWA	L	2-3	24-42-14	**14,703
40	Dec. 30	SAN JOSE	T-OT	2-2	14-20-6	**14,703	81	Apr. 16	PHILADELPHIA	L	3-7	24-43-14	**14,703
41	Jan. 1	NEW JERSEY	W-OT	2-1	15-20-6	**14,703	82	Apr. 18	@Tampa Bay	T-OT	2-2	24-43-15	14,261

PANTHERS SEASON-BY SEASON



1998-99

GENERAL MANAGER: Bryan Murray

CAPTAIN: Scott Mellanby

STANDINGS: 2nd Atlantic Division, 9th Eastern Conference

HEAD COACH: Terry Murray

RECORD: 30-34-18 (78 Points)

NO.	POS.	NAME	GP	G	A	PTS	+/-	PIM	PPG	SHG	GWG	SHOTS
14	LW	Ray Whitney	81	26	38	64	-3	18	7	0	6	193
44	C	Rob Niedermayer	82	18	33	51	-13	50	6	1	3	142
25	C	Viktor Kozlov	65	16	35	51	13	24	5	1	1	209
27	RW	Scott Mellanby	67	18	27	45	5	85	4	0	0	136
19	RW	Radek Dvorak	82	19	24	43	7	29	0	4	0	182
21	RW	*Mark Parrish	73	24	13	37	-6	25	5	0	5	129
24	D	Robert Svehla	80	8	29	37	-13	83	4	0	0	157
11	LW	Bill Lindsay	75	12	15	27	-1	92	0	1	2	135
16	LW	*Oleg Kvasha	68	12	13	25	5	45	4	0	2	138
29	LW	Johan Garpenlov	64	8	9	17	-9	42	0	1	0	71
10	RW	Pavel Bure	11	13	3	16	3	4	5	1	0	44
55	D	Ed Jovanovski	41	3	13	16	-4	82	1	0	1	68
9	D	Kirk Muller	82	4	11	15	-11	49	0	0	1	107
8	D	*Jaroslav Spacek	63	3	12	15	15	28	2	1	0	92
15	C	Dave Gagner	36	4	10	14	-7	39	2	0	0	50
4	D	Terry Carner	62	2	9	11	0	54	0	0	0	25
4	D	Bret Hedican	25	3	7	10	-2	17	0	0	1	38
3	D	Paul Laus	75	1	9	10	-1	218	0	0	0	54
28	LW	*Peter Worrell	62	4	5	9	0	258	0	0	2	50
26	D	*Dan Boyle	22	3	5	8	0	6	1	0	1	31
22	RW	Dino Ciccarelli	14	6	1	7	-1	27	5	0	1	23
5	D	Gord Murphy	51	0	7	7	4	16	0	0	0	56
7	D	Rhett Warrenner	48	0	7	7	-1	64	0	0	0	33
18	LW	Alex Hicks	51	0	6	6	-4	58	0	0	0	47
6	D	*Peter Ratchuk	24	1	2	-1	10	0	0	0	0	34
12	LW	*Marcus Nilson	8	1	1	2	2	5	0	0	1	7
23	C	Chris Wells	20	0	2	2	-4	31	0	0	0	28
17	C	*Ryan Johnson	1	1	0	1	0	0	0	0	0	1
15	D	*Jeff Ware	6	0	1	1	-6	6	0	0	0	1
33	D	*Filip Kuba	5	0	1	1	2	0	0	0	0	5
26	RW	David Nemirovsky	2	0	1	1	1	0	0	0	0	2
12	LW	*Wayne Hay	9	0	0	0	-1	0	0	0	0	3
37	RW	*Herbert Vasiljevs	0	5	0	0	0	-1	2	0	0	6
7	D	Mike Wilson	4	0	0	0	2	0	0	0	0	8
17	C	Steve Washburn	4	0	0	0	-1	4	0	0	0	0
6	D	Jeff Norton	3	0	0	0	0	2	0	0	0	2
15	D	*John Jakopin	3	0	0	0	-1	0	0	0	0	0
17	C	Vlacheslav Butsayev	1	0	0	0	-1	2	0	0	0	0
12	D	Chris Allen	1	0	0	0	1	0	0	0	0	0

GOALTENDERS	GP	W	L	T	GAA	MIN	SO	GA	SA	SV%
31 Sean Burke	59	21	24	14	2.66	3402	3	151	1624	.907
1 Kirk McLean	30	9	10	4	2.74	1597	2	73	727	.900

*Indicates Rookie

GAME	DATE	OPP.	RES.	SCORE	RECORD	ATTEND.	GAME	DATE	OPP.	RES.	SCORE	RECORD	ATTEND.
1	Oct. 9	TAMPA BAY	W	4-1	1-0-0	** 19,227	42	Jan. 18	BUFFALO	L	0-4	15-16-11	17,661
2	Oct. 10	@Nashville	W	1-0	2-0-0	17,285	43	Jan. 20	@NY Islanders	W	5-2	16-11-11	11,283
3	Oct. 16	@Buffalo	T	2-2	2-0-1	18,595	44	Jan. 21	@NY Rangers	W	2-1	17-16-11	18,200
4	Oct. 21	LOS ANGELES	T	1-1	2-0-2	17,367	45	Jan. 26	@Philadelphia	T	3-3	17-16-12	19,554
5	Oct. 23	VANCOUVER	L	0-5	2-1-2	18,070	46	Jan. 27	MONTREAL	W	2-1	18-16-12	** 19,250
6	Oct. 24	@Washington	T	2-2	2-1-3	19,740	47	Jan. 30	DALLAS	L	2-5	18-17-12	** 19,250
7	Oct. 28	DETROIT	L	2-7	2-2-3	** 19,163	48	Feb. 3	TORONTO	W	5-2	19-17-12	17,763
8	Oct. 30	@Chicago	W	7-3	3-2-3	16,807	49	Feb. 5	@Pittsburgh	L	0-3	19-18-12	14,283
9	Oct. 31	@New Jersey	L	1-3	3-3-3	13,136	50	Feb. 6	@Carolina	T	3-3	19-18-13	11,059
10	Nov. 2	@NY Islanders	L	2-6	3-4-3	8,192	51	Feb. 8	ST. LOUIS	L	4-5	19-19-13	17,087
11	Nov. 4	CHICAGO	W	2-1	4-4-3	17,515	52	Feb. 11	@Ottawa	W	3-1	20-19-13	16,355
12	Nov. 7	NEW JERSEY	L	3-4	4-5-3	18,306	53	Feb. 13	@Montreal	L	0-4	20-20-13	21,273
13	Nov. 11	NY RANGERS	W	4-1	5-5-3	** 19,154	54	Feb. 15	SAN JOSE	T	2-2	20-20-14	18,700
14	Nov. 12	@Philadelphia	W	2-1	6-5-3	19,568	55	Feb. 17	@Dallas	L	1-2	20-21-14	16,928
15	Nov. 14	@Pittsburgh	L	0-4	6-6-3	13,230	56	Feb. 18	@St. Louis	T	0-0	20-21-15	16,272
16	Nov. 19	@Boston	T	5-5	6-6-4	14,440	57	Feb. 20	PHOENIX	W	-1	21-21-15	** 19,250
17	Nov. 21	@New Jersey	T	3-3	6-6-5	16,033	58	Feb. 24	PHILADELPHIA	W	5-3	22-21-15	** 19,250
18	Nov. 22	PHILADELPHIA	L-OT	1-2	6-7-5	** 19,225	59	Feb. 26	@Detroit	T	5-5	22-21-16	19,983
19	Nov. 25	BOSTON	L	0-1	6-8-5	18,922	60	Feb. 27	@Toronto	L	1-4	22-22-16	18,800
20	Nov. 27	@Tampa Bay	W	2-1	7-8-5	11,473	61	Mar. 3	COLORADO	L	5-7	22-23-16	18,985
21	Nov. 28	BUFFALO	W	6-2	8-8-5	18,655	62	Mar. 6	CAROLINA	T	2-2	22-23-17	** 19,250
22	Dec. 1	@NY Rangers	L-OT	4-5	8-9-5	18,200	63	Mar. 8	@Montreal	W	5-2	23-23-17	20,323
23	Dec. 2	@Buffalo	L	1-2	8-10-5	14,966	64	Mar. 9	@Boston	L	0-2	23-24-17	15,032
24	Dec. 5	CAROLINA	T	3-3	8-10-6	17,384	65	Mar. 11	@Washington	W	2-1	24-24-17	16,184
25	Dec. 9	OTTAWA	W	6-5	9-10-6	16,994	66	Mar. 13	TAMPA BAY	W	1-0	25-24-17	** 19,250
26	Dec. 12	CALGARY	L	2-4	9-11-6	17,334	67	Mar. 17	@San Jose	L	2-4	25-25-17	17,483
27	Dec. 16	PITTSBURGH	W	4-1	10-11-6	18,165	68	Mar. 20	@Los Angeles	L	3-4	25-26-17	14,551
28	Dec. 19	EDMONTON	W	3-1	11-11-6	17,953	69	Mar. 21	@Anaheim	W	5-2	26-26-17	16,434
29	Dec. 23	WASHINGTON	L	0-4	11-12-6	18,536	70	Mar. 24	NY RANGERS	L	0-2	26-27-17	** 19,250
30	Dec. 26	@Tampa Bay	W	3-1	12-12-6	17,983	71	Mar. 26	NASHVILLE	W	4-1	27-27-17	17,755
31	Dec. 28	NY ISLANDERS	W	5-1	13-12-6	** 19,250	72	Mar. 28	NEW JERSEY	T	2-2	27-27-18	18,870
32	Dec. 30	@Pittsburgh	L	4-7	13-13-6	17,112	73	Mar. 31	NY ISLANDERS	L	3-5	27-28-18	18,028
33	Jan. 1	CAROLINA	T	3-3	13-13-7	18,505	74	Apr. 1	@Washington	L	3-5	27-29-18	13,511
34	Jan. 2	PITTSBURGH	L	2-4	13-14-7	** 19,250	75	Apr. 3	OTTAWA	L	4-6	27-30-18	18,829
35	Jan. 5	@Phoenix	T	2-2	13-14-8	14,104	76	Apr. 5	WASHINGTON	L	0-3	27-31-18	17,670
36	Jan. 6	@Colorado	T	2-2	13-14-9	16,061	77	Apr. 7	BOSTON	L	2-5	27-32-18	18,987
37	Jan. 8	@Vancouver	T	1-1	13-14-10	15,027	78	Apr. 9	@Buffalo	L	1-3	27-33-18	18,595
38	Jan. 10	@Calgary	W	2-1	14-14-10	15,348	79	Apr. 10	@Toronto	L	1-9	27-34-18	18,800
39	Jan. 13	TORONTO	T	3-3	14-14-11	17,552	80	Apr. 12	@Ottawa	W	2-0	28-34-18	17,996
40	Jan. 14	@Carolina	L	2-3	14-15-11	6,544	81	Apr. 14	MONTREAL	W-OT	3-2	29-34-18	18,755
41	Jan. 16	NY ISLANDERS	W	1-0	15-15-11	19,097	82	Apr. 17	TAMPA BAY	W	6-2	30-34-18	19,079

PANTHERS SEASON-BY SEASON



1999-00

GENERAL MANAGER: Bryan Murray

CAPTAIN: Scott Mellanby

STANDINGS: 2nd Atlantic Division, 5th Eastern Conference

HEAD COACH: Terry Murray

RECORD: 43-27-6-6 (98 Points)

NO	POS	NAME	TEAM	GP	G	A	PTS	+/-	PIM	PP	SH	GW	SHOTS
10	RW	Pavel Bure	FLA	74	58	36	94	25	16	11	2	14	360
14	C	Ray Whitney	FLA	81	29	42	71	16	35	5	0	3	198
25	C	Viktor Kozlov	FLA	80	17	53	70	16	24	6	0	2	223
24	D	Robert Svehla	FLA	82	9	40	49	23	64	3	0	1	143
27	RW	Scott Mellanby	FLA	77	18	28	46	14	126	6	0	2	134
21	RW	Mark Parrish	FLA	81	26	18	44	1	39	6	0	3	152
28	D	Jaroslav Spáček	FLA	82	10	26	36	7	53	4	0	1	111
44	C	Rob Niedermayer	FLA	81	10	23	33	-5	46	1	0	4	135
4	D	Bret Hedican	FLA	76	6	19	25	4	68	2	0	1	58
13	LW	Oleg Kvasha	FLA	78	5	20	25	3	34	2	0	0	110
26	RW	Ray Sheppard	FLA	47	10	10	20	-4	4	5	0	2	74
7	D	Mike Wilson	FLA	60	4	16	20	10	35	0	0	2	65
19	RW	Radek Dvorak	FLA	35	7	10	17	5	6	0	0	1	67
18	LW	Cam Stewart	FLA	65	9	7	16	-2	30	0	0	3	52
12	C	*Ryan Johnson	FLA	66	4	12	16	1	14	0	0	0	44
3	D	Paul Laus	FLA	77	3	8	11	-1	172	0	0	0	44
9	C	Len Barrie	FLA	14	4	6	10	4	6	0	0	0	15
8	LW	Peter Worrell	FLA	48	3	6	9	-7	169	2	0	1	45
16	C	Mike Sillinger	FLA	13	4	4	8	-1	16	2	0	1	20
2	D	Lance Pittick	FLA	62	3	5	8	7	44	0	0	1	26
22	D	Todd Simpson	FLA	82	1	6	7	5	202	0	0	0	50
5	D	*Filip Kuba	FLA	13	1	5	6	-3	2	1	0	1	16
16	RW	*Ivan Novoseltsev	FLA	14	2	1	3	-3	8	0	0	0	8
12	LW	Alex Hicks	FLA	8	1	2	3	3	4	0	0	0	6
6	D	*Dan Boyle	FLA	13	0	3	3	-2	4	0	0	0	9
48	LW	*Marcus Nilson	FLA	9	0	2	2	2	2	0	0	0	6
45	D	*Brad Ference	FLA	13	0	2	2	2	46	10	0	0	10
48	LW	*Dave Duerden	FLA	2	0	0	0	0	0	0	0	0	1
47	C	Craig Ferguson	FLA	3	0	0	0	-2	0	0	0	0	2
40	C	*Eric Boguniecki	FLA	4	0	0	0	-1	2	0	0	0	5
48	LW	*Dwayne Hay	FLA	6	0	0	0	-2	2	0	0	0	3
23	C	Chris Wells	FLA	13	0	0	0	-5	13	0	0	0	5
15	D	*John Jakopin	FLA	17	0	0	0	-2	26	0	0	0	1

NO	GOALTENDERS	GP	W	L	T	GAA	MINS	SO	GA	SA	SV%
32	Rich Shulmistra	1	1	0	0	1.00	60	0	1	21	.952
30	Mikhail Shtalenkov	15	8	4	2	2.31	882	0	34	369	.908
29	Mike Vernon	34	18	13	2	2.47	2019	1	83	1020	.919
1	Sean Burke	7	2	5	0	2.58	418	0	18	208	.913
37	Trevor Kidd	28	14	11	2	2.63	1574	1	69	809	.915

*Indicates Rookie

GAME	DATE	OPP.	RES.	SCORE	REC.	ATTEND.	GAME	DATE	OPP.	RES.	SCORE	REC.	ATTEND.
1	Oct. 2	WASHINGTON	W	4-3	1-0-0-0	16,767	42	Jan. 14	CAROLINA	W	5-1	25-11-3-3	15,073
2	Oct. 6	LOS ANGELES	W	4-2	2-0-0-0	13,751	43	Jan. 15	@Tampa Bay	W	5-2	26-11-3-3	14,619
3	Oct. 9	DETROIT	T	2-2	2-0-1-0	18,239	44	Jan. 17	PHILADELPHIA	W	3-1	27-11-3-3	17,029
4	Oct. 12	@Montreal	T	2-1	3-0-1-0	19,380	45	Jan. 19	WASHINGTON	L	1-3	27-12-3-3	14,002
5	Oct. 13	@Toronto	L	2-3	3-1-1-0	18,765	46	Jan. 21	@Atlanta	T	3-3	27-12-4-3	17,814
6	Oct. 16	ANAHEIM	W-OT	3-2	4-1-1-0	14,854	47	Jan. 22	BOSTON	W-OT	4-3	28-12-4-3	18,423
7	Oct. 20	VANCOUVER	W	5-2	5-1-1-0	14,585	48	Jan. 26	NEW JERSEY	L	2-3	28-13-4-3	15,689
8	Oct. 22	CALGARY	L-OT	2-3	5-1-1-1	14,423	49	Jan. 27	@Philadelphia	L	2-4	28-14-4-3	19,781
9	Oct. 24	@Philadelphia	L	0-2	5-2-1-1	19,301	50	Jan. 29	EDMONTON	W	2-1	29-14-4-3	16,181
10	Oct. 27	NY ISLANDERS	W	6-3	6-2-1-1	14,342	51	Feb. 1	@Carolina	L	2-4	29-15-4-3	8,482
11	Oct. 29	@Buffalo	L-OT	2-3	6-2-1-2	17,503	52	Feb. 2	MONTREAL	W	3-1	30-15-4-3	15,066
12	Oct. 30	@Ottawa	L	0-5	6-3-1-2	15,239	53	Feb. 9	SAN JOSE	W	4-1	31-15-4-3	14,274
13	Nov. 3	@Edmonton	T	2-2	6-3-2-2	13,646	54	Feb. 11	@Ottawa	L	3-5	31-16-4-3	17,763
14	Nov. 5	@Vancouver	L	2-3	6-4-2-2	17,055	55	Feb. 12	@Boston	W	5-1	32-16-4-3	17,565
15	Nov. 6	@Calgary	W	6-3	7-4-2-2	15,735	56	Feb. 14	@Montreal	L	1-4	32-17-4-3	18,781
16	Nov. 10	ATLANTA	W	4-1	8-4-2-2	14,745	57	Feb. 16	NY RANGERS	W	3-0	33-17-4-3	17,437
17	Nov. 13	BUFFALO	W	3-1	9-4-2-2	16,221	58	Feb. 19	PITTSBURGH	L	1-2	33-18-4-3	** 19,250
18	Nov. 17	@Colorado	W	2-1	10-4-2-2	18,001	59	Feb. 21	OTTAWA	L	2-4	33-19-4-3	15,226
19	Nov. 18	@St. Louis	L	0-3	10-5-2-2	16,619	60	Feb. 23	@Washington	L-OT	2-3	33-19-4-4	14,386
20	Nov. 20	PITTSBURGH	W-OT	2-1	11-5-2-2	16,349	61	Feb. 24	@Carolina	W	4-2	34-19-4-4	10,494
21	Nov. 24	PHILADELPHIA	L	1-6	11-6-2-2	16,624	62	Feb. 26	CAROLINA	L-OT	1-2	34-19-4-5	16,801
22	Nov. 26	NY RANGERS	W	6-2	12-6-2-2	17,276	63	Feb. 28	BUFFALO	L	2-5	34-20-4-5	14,916
23	Nov. 27	ATLANTA	W	3-0	13-6-2-2	14,618	64	Mar. 1	TORONTO	W	3-1	35-20-4-5	15,896
24	Dec. 3	@Atlanta	L	1-2	13-7-2-2	18,545	65	Mar. 3	@NY Rangers	L	2-4	35-21-4-5	18,200
25	Dec. 4	WASHINGTON	W	2-1	14-7-2-2	14,805	66	Mar. 4	ST. LOUIS	T	1-1	35-21-5-5	17,357
26	Dec. 8	@Phoenix	W	6-1	15-7-2-2	14,891	67	Mar. 7	@Washington	L	2-4	35-22-5-5	15,035
27	Dec. 10	@Dallas	L	3-4	15-8-2-2	17,001	68	Mar. 10	@Tampa Bay	W	4-3	36-22-5-5	12,232
28	Dec. 11	@Nashville	W	4-2	16-8-2-2	16,257	69	Mar. 11	CHICAGO	L	2-5	36-23-5-5	18,223
29	Dec. 15	NASHVILLE	W	3-2	17-8-2-2	13,793	70	Mar. 16	@Pittsburgh	L	2-4	36-24-5-5	16,958
30	Dec. 17	@Buffalo	W	4-2	18-8-2-2	16,753	71	Mar. 18	@NY Islanders	W	4-2	37-24-5-5	10,019
31	Dec. 18	@Pittsburgh	W	5-2	19-8-2-2	15,498	72	Mar. 19	@New Jersey	L	2-5	37-25-5-5	16,575
32	Dec. 20	TORONTO	L	4-6	19-9-2-2	16,794	73	Mar. 21	@NY Rangers	W	4-3	38-25-5-5	18,200
33	Dec. 22	ATLANTA	T	3-3	19-9-3-3	15,154	74	Mar. 23	@Boston	W	3-1	39-25-5-5	15,808
34	Dec. 26	@Carolina	L-OT	3-4	19-9-3-3	13,940	75	Mar. 25	MONTREAL	W	4-2	40-25-5-5	17,917
35	Dec. 27	@Tampa Bay	W	6-1	20-9-3-3	16,802	76	Mar. 29	DALLAS	L	1-4	40-26-5-5	16,484
36	Dec. 30	@Chicago	L	1-2	20-10-3-3	17,752	77	Mar. 31	OTTAWA	W	3-1	41-26-5-5	14,835
37	Jan. 1	TAMPA BAY	W	7-5	21-10-3-3	17,802	78	Apr. 1	TAMPA BAY	T	3-3	41-26-6-5	16,855
38	Jan. 5	@Anaheim	W	5-1	22-10-3-3	13,024	79	Apr. 3	NEW JERSEY	W	5-2	42-26-6-5	15,427
39	Jan. 6	@Los Angeles	L	2-4	22-11-3-3	14,114	80	Apr. 5	BOSTON	T	6-3	43-26-6-5	16,655
40	Jan. 8	@San Jose	W	4-2	23-11-3-3	17,483	81	Apr. 8	@New Jersey	L-OT	1-2	43-26-6-6	17,564
41	Jan. 12	NY ISLANDERS	W	4-3	24-11-3-3	14,602	82	Apr. 9	@ NY Islanders	L	2-3	43-27-6-6	9,316

PANTHERS SEASON-BY SEASON



2000-01

GENERAL MANAGER: Bryan Murray

HEAD COACH: Terry Murray/Duane Sutter

CAPTAIN: Scott Mellanby

RECORD: 22-38-13-9 (66 Points)

STANDINGS: 3rd Southeast Division, 12th Eastern Conference

NO	POS	NAME	TEAM	GP	G	A	PTS	+/-	PIM	PP	SH	GW	SHOTS
10	R	Pavel Bure	FLA	82	59	33	92	-2	58	19	28	8	384
25	C	Viktor Kozlov	FLA	51	14	23	37	-4	10	6	13	2	139
18	L	Marcus Nilson	FLA	78	12	24	36	-3	74	0	6	2	141
16	C	Mike Sillinger	FLA,OTT	55	13	21	34	-12	44	1	12	2	100
44	C	Rob Niedermayer	FLA	67	12	20	32	-12	50	3	8	0	115
14	L	Ray Whitney	FLA,CBJ	43	10	21	31	-16	28	5	12	0	117
24	D	Robert Svehla	FLA	82	6	22	28	-8	76	0	3	0	121
17	L	Greg Adams	FLA	60	11	12	23	-3	10	2	2	1	66
9, 19	C	Len Barrie	FLA	60	5	18	23	4	135	0	3	2	48
26	D	Dan Boyle	FLA	69	4	18	22	-14	28	1	13	0	83
29	D	Anders Eriksson	CHI,FLA	60	0	21	21	2	28	0	10	0	80
4	D	Bret Hedican	FLA	70	5	15	20	-7	72	4	6	1	104
12	C	Olli Jokinen	FLA	78	6	10	16	-22	106	0	0	0	121
21	R	Denis Shvidki	FLA	43	6	10	16	6	16	0	3	1	28
13	L	Vinny Prospal	OTT,FLA	34	4	12	16	-2	10	1	5	0	68
27	R	Scott Mellanby	FLA,STL	40	4	9	13	-13	46	1	3	0	58
9	C	Igor Larionov	FLA,DET	26	5	6	11	-11	10	2	5	0	15
8	L	Peter Worrell	FLA	71	3	7	10	-10	248	0	1	0	86
39	R	Ivan Novoseltsev	FLA	38	3	6	9	-5	16	0	1	0	34
11	C	Kevin Adams	CBJ,FLA	12	3	6	9	7	2	0	0	2	21
19,41,68	C	Serge Payer	FLA	43	5	1	6	0	21	0	0	0	34
36	R	Joey Tetarenko	FLA	29	3	1	4	-1	44	0	0	0	21
22	D	Todd Simpson	FLA,PHX	25	1	3	4	0	74	0	0	1	26
28	D	Jaroslav Spacek	FLA,CHI	12	2	1	3	-4	8	1	1	0	21
15	D	John Jakopin	FLA	60	1	2	4	-62	0	0	0	0	23
2	D	Lance Pittick	FLA	68	1	2	3	-5	42	0	0	0	24
3	D	Paul Laus	FLA	25	1	2	3	5	66	0	0	0	18
5	D	Yan Golubovsky	FLA	6	0	2	2	3	2	0	0	0	4
47, 49	R	Lance Ward	FLA	30	0	2	2	-3	45	0	0	0	17
41	C	Andrei Podkonicky	FLA	6	1	0	1	0	2	0	0	0	5
7	D	Mike Wilson	FLA	19	0	1	1	-7	25	0	0	0	26
5, 45	D	Brad Ference	FLA	14	0	1	1	-10	14	0	0	0	5
23	D	Rocky Thompson	FLA	4	0	0	0	0	19	0	0	0	0
43	R	Paul Brousseau	FLA	1	0	0	0	0	0	0	0	0	0
35	D	Peter Ratchuk	FLA	8	0	0	0	-1	0	0	0	0	1
43	C	David Emma	FLA	6	0	0	0	-1	0	0	0	0	6

NO	GOALTENDERS	GP	W	L	T	GAA	MINS	SO	GA	SA	SV%
1	Roberto Luongo	47	12	24	7	2.44	2628:21	5	107	1,333	0.92
37	Trevor Kidd	42	10	23	6	3.31	2353:52	1	130	1,217	0.893

*Indicates Rookie

GAME	DATE	OPP.	RES.	SCORE	REC.	ATTEND.	GAME	DATE	OPP.	RES.	SCORE	REC.	ATTEND.
1	Oct. 6	VANCOUVER	L-OT	3-4	0-0-1	17,535	42	Jan. 9	@ Carolina	L	3-7	8-21-7-6	8,732
2	Oct. 9	@Boston	L	2-4	0-1-1	14,415	43	Jan. 12	CAROLINA	T	2-2	8-21-8-6	12,727
3	Oct. 13	CAROLINA	T	2-2	0-1-1	13,764	44	Jan. 13	PHILADELPHIA	L	1-4	8-22-8-6	16,105
4	Oct. 18	@Phoenix	L-OT	1-2	0-1-1-2	12,862	45	Jan. 15	DALLAS	W	2-0	9-22-8-6	12,328
5	Oct. 20	@Colorado	L	1-5	0-2-1-2	18,007	46	Jan. 17	@Chicago	L	0-5	9-23-8-6	12,750
6	Oct. 22	@Minnesota	T	0-0	0-2-2-2	18,064	47	Jan. 19	@Buffalo	L	0-1	9-24-8-6	18,690
7	Oct. 25	NEW JERSEY	L	1-2	0-3-2-2	13,791	48	Jan. 20	@Philadelphia	L	3-5	9-25-8-6	19,682
8	Oct. 27	@Nashville	T	3-3	0-3-2-2	15,143	49	Jan. 22	@Boston	W	3-2	10-26-8-6	14,770
9	Oct. 28	OTTAWA	W	3-1	1-3-3-2	14,501	50	Jan. 24	@Washington	L	1-2	10-26-8-6	16,780
10	Oct. 30	@New Jersey	L-OT	5-6	1-3-3-3	13,168	51	Jan. 26	OTTAWA	L-OT	4-5	10-26-8-7	12,958
11	Nov. 1	NY ISLANDERS	L	0-3	1-4-3-3	13,371	52	Jan. 27	TAMPA BAY	W-OT	3-2	11-26-8-7	14,612
12	Nov. 4	WASHINGTON	L	2-3	1-5-3-3	14,656	53	Jan. 30	@Tampa Bay	L	3-4	11-27-8-7	11,752
13	Nov. 8	MONTREAL	L	2-4	1-6-3-3	14,028	54	Jan. 31	BUFFALO	W	5-2	12-27-8-7	13,003
14	Nov. 10	CALGARY	T	3-3	1-6-4-3	14,085	55	Feb. 7	MINNESOTA	W	2-1	13-27-8-7	12,422
15	Nov. 13	ATLANTA	L	4-1	1-7-4-3	13,686	56	Feb. 9	NY RANGERS	L	2-4	13-28-8-7	17,273
16	Nov. 15	@Carolina	W	4-1	2-7-4-3	11,088	57	Feb. 10	@Atlanta	W	7-3	14-28-8-7	18,196
17	Nov. 17	@Columbus	W	3-0	3-7-4-3	17,615	58	Feb. 14	PHOENIX	W	4-3	15-28-8-7	12,785
18	Nov. 18	@Ottawa	L	2-5	3-8-4-3	18,204	59	Feb. 16	BOSTON	W	2-1	16-28-8-7	15,196
19	Nov. 21	@Montreal	W	4-1	4-8-4-3	19,009	60	Feb. 19	ST. LOUIS	W	3-0	17-28-8-7	14,305
20	Nov. 24	@Tampa Bay	L	1-2	4-9-4-3	19,424	61	Feb. 21	@Pittsburgh	L-OT	2-3	17-28-8-7	16,958
21	Nov. 25	TAMPA BAY	W-OT	2-1	5-9-4-3	15,612	62	Feb. 22	@Ottawa	L	2-4	17-29-8-8	18,500
22	Nov. 29	CAROLINA	L-OT	1-2	5-9-4-4	13,008	63	Feb. 24	@NY Islanders	L	4-5	17-30-8-8	13,224
23	Dec. 1	DETROIT	L	1-3	5-10-4-4	17,013	64	Feb. 26	@New Jersey	L	3-5	17-31-8-8	14,114
24	Dec. 2	@St. Louis	L	2-5	5-11-4-4	19,364	65	Feb. 28	@NY Rangers	L	2-4	17-32-8-8	18,200
25	Dec. 4	@Toronto	T	4-4	5-11-5-4	19,144	66	Mar. 2	ATLANTA	L	3-4	17-33-8-8	16,171
26	Dec. 6	@NY Islanders	L	1-4	5-12-5-4	13,034	67	Mar. 3	@Atlanta	T	2-2	17-33-9-8	16,331
27	Dec. 8	@Atlanta	L-OT	3-4	5-12-5-5	15,002	68	Mar. 7	SAN JOSE	T	3-3	17-33-10-8	12,855
28	Dec. 9	Colorado	L	2-4	5-13-5-5	15,290	69	Mar. 9	COLUMBUS	L-OT	6-7	17-33-10-9	13,358
29	Dec. 13	@Detroit	T	3-3	5-13-5-5	19,995	70	Mar. 11	@NY Islanders	W	4-1	18-33-10-9	15,178
30	Dec. 15	@Pittsburgh	W	4-1	6-13-6-5	15,004	71	Mar. 14	EDMONTON	T	2-2	18-33-11-9	13,100
31	Dec. 16	@Buffalo	L	2-3	6-14-6-5	17,403	72	Mar. 16	PITTSBURGH	L	3-6	18-34-11-9	**19,250
32	Dec. 18	@NY Rangers	L	3-6	6-15-6-5	18,200	73	Mar. 17	TORONTO	L	3-5	18-35-11-9	16,205
33	Dec. 20	PITTSBURGH	T	2-2	6-15-7-5	13,992	74	Mar. 20	@Montreal	T	3-3	18-35-12-9	20,080
34	Dec. 22	NEW JERSEY	L	0-2	6-16-7-5	14,428	75	Mar. 21	@Toronto	W	3-1	19-35-12-9	19,309
35	Dec. 23	@Washington	L	3-5	6-17-7-5	15,001	76	Mar. 23	WASHINGTON	W	4-1	20-35-12-9	14,354
36	Dec. 27	PHILADELPHIA	L	2-5	6-18-7-5	16,160	77	Mar. 28	MONTREAL	T	2-2	20-35-13-9	14,239
37	Dec. 29	BOSTON	W	3-0	7-18-7-5	15,336	78	Mar. 30	TAMPA BAY	L	2-4	20-36-13-9	15,937
38	Dec. 30	TORONTO	L	1-4	7-19-7-5	17,874	79	Apr. 2	BUFFALO	L	2-5	20-37-13-9	13,211
39	Jan. 3	@Anaheim	L-OT	2-3	7-19-7-6	11,396	80	Apr. 3	@Philadelphia	W	2-1	21-37-13-9	19,565
40	Jan. 4	@Los Angeles	W	4-3	8-19-7-6	14,137	81	Apr. 5	@Washington	L	0-3	21-38-13-9	14,727
41	Jan. 6	@San Jose	L	1-3	8-20-7-6	17,496	82	Apr. 7	NY RANGERS	W	3-0	22-38-13-9	18,389

PANTHERS SEASON-BY SEASON



2001-02

GENERAL MANAGER: Bill Torrey/Chuck Fletcher (Interim)

HEAD COACH: Duane Sutter/Mike Keenan

CAPTAIN: Pavel Bure/Paul Laus

RECORD: 22-44-10-6 (60 Points)

STANDINGS: 4th Southeast Division., 14th Eastern Conference

NO	POS	NAME	TEAM	GP	G	A	PTS	+/-	PIM	PP	SH	GW	SHOTS
10	RW	Pavel Bure	FLA	56	22	27	49	-14	56	9	1	1	238
22	LW	*Kristian Huselius	FLA	79	23	22	45	-4	14	6	1	3	169
18	LW	Marcus Nilson	FLA	81	14	19	33	-14	55	6	1	2	147
28	C	Jason Wiemer	FLA	70	11	20	31	-4	178	5	1	1	115
44	D	Sandis Ozolinsh	FLA	37	10	19	29	-3	24	2	0	1	101
39	RW	Ivan Novoseltsev	FLA	70	13	16	29	-10	44	1	1	5	109
12	C	Olli Jokinen	FLA	80	9	20	29	-16	98	3	1	0	153
24	D	Robert Svehla	FLA	82	7	22	29	-19	87	3	0	0	119
14	LW	*Niklas Hagman	FLA	78	10	18	28	-6	8	0	1	2	134
25	C	Viktor Kozlov	FLA	50	9	18	27	-16	20	6	0	1	143
20	RW	Valeri Bure	FLA	31	8	10	18	-3	12	2	0	1	100
45	D	Brad Ference	FLA	80	2	15	17	-13	254	0	0	0	65
26	RW	*Pierre Dagenais	FLA	26	7	8	15	-4	4	2	0	0	47
16	C	Kevyn Adams	FLA	44	4	8	12	-3	28	0	1	0	71
43	C	Bryon Ritchie	FLA	31	5	6	11	-2	34	2	0	0	55
55	D	Igor Ulanov	FLA	14	0	4	4	-3	11	0	0	0	9
11	LW	Bill Lindsay	FLA	63	4	7	11	-11	117	0	0	1	63
4	D	Bret Hedican	FLA	31	3	7	10	-4	12	0	0	0	46
8	LW	Peter Worrell	FLA	79	4	5	9	-15	354	0	0	1	65
3	D	Paul Laus	FLA	45	4	3	7	1	157	0	1	0	39
26	D	Dan Boyle	FLA	25	3	3	6	-1	12	1	0	0	31
49	D	Lance Ward	FLA	68	1	4	5	-20	131	0	0	0	39
17	C	Ryan Johnson	FLA	29	1	3	4	-5	10	0	0	0	24
38	LW	*Eric Beaudoin	FLA	8	1	3	4	-2	4	0	0	1	11
23	D	Jeff Norton	FLA	29	0	1	4	-5	8	0	0	0	13
21	RW	Denis Shvidki	FLA	8	1	2	3	-4	2	0	0	0	11
19	C	*Stephen Weiss	FLA	7	1	1	2	2	0	1	0	0	15
2	D	Lance Pittick	FLA	35	1	1	2	-14	12	0	0	0	15
42	D	Brad Norton	FLA	22	0	2	2	-2	45	0	0	0	6
36	D	Joey Tetarenko	FLA	38	1	0	1	-5	123	0	0	0	10
23	D	*Kyle Rossiter	FLA	2	0	0	0	-1	2	0	0	0	0
42	C	Matt Herr	FLA	3	0	0	0	-2	0	0	0	0	0
33	RW	*David Morisset	FLA	4	0	0	0	-7	5	0	0	0	2
29	D	*Lukas Krajicek	FLA	5	0	0	0	0	0	0	0	0	3
23	RW	*Rocky Thompson	FLA	6	0	0	0	12	0	0	0	0	0
41	C	*Nick Smith	FLA	15	0	0	0	-1	0	0	0	0	2
42	D	Brad Norton	FLA	22	0	2	2	-2	45	0	0	0	6

NO	GOALTENDERS	GP	W	L	T	SA	SVS	GA	SV%	GAA
1	Roberto Luongo	58	16	33	4	1653	1513	140	.915	2.77
37	Trevor Kidd	33	4	16	5	857	767	90	.895	3.21
31	Wade Flaherty	4	2	1	1	148	136	12	.919	2.94

*Indicates Rookie

GAME	DATE	OPP.	RES.	SCORE	REC.	ATTEND.	GAME	DATE	OPP.	RES.	SCORE	REC.	ATTEND.
1	Oct. 4	@ Philadelphia	L	2-5	0-10-0	19,545	42	Jan. 7	@ Washington	W	2-1	14-22-3-3	17,295
2	Oct. 6	NY ISLANDERS	L	0-3	0-2-0-0	**19,250	43	Jan. 9	DALLAS	L	2-3	14-23-3-3	15,225
3	Oct. 7	@ Tampa Bay	W	5-0	1-2-0-0	12,658	44	Jan. 11	OTTAWA	L	2-4	14-24-3-3	14,105
4	Oct. 10	OTTAWA	L	0-2	1-3-0-0	14,651	45	Jan. 12	WASHINGTON	L	0-1	14-25-3-3	15,519
5	Oct. 13	PHILADELPHIA	L	2-5	1-4-0-0	16,547	46	Jan. 16	CHICAGO	L	0-3	14-26-3-3	14,341
6	Oct. 16	@ Vancouver	T-OT	2-2	1-4-1-0	16,859	47	Jan. 18	@ Dallas	W	3-2	15-26-3-3	18,532
7	Oct. 18	@ Calgary	L	1-3	1-5-1-0	15,093	48	Jan. 19	ATLANTA	L	1-6	15-27-3-3	15,292
8	Oct. 20	@ Edmonton	L	2-6	1-6-1-0	16,339	49	Jan. 21	MONTREAL	W	7-5	16-27-3-3	14,722
9	Oct. 24	WASHINGTON	L-OT	3-4	1-6-1-1	14,064	50	Jan. 23	NEW JERSEY	L	1-3	16-28-3-3	15,969
10	Oct. 26	LOS ANGELES	W	3-2	2-6-1-1	18,093	51	Jan. 25	@ Carolina	T-OT	1-1	16-28-4-3	18,730
11	Oct. 28	@ Pittsburgh	T-OT	2-2	2-6-2-1	16,449	52	Jan. 26	@ Boston	L	2-4	16-29-4-3	17,565
12	Oct. 30	@ NY Islanders	L	2-3	2-7-2-1	9,271	53	Jan. 30	PHOENIX	L	1-3	16-30-4-3	17,191
13	Oct. 31	@ NY Rangers	W	3-1	3-7-2-1	17,114	54	Feb. 4	NY ISLANDERS	T-OT	6-6	16-30-5-3	14,030
14	Nov. 3	NY RANGERS	L	3-5	3-8-2-1	18,238	55	Feb. 6	TAMPA BAY	L	2-3	16-31-5-3	13,684
15	Nov. 7	PITTSBURGH	W	2-0	4-8-2-1	16,164	56	Feb. 7	@ Tampa Bay	W	3-1	17-31-5-3	14,911
16	Nov. 10	PHILADELPHIA	L-OT	2-3	4-8-2-2	17,977	57	Feb. 9	@ Boston	L	1-4	17-32-5-3	17,565
17	Nov. 12	BUFFALO	L	3-5	4-9-2-2	13,392	58	Feb. 12	@ Nashville	L	0-1	17-33-5-3	14,025
18	Nov. 14	TORONTO	L	2-3	4-10-2-2	15,374	59	Feb. 13	@ Chicago	L	4-5	17-34-5-3	15,197
19	Nov. 16	@ Buffalo	W	2-0	5-10-2-2	17,568	60	Feb. 26	@ Washington	L	3-4	17-35-5-3	15,803
20	Nov. 17	@ Montreal	L-OT	0-1	5-10-2-3	19,923	61	Feb. 27	DETROIT	L-OT	2-3	17-35-5-4	**19,250
21	Nov. 19	@ Toronto	L	1-5	5-11-2-3	19,219	62	Mar. 2	@ Tampa Bay	L	2-3	17-36-5-4	16,684
22	Nov. 21	ANAHEIM	W	6-0	6-11-2-3	15,232	63	Mar. 5	@ Pittsburgh	L-OT	5-6	17-36-5-5	12,652
23	Nov. 24	NEW JERSEY	L	1-5	6-12-2-3	18,875	64	Mar. 8	EDMONTON	W	5-4	18-36-5-5	15,914
24	Nov. 27	@ Colorado	L	1-4	6-13-2-3	18,007	65	Mar. 9	NASHVILLE	T-OT	2-2	18-36-6-5	15,378
25	Nov. 29	@ Minnesota	L	0-6	6-14-2-3	18,064	66	Mar. 13	CALGARY	T-OT	3-3	18-36-7-5	13,868
26	Dec. 1	ATLANTA	L	2-5	6-15-2-3	17,884	67	Mar. 15	BUFFALO	W	5-2	19-36-7-5	15,571
27	Dec. 5	COLUMBUS	W	2-0	7-15-2-3	13,419	68	Mar. 17	@ Ottawa	L	0-2	19-37-7-5	16,405
28	Dec. 8	CAROLINA	L	2-3	7-16-2-3	15,774	69	Mar. 20	MONTREAL	L	1-4	19-38-7-5	14,609
29	Dec. 12	@ Carolina	L	1-4	7-17-2-3	10,281	70	Mar. 21	@ Carolina	L	2-3	19-39-7-5	15,088
30	Dec. 14	@ New Jersey	W	3-2	8-17-2-3	14,211	71	Mar. 23	BOSTON	L	1-3	19-40-7-5	16,403
31	Dec. 15	@ NY Islanders	W	3-1	9-17-2-3	13,315	72	Mar. 25	@ New Jersey	L	1-3	19-41-7-5	15,014
32	Dec. 17	@ NY Rangers	L	2-4	9-18-2-3	17,844	73	Mar. 26	@ Montreal	L	2-1	20-41-7-5	20,388
33	Dec. 19	WASHINGTON	W	5-2	10-18-2-3	15,245	74	Mar. 28	@ Ottawa	W	4-3	21-41-7-5	14,352
34	Dec. 22	ST. LOUIS	L	0-2	10-19-2-3	17,504	75	Mar. 30	NY RANGERS	L	2-4	21-42-7-5	**19,250
35	Dec. 26	@ Atlanta	T-OT	3-3	10-19-3-3	14,051	76	Apr. 3	PITTSBURGH	W	3-2	22-42-7-5	15,614
36	Dec. 28	BOSTON	L	1-7	10-20-3-3	17,391	77	Apr. 5	@ Buffalo	L	1-3	22-43-7-5	17,217
37	Dec. 29	TORONTO	W	4-2	11-20-3-3	**19,250	78	Apr. 6	@ Toronto	T-OT	2-2	22-43-8-5	19,373
38	Dec. 31	ATLANTA	W	4-3	12-20-3-3	14,164	79	Apr. 8	@ Philadelphia	T-OT	4-4	22-43-9-5	19,517
39	Jan. 2	@ Los Angeles	L	1-3	12-21-3-3	17,006	80	Apr. 10	@ Atlanta	L	2-4	22-43-10-5	13,747
40	Jan. 4	@ Anaheim	W	2-1	13-21-3-3	10,696	81	Apr. 12	CAROLINA	L	1-3	22-44-10-5	**19,250
41	Jan. 5	@ San Jose	L	0-6	13-22-3-3	17,496	82	Apr. 14	TAMPA BAY	L-OT	2-3	22-44-10-6	18,219

PANTHERS SEASON-BY SEASON



2002-03

GENERAL MANAGER: Rick Dudley
HEAD COACH: Mike Keenan
CAPTAIN: None
RECORD: 24-36-13-9 (70 Points)
STANDINGS: 4th Southeast Division, 13th Eastern Conference

NO	POS	NAME	TEAM	GP	G	A	PTS	+/-	PIM	PP	SH	GW	SHOTS
12	C	Olli Jokinen	FLA	81	36	29	65	-17	79	13	3	6	240
25	RW	Viktor Kozlov	FLA	74	22	34	56	-8	18	7	1	1	232
22	LW	Kristian Huselius	FLA	78	20	23	43	-6	20	3	0	3	187
18	LW	Marcus Nilson	FLA	82	15	19	34	2	31	7	1	0	187
16	C	Matt Cullen	FLA	30	6	6	12	-4	22	2	1	1	54
39	RW	Ivan Novosiltsev	FLA	78	10	17	27	-16	30	1	0	0	115
27	RW	Jaroslav Bodnar	FLA	52	5	13	18	-2	14	2	0	1	66
20	RW	Valeri Bure	FLA	46	5	21	26	-11	10	3	0	2	150
44	D	Sandis Ozolinsh	FLA	51	7	19	26	-16	40	5	0	2	83
14	LW	Niklas Hagman	FLA	80	8	15	23	-8	20	2	0	0	132
9	C	*Stephen Weiss	FLA	77	6	15	21	-13	17	0	0	2	87
4	D	*Jay Bouwmeester	FLA	82	4	12	16	-29	14	2	0	0	110
6	D	Andreas Lilja	FLA	56	4	8	12	-8	56	0	0	0	59
56	D	Ivan Majesky	FLA	82	4	8	12	-18	92	0	0	2	52
7	D	Pavel Trnka	FLA	22	0	3	3	-1	24	0	0	0	25
34	D	Mathieu Biron	FLA	34	1	8	9	-18	14	0	1	0	52
32	LW	Stephane Matteau	FLA	52	4	4	8	-9	27	0	0	0	47
45	D	Brad Ference	FLA	60	2	6	8	2	118	0	0	0	41
36	D	Dmitry Yushkevich	FLA	23	1	6	7	-12	14	0	0	0	23
17	C	*Ryan Johnson	FLA	58	2	5	7	-13	26	0	0	0	54
21	RW	Denis Shvidki	FLA	23	4	2	6	-7	12	2	0	1	29
8	LW	Peter Worrell	FLA	63	2	3	5	-14	193	0	0	0	52
29	LW	Jeff Toms	FLA	8	2	2	4	-2	4	0	0	0	12
49	RW/D	Lance Ward	FLA	36	3	1	4	-4	78	0	0	1	34
19	C	Byron Ritchie	FLA	30	0	3	3	-4	19	0	0	0	29
5	D	Branislav Mezei	FLA	11	2	0	2	-2	10	0	0	1	10
55	D	Igor Ulanov	FLA	56	1	1	2	7	39	0	0	0	20
29	D	Igor Kravchuk	FLA	7	0	1	1	-3	4	0	0	0	8
23	RW	*Juraj Kolnik	FLA	10	0	1	1	1	0	0	0	0	11
38	LW	Eric Baudoin	FLA	15	0	1	7	-7	25	0	0	0	14
15	RW	Jim Campbell	FLA	1	0	0	0	0	0	0	0	0	3
28	D	Jamie Rivers	FLA	1	0	0	0	-2	2	0	0	0	2
36	RW	Joey Tetarenko	FLA	2	0	0	0	-1	4	0	0	0	0
33	D	*Kyle Rossiter	FLA	3	0	0	0	-2	0	0	0	0	0
26	RW	Pierre Dagenais	FLA	9	0	0	0	-1	4	0	0	0	0
24	LW	Darryl Hordichuk	FLA	3	0	0	0	-1	15	0	0	0	2

NO	GOALTENDERS	GP	W	L	T	GAA	MINS	SO	GA	SA	SV%
1	Roberto Luongo	65	20	34	7	2.71	3,627:28	6	164	2,011	.918
30	Jani Hurne	28	4	11	6	2.88	1,376:02	1	66	707	.907

*Indicates Rookie

GAME	DATE	OPP.	RES.	SCORE	REC.	ATTEND.	GAME	DATE	OPP.	RES.	SCORE	REC.	ATTEND.
1	10/10	TAMPA BAY	L-OT	3-4	0-0-0-1	18,013	42	1/10	NEW JERSEY	L	1-2	12-13-9-8	16,144
2	10/12	@Atlanta	W	4-4	1-0-0-1	18,545	41	1/11	@Washington	L	2-12	12-14-9-8	16,687
3	10/15	@Minnesota	L	1-4	1-1-0-1	18,064	44	1/13	@New Jersey	L	2-6	12-15-9-8	10,191
4	10/17	@Chicago	L	1-4	1-2-0-1	10,192	45	1/15	BOSTON	W	3-0	13-15-9-8	13,844
5	10/19	@Columbus	L	1-4	1-3-0-1	17,424	46	1/18	PITTSBURGH	W	3-0	14-15-9-8	18,313
6	10/21	ATLANTA	W	3-2	2-3-0-1	12,144	47	1/20	MONTREAL	L	2-3	14-16-9-8	**19,250
7	10/23	@Toronto	W	4-1	3-3-0-1	18,781	48	1/22	OTTAWA	L	1-2	14-17-9-8	13,944
8	10/24	@NY Islanders	L	3-5	3-4-0-1	12,234	49	1/24	@Carolina	L	1-3	14-18-9-8	15,246
9	10/26	WASHINGTON	T	1-1	3-4-1-1	14,913	50	1/25	CAROLINA	W	3-2	15-18-9-8	16,122
10	10/28	TAMPA BAY	L	1-6	3-5-1-1	13,244	51	1/28	@Montreal	L	3-6	15-19-9-8	20,025
11	10/30	@Dallas	W	3-2	4-5-1-1	18,532	52	1/30	@Detroit	T	2-2	15-19-10-8	20,058
12	11/2	ATLANTA	L	1-3	4-6-1-1	13,722	53	2/5	TORONTO	L	0-6	15-20-10-8	13,944
13	11/6	PITTSBURGH	W	4-3	5-6-1-1	14,244	54	2/6	@Pittsburgh	W	6-0	16-20-10-8	12,231
14	11/7	@Washington	L-OT	1-2	5-6-1-2	15,604	55	2/8	TAMPA BAY	T	4-4	16-20-11-8	14,522
15	11/9	CALGARY	W	3-0	6-6-1-2	14,794	56	2/12	NY RANGERS	L	1-3	16-21-11-8	15,834
16	11/11	CHICAGO	T	2-2	6-6-2-2	12,974	57	2/14	BOSTON	L-OT	5-6	16-21-11-9	14,813
17	11/13	@Philadelphia	T	1-1	6-6-3-2	18,834	58	2/15	WASHINGTON	L	1-2	16-22-11-9	16,144
18	11/14	@Ottawa	L-OT	2-3	6-6-3-3	13,323	59	2/18	@Montreal	W	3-0	17-22-11-9	21,026
19	11/16	SAN JOSE	L	7-3	6-7-3-3	16,322	60	2/20	@Ottawa	W	4-3	18-22-11-9	15,250
20	11/19	@Atlanta	L-OT	3-4	6-7-4-3	9,012	61	2/22	@Philadelphia	W	4-2	19-22-11-9	19,433
21	11/20	NY ISLANDERS	T	3-3	6-7-4-4	14,444	62	2/24	BUFFALO	T	2-2	19-22-12-9	11,944
22	11/22	@Phoenix	T	3-3	6-7-5-4	11,377	63	2/26	ANAHEIM	L	1-2	19-23-12-9	14,444
23	11/24	@Anaheim	T	4-4	6-7-6-4	13,254	64	2/27	@Tampa Bay	L	1-3	19-24-12-9	14,192
24	11/27	@Los Angeles	W	5-2	7-7-6-4	16,782	65	3/1	@NY Rangers	L	2-5	19-25-12-9	18,200
25	11/30	VANCOUVER	L	2-5	7-8-6-4	15,313	66	3/3	@Toronto	W	2-1	20-25-12-9	19,294
26	12/4	CAROLINA	W	4-2	8-8-6-4	10,944	67	3/5	COLORADO	L	1-3	20-26-12-9	15,913
27	12/6	@Carolina	W	2-0	9-8-6-4	17,006	68	3/7	@Atlanta	W	2-1	21-26-12-9	14,224
28	12/7	EDMONTON	L	0-4	9-9-6-4	14,144	69	3/8	BUFFALO	L	0-4	21-27-12-9	**19,250
29	12/10	PHILADELPHIA	L	2-5	9-10-6-4	12,622	70	3/10	@NY Rangers	W	2-1	22-27-12-9	18,200
30	12/13	NY ISLANDERS	T	3-3	9-10-7-4	14,313	71	3/12	MONTREAL	L	0-4	22-28-12-9	15,844
31	12/18	TORONTO	T	2-2	9-10-8-4	12,444	72	3/15	@Boston	L	1-4	22-29-12-9	15,576
32	12/20	@Buffalo	W	3-0	10-10-8-4	10,752	73	3/16	@Pittsburgh	W	4-2	23-29-12-9	16,958
33	12/21	@Boston	T	3-3	10-10-9-4	13,208	74	3/19	MINNESOTA	L	1-3	23-30-12-9	15,344
34	12/23	NASHVILLE	L-OT	2-3	10-10-9-5	13,344	75	3/22	OTTAWA	L	1-3	23-31-12-9	18,613
35	12/27	DALLAS	L	0-4	10-11-9-5	**19,250	76	3/24	NEW JERSEY	L	1-4	23-32-12-9	16,644
36	12/28	NY RANGERS	L-OT	1-2	10-11-9-6	**19,250	77	3/26	@Buffalo	L	1-2	23-33-12-9	11,235
37	12/30	@NY Islanders	L-OT	1-2	10-11-9-7	15,238	78	3/27	@St. Louis	L	1-2	23-34-12-9	19,903
38	1/1	@New Jersey	W	2-1	11-11-9-7	13,044	79	3/29	@Tampa Bay	T	1-1	23-34-12-9	19,420
39	1/2	@Colorado	W	4-1	12-11-9-7	18,007	80	4/1	@Washington	L	0-3	23-35-12-9	17,745
40	1/4	@Vancouver	L	2-3	12-12-9-7	18,422	81	4/4	CAROLINA	W	4-1	24-35-13-9	16,544
41	1/8	DETROIT	L-OT	1-2	12-12-9-8	**19,250	82	4/6	PHILADELPHIA	L	2-6	24-36-13-9	**19,250

PANTHERS SEASON-BY SEASON



2003-04

GENERAL MANAGER: Rick Dudley

HEAD COACH: Mike Keenan/Rick Dudley/John Torchetti

CAPTAIN: Olli Jokinen

RECORD: 28-36-16-4 (76 Points)

STANDINGS: 4th Southeast Division, 13th Eastern Conference

NO	POS	NAME	TEAM	GP	G	A	PTS	+/-	PIM	PP	SH	GW	S
12	C	Olli Jokinen	FLA	82	26	32	58	-16	81	8	2	8	280
8	RW	Valeri Bure	FLA	55	20	25	45	0	20	8	0	4	175
26	D	Mike Van Ryn	FLA	79	13	24	37	-16	52	6	1	0	136
22	LW	Kristian Huselius	FLA	76	10	21	31	-6	24	2	0	2	168
9	C	Stephen Weiss	FLA	50	12	17	29	-10	10	3	0	2	82
25	RW	Viktor Kozlov	FLA	48	11	16	27	-4	16	3	1	1	117
13	RW	Juraj Kolnik	FLA	53	14	11	25	-7	14	2	0	1	100
14	LW	Niklas Hagman	FLA	75	10	13	23	-5	22	0	1	2	122
16	C	*Nathan Horton	FLA	55	14	8	22	-5	57	6	1	0	81
4	D	Jay Bouwmeester	FLA	61	2	18	20	-15	30	0	0	0	85
17	C	Matt Cullen	FLA	56	6	13	19	-2	24	1	0	2	75
18	LW	Marcus Nilson	FLA	69	13	19	26	-9	26	1	1	1	110
2	D	Lytle Dedelein	FLA	82	4	12	16	-7	88	2	0	0	67
7	D	Pavel Trnka	FLA	67	3	13	16	2	51	1	0	0	66
28	RW	Donald Audette	MTL	23	3	5	8	-4	16	0	0	0	41
			FLA	28	6	7	13	-9	22	5	0	0	66
34	D	Mathieu Biron	FLA	57	3	10	13	-13	51	0	0	1	75
19	C	Bryce Ritchie	FLA	50	5	4	11	-10	84	0	0	2	65
11	RW	Michael Samuelsson	FLA	37	3	6	9	0	35	0	0	1	50
40	C	Vaclav Nedorost	FLA	32	4	3	7	-6	12	2	0	0	38
6	D	Andreas Lilja	FLA	79	3	4	7	-8	90	0	0	0	79
23	D	*Lukas Krajciček	FLA	18	1	6	7	-2	12	1	0	0	16
5	D	Branislav Mezei	FLA	45	0	7	7	-4	80	0	0	0	26
38	LW	Eric Beaudoin	FLA	30	2	4	6	-6	12	0	0	0	30
39	RW	Ivan Novoseltsev	FLA	17	1	4	5	-6	8	0	0	0	25
27	RW	Christian Berglund	NJD	23	2	3	5	-4	4	0	0	0	33
			FLA	10	3	1	4	-2	10	0	0	0	17
24	LW	Darcy Hordichuk	FLA	57	3	1	4	-10	158	0	0	1	27
29	LW	Eric Messier	FLA	21	0	3	3	-2	16	0	0	0	13
20	C	Craig MacDonald	FLA	34	0	3	3	-5	25	0	0	0	42
20	RW	*Kamil Piroš	ATL	14	0	1	1	-3	4	0	0	0	10
			FLA	3	1	0	1	-1	0	0	0	0	1
27	RW	Jaroslav Bednar	FLA	13	1	1	2	2	4	0	0	0	19
20	LW	*Josh Olson	FLA	5	1	0	1	1	0	0	0	0	6
21	LW	Lee Goren	FLA	2	0	1	1	-4	0	0	0	0	1
43	C	*Mike Green	FLA	11	0	1	1	2	0	0	0	0	7
21	RW	Denis Shvidki	FLA	2	0	0	0	0	0	0	0	0	4
33	D	*Kristian Kudroc	FLA	2	0	0	0	0	2	0	0	0	0
44	C/LW	*Gregory Campbell	FLA	2	0	0	0	-1	5	0	0	0	0
32	D	*Grant McNeill	FLA	3	0	0	0	0	5	0	0	0	0
36	D	*Kyle Rossiter	FLA	4	0	0	0	-1	7	0	0	0	1
15	RW	*Ty Jones	FLA	6	0	0	0	0	7	0	0	0	1

NO	GOALTENDERS	GP	W	L	T	GAA	MINS	SO	GA	SA	SV%
1	Roberto Luongo	72	25	33	14	2.43	4252	7	172	2475	.931
31	Steve Shields	16	3	6	1	3.44	732	0	42	346	.879

*Indicates Rookie

GAME	DATE	OPP.	RES.	SCORE	REC.	ATTEND.	GAME	DATE	OPP.	RES.	SCORE	REC.	ATTEND.
1	10/9	Carolina	W	3-1	1-0-0-0	17,212	42	1/8	@ Philadelphia	W-OT	4-3	14-17-9-2	19,221
2	10/11	Boston	T-OT	1-1	1-0-1-0	13,168	43	1/10	@ Calgary	L	2-4	14-18-9-2	16,809
3	10/13	@ Carolina	T-OT	2-2	1-0-2-0	10,223	44	1/11	@ Vancouver	T-OT	2-2	14-18-10-2	18,630
4	10/15	Phoenix	L	1-2	1-1-2-0	10,069	45	1/13	@ Edmonton	L	2-4	14-19-10-2	16,839
5	10/18	@ NY Islanders	L	1-2	1-2-2-0	16,295	46	1/17	Tampa Bay	W	2-1	15-19-10-2	**19,250
6	10/20	@ NY Rangers	L	1-3	1-3-2-0	17,351	47	1/19	St. Louis	L-OT	1-2	15-19-10-3	15,202
7	10/22	@ New Jersey	W	2-1	2-3-2-0	10,016	48	1/21	Colorado	L	5-6	15-20-11-3	16,832
8	10/24	Minnesota	L	3-4	2-4-2-0	15,539	49	1/23	Washington	W	4-1	16-20-11-3	18,452
9	10/26	@ Atlanta	W	3-2	3-4-2-0	16,680	50	1/24	@ Boston	W	2-1	17-20-10-3	18,814
10	10/29	@ Philadelphia	L	1-5	3-5-2-0	18,961	51	1/26	@ NY Rangers	L	2-5	17-21-10-3	17,741
11	10/30	@ Ottawa	W	3-2	4-5-2-0	17,086	52	1/28	Philadelphia	T-OT	3-3	17-21-11-3	17,227
12	11/1	San Jose	L	2-6	4-6-2-0	13,412	53	1/31	@ NY Islanders	L	2-4	17-22-11-3	16,234
13	11/5	Los Angeles	L	2-3	4-7-2-0	13,276	54	2/3	@ San Jose	L	0-3	17-23-11-3	14,438
14	11/7	Pittsburgh	W	6-3	5-7-2-0	18,161	55	2/4	@ Phoenix	W-OT	5-4	18-23-11-3	13,792
15	11/8	@ St. Louis	L	0-2	5-8-2-0	18,484	56	2/10	Montreal	W	2-1	19-23-11-3	17,104
16	11/11	Tampa Bay	W	5-0	6-8-2-0	17,214	57	2/12	Pittsburgh	W	5-1	20-23-11-3	15,663
17	11/13	@ New Jersey	L	1-3	6-9-2-0	10,202	58	2/14	@ Tampa Bay	L	2-3	20-24-11-3	18,888
18	11/15	@ Pittsburgh	W	3-2	7-9-2-0	11,004	59	2/16	@ Carolina	L	1-3	20-25-11-3	10,328
19	11/16	@ Atlanta	L	2-5	7-10-2-0	13,523	60	2/18	@ Buffalo	T-OT	1-1	20-25-12-3	13,110
20	11/19	NY Islanders	L	1-4	7-11-2-0	13,012	61	2/20	@ Pittsburgh	W	2-0	21-25-12-3	11,917
21	11/21	Atlanta	L	3-6	7-12-2-0	13,417	62	2/21	@ Washington	T-OT	2-2	21-25-13-3	15,257
22	11/22	@ Washington	W-OT	3-2	8-12-2-0	15,002	63	2/23	@ Boston	W	2-0	22-25-13-3	15,384
23	11/24	Buffalo	W	2-1	9-12-2-0	12,927	64	2/25	Toronto	W	4-0	23-25-13-3	18,561
24	11/26	NY Rangers	T-OT	3-3	9-12-3-0	19,076	65	2/27	Washington	L	1-4	23-26-13-3	**19,250
25	11/28	@ Buffalo	L	3-4	9-13-3-0	15,776	66	2/29	@ Chicago	T-OT	2-2	23-26-14-3	12,177
26	11/29	@ Montreal	T-OT	1-1	9-13-4-0	20,428	67	3/2	@ Washington	W	1-0	24-26-14-3	12,628
27	12/3	Ottawa	L	0-4	9-14-4-0	11,520	68	3/3	New Jersey	L	2-5	24-27-14-3	18,621
28	12/6	Atlanta	L-OT	3-4	9-14-4-1	14,545	69	3/6	Tampa Bay	L	3-5	24-28-14-3	17,509
29	12/10	Boston	T-OT	1-1	9-14-5-1	17,465	70	3/9	@ Toronto	L	0-5	24-29-14-3	19,335
30	12/12	Montreal	W	4-2	10-14-5-1	15,742	71	3/11	@ Montreal	W-OT	3-2	25-29-14-3	21,273
31	12/13	@ Nashville	T-OT	2-2	10-14-6-1	14,079	72	3/13	NY Rangers	W-OT	3-2	26-29-14-3	**19,250
32	12/15	@ Detroit	L	1-4	10-15-6-1	20,066	73	3/17	NY Islanders	W	6-4	27-29-14-3	15,107
33	12/17	Washington	T-OT	2-2	10-15-7-1	13,437	74	3/19	@ Atlanta	L	2-3	27-30-14-3	17,116
34	12/19	Buffalo	W	1-0	11-15-7-1	14,623	75	3/20	Buffalo	L	1-2	27-31-14-3	18,584
35	12/22	@ Ottawa	L-OT	2-3	11-15-7-2	17,189	76	3/23	New Jersey	L-OT	3-4	27-31-14-4	15,334
36	12/23	@ Toronto	L	2-5	11-16-7-2	19,360	77	3/25	@ Carolina	L	2-3	27-32-14-4	12,521
37	12/27	Anaheim	W	3-2	12-16-7-2	18,007	78	3/27	Atlanta	L	0-3	27-33-14-4	17,204
38	12/29	Toronto	T-OT	4-4	12-16-8-2	**19,250	79	3/29	Carolina	W	3-1	28-33-14-4	11,209
39	12/31	@ Tampa Bay	T-OT	2-2	12-16-9-2	15,234	80	3/31	Ottawa	L	4-5	28-34-14-4	15,876
40	1/2	Philadelphia	L	1-2	12-17-9-2	17,872	81	4/1	@ Tampa Bay	L	3-4	28-35-14-4	17,726
41	1/3	Columbus	W	1-0	13-17-9-2	15,87	82	4/4	Carolina	T-OT	6-6	28-35-15-4	16,207

PANTHERS SEASON-BY SEASON



2005-06

GENERAL MANAGER: Mike Keenan

HEAD COACH: Jacques Martin

CAPTAIN: Olli Jokinen

RECORD: 37-34-11 (85 Points)

STANDINGS: 4th Southeast Division, 11th Eastern Conference

NO	POS	NAME	TEAM	GP	G	A	PTS	+/-	PIM	PP	SH	GW	S
12	C	Olli Jokinen	FLA	81	38	51	89	14	88	14	1	9	351
25	C	Joe Nieuwendyk	FLA	65	26	30	56	11	26	7	0	3	195
15	C	Jozef Stumpel	FLA	74	15	37	52	11	26	3	1	1	115
16	RW	Nathan Horton	FLA	71	28	19	47	8	89	3	0	1	162
4	D	Jay Bouwmeester	FLA	82	5	41	46	1	79	0	0	0	189
23	LW	Martin Gellinas	FLA	82	17	24	41	27	80	4	0	3	186
10	LW	Gary Roberts	FLA	58	14	26	40	4	51	4	0	1	122
77	C	Chris Gratton	FLA	76	17	22	39	6	104	4	1	2	135
26	D	Mike Van Ryn	FLA	80	8	29	37	15	90	3	0	2	154
13	RW	Juraj Kolnik	FLA	77	15	20	35	1	40	4	1	3	145
11	RW	Jonathan Sim	FLA	33	10	8	18	-1	26	4	0	3	91
55	D	Ric Jackman	FLA	15	1	1	2	0	6	0	0	0	25
9	C	Stephen Weiss	FLA	41	9	12	21	-2	22	5	0	1	74
85	LW	*Rostislav Olesz	FLA	59	8	13	21	-4	24	0	1	3	105
22	D	Sean Hill	FLA	78	2	18	20	3	80	1	0	0	110
2	D	Lukas Krajcek	FLA	67	2	14	16	1	50	2	0	0	89
20	D	Joel Kwiatkowski	FLA	73	4	8	12	3	86	1	0	1	87
44	LW	*Gregory Campbell	FLA	64	3	6	9	-11	40	0	0	0	59
22	RW	Kristian Huselius	FLA	24	5	3	8	-11	4	2	0	0	57
7	D	Steve Montador	FLA	51	1	5	6	4	68	0	0	0	42
14	LW	Niklas Hagman	FLA	30	2	4	6	-8	2	0	0	0	52
43	LW	Serge Payer	FLA	71	2	4	6	-7	26	0	0	0	70
57	RW	*Anthony Stewart	FLA	10	2	1	3	2	2	1	0	0	16
21	D	Alexei Semenov	FLA	16	1	1	2	-1	21	1	0	0	13
42	C	Mikhail Yekubov	FLA	13	0	1	1	-1	4	0	0	0	13
33	D	Eric Cairns	FLA	23	0	1	1	1	37	0	0	0	11
51	RW	*Rob Glokke	FLA	18	1	0	1	0	6	0	0	0	18
5	D	Branislav Mezei	FLA	16	0	1	1	3	37	0	0	0	13
40	C	*Greg Jacina	FLA	11	0	1	1	-1	4	0	0	0	10
33	D	Jamie Allison	FLA	7	0	0	0	0	11	0	0	0	4
7	D	Alexander Karpovtsev	FLA	6	0	0	0	-3	4	0	0	0	4
37	C	*Petr Taticek	FLA	3	0	0	0	0	0	0	0	0	3

NO	GOALTENDER	GPI	MINS	GAA	W	L	OT	SO	GA	SA	SV%
1	Roberto Luongo	75	4,304:47	2.97	35	30	9	4	213	2488	.914
29	Jamie McLennan	17	677:50	3.01	2	4	2	0	34	326	.906

*Indicates Rookie

GAME	DATE	OPP.	RES.	SCORE	REC.	ATTEND	GAME	DATE	OPP.	RES.	SCORE	REC.	ATTEND
1	10/05	Atlanta	W	2-0	01-00-00	**19,250	42	01/03	@ New Jersey	L	0-3	16-21-05	10,039
2	10/07	Tampa Bay	W	2-0	02-00-00	18,512	43	01/04	@ NY Islanders	OTL	3-4	16-21-06	10,285
3	10/08	@ Tampa Bay	L	1-2	02-01-00	20,933	44	01/07	@ NY Rangers	L	0-4	16-22-06	18,200
4	10/10	@ NY Islanders	W	3-1	03-01-00	11,256	45	01/08	@ Washington	SOW	4-3	17-22-06	11,407
5	10/13	Boston	L	2-5	03-02-00	15,617	46	01/12	St. Louis	W	3-1	18-22-06	15,081
6	10/15	Buffalo	W	3-2	04-02-00	17,426	47	01/14	Columbus	OTL	4-5	18-22-07	17,991
7	10/17	@ NY Rangers	L	0-4	04-03-00	16,351	48	01/19	@ Phoenix	L	3-6	18-23-07	13,195
8	10/18	@ New Jersey	L	3-4	04-04-00	11,166	49	01/21	@ Anaheim	L	0-1	18-24-07	17,011
9	10/20	Washington	W	3-2	05-04-00	11,716	50	01/24	@ Tampa Bay	OTW	3-2	19-24-07	19,900
10	10/25	@ Pittsburgh	OTW	4-3	06-04-00	14,636	51	01/25	Carolina	SOL	3-4	19-24-08	12,517
11	10/27	@ Philadelphia	OTL	4-5	06-04-01	19,533	52	01/27	New Jersey	W	4-0	20-24-08	18,506
12	10/31	@ Toronto	Ly	1-2	06-05-01	19,143	53	01/30	Toronto	L	2-4	20-25-08	16,802
13	11/01	@ Montreal	OTL	4-5	06-05-02	21,273	54	02/03	Atlanta	W	5-2	21-25-08	17,146
14	11/03	@ Boston	L	1-4	06-06-02	15,102	55	02/04	@ Atlanta	L	4-6	21-26-08	18,652
15	11/05	@ Carolina	L	0-2	06-07-02	16,015	56	02/07	@ Washington	W	5-0	22-26-08	15,852
16	11/09	NY Rangers	SOL	3-4	06-07-03	16,406	57	02/11	@ Buffalo	L	3-5	22-27-08	18,690
17	11/11	Carolina	L	0-1	06-08-03	17,124	58	02/28	@ Tampa Bay	W	8-2	23-27-08	19,805
18	11/12	@ Philadelphia	L	4-5	06-09-03	19,654	59	03/02	Montreal	L	0-1	23-28-08	16,701
19	11/15	@ Montreal	OTL	3-4	06-09-04	21,273	60	03/03	@ Carolina	L	2-5	23-29-08	18,094
20	11/17	@ Ottawa	L	1-4	06-10-04	18,650	61	03/06	@ Atlanta	SOL	3-4	23-29-09	12,702
21	11/19	NY Islanders	L	3-5	06-11-04	16,763	62	03/08	Ottawa	W	6-2	24-29-09	15,196
22	11/23	New Jersey	L	1-5	06-12-04	15,203	63	03/10	Carolina	W	5-3	25-29-09	13,941
23	11/25	Pittsburgh	W	6-3	07-12-04	18,124	64	03/11	Carolina	OTW	4-3	26-29-09	16,862
24	11/26	@ Atlanta	L	4-7	07-13-04	14,032	65	03/15	Philadelphia	L	0-4	26-30-09	15,614
25	11/28	Toronto	L	1-2	07-14-04	11,215	66	03/17	NY Islanders	W	4-2	27-30-09	16,444
26	12/01	Washington	W	3-2	08-14-04	10,092	67	03/18	@ Washington	SOW	4-3	28-30-09	15,042
27	12/03	Chicago	OTW	4-3	09-14-04	17,212	68	03/20	Tampa Bay	OTW	6-5	29-30-09	13,071
28	12/05	Ottawa	L	3-6	09-15-04	10,883	69	03/22	Washington	W	3-2	30-30-09	14,802
29	12/07	@ Dallas	L	3-4	09-16-04	17,377	70	03/24	NY Rangers	SOW	3-2	31-30-09	18,851
30	12/08	@ San Jose	L	2-6	09-17-04	16,007	71	03/27	@ Boston	SOW	4-3	32-30-09	13,665
31	12/10	@ Los Angeles	L	1-3	09-18-04	16,827	72	03/29	@ Pittsburgh	W	5-3	33-30-09	14,024
32	12/13	Nashville	W	7-3	10-18-04	14,827	73	03/31	@ Carolina	L	2-3	33-31-09	17,693
33	12/15	Detroit	OTW	3-2	11-18-04	17,716	74	04/01	Tampa Bay	W	4-2	34-31-09	18,109
34	12/17	@ Atlanta	L	1-2	11-19-04	14,086	75	04/03	@ Tampa Bay	L	1-4	34-32-09	19,802
35	12/18	@ Washington	W	3-2	12-19-04	10,829							
36	12/22	Buffalo	W	4-1	13-19-04	17,823							
37	12/23	@ Carolina	L	3-4	13-20-04	15,444							
38	12/26	Philadelphia	SOL	2-3	13-20-05	18,791							
39	12/28	Boston	W	6-4	14-20-05	18,904							
40	12/30	Montreal	W	2-1	15-20-05	**19,250							
41	01/01	@ Buffalo	W	2-1	16-20-05	18,690							

PANTHERS SEASON-BY SEASON



2006-07

GENERAL MANAGER: Jacques Martin

CAPTAIN: Olli Jokinen

STANDINGS: 3rd Southeast Division, 12th Eastern Conference

HEAD COACH: Jacques Martin

RECORD: 35-31-16 (86 Points)

NO	POS	NAME	TEAM	GP	G	A	PTS	+/-	PIM	PP	SH	GW	S
12	C	Olli Jokinen	FLA	82	39	52	91	18	78	9	1	8	351
16	LW	Nathan Horton	FLA	82	31	31	62	15	61	7	1	3	217
15	RW	Jozef Stumpel	FLA	73	23	34	57	2	22	9	2	4	131
9	C	Stephen Weiss	FLA	74	20	28	48	-1	28	10	0	1	176
23	LW	Martin Gelas	FLA	82	14	30	44	7	36	7	0	1	171
4	D	Jay Bouwmeester	FLA	82	12	30	42	7	66	3	0	3	174
18	LW	Ville Peltonen	FLA	72	17	20	37	7	28	4	0	0	145
77	C	Chris Gratton	FLA	81	13	22	35	1	94	1	0	1	131
24	D	Ruslan Salei	FLA	82	6	26	32	-13	102	2	0	0	148
85	LW	Rostislav Olesz	FLA	75	11	19	30	2	28	2	0	2	164
26	D	Mike Van Ryn	FLA	78	4	25	29	-5	64	1	0	0	121
13	RW	Juraj Kolnik	FLA	64	11	14	25	2	18	0	0	1	113
5	D	Bryan Allen	FLA	82	4	21	25	7	112	0	0	0	99
46	LW	*David Booth	FLA	48	3	7	10	0	12	0	0	1	86
11	C	Gregory Campbell	FLA	79	6	3	9	-10	66	0	1	0	103
7	D	Steve Montador	FLA	72	1	8	9	1	119	0	0	0	88
25	C	Joe Neuwendyk	FLA	15	5	3	8	-4	4	2	0	0	30
21	D	Alexei Semenov	FLA	23	0	5	5	9	28	0	0	0	23
6	D	Noah Welch	FLA	2	1	0	1	3	2	0	0	0	4
38	C	*Janis Sprukts	FLA	13	1	2	3	1	2	0	0	0	10
2	D	Branislav Mezei	FLA	45	0	3	3	5	55	0	0	0	24
50	C	*Drew Larman	FLA	16	2	0	2	-3	2	0	0	0	15
54	C	*Kamil Krepis	FLA	14	1	1	2	-1	6	0	0	0	20
51	RW	*Rob Gloke	FLA	19	0	1	1	-3	0	0	0	0	8
57	RW	*Anthony Stewart	FLA	10	0	1	1	1	2	0	0	0	0
47	D	*Martin Lojek	FLA	3	0	1	1	2	0	0	0	0	0
40	C	*Greg Jacina	FLA	3	0	0	0	-1	2	0	0	0	2
44	RW	Todd Bertuzzi	FLA	7	1	6	7	-4	13	1	0	0	8
8	D	Joel Kwiatkowski	FLA	41	5	5	10	-5	20	1	0	2	46
55	D	Rick Jackman	FLA	7	1	0	1	-3	10	0	0	1	13
10	LW	Gary Roberts	FLA	50	13	16	29	5	71	2	0	3	94

NO	GOALTENDER	GPI	MINS	GAA	W	L	OT	SO	GA	SA	SV%
20	Ed Belfour	58	3289:17	2.77	27	17	0	10	1	152	0.902
35	Alex Auld	27	1470:31	3.34	7	13	0	5	1	82	0.888
31	Craig Anderson	5	216:53	2.21	1	1	0	1	0	8	0.931

*Indicates Rookie

GAME	DATE	OPP.	RES.	SCORE	REC.	ATTEND.	GAME	DATE	OPP.	RES.	SCORE	REC.	ATTEND.
1	10/6	BOSTON	W	8-3	1-0-0	19,250*	42	1/2	@ Edmonton	L	1-4	15-20-7	16,839
2	10/7	@ Atlanta	L	0-6	1-1-0	14,239	43	1/4	@ Calgary	L-OT	4-5	15-20-8	19,289
3	10/9	@ Toronto	L-SO	1-2	1-1-1	19,102	44	1/7	@ Vancouver	L-SO	3-4	15-20-9	18,630
4	10/11	CAROLINA	W	6-3	2-1-1	14,312	45	1/10	PITTSBURGH	W	5-2	16-20-9	16,098
5	10/13	TAMPA BAY	W	3-2	3-1-1	15,208	46	1/11	@ Carolina	L	4-6	16-21-9	13,552
6	10/14	@ Tampa Bay	L	1-4	3-2-1	19,926	47	1/13	WASHINGTON	W	7-3	17-21-9	15,061
7	10/18	@ Washington	L	2-5	3-3-1	10,125	48	1/16	CAROLINA	L-OT	2-3	17-21-10	10,317
8	10/20	PHILADELPHIA	W	3-2	4-3-1	17,194	49	1/18	TORONTO	L	2-3	17-22-10	12,242
9	10/21	@ Atlanta	L	2-4	4-4-1	16,178	50	1/20	@ Washington	W	4-1	18-22-10	13,877
10	10/23	ATLANTA	L	3-6	4-5-1	13,102	51	1/27	NEW JERSEY	W	4-2	19-22-10	18,136
11	10/25	@ NY Rangers	W	4-2	5-5-1	18,200	52	1/30	@ Pittsburgh	L	0-3	19-23-10	15,405
12	10/26	@ New Jersey	L	0-2	5-6-1	11,594	53	2/1	WASHINGTON	W	6-3	20-23-10	11,300
13	10/28	@ NY Islanders	L-SO	3-4	5-6-2	10,455	54	2/3	LOS ANGELES	L	0-7	20-24-10	15,108
14	10/31	SAN JOSE	L	1-2	5-7-2	10,081	55	2/6	@ Colorado	L-OT	4-5	20-24-11	17,065
15	11/2	TORONTO	W	4-2	6-7-2	13,233	56	2/8	@ Minnesota	L	2-4	20-25-11	18,568
16	11/8	NY RANGERS	L-SO	3-4	6-7-3	16,893	57	2/10	PHOENIX	W	5-2	21-25-11	15,312
17	11/10	@ Buffalo	L-OT	4-5	6-7-4	18,690	58	2/13	@ Montreal	W	1-0	22-25-11	21,273
18	11/11	@ New Jersey	L	2-4	6-8-4	14,112	59	2/14	@ Ottawa	L	0-4	22-26-11	18,561
19	11/13	WASHINGTON	L	1-4	6-9-4	12,108	60	2/17	TAMPA BAY	W-OT	5-4	23-26-11	17,813
20	11/16	MONTREAL	W	5-1	7-9-4	13,506	61	2/20	@ Tampa Bay	L-SO	2-3	23-26-12	19,319
21	11/18	NY ISLANDERS	L	1-4	7-10-4	16,833	62	2/22	PITTSBURGH	L-OT	1-2	23-26-13	17,102
22	11/20	@ Boston	W	3-2	8-10-4	11,742	63	2/24	BOSTON	W	7-2	24-26-13	16,816
23	11/22	TAMPA BAY	L	4-6	8-11-4	14,516	64	2/27	@ Washington	W-SO	6-5	25-26-13	10,979
24	11/24	OTTAWA	L	4-6	8-12-4	16,544	65	3/1	DALLAS	W-OT	2-1	26-26-13	11,822
25	11/25	@ Atlanta	L	0-1	8-13-4	17,053	66	3/3	TAMPA BAY	W	6-2	27-26-13	17,299
26	11/28	@ Montreal	L-SO	0-1	8-13-5	21,273	67	3/6	@ Atlanta	L	2-4	27-27-13	12,566
27	11/30	@ Ottawa	L	0-6	8-14-5	17,814	68	3/8	@ Philadelphia	W	2-1	28-27-13	19,489
28	12/2	ATLANTA	L	1-3	8-15-5	13,333	69	3/10	ATLANTA	W	3-2	29-27-13	17,927
29	12/5	@ Pittsburgh	W	3-2	9-15-5	12,511	70	3/13	@ Carolina	L	1-3	29-28-13	18,639
30	12/7	BUFFALO	W	3-1	10-15-5	15,385	71	3/15	BUFFALO	L	3-5	29-29-13	18,111
31	12/9	@ NY Islanders	L-SO	4-5	10-15-6	12,825	72	3/17	NY ISLANDERS	W	8-5	30-29-13	17,078
32	12/10	@ NY Rangers	L	1-2	10-16-6	18,200	73	3/20	@ Philadelphia	W	4-1	31-29-13	18,721
33	12/12	ANAHEIM	L	4-5	10-17-6	13,140	74	3/22	OTTAWA	L	2-4	31-30-13	14,202
34	12/14	@ Buffalo	L	1-2	10-18-6	18,690	75	3/24	NEW JERSEY	L-SO	3-4	31-30-14	16,101
35	12/16	@ Boston	W	6-3	11-18-6	10,965	76	/27	@ Tampa Bay	W	5-2	32-30-14	18,856
36	12/19	@ Toronto	W	7-3	12-18-6	19,444	77	3/28	ATLANTA	W-SO	3-2	33-30-14	12,864
37	12/21	NY RANGERS	W	3-2	13-18-6	17,556	78	3/30	WASHINGTON	W-OT	3-2	34-30-14	15,712
38	12/23	CAROLINA	L-OT	2-3	13-18-7	16,147	79	4/1	CAROLINA	L-OT	3-4	34-30-15	17,878
39	12/26	@ Carolina	L	2-4	13-19-7	18,639	80	4/3	@ Washington	L	0-1	34-31-15	16,311
40	12/27	PHILADELPHIA	W	3-1	14-19-7	17,771	81	4/6	@ Tampa Bay	W	7-2	35-31-15	21,002
41	12/29	MONTREAL	W	3-1	15-19-7	**19,772	82	4/7	@ Carolina	L-OT	4-5	35-31-16	18,639

PANTHERS SEASON-BY SEASON



2007-08

GENERAL MANAGER: Jacques Martin

CAPTAIN: Olli Jokinen

STANDINGS: 3rd Southeast Division, 11th Eastern Conference

HEAD COACH: Jacques Martin

RECORD: 38-32-9 (85 Points)

NO	POS	NAME	TEAM	GP	G	A	PTS	+/-	PIM	PP	SH	GW	S
12	C	Olli Jokinen	FLA	82	34	37	71	-19	67	18	0	5	341
16	C	Nathan Horton	FLA	82	27	35	62	15	85	9	0	3	212
9	C	Stephen Weiss	FLA	74	13	29	42	14	40	4	0	4	132
10	LW	David Booth	FLA	73	22	18	40	13	26	1	0	6	228
4	D	Jay Bouwmeester	FLA	82	15	22	37	-5	72	4	0	0	182
53	C	Brett McLean	FLA	67	14	23	37	-5	34	3	1	1	140
20	LW	Richard Zednik	FLA	54	15	11	26	-5	43	6	0	5	140
85	C	Rostislav Olesz	FLA	56	14	12	26	3	16	5	0	2	139
54	C	*Kamil Kreps	FLA	76	8	17	25	10	29	1	0	2	99
7	D	Steve Montador	FLA	73	8	15	23	1	73	2	0	0	96
15	C	Jozef Stumpel	FLA	52	7	13	20	-11	10	3	0	1	64
18	LW	Ville Peltonen	FLA	56	5	15	20	-2	20	1	0	0	108
11	C	Gregory Campbell	FLA	81	5	13	18	-12	72	0	2	1	113
14	RW	Radek Dvorak	FLA	67	8	9	17	-1	16	0	1	1	146
21	D	Cory Murphy	FLA	47	2	15	17	0	22	1	0	0	65
5	D	Bryan Allen	FLA	73	0	14	14	5	67	0	0	0	67
6	D	Magnus Johansson	FLA	27	0	10	10	0	14	3	0	0	22
22	D	Jassen Culimore	FLA	65	2	10	12	21	38	0	0	1	55
3	D	Karlis Skrastins	FLA	17	1	0	1	-9	12	0	0	1	11
2	D	Branislav Mezei	FLA	57	2	2	4	-13	64	0	0	0	38
41	C	Shawn Matthias	FLA	4	2	0	2	-2	2	1	0	0	5
37	LW	Tanner Glass	FLA	41	0	1	2	-5	39	0	0	0	11
26	D	Mike Van Ryn	FLA	20	0	2	2	-2	14	0	0	0	16
9	C	Stephen Weiss	FLA	74	13	29	42	14	40	4	0	4	132
33	RW	Wade Belak	FLA	17	0	0	0	0	12	0	0	0	4
57	C	Anthony Stewart	FLA	26	0	1	1	-1	0	0	0	0	21
45	C	*David Brine	FLA	9	0	1	1	-1	4	0	0	0	3
50	C	*Drew Larman	FLA	6	0	1	1	1	2	0	0	0	1
51	C	*Rob Globke	FLA	9	0	0	0	-3	2	0	0	0	4
17	C	Garb Murray	FLA	7	0	0	0	0	19	0	0	0	0
64	LW	*Stefan Meyer	FLA	4	0	0	0	-1	0	0	0	0	3
27	D	Noah Welch	FLA	4	0	0	0	1	7	0	0	0	0
47	D	*Martin Lojek	FLA	2	0	0	0	-1	0	0	0	0	2

NO	GOALTENDERS	GP	MIN	GAA	W	L	OT	SO	GA	SA	SV%	G	A	PIM
29	Tomas Vokoun	69	4031	2.68	30	29	8	4	180	2213	.919	0	6	4
31	Craig Anderson	17	935	2.25	8	6	1	2	35	535	.935	0	1	2

*Indicates Rookie

GAME	DATE	OPP.	RES.	SCORE	REC.	ATTEND.	GAME	DATE	OPP.	RES.	SCORE	REC.	ATTEND.
1	10/4	@ NY RANGERS	L	2-5	0-1-0	18,200	42	1/5	@ PITTSBURGH	L	0-3	19-20-3	17,090
2	10/6	NEW JERSEY	L	1-4	0-2-0	**19,250	43	1/8	PITTSBURGH	L	1-3	19-21-3	17,086
3	10/10	@ TAMPA BAY	L	1-2	0-3-0	18,540	44	1/10	@ ATLANTA	W	3-2	20-21-3	14,805
4	10/11	NEW JERSEY	W	3-0	1-3-0	10,847	45	1/12	TAMPA BAY	L	3-5	20-22-3	16,578
5	10/13	TAMPA BAY	W	6-4	2-3-0	15,801	46	1/13	COLORADO	L-SO	3-4	20-22-4	13,854
6	10/16	@ MONTREAL	W	2-1	3-3-0	21,273	47	1/16	@ PHILADELPHIA	L	3-5	20-23-4	19,207
7	10/18	@ TORONTO	L	2-3	3-4-0	19,349	48	1/18	@ NEW JERSEY	W	2-1	21-23-4	15,203
8	10/20	@ OTTAWA	L	1-4	3-5-0	19,904	49	1/19	@ WASHINGTON	L	3-5	21-24-4	16,573
9	10/24	PHILADELPHIA	W	4-3	4-5-0	12,856	50	1/22	OTTAWA	W	5-3	22-24-4	12,794
10	10/26	BUFFALO	L	2-4	4-6-0	15,842	51	1/24	EDMONTON	L-SO	3-4	22-24-5	12,322
11	10/27	@ NASHVILLE	L	3-4	4-7-0	15,767	52	1/30	BUFFALO	L	0-1	22-25-5	14,024
12	10/31	CAROLINA	W	4-2	5-7-0	10,063	53	2/1	VANCOUVER	W	4-3	23-25-5	17,523
13	11/2	@ BUFFALO	W	4-2	6-7-0	18,690	54	2/2	@ TAMPA BAY	L	3-2	24-25-5	19,977
14	11/3	@ CAROLINA	L	2-4	6-8-0	17,547	55	2/5	@ TORONTO	W	8-0	25-25-5	19,430
15	11/5	TAMPA BAY	W	4-3	7-8-0	10,149	56	2/7	@ OTTAWA	L	4-5	25-26-5	19,435
16	11/7	@ TAMPA BAY	L	1-3	7-9-0	16,526	57	2/9	@ BOSTON	W	6-3	26-26-5	16,893
17	11/9	ATLANTA	L	1-4	7-10-0	14,268	58	2/10	@ BUFFALO	L	3-5	26-27-5	18,690
18	11/12	CAROLINA	L	3-4	7-11-0	12,715	59	2/13	MONTREAL	L-OT	1-2	26-27-6	17,100
19	11/13	@ ATLANTA	L-OT	2-3	7-11-1	12,599	60	2/15	WASHINGTON	W	4-2	27-27-6	16,202
20	11/15	WASHINGTON	W	2-1	8-11-1	12,101	61	2/16	@ CAROLINA	L	4-5	27-28-6	17,737
21	11/17	@ CAROLINA	L	1-2	8-12-1	16,962	62	2/19	@ PITTSBURGH	L	2-3	27-29-6	17,075
22	11/19	@ WASHINGTON	W	4-3	9-12-1	13,411	63	2/21	BOSTON	L-SO	4-5	27-29-7	14,992
23	11/21	@ COLUMBUS	W	5-2	10-12-1	13,326	64	2/23	@ PHILADELPHIA	W	2-1	28-29-7	19,629
24	11/23	NY RANGERS	W	3-2	11-12-1	**19,250	65	2/24	@ NY RANGERS	L	0-5	28-30-7	18,200
25	11/28	@ WASHINGTON	W	2-1	12-12-1	10,526	66	2/27	TORONTO	L-SO	3-4	28-30-8	14,557
26	11/29	BOSTON	L	3-4	12-13-1	19,926	67	2/29	MINNESOTA	L	2-3	28-31-8	16,927
27	12/1	WASHINGTON	L	1-2	12-14-1	14,333	68	3/2	@ NY ISLANDERS	W	1-0	29-31-8	15,314
28	12/5	OTTAWA	L	4-5	12-15-1	11,289	69	3/4	@ BOSTON	W	1-0	30-31-8	14,473
29	12/7	NY ISLANDERS	W	3-0	13-15-1	14,502	70	3/6	PITTSBURGH	W	5-2	31-31-8	17,012
30	12/11	CALGARY	L-SO	1-2	13-15-2	12,499	71	3/8	ATLANTA	W	3-2	32-38-8	16,614
31	12/13	@ ST. LOUIS	W	1-0	14-15-2	14,088	72	3/12	NY ISLANDERS	W	4-2	33-31-8	15,233
32	12/15	@ DETROIT	L	2-5	14-16-2	20,064	73	3/14	NY RANGERS	W	3-2	34-31-8	**19,321
33	12/16	@ CHICAGO	W	3-1	15-16-2	12,926	74	3/16	ATLANTA	W	3-1	35-31-8	15,704
34	12/18	@ MONTREAL	W	3-2	16-16-2	21,273	75	3/20	CAROLINA	L-SO	1-2	35-31-9	18,546
35	12/20	CAROLINA	W	5-4	17-16-2	15,061	76	3/22	TAMPA BAY	W	4-2	36-31-9	18,502
36	12/22	TORONTO	L-OT	1-2	17-16-3	18,500	77	3/25	@ TAMPA BAY	L	1-3	36-32-9	16,110
37	12/27	@ ATLANTA	W	5-3	18-16-3	16,080	78	3/27	ATLANTA	L	2-3	36-33-9	17,301
38	12/28	MONTREAL	L	1-5	18-17-3	**19,250	79	3/29	WASHINGTON	L	0-3	36-34-9	17,832
39	12/30	PHILADELPHIA	L	0-1	18-18-3	18,767	80	4/1	@ ATLANTA	W	3-2	37-34-9	15,453
40	1/2	@ NEW JERSEY	L	2-3	18-19-3	14,124	81	4/4	@ CAROLINA	W	4-3	38-34-9	18,680
41	1/3	@ NY ISLANDERS	W	4-3	19-19-3	11,428	82	4/5	@ WASHINGTON	L	1-3	38-35-9	18,277

PANTHERS SEASON-BY SEASON



2008-09

GENERAL MANAGER: Jacques Martin
HEAD COACH: Peter DeBoer
CAPTAIN: None
RECORD: 41-30-11 (93 Points)
STANDINGS: 3rd Southeast Division, 9th Eastern Conference

NO	POS	NAME	TEAM	GP	G	A	PTS	+/-	PIM	PP	SH	GW	S
9	C	Stephen Weiss	FLA	78	14	47	61	19	22	4	1	4	154
10	LW	David Booth	FLA	72	31	29	60	10	38	11	0	5	246
61	LW	Cory Stillman	FLA	63	17	32	49	1	37	8	0	2	115
16	C	Nathan Horton	FLA	67	22	23	45	-5	48	5	1	5	131
67	C	*Michael Frolik	FLA	79	21	24	45	10	22	1	0	2	158
4	D	Jay Bouwmeester	FLA	82	15	27	42	-2	68	9	0	2	182
24	D	Bryan McCabe	FLA	69	15	24	39	-1	41	8	0	3	153
14	RW	Radek Dvorak	FLA	81	15	21	36	0	42	0	4	3	136
2	D	Keith Ballard	FLA	82	6	28	34	14	72	1	0	1	106
20	RW	Richard Zednik	FLA	70	17	16	33	2	46	3	0	4	153
11	C	Gregory Campbell	FLA	77	13	19	32	0	76	1	0	1	135
18	LW	Ville Peltonen	FLA	79	12	19	31	6	31	0	0	1	121
44	D	Nick Boynton	FLA	68	5	16	21	7	91	0	0	1	104
53	RW	Brett McLean	FLA	80	7	12	19	-12	29	0	0	2	114
28	C	Kamil Krepis	FLA	66	4	15	19	2	18	0	1	1	77
3	D	Karlis Skrastins	FLA	80	4	14	18	9	30	0	0	0	55
22	D	Jassen Culimore	FLA	68	2	8	10	-10	37	0	0	0	52
85	LW	Rostislav Olesz	FLA	37	4	5	9	-5	8	0	0	0	69
13	RW	Anthony Stewart	FLA	59	2	5	7	-6	34	0	0	0	56
32	RW	*Michal Repik	FLA	5	2	0	2	1	0	0	0	0	7
41	C	*Shawn Matthias	FLA	16	0	2	2	-3	2	0	0	0	11
5	D	Bryan Allen	FLA	2	0	1	1	2	0	0	0	0	5
7	LW	*Kendal McArdle	FLA	3	0	0	0	-1	2	0	0	0	1
38	C	Janis Sprukts	FLA	1	0	0	0	0	0	0	0	0	1
37	LW	*Tanner Glass	FLA	3	0	0	0	0	7	0	0	0	1
52	D	*Jason Garrison	FLA	1	0	0	0	0	0	0	0	0	0

NO	GOALTENDERS	GP	MINS	GAA	W	L	OT	SO	GA	SA	SV%
29	Tomas Vokoun	59	3324	2.49	26	23	6	6	138	1856	.926
31	Craig Anderson	31	1636	2.71	15	7	5	3	74	977	.924

*Indicates Rookie

GAME	DATE	OPP.	RES.	SCORE	REC.	ATTEND.	GAME	DATE	OPP.	RES.	SCORE	REC.	ATTEND.
1	10/10	@ CAROLINA	L	4-6	00-01-00	18,680	42	01/10	ATLANTA	W	8-4	20-16-06	14,323
2	10/11	ATLANTA	W-OT	3-2	01-01-00	18,401	43	01/16	PHILADELPHIA	L-SO	2-3	20-16-07	17,827
3	10/16	MINNESOTA	L	2-6	01-02-00	12,106	44	01/17	@ TAMPA BAY	W	4-3	21-16-07	17,217
4	10/18	NY ISLANDERS	W	2-0	02-02-00	16,087	45	01/19	BUFFALO	L-SO	2-3	21-16-08	12,480
5	10/20	@ MONTREAL	L	1-3	02-03-00	21,273	46	01/21	DALLAS	L	1-4	21-17-08	11,200
6	10/22	@ OTTAWA	W	3-1	03-03-00	18,952	47	01/27	PHILADELPHIA	W	3-2	22-17-08	13,904
7	10/24	SAN JOSE	W	4-3	04-03-00	15,232	48	01/29	MONTREAL	W	5-1	23-17-08	16,334
8	10/25	@ ST. LOUIS	L	0-4	04-04-00	19,150	49	01/31	@ NY ISLANDERS	L	1-3	23-18-08	13,336
9	10/30	OTTAWA	L	1-2	04-05-00	13,567	50	02/03	@ TORONTO	W-OT	4-3	24-18-08	19,095
10	11/01	@ NASHVILLE	L-SO	2-3	04-05-01	14,909	51	02/05	NY ISLANDERS	W	3-2	25-18-08	14,206
11	11/02	@ ATLANTA	L	3-5	04-06-01	10,584	52	02/07	@ WASHINGTON	L	1-3	25-19-08	18,277
12	11/06	@ LOS ANGELES	L	2-3	04-07-01	11,267	53	02/10	TORONTO	W-OT	5-4	26-19-08	13,764
13	11/08	@ PHOENIX	L	1-4	04-08-01	14,807	54	02/12	@ CAROLINA	W	5-0	27-19-08	18,680
14	11/09	@ ANAHEIM	W	3-1	05-08-01	16,951	55	02/13	NY RANGERS	W-SO	2-1	28-19-08	17,042
15	11/12	TAMPA BAY	W	4-0	06-08-01	12,104	56	02/15	WASHINGTON	L	2-4	28-20-08	17,279
16	11/14	DETROIT	L	2-3	06-09-01	18,637	57	02/17	NEW JERSEY	W	4-0	29-20-08	14,514
17	11/18	@ TAMPA BAY	W-SO	4-3	07-09-01	16,176	58	02/19	CHICAGO	L	0-4	29-21-08	16,133
18	11/20	@ NEW JERSEY	L	1-3	07-10-01	14,291	59	02/21	BOSTON	W	2-0	30-21-08	**19,343
19	11/21	@ BOSTON	L	2-4	07-11-01	16,878	60	02/24	@ BOSTON	L	1-6	30-22-08	16,781
20	11/24	CAROLINA	W	3-2	08-11-01	11,117	61	02/26	@ NY RANGERS	W	2-1	31-22-08	18,200
21	11/26	NEW JERSEY	L-OT	2-3	08-11-02	14,932	62	02/28	@ NEW JERSEY	L	2-7	31-23-08	16,256
22	11/28	NY RANGERS	L-SO	3-4	08-11-03	18,106	63	03/01	@ WASHINGTON	W	6-2	32-23-08	18,277
23	11/30	@ NY RANGERS	W	4-0	09-11-03	18,200	64	03/03	@ ATLANTA	W	4-3	33-23-08	10,329
24	12/02	@ WASHINGTON	W	5-3	10-11-03	16,792	65	03/05	PITTSBURGH	L	1-4	33-24-08	18,933
25	12/04	BUFFALO	W	2-1	11-11-03	13,123	66	03/07	ST. LOUIS	W	5-3	34-24-08	17,591
26	12/06	BOSTON	L	0-4	11-12-03	16,213	67	03/10	@ PITTSBURGH	L-SO	3-4	34-24-09	17,132
27	12/08	@ OTTAWA	W-OT	4-3	12-12-03	17,947	68	03/12	@ BUFFALO	L	1-3	34-25-09	18,690
28	12/11	@ EDMONTON	W	2-0	13-12-03	16,839	69	03/14	TAMPA BAY	L-SO	3-4	34-25-10	17,734
29	12/12	@ CALGARY	W-SO	3-2	14-12-03	19,289	70	03/17	WASHINGTON	L	0-3	34-26-10	14,650
30	12/14	@ VANCOUVER	L	3-5	14-13-03	18,630	71	03/19	TORONTO	W	3-1	35-26-10	15,467
31	12/18	@ CAROLINA	L-OT	1-2	14-13-04	14,533	72	03/21	COLUMBUS	L	1-3	35-27-10	17,032
32	12/21	COLORADO	W	3-0	15-13-04	16,132	73	03/23	CAROLINA	L-OT	2-3	35-27-11	14,304
33	12/23	NASHVILLE	W	3-0	16-13-04	14,703	74	03/25	@ BUFFALO	L	3-5	35-28-11	18,690
34	12/26	TAMPA BAY	L-SO	3-4	16-13-05	16,961	75	03/26	@ PHILADELPHIA	W	4-2	36-28-11	19,631
35	12/27	@ TAMPA BAY	L	4-6	16-14-05	18,226	76	03/28	@ DALLAS	W	6-3	37-28-11	18,532
36	12/29	MONTREAL	L	2-5	16-15-05	**20,741	77	03/31	OTTAWA	W	5-2	38-28-11	15,247
37	12/31	@ NY ISLANDERS	L	2-4	16-16-05	12,211	78	04/03	ATLANTA	L	1-3	38-29-11	15,945
38	01/03	@ PITTSBURGH	W	6-1	17-16-05	17,042	79	04/05	PITTSBURGH	W	4-2	39-29-11	18,232
39	01/04	@ MONTREAL	L-SO	5-6	17-16-06	21,273	80	04/07	@ PHILADELPHIA	L	1-2	39-30-11	19,637
40	01/06	@ TORONTO	W	4-2	18-16-06	19,197	81	04/09	@ ATLANTA	W	3-2	40-30-11	15,738
41	01/08	CAROLINA	W	4-2	19-16-06	10,323	82	04/11	WASHINGTON	W	7-4	41-30-11	18,527

PANTHERS SEASON-BY SEASON



2009-10

GENERAL MANAGER: Randy Sexton

CAPTAIN: Bryan McCabe

STADIUM: 5th Southeast Division, 14th Eastern Conference

HEAD COACH: Peter DeBoer

RECORD: 32-37-11 (77 Points)

NO.	POS	PLAYER	TEAM	GP	G	A	PTS	-/+	PIM	PP	SH	GW	S
9	C	Stephen Weiss	FLA	79	28	32	60	-7	40	12	0	2	180
16	C	Nathan Horton	FLA	65	20	37	57	-1	42	7	2	4	159
67	C	Michael Frolik	FLA	82	21	22	43	-4	43	5	0	1	219
24	D	Bryan McCabe	FLA	82	8	35	43	-4	83	3	0	1	169
27	C	Steven Reinprecht	FLA	82	16	22	38	-1	18	3	0	1	124
61	L	Cory Stillman	FLA	58	15	22	37	-3	22	3	0	4	126
14	R	Radek Dvorak	FLA	76	14	18	32	-7	20	1	3	1	140
85	L	Rostislav Olesz	FLA	78	14	15	29	-4	28	3	0	3	178
2	D	Keith Ballard	FLA	82	8	20	28	-7	88	1	0	0	90
4	D	Dennis Seidenberg	FLA	62	2	21	23	-3	33	1	0	0	116
44	D	Jordan Leopold	FLA	61	7	11	18	-7	22	1	0	1	69
19	C	Dominic Moore	FLA	48	8	9	17	-7	35	2	1	0	81
11	C	Gregory Campbell	FLA	60	2	15	17	-5	53	0	0	1	84
10	L	David Booth	FLA	28	8	8	16	-3	23	0	0	1	95
41	C	*Shawn Matthias	FLA	55	7	9	16	-3	10	0	0	2	67
43	D	*Dmitry Kulikov	FLA	68	3	13	16	-5	32	1	0	0	87
28	C	Kamil Krepes	FLA	76	5	9	14	-7	18	1	0	1	83
5	D	Bryan Allen	FLA	74	4	9	13	-8	99	0	1	2	78
55	D	*Jason Garrison	FLA	39	2	6	8	5	23	0	0	0	24
62	R	*Victor Oreskovich	FLA	50	2	4	6	-8	26	0	0	0	55
32	R	*Michal Repik	FLA	19	3	2	5	1	6	0	0	0	23
6	D	Ville Koistinen	FLA	17	1	3	4	1	8	0	0	0	12
74	L	Nick Tarnasky	FLA	31	1	2	3	-5	85	0	0	0	19
41	L	*Kennel McArchie	FLA	19	1	2	3	-4	29	0	0	0	10
22	C	Jeff Taffe	FLA	21	1	2	2	-1	4	0	0	0	18
12	R	Byron Bitz	FLA	7	1	1	2	1	2	0	0	0	7
33	L	Steve MacIntyre	FLA	18	0	1	1	-3	17	0	0	0	3
5	D	Clay Wilson	FLA	2	0	0	0	-5	0	0	0	0	0
68	C	*Mike Duco	FLA	10	0	0	0	-3	50	0	0	0	6
63	R	*Evgeny Dadonov	FLA	4	0	0	0	-1	0	0	0	0	4
39	D	*Keaton Ellerby	FLA	22	0	0	0	0	2	0	0	0	5

NO	GOALTENDERS	GP	MINS	GAA	W	L	OT	SO	GA	SA	SV%
29	Tomas Vokoun	79	3695	2.55	23	28	11	7	157	1924	.925
30	Scott Clemmensen	23	1215	2.91	9	8	2	1	59	668	.912
35	*Alexander Salak	2	66	5.37	0	1	0	0	6	40	.850

*Indicates Rookie

GAME	DATE	OPP.	RES.	SCORE	REC.	ATTEND.	GAME	DATE	OPP.	RES.	SCORE	REC.	ATTEND.
1	10/2	@ CHICAGO	W	4-3	1-0-0	12,056	42	1/3	PITTSBURGH	W	6-2	17-18-7	18,110
2	10/3	CHICAGO	L	0-4	1-1-0	11,526	43	1/5	@ TORONTO	L	2-3	17-19-7	18,984
3	10/9	@ CAROLINA	L	2-7	1-2-0	13,597	44	1/7	@ MONTREAL	L	0-2	17-20-7	21,273
4	10/10	NEW JERSEY	L	2-3	1-3-0	18,802	45	1/9	@ OTTAWA	W	3-0	18-20-7	16,506
5	10/12	@ TAMPA BAY	L	2-3	1-4-0	14,126	46	1/13	WASHINGTON	L-SO	4-5	18-20-8	14,776
6	10/16	PHILADELPHIA	W	4-2	2-4-0	12,607	47	1/14	@ TAMPA BAY	W	3-2	19-20-8	13,516
7	10/21	BUFFALO	L	2-5	2-5-0	12,607	48	1/16	TAMPA BAY	W	5-2	20-20-8	15,971
8	10/23	@ PITTSBURGH	L-SO	2-3	2-5-1	16,971	49	1/18	ATLANTA	W	1-0	21-20-8	11,818
9	10/24	@ PHILADELPHIA	L	1-5	2-6-1	19,007	50	1/20	@ NEW JERSEY	L	0-2	21-21-8	13,931
10	10/28	OTTAWA	L	3-4	2-7-1	12,596	51	1/21	@ NY ISLANDERS	L-SO	1-2	21-21-9	12,138
11	10/30	@ DALLAS	W	6-5	3-7-1	16,824	52	1/23	TORONTO	W	2-0	22-21-9	18,087
12	10/31	@ ST LOUIS	W	4-0	4-7-1	17,943	53	1/26	MONTREAL	W	2-1	23-21-9	17,104
13	11/04	CAROLINA	W	3-0	5-7-1	12,424	54	1/29	@ WASHINGTON	L	1-4	23-22-9	18,277
14	11/6	WASHINGTON	L	1-4	5-8-1	15,877	55	1/31	NY ISLANDERS	W	2-0	24-22-9	16,023
15	11/7	@ WASHINGTON	L	4-7	5-9-1	18,277	56	2/1	ANAHIM	L	0-3	24-23-9	10,843
16	11/12	@ BOSTON	W	1-0	6-9-1	17,074	57	2/5	CALGARY	L	1-2	24-24-9	19,781
17	11/14	NY ISLANDERS	W	5-4	7-9-1	15,921	58	2/6	@ ATLANTA	L	2-4	24-25-9	16,743
18	11/16	LOS ANGELES	L-SO	3-4	7-9-2	12,502	59	2/9	@ CAROLINA	L	2-4	24-26-9	18,393
19	11/18	@ BUFFALO	W	6-2	8-9-2	18,546	60	2/77	VANCOUVER	L	0-3	24-27-9	13,787
20	11/20	@ DETROIT	W	2-1	9-9-2	18,634	61	2/13	BOSTON	L-SO	2-3	24-27-10	17,109
21	11/21	@ NY RANGERS	W	3-2	10-9-2	18,200	62	3/2	@ ATLANTA	L	2-4	24-28-10	13,818
22	11/23	PITTSBURGH	L-SO	2-3	10-9-3	17,024	63	3/3	PHILADELPHIA	W	7-4	25-28-10	15,878
23	11/25	NY RANGERS	L-OT	1-2	10-9-4	16,281	64	3/6	CAROLINA	W	4-1	26-28-10	16,202
24	11/27	TORONTO	L	4-6	10-10-4	16,101	65	3/9	@ MINNESOTA	W	3-2	27-28-10	18,191
25	11/28	@ NASHVILLE	L	1-4	10-11-4	14,120	66	3/11	@ COLORADO	L	0-3	27-29-10	11,458
26	11/30	@ ATLANTA	L	3-4	10-12-4	10,310	67	3/13	@ SAN JOSE	W	3-2	28-29-10	17,562
27	12/2	COLORADO	W	6-5	11-12-4	12,403	68	3/16	WASHINGTON	L	3-7	28-30-10	15,123
28	12/3	@ WASHINGTON	L	2-6	11-13-4	18,277	69	3/18	PHOENIX	L-SO	3-4	28-30-11	12,282
29	12/5	ATLANTA	L-SO	1-2	11-13-5	13,291	70	3/20	BUFFALO	L	1-3	28-31-11	18,217
30	12/7	EDMONTON	L-SO	2-3	11-13-6	11,469	71	3/21	TAMPA BAY	W	5-2	29-31-11	14,831
31	12/9	@ COLUMBUS	L	0-3	11-14-6	12,800	72	3/23	@ TORONTO	W	4-1	30-31-11	19,158
32	12/11	@ NEW JERSEY	W	4-2	12-14-6	14,131	73	3/25	@ MONTREAL	L	1-4	30-32-11	21,273
33	12/12	@ PITTSBURGH	L-OT	2-3	12-14-7	16,977	74	3/27	@ OTTAWA	L	2-3	30-33-11	18,689
34	12/14	@ NY ISLANDERS	W	7-1	13-14-7	10,489	75	3/29	NASHVILLE	L-OT	2-3	30-34-12	13,679
35	12/16	ATLANTA	W	4-3	14-14-7	11,672	76	3/31	@ BUFFALO	L	2-6	30-34-12	18,690
36	12/18	CAROLINA	W	6-3	15-14-7	15,107	77	4/1	@ BOSTON	W	1-0	31-34-12	17,565
37	12/19	@ CAROLINA	L	2-3	15-15-7	12,758	78	4/3	NY RANGERS	L	1-4	31-35-12	18,011
38	12/21	@ PHILADELPHIA	W	4-1	16-15-7	19,323	79	4/6	OTTAWA	L	2-5	31-36-12	11,790
39	12/23	@ NY RANGERS	L	1-4	16-16-7	18,200	80	4/8	NEW JERSEY	W	3-2	32-36-12	15,273
40	12/27	BOSTON	L	1-2	16-17-7	18,799	81	4/10	@ TAMPA BAY	L-SO	3-4	32-36-13	17,05082
41	12/31	MONTREAL	L	4-5	16-18-7	**19,851	82	4/11	TAMPA BAY	L	1-3	32-37-13	15,884

PANTHERS SEASON-BY SEASON



2010-11

GENERAL MANAGER: Dale Tallon

CAPTAIN: Bryan McCabe

STANDINGS: 5th Southeast Division, 15th Eastern Conference

HEAD COACH: Peter DeBoer

RECORD: 30-40-12 (72 Points)

NO.	POS	PLAYER	TEAM	GP	G	A	PTS	+/-	PIM	PP	SH	GW	S
9	C	Stephen Weiss	FLA	76	21	28	49	-9	49	3	2	1	172
13	C	Mike Santorelli	FLA	82	20	21	41	-17	20	5	1	1	193
10	L	David Booth	FLA	82	23	17	40	-31	26	8	0	3	280
6	D	Dennis Wideman	FLA,WSH	61	9	24	33	-26	33	8	0	1	135
19	C	Marty Reasoner	FLA	82	14	18	32	2	22	0	0	4	124
67	R	Michael Frolik	FLA,CHI	72	8	21	29	2	16	1	0	1	153
7	D	Dmitry Kulikov	FLA	72	6	20	26	-5	45	1	0	1	83
21	L	Chris Higgins	FLA,VAN	48	11	12	23	5	10	0	0	0	126
61	L	Cory Stillman	FLA,CAR	44	7	16	23	3	20	1	0	1	81
24	D	Bryan McCabe	FLA,NYR	48	5	17	22	3	28	2	0	0	88
14	R	Radek Dvorak	FLA,ATL	53	7	14	21	2	20	0	1	3	89
52	D	Jason Garrison	FLA	53	5	13	18	-2	26	0	0	3	116
63	R	Evgenii Dadonov	FLA	36	8	9	17	0	14	1	0	0	60
85	L	Rostislav Olesz	FLA	44	6	11	17	-1	8	1	0	1	71
18	L	Shawn Matthias	FLA	51	6	10	16	0	16	0	0	0	90
26	R	Steve Bernier	FLA	68	5	10	15	-14	21	3	0	0	97
14	L	Sergei Samsonov	CAR,FLA	20	3	11	14	-2	2	0	0	1	33
43	D	Mike Weaver	FLA	82	2	11	13	1	34	0	0	0	53
5	D	Bryan Allen	FLA,CAR	53	4	8	12	-5	63	0	0	1	50
4	D	Keaton Ellerby	FLA	54	2	10	12	-15	22	0	0	0	56
27	C	Steve Reinprecht	FLA	29	4	6	10	-2	6	1	0	1	31
32	R	Michal Repik	FLA	31	2	6	8	-6	22	0	0	0	54
37	R	Bill Thomas	FLA	24	4	3	7	1	6	0	0	2	33
11	R	Niclas Bergfors	ATL,FLA	20	1	7	2	2	0	0	0	0	53
3	D	Clay Wilson	FLA	15	3	2	5	4	6	0	0	0	22
16	L	Darcy Hordichuk	FLA	64	1	4	5	-1	76	0	0	0	32
20	L	Ryan Carter	ANA,CAR,FLA	12	2	1	3	3	22	0	0	0	14
15	R	Jack Skille	CHI,FLA	13	1	1	2	-12	4	0	0	0	33
75	C	Scott Timmins	FLA	19	1	0	1	-8	8	0	0	0	7
2	D	Alexander Sulzer	NSH,FLA	9	0	1	1	-3	0	0	0	0	7
48	D	Joe Callahan	FLA	27	0	1	1	-1	12	0	0	0	21
8	L	Tim Kennedy	FLA	6	0	1	1	0	0	0	0	0	2
34	L	Patrick Rissmiller	ATL,FLA	9	0	1	1	0	0	0	0	0	12
17	L	Kenndal McArde	FLA	11	0	0	0	-3	16	0	0	0	6
16	R	Mike Duco	FLA	2	0	0	0	-1	10	0	0	0	0
28	R	Hugh Jessiman	FLA	2	0	0	0	-1	5	0	0	0	2

NO.	GOALTENDERS	GP	MIN	GAA	W	L	OT	SO	GA	SA	Sv%
29	Tomas Vokoun	57	3224:06	2.55	22	28	5	6	137	1,753	0.922
30	Scott Clemmensen	31	1696:04	2.62	8	11	7	1	74	833	0.911

*Indicates Rookie

GAME	DATE	OPP.	RES.	SCORE	REC.	ATTEND.	GAME	DATE	OPP.	RES.	SCORE	REC.	ATTEND.
1	10/10	@ EDMONTON	L	2-3	0-1-0	16,839	42	01/13	NASHVILLE	W	3-2	20-20-2	12,228
2	10/11	@ VANCOUVER	L	1-2	0-2-0	18,860	43	01/15	NEW JERSEY	W-OT	3-2	21-20-2	17,825
3	10/14	@ CALGARY	W	3-0	1-2-0	19,289	44	01/17	ATLANTA	L-SO	2-3	21-20-3	11,477
4	10/16	TAMPA BAY	W	6-0	2-2-0	17,040	45	01/19	COLORADO	L-OT	2-3	21-20-4	11,629
5	10/21	DALLAS	L	1-4	2-3-0	11,580	46	01/21	TAMPA BAY	L-SO	1-2	21-20-5	17,328
6	10/23	NY ISLANDERS	W	4-3	3-3-0	15,071	47	01/23	@ NEW JERSEY	L	2-5	21-21-5	15,109
7	10/26	@ TORONTO	L	1-3	3-4-0	19,239	48	01/25	@ NY RANGERS	W	4-3	22-21-5	18,200
8	10/28	@ OTTAWA	L	3-5	3-5-0	16,294	49	01/26	@ BOSTON	L	1-2	22-22-5	17,565
9	10/30	@ MONTREAL	W	3-1	4-5-0	21,273	50	02/01	@ TORONTO	L-SO	3-4	24-22-6	19,018
10	11/03	ATLANTA	L	3-4	4-6-0	11,212	51	02/02	@ MONTREAL	L	2-3	22-23-6	21,273
11	11/05	CAROLINA	W	7-4	5-6-0	14,761	52	02/04	@ NEW JERSEY	W-OT	4-3	23-23-6	13,557
12	11/06	@ CAROLINA	L	2-3	5-7-0	17,704	53	02/08	ST LOUIS	L	1-2	23-24-6	12,228
13	11/10	TORONTO	W	4-1	6-7-0	15,243	54	02/10	BUFFALO	L-OT	2-3	23-24-7	14,559
14	11/12	MINNESOTA	W	2-1	7-7-0	15,043	55	02/13	SAN JOSE	W	3-2	24-24-7	16,217
15	11/13	@ PHILADELPHIA	L	2-5	7-8-0	19,616	56	02/16	PHILADELPHIA	L	2-4	24-25-7	17,077
16	11/17	@ ATLANTA	W	2-1	8-8-0	10,168	57	02/18	DETROIT	L	3-4	24-26-7	**19,947
17	11/18	@ BOSTON	L	0-4	8-9-0	17,565	58	02/19	@ TAMPA BAY	W-SO	3-2	25-26-7	18,710
18	11/20	@ NY ISLANDERS	W	4-1	9-9-0	9,157	59	02/21	@ NY ISLANDERS	L	1-5	25-27-7	13,720
19	11/22	PITTSBURGH	L	2-3	9-10-0	16,543	60	02/23	@ OTTAWA	L	1-5	25-28-7	16,520
20	11/24	BOSTON	L	1-3	9-11-0	16,712	61	02/25	@ ATLANTA	W-SO	2-1	26-28-7	14,046
21	11/26	NY RANGERS	L	0-3	9-12-0	17,013	62	02/27	NEW JERSEY	L	1-2	26-29-7	16,592
22	11/27	@ TAMPA BAY	W-SO	4-3	10-12-0	15,854	63	03/01	@ CAROLINA	L	1-2	26-30-7	16,252
23	12/01	@ ANAHEIM	L	3-5	10-13-0	12,504	64	03/03	MONTREAL	L	0-4	26-31-7	**19,722
24	12/02	@ LOS ANGELES	L	2-3	10-14-0	17,720	65	03/05	@ ATLANTA	L-OT	3-4	26-31-8	15,799
25	12/04	@ PHOENIX	W-SO	2-1	11-14-0	10,334	66	03/06	WASHINGTON	L	2-3	26-31-9	15,685
26	12/07	COLORADO	W-OT	4-3	12-14-0	12,791	67	03/08	CHICAGO	W	3-2	27-31-9	16,132
27	12/09	@ WASHINGTON	W	3-0	13-14-0	18,398	68	03/10	OTTAWA	L	1-2	27-32-9	12,310
28	12/11	@ NASHVILLE	L	0-3	13-15-0	16,128	69	03/12	TAMPA BAY	W-OT	4-3	28-32-9	16,607
29	12/15	CAROLINA	L	3-4	13-16-0	14,651	70	03/15	PHILADELPHIA	L	2-3	28-33-9	17,377
30	12/17	BUFFALO	W	6-2	14-16-0	16,894	71	03/17	TORONTO	W	4-0	29-33-9	16,970
31	12/20	@ PHILADELPHIA	W	5-0	15-16-0	19,944	72	03/19	NY ISLANDERS	L-SO	3-4	29-33-10	16,502
32	12/22	@ PITTSBURGH	L	2-5	15-17-0	18,238	73	03/22	@ NY RANGERS	L	0-1	29-34-10	18,200
33	12/23	@ BUFFALO	W	4-3	16-17-0	18,690	74	03/23	@ CHICAGO	L	0-4	29-35-10	21,713
34	12/27	BOSTON	L-SO	2-3	16-17-1	**19,250	75	03/25	@ BUFFALO	L	2-4	29-36-10	18,690
35	12/31	MONTREAL	L-OT	2-3	16-17-2	**20,072	76	03/27	@ PITTSBURGH	L-SO	1-2	29-36-11	18,270
36	01/02	NY RANGERS	W	3-0	17-17-2	16,752	77	03/29	@ COLUMBUS	L-SO	2-3	29-36-12	11,670
37	01/03	@ CAROLINA	W-OT	4-3	18-17-2	16,637	78	03/31	OTTAWA	L	1-4	29-37-12	15,672
38	01/05	ATLANTA	L	2-3	18-18-2	12,803	79	04/02	PITTSBURGH	L	2-4	29-38-12	18,178
39	01/07	CAROLINA	L	3-5	18-19-2	14,262	80	04/06	@ WASHINGTON	L	2-5	29-39-12	18,398
40	01/08	@ WASHINGTON	L	2-3	18-20-2	18,398	81	04/08	@ TAMPA BAY	L	2-4	29-40-12	20,444
41	01/11	WASHINGTON	W-OT	4-3	19-20-2	14,790	82	04/09	WASHINGTON	W	1-0	30-40-12	**18,371

PANTHERS SEASON-BY SEASON



2011-12

GENERAL MANAGER: Dale Tallon
HEAD COACH: Kevin Dineen
CAPTAIN: None
RECORD: 38-26-18 (94 Points)
STANDINGS: 1st in Southeast Division, 3rd in Eastern Conference
SOUTHEAST DIVISION CHAMPIONS

NO.	POS	PLAYER	TEAM	GP	G	A	PTS	-/+	PIM	PP	SH	GW	S
14	L	Tomas Fleischmann	FLA	82	27	34	61	-7	26	6	1	4	217
9	C	Stephen Weiss	FLA	80	20	37	57	5	60	5	1	6	149
32	R	Kris Versteeg	FLA	71	23	31	54	4	49	8	1	5	181
51	D	Brian Campbell	FLA	82	4	49	53	-9	6	1	0	0	131
82	D	Jason Garrison	FLA	77	16	17	33	6	32	9	0	3	168
52	D	Tomas Kopecky	FLA	80	10	22	32	-8	32	2	0	2	143
26	R	Mikael Samuelsson	FLA	48	13	15	28	2	14	6	0	1	125
7	D	Dmitry Kulikov	FLA	58	4	24	28	-5	36	2	0	1	104
57	C	Marcel Goc	FLA	57	11	16	27	5	10	3	0	1	97
18	C	Shawn Matthias	FLA	79	10	14	24	-2	49	1	0	1	133
20	L	Sean Bergenheim	FLA	62	17	6	23	-5	48	5	1	2	185
43	D	Mike Weaver	FLA	82	0	16	16	-2	14	0	0	0	51
55	D	Ed Jovanovski	FLA	66	3	10	13	-11	31	1	0	0	58
13	C	Mike Santorelli	FLA	60	9	2	11	-10	18	2	0	1	117
12	R	Jack Skille	FLA	46	4	6	10	-9	28	0	1	1	76
14	L	Wojtek Wolski	FLA	22	4	5	9	-3	0	0	0	0	39
22	R	Matt Bradley	FLA	45	3	5	8	-3	31	0	0	0	35
44	D	*Erik Gudbranson	FLA	72	2	6	8	-19	78	0	0	0	76
16	L	Marco Sturm	FLA	42	3	2	5	-3	10	0	0	0	45
21	R	Krystofer Barch	FLA	41	2	3	5	2	91	0	0	0	22
19	L	Scottie Upshall	FLA	26	2	3	5	-3	29	1	0	1	53
27	R	Michal Repik	FLA	17	2	3	5	-3	6	1	0	0	35
4	D	Keaton Ellerby	FLA	40	0	5	5	-3	10	0	0	0	45
10	C	John Madden	FLA	31	3	0	3	-4	4	0	0	0	33
63	R	Evgenii Dadonov	FLA	15	2	1	3	-4	2	0	0	0	21
23	D	Tyson Strachan	FLA	15	1	2	3	1	5	0	0	0	14
8	L	Tim Kennedy	FLA	27	1	1	2	-11	4	0	0	1	22
29	R	Bill Thomas	FLA	7	1	0	1	0	0	0	0	0	9
36	C	Mark Cullen	FLA	6	0	1	1	2	2	0	0	0	1
25	R	Jerred Smithson	FLA	16	0	1	1	1	1	0	0	0	12
47	D	*Colby Robak	FLA	3	0	0	0	0	0	0	0	0	0
73	C	Bracken Kearns	FLA	5	0	0	0	10	0	0	0	0	0
34	D	Nolan Yonkman	FLA	1	0	0	0	0	0	0	0	0	0
17	C	Jon Matsumoto	FLA	1	0	0	0	0	0	0	0	0	0
37	C	Greg Rallo	FLA	1	0	0	0	0	0	0	0	0	1

NO	GOALTENDERS	GP	MINS	GAA	W	L	OT	SO	GA	SA	SV%	G	A	PIM
60	Jose Theodore	53	3049	2.46	22	16	11	3	125	1502	.917	0	0	2
30	Scott Clemmensen	30	1566	2.57	14	6	6	1	67	773	.911	0	1	0
35	*Jacob Markstrom	7	383	2.66	2	4	1	0	17	222	.923	0	0	0
33	Brian Foster	1	5	0.00	0	0	0	0	0	1	1.000	0	0	0

*Indicates Rookie

GAME	DATE	OPP.	RES.	SCORE	REC.	ATTEND.	GAME	DATE	OPP.	RES.	SCORE	REC.	ATTEND.
1	10/08	@ NY ISLANDERS	W	2-0	1-0-0	16,234	42	01/09	VANCOUVER	W	2-1	21-13-8	16,712
2	10/11	@ PITTSBURGH	L	2-4	1-1-0	18,503	43	01/13	PITTSBURGH	L	1-4	21-14-8	**18,658
3	10/15	TAMPA BAY	W-SO	3-2	2-1-0	**18,352	44	01/16	BOSTON	L-SO	2-3	21-14-9	**19,018
4	10/17	@ TAMPA BAY	W	7-4	3-1-0	19,204	45	01/18	@ COLORADO	L-OT	1-3	21-14-10	13,465
5	10/18	@ WASHINGTON	L	0-3	3-2-0	18,506	46	01/20	@ CHICAGO	L	1-3	21-15-10	21,555
6	10/20	BUFFALO	L	0-3	3-3-0	14,811	47	01/21	@ WINNIPEG	W-SO	4-3	22-15-10	15,004
7	10/22	NY ISLANDERS	W	4-2	4-3-0	15,411	48	01/24	PHILADELPHIA	L-SO	2-3	22-15-11	**17,737
8	10/24	@ MONTREAL	W	2-1	5-3-0	21,273	49	02/01	WASHINGTON	W	4-2	23-15-11	15,231
9	10/27	@ OTTAWA	L	3-4	5-4-0	18,165	50	02/03	WINNIPEG	W	2-1	24-15-11	16,773
10	10/29	@ BUFFALO	W	3-2	6-4-0	18,690	51	02/04	@ TAMPA BAY	L	3-6	24-16-11	**19,204
11	10/31	WINNIPEG	L-SO	3-4	6-4-1	11,855	52	02/07	@ WASHINGTON	L	0-4	24-17-11	18,506
12	11/03	CHICAGO	L-SO	2-3	6-4-2	15,929	53	02/09	LOS ANGELES	W	3-1	25-17-11	14,929
13	11/06	TAMPA BAY	W	3-4	6-4-3	15,066	54	02/11	@ NEW JERSEY	W	3-1	26-17-11	14,938
14	11/08	@ TORONTO	W	5-1	7-4-3	19,414	55	02/12	@ NY ISLANDERS	W	4-1	27-17-11	14,179
15	11/10	@ WINNIPEG	W	5-2	8-4-3	15,004	56	02/15	OTTAWA	L	2-6	27-18-11	14,038
16	11/13	PHILADELPHIA	L	2-3	8-5-3	15,215	57	02/17	WASHINGTON	L	1-2	27-19-11	**17,779
17	11/15	@ DALLAS	W	6-0	9-5-3	10,175	58	02/19	ANAHEIM	L	0-2	27-20-11	15,945
18	11/17	@ ST LOUIS	L	1-4	9-6-3	17,642	59	02/23	MINNESOTA	L-SO	2-3	27-20-12	13,892
19	11/19	PITTSBURGH	W	3-2	10-6-3	**18,071	60	02/25	@ CAROLINA	W-SO	3-2	28-20-12	18,680
20	11/21	NEW JERSEY	W	4-3	11-6-3	13,122	61	02/26	MONTREAL	W	4-2	29-20-12	**18,108
21	11/23	NY RANGERS	W	2-1	12-6-3	**17,461	62	02/28	@ TORONTO	W	5-3	30-20-12	19,420
22	11/25	TAMPA BAY	L-OT	1-2	12-6-4	**17,380	63	03/01	@ WINNIPEG	L	0-7	30-21-12	15,004
23	11/26	@ TAMPA BAY	L	1-5	12-7-4	17,841	64	03/03	NASHVILLE	L	1-3	30-22-12	15,904
24	11/29	@ CAROLINA	W	3-1	13-7-4	13,065	65	03/04	OTTAWA	W	4-2	31-22-12	15,811
25	12/01	@ LOS ANGELES	L	1-2	13-8-4	17,720	66	03/08	@ PHILADELPHIA	L	0-5	31-22-12	19,675
26	12/03	@ SAN JOSE	W	5-3	14-8-4	17,562	67	03/09	@ PITTSBURGH	L-OT	1-2	31-22-13	18,606
27	12/05	WASHINGTON	W	5-4	15-8-4	16,337	68	03/11	CAROLINA	W	2-0	32-22-13	15,081
28	12/08	@ BOSTON	W	2-0	16-8-4	17,565	69	03/13	TORONTO	W	5-2	33-22-13	**17,475
29	12/09	@ BUFFALO	L-OT	1-2	16-8-5	18,690	70	03/15	BOSTON	W	6-2	34-22-13	**19,004
30	12/11	@ NY RANGERS	L	1-6	16-9-5	18,200	71	03/17	BUFFALO	W-SO	3-2	35-22-13	16,827
31	12/13	NEW JERSEY	L-SO	2-3	16-9-6	14,649	72	03/20	@ PHILADELPHIA	W	2-1	36-23-13	19,568
32	12/16	CALGARY	W-SO	3-2	17-9-6	15,575	73	03/21	@ CAROLINA	L	1-3	36-24-13	18,680
33	12/18	CAROLINA	W-OT	3-2	18-9-6	15,289	74	03/23	EDMONTON	L-SO	1-2	36-24-14	16,214
34	12/20	PHOENIX	L	1-2	18-10-6	**17,711	75	03/25	NY ISLANDERS	L-SO	2-3	36-24-15	16,814
35	12/22	@ OTTAWA	L-OT	3-4	18-10-7	19,296	76	03/27	@ MONTREAL	W-SO	3-2	37-24-15	21,273
36	12/23	@ BOSTON	L	0-8	18-11-7	17,565	77	03/29	@ MINNESOTA	L-OT	2-3	37-24-16	16,214
37	12/27	TORONTO	W	5-3	19-11-7	**20,406	78	03/30	@ COLUMBUS	L	1-4	37-25-16	17,994
38	12/30	NY RANGERS	L	1-4	19-12-7	**20,238	79	04/01	@ DETROIT	L-SO	1-2	37-25-17	20,066
39	12/31	MONTREAL	W	3-5	20-12-7	**20,098	80	04/03	WINNIPEG	L-OT	4-5	37-25-18	17,760
40	01/05	@ NY RANGERS	L-OT	2-3	20-12-8	18,200	81	04/05	@ WASHINGTON	L	2-4	37-26-18	18,506
41	01/06	@ NEW JERSEY	L	2-5	20-13-8	15,793	82	04/07	CAROLINA	W	4-1	38-26-18	**19,057

PANTHERS SEASON-BY SEASON



2012-13

GENERAL MANAGER: Dale Tallon

CAPTAIN: Ed Jovanovski

STANDINGS: 5th in Southeast Division, 15th in Eastern Conference

HEAD COACH: Kevin Dineen

RECORD: 15-27-6 (36 Points)

NO	POS	NAME	TEAM	GP	G	A	PTS	+/-	PIM	PP	SH	GW	S
14	LW	Tomas Fleischmann	FLA	48	12	23	35	-10	16	2	1	2	121
11	C	Jonathan Huberdeau	FLA	48	14	17	31	-15	18	2	0	1	112
82	RW	Tomas Kopecky	FLA	47	15	12	27	-8	28	4	1	0	92
51	D	Brian Campbell	FLA	48	8	19	27	-22	12	6	0	2	70
18	C	Shawn Matthias	FLA	48	14	7	21	-8	16	2	1	1	106
57	C	Marcel Doc	FLA	42	9	10	19	-6	8	4	0	1	92
88	C	Peter Mueller	FLA	43	8	9	17	-11	18	2	0	0	131
15	C	Drew Shore*	FLA	43	3	10	13	-10	14	1	1	1	96
12	RW	Jack Skille	FLA	40	3	9	12	-9	11	0	0	0	69
7	D	Dmitry Kulikov	FLA	34	3	7	210	-5	22	2	0	2	52
3	D	TJ Brennan	FLA	19	2	7	9	-8	2	0	0	0	24
17	D	Filip Kubsa	FLA	44	1	9	10	-18	24	0	0	0	19
43	D	Mike Weaver	FLA	27	1	8	9	-3	8	0	0	0	21
19	LW	Scottie Upshall	FLA	27	4	1	5	-8	25	1	0	1	54
25	C	Jerred Smithson	FLA	35	2	3	5	-4	10	0	0	0	22
27	RW	Alex Kovalev	FLA	14	2	3	5	-1	6	1	0	1	21
32	RW	Kris Versteeg	FLA	10	2	2	4	-8	8	0	0	0	20
9	D	Stephen Weiss	FLA	17	1	3	4	-13	25	1	0	0	10
23	D	Tyson Strachan	FLA	38	0	4	4	-13	40	0	0	0	42
44	D	Erik Gudbranson	FLA	32	0	4	4	-22	47	0	0	0	49
13	C	Mike Santorelli	FLA	24	2	1	3	-7	2	0	0	0	21
22	RW	George Parros	FLA	39	1	1	2	-15	57	0	0	0	16
27	C	Nick Bjugstad*	FLA	11	1	0	1	-8	2	0	0	0	17
37	C	Greg Rallo	FLA	10	1	0	1	-3	2	1	0	0	10
47	D	Colby Robak*	FLA	16	0	1	1	-1	17	0	0	0	15
55	D	Ed Jovanovski	FLA	6	0	1	1	-4	0	0	0	0	6
76	LW	Eric Selleck*	FLA	2	0	1	1	2	17	0	0	0	2
4	D	Keaton Ellerby	FLA	9	0	0	0	-2	36	0	0	0	8
42	C	Quinton Howden	FLA	18	0	0	0	-11	2	0	0	0	22
72	D	Alex Petrovic	FLA	6	0	0	0	-8	25	0	0	0	5
34	D	Nolan Yonkman	FLA	7	0	0	0	-1	0	0	0	0	4
75	C	Scott Timmins	FLA	5	0	0	0	-2	4	0	0	0	6
52	C	Jonathan Rheault	FLA	5	0	0	0	0	0	0	0	0	5
62	D	Michael Caruso	FLA	2	15	0	0	-1	0	0	0	0	0

NO	GOALTENDERS	GP	MINS	GAA	W	L	OT	SO	GA	SA	SV%
35	Jacob Markstrom*	23	1266	3.22	8	14	1	0	68	685	.901
60	Jose Theodore	15	766	3.29	4	6	3	0	42	391	.893
30	Scott Clemmensen	11	866	3.67	3	7	2	0	53	421	.874
33	Jacob Markstrom	1	39:49	3.01	0	1	0	0	2	14	.857

*Indicates Rookie

GAME	DATE	OPP.	RES.	SCORE	REC.	ATTEND.	GAME	DATE	OPP.	RES.	SCORE	REC.	ATTEND.
1	1/19/13	CAR	W	5-1	1-0-0	**19,688	25	3/8/13	WPG	L-OT	2-3	7-12-6	16,442
2	1/21/13	@OTT	L	0-4	1-1-0	**19,952	26	3/10/13	MTL	L	2-5	7-13-6	**19,189
3	1/22/13	@MTL	L	1-4	1-2-0	**21,273	27	3/12/13	TBL	L	2-3	7-14-6	15,174
4	1/24/13	OTT	L	1-3	1-3-0	15,364	28	3/14/13	@BOS	L	1-4	7-15-6	**17,565
5	1/26/13	PHI	L	1-7	1-4-0	**19,311	29	3/16/13	NYI	L	3-4	7-16-6	**17,627
6	1/29/13	@TBL	L	2-5	1-5-0	**19,204	30	3/19/13	@CAR	W	4-1	8-16-6	16,349
7	1/31/13	WPG	W	6-3	2-5-0	15,731	31	3/21/13	@NRY	W	3-1	9-16-6	**17,200
8	2/3/13	@BUF	W	4-3	3-5-0	**18,831	32	3/23/13	@NJL	L	1-2	9-17-6	**17,625
9	2/5/13	@WPG	L-OT	2-3	3-5-1	**15,004	33	3/24/13	@NYI	L	0-3	9-18-6	14,512
10	2/7/13	@PHI	W-SO	3-2	4-5-1	**19,616	34	3/26/13	@TOR	L	2-3	9-19-6	**19,379
11	2/9/13	@WSH	L	0-5	4-6-1	**18,506	35	3/28/13	BUF	W-SO	5-4	10-19-6	**17,044
12	2/12/13	WSH	L-OT	5-6	4-6-2	15,340	36	3/30/13	NJD	W-OT	3-2	11-19-6	**18,138
13	2/14/13	MTL	L-OT	0-1	4-6-3	17,021	37	4/2/13	@TBL	W-SO	3-2	12-19-6	17,904
14	2/16/13	TBL	L-OT	5-6	4-6-4	17,004	38	4/6/13	WSH	L	3-4	12-20-6	16,886
15	2/18/13	TOR	L	0-3	4-7-4	**17,177	39	4/7/13	OTT	W	2-1	13-20-6	15,552
16	2/21/13	@PHI	W	5-2	5-7-4	**19,605	40	4/11/13	@WPG	L	2-7	13-21-6	**15,004
17	2/22/13	@PIT	L	1-3	5-8-4	**18,655	41	4/13/13	PIT	L	1-3	13-22-6	**18,891
18	2/24/13	BOS	L	1-4	5-9-4	**18,108	42	4/16/13	@NYI	L	2-5	13-23-6	15,922
19	2/26/13	PIT	W	6-4	6-9-4	**17,378	43	4/18/13	@NRY	L	1-6	13-24-6	**17,200
20	2/28/13	BUF	L-SO	3-4	6-9-5	15,672	44	4/20/13	@NJL	L	2-6	13-25-6	16,018
21	3/2/13	@CAR	L	2-6	6-10-5	**18,680	45	4/21/13	@BOS	L	0-3	13-26-6	**17,565
22	3/3/13	CAR	L	2-3	6-11-5	15,978	46	4/23/13	NYR	W	3-2	14-26-6	**17,758
23	3/5/13	WPG	W	4-1	7-11-5	14,574	47	4/25/13	TOR	L	0-4	14-27-6	16,484
24	3/7/13	@WSH	L	1-7	7-12-5	**18,506	48	4/27/13	@TBL	W	5-3	15-27-6	**19,204

PANTHERS SEASON-BY SEASON



2013-14

GENERAL MANAGER: Dale Tallon

HEAD COACH: Kevin Dineen/Peter Horachek

CAPTAIN: Ed Jovanovski

RECORD: 29-45-8 (66 Points)

STANDINGS: 7th in Atlantic Division, 14th in Eastern Conference

NO	POS	PLAYER	TEAM	GP	G	A	PTS	-/+	PIM	PP	SH	GW	S
27	C	Nick Bjugstad*	FLA	76	16	22	38	-14	16	0	1	4	185
51	D	Brian Campbell	FLA	82	7	30	37	-6	20	2	0	2	116
19	L	Scottie Upshall	FLA	76	15	22	37	1	73	1	1	3	161
24	R	Brad Boyes	FLA	78	21	15	36	-6	28	2	1	1	176
20	L	Sean Bergenheim	FLA	62	16	13	29	-16	40	3	0	3	190
14	D	Tomas Fleischmann	FLA	80	8	20	28	-18	22	2	0	1	188
77	D	Tom Gilbert	FLA	73	3	25	28	-5	18	2	0	1	93
11	L	Jonathan Huberdeau	FLA	69	9	19	28	-5	37	2	0	1	108
16	C	Aleksander Barkov	FLA	54	8	16	24	-3	10	3	0	1	87
57	C	Marcel Goc	FLA	62	11	12	23	-7	31	0	0	1	105
7	D	Dmitry Kulikov	FLA	81	8	11	19	-26	66	2	1	0	127
17	C	Jesse Winchester	FLA	52	9	9	18	-2	38	1	0	2	100
12	R	Jimmy Hayes	FLA	53	11	7	18	-6	18	3	0	0	71
18	C	Shawn Matthias	FLA	59	9	7	16	0	14	0	0	0	88
73	C	Brandon Pirri	FLA	21	7	7	14	0	2	2	0	0	46
23	C	Scott Gomez	FLA	46	2	10	12	-11	24	0	0	0	56
82	R	Tomas Gopoczky	FLA	49	4	8	12	0	18	0	1	0	95
4	D	Dylan Olsen	FLA	44	3	9	12	-3	8	0	0	0	60
44	D	Erik Gudbranson	FLA	65	3	6	9	-7	114	0	0	0	92
67	C	Vincent Trocheck	FLA	20	5	3	8	-11	6	1	1	0	38
32	R	Kris Versteeg	FLA	18	2	5	7	-9	9	0	0	0	47
15	C	Drew Shore	FLA	24	5	2	7	-1	8	1	1	1	23
43	D	Mike Weaver	FLA	55	0	6	6	-9	23	0	0	0	44
42	L	Quinton Howden	FLA	16	4	0	10	0	1	0	0	0	23
55	D	Ed Jovanovski	FLA	37	1	4	5	-6	39	0	0	0	44
21	R	Krys Barch	FLA	55	0	4	4	-10	99	0	0	0	19
47	D	Colby Robak	FLA	16	0	2	2	-4	6	0	0	0	15
97	D	Matt Gilroy	FLA	16	1	1	2	-2	6	0	0	0	27
10	R	Joey Crabb	FLA	9	0	1	1	-2	7	0	0	0	5
26	R	Bobby Butler	FLA	2	0	1	1	1	2	0	0	0	5
72	D	Alex Petrovic	FLA	7	0	1	1	3	8	0	0	0	4
22	D	Mike Mottau	FLA	8	0	0	0	-3	4	0	0	0	1
6	D	Ryan Whitney	FLA	7	0	0	0	-7	6	0	0	0	8
28	L	Garrett Wilson	FLA	3	0	0	0	-1	0	0	0	0	8
58	D	Jonathan Racine	FLA	1	0	0	0	-1	2	0	0	0	0

NO	GOALTENDERS	GP	MINS	GAA	W	L	OT	SO	GA	SA	SV%
34	Tim Thomas	40	2299	2.87	16	20	3	0	110	1206	.909
30	Scott Clemmensen	17	914	3.09	6	7	1	0	47	454	.896
1	Roberto Luongo	12	804	2.46	6	7	1	1	33	432	.924
35	Jacob Markstrom	12	614	3.52	1	6	3	0	36	285	.874
39	Dan Ellis	6	337	4.81	0	5	0	0	27	165	.836

*Indicates Rookie

GAME	DATE	OPP.	RES.	SCORE	REC.	ATTEND.	GAME	DATE	OPP.	RES.	SCORE	REC.	ATTEND.
1	10/3	@DAL	W	4-2	1-0-0	16100	42	1/4	NSH	W-SO	5-4	16-20-6	15796
2	10/5	@STL	L	0-7	1-1-0	16264	43	1/6	@MTL	L	1-2	16-21-6	**21273
3	10/8	@PHI	L	1-2	1-2-0	**19589	44	1/9	@BUF	W-SO	2-1	17-21-6	17872
4	10/10	@TBL	L	2-7	1-3-0	**19204	45	1/11	@NJ	L-OT	1-2	17-21-7	16592
5	10/11	PIT	W	6-3	2-3-0	**18584	46	1/14	NYI	L-OT	4-2	18-21-7	13730
6	10/13	LAK	L	0-3	2-4-0	12810	47	1/16	SJS	L	0-3	18-22-7	13149
7	10/15	@NSH	L	3-4	2-5-0	15935	48	1/18	@CAR	L	2-3	18-23-7	15476
8	10/17	BOS	L	2-3	2-6-0	14440	49	1/20	@PIT	W	5-1	19-23-7	**18660
9	10/19	MIN	W-SO	2-1	3-6-0	13081	50	1/21	@BUF	W	4-3	20-23-7	17583
10	10/22	CHI	L-SO	2-3	3-6-1	15779	51	1/24	COL	L	2-3	20-24-7	**17274
11	10/25	BUF	L	1-3	3-7-1	12984	52	1/26	@DET	W-SO	5-4	21-24-7	**20066
12	10/27	TBL	L-SO	3-4	3-7-2	12336	53	1/28	@BOS	L	2-6	21-25-7	**17565
13	11/1	STL	L	0-4	3-8-2	12922	54	1/30	@TOR	L	3-6	21-26-7	**19448
14	11/2	@WSH	L-SO	2-3	3-8-3	**18506	55	2/1	@CBJ	L	1-4	21-27-7	16762
15	11/5	EDM	L-OT	3-4	3-8-4	12035	56	2/4	TOR	W	4-1	22-27-7	15583
16	11/7	@BOS	L	1-4	3-9-4	**17585	57	2/6	DET	L	1-3	22-28-7	15623
17	11/9	@OTT	L	2-3	3-10-4	16244	58	2/7	@CAR	L	1-5	22-29-7	16132
18	11/10	@NYR	L	3-4	3-11-4	**18806	59	2/27	WSH	L	4-5	22-30-7	14180
19	11/12	ANA	W	4-1	4-11-4	13354	60	3/1	@CBJ	L	3-6	22-31-7	15441
20	11/15	@MIN	L	2-3	4-12-4	**18102	61	3/2	@NYI	W	5-3	23-31-7	13008
21	11/16	@COL	W	4-1	5-12-4	17321	62	3/4	@BOS	L	1-4	23-32-7	**17565
22	11/19	@VAN	W-SO	3-2	6-12-4	**18910	63	3/7	BUF	W	2-0	24-32-7	14402
23	11/21	@EDM	L	1-4	6-13-4	**16839	64	3/9	BOS	L	2-5	24-33-7	**18858
24	11/22	@CAR	L-SO	3-4	6-13-5	**19289	65	3/11	PHX	L	1-3	24-34-7	12211
25	11/25	PHI	W	3-1	7-13-5	14259	66	3/13	@TBL	L	4-5	24-35-7	18324
26	11/27	NYR	L	2-5	7-14-5	**17268	67	3/14	NJD	W	5-3	25-35-7	14496
27	11/30	PIT	L	1-5	7-15-5	**17583	68	3/16	VAN	L-SO	3-4	25-35-8	14215
28	12/3	OTT	L	2-4	7-16-5	10074	69	3/18	@SJS	W	3-2	26-35-8	**17562
29	12/5	WPG	W	5-2	8-16-5	10966	70	3/20	@PHX	L	1-2	26-36-8	14442
30	12/7	@DET	W	2-1	9-16-5	**20866	71	3/22	@LAK	L	0-4	26-37-8	**18118
31	12/8	@CHI	L	2-4	9-17-5	**21119	72	3/23	@ANA	L	2-6	26-38-8	**17281
32	12/10	DET	W-SO	3-2	10-17-5	13358	73	3/25	OTT	W-SO	3-2	27-38-8	13435
33	12/13	WSH	W-SO	3-2	11-17-5	15097	74	3/27	CAR	L	0-3	27-39-8	12379
34	12/15	@MTL	W	2-1	12-17-5	**21273	75	3/29	MTL	L	1-4	27-40-8	**17119
35	12/17	@TOR	W	3-1	13-17-5	**19076	76	3/31	@NJD	L	3-6	27-41-8	15209
36	12/19	@OTT	W	4-2	14-17-5	15927	77	4/1	@NYI	L	2-4	27-42-8	11812
37	12/20	@WPG	L	2-5	14-18-5	**15004	78	4/4	COY	L	1-2	27-43-8	12055
38	12/23	TBL	L	1-6	14-19-5	15942	79	4/6	DAL	W	3-2	28-43-8	13366
39	12/28	DET	L	3-4	14-20-5	**18932	80	4/8	PHI	L	2-5	28-44-8	12487
40	12/29	MTL	W	4-1	15-20-5	**19891	81	4/10	TOR	W	4-2	29-44-8	13110
41	12/31	NYR	L-SO	1-2	15-20-6	16083	82	4/12	CBJ	L	2-3	29-45-8	14241

PANTHERS SEASON-BY SEASON



2014-15

GENERAL MANAGER: Dale Tallon

CAPTAIN: Willie Mitchell

STANDINGS: 6th in Atlantic Division, 14th in Eastern Conference

HEAD COACH: Gerard Gallant

RECORD: 38-29-15 (91 Points)

NO	POS	NAME	TEAM	GP	G	A	PTS	+/-	PIM	PP	SH	GW	S
11	LW	Jonathan Huberdeau	FLA	79	15	39	54	10	38	0	0	0	169
36	LW	Jussi Jokinen	FLA	81	8	36	44	-2	34	2	0	0	134
27	C	Nick Bjugstad	FLA	72	24	19	43	-7	38	7	0	3	207
5	D	Aaron Ekblad	FLA	81	12	27	39	12	32	6	0	4	170
24	RW	Brad Boyes	FLA	78	14	24	38	11	20	5	0	0	151
16	C	Aleksander Barkov	FLA	71	16	20	36	-4	16	3	0	3	123
12	RW	Jimmy Hayes	FLA	72	19	16	35	-4	20	4	0	3	166
51	D	Brian Campbell	FLA	82	3	24	27	4	22	1	0	0	118
73	C	Brandon Pirri	FLA	49	22	2	24	6	14	7	0	4	143
63	C	Dave Bolland	FLA	3	6	17	23	4	48	0	1	0	76
7	D	Dmitry Kulikov	FLA	73	3	19	22	0	48	1	0	0	83
21	C	Vincent Trocheck	FLA	50	7	15	22	9	24	1	0	0	89
68	RW	Jaromir Jagr	FLA	20	6	12	18	7	6	2	0	2	50
19	LW	Scottie Upshall	FLA	63	8	7	15	-8	28	0	0	2	93
44	D	Erik Gudbranson	FLA	76	4	9	13	-4	58	0	0	0	110
17	C	Derek MacKenzie	FLA	82	5	6	11	-17	45	1	0	0	72
33	D	Willie Mitchell	FLA	66	3	5	8	1	25	0	0	0	78
82	RW	Tomas Kopecky	FLA	64	2	6	8	-19	28	0	0	1	106
4	D	Dylan Olsen	FLA	44	2	6	8	-720	0	0	0	0	44
22	LW	Shawn Thornton	FLA	46	1	4	5	-13	50	0	0	0	53
3	D	Steven Kampfer	FLA	25	2	2	4	-4	12	0	0	1	28
72	D	Alex Petrovic	FLA	33	0	3	3	-4	34	0	0	0	29
74	D	Shane O'Brien	FLA	9	0	1	1	-4	5	0	0	0	4
23	C	Rocco Grimaldi	FLA	7	1	0	1	1	4	0	0	0	18
28	LW	Garrett Wilson	FLA	2	0	0	0	-2	0	0	0	0	5

NO	GOALTENDERS	GP	GS	MIN	GAA	W	L	OT	SO	SA	GA	SV%
1	Roberto Luongo	61	61	3528	2.35	28	19	12	2	1743	138	.921
35	Al Montoya	20	13	977	3.01	6	7	2	0	453	49	.892
39	Dan Ellis	8	8	486	2.35	4	3	1	1	221	19	.914

*Indicates Rookie

#	DATE	TEAM	W-L-OT	RECORD	ATTEND.	#	DATE	TEAM	W-L-OT	RECORD	ATTEND.
1	10/09	@ TAMPA BAY	O*	00-00-01	19204+	42	01/15	COLORADO	L	20-13-09	9584
2	10/11/	NEW JERSEY	L	00-01-01	11419	43	01/17	EDMONTON	O**	20-13-10	10529
3	10/13	OTTAWA	L	00-02-01	7311	44	01/19	VANCOUVER	L	20-14-10	9373
4	10/17	@ BUFFALO	W	01-02-01	17864	45	01/27	DETROIT	L	20-15-10	12190
5	10/18	@ WASHINGTON	O**	01-02-02	18506+	46	01/29	COLUMBUS	W	21-15-10	7917
6	10/21	@ COLORADO	W*	02-02-02	14440	47	01/31	@ NEW JERSEY	L	21-16-10	16278
7	10/25	@ ARIZONA	O*	02-02-03	13202	48	02/02	@ NY RANGERS	L	21-17-10	18006+
8	10/30	ARIZONA	W	03-02-03	7691	49	02/03	@ NY ISLANDERS	W	22-17-10	14704
9	11/01	PHILADELPHIA	W	04-02-03	9774	50	02/05	LOS ANGELES	W	23-17-10	9624
10	11/04	@ BOSTON	O*	04-02-04	17565+	51	02/08	NASHVILLE	O**	23-17-11	10844
11	11/06	@ PHILADELPHIA	L	04-03-04	19777+	52	02/10	ANAHEIM	W	24-17-11	8576
12	11/08	CALGARY	L	04-04-04	9230	53	02/12	@ MINNESOTA	L	24-18-11	19055+
13	11/11	SAN JOSE	W	05-04-04	8075	54	02/13	@ DALLAS	L	24-19-11	18211
14	11/14	NY ISLANDERS	O**	05-04-05	10010	55	02/15	ST. LOUIS	O**	24-19-12	11859
15	11/16	@ ANAHEIM	W	06-04-05	16128	56	02/17	@ TORONTO	W	25-19-12	19098+
16	11/18	@ LOS ANGELES	L	06-05-05	18230+	57	02/19	@ MONTREAL	W**	26-19-12	21286+
17	11/20	@ SAN JOSE	W**	07-05-05	17331	58	02/21	@ OTTAWA	L	26-20-12	16938
18	11/22	@ NASHVILLE	O**	07-05-06	17163+	59	02/22	@ PITTSBURGH	L	26-21-12	18592+
19	11/24	MINNESOTA	L	07-06-06	8426	60	02/24	@ CHICAGO	O**	26-21-13	21526+
20	11/26	CAROLINA	W	08-06-06	8119	61	02/26	CHICAGO	L	26-22-13	17387+
21	11/28	OTTAWA	W	09-06-06	9758	62	02/28	BUFFALO	W	27-22-13	10374
22	12/01	@ COLUMBUS	L	09-07-06	12309	63	03/01	TAMPA BAY	W	28-22-13	10336
23	12/02	@ DETROIT	W	10-07-06	20027	64	03/03	TORONTO	L	28-23-13	10198
24	12/04	COLUMBUS	O**	10-07-07	7788	65	03/05	DALLAS	L	28-23-14	8510
25	12/06	BUFFALO	L	11-07-07	8597	66	03/07	NY ISLANDERS	W**	29-23-14	14474
26	12/08	@ ST. LOUIS	L	11-08-07	17330	67	03/12	WINNIPEG	W	30-23-14	9819
27	12/12	@ DETROIT	W**	12-08-07	20027	68	03/14	@ CAROLINA	W	31-23-14	11790
28	12/13	@ BUFFALO	O*	12-08-08	18450	69	03/15	@ NY RANGERS	L	31-24-14	18006+
29	12/16	WASHINGTON	W**	13-08-08	10012	70	03/17	MONTREAL	L	31-25-14	18245+
30	12/18	@ PHILADELPHIA	W**	14-08-08	19582+	71	03/19	DETROIT	W	32-25-14	11458
31	12/20	@ PITTSBURGH	L	14-09-08	18468+	72	03/21	BOSTON	W**	33-25-14	17044+
32	12/22	PITTSBURGH	W**	15-09-08	15947	73	03/24	@ TAMPA BAY	L	33-26-14	18729
33	12/28	TORONTO	W	16-09-08	17877+	74	03/26	@ TORONTO	W	34-26-14	18831+
34	12/30	MONTREAL	O**	16-09-09	19614+	75	03/28	@ MONTREAL	O*	34-26-15	21287+
35	12/31	NY RANGERS	L	16-10-09	15090	76	03/29	@ OTTAWA	W	35-26-15	19045
36	01/02	@ BUFFALO	W	17-10-09	19070+	77	03/31	@ BOSTON	L	35-27-15	17565+
37	01/04	@ WASHINGTON	L	17-11-09	18504+	78	04/02	CAROLINA	W	36-27-15	9927
38	01/08	@ VANCOUVER	L	18-11-09	18799+	79	04/04	TAMPA BAY	L	36-28-15	11072
39	01/09	@ CALGARY	W	19-11-09	19289+	80	04/05	MONTREAL	L	36-29-15	14112
40	01/11	@ EDMONTON	W	20-11-09	16839+	81	04/09	BOSTON	W	37-29-15	11778
41	01/13	@ WINNIPEG	L	20-12-09	15016+	82	04/11	NEW JERSEY	W	38-29-15	12236

PANTHERS SEASON-BY SEASON



2015-16

GENERAL MANAGER: Dale Tallon

CAPTAIN: Willie Mitchell

STANDINGS: 1st in Atlantic Division, 3rd in Eastern Conference

ATLANTIC DIVISION CHAMPIONS

HEAD COACH: Gerard Gallant

RECORD: 47-26-9 (103 Points)

POS	No.	Player	TEAM	GP	G	A	PTS	+/-	PIM	PPG	SHG	S
RW	68	Jaromir Jagr	FLA	79	27	39	66	23	48	5	0	143
LW	36	Jussi Jokinen	FLA	81	18	42	60	25	42	5	1	153
C	11	Jonathan Huberdeau	FLA	76	20	39	59	17	43	4	1	174
C	16	Aleksander Barkov	FLA	66	28	31	59	18	8	9	1	171
C	21	Vincent Trocheck	FLA	76	25	28	53	15	44	4	1	174
RW	18	Reilly Smith	FLA	82	25	25	50	19	31	5	0	173
C	5	Aaron Ekblad	FLA	78	15	21	36	18	41	3	0	182
D	27	Nick Bjorklund	FLA	67	15	19	34	-8	41	6	0	171
D	51	Brian Campbell	FLA	82	6	25	31	31	26	0	1	99
C	73	Brandon Pirri	FLA	52	11	13	24	-4	30	3	0	111
D	7	Dmitry Kulikov	FLA	74	1	16	17	8	51	0	0	99
D	6	Alex Petrovich	FLA	66	2	15	17	17	90	0	0	53
C	17	Derek MacKenzie	FLA	64	6	7	13	7	36	0	0	79
LW	24	Jiri Hudler	FLA, CGY	19	6	5	11	0	10	2	0	29
RW	26	Teddy Purcell	FLA, EDM	15	3	8	11	-2	2	0	0	19
C	42	Quinton Howden	FLA	58	6	5	11	-1	18	0	0	54
D	44	Erik Gudbranson	FLA	64	2	7	9	3	49	0	0	73
C	33	Willie Mitchell	FLA	46	1	6	7	-2	18	0	0	33
RW	48	Logan Shaw	FLA	53	5	2	7	-7	13	1	0	72
C	53	Corban Knight	FLA	20	2	5	7	3	4	0	0	11
C	86	Connor Brickley	FLA	23	1	4	5	1	14	0	0	13
C	23	Rocco Grimaldi	FLA	20	3	2	5	-4	2	0	0	29
RW	22	Shawn Thornton	FLA	50	1	4	5	-2	80	0	0	58
C	63	Dave Bolland	FLA	25	1	4	5	-2	16	0	0	26
C	3	Steven Kampfer	FLA	47	0	4	4	5	26	0	0	54
D	46	Jakub Kindl	FLA, DET	19	0	2	2	10	4	0	0	26
C	41	Gregg McKegg	FLA	15	2	0	2	1	2	0	0	14
D	4	Dylan Olsen	FLA	8	0	1	1	-1	2	0	0	9
C	92	Kyle Rau	FLA	9	0	0	0	-1	2	0	0	15
D	56	Michael Matheson	FLA	3	0	1	1	2	0	0	0	4
D	37	Brent Regner	FLA	7	0	0	0	-2	4	0	0	7
LW	28	Garrett Wilson	FLA	29	0	0	0	-2	24	0	0	28
LW	45	John McFarland	FLA	3	0	0	0	-1	0	0	0	2

NO GOAL TENDERS	GP	GS	MIN	GAA	W	L	OT	SO	SA	GA	SV%
G Roberto Luongo	62	60	3602	2.35	35	19	6	4	1801	141	.922
G Al Montoya	25	22	977	3.01	12	7	3	0	608	49	.919

*Indicates Rookie

#	DATE	TEAM	W-L-OT	RECORD	GF-GA	ATTEND.	#	DATE	TEAM	W-L-OT	RECORD	GF-GA	ATTEND.
1	10/10	PHI	W	01-00-00	7-1	19434+	42	01/10	@ EDM	W	26-12-04	2-1	68.11
2	10/12	@ PHI	L	01-01-00	0-1	19769+	43	01/11	@ VAN	O*	26-12-05	2-3	18570
3	10/13	@ CAR	W	02-01-00	4-1	10901	44	01/11	@ CGY	L	26-13-05	0-6	18702
4	10/15	BUF	W	03-01-00	3-2	11616	45	01/17	@ TBL	L	26-14-05	1-3	19092+
5	10/17	DAL	L	03-02-00	2-4	12834	46	01/18	EDM	L	26-15-05	2-4	14897
6	10/20	@ PIT	O*	03-02-01	2-3	18471+	47	01/22	CHI	W	27-15-05	4-0	19343+
7	10/22	@ CHI	L	03-03-01	2-3	21591+	48	01/23	TBL	W	28-15-05	5-2	19626+
8	10/24	@ DAL	W	04-03-01	6-2	18532+	49	01/26	TOR	W	29-15-05	5-1	14585
9	10/27	COL	W	05-03-01	4-1	11694	50	02/02	@ WSH	W	30-15-05	5-2	18506+
10	10/30	BOS	L	05-04-01	1-3	27p	51	02/04	DET	W	31-15-05	6-3	16991
11	10/31	WSH	O*	05-04-02	1-2	11207	52	02/06	PIT	O*	31-15-06	2-3	20295+
12	11/04	@ ANA	O**	05-04-03	2-3	15169	53	02/08	@ DET	L	31-16-06	0-3	20027
13	11/05	@ SJS	L	05-05-03	2-5	15525	54	02/09	@ BUF	W	32-16-06	7-4	18521
14	11/07	@ LAK	L	05-06-03	1-4	18230+	55	02/12	STL	L	32-17-06	3-5	13904
15	11/10	CGY	W	06-06-03	4-3	11242	56	02/13	NSH	L	32-18-06	0-5	15591
16	11/12	BUF	L	06-07-03	2-3	11271	57	02/15	PIT	W**	33-18-06	2-1	15595
17	11/14	@ TBL	W**	07-07-03	5-4	19092+	58	02/18	SJS	O**	33-18-07	1-2	13019
18	11/16	TBL	W	08-07-03	1-0	12067	59	02/20	WPG	W	34-18-07	3-1	16210
19	11/19	ANA	L	08-08-03	1-3	10947	60	02/25	ARI	W	35-18-07	3-2	13134
20	11/21	NYR	O*	08-08-04	4-5	17866	61	02/27	@ CBJ	O**	35-18-08	3-4	15400
21	11/23	LAK	L	08-09-04	1-3	10997	62	02/28	@ MIN	L	35-19-08	1-3	19093+
22	11/27	NYI	W**	09-09-04	3-2	14598	63	03/01	@ WPG	W	36-19-08	3-2	15294+
23	11/29	@ DET	W**	10-09-04	2-1	20027	64	03/03	@ COL	L	36-20-08	2-3	16194
24	12/01	@ STL	W	11-09-04	3-1	15395	65	03/05	@ ARI	L	36-21-08	1-5	14825
25	12/03	@ NSH	W	12-09-04	2-1	15405	66	03/07	BOS	O*	36-21-09	4-5	19194
26	12/04	@ CBJ	W**	13-09-04	2-1	14062	67	03/10	OTT	W	37-21-09	6-2	15051
27	12/06	@ NJD	L	13-10-04	2-4	13643	68	03/12	PHI	W**	38-21-09	5-4	19404+
28	12/08	OTT	L	13-11-04	2-4	11571	69	03/14	@ NYI	L	38-22-09	2-3	14106
29	12/10	WSH	W	14-11-04	4-1	12810	70	03/15	@ MTL	W	39-22-09	4-1	21288+
30	12/12	@ BOS	L	14-12-04	1-3	17565+	71	03/17	@ TOR	W	40-22-09	4-1	18922+
31	12/15	@ NYI	W	15-12-04	5-1	13656	72	03/19	DET	L	40-23-09	3-5	20817+
32	12/17	@ NJD	W	16-12-04	5-1	12512	73	03/21	@ NYR	L	40-24-09	2-4	18006+
33	12/18	@ CAR	W	17-12-04	2-0	10511	74	03/24	@ BOS	W	41-24-09	4-1	17565+
34	12/20	VAN	W**	18-12-04	5-4	13459	75	03/26	@ TBL	W	42-24-09	5-2	19092+
35	12/22	OTT	W**	19-12-04	2-1	14538	76	03/29	TOR	W	42-25-09	2-5	16724
36	12/27	CBJ	W	20-12-04	3-2	16902	77	03/31	NJD	W	43-25-09	3-2	15803
37	12/29	MTL	W	21-12-04	3-1	19822+	78	04/02	MTL	W	44-25-09	4-3	17427
38	01/02	NYR	W	22-12-04	3-0	20289+	79	04/04	@ TOR	W	45-25-09	4-3	18846+
39	01/03	MIN	W	23-12-04	2-1	15426	80	04/05	@ MTL	W	46-25-09	4-1	21288+
40	01/05	@ BUF	W	24-12-04	5-1	18560	81	04/07	@ OTT	L	46-26-09	1-3	19165+
41	01/07	@ OTT	W	25-12-04	3-2	17150	82	04/09	CAR	W	47-26-09	5-2	18434

PANTHERS SEASON-BY SEASON



2016-17

GENERAL MANAGER: Tom Rowe

HEAD COACH: Gerard Gallant/Tom Rowe

CAPTAIN: Derek MacKenzie

RECORD: 35-36-11 (81 Points)

STANDINGS: 6th in Atlantic Division, 13th in Eastern Conference

POS	NO	PLAYER	TEAM	GP	G	A	P	+/-	PIM	PPG	SHG	GWG	S
C	21	Vincent Trocheck	FLA	82	23	31	54	-13	43	2	10	2	230
C	16	Aleksander Barkov	FLA	61	21	31	52	13	10	3	0	5	142
C	81	Jonathan Marchessault	FLA	75	30	21	51	-21	38	8	0	6	193
R	68	Jaromir Jagr	FLA	82	16	30	46	2	56	8	0	2	181
R	3	Keith Yandle	FLA	82	5	36	41	-6	39	2	0	0	178
R	18	Reilly Smith	FLA	80	15	22	37	-13	17	6	1	3	160
L	36	Jussi Jokinen	FLA	69	11	17	28	-15	39	4	1	2	118
L	55	Jason Demers	FLA	81	9	19	28	-14	53	0	0	2	98
L	11	Jonathan Huberdeau	FLA	31	10	16	26	-2	13	3	0	2	86
C	7	Colton Sceviour	FLA	80	9	15	24	-16	25	1	3	1	172
D	5	Aaron Ekblad	FLA	68	10	11	21	-23	58	4	1	2	225
D	19	Michael Matheson	FLA	81	7	17	17	-5	36	0	0	0	86
D	13	Mark Pysyk	FLA	82	4	13	17	0	10	0	0	0	179
C	27	Derek MacKenzie	FLA	82	6	10	16	-7	50	0	2	1	91
C	27	Nick Bjugstad	FLA	54	7	7	14	-19	22	1	0	1	91
D	6	Alex Petrovic	FLA	49	1	13	14	-1	79	0	0	0	55
C	62	Denis Malgin	FLA	47	6	4	10	-5	8	2	0	1	67
L	46	Thomas Vanek	FLA, DET	20	2	8	10	-7	6	0	0	0	34
C	48	Michael Sgarbossa	FLA, ANA	29	2	5	7	-3	9	1	0	0	44
C	90	Jared McCann	FLA	29	1	6	7	-1	4	0	0	0	26
C	41	Greg McKegg	FLA	31	3	3	6	-5	11	0	0	0	28
C	24	Seth Griffith	FLA, TOR	21	0	5	5	6	8	0	0	0	18
L	22	Shawn Thornton	FLA	50	2	2	4	-7	67	0	0	0	42
D	44	Jakub Kindl	FLA	39	0	4	4	-11	28	0	0	0	41
C	92	Kyle Rau	FLA	24	2	1	3	-3	4	0	0	0	21
R	38	Shane Harper	FLA	14	2	1	3	-1	18	0	0	0	13
R	15	Paul Thompson	FLA	21	0	3	3	-4	22	0	0	0	19
D	8	Dylan Mollrath	FLA, NYR	5	1	0	1	-2	10	0	0	0	3
D	12	Ian McCoshen	FLA	3	0	1	1	0	0	0	0	0	0
D	77	Steven Kampfer	FLA	1	0	0	0	-1	4	0	0	0	0
D	52	MacKenzie Weegar	FLA	3	0	0	0	0	4	0	0	0	3

NO	GOALTENDER GP	GS	W	L	T	OT	SA	SVS	GA	SV%	GAA	
34	James Reimer	43	39	18	16	0	5	1222	1124	98	.920	2.53
1	Roberto Luongo	40	39	17	15	0	6	1217	1113	104	.915	2.68
20	Reto Berra	7	4	0	5	0	0	145	127	18	.876	3.45

*Indicates Rookie

#	DATE	TEAM	W-L-OT	RECORD	GF-GA	ATTEND.	#	DATE	TEAM	W-L-OT	RECORD	GF-GA	ATTEND.
1	10/13	NJD	W*	01-00-00	2-1	17128*	42	1/9	@ NJD	W	18-16-08	3-0	12834
2	10/15	DET	W	02-00-00	4-1	16868	43	1/11	@ NYI	W	19-16-08	2-1	13529
3	10/18	@ TBL	O**	02-00-01	3-4	19092*	44	1/13	NYI	L	19-17-08	2-5	14352
4	10/20	WSH	L	02-01-01	2-4	12440	45	1/14	CBJ	W	20-17-08	4-3	14795
5	10/22	COL	W	03-01-01	5-2	14326	46	1/17	@ CGY	L	20-18-08	2-5	18137
6	10/25	@ PIT	L	03-02-01	2-3	18434*	47	1/18	@ EDM	O*	20-18-09	3-4	18347
7	10/27	@ TOR	L	03-03-01	2-3	18979*	48	1/20	@ VAN	L	20-19-09	1-2	18865*
8	10/29	@ BUF	L	03-04-01	0-3	18261	49	1/23	@ ARI	O*	20-19-10	2-3	10042
9	10/30	@ DET	W	04-04-01	5-2	20027	50	1/26	TBL	W*	21-19-10	2-1	14248
10	11/1	BOS	L	04-05-01	1-2	13808	51	1/31	OTT	W	22-19-10	6-5	11933
11	11/3	NJD	W*	05-05-01	4-3	11597	52	2/3	ANA	W	23-19-10	2-1	14689
12	11/5	@ WSH	L	05-06-01	2-4	18506*	53	2/9	LAK	L	23-20-10	3-6	13451
13	11/7	TBL	W	06-06-01	3-1	11703	54	2/11	@ NSH	W	24-20-10	7-4	17113*
14	11/10	SJS	L	06-07-01	2-4	11703	55	2/15	@ SJS	W*	25-20-10	6-5	17562*
15	11/12	NYI	W*	07-07-01	3-2	15828	56	2/17	@ ANA	W	26-20-10	4-1	16339
16	11/15	@ MTL	W*	08-07-01	4-3	21288*	57	2/18	@ LAK	W	27-20-10	3-2	18230*
17	11/17	@ TOR	L	08-08-01	1-6	18931*	58	2/20	@ STL	W	28-20-10	2-1	19239*
18	11/19	@ OTT	W	09-08-01	4-1	14132	59	2/22	EDM	L	28-21-10	3-4	15300
19	11/20	@ NYR	W**	10-08-01	3-2	18006*	60	2/24	CGY	L	28-22-10	2-4	14765
20	11/22	PHI	L	10-09-01	1-3	15515	61	2/26	OTT	L	28-23-10	1-2	14118
21	11/26	CBJ	W**	11-09-01	2-1	13573	62	2/28	CAR	W**	29-23-10	3-2	10839
22	11/27	@ CAR	L	11-10-01	2-3	8124	63	3/2/	@ PHI	O**	29-23-11	1-2	19650*
23	11/29	@ CHI	O**	11-10-02	1-2	21475*	64	3/4	DAL	L	29-24-11	1-2	15713
24	12/1	@ DET	W*	12-10-02	2-1	20027	65	3/7	NYR	L	29-25-11	2-5	16716
25	12/3	@ OTT	L	12-11-02	0-2	15149	66	3/10	MIN	L	29-26-11	4-7	16232
26	12/5	@ BOS	O*	12-11-03	3-4	17565*	67	3/11	@ TBL	L	29-27-11	2-3	19092*
27	12/6	@ PHI	O*	12-11-04	2-3	18999	68	3/14	TOR	W	30-27-11	7-2	17552*
28	12/8	PIT	L	12-12-04	1-5	14068	69	3/16	@ CBJ	L	30-28-11	1-2	14921
29	12/10	VAN	W	13-12-04	4-2	17585*	70	3/17	@ NYR	W**	31-28-11	4-3	18064*
30	12/13	@ MIN	L	13-13-04	1-5	18754*	71	3/19	@ PIT	L	31-29-11	0-4	18653*
31	12/15	@ WPG	O**	13-13-05	3-4	15294*	72	3/21	CAR	L	31-30-11	3-4	10793
32	12/16	@ COL	W	14-13-05	3-1	14679	73	3/23	ARI	W	32-30-11	3-1	11338
33	12/20	BUF	W**	15-13-05	4-3	14265	74	3/25	CHI	W	33-30-11	7-0	18625*
34	12/22	BOS	L	15-14-05	1-3	14462	75	3/27	@ BUF	L	33-31-11	2-4	18564
35	12/23	DET	O**	15-14-06	3-4	15374	76	3/28	@ TOR	L	33-32-11	2-3	19278*
36	12/28	TOR	O**	15-14-07	2-3	16965	77	3/30	@ MTL	L	33-33-11	2-6	21288*
37	12/29	MTL	O*	15-14-08	2-3	17489*	78	4/1	@ BOS	L	33-34-11	2-5	17565*
38	12/31	@ DAL	W	16-14-08	3-1	18532*	79	4/3	MTL	L	33-35-11	1-4	15222
39	1/4	WPG	L	16-15-08	1-4	13607	80	4/6	STL	L	33-36-11	3-6	13194
40	1/6	NSH	W	17-15-08	2-1	14003	81	4/8	BUF	W	34-36-11	3-0	17235*
41	1/7	BOS	L	17-16-08	0-4	16630	82	4/9	@ WSH	W	35-36-11	2-0	18506*

PANTHERS SEASON-BY SEASON



2017-18

GENERAL MANAGER: Dale Tallon

CAPTAIN: Derek MacKenzie

STANDINGS: 4th in Atlantic Division, 9th in Eastern Conference

HEAD COACH: Bob Boughner

RECORD: 44-30-8 (96 Points)

POS	No.	Player	TEAM	GP	G	A	P	+/-	PIM	PP	SH	GW	S
C	16	Aleksander Barkov	FLA	79	27	51	78	9	14	5	5	3	256
C	21	Vincent Trocheck	FLA	82	31	44	75	-9	54	13	3	5	287
L	11	Jonathan Huberdeau	FLA	82	27	42	69	-2	32	7	0	4	204
R	63	Evgenii Dadonov	FLA	74	28	37	65	10	8	6	0	6	188
C	3	Keith Yandle	FLA	82	8	48	56	7	35	1	0	1	179
C	27	Nick Bjugstad	FLA	82	19	30	49	5	41	1	0	1	230
D	5	Aaron Ekblad	FLA	82	16	22	38	9	71	5	0	4	189
L	88	Jamie McGinn	FLA	76	13	16	29	-5	33	4	0	0	116
C	90	Jared McCann	FLA	68	9	19	28	11	30	1	0	4	143
D	19	Mike Matheson	FLA	81	10	17	27	-1	61	1	0	2	167
C	7	Colton Sceviour	FLA	76	11	13	24	6	24	0	1	2	141
C	62	Denis Malgin	FLA	51	11	11	22	4	6	1	0	3	79
D	13	Mark Pysyk	FLA	82	3	13	16	-8	20	0	0	0	106
R	71	Radim Vrbata	FLA	42	5	9	14	-7	16	2	0	0	88
C	17	Derek MacKenzie	FLA	75	3	11	14	-9	31	0	1	0	86
D	6	Alexander Petrovic	FLA	67	2	11	13	-2	98	0	0	1	60
L	23	Connor Brickley	FLA	44	4	8	12	-6	19	0	0	2	62
C	18	Micheal Haley	FLA	75	3	6	9	-13	212	0	0	1	55
C	72	Frank Vatrano	FLA, BOS	16	5	3	8	6	12	0	0	0	30
D	52	MacKenzie Weegar	FLA	60	2	6	8	5	32	0	0	0	58
C	78	Maxim Mamin	FLA	26	3	1	4	2	7	0	0	1	28
D	12	Ian McCoshen	FLA	38	3	1	4	-10	25	0	0	1	26
C	95	Henrik Borgstrom	FLA	4	1	0	1	-1	0	0	0	0	6
R	74	Owen Tippett	FLA	7	1	0	1	-6	0	0	0	0	17
L	25	Henrik Haapala	FLA	5	0	1	1	0	0	0	0	0	3
L	73	Dryden Hunt	FLA	11	0	1	1	-5	2	0	0	0	12
C	14	Curtis Valk	FLA	1	0	0	0	0	0	0	0	0	0
C	50	Chase Bailis	FLA	8	0	0	0	-2	0	0	0	0	6

NO.	GOALTENDER TEAM	GP	GS	W	L	OT	SA	SVS	GA	SV%	GAA	
34	James Reimer	FLA	44	42	22	14	6	1373	1253	120	0.913	2.99
1	Roberto Luongo	FLA	35	33	18	11	2	1143	1062	81	0.929	2.47
29	Harri Sateri	FLA	9	7	4	4	0	271	247	24	0.911	2.92
31	Antti Niemi	FLA, PIT	2	0	0	1	0	39	34	5	0.872	5.08

*Indicates Rookie

#	DATE	TEAM	W-L-OT	RECORD	GF-GA	ATTEND.	#	DATE	TEAM	W-L-OT	RECORD	GF-GA	ATTEND.
1	10/06	@ TBL	L	00-01-00	3-5	19092+	42	01/09	@ STL	W	18-18-06	7-4	18783
2	10/07	TBL	W	01-01-00	5-4	16871	43	01/12	@ CGY	L	18-19-06	2-4	14519
3	10/12	STL	W	02-01-00	5-2	10846	44	01/19	VGK	W*	19-19-06	4-3	17468+
4	10/14	@ PIT	L	02-02-00	3-4	18582+	45	01/20	@ NSH	L	19-20-06	3-4	17441+
5	10/17	@ PHI	L	02-03-00	1-5	19145	46	01/23	@ DAL	L	19-21-06	1-6	17987
6	10/20	PIT	L	02-04-00	3-4	17556	47	01/25	WSH	L	19-22-06	2-4	14033
7	10/21	@ WSH	W	03-04-00	4-1	18506+	48	01/30	@ NYI	W	20-22-06	4-1	10423
8	10/24	@ MTL	L	03-05-00	1-5	21302+	49	02/01	@ BUF	W	21-22-06	4-2	16707
9	10/26	ANA	W	04-05-00	1-5	10545	50	02/03	DET	W	22-22-06	3-2	17987+
10	10/28	DET	O**	04-05-01	2-3	13085	51	02/06	VAN	W	23-22-06	3-1	10758
11	10/30	TBL	L	04-06-01	5-8	9493	52	02/09	LAK	L	23-23-06	1-3	14099
12	11/02	CBJ	L	04-07-01	3-7	9311	53	02/12	@ EDM	W	24-23-06	4-5	18347
13	11/04	NYR	O**	04-07-02	4-5	15036	54	02/14	@ VAN	W	25-23-06	4-3	17412
14	11/07	@ CAR	L	04-08-02	1-3	8828	55	02/17	@ CGY	W	26-23-06	6-3	19289+
15	11/10	@ BUF	W	05-08-02	4-1	17812	56	02/18	@ WPG	L	26-24-06	2-7	15321+
16	11/11	@ NJD	L	05-09-02	1-2	16514+	57	02/20	@ TOR	L	26-25-06	0-1	18961+
17	11/14	DAL	W**	06-09-02	4-3	10928	58	02/22	WSH	W	27-25-06	3-2	15312
18	11/16	@ SJS	W	07-09-02	2-0	16411	59	02/24	PIT	W	28-25-06	6-5	17581+
19	11/18	@ LAK	L	07-10-02	0-4	18230	60	02/27	TOR	W*	29-25-06	3-2	14265
20	11/19	@ ANA	L	07-11-02	2-3	17174+	61	03/01	NJD	W	30-25-06	3-2	10846
21	11/22	TOR	W**	08-11-02	2-1	15256	62	03/02	BUF	W	31-25-06	4-1	12759
22	11/25	CHI	L	08-12-02	1-4	14302	63	03/04	PHI	W	32-25-06	4-1	14428
23	11/27	@ NJD	W	09-12-02	3-2	13184	64	03/06	@ TBL	O*	32-25-07	4-5	19092+
24	11/28	@ NYR	W	10-12-02	5-4	17376+	65	03/08	MTL	W	33-25-07	5-0	14901
25	12/01	@ SJS	L	10-13-02	1-2	12323	66	03/10	NYR	W**	34-25-07	4-3	16712
26	12/02	@ CAR	O*	10-13-03	2-3	14246	67	03/12	OTT	W	34-26-07	3-5	11585
27	12/04	NYI	O**	10-13-04	4-5	11210	68	03/15	BOS	W	35-26-07	3-0	16067
28	12/07	WPG	W	11-13-04	6-4	10768	69	03/17	EDM	L	35-27-07	2-4	14192
29	12/09	COL	L	11-14-04	3-7	13821	70	03/19	@ MTL	W	36-27-07	2-0	21302+
30	12/11	@ DET	W	12-14-04	2-1	19515+	71	03/20	@ OTT	W	37-27-07	7-2	14434
31	12/12	@ CHI	O**	12-14-05	2-3	21795+	72	04/02	CBJ	L	37-28-07	0-4	16919
32	12/14	@ COL	L	12-15-05	1-2	13096	73	03/24	ARI	W	38-28-07	4-2	14905
33	12/17	@ VGK	L	12-16-05	2-5	17593+	74	03/26	@ NYI	W	39-28-07	3-0	10951
34	12/19	@ ARI	W	13-16-05	3-2	10203	75	03/28	@ TOR	L	39-29-07	3-4	18893+
35	12/22	MIN	W	14-16-05	4-2	13259	76	03/29	@ OTT	O*	39-29-08	2-3	15095
36	12/23	OTT	W	15-16-05	1-0	13694	77	03/31	@ BOS	L	39-30-08	1-5	17565+
37	12/28	PHI	W	16-16-05	2-2	17083+	78	04/02	CAR	W	40-30-08	3-2	10619
38	12/30	MTL	W	17-16-05	2-0	18013+	79	04/03	NSH	W	41-30-08	2-1	12147
39	01/02	@ MIN	L	17-17-05	1-5	19029+	80	04/05	BOS	W	42-30-08	3-2	14860
40	01/05	@ DET	L	17-18-05	2-4	19515+	81	04/07	BUF	W	43-30-08	4-3	16254
41	01/07	@ CBJ	O**	17-18-06	2-3	16535	82	04/08	@ BOS	W	44-30-08	4-2	17565+

PANTHERS SEASON-BY SEASON



2018-19

GENERAL MANAGER: Dale Tallon
CAPTAIN: Aleksander Barkov
STANDINGS: 5th in Atlantic Division, 14th in Eastern Conference

HEAD COACH: Bob Boughner
RECORD: 36-32-14 (86 Points)

Pos	No.	Player	TEAM	GP	G	A	P	+/-	PIM	PPG	SHG	GWG	S
C	11	Aleksander Barkov	FLA	82	36	61	96	-3	8	13	0	5	206
L	11	Jonathan Huberdeau	FLA	82	30	62	92	-14	40	11	0	5	226
L	68	Mike Hoffman	FLA	82	36	34	70	-24	30	17	0	6	253
R	63	Evgenii Dadonov	FLA	82	28	42	70	-6	8	8	0	4	195
D	3	Keith Yandle	FLA	82	9	53	62	-17	50	7	0	2	199
C	72	Frank Vatrano	FLA	81	24	15	39	-10	38	2	0	1	208
D	5	Aaron Ekblad	FLA	82	13	24	37	1	47	5	0	1	180
C	21	Vincent Trocheck	FLA	55	10	24	34	-9	54	3	1	1	158
D	19	Mike Matheson	FLA	75	8	19	27	-24	44	0	0	2	129
R	22	Troy Brouwer	FLA	75	12	9	21	-6	47	0	1	1	86
C	90	Jared McCann	FLA	46	8	10	18	-9	18	1	1	1	78
C	95	Henrik Borgstrom	FLA	50	8	10	18	-14	4	3	0	0	54
C	62	Denis Malgin	FLA	50	7	9	16	-10	14	0	0	0	66
C	7	Colton Sceviour	FLA	59	5	10	15	-2	15	0	0	0	116
D	52	MacKenzie Weegar	FLA	64	4	11	15	-3	64	0	0	2	79
C	8	Jayce Hawryluk	FLA	42	7	5	12	-8	16	0	0	0	35
C	27	Nick Bjostad	FLA	32	5	7	12	-2	16	1	0	1	60
D	13	Mark Pysyk	FLA	70	1	10	11	-1	26	0	0	0	64
L	73	Dryden Hunt	FLA	31	3	7	10	0	8	0	0	0	53
C	15	Riley Sheahan	FLA, PIT	33	2	8	10	-2	4	0	0	0	50
D	55	Bogdan Kiselevich	FLA	32	0	8	8	-3	12	0	0	0	14
L	88	Jamie McGinn	FLA	19	4	3	7	-5	6	1	0	1	23
R	91	Juho Lammikko	FLA	40	0	6	6	-7	6	0	0	0	39
C	25	Derrick Brassard	FLA, PIT	10	1	3	4	-6	2	0	0	0	16
D	18	Michael Haley	FLA	19	24	1	2	-2	30	0	0	0	0
D	12	Ian McCoshen	FLA	19	1	2	2	-2	8	0	0	0	15
D	2	Josh Brown	FLA	37	1	1	2	-3	28	0	0	0	28
D	23	Jacob MacDonald	FLA	2	1	0	1	1	0	0	0	0	1
D	6	Alexander Petrovic	FLA	26	0	1	1	-8	24	0	0	0	40
C	17	Derek MacKenzie	FLA	1	0	0	0	0	0	0	0	0	0
D	6	Chris Wideman	FLA, EDM	1	0	0	0	-1	2	0	0	0	2
D	70	Riley Stillman	FLA	1	0	0	0	0	2	0	0	0	1
D	25	Brady Keeper	FLA	1	0	0	0	1	0	0	0	0	1
R	76	Anthony Greco	FLA	1	0	0	0	-3	0	0	0	0	2
C	78	Maxim Mamin	FLA	7	0	0	0	-2	5	0	0	0	8

NO.	GOALTENDER	GP	GS	W	L	OT	GAA	SV%	SA	SV	GA	SO
1	Roberto Luongo	43	40	18	16	5	3.12	.899	1205	1083	122	1
34	James Reimer	36	29	13	12	5	3.09	.900	929	836	93	0
33	Sam Montembeault	11	10	4	3	2	3.05	.894	282	252	30	0

*Indicates Rookie

#	DATE	TEAM	W-L-OT	RECORD	GF-GA	ATTEND.	#	DATE	TEAM	W-L-OT	RECORD	GF-GA	ATTEND.
1	10/06	@ TBL	O**	00-00-01	1-2	19092*	42	01/10	@ EDM	O**	17-17-08	3-4	18347*
2	10/11	CBJ	L	00-01-01	4-5	14394	43	01/11	@ CGY	L	17-18-08	3-4	18579
3	10/13	VAN	L	00-02-01	2-3	11953	44	01/13	@ VAN	L	17-19-08	1-5	18610
4	10/16	@ PHI	O**	00-02-02	5-6	19038	45	01/15	@ MTL	L	17-20-08	1-5	20576
5	10/19	@ WSH	W**	01-02-02	6-5	18506*	46	01/18	TOR	W	18-20-08	3-1	16741
6	10/20	DET	O**	01-02-03	3-4	14534	47	01/19	@ NSH	W	19-20-08	4-2	17716*
7	10/23	@ NYR	L	01-03-03	2-5	17016	48	01/21	SJS	W	20-20-08	6-2	14014
8	10/24	@ NYI	W*	02-03-03	3-2	9743	49	02/01	NSH	L	20-21-08	1-4	13158
9	10/27	@ NJD	L	02-04-03	2-3	15927	50	02/02	VGK	W	21-21-08	3-1	15202
10	11/01	WPG	L	02-05-03	2-4	13490*	51	02/05	STL	L	21-22-08	2-3	10243
11	11/02	@ WPG	W	03-05-03	4-2	13490*	52	02/07	PIT	W*	22-22-08	3-2	14712
12	11/08	EDM	W	04-05-03	4-1	11484	53	02/09	@ WSH	W*	23-22-08	5-4	18506*
13	11/10	NYI	L	04-06-03	4-2	11947	54	02/10	TBL	L	23-23-08	3-6	13666
14	11/11	OTT	W	06-05-03	5-1	11192	55	02/12	DAL	L	23-24-08	0-3	9472
15	11/13	@ PHI	W	07-05-03	2-1	19147	56	02/14	CGY	W**	24-24-08	3-2	10198
16	11/15	@ CBJ	L	07-06-03	3-7	14872	57	02/17	MTL	W	25-24-08	6-3	16212
17	11/17	@ NYR	L	07-07-03	2-4	18006*	58	02/19	BUF	W	26-24-08	4-2	10340
18	11/19	@ OTT	W	08-07-03	7-5	11570	59	02/21	CAR	L	26-25-08	3-4	10750
19	11/21	@ TBL	L	08-08-03	3-7	19092*	60	02/23	LAK	W	27-25-08	6-1	14290
20	11/23	@ CAR	L	08-09-03	1-4	13226	61	02/25	@ COL	W*	28-25-08	4-3	14338
21	11/24	CHI	O*	08-09-04	4-5	14283	62	02/26	@ ARI	O**	28-25-09	3-4	11912
22	11/26	NJD	W*	09-09-04	4-3	9456	63	02/28	@ VGK	O**	28-25-10	5-6	18281*
23	11/28	ANA	L	09-10-04	2-3	9078	64	03/02	CAR	O*	28-25-11	3-4	13923
24	11/30	BUF	W*	10-10-04	3-2	12179	65	03/03	OTT	L	28-26-11	2-3	11752
25	12/01	TBL	O**	10-11-04	4-5	12361	66	03/05	@ PIT	O*	29-26-12	2-3	18464*
26	12/04	BOS	W	11-10-05	5-0	12058	67	03/07	@ BOS	L	28-27-12	3-4	17565*
27	12/06	COL	L	11-11-05	2-5	10077	68	03/08	MIN	W	29-27-12	6-2	12388
28	12/08	NYR	O**	11-11-06	4-5	15295	69	03/10	DET	W	30-27-12	6-1	15238
29	12/11	@ STL	L	11-12-06	3-4	16255	70	03/14	@ SJS	W	31-27-12	4-2	17388
30	12/13	@ MIN	L	11-13-06	1-5	18714*	71	03/16	@ LAK	W	32-27-12	4-3	18022
31	12/15	TOR	W*	12-13-06	4-3	14177	72	03/17	@ ANA	L	32-28-12	2-3	16523
32	12/18	@ BUF	W	13-13-06	5-2	17602	73	03/19	@ DAL	L	32-29-12	2-4	17654
33	12/20	@ TOR	L	13-14-06	1-6	19329*	74	03/21	ARI	W	33-29-12	4-2	12576
34	12/22	@ DET	W	14-14-06	2-1	19515*	75	03/23	BOS	L	33-30-12	3-7	17129*
35	12/23	@ CHI	W	15-14-06	6-3	21789*	76	03/25	@ TOR	L	33-31-12	5-7	19125*
36	12/28	MTL	L	15-15-06	3-5	19512*	77	03/26	@ MTL	L	33-32-12	1-6	21029*
37	12/29	PHI	W	16-15-06	2-1	15717	78	03/28	@ OTT	W	34-32-12	5-2	14230
38	12/31	@ DET	W**	17-15-06	4-3	19515*	79	03/30	@ BOS	W	35-32-12	4-1	17565*
39	01/03	@ BUF	L	17-16-06	3-4	18551	80	04/01	WSH	W	36-32-12	5-3	14376
40	01/05	CBJ	O*	17-16-07	3-4	15213	81	04/04	NYI	O**	36-32-13	1-2	13775
41	01/08	@ PIT	L	17-17-07	1-5	18526*	82	04/06	NJD	O*	36-32-14	3-4	15259

PANTHERS SEASON-BY SEASON



2019-20

GENERAL MANAGER: Dale Tallon
CAPTAIN: Aleksander Barkov
STANDINGS: 4th in Atlantic Division, 10th in Eastern Conference

HEAD COACH: Joel Quenneville
RECORD: 36-32-14 (86 Points)

NO.	POS.	PLAYER	TEAM	GP	G	A	P	+/-	PIM	PPG	SHG	GWG	S
11	L	Jonathan Huberdeau	FLA	69	23	55	78	5	30	5	0	3	152
16	C	Aleksander Barkov	FLA	66	20	42	62	2	18	7	0	2	172
68	L	Mike Hoffman	FLA	69	29	30	59	-5	28	11	0	3	214
63	R	Evgenii Dadonov	FLA	69	25	22	47	-7	10	11	0	2	167
3	D	Keith Yandle	FLA	69	5	40	45	0	20	2	0	0	129
5	D	Aaron Ekblad	FLA	67	5	36	41	12	26	0	0	1	147
21	C	Vincent Trocheck	FLA,CAR	55	10	26	36	-3	33	0	0	1	129
77	C	Frank Vatrano	FLA	69	16	18	34	-8	30	2	2	4	162
10	R	Brett Connolly	FLA	69	19	14	33	-3	26	4	0	3	117
55	C	Noel Acciari	FLA	66	20	7	27	2	21	0	1	5	108
19	D	Mike Matheson	FLA	59	8	12	20	-1	14	1	0	1	104
6	D	Anton Stralman	FLA	69	5	14	19	0	14	0	0	3	89
13	D	Mark Pysyk	FLA	58	9	9	18	4	20	0	0	1	64
52	D	MacKenzie Weegar	FLA	45	7	11	18	6	33	0	0	1	77
7	C	Colton Sceviour	FLA	69	6	10	16	2	6	0	0	0	114
9	C	Brian Boyle	FLA	39	6	9	15	-5	17	1	0	1	56
62	C	Denis Malgin	FLA,TOR	36	4	8	12	-6	12	1	0	0	47
14	C	Dominic Toninato	FLA	46	4	7	11	4	37	0	0	0	38
2	D	Josh Brown	FLA	56	3	5	8	1	39	0	0	1	48
61	D	Riley Stillman	FLA	34	0	5	5	-3	14	0	0	0	39
28	C	Aleksi Saarela	FLA	9	2	2	4	2	0	0	0	0	15
73	L	Dryden Hunt	FLA	21	0	4	4	0	24	0	0	0	33
8	C	Jayce Hawryluk	FLA,OTT	15	1	2	3	-1	8	0	0	0	10
71	C	Lucas Wallmark	CAR,FLA	7	1	1	2	0	0	0	0	0	5
56	L	Erik Haula	CAR,FLA	7	0	2	2	0	2	0	0	0	14
95	C	Henrik Borgstrom	FLA	4	0	0	0	-2	2	0	0	0	3
No.	GOALTENDER	GP	GS	W	L	OT	GAA	Sv%	SA	Svs	GA		
72	Sergei Bobrovsky	50	49	23	19	6	3.23	.900	1,505	1,354	151		
60	Chris Driedger	12	11	7	2	1	2.05	.938	354	332	22		
33	Sam Montembeault	14	9	5	5	1	3.34	.890	356	317	39		

*Indicates Rookie

#	DATE	TEAM	W-L-OT	RECORD	GF-GA	ATTEND.	#	DATE	TEAM	W-L-OT	RECORD	GF-GA	ATTEND.
1	10/03/2019	@ TBL	L	00-01-00	2-5	19092	42	01/05/2020	@ PIT	W	22-15-05	4-1	18564
2	10/05/2019	TBL	W	01-01-00	4-3	**17424	43	01/07/2020	ARI	L	22-16-05	2-5	12120
3	10/08/2019	CAR	L	01-02-00	3-6	11638	44	01/09/2020	VAN	W	23-16-05	5-2	12648
5	10/12/2019	@ BUF	O**	01-02-01	2-3	15638	45	01/12/2020	TOR	W	24-16-05	8-4	15535
5	10/12/2019	@ NYI	O**	01-02-02	3-6	11421	46	01/16/2020	LAK	W	25-16-05	4-3	12575
6	10/14/2019	@ NJD	W	02-02-02	6-4	13208	47	01/18/2020	@ DET	W	26-16-05	4-1	19231
7	10/18/2019	COL	O*	02-02-03	4-5	13382	48	01/20/2020	@ MIN	W	27-16-05	5-4	17255
8	10/19/2019	@ NSH	W**	03-02-03	3-2	17534	49	01/21/2020	@ CHI	W	28-16-05	4-3	21559
9	10/22/2019	PIT	W	04-02-03	4-2	12738	50	02/01/2020	@ MTL	L	28-17-05	0-4	21302
10	10/24/2019	@ CGY	O**	04-02-04	5-6	18011	51	02/03/2020	@ TOR	W	29-17-05	5-3	19156
11	10/27/2019	@ EDM	W	05-02-04	6-2	17278	52	02/04/2020	@ CBJ	O*	29-17-06	0-1	17811
12	10/28/2019	@ VAN	L	05-03-04	2-7	17864	53	02/06/2020	VGK	L	29-18-06	2-7	15057
13	10/30/2019	@ COL	W*	06-03-04	4-3	16022	54	02/08/2020	PIT	L	29-19-06	2-3	**17773
14	11/02/2019	DET	W	07-03-04	4-0	14411	55	02/10/2020	@ PHI	L	29-20-06	1-4	17867
15	11/07/2019	WSH	O*	07-03-05	4-5	14085	56	02/11/2020	@ NJD	W	30-20-06	5-3	12732
16	11/09/2019	@ NYI	L	07-04-05	1-2	13100	57	02/13/2020	PHI	L	30-21-06	2-6	15556
17	11/10/2019	@ NYR	W**	08-04-05	6-5	17464	58	02/15/2020	EDM	L	30-22-06	1-4	15069
18	11/12/2019	@ BOS	W**	09-04-05	5-4	17850	59	02/17/2020	@ SJS	W	31-22-06	5-3	16510
19	11/14/2019	WPG	L	09-05-05	3-4	12190	60	02/19/2020	@ ANA	W	32-22-06	4-1	15716
20	11/16/2019	NYR	W	10-05-05	4-3	16512	61	02/20/2020	@ LAK	L	32-23-06	4-5	16911
21	11/19/2019	PHI	W	11-05-05	5-2	15151	62	02/22/2020	@ VGK	L	32-24-06	3-5	18480
22	11/21/2019	ANA	W*	12-05-05	5-4	11316	63	02/25/2020	@ ARI	W	33-24-06	2-1	12391
23	11/23/2019	@ CAR	L	12-06-05	2-4	18159	64	02/27/2020	CHI	L	33-25-06	3-5	16322
24	11/24/2019	BUF	L	12-07-05	2-5	14443	65	02/29/2020	TOR	O**	33-25-07	2-3	16055
25	11/27/2019	@ WSH	L	12-08-05	3-4	18573	66	03/01/2020	CGY	L	33-26-07	0-3	14104
26	11/30/2019	NSH	W	13-08-05	3-0	14285	67	03/05/2020	BOS	O*	33-26-08	1-2	15577
27	12/03/2019	MIN	L	13-09-05	2-4	10167	68	03/07/2020	MTL	W	34-26-08	4-1	**17873
28	12/07/2019	CBJ	W	14-09-05	4-1	11640	69	03/09/2020	@ STL	W	35-26-08	2-1	18096
29	12/08/2019	SJS	W	15-09-05	5-1	11340	70	03/12/2020	@ DAL	PAUSE			
30	12/10/2019	TBL	L	15-10-05	1-2	10685	71	03/14/2020	NJD	PAUSE			
31	12/12/2019	NYI	L	15-11-05	1-3	12609	72	03/16/2020	@ DET	PAUSE			
32	12/14/2019	BOS	L	15-12-05	2-4	15157	73	03/17/2020	@ WPG	PAUSE			
33	12/16/2019	OTT	W	16-12-05	6-1	10448	74	03/19/2020	BUF	PAUSE			
34	12/20/2019	DAL	W	17-12-05	7-4	14040	75	03/21/2020	STL	PAUSE			
35	12/21/2019	@ CAR	W	18-12-05	4-2	18224	76	03/23/2020	@ TOR	PAUSE			
36	12/23/2019	@ TBL	L	18-13-05	1-6	19092	77	03/24/2020	@ OTT	PAUSE			
37	12/28/2019	DET	W	19-13-05	6-4	**17731	78	03/26/2020	@ MTL	PAUSE			
38	12/29/2019	MTL	W	20-13-05	6-5	**19651	79	03/28/2020	@ BOS	PAUSE			
39	12/31/2019	@ CBJ	L	20-14-05	1-4	18977	80	03/30/2020	NYR	PAUSE			
40	01/02/2020	@ OTT	W	21-14-05	6-3	10991	81	04/02/2020	OTT	PAUSE			
41	01/04/2020	@ BUF	L	21-15-05	2-3	17731	82	04/04/2020	WSH	PAUSE			

NHL Season Paused due to COVID-19 Pandemic

INAUGURAL SEASON FIRSTS



LINE-UP: 10/6/93 at Chicago

STARTERS: Goalie-John Vanbiesbrouck, Defensemen-Joe Cirella and Keith Brown, Center-Brian Skrudland, Left Wing-Dave Lowry, Right Wing-Scott Mellanby.

WHO DRESSED: Defensemen-Gord Murphy, Greg Smyth, Brian Benning and Alexander Godnyuk, Forwards-Evgeny Davydov, Randy Gilhen, Mike Hough, Andrei Lomakin, Tom Fitzgerald, Scott Levins, Bill Lindsay, Jesse Belanger and Rob Niedermayer, Goalie-Mark Fitzpatrick.

DID NOT DRESS: Paul Laus, Brent Severyn and Jody Hull

VICTORY: 10/9 at Tampa Bay, 2-0 (GWG-Levins)

HOME VICTORY: 10/14 vs. Ottawa, 5-4 (GWG-Niedermayer)

ROAD VICTORY: 10/9 at Tampa Bay, 2-0 (GWG-Levins)

SHUTOUT: 10/9 at Tampa Bay, 2-0 (Vanbiesbrouck)

SHUTOUT AGAINST: 11/27, 4-0 at Hartford (Reese)

TIE: 10/6, 4-4 at Chicago

HOME TIE: 10/17, 3-3 vs. Tampa Bay

ROAD TIE: 10/6, 4-4 at Chicago

LOSS: 10/7, 5-3 at St. Louis

HOME LOSS: 10/12, 2-1 vs. Pittsburgh

ROAD LOSS: 10/7, 5-3 at St. Louis

GOAL: Scott Mellanby at 12:31 of 1st period, 10/6 at Chicago, assisted by Rob Niedermayer and Evgeny Davydov. Other players on ice, Keith Brown and Brian Benning.

SHOT ON GOAL: Brian Skrudland (save by Belfour), at 1:07 of 1st period, 10/6 at Chicago

POWER-PLAY GOAL: Scott Mellanby, at 12:31 of 1st period, 10/6 at Chicago

SHORT-HANDED GOAL: Brian Skrudland, at 6:40 of 3rd period, 10/29 vs. Winnipeg

GAME-WINNING GOAL: Scott Levins, at 2:19 of 1st period, 10/9 at Tampa Bay

EMPTY-NET GOAL: Tom Fitzgerald, at 19:33 of 3rd period, 10/9 at Tampa Bay

OVERTIME GOAL: Dave Lowry, at 4:56 of OT, 10/30 vs. Tampa Bay

PENALTY SHOT: None attempted

PENALTY (MINOR): Bill Lindsay (hooking Roenick), at 1:44 of 1st period, 10/6 at Chicago

PENALTY (MAJOR): Scott Levins (fighting with Neil Wilkinson), at 13:23 of 1st period, 10/6 at Chicago

GAME MISCONDUCT: Alexander Godnyuk, high stick, at 2:53 of 1st period, 10/9 at Tampa Bay

POWER-PLAY ATTEMPT: 8:52-10:52 of 1st period (slash on B. Sutter), 10/6 at Chicago

PENALTY KILL: 1:44-3:44 of 1st period (hooking Lindsay), 10/6 at Chicago

FORWARD TO SCORE GOAL: Scott Mellanby, at 12:31 of 1st period, 10/6 at Chicago

FORWARD TO RECORD ASSIST: Rob Niedermayer and Evgeny Davydov at 12:31 of 1st period, 10/6 at Chicago

DEFENSEMAN TO SCORE GOAL: Gord Murphy at 5:18 of 3rd period, 10/6 at Chicago

DEFENSEMAN TO RECORD ASSIST: Brian Benning at 15:30 of 2nd period, 10/7 at St. Louis

TWO-GOAL GAME AGAINST: Jeremy Roenick and Chris Chelios, (two each), 10/6 at Chicago

HAT TRICK: None

HAT TRICK AGAINST: Brendan Shanahan, 10/7 at St. Louis

MULTI-POINT GAME: Andrei Lomakin (1-1-2) and Scott Levins (0-2-2), 10/6 at Chicago

MULTI-POINT GAME AGAINST: Chris Chelios (2-2-4), Joe Murphy (0-3-3), Jeremy Roenick (2-0-0) and Steve Smith (0-2-2), 10/6 at Chicago

3-POINT GAME: Andrei Lomakin (2-1-3) and Jesse Belanger (0-3-3), 12/8 at Los Angeles

3-POINT GAME AGAINST: Chris Chelios (2-2-4), 10/6 at Chicago

4-POINT GAME AGAINST: Chris Chelios (2-2-4), 10/6 at Chicago

2-ASSIST GAME: Scott Levins (0-2-2), 10/6 at Chicago



OPPONENTS "FIRSTS" VS. PANTHERS

OPENING STARTERS AGAINST: 10/6 at Chicago: Goalie-Ed Belfour, Defensemen-Bryan Marchment and Chris Chelios, Center-Brent Sutter, Left Wing-Stephane Matteau, Right Wing-Joe Murphy.

GOAL: Chris Chelios (power-play goal), at 13:17 of 1st period, 10/6 at Chicago

SHORT-HANDED GOAL: Joe Mullen, at 3:51 of 3rd period, 10/12 vs. Pittsburgh

GAME-WINNING GOAL: Craig Janney, at 7:28 of 3rd period, 10/7 at St. Louis

GAME-TYING GOAL: Jeremy Roenick, at 16:07 of 3rd period, 10/6 at Chicago

EMPTY-NET GOAL: Teemu Selanne, at 19:36 of 3rd period, 10/26 vs. Winnipeg

OVERTIME GOAL: Rob Pearson, at 2:17 of OT, 10/21 vs. Toronto

PENALTY SHOT: Zigmund Palffy (unsuccessful), at 16:49 of 2nd

period, 4/14/94 vs. NY Islanders

PENALTY (MINOR): Brent Sutter (slashing), at 8:52 of 1st period, 10/6 at Chicago

PENALTY (MAJOR): Neil Wilkinson (fighting), at 13:23 of 1st period, 10/6 at Chicago

GAME MISCONDUCT: Bryan Marchment, at 16:04 of 2nd period, 10/6 at Chicago

POWER-PLAY ATTEMPT: 1:44-3:44 of 1st period (hooking-Lindsay), 10/6 at Chicago

PENALTY KILL: 8:52-10:52 of 1st period (slashing-Brent Sutter), 10/6 at Chicago

FORWARD TO SCORE GOAL: Jeremy Roenick, at 5:46 of 3rd period, 10/6 at Chicago

FORWARD TO RECORD ASSIST: Brian Noonan, at 13:17 of 1st period, 10/6 at Chicago

GOALTENDERS

DECISION: Mark Fitzpatrick, 10/7 at St. Louis, 5-3 loss

WIN: John Vanbiesbrouck, 10/9 at Tampa Bay, 2-0

LOSS: Mark Fitzpatrick, 10/7 at St. Louis, 5-3

TIE: John Vanbiesbrouck, 10/6 at Chicago, 4-4

SHUTOUT: John Vanbiesbrouck, 10/9 at Tampa Bay, 2-0

PENALTY SHOT FACED: Zigmund Palffy of the NY Islanders, 4/14/94 at Miami Arena, stopped by John Vanbiesbrouck, at 16:49 of the 2nd period



- #1 – Kevin Weekes, Kirk McLean, Roberto Luongo
- #2 – Joe Cirella, Terry Carkner, Lance Pitlick, Lyle Odelein, Lucas Krajicek, Branislav Mezei, Keith Ballard, Alexander Sulzer, Josh Brown
- #3 – Paul Laus, Karlis Skrastins, Clay Wilson, T.J. Brennan, Steven Kampfer, Keith Yandle
- #4 – Keith Brown, Per Gustafsson, John Jakopin, Bret Hedican, Jay Bouwmeester, Dennis Seidenberg, Keaton Ellerby, Dylan Olsen
- #5 – Gord Murphy, Filip Kuba, Brad Ference, Yan Golubovsky, Jeff Norton, Igor Ulanov, Branislav Mezei, Bryan Allen, Aaron Ekblad
- #6 – Greg Smyth, Peter Andersson, Jason Woolley, Jeff Norton, Peter Ratchuk, Dan Boyle, Andreas Lilja, Noah Welch, Magnus Johansson, Ville Koistinen, Dennis Wideman, Mike Duco, Ryan Whitney, Alexander Petrovic, Chris Wideman, Anton Stralman
- #7 – Brian Benning, Mike Casselman, Rhett Warrenner, Mike Wilson, Matt Herr, Pavel Trnka, Steve Montador, Noah Welch, Dmitry Kulikov, Colton Sceviour
- #8 – Dallas Eakins, Magnus Svensson, Craig Martin, Dallas Eakins, Jaroslav Spacek, Peter Worrell, Valeri Bure, Joel Kwiatkowski, Tim Kennedy, Wojtek Wolski, Dylan McIlrath, Jayce Hawryluk
- #9 – Jamie Leach, Radek Dvorak, Brad Smyth, Kirk Muller, Len Barrie, Igor Larionov, Stephen Weiss, Bryan Boyle
- #10 – Dave Lowry, Esa Tikkanen, Pavel Bure, Gary Roberts, David Booth, John Madden, Mike Mottau, Joey Crabb, Brett Connolly
- #11 – Evgeny Davydov, Bill Lindsay, Kevyn Adams, Bill Lindsay, Mikael Samuelsson, Jon Sim, Gregory Campbell, Niclas Bergfors, Joey Crabb, Jonathan Huberdeau
- #12 – Jody Hull, Chris Allen, Dwayne Hay, Marcus Nilson, Ryan Johnson, Alex Hicks, Olli Jokinen, Byron Bitz, Jack Skille, Jimmy Hayes, Ian McCoshen
- #13 – Oleg Kvasha, Vaclav Prospal, Juraj Kolnik, Anthony Stewart, Mike Santorelli, Mark Pysyk
- #14 – Stu Barnes, Ray Whitney, Niklas Hagman, Radek Dvorak, Sergei Samsonov, Tomas Fleischmann, Curtis Valk, Dominic Toninato
- #15 – Randy Gilhen, Doug Barrault, Gaetan Duchesne, Brett Harkins, David Nemirovsky, Dave Gagner, John Jakopin, Jeff Ware, John Jakopin, Jim Campbell, Eric Messier, Ty Jones, Jozef Stumpel, Jack Skille, Drew Shore, Paul Thompson, Riley Sheahan
- #16 – Len Barrie, Randy Moller, Ray Sheppard, Gilbert Dionne, Craig Ferguson, Craig Fisher, Ryan Johnson, Oleg Kvasha, Ray Sheppard, Ivan Novoseltsev, Mike Sillinger, Kevyn Adams, Matt Cullen, Nathan Horton, Darcy Hordichuk, Marco Sturm, Aleksander Barkov
- #17 – Mike Foligno, Dave Tomlinson, Jason Podollan, Viktor Kozlov, Viacheslav Butsayev, Steve Washburn, Ryan Johnson, Dwayne Hay, Greg Adams, Ryan Johnson, Matt Cullen, Garth Murray, Kendal McArdle, Jon Matsumoto, Filip Kuba, Jesse Winchester, Derek Mackenzie
- #18 – Mike Hough, Alex Hicks, Cam Stewart, Marcus Nilson, Ville Peltonen, Shawn Matthias, Reilly Smith, Micheal Haley
- #19 – Andrei Lomakin, Brad Smyth, Radek Dvorak, Len Barrie, Serge Payer, Stephen Weiss, Byron Ritchie, Dominic Moore, Marty Reasoner, Scottie Upshall, Mike Matheson
- #20 – Brian Skrudland, Valeri Bure, Craig MacDonald, Josh Olson, Kamil Piro, Joel Kwiatkowski, Ed Belfour, Richard Zednik, Ryan Carter, Sean Bergenheim, Reto Berra
- #21 – Tom Fitzgerald, Mark Parrish, Denis Shvidki, Alexei Semenov, Cory Murphy, Krys Barch, Vincent Trocheck
- #22 – Bob Kudelski, Steve Washburn, Dino Ciccarelli, Todd Simpson, Kristian Huselius, Sean Hill, Jassen Cullimore, Jeff Taffe, Matt Bradley, George Parros, Mike Mottau, Shawn Thornton, Troy Brouwer
- #23 – Bill Lindsay, Jeff Daniels, Rhett Warrenner, Chris Wells, Rocky Thompson, Kyle Rossiter, Juraj Kolnik, Lee Goren, Lukas Krajicek, Martin Gelin, Tyson Strachan, Scott Gomez, Rocco Grimaldi, Connor Brickley, Jacob MacDonald
- #24 – Brent Severyn, Robert Svehla, Darcy Hordichuk, Alexander Karpovtsev, Ruslan Salei, Bryan McCabe, Ryan Carter, Brad Boyes, Jiri Hudler, Seth Griffith
- #25 – Geoff Smith, Viktor Kozlov, Joe Nieuwendyk, Jacob Markstrom, Jerred Smithson, Henrik Haapala, Derick Brassard, Brady Keeper
- #26 – Scott Levins, Jesse Belanger, Ray Sheppard, Dan Boyle, David Nemirovsky, Ray Sheppard, Ivan Novoseltsev, Dan Boyle, Pierre Dagenais, Mike Van Ryn, Steve Bernier, Mikael Samuelsson, Bobby Butler, Teddy Purcell, Thomas Vanek
- #27 – Scott Mellanby, Jaroslav Bednar, Christian Berglund, Noah Welch, Steven Reinprecht, Michal Repik, Alex Kovalev, Nick Bjugstad
- #28 – Patrick Lebeau, Greg Hawgood, Magnus Svensson, Martin Straka, Peter Worrell, Jaroslav Spacek, Jason Wiemer, Jamie Rivers, Donald Audette, Kamil Kreps, Hugh Jessiman, Garrett Wilson, Aleksi Saarela
- #29 – Jeff Greenlaw, Johan Garpenlov, Ryan Johnson, Mike Vernon, Anders Eriksson, Lukas Krajicek, Jeff Toms, Igor Kravchuk, Jamie McLennan, Tomas Vokoun, Bill Thomas, Harri Sateri
- #30 – Mark Fitzpatrick, Mikhail Shtalenkov, Andrew Allen (dressed but did not play), Jani Hurme, Scott Clemmensen
- #31 – Sean Burke, Wade Flaherty, Steve Shields, Craig Anderson, Mike McKenna (dressed but did not play), Antti Niemi



- #32 – Richard Shulmistra, Mike Vernon, Ryan Jardine, Stephane Matteau, Grant McNeill, Michal Repik, Kris Versteeg, Adam Wilcox (dressed but did not play)
- #33 – Eldon Reddick, Filip Kuba, David Morisset, Kyle Rossiter, Kristian Kudroc, Jamie Allison, Eric Cairns, Wade Belak, Steve MacIntyre, Jacob Markstrom, Brian Foster, Willie Mitchell, Sam Montembeault
- #34 – John Vanbiesbrouck, Mathieu Biron, David Shantz (dressed, but did not play), Alexander Salak, Patrick Rissmiller, Nolan Yonkman, Tim Thomas, James Reimer
- #35 – Peter Ratchuk, Jean-Marc Pelletier (dressed but did not play), Alex Auld, Tyler Plante (dressed but did not play), Jacob Markstrom, Al Montoya
- #36 – Joey Tetarenko, Dmitry Yushkevich, Kyle Rossiter, Mark Cullen, Jussi Jokinen
- #37 – Herbert Vasiljevs, Trevor Kidd, Tanner Glass, Bill Thomas, Greg Rallo, Brent Regner
- #38 – Stephane Richer, Eric Beaudoin, Janis Sprukts, Shane Harper
- #39 – Alexander Godyniuk, Ivan Novoseltsev, Keaton Ellerby, Dan Ellis, Michael Hutchinson
- #40 – Steve Washburn, Eric Boguniecki, Vaclav Nedorost, Greg Jacina, Janis Sprukts
- #41 – Stephane Richer, Serge Payer, Andrej Podkonicky, Ryan Jardine, Nick Smith, Mike Green, Shawn Matthias, Greg McKeeg
- #42 – Jamie Linden, Nick Smith, Matt Herr, Brad Norton, Mikhail Yakubov, Quinton Howden
- #43 – David Emma, Paul Brousseau, Byron Ritchie, Serge Payer, David Brine, Dmitry Kulikov, Mike Weaver
- #44 – Rob Niedermayer, Sandis Ozolinsh, Gregory Campbell, Todd Bertuzzi, Nick Boynton, Jordan Leopold, Erik Gudbranson
- #45 – Rhett Warrener, Brad Ference, David Brine, John McFarland
- #46 – David Booth, Jakub Kindl
- #47 – Craig Ferguson, Lance Ward, Martin Lojek, Colby Robak
- #48 – Dwayne Hay, Dave Duerden, Marcus Nilson, Joe Callahan, Logan Shaw, Michael Sgarbossa
- #49 – Lance Ward
- #50 – Drew Larman, Chase Balisy
- #51 – David Nemirovsky, Rob Globke, Brian Campbell
- #52 – Jason Garrison, Jonathan Rheault, MacKenzie Weegar
- #53 – Brett McLean, Corban Knight
- #54 – Kamil Kreps
- #55 – Ed Jovanovski, Igor Ulanov, Sean Hill, Ric Jackman, Steve Eminger, Ed Jovanovski, Jason Demers, Bogdan Kiselevich, Noel Acciari
- #56 – Ivan Majesky, Michael Matheson, Mike McKenna (dressed but did not play), Erik Haula
- #57 – Anthony Stewart, Marcel Goc
- #58 – Jonathan Racine
- #60 – Jose Theodore, Chris Driedger
- #61 – Cory Stillman, Riley Stillman
- #62 – Vaclav Nedorost, Michael Caruso, Denis Malgin
- #63 – Evgenii Dadonov, Dave Bolland, Evgenii Dadonov
- #64 – Stefan Meyer
- #65 – Victor Oreskovich
- #67 – Michael Frolik, Vincent Trocheck
- #68 – Serge Payer, Mike Duco, Jaromir Jagr, Mike Hoffman
- #70 – Riley Stillman
- #71 – Kenndal McArdle, Radim Vrbata, Lucas Wallmark
- #72 – Alexander Petrovic, Frank Vatrano, Sergei Bobrovsky
- #73 – Bracken Kearns, Brandon Pirri, Dryden Hunt
- #74 – Nick Tarnasky, Shane O'Brien, Owen Tippett
- #75 – Scott Timmins
- #76 – Eric Selleck, Anthony Greco
- #77 – Chris Gratton, Tom Gilbert, Steven Kampfer, Frank Vatrano
- #78 – Maxim Mamin
- #80 – Kevin Weekes (dressed, but did not play)
- #81 – Jonathan Marchessault
- #82 – Tomas Kopecky
- #85 – Rostislav Olesz
- #86 – Connor Brickley
- #88 – Peter Mueller, Jamie McGinn
- #90 – Jared McCann
- #91 – Juho Lammikko
- #92 – Kyle Rau
- #95 – Henrik Borgstrom
- #97 – Esa Tikkanen, Matt Gilroy

ALL-TIME REGISTER



The Following Players Have Appeared in at Least One NHL Game with the Florida Panthers

PLAYER	POS.	#WORN	SEASONS	PLAYER	POS.	#WORN	SEASONS
Acciari, Noel	C	55	2019-20	Cirella, Joe	D	2	1993-94 to 1994-95
Adams, Greg	LW	17	2000-2001	Clemmensen, Scott	G	30	2009-10 to 2013-14
Adams, Keyvin	C	11	2001-02 to 2002-03	Connolly, Brett	RW	10	2019-20
Allen, Bryan	D	5	2006-07 to 2010-11	Crabb, Joey	RW	10	2013-14
Allen, Chris	D	12	1997-98 to 1998-99	Cullen, Mark	C	36	2011-2012
Allison, Jamie	D	33	2005-2006	Cullen, Matt	C	16, 17	2002-03 to 2003-04
Anderson, Craig	G	31	2006-07 to 2008-09	Cullimore, Jassen	D	22	2007-08 to 2008-09
Andersson, Peter	D	6	1993-94	Dadonov, Evgenii	RW	63	2009-10 to 2011-12, 2017-18 to 2019-20
Audette, Donald	RW	28	2003-04	Dagenais, Pierre	RW	26	2001-02 to 2002-03
Auld, Alex	G	35	2006-07	Daniels, Jeff	LW	23	1993-94 to 1994-95
Chase Balisy	C	50	2017-18	Davydov, Evgeny	LW	11	1993-94
Ballard, Keith	D	2	2008-09 to 2009-10	Demers, Jason	D	55	2016-17
Barch, Krys	RW	21	2011-12, 2013-14	Dionne, Gilbert	LW	16	1995-96
Barkov, Aleksander	C	16	2013-14 to 2019-20	Driedger, Chris	G	60	2019-20
Barnes, Stu	C	14	1993-94 to 1996-97	Duchesne, Gaetan	LW	15	1994-95
Barraut, Doug	RW	15	1993-1994	Duco, Mike	C	10, 6	2009-10 to 2010-11
Barrie, Len	C/RW	16, 19, 9	1993-1994, 2001-02 to 2002-03	Duerden, Dave	LW	48	1999-00
Beaudoin, Eric	LW	38	2001-02 to 2003-04	Dvorak, Radek	RW	9, 19, 14	1995-96 to 1999-00 2007-08 to 2010-11 1993-94 to 1994-95, 1997-98
Bednar, Jaroslav	RW	27	2002-03 to 2003-04	Eakins, Dallas	D	8	2014-15 to 2018-19
Belak, Wade	RW	33	2007-08 to 2008-09	Ekblad, Aaron	D	5	2009-10 to 2012-13
Belanger, Jesse	C	26	1993-94 to 1995-96	Ellis, Dan	G	39	2013-14 to 2014-15
Belfour, Ed	G	20	2006-2007	Eminger, Steve	D	55	2008-09
Benning, Brian	D	7	1993-94 to 1994-95	Emma, David	RW	43	2000-2001
Bergenheim, Sean	LW	20	2011-12 to 2014-15	Eriksson, Anders	D	29	2000-2001
Bergfors, Niclas	RW	11	2010-11	Ference, Brad	D	45, 5	1999-00 to 2002-03
Berglund, Christian	RW	27	2003-04	Ferguson, Craig	C/LW	16, 47	1996-97, 1999-00
Bernier, Steve	RW	26	2010-2011	Fisher, Craig	C/LW	16	1996-1997
Bertuzzi, Todd	RW	44	2006-2007	Fitzgerald, Tom	C/RW	21	1993-94 to 1997-98
Biron, Mathieu	D	34	2002-03 to 2003-04	Fitzpatrick, Mark	G	30	1993-94 to 1997-98
Berra, Reto	G	20	2016-17	Flaherty, Wade	G	31	2001-02
Bitz, Byron	RW	12	2009-10	Fleischmann, Tomas	LW	14	2011-12 to 2014-15
Bjugstad, Nick	C	27	2012-13 to 2018-19	Foligno, Mike	RW	17	1993-1994
Bobrovsky, Sergei	G	72	2019-20	Foster, Brian	G	33	2011-2012
Boguniewicz, Eric	C	40	1999-2000	Frolik, Michael	C	67	2008-09 to 2010-11
Bolland, Dave	C	63	2014-15 to 2015-16	Gagner, Dave	C	15	1997-98 to 1998-99
Booth, David	LW	46, 10	2006-07 to 2011-12	Garpenlov, Johan	LW	29	1994-95 to 1998-99
Borgstrom, Henrik	C	95	2017-18 to 2018-19	Garrison, Jason	D	52	2008-09 to 2011-12
Bouwmeester, Jay	D	4	2003-04 to 2008-09	Gelinas, Martin	LW	23	2005-06 to 2006-07
Boyes, Brad	RW	24	2013-14 to 2014-15	Gilbert, Tom	D	77	2013-14
Boyle, Brian	C	9	2019-20	Gilhen, Randy	C	15	1993-94
Boyle, Dan	D	26, 6	1998-99 to 2001-02	Gilroy, Matt	D	97	2013-14
Boynton, Nick	D	44	2008-09	Glass, Tanner	LW	37	2007-08 to 2008-09
Bradley, Matt	RW	22	2011-12	Globke, Rob	RW	51	2005-06 to 2007-08
Brassard, Derick	C	25	2018-19	Goc, Marcel	C	57	2011-12 to 2013-14
Brennan, T.J.	D	3	2012-2013	Godunov, Alexander	D	39	1993-1994
Brickley, Connor	C	86, 23	2015-16, 2017-18	Golubovsky, Yan	D	5	2000-2001
Brine, David	C	43	2007-2008	Gomez, Scott	C	23	2013-14
Brousseau, Paul	RW	43	2000-01	Goren, Lee	LW	23	2003-04
Brouwer, Troy	RW	22	2018-19	Gratton, Chris	C	77	2005-06 to 2006-07
Brown, Josh	D	2	2018-19 to 2019-20	Greco, Anthony	RW	76	2018-19
Brown, Keith	D	4	1993-94 to 1994-95	Green, Mike	C	41	2003-04
Bure, Pavel	RW	10	1998-99 to 2001-02	Greenlaw, Jeff	LW	29	1993-94
Bure, Valeri	RW	20, 8	2001-02 to 2002-03, 2003-04	Griffith, Seth	C	24	2016-17
Burke, Sean	G	31	1998-99 to 1999-00	Grimaldi, Rocco	RW	23	2014-15 to 2015-16
Butler, Bobby	RW	26	2013-14	Gudbranson, Erik	D	44	2011-12 to 2015-16
Butsayev, Viacheslav	C	17	1998-99	Gustafsson, Per	D	4	1996-1997
Cairns, Eric	D	33	2005-06	Haapala, Henrik	LW	25	2017-18
Callahan, Joe	D	48	2010-11	Hagman, Niklas	LW	14	2001-02 to 2005-06
Campbell, Brian	C	51	2011-12 to 2015-16	Haley, Micheal	LW	18	2017-18 to 2018-19
Campbell, Gregory	C/LW	44, 11	2003-04 to 2009-10	Harkins, Brett	C	15	1995-1996
Campbell, Jim	RW	15	2002-03	Harper, Shane	RW	38	2016-17
Carkner, Terry	D	2	1995-96 to 1998-99	Haula, Erik	C	56	2019-20
Carter, Ryan	C	20, 24	2010-11 to 2011-12	Hawgood, Greg	D	28	1993-1994
Caruso, Michael	D	62	2012-13	Hawryluk, Jayce	RW	8	2018-19
Casselman, Mike	LW	7	1995-96				
Ciccarelli, Dino	RW	22	1997-98 to 1998-99				

ALL-TIME REGISTER



The Following Players Have Appeared in at Least One NHL Game with the Florida Panthers

PLAYER	POS.	#WORN	SEASONS	PLAYER	POS.	#WORN	SEASONS
Hay, Dwayne	LW	12, 17, 48	1998-99 to 1999-00	Lindsay, Bill	LW	23, 11	1993-94 to 1998-99
Hayes, Jimmy	RW	12	2013-14 to 2014-15				2001-02
Hedican, Bret	D	4	1998-99 to 2001-02	Lojek, Martin	D	47	2006-07 to 2007-08
Herr, Matt	C	43, 42	2001-2002	Lomakin, Andrei	LW	19	1993-94 to 1994-95
Hicks, Alex	LW	18, 12	1998-99 to 1999-00	Lowry, Dave	LW	10	1993-94 to 1997-98
Higgins, Chris	LW	21	2010-2011	Luongo, Roberto	G	1	2000-01 to 2005-06
Hill, Sean	D	22, 55	2005-2006				2013-14 to 2018-19
Hoffman, Mike	LW	68	2018-19 to 2019-20	MacDonald, Craig	C	20	2003-04
Hordichuk, Darcy	LW	24, 16	2002-03 to 2003-04, 2010-11	MacDonald, Jacob	D	23	2018-19
				MacIntyre, Steve	LW	33	2009-10
Horton, Nathan	RW	16	2003-04 to 2009-10	MacKenzie, Derek	C	17	2014-15 to 2018-19
Hough, Mike	LW	18	1993-94 to 1996-97	Madden, John	C	10	2011-12
Howden, Quinton	C	42	2012-13 to 2015-16	Majesky, Ivan	D	56	2002-03
Huberdeau, Jonathan	LW	11	2012-13 to 2019-20	Malgin, Denis	C/RW	62	2016-17 to 2018-19
Hudler, Jiri	RW	24	2015-16	Mamin, Maxim	RW	78	2017-18 to 2018-19
Hull, Jody	RW	17, 12	1993-94 to 1997-98	Markstrom, Jacob	G	25, 35	2010-11 to 2013-14
Hunt, Dryden	LW	73	2017-18 to 2019-20	Marchessault, Jonathan	RW	81	2016-17
Hurme, Jani	G	30	2002-2003	Martin, Craig	RW	8	1996-97
Huselius, Kristian	LW	22	2001-02 to 2005-06	Matheson, Mike	D	56, 19	2015-16 to 2019-20
Hutchinson, Michael	G	39	2018-19	Matsumoto, Jon	C	17	2011-12
Jacina, Greg	RW	40	2005-06 to 2006-07	Matteau, Stephane	LW	32	2002-03
Jackman, Ric	D	55	2005-06 to 2006-07	Matthias, Shawn	C	41, 18	2007-08 to 2013-14
Jagr, Jaromir	RW	68	2014-15 to 2016-17	McArdle, Kenndal	LW	71, 17	2008-09 to 2011-12
Jakopin, John	D	4, 15	1997-98 to 2000-01	McCabe, Bryan	D	24	2008-09 to 2010-11
Jardine, Ryan	LW	42, 32	2001-2002	McCann, Jared	RW	90	2016-17 to 2018-19
Jessiman, Hugh	RW	28	2010-11	McCoshen, Ian	D	12	2016-17 to 2018-19
Johansson, Magnus	D	6	2007-08	McFarland, John	C	45	2015-16
Johnson, Ryan	C	16, 17, 29, 12	1997-98 to 1999-00, 2001-02 to 2002-03, 2014-15 to 2016-17	McGinn, Jamie	LW	88	2017-18 to 2018-19
				McIlrath, Dylan	D	8	2016-17
Jokinen, Jussi	LW	36	2014-15 to 2016-17	McKegg, Greg	C/RW	41	2015-16 to 2016-17
Jokinen, Olli	C	12	2000-01 to 2007-08	McLean, Brett	C	53	2007-08 to 2008-09
Jones, Ty	RW	15	2003-04	McLean, Kirk	G	1	1997-98 to 1998-99
Jovanovski, Ed	D	55	1995-96 to 1998-99, 2011-12 to 2013-14, 2014-15 to 2016-17	McLennan, Jamie	G	29	2005-06
				McNeill, Grant	D	32	2003-04
Kampf, Steven	D	3, 77	2014-15 to 2016-17	Mellanby, Scott	RW	27	1993-94 to 2000-01
Karpovtsev, Alexander	D	7	2005-06	Messier, Eric	LW	15	2003-04
Kearns, Bracken	C	73	2011-12	Meyer, Stefan	C	64	2007-08
Keeper, Brady	D	25	2018-19 to 2019-20	Mezei, Branislav	D	5, 2	2002-03 to 2007-08
Kennedy, Tim	LW	8	2010-11 to 2011-12	Mitchell, Willie	D	33	2014-15 to 2015-16
Kidd, Trevor	G	37	1999-00 to 2001-02	Moller, Randy	D	16	1994-95
Kindl, Jakob	D	46	2015-16 to 2016-17	Montador, Steve	D	7	2005-06 to 2007-08
Kiselevich, Bogdan	D	55	2018-19	Montembeault, Sam	G	33	2018-19 to 2019-20
Knight, Corban	C	53	2015-16	Montoya, Al	G	35	2014-15 to 2015-16
Koistinen, Ville	D	6	2009-10	Moore, Dominic	C	19	2009-10
Kolnik, Juraj	RW	23, 13	2002-03 to 2006-07	Morisset, David	RW	33	2001-02
Kopecky, Tomas	RW	82	2011-12 to 2014-15	Mottau, Mike	D	22	2013-14
Kovalev, Alex	RW	27	2012-2013	Mueller, Peter	C	88	2012-13
Kozlov, Viktor	C	17, 25	1997-98 to 2003-04	Muller, Kirk	LW/C	9	1996-97 to 1998-99
Krajicek, Lukas	D	29, 23, 2	2001-02, 2003-04, 2005-06	Murphy, Cory	D	21	2007-08
				Murphy, Gord	D	5	1993-94 to 1998-99
Kravchuk, Igor	D	29	2002-03	Murray, Garth	RW	17	2007-08
Kreps, Kamil	C	54, 28	2006-07 to 2009-10	Nedorost, Vaclav	C	40	2003-04
Kuba, Filip	D	33, 5, 17	1998-99 to 1999-00, 2012-13	Nemirovsky, David	RW	51, 15, 26	1995-96 to 1998-99
				Niedermayer, Rob	C	44	1993-94 to 2000-01
Kudelski, Bob	RW	22	1993-94 to 1995-96	Niemi, Antti	G	31	2017-18
Kudroc, Kristian	D	33	2003-04	Nieuwendyk, Joe	C	25	2005-06 to 2006-07
Kulikov, Dmitry	D	43, 7	2009-10 to 2015-16	Nilson, Marcus	LW/C	12, 48, 18	1998-99 to 2003-04
Kwiatkowski, Joel	D	20, 8	2005-06 to 2006-07	Norton, Brad	D	42	2001-02
Kvasha, Oleg	LW	16, 13	1998-99 to 1999-00	Norton, Jeff	D	6, 5	1997-98 to 1998-99, 2001-02
Lammikko, Juho	C	91	2018-19				
Larionov, Igor	C	9	2000-01	Novoseltsev, Ivan	RW	16, 26, 39	1999-00 to 2003-04
Larman, Drew	C	50	2006-07 to 2007-08	O'Brien, Shane	D	74	2014-15
Laus, Paul	D/RW	3	1993-94 to 2001-02	Odeleyn, Lyle	D	2	2003-04
Leach, Jamie	RW	9	1993-94	Olesz, Rostislav	LW	85	2005-06 to 2009-10
Lebeau, Patrick	RW	28	1993-94	Olsen, Dylan	D	4	2013-14 to 2015-16
Leopold, Jordan	D	44	2009-10	Olson, Josh	LW	20	2003-04
Levins, Scott	C	22	1993-94	Oreskovich, Victor	RW	65	2009-10
Lilja, Andreas	D	6	2002-03 to 2003-04	Ozolinsh, Sandis	D	44	2001-02 to 2002-03
Linden, Jamie	RW	42	1994-95	Parrish, Mark	RW	21	1998-99 to 1999-00



The Following Players Have Appeared in at Least One NHL Game with the Florida Panthers

PLAYER	POS.	#WORN	SEASONS	PLAYER	POS.	#WORN	SEASONS
Parros, George	RW	22	2012-13	Stillman, Cory	LW	61	2008-09 to 2010-11
Payer, Serge	C	68, 41, 19, 43	2000-01, 2005-06	Stillman, Riley	D	70, 61	2018-19 to 2019-20
Peltonen, Ville	LW	18	2006-07 to 2008-09	Strachan, Tyson	D	23	2011-12 to 2012-13
Petrovic, Alexander	D	72, 6	2012-13 to 2018-19	Straka, Martin	C	28	1995-96 to 1996-97
Piros, Kamil	RW	20	2003-04	Stralman, Anton	D	6	2019-20
Pirri, Brandon	C	73	2013-14 to 2015-16	Stumpel, Jozef	C	15	2005-06 to 2007-08
Pitlick, Lance	D	2	1999-00 to 2001-02	Sturm, Marco	LW	16	2011-12
Podkonicky, Andrej	LW	41	2000-01	Sulzer, Alexander	D	2	2010-11
Podollan, Jason	RW	17	1996-97	Svehla, Robert	D	24	1994-95 to 2001-02
Prospal, Vaclav	C	13	2000-01	Svensson, Magnus	D	28, 8	1994-95 to 1995-96
Purcell, Teddy	LW	26	2015-16	Taffe, Jeff	C	22	2009-10
Pysyk, Mark	D, RW	13	2016-17 to 2019-20	Tarnasky, Nick	C	74	2008-09 to 2009-10
Racine, Jonathan	D	58	2013-14	Taticek, Petr	C	37	2005-06
Rallo, Greg	C	37	2011-12 to 2012-13	Tetarenko, Joey	RW/D	36	2000-01 to 2002-03
Ratchuk, Peter	D	6, 35	1998-99, 2000-01	Theodore, Jose	G	60	2011-12 to 2012-13
Rau, Kyle	LW	92	2015-16 to 2016-17	Thomas, Bill	RW	37, 29	2010-11 to 2011-12
Reasoner, Marty	C	19	2010-11	Thomas, Tim	G	34	2013-14
Reddick, Eldon	G	33	1993-94	Thompson, Paul	RW	15	2016-17
Regner, Brent	D	37	2015-16	Thompson, Rocky	LW/D	23	2000-01 to 2001-02
Reimer, James	G	34	2016-17 to 2018-19	Thornton, Shawn	LW	22	2014-15 to 2016-17
Reinprecht, Steven	C	27	2009-10 to 2010-11	Tikkanen, Esa	LW	97, 10	1997-98
Repik, Michal	RW	32, 26, 27	2008-09 to 2011-12	Timmins, Scott	C	75	2010-11, 2012-13
Rheault, Jonathan	C	52	2012-13	Tippett, Owen	RW	74	2017-18
Richer, Stephane	D	41, 38	1993-94 to 1994-95	Tomlinson, Dave	C	17	1994-95
Rissmiller, Patrick	LW	34	2010-11	Toms, Jeff	C/LW	29	2002-03
Ritchie, Byron	C	43, 19	2001-02 to 2003-04	Toninato, Dominic	C	14	2019-20
Rivers, Jamie	D	28	2002-03	Trnka, Pavel	D	7	2002-03 to 2003-04
Robak, Colby	D	47	2011-12 to 2014-15	Trocheck, Vincent	C	67, 21	2013-14 to 2019-20
Roberts, Gary	LW	10	2005-06 to 2006-07	Ulanov, Igor	D	5, 55	2001-02 to 2002-03
Rossiter, Kyle	D	23, 36	2001-02 to 2003-04	Upshall, Scottie	LW	19	2011-12 to 2014-15
Saarela, Aleks	C	28	2019-20	Valk, Curtis	C	14	2017-18
Salak, Alexander	G	34	2009-10	Van Impe, Darren	D	29	2001-02
Salei, Ruslan	D	24	2006-07 to 2007-08	Van Ryn, Mike	D	26	2003-04 to 2007-08
Samsonov, Sergei	LW	14	2010-11	Vanbiesbrouck, John	G	34	1993-94 to 1997-98
Samuelsson, Mikael	RW	11, 26	2003-04, 2011-12	Vanek, Thomas	LW	26	2016-17
Santorelli, Mike	C	13	2010-11 to 2012-13	Vasiljevs, Herbert	RW	37	1998-99
Sateri, Harri	G	29	2017-18	Vatrano, Frank	RW	72, 77	2017-18 to 2019-20
Sceviour, Colton	RW	7	2016-17 to 2019-20	Vernon, Mike	G	32, 29	1999-00
Seidenberg, Dennis	D	4	2009-10	Versteeg, Kris	RW	32	2011-12 to 2013-1
Selleck, Eric	LW	76	2012-13	Vokoun, Tomas	G	29	2007-08 to 2010-11
Semenov, Alexei	D	21	2005-06 to 2006-07	Vrbata, Radim	RW	71	2017-18
Severyn, Brent	D	24	1993-94 to 1994-95	Wallmark, Lucas	C	71	2019-20
Sgarbossa, Michael	C	48	2016-17	Ward, Lance	D/RW	47, 49	2000-01 to 2002-03
Shaw, Logan	RW	48	2015-16	Ware, Jeff	D	15	1998-99
Sheahan, Riley	C	15	2018-19	Warrener, Rhett	D	45, 23, 7	1995-96 to 1998-99
Sheppard, Ray	RW	16, 26	1995-96 to 1997-98, 1999-00	Washburn, Steve	C	40, 22, 17	1995-96 to 1998-99
Shields, Steve	G	31	2003-04	Weaver, Mike	D	43	2010-11 to 2013-14
Shore, Drew	C	15	2012-13 to 2013-14	Weegar, MacKenzie	D	52	2016-17 to 2019-20
Shtalenkov, Mikhail	G	30	1999-00	Weiss, Stephen	C	19, 9	2001-02 to 2012-13
Shulmistra, Richard	G	32	1999-00	Weekes, Kevin	G	1, 80	1997-98
Shvidki, Denis	RW	21	2000-01 to 2003-04	Welch, Noah	D	6, 27	2006-07 to 2008-09
Sillinger, Mike	C	16	1999-00 to 2000-01	Wells, Chris	C	23	1996-97 to 1999-00
Sim, Jon	RW	11	2005-06	Whitney, Ray	LW	14	1997-98 to 2000-01
Simpson, Todd	D	22	1999-00 to 2000-01	Whitney, Ryan	D	6	2013-14
Skille, Jack	RW	15, 12	2010-11 to 2012-13	Wideman, Chris	D	6	2018-19
Skrastins, Karlis	D	3	2007-08 to 2008-09	Wideman, Dennis	D	6	2010-11
Skrudland, Brian	C	20	1993-94 to 1996-97	Wierner, Jason	C/LW	28	2001-02
Smith, Geoff	D	25	1993-94 to 1996-97	Wilson, Clay	D	5, 3	2009-10 to 2010-11
Smith, Nick	C	42, 41	2001-02	Wilson, Garrett	LW	28	2013-14 to 2015-16
Smith, Reilly	RW	18	2015-16 to 2016-17	Wilson, Mike	D	7	1998-99 to 2000-01
Smithson, Jerred	C	25	2011-12 to 2012-13	Winchester, Jesse	C	17	2013-14
Smyth, Brad	RW	19, 9	1995-96 to 1996-97	Wolski, Wojtek	LW	8	2011-12
Smyth, Greg	D	6	1993-94	Woolley, Jason	D	6	1994-95 to 1996-97
Spacek, Jaroslav	D	8, 28	1998-99 to 2000-01	Worrell, Peter	LW	28, 8	1997-98 to 2002-03
Sprukts, Janis	C	38, 40	2006-07, 2008-09	Yakubov, Mikhail	C	42	2005-06
Stewart, Anthony	RW	57	2005-06 to 2008-09	Yandle, Keith	D	3	2016-17 to 2019-20
Stewart, Cam	LW	18	1999-00	Yonkman, Nolan	D	34	2011-12 to 2012-13
				Yushkevich, Dmitry	D	36	2002-03
				Zednik, Richard	LW	20	2007-08 to 2008-09



DECEMBER 10, 1992

The NHL awards an expansion franchise to H. Wayne Huizenga, Chairman of Blockbuster Entertainment Corporation. Huizenga announces he'll operate the team in South Florida.

MARCH 1, 1993

The NHL and Huizenga announce that South Florida will join the NHL in time for the 1993-94 season. Bob Clarke named Vice President and General Manager.

APRIL 19, 1993

William A. Torrey named President. Club officially named the FLORIDA PANTHERS.



APRIL 21, 1993

Dean Jordan named Vice President of Business Operations and Alternate Governor.

MAY 24, 1993

The Panthers announce a three-year agreement with the Cincinnati Cyclones of the International Hockey League.

JUNE 2, 1993

Roger Neilson named first head coach of the Panthers.

JUNE 14, 1993

NHL Commissioner Gary Bettman presents Panthers owner H. Wayne Huizenga with official certificate of entry into the National Hockey League. Panthers unveil home and road uniforms, along with primary and secondary logos. The team colors are navy blue, red, and yellow-gold.

JUNE 24, 1993

The Panthers select goaltender John Vanbiesbrouck with the first pick of the 1993 NHL Expansion Draft in Quebec City. In all, Florida selects 24 players.

JUNE 26, 1993

At Le Colisee in Quebec City, the Panthers select forward Rob Niedermayer with the team's first-ever Entry Draft pick. Florida chooses 13 amateur players in the draft.

JULY 8, 1993

Hall of Fame netminder Bill Smith named Panthers' goaltending coach.

JULY 28, 1993

The Panthers unveil artwork of inaugural logo created for the team's first season. Seven players visit South Florida and begin week-long promotional tour. Players included: goaltender John Vanbiesbrouck, forwards Rob Niedermayer, Scott Mellanby,

Dave Lowry, Brian Skrudland and Andrei Lomakin and defenseman Joe Cirella.

AUGUST 3, 1993

In their first-ever trade, the Panthers acquire forward Jason Cirone from the Winnipeg Jets in exchange for Dave Tomlinson. Florida had acquired Tomlinson from the Toronto Maple Leafs in exchange for future considerations.

SEPTEMBER 7, 1993

The temperature drops to 22 degrees as Miami Arena makes ice for the Panthers' inaugural season.

SEPTEMBER 11, 1993

Fifty-two players report to Miami Arena for the Panthers' first training camp.

SEPTEMBER 16, 1993

The Panthers open their inaugural eight-game preseason schedule against the Tampa Bay Lightning at the Lakeland (FL) Civic Center.

OCTOBER 6, 1993

The Panthers travel to Chicago Stadium and skate to a 4-4 tie with the Blackhawks in the team's first-ever regular-season game. Right wing Scott Mellanby scores the Panthers' first goal at 12:31 of the opening period. The game is broadcast in Spanish for the first time by Arley Londono and Manolo Alvarez on WCMQ 1210 AM.

OCTOBER 9, 1993

Before an NHL-record crowd of 27,227 at the ThunderDome in St. Petersburg, the Panthers win their first game as John Vanbiesbrouck records a 2-0 shutout over the Tampa Bay Lightning. Scott Levins and Tom Fitzgerald score the Florida goals.

OCTOBER 12, 1993

The Panthers play their inaugural home opener before a sellout crowd of 14,372 at Miami Arena. Florida drops a 2-1 decision to the Pittsburgh Penguins.



NOVEMBER 10, 1993

In their first-ever game against the defending Stanley Cup-Champion Montreal Canadiens, the Panthers earn a 3-1 victory at the Montreal Forum.



JANUARY 22, 1994

Goaltender John Vanbiesbrouck and Right Wing Bob Kudelski represent the Panthers at the NHL All-Star Game at Madison Square Garden in New York City. Kudelski scores two goals in the contest.

JANUARY 24, 1994

In front of a sellout crowd at Miami Arena, the Panthers set a team record with five goals in one period and skate to an 8-3 victory over the Montreal Canadiens. It's their largest winning margin of the season.

JANUARY 31, 1994

Rookie Center Jesse Belanger is named the NHL's "Player of the Week" for the period ending January 30. Belanger becomes the first Panther to win the award and the first to win it in his club's inaugural season. Belanger had four goals and four assists in four games.

MARCH 31, 1994

The Panthers tie New Jersey, 3-3, as they record their 74th point of the season, the most ever by a first-year team. Goaltender John Vanbiesbrouck is named the NHL's "Player of the Week" for the period ending March 21. He went 3-0-1, with a 2.20 GAA and a .940 save percentage.

APRIL 14, 1994

The Panthers complete the most successful season ever by a first-year NHL team with a 4-1 victory over the New York Islanders at Miami Arena. After the game, the players salute the fans for their tremendous support. Said captain Brian Skrudland, "We didn't know what to expect when we came down to Florida, and we certainly didn't expect to have the best fans in the National Hockey League."

JUNE 15, 1994

Vice President and General Manager Bob Clarke is released from the remaining two years of his contract. Clarke returns to the Philadelphia Flyers as president and general manager.

JUNE 28, 1994

The Panthers select ten players in the 1994 NHL Entry Draft, including the number one pick overall in Defenseman Ed Jovanovski. In all, Florida selects 10 amateurs in the 11 rounds of the draft. A crowd of 4,000 overflows the Omni Hotel in Miami as the Panthers host "HockeyFest," an NHL Draft party.

AUGUST 1, 1994

Bryan Murray is named general manager of the Panthers.

SEPTEMBER 4, 1994

The Panthers open their second annual training camp as 59 players report to Peterborough, Ontario.

JANUARY 11, 1995

The NHL Players Association accepts the NHL's final collective bargaining proposal, putting an end to the 103-day labor dispute that reduced the league's season from 84 to 48 games.

APRIL 20, 1995

The Panthers kick-off a state-wide license plate program, benefiting the Florida Sports Foundation.

JUNE 7, 1995

The Carolina (AHL) Monarchs are named the Panthers' top minor-league affiliate, while Florida retains its affiliation with the Cincinnati Cyclones of the IHL.

JUNE 8, 1995

Roger Neilson is relieved of his head coaching duties. Neilson had a record of 53-56-23 (.489 winning pct.) in two seasons behind the Panthers' bench.

JUNE 9, 1995

The Panthers sign 1994 No. 1 draft pick Ed Jovanovski to a multi-year contract.

JULY 8, 1995

The Panthers turn the Broward County Convention Center into a mecca for hockey enthusiasts when they host their second annual "HockeyFest."

JULY 11, 1995

The Panthers select Left Wing Radek Dvorak with their first pick (10th overall) in the 1995 NHL Entry Draft. Florida makes eight more selections at the draft in Edmonton, Alta.

JULY 20, 1995

Rich Kromm is named head coach of the Panthers' AHL affiliate, the Carolina Monarchs.

JULY 24, 1995

Doug MacLean is named head coach of the Panthers. He becomes the second coach in franchise history.

AUGUST 15, 1995

Radek Dvorak signs a multi-year contract. Dvorak was the Panthers' first choice (10th overall) in the 1995 NHL Entry Draft.

SEPTEMBER 11, 1995

The Panthers' third annual training camp opens as 72 players report to Greensboro, North Carolina.

OCTOBER 8, 1995

Scott Mellanby scores two goals and kills a rat in the Panthers' dressing room prior to the team's 4-3 victory over the Calgary Flames. Mellanby's feat is dubbed a "Rat Trick" by John Vanbiesbrouck, and within weeks, fans begin tossing rats onto the ice to celebrate Florida goals.





JANUARY 20, 1996

Coach Doug MacLean leads the Panthers to the best record in the Eastern Conference and earns the right to coach in the All-Star Game. MacLean is joined in Boston by John Vanbiesbrouck and Scott Mellanby.

JANUARY 23, 1996

Johan Garpenlov scores three goals in the Panthers' 5-4 win at Washington to record the first hat trick in team history.

MARCH 16, 1996

The Cats acquire former 50-goal scorer Ray Sheppard in a trade with the San Jose Sharks.

APRIL 14, 1996

The Panthers conclude the 1995-96 season with 92 points (41-31-10), good for fourth place in the Eastern Conference. The team qualifies for the Stanley Cup Playoffs for the first time.

APRIL 17, 1996

Before a packed house at Miami Arena, the Panthers defeat the Boston Bruins, 6-3, in their first-ever playoff game.

APRIL 27, 1996

In Game 5 of the Eastern Conference Quarterfinals against Boston, Bill Lindsay scores a spectacular goal with 4:57 left in the third period to break a 3-3 tie and give the Panthers their first-ever playoff series victory.



MAY 12, 1996

In Game 5 of the Eastern Conference Semifinals against the Philadelphia Flyers, Mike Hough scores in double OT to give the Panthers a 3-2 lead in the series. Florida eliminates the Flyers two days later in Miami.

JUNE 1, 1996

The Panthers go on the road and defeat the Pittsburgh Penguins, 3-1, in Game 7 of the Eastern Conference Finals to win the Prince of Wales Trophy as champions of the conference. They fly to Colorado after the game to begin preparations for the Stanley Cup Finals.

JUNE 10, 1996

The Panthers and Colorado Avalanche play one of the classic games in Stanley Cup Finals history. The match remains scoreless until Colorado's Uwe Krupp connects at 4:31 of the third OT period to give the Avalanche the victory and its first-ever Stanley Cup title.

JUNE 12, 1996

A capacity crowd fills Miami Arena to thank the Panthers for a

wonderful season. The highlight of the evening occurs when Ed Jovanovski and Rhett Warrener dump a bucket of water over the head of coach Doug MacLean.



JUNE 22, 1996

The Panthers select nine players at the 1996 NHL Entry Draft in St. Louis, MO. Their top choice (20th overall) is Swedish forward Marcus Nilson.

AUGUST 7, 1996

The Panthers and SportsChannel Florida agree to a multi-year deal for television rights to the club's games.

SEPTEMBER 9, 1996

The Panthers open their fourth annual training camp in Summerside, Prince Edward Island, hometown of coach Doug MacLean.

OCTOBER 30, 1996

The Panthers defeat the Chicago Blackhawks, 3-2, to extend their season-opening unbeaten streak to 12 games (8-0-4). John Vanbiesbrouck is named the NHL's Player of the Month for October after going 6-0-3, with a 1.41 GAA and a .950 SV%.

NOVEMBER 15, 1996

The Panthers conduct an official "ice-breaking" ceremony at the site of their new arena in Sunrise. The event is attended by NHL commissioner Gary Bettman as well as club and government officials.



JANUARY 18, 1997

For the second year in a row, Doug MacLean coaches the Eastern Conference to victory in the NHL All-Star Game. John Vanbiesbrouck makes his third All-Star appearance and Robert Svehla records two assists and a plus-6 rating in the contest.

MARCH 22, 1997

The Panthers celebrate their 50th consecutive sellout (including playoffs) at Miami Arena.



APRIL 11, 1997

The Panthers clinch fourth place in the Eastern Conference and home ice in the first round of the Stanley Cup Playoffs by defeating the Pittsburgh Penguins, 4-2. The Cats finish their fourth season with a record of 35-28-19, good for 89 points.

JUNE 21, 1997

The Panthers select 10 players at the 1997 NHL Entry Draft in Pittsburgh, Pennsylvania. Their top choice (20th overall) is left wing/center Mike Brown.

SEPTEMBER 9, 1997

The Panthers open their fifth annual training camp at Miami Arena.

NOVEMBER 6, 1997

The Panthers claim Ray Whitney off of waivers from the Edmonton Oilers. "The Wizard" registers points in each of his first seven games with the Cats and goes on to lead the club with 32 goals and 61 points.

NOVEMBER 24, 1997

Doug MacLean is relieved of his head coaching duties. General Manager Bryan Murray agrees to coach for the remainder of the season.

NOVEMBER 26, 1997

In Bryan Murray's first game behind the Florida bench, the Panthers set a team record by scoring 10 goals in a 10-5 win over the Boston Bruins.

DECEMBER 27, 1997

John Vanbiesbrouck records the 300th victory of his NHL career and 100th as a Panther in a 6-2 win over the New York Islanders at Nassau Coliseum. Vanbiesbrouck becomes the 15th goaltender in NHL history — and second American — to win 300 games.



FEBRUARY 3, 1998

Dino Ciccarelli, who was acquired from the Tampa Bay Lightning three weeks earlier, scores the 600th goal of his NHL career as the Panthers tie the Detroit Red Wings, 1-1. Ciccarelli becomes the ninth player in NHL history to reach this milestone.

FEBRUARY 8, 1998

The Panthers and 25 other NHL teams begin their "Winter Break" as the league shuts down to enable its players to participate in the Winter Olympics for the first time. John Vanbiesbrouck (USA), Robert Svehla (Slovakia) and Esa

Tikkanen (Finland) are the Panthers who head to Nagano, Japan. Tikkanen's club wins the Bronze Medal.

FEBRUARY 3, 1998

Dino Ciccarelli, who was acquired from the Tampa Bay Lightning three weeks earlier, scores the 600th goal of his NHL career as the Panthers tie the Detroit Red Wings, 1-1. Ciccarelli becomes the ninth player in NHL history to reach this milestone.

FEBRUARY 8, 1998

The Panthers and 25 other NHL teams begin their "Winter Break" as the league shuts down to enable its players to participate in the Winter Olympics for the first time. John Vanbiesbrouck (USA), Robert Svehla (Slovakia) and Esa Tikkanen (Finland) are the Panthers who head to Nagano, Japan. Tikkanen's club wins the Bronze Medal.

APRIL 16, 1998

The Panthers play their final game at Miami Arena, losing to the Philadelphia Flyers, 7-3. Florida compiles a record of 81-78-29 (.508 winning pct.) in Miami. Afterwards, the players toss merchandise to the fans and original Panthers John Vanbiesbrouck, Scott Mellanby, Gord Murphy, Paul Laus, Bill Lindsay and Rob Niedermayer are honored.

JUNE 21, 1998

The Panthers name Terry Murray head coach. He becomes the fourth coach in franchise history.

JUNE 27, 1998

The Panthers select nine players at the 1998 NHL Entry Draft in Buffalo, NY. Their top choice (30th overall) is defenseman Kyle Rossiter.

JULY 14, 1998

The Panthers' new arena in Sunrise is officially named the National Car Rental Center.

SEPTEMBER 12, 1998

The Panthers open their sixth annual training camp at the National Car Rental Center.

SEPTEMBER 19, 1998

"HockeyFest" is held at the National Car Rental Center for the first time.

SEPTEMBER 27, 1998

The Panthers face the Boston Bruins in the first preseason game at the National Car Rental Center.

OCTOBER 9, 1998

The Panthers host the Tampa Bay Lightning in the first regular-season game at the National Car Rental Center. It's the first time the Panthers have ever opened a season at home.

OCTOBER 30, 1998

Rookie Mark Parrish scores four goals at Chicago, setting a new club record and a team rookie record. Parrish notches two in the first period and two more in the third as the Panthers blast the Blackhawks, 7-3. Ray Whitney assists on three of the rookie's goals.



NOVEMBER 3, 1998

Mark Parrish is named NHL Rookie of the Month for October, winning the honor over Los Angeles Goaltender Manny Legace and Vancouver center Bill Muckalt. Parrish led Florida in scoring (6-2-8) for the month, leading the Cats to a 3-3-3 record.

DECEMBER 17, 1998

The Panthers announce they will have their own American Hockey League affiliate in Louisville, Kentucky, signing a long-term player development deal with the Louisville Panthers. Florida will supply a minimum of 18 players to Louisville, which will play its home games at historic Freedom Hall, home of the University of Louisville basketball team.

JANUARY 17, 1999

In the biggest trade in team history, the Panthers acquire star Right Wing Pavel Bure from the Vancouver Canucks. Florida also receives defenseman Bret Hedican and Brad Ference and a 1999 or 2000 draft choice. The Panthers send Ed Jovanovski, Dave Gagner, Mike Brown, Kevin Weekes and a 1999 or 2000 draft choice to the Canucks.



JANUARY 20, 1999

Pavel Bure scores two goals in his first game as a Panther, leading the Cats to a 5-2 victory over the Islanders in New York. Bret Hedican chips in his first two points as a Panther – both assists – in just his second game.

JANUARY 26, 1999

The Russian Rocket ignites the Cats with his first Florida hat trick. Pavel Bure's three goals force a 3-3 tie with the Flyers in Philadelphia. Bure finishes the contest with six goals in his first three games as a Panther.

JANUARY 27, 1999

Pavel Bure plays his first game at National Car Rental Center. Although he has his three-game goal-scoring streak snapped, he earns his first home point in Florida with an assist, as the Cats top Montreal, 2-1. The win extends Florida's unbeaten streak to four in Bure's first four games.

FEBRUARY 8, 1999

The Panthers announce they have signed Pavel Bure to a five-year contract extension, locking up rights to the "Russian Rocket" through the 2005-2006 season.

MARCH 3, 1999

Four games after returning from a strained right knee, Pavel Bure nets a hat trick on his first three shots against the Colorado Avalanche. But Bure is forced to leave the game when he re-injures his knee and the Cats blow a 5-0 lead by allowing seven unanswered goals. Peter Forsberg scores three goals and adds three assists as Colorado wins 7-5. Bure is out for the season, after undergoing arthroscopic surgery on March 5 and additional surgery on March 29 in Birmingham, Alabama, to repair an anterior cruciate ligament.

APRIL 17, 1999

The Panthers complete their first season at National Car Rental Center with a 6-2 home win over the Tampa Bay Lightning. Despite missing the playoffs for the second straight year, Florida improves by 15 points in the standings in its first season under Terry Murray.

JUNE 25, 1999

Longtime Panther Defenseman Gord Murphy is selected by the Atlanta Thrashers in the NHL Expansion Draft. The Panthers also make a deal with Atlanta, sending Johan Garpenlov, Herbert Vasiljevs, Daniel Tarnqvist and a 1999 sixth-round draft choice to the Thrashers for goaltender Trevor Kidd.

JUNE 26, 1999

The Panthers select 18-year-old right wing Denis Shvidki as their first selection (12th overall) in the 1999 NHL Entry Draft, in Boston. The Kharkov, Ukraine, native had just completed a 94-point season with Barrie (OHL).

JULY 12, 1999

The Panthers name Chuck Fletcher general manager of the Louisville affiliate. Fletcher will also remain assistant general manager of the Florida Panthers, under Bryan Murray.

JULY 22, 1999

Hall of Fame Broadcaster Jiggs McDonald is named radio play-by-play announcer for the Florida Panthers. McDonald will team with Randy Moller on Panthers radio broadcasts for flagship radio station WQAM (560 AM).

AUGUST 9, 1999

SportsChannel Florida and the Florida Panthers announce an agreement that extends the exclusive Panthers television rights to SportsChannel Florida through the 2010-2011 season.

AUGUST 25, 1999

The Panthers name Steve Dangerfield senior vice president.

SEPTEMBER 3, 1999

Veteran players report for Panthers training camp in Hull, Quebec.

SEPTEMBER 30, 1999

The Cats send original Panther Bill Lindsay to Calgary for Flames' Captain Todd Simpson, a rugged defenseman who would lead Florida with 202 penalty minutes on the season.

OCTOBER 2, 1999

The Florida Panthers open the season with a 4-3 victory over the Washington Capitals at National Car Rental Center. It is the second straight home season-opening win for the Cats



since moving to Sunrise. Pavel Bure scores the first of his team-record 58 goals in the contest, returning from major reconstructive knee surgery.

OCTOBER 12, 1999

Panthers Right Wing Pavel Bure records his 500th career NHL point, with an assist on Lance Pitlick's game-winning goal at Montreal. The Cats win 2-1.

NOVEMBER 15, 1999

The Panthers sign unrestricted free agent Forward Ray Sheppard, a playoff hero for Florida during the 1995-96 run to the Stanley Cup Finals. He is the second player in team history to return for a second tour of duty (Dallas Eakins).

NOVEMBER 19, 1999

Panthers Vice President and General Manager Bryan Murray sends goaltender Sean Burke and a fifth-round pick in the 2000 Entry Draft to Phoenix for goalie Mikhail Shtalenkov and the Coyotes' fourth-round pick in 2000.

DECEMBER 20, 1999

Panthers Right Wing Pavel Bure is named NHL Player of the Week, and celebrates by scoring a goal in his fifth straight game, establishing a new franchise record. Florida, however, falls 6-4 at home to Toronto.

DECEMBER 27, 1999

With an assist in his seventh straight game, Pavel Bure establishes another franchise record. His helper is part of a 6-1 victory at Tampa Bay.

JANUARY 1, 2000

The Panthers kick off the new millennium with a 7-5 home win over Tampa Bay. Pavel Bure ties a team record with four goals in the contest and equals his own franchise mark of three goals in a period. Mike Vernon notches his first victory in a Panthers uniform.

JANUARY 14, 2000

Original Panther and Florida captain Scott Mellanby records his 600th NHL point with a game-winning goal in a home win over Carolina, 5-1.

JANUARY 22, 2000

Pavel Bure scores his 300th NHL goal, setting a new team record for goals in a season (33) in the process. He also scores No. 301 with an overtime game-winner in a 4-3 home victory over Boston. It is also a new team record for game-winning goals in a season (8).

FEBRUARY 6, 2000

The Panthers are the highlight of the 2000 NHL All-Star Game at Air Canada Centre in Toronto. Pavel Bure wins game MVP honors with a hat trick and an assist. Center Viktor Kozlov leads all players with three assists and left wing Ray Whitney leads the North American team with a goal and an assist.

MARCH 1, 2000

Panthers Captain Scott Mellanby plays in his 1,000th NHL game. He leads the Cats by scoring the opening goal in Florida's 3-1 home victory over Toronto.

MARCH 3, 2000

Right Wing Pavel Bure's assist sets a new club record for points in a season (71), as the Panthers fall 4-2 at NY Rangers.

MARCH 10, 2000

The Panthers claim center Len Barrie off waivers from Los Angeles. Barrie, who played two games for the Cats during their inaugural season in 1993-94, becomes the third Panther ever and second this season to return to play for the Cats.

MARCH 11, 2000

Scott Mellanby plays in his 500th game as a Panther, recording an assist in a 5-2 home loss to Chicago.

MARCH 18, 2000

Pavel Bure sets franchise records with his fourth hat trick of the season and his sixth career Florida hat trick, in a 4-2 victory at NY Islanders.

MARCH 25, 2000

National Car Rental Center sees a National Hockey League record fall, as Pavel Bure scores a goal. Bure's tally breaks the NHL mark for goals by a brother combination in one season (89), topping the record set by Bobby and Dennis Hull in 1968-69. Pavel and his brother Valeri would combine for 93 goals on the season. The Cats beat Montreal 4-2.

APRIL 3, 2000

The Panthers' 5-2 home victory over New Jersey establishes a new franchise record for wins in a season (42).

APRIL 9, 2000

The Cats conclude their most successful season ever in terms of wins (43) and points in the standings (98).

APRIL 18, 2000

The first NHL playoff game at National Car Rental Center results in a 2-1 Panthers loss to eventual Stanley Cup winner New Jersey.

APRIL 20, 2000

The Panthers' season comes to an end, with a 4-1 home playoff loss to New Jersey. The Cats sold out both home playoff contests (19,250).

JUNE 24, 2000

Cats acquire Goaltender Roberto Luongo and Center Olli Jokinen from the New York Islanders, in exchange for Mark Parrish and Oleg Kvasha. The trade is the talk of the 2000 NHL Entry Draft in Calgary, Alberta. The Panthers make Russian defenseman Vladimir Sapozhnikov their first selection (58th overall) at the draft.





SEPTEMBER 8, 2000

Veterans report to training camp in Hull, Quebec for the second straight year.

OCTOBER 6, 2000

The Panthers open their eighth season with a 4-3 overtime home loss to Vancouver. It is Pavel Bure's first game against his old team and he notches a goal and an assist. The Cats get a point for the overtime loss.

OCTOBER 22, 2000

Rookie Goaltender Roberto Luongo gets his first shutout with Florida, before his first win, as the Cats tie the expansion Minnesota Wild 0-0 on the road in their first meeting. Luongo makes 20 saves in the shutout – the first of a team record five he would record on the season.

NOVEMBER 6, 2000

The Panthers sign veteran Left Wing Greg Adams and trade Defenseman Jaroslav Spacek to Chicago for Anders Eriksson, in a move designed to halt an early season slide.

DECEMBER 11, 2000

At a press conference in downtown Ft. Lauderdale, NHL Commissioner Gary Bettman announces that the Panthers will host the 2003 NHL All-Star Weekend at National Car Rental Center on Feb. 1-2, 2003.

DECEMBER 28, 2000

After a 6-18-7-5 start, caused in part by a rash of early injuries, Vice President and General Manager Bryan Murray and Head Coach Terry Murray are relieved of their duties. Duane Sutter becomes the Panthers' fifth head coach.

FEBRUARY 4, 2001

Right Wing Pavel Bure notches two assists as the Panthers' lone representative in the 2001 NHL All-Star Game in Denver, Colorado.

FEBRUARY 9, 2001

Original Panther Scott Mellanby is traded to playoff contender St. Louis in exchange for prospect David Morisset and a conditional draft choice. Only Paul Laus and Rob Niedermayer remain as original Panthers.

MARCH 13, 2001

The Panthers are active at the trade deadline, swapping Ray Whitney to Columbus for Kevyn Adams, and getting draft picks for Mike Sillinger and Todd Simpson.

APRIL 3, 2001

Pavel Bure's shorthanded goal against Roman Cechmanek gives the Russian Rocket 59 tallies on the season, breaking his own franchise record.

APRIL 7, 2001

Roberto Luongo caps an outstanding rookie season with a team record fifth shutout. His 25 saves ends his year with the second-highest save percentage ever for a rookie (.920). The 3-0 win over the NY Rangers closes Florida's third season at National Car Rental Center. Pavel Bure's 59 goals on the season wins him the Maurice Richard Trophy for the second straight season, making him the first NHL player to accomplish the feat.

JUNE 5, 2001

A group of eight primary investors, led by Alan P. Cohen, CEO of generic drug maker Andrx Corp., purchases the Panthers from Boca Resorts, Inc. The group of South Florida businessmen includes former NFL quarterback Bernie Kosar, auto magnates Al Maroone and Michael Maroone, Precision Response CEO David Epstein, advertising mogul Jordan Zimmerman and Andrx officials Steve Cohen and Dr. Elliott Hahn. H. Wayne Huizenga, the man who brought the NHL to South Florida, stays on as a minority partner.

JUNE 7, 2001

Head Coach Duane Sutter signs a multi-year deal to remain at the helm of the Panthers.

JUNE 23, 2001

The Panthers host the first day of the two-day NHL Entry Draft at National Car Rental Center. It is South Florida's first major NHL event since the Panthers brought the Stanley Cup Finals to Miami Arena in 1996. Florida is the first "Sun Belt" team to host the NHL Entry Draft. The Cats make Canadian center Stephen Weiss their first selection in the draft (fourth overall). The Panthers also create a buzz by trading original Panther Rob Niedermayer to Calgary for Valeri Bure and Jason Wiemer.

JUNE 24, 2001

The 2001 NHL Entry Draft concludes at National Car Rental Center. A total of 9,623 fans attend the event – the most ever for a U.S.-based Draft. The Panthers draft 12 players in all. The Panthers also announce that Paul Baxter has been named assistant coach.

JULY 25, 2001

The NHL Board of Governors approves the transfer of the Panthers from Boca Resorts, Inc. to the new local ownership group, headed by Alan Cohen, Bernie Kosar and David Epstein.

SEPTEMBER 3, 2001

The Panthers open their third straight rookie camp in Hull, Quebec.

SEPTEMBER 10, 2001

Main training camp opens in South Florida.

SEPTEMBER 22, 2001

The Panthers host "HockeyFest 2001" and NHL Breakout at National Car Rental Center, in preparation for the 2001-02 NHL season.

OCTOBER 4, 2001

Florida opens its ninth NHL season on the road at Philadelphia.

NOVEMBER 1, 2002

Panthers Left Wing Kristian Huselius is named NHL Rookie of the Month for October.

DECEMBER 3, 2001

Mike Keenan becomes the sixth head coach in Panthers history, replacing Duane Sutter. Chuck Fletcher takes over interim general manager duties.

JANUARY 16, 2002

All-Star Defenseman Sandis Ozolinsh becomes a Panther,



after being acquired from Carolina along with Byron Ritchie in exchange for Bret Hedican, Kevyn Adams, Tomas Malec and a draft pick. Ozolinsh makes his Panthers debut against Chicago.

JANUARY 18, 2002

Panthers Goaltender Roberto Luongo and Left Wing Kristian Huselius are selected for the NHL's inaugural YoungStars Game.

MARCH 18, 2002

The Pavel Bure era ends in South Florida, as the right wing is traded to the New York Rangers for Filip Novak, Igor Ulanov and draft picks.

APRIL 1, 2002

Left Wing Niklas Hagman is named NHL Rookie of the Month for March.

APRIL 3, 2002

19-year-old Center Stephen Weiss makes his NHL debut and scores a goal as the Panthers defeat Pittsburgh at home.

APRIL 16, 2002

The Panthers win the NHL Draft Lottery and will select first overall at the 2002 NHL Entry Draft. The Cats also sign first-round picks Stephen Weiss and Lukas Krajicek to entry-level contracts.

MAY 1, 2002

The NHL announces that Panthers Left Wing Kristian Huselius is a finalist for the Calder Memorial Trophy.

MAY 6, 2002

The American Hockey League approves the purchase of an AHL franchise by the Panthers and San Antonio Spurs of the NBA. The team, named the Rampage, will play at San Antonio's new SBC Arena.

MAY 10, 2002

Rick Dudley is named Panthers general manager.

MAY 31, 2002

John Torchetti is named head coach of Florida's AHL affiliate in San Antonio.

JUNE 22-23, 2002

The Panthers trade the number one pick and still select top-ranked prospect Jay Bouwmeester with the third overall selection in the 2002 NHL Entry Draft in Toronto. The Cats also get the right to trade first-round picks with Columbus in 2003. Florida also selects Petr Taticek with the ninth overall selection, and grabs Rob Globke and Gregory Campbell in the second and third rounds, respectively. Florida finishes the 2002 Entry Draft with six selections on Day Two.

JULY 11, 2002

Scott Luce is named Panthers director of amateur scouting

SEPTEMBER 14, 2002

HockeyFest 2002 kicks off the Panthers' Ten-Year-Anniversary Season at Office Depot Center.

OCTOBER 10, 2002

The Panthers open their tenth season against cross-state rival Tampa Bay at Office Depot Center.

JANUARY 29, 2003

NHL All-Star festivities begin in South Florida as the Stanley Cup arrives via boat on the Las Olas riverfront.

JANUARY 30, 2003

The NHL All-Star Block Party kicks off four days of activity at the Office Depot Center.

FEBRUARY 1, 2003

Jay Bouwmeester, Stephen Weiss and Niklas Hagman represent the Panthers and the Eastern Conference in the 2003 NHL YoungStars Game at the Office Depot Center. Weiss scores a goal and adds an assist and Bouwmeester chips in an assist. Olli Jokinen represents Florida in the 2003 All-Star Superskills Competition.



FEBRUARY 2, 2003

The Office Depot Center hosts the NHL All-Star Game, which visits South Florida for the first time. Olli Jokinen scores a goal and adds three assists in front of his home crowd in his All-Star debut. Sheryl Crow performs live in the Office Depot Center parking lot after the game.

FEBRUARY 6, 2003

Roberto Luongo stops 28 shots to become the club's all-time leader in shutouts (14), passing John Vanbiesbrouck.

FEBRUARY 18, 2003

Roberto Luongo makes 24 saves to record his sixth shutout of the season and sets a new Panthers single-season shutout record.

JUNE 13, 2003

Jay Bouwmeester is named to the NHL's All-Rookie Team.

SEPTEMBER 1, 2003

The Florida Panthers, incredibleICE and Arena Operating Company (AOC) join forces and become one single, united entity.

SEPTEMBER 18, 2003

Michael Yormark is named Office Depot Center and Florida Panthers Chief Operating Officer.

OCTOBER 10, 2003

Florida opens its 11th season against division rival Carolina at the Office Depot Center.



NOVEMBER 9, 2003

General Manager Rick Dudley becomes the seventh head coach in Panthers history, replacing Mike Keenan. Dudley continues his role as general manager. Steve Ludzik becomes an assistant coach.

JANUARY 8, 2004

Nathan Horton becomes the youngest player in NHL history to successfully attempt a penalty shot at 18 years, 224 days, beating Philadelphia Flyers Goalie Jeff Hackett.

FEBRUARY 7, 2004

Roberto Luongo represents the Panthers and the Eastern Conference in the 2004 All-Star Superskills Competition, winning the goaltending event.



FEBRUARY 8, 2004

Roberto Luongo participates in the NHL All-Star game, allowing just one goal on nine shots.

FEBRUARY 9, 2004

Assistant Coach John Torchetti becomes the eighth head coach in Panthers history. Rick Dudley continues his duties as general manager.

MARCH 2, 2004

Roberto Luongo makes 29 saves to record his seventh shut-out of the season, a new Panthers record.

MAY 2004

The NHL announces that Roberto Luongo is a finalist for the Vezina Trophy.

MAY 26, 2004

Mike Keenan named as the Panthers new general manager, replacing Rick Dudley. Jacques Martin becomes the ninth head coach in Panthers history, replacing John Torchetti.

JUNE 26, 2004

The Florida Panthers select Center Rostislav Olesz from the Czech Republic with the seventh overall pick of the 2004 NHL Entry Draft.

JUNE 7, 2005

The Office Depot Center, Florida Panthers and incredible ICE announce the formation of Sunrise Sports and Entertainment

(SSE). Sunrise Sports and Entertainment serves as an umbrella for all of its operating entities: the Office Depot Center, the Florida Panthers, incredible ICE, the Sinatra Theatre, SSE Publications, SSE Strategic Partnerships and SSE Business Development.

JUNE 20, 2005

The Panthers are awarded the 2005 "Stanley Cup of Business" from the Street & Smith's SportsBusiness Journal.

JULY 7, 2005

Sports Radio 560 WQAM signs a two-year contract with the Panthers to retain radio rights.

JULY 22, 2005

The NHL's Board of Governors ratifies the terms of a six-year Collective Bargaining Agreement negotiated with the NHL Players' Association, ending a 310-day work stoppage.

JULY 30, 2005

Florida selects Left Wing Kenndal McArdle with 20th Overall Pick in the 2005 NHL Entry Draft. The Panthers acquired the pick after trading their 29th overall selection and a second round pick in the 2006 draft to the Philadelphia Flyers.

AUGUST 1, 2005

The Panthers ink free agent NHL All-Star veterans Joe Nieuwendyk and Gary Roberts to two-year contracts. Nieuwendyk and Roberts bring a combined four Stanley Cup rings to the Panthers as well as over 2,000 games played.

AUGUST 2, 2005

NHL Veteran Martin Gelinas signs a two-year contract, adding another player with over 1,000 games played to the club. Gelinas also brings to the club Stanley Cup experience, appearing with four teams and winning a Cup with Edmonton.

AUGUST 17, 2005

Rostislav Olesz, the top pick from 2004 NHL Entry Draft, signs three-year entry-level contract with the Panthers.

AUGUST 22, 2005

Panthers announce a one-year affiliation agreement with the Florida Everblades of the ECHL.

AUGUST 31, 2005

The Panthers announce an agreement with the Buffalo Sabres to place Panthers prospects with Buffalo's American Hockey League affiliate, the Rochester Americans.

SEPTEMBER 6, 2005

In a joint press conference, Sunrise Sports & Entertainment and BankAtlantic announce a new naming rights agreement for the home of the Panthers, the BankAtlantic Center.

OCTOBER 5, 2005

The Panthers open their 12th NHL season against Southeast Division rival Atlanta.

OCTOBER 7, 2005

For the first time in their history, the Panthers record back-to-back shutouts to open the season. Oct. 5, the Cats shutout Atlanta 2-0, and on Oct. 7 the Cats shut out Tampa Bay 2-0.



OCTOBER 20, 2005

The Panthers set a new franchise record with 28 shots on goal in the second period versus the Washington Capitals.

NOVEMBER 19, 2005

Gary Roberts record his 400th career NHL goal against the New York Islanders.

NOVEMBER 25, 2005

Olli Jokinen records his first career NHL hat trick versus the Pittsburgh Penguins.

DECEMBER 13, 2005

Nathan Horton records his first career NHL hat trick, becoming the youngest Panther ever to accomplish this feat (20 years old).

FEBRUARY 14-27, 2006

Six Cats represented the Panthers at the 2006 Torino Winter Olympic Games with Olli Jokinen (Finland) collecting a Silver Medal and Rostislav Olesz (Czech Republic) collecting a Bronze Medal. Jacques Martin (Canada), Jay Bouwmeester (Canada), Roberto Luongo (Canada) and Jozef Stumpel (Slovakia) also were selected to represent their respective countries at the Olympics.

MARCH 20, 2006

Olli Jokinen scores his fourth overtime goal of the season, tying an NHL record for overtime goals in one season since the five-minute overtime period was adopted.

APRIL 13, 2006

Against Ottawa, Roberto Luongo sets a franchise record with his 107th victory in a Panther uniform surpassing the mark of 106 set by John Vanbiesbrouck.

MAY 11, 2006

The Panthers host the first "Cats Cookout" at the BankAtlantic Center. The event features players, food, and drinks, and allows fans to purchase season tickets for the upcoming season.

JUNE 23, 2006

The Cats send G Roberto Luongo and D Lukas Krajicek to Vancouver in exchange for RW Todd Bertuzzi, G Alex Auld and D Bryan Allen.

JUNE 24, 2006

The Panthers select Center Michael Frolik with the 10th overall pick in the 2006 NHL Entry Draft.

SEPTEMBER 3, 2006

Head Coach Jacques Martin becomes the new general manager following the resignation of Mike Keenan. Martin continues his role as head coach becoming the only person in the NHL to hold both positions at the same time.

SEPTEMBER 23, 2006

The Panthers and New York Rangers play an exhibition game in San Juan, Puerto Rico marking the first time an NHL game is played in the Caribbean.

OCTOBER 6, 2006

Florida opens its 13th season. Alex Auld records his first win as a Panther as Florida defeats Boston 8-3 in front of a sold-out BankAtlantic Center crowd. Todd Bertuzzi records four points (1-3-4) in his first game setting a record for most points by a Panthers player in his debut game.

OCTOBER 28, 2006

The Florida Panthers enter a shootout with the NY Islanders that lasts 10 rounds, the longest shootout in franchise history.

OCTOBER 20, 2006

Florida defeats Philadelphia at the BankAtlantic Center to improve to 4-0 at home to open the season. The 4-0 start ties the Cats record set during the 1995-96 season. Also on that night, Olli Jokinen scored the GWG setting a new Cats record with his 24th GWG as a member of the Panthers.

NOVEMBER 2, 2006

Florida Panthers head coach Jacques Martin posts the 450th win of his career, the 13th coach to ever reach that mark.

NOVEMBER 16, 2007

Olli Jokinen records a hat trick, the second of his career in a 5-1 win over Montreal.

DECEMBER 29, 2007

A Panthers franchise record 19,772 fans pack the BankAtlantic Center to watch Florida defeat Montreal 3-1.

JANUARY 10, 2007

Olli Jokinen records his second hat trick of the season and third overall in a 5-2 victory over the Pittsburgh Penguins.

JANUARY 13, 2007

Stephen Weiss records his first career NHL hat trick in a 7-3 victory over the Washington Capitals. Weiss' hat trick becomes the second consecutive at home by a Florida Panther. Florida also records a franchise-high 54 shots on goal in the win.

JANUARY 16, 2007

The Florida Panthers franchise plays their 1000th regular season game versus the Carolina Hurricanes.

JANUARY 26, 2007

The Panthers announce the hiring of Randy Sexton as the team's new assistant general manager.

FEBRUARY 13, 2007

Ed Belfour records his 76th career shutout to tie Tony Esposito for eighth on the NHL's all-time shutouts list at Montreal.

FEBRUARY 27, 2007

Olli Jokinen records his third hat trick of the season in a 6-5 shootout win over Washington.

MARCH 3, 2007

GM/Head Coach Jacques Martin coaches in his 1000th career NHL game against Tampa Bay.

MARCH 6, 2007

Stephen Weiss becomes the youngest Panther in franchise history to wear the "A" on his sweater when he takes the ice in Atlanta.



MARCH 17, 2007

Olli Jokinen records a franchise record six points (2-4-6) in one game on March 17 in an 8-5 win over the NY Islanders.

MARCH 22, 2007

Chris Gratton plays in his 1000th career NHL game against Ottawa.

MARCH 27, 2007

Ed Belfour sets a new Panthers record playing in his 27th consecutive game in net.

APRIL 7, 2007

Martin Gelinis scores his 300th career NHL goal against Carolina.

APRIL 26, 2007

The Florida Panthers announce the hiring of former Panther Joe Nieuwendyk as the team's new special assistant to the general manager.

JUNE 21, 2007

The Panthers ink Nathan Horton to the longest contract at the time in franchise history, signing him to a six-year deal.

JUNE 22, 2007

Florida again pulls off a blockbuster trade at the NHL Entry Draft acquiring G Tomas Vokoun from Nashville in exchange for three draft picks. Florida also selects D Keaton Ellerby with the 10th overall pick at the 2007 NHL Entry Draft.

JULY 1, 2007

The Panthers are active on the first day of free agency signing Radek Dvorak, Brett McLean and Richard Zednik.

JULY 16, 2007

The Florida Panthers announce that the team's games will now be heard on 790 The Ticket. Also, radio play-by-play announcer Steve Goldstein becomes the team's new television play-by-play voice on FSN Florida.

JULY 28, 2007

The Panthers host a reunion game at the BankAtlantic Center for the "Year of the Rat", the 1996 Panthers that won the Eastern Conference Championship. At the reunion the Panthers unveil their new jerseys for the upcoming season.

OCTOBER 4, 2007

Florida opens its 14th season. Brett McLean scores a goal in his first game as a Panther but the Cats fall to the NY Rangers in Madison Square Garden 5-2.

OCTOBER 24, 2007

Panthers Captain Olli Jokinen sets two new franchise records as he records two goals against Philadelphia to record his 355th point and 158th goal as a Panther.



Panthers head coach Jacques Martin

sets a new franchise record with his 84th coaching victory as Cats bench boss in a 2-1 shootout win over Washington.

FEBRUARY 5, 2008

Florida sets a franchise record for largest margin of victory as well as most goals ever scored in a road game as they defeat Toronto at the Air Canada Center 8-0 behind a Richard Zednik hat-trick.

MARCH 2, 2008

Panthers Craig Anderson sets a modern day NHL record by stopping 53 shots in a 1-0 shutout, the most saves ever recorded in an NHL shutout.

MARCH 4, 2008

The Panthers and Craig Anderson set an NHL record by recording their second consecutive 1-0 road shutout. Anderson records his second consecutive shutout and his 93 combined saves in two games sets an NHL record.

MARCH 16, 2008

Florida ties two franchise records by recording their seventh consecutive victory and fifth consecutive home victory in a 3-1 win over Atlanta.

APRIL 4, 2008

Florida sets a new franchise record by winning their 19th road game of the season in a 4-3 win at Carolina.

MAY 16, 2008

The Panthers announce that Jacques Martin has agreed to a contract extension to remain solely as the team's General Manager through the 2011-12 season.

JUNE 13, 2008

The Panthers officially announce Peter DeBoer as the franchise's 10th head coach in team history.

JUNE 19, 2008

The Panthers announce they have agreed to a full affiliation with the Rochester Americans of the American Hockey League. For the past three seasons Florida had split its affiliation with Buffalo.

JUNE 20, 2008

Florida acquires defensemen Keith Ballard and Nick Boynton as well as a second round pick from the Phoenix Coyotes in exchange for the Panthers Olli Jokinen.

JUNE 30, 2008

Florida announces they have signed RW Rostislav Olesz to a franchise record-tying six-year contract.

SEPTEMBER 2, 2008

Florida acquires D Bryan McCabe and a fourth-round pick from Toronto in exchange for D Mike Van Ryn

SEPTEMBER 9, 2008

Florida announces they have signed D Keith Ballard to a six-year contract extension beginning with the 2009-10 season.



OCTOBER 11, 2008

Peter DeBoer earns his first NHL head coaching victory a 3-2 win over Atlanta, a day after making his coaching debut at Carolina. Michael Frolik makes his NHL debut.

NOVEMBER 2, 2008

Jay Bouwmeester played his 400th career NHL game at Atlanta.

MARCH 7, 2009

With his hat trick in Florida's 5-3 win against the St. Louis Blues, David Booth became the fourth Panthers player to record two hat tricks in a season.

MARCH 28, 2009

Cory Stillman recorded his 250th career NHL goal at Dallas. Radek Dvorak records his 500th career NHL point with an assist at Dallas.

APRIL 11, 2009

With his two goal effort in Florida's 7-4 win over Washington, David Booth became the sixth player in Panthers history to score at least 30 goals in a season.

MAY 6, 2009

Panthers announce the restructuring of hockey club's broadcast teams. Steve Goldstein will continue the television play-by-play with Bill Lindsay joining him as color analyst, and as Randy Moller will be calling the Panthers radio broadcasters 790 The Ticket.

MAY 15, 2009

The Panthers announced that they are to open their 2009 Training Camp in Port Hawkesbury, Nova Scotia, where they will play their first pre-season game against Ottawa on Tuesday, Sep. 15 in Halifax.

JUNE 1, 2009

Jacques Martin accepts head coaching position with the Montreal Canadiens. Alternate Governor Bill Torrey selected to lead the search for the club's new general manager.

JUNE 19, 2009

The Panthers acquire veteran center Steven Reinprecht from the Phoenix Coyotes in exchange for prospect Stefan Meyer. Reinprecht then signs a three-year deal with the team.

JUNE 26, 2009

Florida drafts Russian defenseman Dmitry Kulikov with their first-round pick (#14 overall) at the 2009 draft, held in Montreal.

JUNE 27, 2009

Florida trades former first-round pick Jay Bouwmeester to Calgary for defenseman Jordan Leopold and a third-round pick in the 2009 draft.

JULY 1, 2009

The Panthers re-sign dynamic forward David Booth to a six-year extension and Radek Dvorak to a two-year deal and sign goaltender Scott Clemmensen (3-years) and defenseman Ville Koistinen (2-years).

AUGUST 31, 2009

Robb Tallas is hired as the club's goaltending consultant.

SEPTEMBER 13, 2009

The Panthers open the 2009 training camp in Port Hawkesbury.

SEPTEMBER 23, 2009

Bryan McCabe is named the sixth captain in franchise history.



OCTOBER 2, 2009

Randy Sexton is named the Panthers' new General Manager and the eighth in franchise history.

NOVEMBER 6, 2009

Bryan McCabe plays in his 1,000th career NHL game against the Washington Capitals.

NOVEMBER 16, 2009

Sunrise Sports & Entertainment announces that Cliff Viner and Stu Siegel assume the roles of Co-Managing Partners of SSE, the Florida Panthers and the BankAtlantic Center. Under the new ownership structure, Viner is the club's Chairman and Alternate Governor, while Siegel is the Chief Executive Officer and NHL Governor.

NOVEMBER 23, 2009

Radek Dvorak plays in his 500th game as a Panther in a loss at Pittsburgh. Dvorak becomes the seventh player in franchise history to appear in 500 games with the team.

DECEMBER 7, 2009

Radek Dvorak plays in his 1,000th NHL game against the Edmonton Oilers.

FEBRUARY 16-28, 2010

Goaltender Tomas Vokoun (Czech Republic) and defenseman Dennis Seidenberg (Germany) represent their countries at the 2010 Winter Olympics in Vancouver, British Columbia.

MARCH 9, 2010

The Panthers collect the 500th victory in franchise history in a 3-2 shootout win over the Minnesota Wild. They also set a new franchise low for shots against in a single game (including overtime) by holding the Wild to just 11 shots.

MARCH 20, 2010

The Panthers unveil their new Den of Honor prior to a game against the Buffalo Sabres. The Den of Honor commemorates key figures and events in team history as well as the growth of youth and high school hockey in South Florida. Notable



Panthers alumni including Brian Skrudland, Scott Mellanby, Bill Lindsay and Paul Laus appear at the Den's opening.

MARCH 21, 2010

Stephen Weiss scores his 100th NHL goal in a 5-2 win over the Tampa Bay Lightning.

APRIL 10, 2010

Bryan McCabe records his 1,000th NHL point with an assist in a 4-3 loss against the Tampa Bay Lightning.

MAY 17, 2010

The Panthers hire Dale Tallon as the ninth General Manager in franchise history.

JUNE 8, 2010

The Panthers announce that, beginning with the 2010-11 NHL season, all radio broadcasts will move from ESPN Radio 790 The Ticket to 560 WQAM, which had served as the team's radio partner from 1993-2007.

JUNE 22, 2010

The Panthers trade centers Nathan Horton and Gregory Campbell to the Boston Bruins in exchange for defenseman Dennis Wideman and two Draft picks, including the Bruins' first round pick in the 2010 NHL Entry Draft (15th overall).

JUNE 25, 2010

Florida trades defenseman Keith Ballard and right wing Victor Oreskovich to the Vancouver Canucks in exchange for right wings Michael Grabner and Steve Bernier and the Canucks' first round selection in the 2010 NHL Entry Draft (25th overall)

JUNE 25, 2010

The Panthers own three selections in the first round of the 2010 NHL Entry Draft, held at the Staples Center in Los Angeles. With their first pick (#3 overall) they select defenseman Erik Gudbranson. They also select center Nick Bjuggstad (#19 overall) and left wing Quinton Howden (#25 overall) in the first round. They make 13 selections over the two day period.

JULY 23, 2010

Cliff Viner takes over as General Partner, Chairman & CEO of the Florida Panthers Hockey Club and the BankAtlantic Center. Viner is now solely responsible for all decisions as it relates to SSE and all of its operating entities.

OCTOBER 23, 2010

The Panthers honor former President Bill Torrey by raising his jersey to the rafters. Florida goes onto win the game 4-3 over the New York Islanders.

NOVEMBER 3, 2010

The Panthers post a franchise record 55 shots on goal against Atlanta at the BankAtlantic Center. Two nights later they record 50 shots on goal against Carolina. The 105 shots was the highest two-game total in the NHL since the New York Rangers posted 107 shots in two games in 1994.

NOVEMBER 12, 2010

Radek Dvorak becomes the franchise's all-time games played leader when he takes to the ice against Minnesota for his 574th game as a Panther, passing Robert Svehla. Dvorak finishes with 613 games before being traded to Atlanta at the trade deadline.



FEBRUARY 3, 2011

Cory Stillman becomes the 262nd player in NHL history to skate in 1,000 career games when he skates against Philadelphia at the BankAtlantic Center.

APRIL 9, 2011

The Panthers play in their 49th one-goal game of the season, a 1-0 victory over Washington to end the 2010-11 campaign. It's the most one-goal games (excluding ties) in franchise history, surpassing the 47 games in 2007-08.

JUNE 1, 2011

The Panthers hire former Portland Pirates (AHL) coach Kevin Dineen as the franchise's new head coach.

JUNE 25, 2011

The Panthers acquire All-Star defenseman Brian Campbell from the Chicago Blackhawks in exchange for Rostislav Olesz at the NHL Draft in Minnesota. Florida uses their first round pick (3rd overall) on Memorial Cup MVP Jonathan Huberdeau (Saint John) earlier that night and goes on to select 10 players overall. The Panthers cap off the momentous night when they unveil their new red home jerseys with the announcement of Huberdeau as their selection.

JULY 1, 2011

GM Dale Tallon is very active on the first day of free agency, signing Sean Bergenheim, Tomas Fleischmann, Marcel Goc, Ed Jovanovski, Jose Theodore, Scottie Upshall, and Nolan Yonkman while acquiring Kris Versteeg from the Flyers.

JULY 8, 2011

The Panthers host an introductory press conference to introduce the new players signed in free agency or acquired via trade over a week span at the end of June and beginning of July. The players present include Matt Bradley, Brian Campbell, Tomas Fleischmann, Ed Jovanovski, Tomas Kopecky, Jose Theodore, Scottie Upshall, Kris Versteeg and Nolan Yonkman.

NOVEMBER 10, 2011

The Panthers make their first trip to Winnipeg since 1996 and come away victorious, 5-2. Kris Versteeg tallies his first career hat trick and the only one of the season for the Panthers.

NOVEMBER 21, 2011

The Panthers find themselves down three goals after the first period against the New Jersey Devils. The Comeback Cats then proceed to score two goals in the second and two more in the third to get their largest regulation comeback in franchise history.



JANUARY 16, 2012

Forward Stephen Weiss becomes the franchise's all-time leader in assists when he records his 232nd against Boston.

FEBRUARY 23, 2012

Stephen Weiss becomes the franchise's all-time leader in games played when he takes the ice against Minnesota for his 614th game. Weiss finishes the season with 637.



FEBRUARY 28, 2012

The Panthers jump out to a big lead against Toronto from the onset behind goals by Marcel Goc and Mike Santorelli. The quick 2-0 lead just 2:21 into the game is the fastest two goals in an away game in franchise history.

MARCH 11, 2012

After a 2-0 victory against the Hurricanes, the Panthers stand atop the Southeast Division at the latest point in franchise history. The previous best was March 10th, 2000.

MARCH 23, 2012

Defenseman Jason Garrison sets a franchise record for goals by a blueliner with his 16th against Edmonton.

APRIL 7, 2012

After a 12 year playoff drought spanning 10 seasons, the Panthers finally get the monkey off their back as they defeat the Hurricanes 4-1 to clinch their first Southeast Division crown.

APRIL 15, 2012

The Panthers win their first playoff game since April 17, 1997. Forward Stephen Weiss scores two goals in his playoff debut and Goalie Jose Theodore stops 23 shots to defeat the Devils, 4-2 in Game Two at the BankAtlantic Center



Dubuque (USHL) with the 23rd overall selection in Pittsburgh. Florida makes five selections overall.

SEPTEMBER 10, 2012

Sunrise Sports & Entertainment and BB&T announce a new 10-year naming rights agreement for the home of the Panthers, the BB&T Center.

JANUARY 12, 2013

The NHL Players Association accepts the NHL's collective bargaining proposal, putting an end to the 113-day labor dispute that reduced the league's season from 82 to 48 games. The NHL season kicks off January 19.

JANUARY 16, 2013

Defenseman Ed Jovanovski named captain of the Panthers. a 17-year veteran became the seventh captain in franchise history.

JANUARY 19, 2013

The Panthers defeat the Carolina Hurricanes 5-1 in their season opening game at BB&T Center. Rookie Jonathan Huberdeau opens the game's scoring with his first career goal on his first career shot. He posts three points in his NHL debut.



FEBRUARY 26, 2013

Right Wing Tomas Kopecky netted his first career hat trick, recording four points (3-1-4) in a 6-4 win vs Pittsburgh.

MARCH 5, 2013

Jonathan Huberdeau became the first Panther to score on two penalty shots in a season, and the first rookie to do so since David Vyborny (2000-01).

MARCH 1, 2013

Jonathan Huberdeau was named NHL's Rookie of the Month. He recorded nine points (6-3-9) in 13 games leading all rookies in goal scoring with six goals.

MARCH 5, 2013

Markstrom won his first career home game with a 4-1 victory vs. Winnipeg. He faced 31 shots (30 saves), posting a .968 SV%.



JUNE 15, 2013

Jonathan Huberdeau wins the Calder Trophy selected as the rookie most proficient in his first year of competition in the NHL. Huberdeau becomes the first Panther to win the award.



JUNE 30, 2013

The Panthers select Aleksander Barkov with the second overall pick in the 2013 NHL Entry Draft.



SEPTEMBER 27, 2013

A change in the team's ownership is announced as Vincent Viola assumes the role of Principal Owner, Chairman & Governor of the Florida Panthers, with Doug Cifu being named Vice Chairman, Partner & Alternate Governor.



OCTOBER 3, 2013

Aleksander Barkov makes his NHL debut in Florida's season opening game against the Dallas Stars. The rookie scores his first NHL goal in the Panthers 4-2 win. At just 18 years, 31 days His first career tally makes him the youngest player to score a goal in an NHL game in 70 years.

NOVEMBER 8, 2013

The Panthers hire San Antonio Rampage head coach, Peter Horachek as Interim Head Coach, replacing Kevin Dineen. John Madden and Brian Skrudland also named assistant coaches.

JANUARY 7, 2014

Two Cats represented the Panthers at the 2014 Sochi Winter Olympic Games. Aleksander Barkov (Finland) became the youngest Panther in franchise history to become an Olympian, collecting a bronze medal. Tomas Kopecky (Slovakia) made his second Olympic appearance after participating in the 2010 Vancouver Olympics as well.

MARCH 3, 2014

The Florida Panthers and SSE announce Rory Babich as the new President & CEO of the Florida Panthers and BB&T Center.

MARCH 4, 2014

Roberto Luongo returns to South Florida after the Cats make a trade with the Vancouver Canucks in which the Panthers acquire Luongo and Steven Anthony in exchange for Jacob Markstrom and Shawn Matthias.



MARCH 7, 2014

In a triumphant return to Sunrise, Roberto Luongo earns a 2-0 shutout against the Buffalo Sabres in his first game back in a Panthers sweater. Luongo made 25 saves and extended his franchise leading shutout record in the victory.

APRIL 15, 2014

The Panthers win the 2014 Draft Lottery securing the first overall pick at the NHL Entry Draft for the first time since 1994. Vice President of Hockey Operations & Special Projects, Travis Viola represented the Panthers.

JUNE 21, 2014

The Panthers hire former Columbus Blue Jackets coach Gerard Gallant as head coach. Gallant won two QMJHL Championships (2011 & 2012) and one Memorial Cup (2011) as head coach of the Saint John Sea Dogs, where he coached Jonathan Huberdeau and was named QMJHL and Canadian Hockey League Coach of the year twice (2010 & 2011).



JUNE 27, 2014

The Panthers select Aaron Ekblad, first overall in the 2014 NHL Entry Draft, making him their second (first overall) draft choice by Florida in franchise's history, and the first defenseman taken first overall in eight years.



JULY 1, 2014

Panthers GM Dale Tallon makes a splash in the first day of Free Agency signing Dave Bolland, Jussi Jokinen, Derek MacKenzie, Willie Mitchell, Al Montoya and Shawn Thornton.

SEPTEMBER 3, 2014

The Panthers sign their 2014 first overall pick Aaron Ekblad to an entry-level contract.

OCTOBER 6, 2014

On the Panthers' team building trip in Upstate New York, Willie Mitchell is named the eighth Captain in franchise history at the top of Mt. Thorne. Dave Bolland, Brian Campbell, Derek MacKenzie and Scottie Upshall are named Assistants.

OCTOBER 17, 2014

With a 1-0 victory over the Buffalo Sabres, Gerard Gallant earns his first win as Head Coach of the Panthers. Roberto Luongo earned the shutout to pass Patrick Roy for 13th all-time on the NHL shutout list (67).

NOVEMBER 1, 2014

Aaron Ekblad scores his first NHL goal in the Panthers 2-1 victory over the Philadelphia Flyers at BB&T Center. Ekblad's first career goal set a new team record, ranking him as the youngest defenseman in franchise history to score a goal.

DECEMBER 16, 2014

Nick Bjugstad scores the game-winner in a NHL record-setting 20-round shootout to lead the Panthers to a 2-1 victory. The Panthers' shootout victory makes history in length, amount of scorers and amount of saves. The six Panthers scorers in the shootout, Jussi Jokinen, Dave Bolland, Derek MacKenzie, Sean Bergenheim, Dylan Olsen and Nick Bjugstad make the Cats the first team in history to have six scorers in a shootout. Roberto Luongo stopped 15 of the 20 shooters in the shootout, marking the most saves made by a goaltender in a shootout in NHL history.

JANUARY 4, 2015

With an assist, Aaron Ekblad earns his 21st point of the season, passing Ed Jovanovski for first all-time in points among Panthers rookie defensemen.

JANUARY 25, 2015

Aaron Ekblad and Roberto Luongo represent the Florida Panthers at the NHL All-Star Game at Nationwide Arena in Columbus, Ohio. Ekblad, the youngest player in the All-Star Game, records four points in his All-Star debut, tying a franchise record for points in an All-Star Game. Luongo makes his fourth All-Star Game appearance, second with Florida.

FEBRUARY 6, 2015

The Florida Panthers announce Peter Luukko as the new Executive Chairman of the Florida Panthers and BB&T Center.

FEBRUARY 26, 2015

The Florida Panthers acquire Jaromir Jagr from the New Jersey Devils in exchange for a 2015 second round pick. The future Hall of Famer is the active leader in games played, goals, assists, points and shots.

FEBRUARY 28, 2015

Jaromir Jagr makes his Panthers debut in the club's 5-3 victory over the Buffalo Sabres.



MARCH 19, 2015

Jaromir Jagr records his 718th career goal in the Panthers 3-1 victory over the Detroit Red Wings. The goal puts Jagr at fifth on the all-time goals list, passing Phil Esposito.

MARCH 21, 2015

In his 600th NHL game, Shawn Thornton becomes just the third player in history to play 600 games in both the NHL and AHL, while becoming the first to play 600 games in the AHL prior to reaching the NHL milestone.





APRIL 2, 2015

In the Panthers 6-1 victory over the Carolina Hurricanes, Roberto Luongo turned aside 32 of 33 shots to earn his 400th career win, becoming only the 11th goaltender in history to do so.

APRIL 9, 2015

Notching two points, including his 1,800th career point in the Panthers 4-2 win over the Boston Bruins, Jaromir Jagr passes Ron Francis for fourth all-time in points.

APRIL 11, 2015

Topping the New Jersey Devils 3-2 in the final game of the season, the Panthers finish 2014-15 as the league's most improved team. The Cats' 91 points marks a 25-point improvement over their 2013-14 performance.

JUNE 26, 2015

For the second time, the Panthers host the 2015 NHL Draft at BB&T Center. In front of the hometown crowd, the Panthers select Lawson Crouse of the Kingston Frontenacs with the 11th overall pick.

JULY 1, 2015

The Florida Panthers acquire Reilly Smith and Marc Savard from the Boston Bruins in exchange for Jimmy Hayes.

JULY 15, 2015

The Panthers sign their 2015 first-round pick, Lawson Crouse to an entry-level contract.

JULY 29, 2015

The Panthers and 1210 ESPN Deportes announce that all 2015-16 home games will be available in Spanish via radio. Arley Londoño will serve as the official Spanish-language play-by-play announcer of the Panthers, while Octavio Sequera will serve as analyst and color commentator.

AUGUST 12, 2015

After being named Miami New Times Best Sportscaster of 2015 for his colorful radio-play-by-play, the Panthers and FOX Sports announce that "Red Deer" Randy Moller will join the FOX Sports broadcast team as Television Analyst.

AUGUST 20, 2015

The Panthers announce that Doug Plagens will be the new voice of the team's radio-play-by-play on the newly formed Florida Panthers Radio Network.

SEPTEMBER 8, 2015

JetBlue and the Florida Panthers partner with Cure and the Dominican Republic Ministry of Tourism to visit Santo Domingo for a hospital visit and youth hockey clinic, marking the fifth consecutive offseason that the Panthers have extended their outreach in the community to the Caribbean. Among those who participate are forward Vincent Trocheck and television analyst Randy Moller.

AUGUST 24, 2015

The Panthers participate in a four-team, three-day rookie tournament hosted by the Tampa Bay Lightning at Germain Arena in Estero, Fla. The Nashville Predators and Washington Capitals prospects join Florida and Tampa Bay in the

tournament.

SEPTEMBER 15, 2015

The Panthers and Eastern Airlines unveil a customized 737-700 charter plane to serve as the main transport of the team for the upcoming season.

SEPTEMBER 17, 2015

The Panthers re-sign 2013 Rookie of the Year Jonathan Huberdeau to a two-year contract. Huberdeau finished the 2014-15 season as the team's leading scorer, while setting personal bests in goals (15), assists (39), points (54) and games played (79).

SEPTEMBER 22, 2015

The South Florida Sports Hall of Fame announces that former Panthers goaltender John Vanbiesbrouck (1993-98), will be inducted alongside seven other South Florida sports stars including former Miami Dolphins great Zach Thomas and "Mr. Marlin" Jeff Conine of the Florida Marlins.

OCTOBER 1, 2015

Original Panther Bill Lindsay joins Doug Plagens on the Panthers Radio Network as color analyst for all Panthers home games.

OCTOBER 10, 2015

The Panthers open the 2015-16 season to a sell-out crowd of 19,434 at the BB&T Center as they defeat the Philadelphia Flyers 7-1. Vincent Trocheck leads the way with four points (1-3-4), including the game's opening goal. Trocheck, Nick Bjugstad, Reilly Smith and Jussi Jokinen set a modern day record for the fastest four goals to open a season in the game's opening 6:46. The four goals also set a new franchise record for fastest four goals to start a game. Both in their first season opener with Florida, Smith and Jaromir Jagr each record two goals.

OCTOBER 27, 2015

In a 4-1 win over Colorado, Roberto Luongo reaches sole possession of ninth all-time in wins, passing Grant Fuhr with his 404th career victory.

DECEMBER 20, 2015

The Panthers win their fifth consecutive game defeating the Vancouver Canucks in a 5-4 shootout win. Jaromir Jagr is the second Panther to score in the game, recording his 732nd career goal to pass Marcel Dionne for sole possession of fourth all-time in goals.

DECEMBER 29, 2015

Florida defeats the Montreal Canadiens 3-1 at the BB&T Center to tie a franchise record for with seven consecutive wins. The win over Montreal closes out the most successful month in franchise history, as the Panthers finished with an 11-3-0 record and tallied a league-leading 22 points. In the month of December, Aleksander Barkov led the team with 13 points, while he, Aaron Ekblad and Reilly Smith each scored five goals. The Panthers entered the month 11th in the Eastern Conference and sixth in the Atlantic Division and completed December second in the East and first in the Atlantic.



JANUARY 1, 2016

The Panthers begin the new year announcing a multi-year extension for General Manager Dale Tallon and name Portland Pirates head coach Tom Rowe the club's new Associate General Manager.

JANUARY 2, 2016

Following the news of Dale Tallon's extension, the Panthers extend Head Coach Gerard Gallant to a multi-year deal. The same day, the NHL announces that Panthers forward Jaromir Jagr has been named the Captain of the Atlantic Division team for the 2016 NHL All-Star Game. The honor for Jagr marks his 13th career All-Star Game selection.

JANUARY 3, 2016

Jaromir Jagr scores twice to the lead the Panthers to their franchise record seventh consecutive home win in a 2-1 win over the Minnesota Wild. The win is Florida's ninth consecutive victory overall.

JANUARY 6, 2016

Head Coach Gerard Gallant, defenseman Aaron Ekblad and goaltender Roberto Luongo join forward Jaromir Jagr in being named to the 2016 NHL All-Star Game in Nashville. Gallant is the only the second Panthers coach to be named to an All-Star Game, following Doug MacLean (1996, 1997). Ekblad and Luongo are named to the All-Star Game for the second consecutive season. Florida's four are the most to represent the Panthers at a single All-Star Game in history.



JANUARY 10, 2016

Florida's 2-1 win in Edmonton marks a franchise record 12th consecutive victory. The team's 12-game winning streak began with a 5-1 win on Dec. 15 in Brooklyn against the New York Islanders. During the streak the Panthers set franchise records for consecutive wins (12), home wins (7) and road wins (6).

JANUARY 22, 2016

Roberto Luongo and the Panthers shut out the reigning Stanley Cup Champion Chicago Blackhawks 3-0 at the BB&T Center. Luongo's 27 saves earned him sole possession of 11th all-time in shutouts (71) passing Lorne Chabot and Harry Lumley.

JANUARY 23, 2016

The Panthers top the reigning Eastern Conference Champion Tampa Bay Lightning 3-1 only 24 hours after defeating the defending Stanley Cup Champion Chicago Blackhawks 3-0. With the two wins, the Cats become the first team since the

1990-91 Calgary Flames to defeat the previous season's Stanley Cup finalists in consecutive nights.

JANUARY 26, 2016

In the midst of a breakout season, the Panthers extend center Aleksander Barkov to a six-year contract. 38 games into the season, Barkov has recorded 30 points (12-18-30) and recorded 14 points (6-8-14) during Florida's 12-game winning streak.

FEBRUARY 4, 2016

Both Jaromir Jagr and Roberto Luongo make history in Florida's 6-3 win over the Detroit Red Wings. Jagr becomes only the sixth player in NHL history to record 1,100 assists, while Luongo makes 36 saves to earn his 424th career win and pass Tony Esposito for seventh all-time. Luongo also collects a franchise-best ninth consecutive home win in the victory.

FEBRUARY 8, 2016

The NHL names Vincent Trocheck third star of the week for the week ending February 7. Trocheck recorded six points (3-3-6) in three games during the week.

FEBRUARY 20, 2016

In a 3-1 win over the Winnipeg Jets, Jaromir Jagr once again makes NHL history. Scoring Florida's first goal, Jagr records his 741st career goal, tying Brett Hull for third all-time. Jagr strikes again with the Panthers third goal of the game, passing Hull and claiming third all-time for himself with his 742nd career goal.

FEBRUARY 22, 2016

The NHL names Jaromir Jagr first star of the week for the week ending February 21. During the week Jagr scored three goals in three games and became the 10th player in NHL history to appear in a game at age 44, celebrating his birthday on Feb. 15 in a 2-1 shootout win vs. Pittsburgh.

FEBRUARY 27, 2016

The Panthers pounce before the trade deadline acquiring forward Jiri Hudler from the Calgary Flames in exchange for a 2016 second round draft pick and a 2018 fourth round pick. The Panthers then acquired defenseman Jakub Kindl from the Detroit Red Wings for a 2017 sixth round pick and ended their trade activity for the day acquiring forward Teddy Purcell from the Edmonton Oilers in exchange for a 2016 third round pick.

FEBRUARY 28, 2016

Head Coach Gerard Gallant is named an assistant coach for Team North America at the 2016 World Cup of Hockey.

MARCH 3, 2016

Earning an assist on an Erik Gudbranson goal in a 3-2 loss at Colorado, Jaromir Jagr registers his 1,850th career point tying "Mr. Hockey" Gordie Howe for third all-time in points.

MARCH 7, 2016

With an assist on Aleksander Barkov's 20th goal of the season vs. Boston, Jaromir Jagr passes Gordie Howe with his 1,851st career point, claiming sole possession of third all-time on the NHL points list. Jagr also played in his 1,613th NHL game that night, passing Ray Bourque for ninth all-time in career games played. Despite overcoming a three-goal deficit, Florida fell 5-4 in overtime.



MARCH 14, 2016

The NHL names Vincent Trocheck second star of the week for the week ending March 13. Trocheck recorded six points (1-5-6) in three games during the week to earn a star of the week honors for the second time of the season.

APRIL 2, 2016

With a 4-3 win over Montreal at the BB&T Center, the Panthers surpass their franchise record for wins in a season set in 1999-00, after registering their 44th victory of 2015-16.

APRIL 3, 2016

With Boston's 6-4 loss to Chicago, the Panthers clinch a playoff berth for the 2016 Stanley Cup Playoffs.

APRIL 4, 2016

With a 4-3 win over Toronto at the Air Canada Centre, the Panthers reach 98 points, surpassing the 97-point franchise record set in 1999-00. The win is the 700th in franchise history.

APRIL 5, 2016

Brian Campbell plays in his 1,000th NHL game as the Cats defeat Montreal 4-1 at the Bell Centre. The game also marks Campbell's 374th consecutive game with Florida, marking a new franchise record for consecutive games played. With the win and a Tampa Bay Lightning loss to the New York Rangers, the Panthers clinch the Atlantic Division, marking the second time in franchise history that Cats have won a division title. Florida reaches the 100 point mark for the first time in franchise history.

APRIL 9, 2016

The Panthers name Matt Caldwell President and CEO of Sunrise Sports and Entertainment.

With a 5-2 win to close out the 2015-16 season, Roberto Luongo earns his 35th win of the season, tying his own franchise record for wins in a season set in 2005-06. The Panthers finish the season with new franchise records for wins (47) and points (103).

APRIL 14, 2016

The Cats kick off the 2016 Stanley Cup Playoffs with game one of the Eastern Conference quarterfinals against the New York Islanders. Florida falls 5-4 in game one.

APRIL 15, 2016

The Panthers get their first win of the postseason and their first since April 21, 2012, topping the Islanders 3-1. Roberto Luongo makes 41 saves to earn first star of the game honors.

APRIL 17, 2016

Reilly Smith becomes the first Panthers player to record three consecutive multi-point games in the playoffs after he posted three points (1-2-3) in Florida 4-3 overtime loss to the Islanders in game three of the 2016 Eastern Conference quarterfinals.

APRIL 30, 2016

Center Aleksander Barkov is named a finalist for the 2016 Lady Byng Memorial Trophy joining Boston's Loui Eriksson and Los Angeles' Anze Kopitar.

MAY 1, 2016

Forward Jaromir Jagr is named a finalist for the 2016 Bill Masterton Memorial Trophy joining Pittsburgh Penguins forward Pascal Dupuis and New York Rangers forward Mats Zuccarello.

MAY 5, 2016

The ageless wonder Jaromir Jagr re-signs with Florida for another season after leading the team with 66 points (27-39-66) in 79 games. The very same day, head coach Gerard Gallant is named a finalist for the 2016 Jack Adams Trophy joining Dallas' Lindy Ruff and Washington's Barry Trotz.

MAY 16, 2016

The Panthers announce that executive vice president and general manager Dale Tallon has been promoted to President of Hockey Operations, and that associate general manager Tom Rowe has been promoted to general manager. Rowe becomes the 10th general manager in franchise history. Eric Joyce and Steve Werier are named assistant general managers.

MAY 23, 2016

The Panthers announce an American Hockey League affiliation with Springfield Hockey, LLC following the company's purchase and relocation of the Portland Pirates. The team will play their home games at the GMS Mutual Center in Springfield, Mass. Panthers Assistant GM Eric Joyce will serve as Springfield's General Manager.

MAY 25, 2016

The Panthers make their first trade of the offseason acquiring forward Jared McCann, a 2016 second round pick (33rd overall) and a 2016 fourth round pick (94th overall) from Vancouver in exchange for defenseman Erik Gudbranson and a 2016 fifth round pick (previously acquired from the New York Islanders).

JUNE 2, 2016

A new era in Sunrise begins as the Panthers reveal their new logo, as well as their new uniforms at an unveil party at the BB&T Center. Owners Vinnie Viola and Doug Cifu are joined onstage by John Viola, who assisted in designing the new look. Panthers players Aaron Ekblad, Steven Kampfer, Shawn Thornton and Vincent Trocheck model the new uniforms and are joined by Panthers alumni Radek Dvorak, Olli Jokinen Ed Jovanovski and Bill Lindsay. The new shield logo displays a more stoic and mature Panther at the center with "Panthers" written across the shield for home uniforms and "Florida" written across for the roads. The new logo borrows inspiration from the 101st Airborne Division. Replacing the leaping cat, the new shield marks the first major change to the team's primary logo since the inception of the team in 1993. Other changes include a new secondary logo with a prowling Panther over a stylized Florida state flag. A tertiary logo includes a modernized version of the leaping cat and will be worn on the player's helmets.





JUNE 6, 2016

Adam Fullerton is named the new General Manager of the BB&T Center. Fullerton previously served as Director of Arena Operations.

JUNE 7, 2016

The Panthers announce that Dave Barr will join the team's coaching staff as Associate Coach for the upcoming season and that Scott Allen will serve as an Assistant Coach.

JUNE 15, 2016

The Panthers new AHL affiliate in Springfield, Mass., announces that the team will be called the Springfield Thunderbirds.

JUNE 16, 2016

Panthers pro scout Peter Mahovich is named Special Advisor to Ownership.

JUNE 17, 2016

The Panthers announce that Jason Bukala and Toby O'Brien are the team's new Co-Directors of Amateur Scouting and that Al Tuer will be the team's new head pro scout. Bukala spent the previous five seasons as Florida's assistant head amateur scout, while Tuer spent the previous six seasons as a pro scout for the Panthers.

JUNE 20, 2016

The Panthers acquire the negotiating rights for pending unrestricted free agent defenseman Keith Yandle from the New York Rangers in exchange for a 2016 sixth round pick and a conditional 2017 draft pick.

JUNE 22, 2016

Jaromir Jagr is awarded the Bill Masterton Memorial Trophy at the 2016 NHL Awards in Las Vegas. Jagr is the first Panther to receive this honor. Gerard Gallant finished second in voting for the Jack Adams Award, while Aleksander Barkov finished second in voting for the Lady Byng.

JUNE 24, 2016

Florida has a busy first day of the 2016 NHL Draft in Buffalo as All-Star defenseman Keith Yandle officially becomes a Panther, signing a seven-year contract with the club. With their first round pick, the Cats select Finnish center Henrik Borgstrom 23rd overall. Borgstrom is committed to the University of Denver.

JUNE 25, 2016

Early into day two of the 2016 NHL Draft the Panthers acquire defenseman Mark Pysyk, a 2016 second round pick (38th overall) and 2016 third round pick (89th overall) from Buffalo in exchange for defenseman Dmitry Kulikov and Florida's 2016 second round pick (33rd overall), previously acquired from Vancouver. With the two picks acquired from Buffalo the Panthers select forward Adam Mascherin (38th) and defenseman Linus Nassen (89th overall). The Panthers also select defenseman Riley Stillman in the fourth round (114th overall) on the second day of the draft. Riley, an alum of the J. Panthers is the son of former Panthers winger Cory Stillman.

JULY 1, 2016

On the first day of free agency Florida is one of the busiest teams in the league, locking up All-Star defenseman Aaron

Ekblad to an eight year contract extension. The Cats also announce the signings of goaltender James Reimer to a five-year contract, forwards Colton Sceviour and Jonathan Marchessault to two-year contracts and defenseman Ian McCoshen to a three-year, entry-level contract.

JULY 2, 2016

The Panthers continue to add to their blueline signing free-agent defenseman Jason Demers to a five-year contract.

JULY 3, 2016

The Panthers re-sign both center Vincent Trocheck to a six-year contract and forward Reilly Smith to a five-year contract. Trocheck finished the 2015-16 season with a career-high 25 goals, 28 assists and 53 points in 76 games. Smith finished the season with a career-high 25 goals and 50 points in 82 games.

JULY 6, 2016

Florida continues their summer of signings as they extend veteran center Derek MacKenzie to a two-year contract extension.

JULY 20, 2016

The Panthers continue their partnership with their flagship radio partner CBS RADIO's 560 WQAM, signing a multi-year contract extension.

AUG. 25, 2016

The Panthers acquire a 2017 3rd round pick and a 2018 2nd round pick from the Arizona Coyotes in exchange for forwards Dave Bolland and Lawson Crouse.

SEPT. 7, 2016

The Panthers announce that they have signed F Jonathan Huberdeau to a six-year contract extension.

OCTOBER 8, 2016

The Panthers host the New Jersey Devils at West Point for their final 2016 preseason game. Tate Rink is the host site for the game as it marks the first NHL game played at the U.S. Military Academy. Florida won the game 4-2.

OCTOBER 9, 2016

At West Point, the Panthers name Derek MacKenzie the ninth team captain in franchise history. Aaron Ekblad and Jussi Jokinen are named the club's alternate captains. Rowe becomes coach

NOVEMBER 28, 2016

Head Coach Gerard Gallant is relieved of his duties after a 9-9-1 start to the season. GM Tom Rowe is named interim head coach.

DECEMBER 20, 2016

Jaromir Jagr records three assists in Florida's 4-3 shootout win over the Buffalo Sabres. Jagr's three assists tie him with Mark Messier for second all-time in NHL scoring with 1,887 career points.



DECEMBER 22, 2016

Two days after tying Mark Messier for second all-time in points, Jagr passes the Hall of Famer with an assist against the Boston Bruins at 13:20 of the third period. Aleksander Barkov records the goal on the play. The game is stopped as Jagr is presented a gold stick from the Panthers organization by captain Derek MacKenzie to honor his monumental achievement. Video messages from Hall of Famers including Messier and Wayne Gretzky are played to congratulate Jagr.



JANUARY 9, 2017

Roberto Luongo made 28 saves on 28 shots in Florida's 3-0 win over the New Jersey Devils at Prudential Center to earn his 448th career win and pass Terry Sawchuk for fifth all-time in league history for wins. His shutout performance marked the 73rd of his NHL career.

JANUARY 27, 2017

The NHL names Jaromir Jagr to the League's centennial list of 100 greatest players of all-time. Panthers television color analyst and Hockey Hall of Famer Denis Potvin is named to the list as well.

JANUARY 29, 2017

Representing the Atlantic Division and the Panthers, Cats forward Vincent Trocheck suits up in his first career NHL All-Star Game. At the Staples Center in Los Angeles, Calif., Trocheck participates in the fastest skater competition at the NHL All-Star Skills Competition the day before.

FEBRUARY 18, 2017

The Panthers top the Los Angeles 3-2 at the Staples Center to win their first game in LA since Nov. 27, 2002. Jonathan Huberdeau, Jussi Jokinen and Aleksander Barkov light the lamp for the Cats in the win.

FEBRUARY 20, 2017

Vincent Trocheck scores with five seconds remaining in the third period to win the game for the Panthers with a 2-1 final over the St. Louis Blues at Scottrade Center. With the win the Panthers complete a franchise-best road trip with five consecutive wins. On the trip the Panthers top Nashville, San Jose, Anaheim, Los Angeles and St. Louis.

MARCH 25, 2017

In the biggest margin of victory in a home game in franchise history, as well as the largest shutout victory in franchise history, the Panthers pounce on the Blackhawks with a 7-0 win. James Reimer plays a perfect game, making 25 saves to earn his first shutout with the Panthers. Jonathan Marchessault explodes with a natural hat trick, earning his first career three-goal game and becoming the first Panther to score a hat trick on BB&T Center ice since Feb. 26, 2013 (Tomas Kopecky) and the first to post a natural hat trick since Oct. 30, 2009 (Steve Reinprecht).

APRIL 3, 2017

Jonathan Marchessault becomes the first Panther since David Booth (2008-09) to record 30 goals in a season as he nets his 30th tally of 2016-17 against the Montreal Canadiens. His 30 goals are the most he has amassed at any level in his professional career.

APRIL 8, 2017

Shawn Thornton plays his final NHL game in Florida's 3-0 win over the Buffalo Sabres at BB&T Center. The veteran forward is voted first star of the game by the local media as his teammates stay on the ice to congratulate him on the honor and a successful career. Following the game, Thornton tosses his skates into his nearby wastebasket. The skates are later auctioned off for his Foundation for \$2,500.

APRIL 9, 2017

24 hours after posting a 3-0 shutout over the Buffalo Sabres in Sunrise, James Reimer registers another shutout with a 2-0 win over the Washington Capitals at Verizon Center. Reimer's two shutouts in two days made him the first goaltender in franchise history to accomplish the feat.

APRIL 10, 2017

President of Hockey Operations Dale Tallon is re-named General Manager of the Panthers. Tom Rowe is relieved of his duties as Interim Head Coach/General Manager and is named Special Advisor to the General Manager.

JUNE 1, 2017

Tallon makes his first move as reinstated GM as he signs Liiga's leading scorer, Henrik Haapala of Tampere Tappara and Panthers 2016 sixth round pick Maxim Mamin of CSKA Moscow (KHL). Haapala posted 60 points (15-45-60) in 51 games en route to a second consecutive Liiga Championship. Mamin, a former KHL rookie of the year finished the 2016-17 campaign with career-highs in goals (12), assists (13) and points (25).

JUNE 12, 2017

Bob Boughner is named the 15th head coach in franchise history. The 46-year old former NHL defenseman previously served as assistant coach of the San Jose Sharks (2015-17) and Columbus Blue Jackets (2010-11). Owner and President of the Windsor Spitfires (OHL), Boughner won two consecutive Memorial Cups (2009, 2010) and coach of the year titles (2007-08, 2008-09).



JUNE 14, 2017

Former Panthers captain Bryan McCabe is promoted from his position of director of player development to director of player personnel.

JUNE 21, 2017

The Vegas Golden Knights announce their selections from the 2017 Expansion Draft. Vegas selects forward Jonathan Marchessault as the Panthers trade forward Reilly Smith to the new franchise and receive a 2018 fourth round pick in return.

JUNE 22, 2017

Dale Tallon announces that Hockey Hall of Fame defenseman Chris Pronger is named the Panthers new Senior Advisor to the President of Hockey Operations. The former Stanley Cup champion and league MVP will work alongside Tallon after spending the previous three seasons working for the NHL Department of Player Safety.

JUNE 23, 2017

On the first day of the 2017 NHL Draft, the Panthers select right wing Owen Tippett with the 10th overall pick. Tippett led the Mississauga Steelheads of the Ontario Hockey League with 44 goals and 75 points in 2016-17. Prior to the Draft, former New York Islanders Head Coach Jack Capuano is announced as the Panthers new associate coach.

JUNE 24, 2017

On day two of the NHL Draft, the Panthers select forward Aleksii Heponiemi (Swift Current, WHL) in the second round, defenseman Max Gidion (USNTDP) in the third round, defenseman Tyler Inamoto (USNTDP) in the fifth round and forward Sebastian Repo (Tampere, Liiga) in the sixth round. The same day the Panthers announce former Kingston Frontenacs Head Coach Paul McFarland as the club's new assistant coach.

JUNE 27, 2017

The Panthers begin the on-ice sessions of their annual Development Camp at the Panthers IceDen in Coral Springs. All five of Florida's 2017 draft picks are present.

JULY 1, 2017

On the first day of Free Agency, Dale Tallon and his team are aggressive, signing 2007 Panthers third round pick and KHL standout Evgenii Dadonov, veteran goal scorer Radim Vrbata and hardnosed forward Micheal Haley. Aside from adding new players, the Panthers re-sign defenseman Alex Petrovic to a one-year contract before announcing the buy out of forward Jussi Jokinen. Florida also signs five players to two-way contracts, including former Cats 2010 second round pick Connor Brickley.

SEPTEMBER 10, 2017

Panthers players, staff and their families travel north to Boston as Hurricane Irma makes landfall in South Florida. In an effort to support the South Florida community in the wake of the storm, the Cats and Vice President, Business Operations, Shawn Thornton team up with the Boston Bruins, as well as the Boston Red Sox and Tampa Bay Rays prior to their afternoon game at Fenway Park to collect donations.

SEPTEMBER 17, 2017

On the third day of training camp for the Panthers, the club acquires forward Jamie McGinn from the Arizona Coyotes in exchange for defenseman Jason Demers.

OCTOBER 7, 2017

In the second game of a home-and-home series with their intrastate rivals the Tampa Bay Lightning to start the season, the Panthers play their game on home ice. With three goals in the third period, the Panthers top the Lightning for their first win of the 17-18 campaign.

OCTOBER 17, 2017

The Panthers 2017 first round pick, Owen Tippett makes his NHL debut in Philadelphia. The Cats fall 5-1 to the Flyers.

OCTOBER 26, 2017

Radim Vrbata scores his fifth career hat trick in Florida's 8-3 win over the Anaheim Ducks at BB&T Center. Rookie Owen Tippett scores his first NHL goal in the win.

NOVEMBER 10, 2017

Roberto Luongo earns his 455th NHL win in the Panthers 4-1 victory over the Buffalo Sabres at KeyBank Center. The win propels Luongo past Curtis Joseph for fourth on the NHL's all-time goaltending wins list.

NOVEMBER 27, 2017

Roberto Luongo makes history again as he registers his 200th win in a Panthers uniform as the Cats top the Devils 3-2 at Prudential Center. With the victory, Luongo joins Patrick Roy as only the second goaltender in NHL history to post 200 wins with two different franchises.

JANUARY 23, 2018

In a rough-and-tumble game at the American Airlines Center in Dallas, the Panthers and Stars combine for 138 PIM. Micheal Haley logs 39 PIMs, breaking a franchise record for PIM in a single game held by Joey Tetarenko (37 PIM) since Jan. 19, 2002.

JANUARY 28, 2018

Aleksander Barkov plays in his first NHL All-Star Game advancing to the final game with the Atlantic Division team.

JANUARY 30, 2018

In Florida's first game after the All-Star break, the club tops the New York Islanders 4-1 at Barclays Center. Goaltender Harri Sateri earns his first win filling in for the injured Roberto Luongo and James Reimer. The win is the first of four consecutive wins for Sateri. Including the win in New York, the Panthers win seven in a stretch of eight games.

FEBRUARY 12, 2018

In a high scoring affair at Rogers Place, the Panthers defeat the Edmonton Oilers 7-5 following a third period hat trick from Vincent Trocheck. The hat trick marks the first of his NHL career, as he becomes the first Panther to post a hat trick in a single period since Steven Reinprecht (Oct. 30, 2009) and the first to post a hat trick in the game's third period since Pavel Bure (Jan. 1, 2000). The Panthers and Oilers also make history as Evgenii Dadonov and Edmonton's Leon Draisaitl score on



penalty shots, marking the first time in NHL history both teams had a successful penalty shot attempt in a single game.

FEBRUARY 14, 2018

Following the tragic events at Marjory Stoneman Douglas High School in Parkland, Fla., the Panthers in the midst of a Western Canadian road trip defeat the Vancouver Canucks 4-1 at Rogers Arena. Following the game, Captain Derek MacKenzie makes mention to the media that the win was dedicated "to everybody back home".

FEBRUARY 16, 2018

Roberto Luongo returns to the crease for Florida after missing 27 games due to injury as the Panthers defeat the Calgary Flames 6-3 at Scotiabank Saddledome. The Panthers uniform now displays a patch on their jersey sleeves emblazoned "MSD" and a helmet sticker with the Stoneman Douglas High School logo. The Cats continue to wear both until the season's end.

FEBRUARY 22, 2018

In Florida's first home game since the tragedy at Marjory Stoneman Douglas High School, Roberto Luongo addresses the BB&T Center crowd following an emotional pregame ceremony to honor the victims of the tragedy. Luongo's passionate speech becomes a defining moment of the Panthers season as the Cats defeat the Washington Capitals 3-2, beginning a franchise record eight-game home winning streak.

FEBRUARY 24, 2018

Evgenii Dadonov completes his first NHL hat trick, scoring the game-winning goal in Florida's dramatic 6-5 victory over the Pittsburgh Penguins at BB&T Center.

MARCH 6, 2018

In Florida's final match-up of the season against the Tampa Bay Lightning, Nick Bjugstad scores a goal in each regulation period to notch his first NHL hat trick. The Panthers force the game into overtime but fall 5-4. Bjugstad becomes the fourth Panther to post a hat trick on the season, marking the first time a Panthers team has had four different players produce a hat trick since the 2009-10 season.

MARCH 29, 2018

After signing with Florida three days earlier, Henrik Borgstrom makes his NHL debut in Florida's 3-2 overtime loss to the Ottawa Senators at Canadian Tire Centre.



APRIL 5, 2018

Roberto Luongo plays in his 1,000th NHL game, becoming only the third goaltender in history to reach the milestone. Luongo forgoes a pregame celebration in order to focus on the Panthers current win streak and push for the playoffs. The Cats top the Boston Bruins 3-2 at BB&T Center.

APRIL 7, 2018

Despite an afternoon Philadelphia Flyers victory over the New York Rangers to mathematically eliminate Florida from playoff contention, the Panthers win their final home game of the season 4-3 against the Buffalo Sabres, earning their 27th home win of the season. The win sets a new franchise record for wins at home, surpassing the previous record of 26 home wins set in 1999-00.

APRIL 8, 2018

Florida defeats Boston 4-2 at TD Garden to complete the season. Henrik Borgstrom's first NHL goal opens the game's scoring as the Panthers conclude their season with the second-most wins in a season in franchise history. They are only the second team in NHL history to miss the postseason despite posting 96 points. The Cats own a 25-8-2 record after the All-Star break, owning the League's most wins and while tying for the most points in the NHL over that span.

APRIL 20, 2018

Aleksander Barkov is named a finalist for the 2017-18 Lady Byng Memorial Trophy. It is the second time in three seasons he has been named a finalist for the award.

APRIL 21, 2018

Roberto Luongo is named a finalist for the 2017-18 Bill Masterton Memorial Trophy. It is his first finalist nomination for the award in his career.

MAY 3, 2018

Florida Panthers founding President and hockey icon Bill Torrey passes away at age 83. Serving as the team's Special Advisor to the General Manager & Alternate Governor, the Hockey Hall of Famer leaves behind a tremendous legacy including four Stanley Cup Championships as General Manager of the New York Islanders. Mr. Torrey spends 25 years with the Panthers organization and was originally named the team's first President on April 19, 1993.

JUNE 15, 2018

At a media conference held at Esplanade Park in downtown Fort Lauderdale, the Panthers officially unveil their 25th Anniversary logo. Ownership John Viola, President & CEO Matthew Caldwell, Senior Vice President Shawn Thornton and Vice President of Broadcasting & Alumni Randy Moller are on hand for the event. The unveiling is part of a celebration to begin the Panthers silver anniversary.

JUNE 19, 2018

The Panthers acquire perennial 20-plus goal scorer Mike Hoffman and a 2018 seventh round draft pick from the San Jose Sharks in exchange for the Cats' 2018 fourth round pick (via Vegas), 2018 fifth rounder and 2019 second round pick. It was announced that Hoffman was acquired by San Jose just two hours prior to the trade to Florida.

JUNE 22, 2018

With the 15th pick in the first round of the 2018 NHL Draft, the Panthers select Grigori Denisenko from Loko Yaroslavl of the Russian junior league, the MHL. The 17-year old, Russian-born winger is the first player to be selected 15th overall in franchise history and the first Russian-born first rounder selected by Florida since 2009 (Dmitry Kulikov).



SEPTEMBER 17, 2018

President of Hockey Operations & GM Dale Tallon announces that Panthers All-Star centerman Aleksander Barkov has been named the 10th captain in franchise history. As Barkov meets with the media, former captain Derek MacKenzie, in a class display of respect, hands Barkov his new captain's jersey and congratulates him on the honor.



SEPTEMBER 19, 2018

Following the announcement of Aleksander Barkov being named the new captain of the Panthers, the club's new formal leadership group is completed as the reins of the team are officially handed over to the core of the team. Aaron Ekblad, Jonathan Huberdeau, Vincent Trocheck and Keith Yandle are named alternate captains. Trocheck and Yandle serve as alternate captains for all home games, while Huberdeau and Ekblad serve as alternate captains for all road games.

OCTOBER 13, 2018

The Panthers host the Vancouver Canucks as they celebrate Roberto Luongo's achievement of playing 1,000 NHL games with a pregame ceremony. Luongo played his 1,000th NHL game on April 5, 2018 vs. Boston.

NOVEMBER 2, 2018

The Cats prevail over the Winnipeg Jets with a 4-2 victory at Hartwall Arena in Helsinki, Finland to close out the NHL Global Series. The Cats score on the power play three times and goaltender Roberto Luongo returns to the lineup from injury to post his first win of the season.

NOVEMBER 11, 2018

With an assist vs. Ottawa, Keith Yandle posts his seventh consecutive game with a point and sets the Panthers franchise point streak record for a defenseman.

NOVEMBER 15, 2018

With an assist against Columbus, Mike Hoffman records his 14th consecutive game with point to surpass Pavel Bure's franchise record 13-game point streak set in 1999-00.

NOVEMBER 19, 2018

In a 7-5 victory over the Ottawa Senators, Juho Lammikko registered four assists, setting a franchise record for assists by a rookie in a single game.

NOVEMBER 21, 2018

In Florida's 7-3 loss to Tampa Bay, Mike Hoffman scores his 10th goal of the season and sets a franchise record for consecutive games with a point, posting a 17-game point streak. Hoffman's

goal also marks the 10th consecutive game that the Panthers score a power play goal, setting a new franchise record.

DECEMBER 3, 2018

The NHL names Jonathan Huberdeau 'Third Star of the Week', for the week ending Dec. 2 after leading the NHL with nine points (1-8-9) in four games.

DECEMBER 15, 2018

Captain Aleksander Barkov completes his first NHL hat trick in overtime to defeat the Toronto Maple Leafs 4-3 at BB&T Center. Barkov becomes the first Panthers player in franchise history to complete a hat trick in OT.

JANUARY 19, 2019

In a 4-2 victory against the Nashville Predators Aaron Ekblad scores his 62nd career goal to surpass Robert Svehla and become the franchise leader for goals scored by a defenseman.

JANUARY 26, 2019

Keith Yandle represents the Panthers at the 2019 NHL All-Star Game at SAP Center in San Jose.

FEBRUARY 1, 2019

Owning a 20-21-8 record as they approach their 50th game of the season, President of Hockey Operations & GM Dale Tallon makes the first move in a step towards an aggressive offseason for the Panthers. Cats forwards Nick Bjugstad and Jared McCann are traded to the Pittsburgh Penguins for forwards Derick Brassard and Riley Sheahan, as well as a 2019 second round draft pick and two 2019 fourth round draft picks.

FEBRUARY 10, 2019

Entering the game in relief of James Reimer, Roberto Luongo officially plays his 1,030th NHL game to surpass Patrick Roy for sole possession of the second-most games played by a goaltender in NHL history.

FEBRUARY 25, 2019

With a 4-3 overtime victory over the Colorado Avalanche at Pepsi Center, Roberto Luongo registers his 485th career win to surpass Ed Belfour for third all-time in goaltending wins and cementing his place with Martin Brodeur and Patrick Roy among the top-three in NHL history for goaltenders in games played and wins.

FEBRUARY 26, 2019

In a 4-3 shootout loss to the Arizona Coyotes at Gila River Arena, Keith Yandle plays in his 777th consecutive NHL game, marking the fifth-longest "iron man streak" in NHL history. Rookie Riley Stillman makes his NHL debut with the Panthers at Gila River Arena against the Arizona Coyotes. He and his father, former Panthers forward Cory Stillman become the first father-son duo in franchise history to have played a game for the Panthers.

MARCH 8, 2019

In the Panthers 6-2 win over the Minnesota Wild, rookie goaltender Sam Montembeault makes 25 saves to secure his first NHL win. Mike Matheson and MacKenzie Weegar each tally twice for the Cats, marking the first time in franchise history two defensemen have had multi-goal games in the same outing.



MARCH 10, 2019

Panthers rookies Josh Brown and Dryden Hunt each score their first NHL goals in Florida's 6-1 win over the Detroit Red Wings at BB&T Center. They are the third pair of Cats rookies to each post their first NHL goals in the same game.

MARCH 11, 2019

Jonathan Huberdeau is named the NHL's first star of the week after posting nine points and a plus-six rating over four games.

MARCH 16, 2019

In a 4-3 win in Los Angeles, Mike Hoffman scores his 33rd goal of the season, marking the most-ever scored by a Panthers player in his first year with the franchise.

MARCH 17, 2019

With a two-assist performance in Anaheim against the Ducks, Jonathan Huberdeau surpasses Viktor Kozlov's single-season franchise mark for assists (53).

MARCH 21, 2019

Keith Yandle breaks both the Panthers franchise record for single-season points by a defenseman (topping Robert Svehla's 57 notched in 1995-96), but also sets a new franchise mark for single-season power-play points (surpassing Olli Jokinen's 37 PPP in 2005-06).

MARCH 30, 2019

In Florida's 4-1 win over the Boston Bruins at TD Garden, Jonathan Huberdeau records his 232nd career assist, surpassing Olli Jokinen for sole possession of second in franchise history for assists.

April 6, 2019


In Florida's regular season finale, Aleksander Barkov scores his 35th goal of the season to reach 95 points, breaking Pavel Bure's 94-point season franchise record set in 1999-00. Barkov adds an assist in the game to set the Panthers new single-season franchise record at 96 points. Jonathan Huberdeau put together a two-point game as well, setting the franchise record for single-season assists at 62.

APRIL 7, 2019

The Panthers relieve Bob Boughner of his duties as head coach.

APRIL 8, 2019

President of Hockey Operations & General Manager Dale Tallon makes a blockbuster move by announcing the hiring of Joel Quenneville as the new head coach of the Florida Panthers. Quenneville brings four Stanley Cups with him to South Florida, including three won as head coach of the Chicago Blackhawks.



APRIL 16, 2019

Florida Panthers Owner & Governor Vincent J. Viola announces that the Florida Panthers organization's commitment to privately finance the restoration and revitalization of the historic War Memorial Auditorium in Fort Lauderdale. The War Memorial Auditorium restoration project includes two indoor ice rinks and a concert venue capable of accommodating approximately 3,000 people for concerts, conventions and other live events.

JUNE 4, 2019

Joel Quenneville's coaching staff is announced as Mike Kitchen, Andrew Brunette and former Panthers captain Derek MacKenzie are named assistant coaches. Reunited with Quenneville after two Stanley Cup victories in Chicago, Kitchen's assignment marks his second tour of duty in South Florida (2007-10).

JUNE 19, 2019

At the 2019 NHL Awards, Aleksander Barkov is named the recipient of the Lady Byng Memorial Trophy. The youngest European-born player in NHL history to receive the honor (23 yrs), Barkov is the second Panther in franchise history to receive the Byng, joining Brian Campbell in 2011-12.

JUNE 21, 2019

With the 13th overall selection in the first round of the 2019 NHL Draft, the Panthers select goaltender Spencer Knight of the United States National Team Development Program. Knight, the unanimous no.1 ranked goaltender in the Draft becomes the first netminder ever selected in the first round by Florida in franchise history.

JUNE 26, 2019

After 19 seasons, 11 with the Panthers, franchise goaltender Roberto Luongo announces his retirement from the National Hockey League. He makes the announcement via social media before posting an open letter to the fans on the Panthers official website. Luongo leaves the game standing at second all-time in games played by a goaltender (1,044) and third in wins (489), while owning a multitude of Panthers franchise records including wins (230), shutouts (38) and saves (16,068).

JULY 1, 2019

The Panthers make the biggest splash in free agency as they land four players. Headlined by arguably the largest free signing in Panthers franchise history, the Cats ink two-time Vezina trophy winning goaltender Sergei Bobrovsky to a seven-year contract. The 30-year-old, All-Star netminder is joined by veteran defenseman Anton Stralman, 2018 Stanley Cup Champion forward Brett Connolly and forward Noel Acciari fresh off a 2019 Stanley Cup Final appearance with Boston.

JULY 29, 2019

Longtime Television Color Analyst Denis Potvin announces his retirement from broadcasting. An original member of the Panthers broadcast team since 1993, Potvin served as a TV analyst for the Cats for 21 years.

JULY 30, 2019

Randy Moller is named the Panthers Television Color Analyst. 'Red Deer' joins Steve 'Goldie' Goldstein in the TV booth for the 2019-20 season after spending the previous four seasons



between the benches as a Television Analyst for the Panthers broadcasts.

AUG. 12, 2019

The Florida Panthers announce they will retire Roberto Luongo's #1 jersey on March 7, 2020 marking the first Panthers player in franchise history to have their number retired.

SEPTEMBER 18, 2019

The Panthers face the Montreal Canadiens in Bathurst, New Brunswick for the NHL's Kraft Hockeyville event. The Cats fall 4-3 to the Habs at K.C. Irving Regional Centre.

SEPTEMBER 21, 2019

The Panthers defeat the Dallas Stars 6-0 in their second consecutive year playing a preseason match-up at the BOK Center in Tulsa, Okla.

OCTOBER 5, 2019

The Panthers defeat the Tampa Bay Lightning 4-3 in the club's home opener of 2019-20. Mike Hoffman led the Cats with a hat trick, the first-ever home opening game hat trick in franchise history.

OCTOBER 20, 2019

Veteran free agent Brian Boyle signs a one-year contract with the Panthers.

NOVEMBER 12, 2019

After falling behind 4-0 to the Boston Bruins at TD Garden, the Panthers score four times in the third period before forcing the game into a shootout where they completed the rally 5-4 in the franchise's biggest comeback in history.



NOVEMBER 13, 2019

Following his retirement, the franchise's most iconic player joins the front office as Roberto Luongo is named a Special Advisor to the General Manager.

NOVEMBER 16, 2019

Head Coach Joel Quenneville earns his 900th NHL head coaching win in Florida's 4-3 victory over the New York Rangers at BB&T Center. In the game Jonathan Huberdeau posted three assists including his 250th career assist, surpassing Stephen Weiss' franchise record of 249 assists in a Panthers uniform.

NOVEMBER 21, 2019

A week removed from the club's most historic comeback in franchise history, the Cats do it again, this time on home ice. The Panthers overcome a four-goal deficit led by a two-goal effort from Aaron Ekblad and Brett Connolly. Ekblad posted three points in the game including an assist on the game-tying goal and the overtime game-winner.

NOVEMBER 30, 2019

In his first NHL start, goaltender Chris Driedger makes 27 saves and blanks the Nashville Predators 3-0 to earn the first win and shutout of his NHL career.

DECEMBER 16, 2019

Placed on a line with Jonathan Huberdeau and Vincent Trocheck, Noel Acciari explodes offensively with his first career hat trick, leading the Panthers to a 6-1 victory over the Ottawa Senators.

DECEMBER 20, 2019

In the Panthers 7-4 win over the Dallas Stars, Noel Acciari joins Pavel Bure as the only Panther to produce hat tricks in consecutive games, registering his second three-goal performance in as many games. Acciari's natural hat trick in the game's second period is completed with a shorthanded penalty shot goal.

JANUARY 20, 2020

With the 419th and 420th point Jonathan Huberdeau ties and surpasses Olli Jokinen's franchise points record in Florida's 8-4 victory over the Toronto Maple Leafs at BB&T Center. The longtime Panther tied the record with a goal before becoming the franchise's new scoring leader with an assist on Mike Hoffman's power-play goal.



JANUARY 20, 2020

With six seconds remaining in Florida's match-up in Minnesota, Noel Acciari scores to secure a 5-4 win for the Panthers over the Wild. The win marked the franchise's first regulation victory in Minnesota since the Wild entered the NHL in 2000-01 and the first Panthers win in Minnesota since a 3-2 shootout win on March 9, 2010.

JANUARY 21, 2020

In Joel Quenneville's return to Chicago, Frank Vatrano leads the Cats with his first hat trick as a Panther extending the team's winning streak to a season-high six games.

JANUARY 24, 2020

The NHL announces that the All-Star Weekend will return to South Florida with BB&T Center hosting the 2021 NHL All-Star Game.

JANUARY 25, 2020

Named an NHL All-Star, Jonathan Huberdeau plays in his first NHL All-Star Game. With the Atlantic Division team, Huberdeau played in both the first round and final round of the All-Star




Game tournament.

FEBRUARY 24, 2020

The Panthers make a big move at the trade deadline as they look to assert themselves in the playoff hunt. The Cats trade Vincent Trocheck to the Carolina Hurricanes in exchange for forwards Erik Haula, and Lucas Wallmark and prospects Eetu Luostarinen and Chase Priskie. A native of Plantation, Fla., Priskie is an alum of the Jr. Panthers.

MARCH 7, 2020

Franchise cornerstone Roberto Luongo's jersey no. 1 is retired by the Florida Panthers in a pregame ceremony. Guest speakers included Panthers Owner Vincent Viola, former goaltending partner Jamie MacLennan and goaltending coach Robb Tallas. Speakers are joined on the ice by Luongo's family, former teammates Alex Burrows and Kevin Weekes, former goaltending coach Francois Allaire and agent Pat Brisson. Following the ceremony, the Panthers go on to defeat the Montreal Canadiens 4-1 in the final regular season game played at BB&T Center in 2019-20.



MARCH 12, 2020

The NHL announces a pause of the 2019-20 season due to the COVID-19 pandemic.

MARCH 13, 2020

Following the announcement of a pause to the season due to the coronavirus pandemic, Panthers goaltender Sergei Bobrovsky donates \$10K to BB&T Center part-time workers. His Panthers teammates matched the donation with team ownership stepping in to contribute as well.

APRIL 7, 2020

The Florida Panthers Foundation announces the Territory Trot Virtual 5K presented by Baptist Health. The virtual 5K is established to support relief efforts for those impacted by COVID-19.

MAY 5, 2020

The Panthers agree to terms on a three-year, entry-level contract with 2018 first-round draft pick Grigori Denisenko.

MAY 26, 2020

The Panthers are among 24 teams included in the NHL's expanded playoff format to conclude the 2019-20 season. The Panthers are slated to face the New York Islanders in a best-

of-five Qualifying round series.

JULY 1, 2020

The Panthers release the first episode of their all-access behind the scenes series called 'Panthers Uncaged'. The series chronicles the team's return to play for the 2020 postseason.

JULY 6, 2020

The NHL and NHLPA announces the agreement of a four-year extension of the CBA

JULY 8, 2020

The Panthers announce the departure of Senior Vice President of Hockey Operations Chris Pronger from the organization to pursue a family business endeavor.

JULY 10, 2020

The Panthers open training camp for the upcoming 2020 postseason as the NHL begins Phase 3 of the League's Return to Play protocol.

AUGUST 1, 2020

The Panthers fall 2-1 in Game 1 of the Stanley Cup Qualifiers to the Islanders. Jonathan Huberdeau scores the lone goal of the game at 0:23 into the third period, tying a Panthers playoff record for fastest goal scored to start a period set by Stephen Weiss on April 15, 2012 vs. New Jersey.

AUGUST 5, 2020

Facing elimination, the Panthers defeat the Islanders 3-2 in Game 3 of their Stanley Cup Qualifying Round series. Florida lost the series to New York in Game 4.

AUGUST 10, 2020

The search for the franchise's next General Manager begins as the Florida Panthers announce that they have mutually parted ways with President of Hockey Operations & General Manager Dale Tallon. Florida's longest tenured GM's contract was set to expire following the end of the 2019-20 season.

SEPTEMBER 2, 2020

The Panthers name Bill Zito as the franchise's new General Manager. The former agent and founder of Acme Sports previously served as the Columbus Blue Jackets Senior Vice President of Hockey Operations and Associate General Manager.

SEPTEMBER 3, 2020

Panthers Owner Vincent Viola is named to the NHL's Executive Inclusion Council focused on the fight against racism and the mandate to make hockey and the NHL more welcoming and inclusive.

SEPTEMBER 10, 2020

The Panthers announce a multi-year affiliation agreement with the Charlotte Checkers to be the club's American Hockey League affiliate.

SEPTEMBER 15, 2020

Rick Dudley rejoins the Panthers front office as a Senior Advisor to the General Manager. Dudley is among a group of new additions to hockey operations including Senior Advisor



Paul Fenton, Assistant to the General Manager Blake Geoffrion and scout P.J. Fenton. Former Panthers forward Gregory Campbell returns to South Florida as the Vice President of Development and Player Personnel.

SEPTEMBER 24, 2020

Bill Zito makes his first transaction as Panthers GM, acquiring two-time Stanley Cup Champion Patric Hornqvist from Pittsburgh in exchange for Mike Matheson and Colton Sceviour.

OCTOBER 6, 2020

In the NHL's first Draft held virtually, the Panthers select Finnish forward Anton Lundell of Liiga's HIFK with their first round pick, 12th overall.

OCTOBER 8, 2020

The Cats acquire defenseman Markus Nutivaara from the Columbus Blue Jackets in exchange for prospect Cliff Pu.

OCTOBER 9, 2020

In the first day of free agency the Panthers sign hard-hitting defenseman Radko Gudas, recent Stanley Cup Champion Carter Verhaeghe, former first round pick Alexander Wennberg, speedy forward Vinnie Hinostroza and physical winger Ryan Lomberg.

NOVEMBER 2, 2020

Former Carolina Hurricanes Vice President of Hockey Operations Paul Krepelka is named Assistant General Manager.

NOVEMBER 6, 2020

After a strong 2019-20 season, the Panthers re-sign defenseman MacKenzie Weegar to a three-year contract.

NOVEMBER 9, 2020

The Panthers name Ulf Samuelsson assistant coach.

NOVEMBER 17, 2020

Brett Peterson is named the Panthers Assistant General Manager. The former player agent becomes the first Black assistant GM in NHL history.

NOVEMBER 20, 2020

The Panthers enter an affiliation agreement with the ECHL's Greenville Swamp Rabbits. The Swamp Rabbits will serve as a developmental affiliate for the Panthers and Charlotte Checkers (AHL).

NOVEMBER 23, 2020

Shane Churla is named the Panthers Director of Amateur Scouting. The former NHLer previously served as the Director of Amateur Scouting for Montreal.

DECEMBER 7, 2020

BB&T Center becomes the first NHL arena to achieve the International WELL Building Institute (IWBI)'s WELL Health-Safety Rating for Facility Operations and Management. The certification, which has been confirmed by third-party verifier, Green Business Certification Inc. (GBCI), recognizes BB&T Center's adherence to the IWBI's stringent guidelines and protocols for combatting COVID-19 and preparedness to safely accommodate fans upon reopening.

DECEMBER 8, 2020

The Panthers officially announce the establishment of its cutting-edge Goaltending Excellence Department. Roberto Luongo is set to oversee the department with assistance from renowned goaltending coach and longtime mentor Francois Allaire.

DECEMBER 17, 2020

The Cats sign 2020 NHL All-Star forward Anthony Duclair to a one-year contract.

DECEMBER 20, 2020

The NHL/NHLPA announce an agreement to play a 56-game 2020-21 season beginning Jan. 13, 2021. The NHL is temporarily realigned with the Panthers joining the 2020-21 Central Division with Carolina, Chicago, Columbus, Dallas, Detroit, Nashville and Tampa Bay.

JAN. 4, 2021

The Panthers begin training camp for the 2020-21 season at BB&T Center.



PLAYOFF RECORDS



PLAYOFF HISTORY | ALL-TIME



1996 EASTERN CONFERENCE QUARTERFINALS

DATE	OPPONENT	RESULT	SCORE	ATTENDANCE	GOALS
4/17	Boston	W	6-3	14,703*	Sheppard (2), Hough, Hull, Woolley, Garpenlov
4/22	Boston	W	6-2	14,703*	Jovanovski, Sheppard, Lowry (2), Woolley, Garpenlov
4/24	@ Boston	W	4-2	14,922	Hull (2), Mellanby, Hough
4/25	@ Boston	L	6-2	14,810	Lindsay, Sheppard
4/27	Boston	W	4-3	14,703*	Skrudland, Laus, Lowry, Lindsay

1996 EASTERN CONFERENCE SEMIFINALS

DATE	OPPONENT	RESULT	SCORE	ATTENDANCE	GOALS
5/2	@ Philadelphia	W	2-0	17,380	Barnes, Lowry
5/4	@ Philadelphia	L	3-2	17,380	Sheppard, Lowry
5/7	Philadelphia	L	3-1	14,703*	Laus
5/9	Philadelphia	W-OT	4-3	14,703*	Niedermayer (2), Barnes, Lowry
5/12	@ Philadelphia	W-2OT	2-1	17,380	Barnes, Hough
5/14	Philadelphia	W	4-1	14,703*	Lindsay, Niedermayer, Lowry, Garpenlov

1996 EASTERN CONFERENCE FINAL

DATE	OPPONENT	RESULT	SCORE	ATTENDANCE	GOALS
5/18	@ Pittsburgh	W	5-1	17,355	Lowry (2), Fitzgerald (2), Mellanby
5/20	@ Pittsburgh	L	3-2	17,181	Sheppard, Lindsay
5/24	Pittsburgh	W	5-2	14,703*	Sheppard, Dvorak, Barnes (2), Straka
5/26	Pittsburgh	L	2-1	14,703*	Lowry
5/28	@ Pittsburgh	L	3-0	17,355	
5/30	Pittsburgh	W	4-3	14,703*	Mellanby, Lindsay, Straka, Niedermayer
6/1	@ Pittsburgh	W	3-1	17,355	Hough, Fitzgerald, Garpenlov

1996 STANLEY CUP FINAL

DATE	OPPONENT	RESULT	SCORE	ATTENDANCE	GOALS
6/4	@ Colorado	L	3-1	16,061	Fitzgerald
6/6	@ Colorado	L	8-1	16,061	Barnes
6/8	Colorado	L	3-2	14,703*	Sheppard, Niedermayer
6/10	Colorado	L-3OT	1-0	14,703*	

1997 EASTERN CONFERENCE QUARTERFINALS

DATE	OPPONENT	RESULT	SCORE	ATTENDANCE	GOALS
4/17	NY Rangers	W	3-0	14,703*	Garpenlov, Muller, Niedermayer
4/20	NY Rangers	L	3-0	14,703*	
4/22	@ NY Rangers	L-OT	4-3	18,200	Garpenlov, Sheppard, Svehla
4/23	@ NY Rangers	L	3-2	18,200	Niedermayer, Nemirovsky
4/25	NY Rangers	L-OT	3-2	14,703*	Hough, Sheppard

=Home Sellout Underline=GWG

PLAYOFF HISTORY | ALL-TIME



2000 EASTERN CONFERENCE QUARTERFINALS

DATE	OPPONENT	RESULT	SCORE	ATTENDANCE	GOALS
4/13	@ New Jersey	L	3-2	15,024	Niedermayer, Worrell, Sillinger
4/16	@ New Jersey	L	2-1	17,206	Sillinger
4/18	New Jersey	L	2-1	19,250*	Whitney
4/20	New Jersey	L	4-1	19,250*	Bure

2012 EASTERN CONFERENCE QUARTERFINALS

DATE	OPPONENT	RESULT	SCORE	ATTENDANCE	GOALS
4/13	New Jersey	L	3-2	19,119*	Bergenheim, Versteeg
4/15	New Jersey	W	4-2	19,248*	Weiss (2), Goc Fleischmann
4/17	@New Jersey	W	4-3	17,625	Bergenheim, Garrison, Weaver, Campbell
4/19	@New Jersey	L	4-0	17,625	
4/21	New Jersey	W	3-0	19,513*	Versteeg, Upshall, Kopecky
4/24	@New Jersey	L-OT	3-2	17,625	Versteeg, Bergenheim
4/26	New Jersey	L-2OT	3-2	19,313*	Weiss, Goc

2016 EASTERN CONFERENCE FIRST ROUND

DATE	OPPONENT	RESULT	SCORE	ATTENDANCE	GOALS
4/14	NY Islanders	L	5-4	17,422	Purcell, Jokinen, Smith (2)
4/15	NY Islanders	W	3-1	18,373	Smith, Bjugstad, Kulikov
4/17	@ NY Islanders	L	4-3 (OT)	15,795	Smith, Barkov, Bjugstad
4/20	@ NY Islanders	W	2-1	15,795	Purcell, Petrovic
4/22	NY Islanders	L	2-1 (2OT)	20,247*	Barkov
4/24	@ NY Islanders	L	2-1 (2OT)	15,795	Huberdeau

2020 EASTERN CONFERENCE STANLEY CUP QUALIFIERS

DATE	OPPONENT	RESULT	SCORE	ATTENDANCE	GOALS
8/1	@NY Islanders	L	2-1	--	Huberdeau
8/4	@NY Islanders	L	4-2	--	Hoffman, Barkov
8/5	NY Islanders	W	3-2	--	Haula, Hoffman, <u>Boyle</u>
8/6	NY Islanders	L	5-1	--	Hoffman

*=Home Sellout Underline=GWG

--=No Attendance, game played in NHL Bubble at Scotiabank Arena, Toronto, ON



PLAYOFF HISTORY | ALL-TIME



PANTHERS 1996 PLAYOFF SCORING

NO	NAME	GP	G	A	PTS	PIM	+/-	PP	SH	GW	GT	SHOTS	PCTG
10	Lowry	22	10	7	17	39	8	4	0	2	1	45	22.2
26	Sheppard	21	8	8	16	0	4	3	0	0	0	47	17.0
14	Barnes	22	6	10	16	4	10	2	0	2	0	57	10.5
11	Lindsay	22	5	5	10	18	6	0	1	1	0	33	15.2
27	Mellanby	22	3	6	9	44	-10	2	0	0	0	57	5.3
55	*Jovanovski	22	1	8	9	52	2	0	0	0	0	51	2.0
44	Niedermayer	22	5	3	8	12	-8	2	0	2	0	48	10.4
21	Fitzgerald	22	4	4	8	34	3	0	0	2	0	31	12.9
6	Woolley	13	2	6	8	14	3	1	0	1	0	27	7.4
3	Laus	21	2	6	8	62	3	0	0	0	0	18	11.1
29	Garpenlov	20	4	2	6	8	-2	0	0	0	0	35	11.4
24	Svehla	22	0	6	6	32	3	0	0	0	0	38	.0
18	Hough	22	4	1	5	8	5	0	0	2	1	38	10.5
12	Hull	14	3	2	5	0	4	0	0	0	0	18	16.7
28	Straka	13	2	2	4	2	-2	0	0	0	0	20	10.0
9	*Dvorak	16	1	3	4	0	2	0	0	0	0	36	2.8
20	Skrudland	21	1	3	4	18	6	0	0	0	0	27	3.7
5	Murphy	14	0	4	4	6	1	0	0	0	0	53	.0
2	Carkner	22	0	4	4	10	8	0	0	0	0	15	.0
23	Warrener	21	0	3	3	10	3	0	0	0	0	14	.0
40	*Washburn	1	0	1	1	0	0	0	0	0	0	0	.0
34	Vanbiesbrouck	22	0	1	1	20	0	0	0	0	0	0	.0
25	Smith	1	0	0	0	2	-1	0	0	0	0	0	.0
30	Fitzpatrick	2	0	0	0	0	0	0	0	0	0	0	.0

NO	GOALTENDERS	GP	W	L	GAA	MINS	SO	GA	SA	SV%	G	A	PIM
34	Vanbiesbrouck	22	12	10	2.25	1332	1	50	735	.932	0	1	20
30	Fitzpatrick	2	0	0	6.00	60	0	0	6	30.800	0	0	0

TOTALS **22** **12** **10** **2.45** **1392** **1** **1** **56** **765** **.926** **0** **1** **20**

PANTHERS 1997 PLAYOFF SCORING

NO	NAME	GP	G	A	PTS	PIM	+/-	PP	SH	GW	GT	SHOTS	PCTG
24	Svehla	5	1	4	5	4	-4	1	0	0	0	13	7.7
5	Murphy	5	0	5	5	4	0	0	0	0	0	18	.0
44	Niedermayer	5	2	1	3	6	-1	1	0	0	0	5	40.0
9	Muller	5	1	2	3	4	-3	1	0	0	0	20	5.0
29	Garpenlov	4	2	0	2	4	0	2	0	1	0	6	33.3
26	Sheppard	5	2	0	2	0	-4	1	0	0	0	12	16.7
27	Mellanby	5	0	2	2	4	-1	0	0	0	0	6	.0
15	*Nemirovsky	3	1	0	1	0	-2	0	0	0	0	4	25.0
18	Hough	5	1	0	1	2	-2	0	0	0	0	10	10.0
11	Lindsay	3	0	1	1	8	0	0	0	0	0	4	.0
21	Fitzgerald	5	0	1	1	0	-1	0	0	0	0	14	.0
3	Laus	5	0	1	1	4	-3	0	0	0	0	6	.0
23	Wells	3	0	0	0	0	-1	0	0	0	0	1	.0
19	Dvorak	3	0	0	0	0	0	0	0	0	0	1	.0
28	Straka	4	0	0	0	0	-2	0	0	0	0	2	.0
2	Carkner	5	0	0	0	6	-3	0	0	0	0	7	.0
12	Hull	5	0	0	0	0	-1	0	0	0	0	12	.0
10	Lowry	5	0	0	0	0	-3	0	0	0	0	8	.0
34	Vanbiesbrouck	5	0	0	0	0	0	0	0	0	0	0	.0
55	Jovanovski	5	0	0	0	4	-4	0	0	0	0	7	.0
7	Warrener	5	0	0	0	0	0	0	0	0	0	5	.0

NO	GOALTENDERS	GP	W	L	GAA	MINS	SO	GA	SA	SV%	G	A	PIM
34	Vanbiesbrouck	5	1	4	2.38	328	1	13	184	.929	0	0	0

PLAYOFF HISTORY | ALL-TIME



PANTHERS 2000 PLAYOFF SCORING

NO	NAME	GP	G	A	PTS	PIM	+/-	PP	SH	GW	GT	SHOTS	PCTG
10	Bure	4	1	3	4	2	-3	1	0	0	0	15	6.7
16	Sillinger	4	2	1	3	2	-1	0	0	0	0	7	28.6
14	Whitney	4	1	0	1	4	-2	0	0	0	0	17	5.9
44	Niedermayer	4	1	0	1	6	-1	0	0	0	0	5	20.0
8	Worrell	4	1	0	1	8	-2	0	0	0	0	6	16.7
27	Mellanby	4	0	1	1	2	0	0	0	0	0	4	.0
2	Pitlick	4	0	1	1	0	0	0	0	0	0	2	.0
24	Svehla	4	0	1	1	4	0	0	0	0	0	4	.0
12	Hicks	4	0	1	1	4	-1	0	0	0	0	4	.0
25	Kozlov	4	0	1	1	0	-3	0	0	0	0	6	.0
21	Parrish	4	0	1	1	0	-2	0	0	0	0	5	.0
9	Barrie	4	0	0	0	0	-1	0	0	0	0	3	.0
29	Vernon	4	0	0	0	10	0	0	0	0	0	0	.0
4	Hedican	4	0	0	0	0	1	0	0	0	0	5	.0
3	Laus	4	0	0	0	8	0	0	0	0	0	5	.0
7	Wilson	4	0	0	0	0	-5	0	0	0	0	1	.0
22	Simpson	4	0	0	0	4	-4	0	0	0	0	2	.0
13	Kvasha	4	0	0	0	0	0	0	0	0	0	6	.0
28	Spacek	4	0	0	0	0	-1	0	0	0	0	7	.0

NO	GOALTENDERS	GP	W	L	GAA	MINS	SO	GA	SA	SV%	G	A	PIM
29	Vernon	4	0	4	3.04	237	0	12	136	.912	0	0	10

PANTHERS 2012 PLAYOFF SCORING

NO	NAME	GP	G	A	PTS	PIM	+/-	PP	SH	GW	GT	SHOTS	PCTG
20	Bergenheim	7	3	3	6	4	-2	1	0	0	0	24	12.5
9	Weiss	7	3	2	5	6	0	3	0	0	0	12	25.0
32	Versteeg	7	3	2	5	8	2	2	0	1	0	18	16.7
57	Goc	7	2	3	5	0	0	1	0	1	0	14	14.3
51	Campbell	7	1	4	5	2	-2	1	0	1	0	9	11.1
26	Samuelsson	7	0	5	5	2	-1	0	0	0	0	14	0.0
14	Fleischmann	7	1	2	3	2	0	0	0	0	0	13	7.7
52	Garrison	4	1	2	3	0	-2	1	0	0	0	12	8.3
19	Upshall	7	1	2	3	4	-1	0	0	0	0	9	11.1
43	Weaver	7	1	0	1	0	-1	0	0	0	0	6	16.7
82	Kopecky	7	1	0	1	4	-3	0	1	0	0	10	10.0
7	Kulikov	7	0	1	1	4	-4	0	0	0	0	15	.0
18	Matthias	7	0	1	1	6	-2	0	0	0	0	9	.0
25	Smithson	5	0	1	1	2	-2	0	0	0	0	1	.0
23	Strachan	2	0	1	1	0	2	0	0	0	0	0	.0
30	Clemmensen	3	0	1	1	0	0	0	0	0	0	0	.0
55	Jovanovski	7	0	0	0	4	-1	0	0	0	0	7	.0
44	*Gudbranson	7	0	0	0	8	-2	0	0	0	0	5	.0
10	Madden	7	0	0	0	0	-3	0	0	0	0	5	.0
16	Sturm	7	0	0	0	4	-3	0	0	0	0	8	.0
8	Wolski	2	0	0	0	4	-1	0	0	0	0	4	.0
4	Ellerby	1	0	0	0	2	0	0	0	0	0	0	.0
60	Theodore	5	0	0	0	0	0	0	0	0	0	0	.0

NO	GOALTENDERS	GP	W	L	GAA	MINS	SO	GA	SA	SV%	G	A	PIM
60	Theodore	5	2	2	2.46	268	1	11	135	.919	0	0	0
30	Clemmensen	3	1	2	2.35	179	0	7	88	.920	0	1	0

TOTALS **8** **3** **4** **2.42** **447** **0** **1** **18** **223** **.919** **0** **1** **0**

PLAYOFF HISTORY | ALL-TIME



PANTHERS 2016 PLAYOFF SCORING

NO.	PLAYER	GP	G	A	PTS	+/-	PIM	PPG	SHG	S	SPCT
18	Reilly Smith	6	4	4	8	7	0	0	0	24	16.7
6	Alex Petrovic	6	1	3	4	5	4	0	0	7	14.3
27	Nick Bjugstad	5	2	2	4	6	2	0	0	21	9.5
36	Jussi Jokinen	6	1	3	4	5	4	1	0	7	14.3
7	Dmitry Kulikov	6	1	3	4	4	4	0	0	10	10
11	Jonathan Huberdeau	6	1	2	3	1	10	0	0	34	2.9
16	Aleksander Barkov	6	2	1	3	-2	2	0	0	28	7.1
26	Teddy Purcell	6	2	0	2	-3	0	1	0	12	16.7
68	Jaromir Jagr	6	0	2	2	-2	4	0	0	20	0
17	Derek MacKenzie	6	0	1	1	-1	4	0	0	9	0
51	Brian Campbell	6	0	1	1	-3	0	0	0	8	0
24	Jiri Hudler	6	0	1	1	-2	4	0	0	5	0
28	Garrett Wilson	6	0	1	1	-1	4	0	0	4	0
21	Vincent Trocheck	2	0	1	1	1	0	0	0	3	0
5	Aaron Ekblad	6	0	1	1	0	0	0	0	14	0
56	Michael Matheson	5	0	1	1	1	0	0	0	8	0
23	Rocco Grimaldi	2	0	0	0	-1	2	0	0	2	0
48	Logan Shaw	3	0	0	0	-2	0	0	0	9	0
41	Gregg McKegg	1	0	0	0	0	2	0	0	1	0
44	Erik Gudbranson	6	0	0	0	-2	2	0	0	7	0
46	Jakub Kindl	1	0	0	0	-1	0	0	0	0	0
22	Shawn Thornton	4	0	0	0	0	2	0	0	2	0

NO.	GOALTENDER	GP	W	L	GAA	MINS	SO	GA	SA	SV%	G	A	PIM
1	Roberto Luongo	6	2	4	2.05	428:20	0	15	227	.934	0	0	0

PANTHERS 2020 PLAYOFF SCORING

NO.	PLAYER	GP	G	A	PTS	+/-	PIM	PPG	SHG	S	SPCT
68	Mike Hoffman	4	3	2	5	-1	4	2	0	8	37.5
16	Aleksander Barkov	4	1	3	4	0	2	1	0	14	7.1
11	Jonathan Huberdeau	4	1	2	3	0	2	0	0	12	8.3
3	Keith Yandle	4	0	3	3	-2	0	0	0	6	0
56	Erik Haula	4	1	0	1	-3	0	1	0	8	12.5
9	Brian Boyle	4	1	0	1	-1	12	0	0	3	33.3
52	MacKenzie Weegar	4	0	1	1	1	4	0	0	7	0
63	Evgenii Dadonov	4	0	1	1	1	2	0	0	7	0
28	Alexi Saarela	1	0	0	0	0	0	0	0	1	0
73	Dryden Hunt	2	0	0	0	1	0	0	0	1	0
55	Noel Acciari	4	0	0	0	-3	0	0	0	4	0
71	Lucas Wallmark	2	0	0	0	-1	2	0	0	2	0
14	Dominic Toninato	3	0	0	0	-3	0	0	0	1	0
77	Frank Vatrano	2	0	0	0	-2	2	0	0	3	0
19	Mike Matheson	2	0	0	0	-2	8	0	0	0	--
7	Colton Sceviour	2	0	0	0	-1	0	0	0	1	0
25	Brady Keeper	1	0	0	0	-1	0	0	0	0	--
10	Brett Connolly	4	0	0	0	-5	2	0	0	2	0
61	Riley Stillman	3	0	0	0	-3	0	0	0	1	0
6	Anton Stralman	4	0	0	0	-5	2	0	0	4	0
5	Aaron Ekblad	4	0	0	0	0	2	0	0	10	0
2	Josh Brown	2	0	0	0	0	0	0	0	0	--
13	Mark Pysyk	4	0	0	0	-1	0	0	0	8	0

NO.	GOALTENDER	GP	W	L	GAA	MINS	SO	GA	SA	SV%	G	A	PIM
72	Sergei Bobrovsky	4	1	3	3.07	234:23	0	12	121	0.901	0	0	0

PLAYOFF LEADERS | ALL-TIME



PLAYER	GOALS
Dave Lowry	10
Ray Sheppard	10
Rob Niedermayer	8
Stu Barnes	6
Johan Garpenlov	6

PLAYER	ASSISTS
Robert Svehla	11
Stu Barnes	10
Scott Mellanby	9
Gord Murphy	9
Ray Sheppard	8
Ed Jovanovski	8

PLAYER	POINTS
Ray Sheppard	18
Dave Lowry	17
Stu Barnes	16
Scott Mellanby	12
Rob Niedermayer	12
Robert Svehla	12

PLAYER	GAMES
Ed Jovanovski	34
Scott Mellanby	31
Robert Svehla	31
Rob Niedermayer	31
Paul Laus	30

PLAYER	PIM
Paul Laus	74
Ed Jovanovski	60
Scott Mellanby	50
Robert Svehla	40
Dave Lowry	39

PLAYER	POWER-PLAY GOALS
Dave Lowry	4
Ray Sheppard	4
Rob Niedermayer	3
Stephen Weiss	3

PLAYER	SHORT-HANDED GOALS
Tomas Kopecky	1
Bill Lindsay	1

PLAYER	GAME-WINNING GOALS
Stu Barnes	2
Tom Fitzgerald	2
Mike Hough	2
Dave Lowry	2
Rob Niedermayer	2

GOALTENDER	GAMES
John Vanbiesbrouck	27
Roberto Luongo	6
Jose Theodore	5
Sergei Bobrovsky	4
Mike Vernon	4

WINS	
John Vanbiesbrouck	13

SHUTOUTS	
John Vanbiesbrouck	2
Jose Theodore	1

GOALS-AGAINST AVERAGE	
Roberto Luongo	2.05
John Vanbiesbrouck	2.28
Scott Clemmensen	2.34
Jose Theodore	2.46
Mike Vernon	3.04





MOST

GOALS – 3 – Several times. Last: (2nd per.) vs. NY Rangers (4/17/97)

GOALS AGAINST – 4 – (1st per.) at Colorado (6/6/96)

GOALS BOTH TEAMS – 5 – 3 times (1st per.) at New Jersey (4/17/12), (2nd per.), vs. Boston (4/22/96) and (1st per.) at Colorado (6/6/96)

PENALTY MINUTES – 39 – (1st per.) vs. Boston (4/22/96)

PENALTY MINUTES BY OPPONENT – 35 – (1st per.) vs. Boston (4/22/96)

PENALTY MINUTES BY BOTH TEAMS – 74 – (1st per.) vs. Boston (4/22/96)

SHOTS ON GOAL AT HOME – 23 – (3rd per.) vs. Pittsburgh (5/24/96)

SHOTS ON GOAL ON ROAD – 15 – (2nd per.) at Colorado (6/6/96)

SHOTS AGAINST AT HOME – 26 – (1st per.) vs. New Jersey (4/13/12)

SHOTS AGAINST ON ROAD – 17 – Twice (1st per.) at Philadelphia (5/4/96) and (1st per.) at Pittsburgh (5/28/96)

POWER-PLAY GOALS – 2 – 5 times (3rd per.) vs. New Jersey (4/26/12), (2nd per.) at New Jersey (4/17/12), (2nd per.) vs. Boston (4/17/96), (2nd per.) vs. NY Rangers (4/17/97) and (2nd per.) at NY Rangers (4/22/97)

POWER-PLAY GOALS AGAINST – 3 – (1st per.) at Colorado (6/6/96)

SHORT-HANDED GOALS – 1 – Twice (3rd per.) vs. New Jersey (4/21/12) and (1st per.) vs. Philadelphia (5/14/96)

SHORT-HANDED GOALS AGAINST – 1 – 3 times (2nd per.) at New Jersey (4/16/00), (1st per.) at Boston (4/25/96) and (2nd per.) vs. Boston (4/22/96)

FEWEST

SHOTS ON GOAL – 1 – (2nd per.) vs. New Jersey (4/18/00)

SHOTS ON GOAL AGAINST – 2 – (3rd per.) vs. Pittsburgh (5/24/96)

FASTEST

OPENING GOAL – :23 – Stephen Weiss vs. New Jersey (4/15/12)

OPENING GOAL AGAINST – :33 – Zach Parise at New Jersey (4/17/12)

OPENING GOAL, HOME – :23 – Stephen Weiss vs. New Jersey (4/15/12)

OPENING GOAL, ROAD – :30 – Jody Hull at Boston (4/24/96)

OPENING GOAL AGAINST, HOME – :39 – Mark Messier vs. NY Rangers (4/25/97)

OPENING GOAL AGAINST, ROAD – :33 – Zach Parise at New Jersey (4/17/12)

GOAL FROM START OF PERIOD – :23 – Twice, Jonathan Huberdeau (3rd per.) vs. NY Islanders (8/1/20), Stephen Weiss (1st per.) vs. New Jersey (4/15/12)

GOAL FROM START OF PERIOD AGAINST – :27 – Petr Nedved (2nd per.) vs. Pittsburgh (5/24/96)

OVERTIME GOAL – 4:06 (OF 1ST OT) – Dave Lowry vs. Philadelphia (5/9/96)

OVERTIME GOAL AGAINST – 5:39 (OF 1ST OT) – Travis Zajac vs. New Jersey (4/24/12)

TWO GOALS SCORED BY ONE PLAYER – :49 – Stephen Weiss (1st per.) vs. New Jersey (4/15/12)

TWO GOALS AGAINST BY ONE PLAYER – 1:19 – Peter Forsberg (1st per.) at Colorado (6/6/96)

TWO GOALS – :25 – Ray Sheppard/Mike Hough (1st per.) vs. Boston (4/17/96)

TWO GOALS AGAINST – :31 – Rene Corbet/Valeri Kamensky (2nd per.) at Colorado (6/6/96)

THREE GOALS – 1:17 – Sheppard 7:37, Hough 8:02, Hull 8:54, (1st per.) vs. Boston (4/17/96)

THREE GOALS AGAINST – 3:49 – Young 10:32, Ricci 12:21, Krupp 14:21, (2nd per.) at Colorado (6/4/96)



MOST

DECISIVE WIN – 6-2 – vs. Boston (4/22/96) and 5-1 at Pittsburgh (5/18/96)

DECISIVE WIN AT HOME – 6-2 – vs. Boston (4/22/96)

DECISIVE WIN ON ROAD – 5-1 – at Pittsburgh (5/18/96)

DECISIVE SHUTOUT – Twice 3-0 – vs. New Jersey (4/21/12) and vs. NY Rangers (4/17/97)

DECISIVE SHUTOUT WIN AT HOME – Twice 3-0 – vs. New Jersey (4/21/12) and vs. NY Rangers (4/17/97)

DECISIVE SHUTOUT WIN ON ROAD – 2-0 – at Philadelphia (5/2/96)

DECISIVE LOSS – 8-1 – at Colorado (6/6/96)

DECISIVE LOSS AT HOME – Twice 4-1 – vs. New Jersey (4/20/00) and 3-0 vs. NY Rangers (4/20/97)

DECISIVE LOSS ON ROAD – 8-1 – at Colorado (6/6/96)

DECISIVE SHUTOUT LOSS – 4-0 – at New Jersey (4/19/12)

DECISIVE SHUTOUT LOSS AT HOME – 3-0 – vs. NY Rangers (4/20/97)

DECISIVE SHUTOUT LOSS ON ROAD – 4-0 – at New Jersey (4/19/12)

GOALS – 6 – Twice - vs. Boston (4/17/96 and 4/22/96)

GOALS AT HOME – 6 – Twice - vs. Boston (4/17/96 and 4/22/96)

GOALS ON ROAD – 5 – at Pittsburgh (5/18/96)

GOALS BOTH TEAMS – 9 – vs. Boston (4/17/96), 6-3 (W) and at Colorado (6/6/96), 8-1 (L)

GOALS AGAINST – 8 – at Colorado (6/6/96), 8-1 (L)

GOALS AGAINST AT HOME – 4 – vs. New Jersey (4/20/00), 4-1 (L)

GOALS AGAINST ON ROAD – 8 – at Colorado (6/6/96), 8-1 (L)

ASSISTS – 11 – vs. Boston (4/17/96)

SCORING POINTS – 17 – vs. Boston (4/17/96)

PENALTY MINUTES – 57 – vs. Boston (4/22/96)

PENALTY MINUTES BY OPPONENT – 64 – vs. Boston (4/22/96)

PENALTY MINUTES BY BOTH TEAMS – 121 – vs. Boston (4/22/96)

PENALTIES – 19 – (57 PIM) vs. Boston (4/22/96)

PENALTIES BY OPPONENT – 21 – (64 PIM) vs. Boston (4/22/96)

POWER-PLAY GOALS – 3 – at New Jersey (4/17/12)

POWER-PLAY GOALS AGAINST – 4 – at Colorado (6/6/96)

SHORT-HANDED GOALS – 1 – Twice- vs. New Jersey (4/21/12), vs. Philadelphia (5/14/96)

SHORT-HANDED GOALS AGAINST – 1 – 3 times - at New Jersey (4/16/00), at Boston (4/25/96) and vs. Boston (4/22/96)

SHOTS ON GOAL – 63 – vs. Colorado (6/10/96)

SHOTS ON GOAL AT HOME – 63 – vs. Colorado (6/10/96)

SHOTS ON GOAL ON ROAD – 42 – vs. Philadelphia (5/12/96)

SHOTS ON GOAL BOTH TEAMS – 119 – vs. Colorado (6/10/96)

SHOTS AGAINST – 56 – vs. Colorado (6/10/96)

SHOTS AGAINST AT HOME – 56 – vs. Colorado (6/10/96)

SHOTS AGAINST ON ROAD – 47 – at Philadelphia (5/4/96)

FEWEST

PENALTY MINUTES – 2 – vs. Colorado (6/8/96)

PENALTY MINUTES BY OPPONENT – 2 – at New Jersey (4/24/12)

PENALTY MINUTES BY BOTH TEAMS – 6 – vs. Colorado (6/8/96)

SHOTS ON GOAL – 15 – at Philadelphia (5/2/96)

SHOTS ON GOAL AT HOME – 22 – vs. New Jersey (4/18/00)

SHOTS ON GOAL ON ROAD – 15 – at Philadelphia (5/2/96)

SHOTS ON GOAL BOTH TEAMS – 33 – at Philadelphia (5/2/96)

SHOTS AGAINST – 18 – at Philadelphia (5/2/96)

SHOTS AGAINST AT HOME – 22 – vs. Colorado (6/8/97)

SHOTS AGAINST ON ROAD – 18 – at Philadelphia (5/2/96)



MOST

GOALS – 61 – (1996)
ASSISTS – 95 – (1996)
POINTS (GOALS/ASSISTS) – 156 – (1996)
PENALTY MINUTES – 395 – (1996)
GOALS AT HOME – 37 – (1996)
GOALS ON ROAD – 24 – (1996)
GOALS AGAINST – 57 – (1996)
POWER-PLAY GOALS – 14 – (1996)
POWER-PLAY GOALS AGAINST – 20 – (1996)
SHORT-HANDED GOALS – 1 – (1996 and 2012)
SHORT-HANDED GOALS AGAINST – 2 – (1996)
SHUTOUTS – 1 – (1996, 1997 and 2012)

SHUTOUTS AT HOME – 1 – (1997 and 2012)
SHUTOUTS ON ROAD – 1 – (1996)
SHUTOUTS AGAINST – 2 – (1996)
SHUTOUTS AGAINST AT HOME – 1 – (1996 and 1997)
SHUTOUTS AGAINST ON ROAD – 1 – (1996 and 2012)
GAMES – 22 – (1996)
WINS – 12 – (1996)
WINS AT HOME – 7 – (1996)
WINS ON ROAD – 5 – (1996)
LOSSES – 10 – (1996)
LOSSES AT HOME – 4 – (1996)
LOSSES ON ROAD – 6 – (1996)

LONGEST STREAKS

WIN STREAK – 4 GAMES – 5/9 - 5/18/96
WIN STREAK AT HOME – 3 GAMES – 4/17 - 4/27/96 and 5/9 - 5/24/96
WIN STREAK ON ROAD – 2 GAMES – 5/12 - 5/18/96
WIN STREAK VS. A SINGLE TEAM – 3 GAMES – vs. Boston 4/17 - 4/24/96 and vs. Philadelphia 5/9 - 5/14/96
WIN STREAK AT HOME VS. A SINGLE TEAM – 3 GAMES – vs. Boston 4/17 - 4/27/96
WIN STREAK ON ROAD VS. A SINGLE TEAM – 1 GAME – many times
LOSING STREAK – 9 GAMES – 4/20/97-4/13/12
LOSING STREAK AT HOME – 5 GAMES – 4/20/97-4/13/12
LOSING STREAK ON ROAD – 6 GAMES – 6/4/96-4/16/00
LOSING STREAK VS. A SINGLE TEAM – 5 GAMES – vs. New Jersey (4/13/00-4/13/12)

LOSING STREAK AT HOME VS. A SINGLE TEAM – 3 GAMES – vs. New Jersey (4/18/00-4/13/12)
LOSING STREAK ON ROAD VS. A SINGLE TEAM – 2 GAMES – vs. NY Islanders (8/1 - 8/4/20), vs. New Jersey (4/19- 4/24/12), vs. New Jersey (4/13 - 4/15/00), vs. NY Rangers (4/22 - 4/23/97), vs. Colorado (6/4 - 6/6/96) and vs. Pittsburgh (5/20 - 5/28/96)
CONSECUTIVE SHUTOUT STREAK – 1 GAME – 5/2/96 at Philadelphia 2-0 (Vanbiesbrouck), 4/17/97 vs. NY Rangers 3-0 (Vanbiesbrouck), 4/21/12 vs. New Jersey 3-0 (Theodore)
CONSECUTIVE SHUTOUT STREAK AGAINST – 1 GAME – 5/28/96 at Pittsburgh 3-0 (Barrasso), 6/10/96 vs. Colorado 1-0 (Roy) and 4/20/97 vs. NY Rangers 3-0 (Richter), 4/19/12 at New Jersey 4-0 (Brodeur)
CONSECUTIVE GAMES WITHOUT BEING SHUT OUT – 15 GAMES – 4/17 - 5/26/96
CONSECUTIVE GAMES WITHOUT SHUTTING OUT OPPONENT – 16 GAMES – 5/4 - 6/10/96
CONSECUTIVE SHUTOUT MINUTES – 141:31 – John Vanbiesbrouck 6/8 - 6/10/96



MOST - PERIOD

GOALS – 2 – Dave Lowry (2nd per.) vs. Boston (4/22/96), Rob Niedermayer (1st per.) vs. Philadelphia (5/9/96) and Stu Barnes (3rd per.) vs. Pittsburgh (5/24/96), Stephen Weiss (1st per.) vs. New Jersey (4/15/12)

GOALS AGAINST – 3 – Peter Forsberg (1st per.) at Colorado (6/6/96) and Wayne Gretzky (2nd per.) at NY Rangers (4/23/97)

ASSISTS – 3 – Stu Barnes (2nd per.) vs. Boston (4/22/96) and Robert Svehla (2nd per.) vs. NY Rangers (4/17/97)

ASSISTS AGAINST – 3 – Joe Sakic (1st per.) at Colorado (6/6/96)

POINTS – 3 – Stu Barnes (2nd per.) vs. Boston (4/22/96), Ray Sheppard (2nd per.) vs. Boston (4/22/96) and Robert Svehla (2nd per.) vs. NY Rangers (4/17/97)

POINTS AGAINST – 3 – Peter Forsberg (1st per.) at Colorado (6/6/96), Joe Sakic (1st per.) at Colorado (6/6/96) and Wayne Gretzky (2nd per.) at NY Rangers (4/23/97)

POWER-PLAY GOALS – 2 – Stephen Weiss (1st per.) vs. New Jersey (4/15/12)

POWER-PLAY GOALS AGAINST – 2 – Peter Forsberg (1st per.) at Colorado (6/6/96)

SHORT-HANDED GOALS – 1 – Tomas Kopecky (3rd per.) vs. New Jersey (4/21/12) and Bill Lindsay (1st per.) vs. Philadelphia (5/14/96)

SHORT-HANDED GOALS AGAINST – 1 – Scott Niedermayer (2nd per.) at New Jersey (4/16/00), Adam Oates (3rd per.) at Boston (4/25/96) and Steven Heinze (2nd per.) vs. Boston (4/22/96)

PENALTY MINUTES – 15 – Paul Laus (1st per.) vs. Boston (4/22/96)

PENALTY MINUTES AGAINST – 17 – Shjon Podein (3rd per.) vs. Philadelphia (5/7/96)

MOST - GAME

GOALS – 2 – Several times. Last: Reilly Smith vs. New York Islanders (4/14/16)

GOALS AGAINST – 3 – Peter Forsberg at Colorado (6/6/96) and Wayne Gretzky at NY Rangers (4/23/97)

ASSISTS – 3 – Stu Barnes vs. Boston (4/17/96), Ray Sheppard vs. Boston (4/22/96), Dave Lowry vs. Pittsburgh (5/24/96) and Robert Svehla vs. NY Rangers (4/17/97)

ASSISTS AGAINST – 4 – Joe Sakic at Colorado (6/6/96)

POINTS – 4 – Ray Sheppard (1-3-4) vs. Boston (4/22/96)

POINTS AGAINST – 4 – Adam Oates (2-2-4) at Boston (4/25/96) and Joe Sakic (0-4-4) at Colorado (6/6/96)

POWER-PLAY GOALS – 2 – Stephen Weiss vs. New Jersey (4/15/12)

POWER-PLAY GOALS AGAINST – 2 – Rick Tocchet vs. Boston

(4/17/96) and Peter Forsberg at Colorado (6/6/96)

SHORT-HANDED GOALS – 1 – Tomas Kopecky (3rd per.) vs. New Jersey (4/21/12), Bill Lindsay vs. Philadelphia (5/14/96)

SHORT-HANDED GOALS AGAINST – 1 – Scott Niedermayer vs. New Jersey (4/16/00), Adam Oates at Boston (4/25/96) and Steve Heinze vs. Boston (4/22/96)

PENALTY MINUTES – 21 – Paul Laus vs. Boston (4/22/96)

PENALTY MINUTES AGAINST – 17 – Dean Chynoweth vs. Boston (4/22/96) and Shjon Podein vs. Philadelphia (5/7/96)

BY DEFENSEMAN - GAME

GOALS – 1 – Several times. Last: Alex Petrovic vs. New York Islanders (4/20/16)

ASSISTS – 3 – Robert Svehla vs. NY Rangers (4/17/97)

POINTS – 3 – Robert Svehla vs. NY Rangers (4/17/97)



MOST

GAMES PLAYED – 22 – 11 Players (1996)

GOALS – 10 – Dave Lowry (1996)

ASSISTS – 10 – Stu Barnes (1996)

POINTS – 17 – Dave Lowry (1996)

PENALTY MINUTES – 62 – Paul Laus (1996)

POWER-PLAY GOALS – 4 – Dave Lowry (1996)

SHORT-HANDED GOALS – 1 – Tomas Kopecky (2012) and Bill Lindsay (1996)

GAME-WINNING GOALS – 2 – Dave Lowry, Stu Barnes, Rob Niedermayer, Tom Fitzgerald and Mike Hough (1996)

SHOTS ON GOAL – 57 – Stu Barnes and Scott Mellanby (1996)

HAT TRICKS – None

GOALS BY DEFENSEMAN – 2 – Jason Woolley and Paul Laus (1996)

ASSISTS BY DEFENSEMAN – 8 – Ed Jovanovski (1996)

POINTS BY DEFENSEMAN – 9 – Ed Jovanovski (1996)

PENALTY MINUTES BY DEFENSEMAN – 62 – Paul Laus (1996)

POWER-PLAY GOALS BY DEFENSEMAN – 1 – Jason Garrison (2012), Brian Campbell (2012), Robert Svehla (1997), Jason Woolley (1996)

SHORT-HANDED GOALS BY DEFENSEMAN – None

GAME-WINNING GOALS BY DEFENSEMAN – 1 – Alex Petrovic (2016), Brian Campbell (2012), Jason Woolley (1996)

SHOTS BY DEFENSEMAN – 53 – Gord Murphy (1996)

GAMES BY ROOKIE – 22 – Ed Jovanovski (1996)

GOALS BY ROOKIE – 1 – Radek Dvorak and Ed Jovanovski (1996) and Dave Nemirovsky (1997)

ASSISTS BY ROOKIE – 8 – Ed Jovanovski (1996)

POINTS BY ROOKIE – 9 – Ed Jovanovski (1996)

PENALTY MINUTES BY ROOKIE – 52 – Ed Jovanovski (1996)

POWER-PLAY GOALS BY ROOKIE – None

SHORT-HANDED GOALS BY ROOKIE – None

GAME-WINNING GOALS BY ROOKIE – None

SHOTS BY ROOKIE – 51 – Ed Jovanovski (1996)

WINS BY GOALTENDER – 12 – John Vanbiesbrouck (1996)

SHUTOUTS – 1 – Jose Theodore (2012), John Vanbiesbrouck (1996 and 1997)

PENALTY MINUTES BY GOALTENDER – 20 – John Vanbiesbrouck (1996)

ASSISTS/POINTS BY GOALTENDER – 1 – Scott Clemmensen (2012), John Vanbiesbrouck (1996)

LONGEST

GAMES PLAYED – 22 – 11 Players (1996)

GOAL STREAK – 3 GAMES – (3X) Last: Mike Hoffman (8/4-8/7/20), Reilly Smith (4/14-4/17/16), Dave Lowry (4/27-5/4/96)

MULTI-POINT GAME STREAK – 3 GAMES – Reilly Smith (4/14-4/17/16)

ASSIST STREAK – 5 GAMES – Jason Woolley (4/17 - 4/27/96)

POINT STREAK – 7 GAMES – Dave Lowry (5/9 - 5/26/96)

GOALTENDING PLAYOFF RECORDS



PERIOD

MOST GOALS ALLOWED – 4 – John Vanbiesbrouck (1st per.) at Colorado (6/6/96)

MOST SHOTS FACED – 26 – Jose Theodore (1st per.) vs. New Jersey (4/13/12)

MOST SHOTS, OPPONENT – 23 – Tom Barrasso (3rd per.) vs. Pittsburgh (5/24/96)

MOST SAVES – 23 – Jose Theodore (1st per.) vs. New Jersey (4/13/12)

MOST SAVES, OPPONENT – 20 – Tom Barrasso (3rd per.) vs. Pittsburgh (5/24/96)

GAME

FEWEST GOALS AGAINST – 0 – Jose Theodore vs New Jersey (4/21/12), John Vanbiesbrouck at Philadelphia (5/2/96) and vs. NY Rangers (4/17/97)

MOST GOALS AGAINST – 5 – Roberto Luongo vs. New York Islanders (4/14/16)

MOST SHOTS AGAINST – 56 – John Vanbiesbrouck vs. Colorado (6/10/96)

MOST SAVES – 55 – John Vanbiesbrouck vs. Colorado (6/10/96)

MOST PENALTIES – 2 – John Vanbiesbrouck vs. Boston (4/22/96) and vs. Philadelphia (5/7/96)

MOST PENALTY MINUTES – 10 – Mike Vernon at New Jersey (4/13/00)

MOST POINTS – 1 – Scott Clemmensen at New Jersey (4/17/12) and John Vanbiesbrouck at Boston (4/25/96)

SEASON

MOST CONSECUTIVE STARTS – 22 – John Vanbiesbrouck (1996)

MOST CONSECUTIVE GAMES PLAYED – 22 – John Vanbiesbrouck (1996)

LONGEST WIN STREAK – 4 GAMES – John Vanbiesbrouck (5/9 - 5/18/96)

LONGEST LOSING STREAK – 4 GAMES – Mike Vernon (4/13 - 4/20/00) and John Vanbiesbrouck (4/20 - 4/25/97 and 6/4 - 6/10/96)

CONSECUTIVE SCORELESS MINUTES – 141:31 – John Vanbiesbrouck vs. Colorado (6/8 - 6/10/96)



ROOKIE PLAYOFF RECORDS



PERIOD

GOALS – 1 – Ed Jovanovski (1st per.) vs. Boston (4/22/96), Radek Dvorak (2nd per.) vs. Pittsburgh (5/24/96) and Dave Nemirovsky (3rd per.) at NY Rangers (4/23/97)

ASSISTS – 1 – Several times. Last: Garrett Wilson (3rd per.) vs. New York Islanders (4/20/16)

POINTS – 1 – Several times. Last: Garrett Wilson (3rd per.) vs. New York Islanders (4/20/16)

PENALTY MINUTES – 12 – Ed Jovanovski (3rd per.) vs. Philadelphia (5/7/96)

GAME

GOALS – 1 – Ed Jovanovski vs. Boston (4/22/96), Radek Dvorak vs. Pittsburgh (5/24/96) and Dave Nemirovsky at NY Rangers (4/23/97)

ASSISTS – 2 – Ed Jovanovski vs. Philadelphia (5/9/96)

POINTS – 2 – Ed Jovanovski vs. Philadelphia (5/9/96) and Radek Dvorak vs. Pittsburgh (5/24/96)

PENALTY MINUTES – 14 – Ed Jovanovski vs. Philadelphia (5/7/96)

POWER-PLAY GOALS – None

SHORT-HANDED GOALS – None





GENERAL INFO





MEDIA AVAILABILITIES

Media can expect Head Coach and player availabilities at all practices, training camp sessions and on game days. All media will be held digitally on Zoom. Panthers PR will provide a link to join daily. Recordings will be available at FloridaPanthers.com/Pressbox (case-sensitive username & password: press).

CREDENTIAL PROCESS

Access to BB&T Center will be broken down into Groups 1, 2, 3, 4 and 5. Media will be categorized as Group 3 or 4. Group 3 and 4 Rightsholders and broadcasters will be credentialed on a season basis. Group 4 media will be credentialed on a game-by-game basis with the breakdown below.

Group 4 will be broken down into 2 access areas:

- Group 4: Press Box Access
- Group 4: Photography

All media availabilities will be held on ZOOM. Media do not need to be on site or in the daily RSVP group to attend virtual availabilities.

MEDIA BY RSVP

Group 4 wanting to attend in person will be asked to RSVP on a per-practice, per-game basis at the start of each month. Each month media will be asked to submit the below form.

RSVP Form can be found at FloridaPanthers.com/Pressbox:

Panthers PR will then create a schedule to accommodate a capacity of 10 media per Training Camp, Morning Skate or Practice session and approximately a 30% press box capacity. Each media will be fairly accommodated. RSVPs can be done monthly or 48 hours prior to a game or practice. Please contact Adelyn (BiedenbachA@FloridaPanthers.com) for changes to RSVP requests or with any questions.

Groups 3 and 4 will be required to remain in groups and locations assigned to them.

MEDIA HEALTH SCREENING

Media will be asked to submit a daily health screening form prior to their arrival at the facility. Please submit on each day that you plan on being at the facility approximately 1-2 hours prior to arrival.

Health Screening Form can be found at FloridaPanthers.com/Pressbox:

PRACTICE/TRAINING CAMP/MORNING SKATE PROTOCOL

On each day, media will be asked to park in the MEDIA PRODUCTION LOT or on the HILL (Parking Passes will be provided to ALL Group 3 and Group 4 media on a season basis) and enter through the VIP entrance. Media will undergo a temperature check prior to admittance to the facility. Doors will open to media one hour before practices begin.

Media are permitted to watch zoom interviews from Club Lexus on their personal devices.

GAME DAY PROTOCOL

Doors will open to Group 4 Press Box Access media one hour prior to game time. Media will park in the media production lot or hill lot and enter through the VIP entrance. Media will undergo a temperature check prior to admittance to the facility. Boxed food will be served.

LIVE SHOTS PROTOCOL

Live shots will be permitted in the 'bowl' of BB&T Center prior to 3 hours before puck drop. Between 3 hours prior to puck drop and the end of the game, all live shots must take place outside of BB&T Center. Post end of the game, BOWL is permitted again. Please RSVP to coordinate any live shots with Chrissy (ParenteC@FloridaPanthers.com).

PHOTOGRAPHY PROTOCOL

Photography credentials will be assigned on an RSVP basis per game in Group 4. Florida Panthers PR will assign seating locations and photography locations on a per-game basis.



STEVE GOLDSTEIN

FOX SPORTS FLORIDA TV PLAY-BY-PLAY BROADCASTER

Steve "Goldie" Goldstein is a sports broadcasting veteran in South Florida.

Goldstein is the longtime hockey voice of the NHL's Florida Panthers. With the team since 1997, he's in his 16th season as TV play-by-play announcer on Fox Sports Florida.

In addition, Steve anchors sports and news for CBS-TV Miami and serves as tennis play by play broadcaster for the USTA, including the 2017 US Open.

He also calls play by play and serves other roles for NBC Sports Radio/Westwood One's NHL coverage, including the 2016 and 2017 Stanley Cup playoffs and Final.

Goldie has extensive national experience, working four Olympics for CBS Radio/Westwood One, serving as the play-by-play voice for Olympic hockey at the 2010 games in Vancouver and the 2014 Sochi Games. He hosted the network's 1998 hockey coverage in Nagano, Japan and was a producer for the '94 Lillehammer games. Goldstein also hosted NFL shows for CBS Radio/Westwood One network.

Prior to taking over the Panthers TV job, Steve was the radio play by play announcer. He also hosted the pre and post game radio shows for the Panthers, Miami Dolphins and Miami Hurricanes.

Goldie has hosted Panthers and Dolphins weekly TV programs and morning drive radio on WQAM and WINZ radio in Miami. He's hosted various radio shows in South Florida and nationally for more than 20 years and serves as a Sports Anchor for WFOR CBS 4.

Steve is from Brooklyn, NY and attended Syracuse University, graduating from the S.I. Newhouse School of Public Communications with a degree in Broadcast Journalism. He resides in Weston with wife Dana and boys Jake and Kyle.



RANDY MOLLER

FOX SPORTS FLORIDA TV COLOR ANALYST | VICE PRESIDENT OF BROADCASTING & ALUMNI

Former Panthers defenseman Randy Moller enters his fifth season as a FOX Sports Florida television analyst, his second in the role of Color Analyst. He has previously served as the team's radio play-by-play broadcaster. Moller was voted as South Florida's best sports radio play-by-play broadcaster in an online poll conducted by the Miami Herald in 2010, due to his insightful and entertaining broadcasts.

"Red Deer" has been a member of the Cats' broadcast team for the last 21 years, serving in a variety of capacities, including as the club's radio analyst and television host, providing Panthers fans with enthusiastic and colorful broadcasts. He has broadcast over 1,800 games on radio/TV since 1996.

In addition to his on-air duties, Moller has been part of the team's front office staff since 2002, where he currently serves as the club's Vice President of Broadcasting & Panthers Alumni.

A native of Red Deer, Alta, Moller, played 13 seasons in the NHL with Florida, Quebec, the New York Rangers and Buffalo recording 45 goals, 180 assists and 1,692 penalty minutes in 815 games.



KATIE GAUS

DIGITAL SIDELINE REPORTER

Katie Gaus enters her second season as Florida Panthers digital reporter and FOX Sports Florida in-game reporter for select television broadcasts this season.

Gaus can be seen hosting various Panthers digital and social media initiatives including the Panthers digital series, The Plane Truth with Katie Gaus presented by JetBlue.

A two-time Silver Telly Award winner and Pittsburgh, Pa. native, Gaus previously served as the United State Hockey League's Media and Communications Coordinator.

Prior to her time at the USHL, Gaus worked in local broadcast television, most notably as the weekend sports anchor for WICU12, an NBC affiliate station in Erie, Pa. Gaus was the first ever female sports anchor in the market, where she reported live from major events such as the NFL Playoffs and the Stanley Cup Final. She also interned with the Pittsburgh Penguins, where she served as on camera host for PensTV.

Gaus graduated from SUNY Geneseo with a Bachelors in Communication and obtained her Masters from the Newhouse School of Communication at Syracuse University.



CRAIG MINERVINI

FOX SPORTS FLORIDA PANTHERS HOST

Craig Minervini returns for his sixth season as the Florida Panthers Television Host after re-joining the Panthers broadcast team in the 2015-16 season. He previously served as the Panthers television pre/post game host for Panthers games on FS Florida from 2003-2012.

Minervini has spent 18 seasons as pre/postgame host and in-game reporter for Marlins games on FOX Sports Florida, garnering his first Emmy Award in 2013. He has handled play-by-play for select Marlins games on TV/radio as well.

In 2010, Craig was the national play-by-play voice for the United Football League (UFL) games on Versus.

Before joining FOX Sports Florida, Minervini spent seven years with WTVJ-NBC 6 in Miami as a sports anchor/reporter. He anchored sports on WNBC-TV (NY) in 2004.

Minervini's extensive television broadcasting experience includes a wide variety of assignments such as play-by-play voice for NBC Sports (Notre Dame football), CBS Sports Spectacular, ESPN college football, baseball and Roller Hockey International events, Major League Soccer, XFL Football, boxing and mixed martial arts events.

He appeared an announcer in Kevin James' blockbuster movie "Here Comes the Boom". Early in his career, his first entrance on the national stage came as a TV broadcaster for World Wrestling Federation (WWF) events, as "Craig DeGeorge".

Minervini earned a broadcast journalism degree from Syracuse University where he called Orange football, basketball, lacrosse and soccer while handling AAA Syracuse Chiefs baseball.

A native of Huntington, Long Island (NY), Minervini has two sons, Chase and Maxwell, and a daughter, Spencer.



JESSICA BLAYLOCK

FOX SPORTS FLORIDA TV COLOR ANALYST / VICE PRESIDENT OF BROADCASTING & ALUMNI

Jessica Blaylock serves as the Florida Panthers Television Host and sideline reporter for select broadcasts on FOX Sports Florida.

From 2006 to 2011, Blaylock worked for ESPN as an operations producer for college football, college basketball and NASCAR. She originally joined FOX Sports Florida in 2010, covering five seasons of Orlando Magic basketball, as well as high school football and basketball. She has also contributed to both Jacksonville Jaguars and high school football features for CSS.

In 2015, Blaylock was named the in-game reporter on Marlins' television broadcasts.

Previously, Blaylock served as a radio host and reporter for 1010XL in Jacksonville. Of her duties, she was the Jaguars beat reporter, an active contributor on the Frank Frangie Show with Rick Ballou and hosted her own evening show. She also covered THE PLAYERS Championship and other various sporting events in the Jacksonville area.

A Jacksonville, Fla., native, Blaylock attended the University of Florida where she received a B.A. in Telecommunications and a B.A. in History.



JAMESON OLIVE

BEAT WRITER

Jameson Olive is entering his fourth season covering the Panthers as the team's in-house beat writer.

Prior to joining the organization on a full-time basis in December of 2017, he spent three seasons contributing to the team's website on a weekly basis as a freelance reporter. In his current role with the Panthers, he reports on the club's day-to-day activities, covering games while producing stories highlighting player's accomplishments, personalities and more.

In addition to features, he has worked to establish a stream of recurring content for the team's website, such as Cats & Coffee, Panther Mailbags, Panther Postcards, 5 Takeaways and ghostwritten player blogs. Olive also serves as the primary host and coordinator of the FlaPanthers Gaming Twitch channel.

A native of Vero Beach, Fla., Jameson broke into the world of professional sports writing in 2014 as a member of FOX Sports Florida's digital team. With FOX, he was able to cover both the Panthers and NFL's Miami Dolphins while also working the desk as one of the company's website copy editors.

While his primary focus is written work, he is also credited with spearheading the creation of the Panthers' official team podcast "Territory Talk," which he co-hosts with Panthers radio play-by-play broadcaster Doug Plagens. In addition to hosting, Jameson also produces the show and books its weekly guests.

Olive also appears during the second intermission of all Panthers radio broadcasts on 560 WQAM, breaking down the action in a segment known as "After 40." He is also a regular guest on the station's "Panthers Insider" show.



DOUG PLAGENS

FLORIDA PANTHERS RADIO NETWORK PLAY-BY-PLAY BROADCASTER

Doug Plagens enters his sixth season as the radio play-by-play broadcaster for the Florida Panthers. Plagens has over 900 games of professional hockey broadcasting experience at the NHL, AHL, and ECHL levels.

Along with being the radio voice of the Panthers, Plagens can be heard co-hosting the club's official podcast "Territory Talk" with Beat Writer Jameson Olive.

Prior to joining the Panthers before the 15-16 season, Plagens spent four years in Cleveland as the radio and television play-by-play voice of the AHL's Lake Erie Monsters and the Arena Football League's Cleveland Gladiators. During his time in Cleveland, Plagens served on the SiriusXM NHL Network Radio broadcast of the 2015 AHL All-Star Game in Utica, New York.

Previously, Plagens spent time as the radio and television play-by-play voice of the ECHL's Idaho Steelheads in Boise, Idaho. With the Steelheads, he was recognized as the ECHL's "Broadcaster of the Year" for the 2009-10 season, and was selected as part of the national television broadcast of the 2010 ECHL All-Star Game in Ontario, California. While in Idaho, Plagens also hosted a nightly sports talk radio show on Boise's ESPN Radio affiliate, KTIK 1350 "The Ticket", and freelanced as a sports anchor/reporter/producer at KBOI-TV (CBS).

Plagens' broadcasting experience also includes time as a television sports anchor and reporter at WKBN (CBS), WYFX (FOX), and WYTV (ABC) in Youngstown, Ohio.

Plagens holds a Master's Degree in Broadcast Journalism from Syracuse University, and a Bachelor's in Communication from Lake Forest College (IL).

He currently resides in Fort Lauderdale, Florida.



BILL LINDSAY

FLORIDA PANTHERS RADIO NETWORK COLOR ANALYST

Bill Lindsay enters his sixth season as Radio Color Analyst for the Florida Panthers. He previously spent six seasons as the team's television analyst on FOX Sports Florida, after spending the previous two years serving as the club's radio color commentator.

Lindsay, a 14-year NHL veteran and member of the 1996 Panthers Eastern Conference Championship team, played in more than 750 NHL contests for six different clubs scoring 83 goals with 141 assists. He appeared in 506 games with the Panthers (1993-99, 2001-02) recording 165 points (67-98-165). Lindsay is best known for his spectacular Game 5 goal in the Eastern Conference Quarterfinals versus Boston that broke a 3-3 tie and gave the Panthers their first playoff series victory.

The Big Fork, Mont. native completed his NHL career with Atlanta in 2004, before spending his final last two seasons playing for the Cologne Sharks in the German League (DEL).

Lindsay and his wife, Kari, reside in Boca Raton.



ADELYN BIEDENBACH

SENIOR DIRECTOR OF COMMUNICATIONS

Contact:

BiedenbachA@floridapanthers.com
(954-249-4817)

*Player and staff media requests



CHRISSY PARENTE

MANAGER OF COMMUNICATIONS

Contact:

ParenteC@floridapanthers.com
(954-224-5257)

*Off-ice media requests, credentials



MIKE LEWIS

HOCKEY COMMUNICATIONS SPECIALIST

Contact:

LewisM@floridapanthers.com
(954-240-7839)

*Game Notes and hockey research



THOMAS HARDING

COMMUNICATIONS COORDINATOR

Contact:

HardingT@floridapanthers.com
(954-835-7215)



DAVE COURTNEY
VIDEOGRAPHY SPECIALIST

Contact:
CourtneyD@floridapanthers.com
(704) 668-9066



PETER ROSSI
DIGITAL MEDIA COORDINATOR

Contact:
RossiP@floridapanthers.com
(954) 835-7209



VERONICA BEHONICK
CONTENT ACTIVATION ASSISTANT

Contact:
BehonickV@floridapanthers.com
(954) 835-7213

FLORIDA PANTHERS ICEDEN



The Florida Panthers IceDen, is a 125,000 square foot, state-of-the-art recreational skating and entertainment complex that houses three ice rinks and was the first designed multi-sheet facility in Florida. This facility, which opened its doors in Nov. 1996, is also the primary practice facility for the NHL's Florida Panthers.

The Florida Panthers IceDen embarked on an additional expansion project during 2009 that saw an additional 50,000 square feet including a third NHL regulation size ice surface and a state-of-the-art training facility for the Florida Panthers. Along with the third sheet of ice, the Florida Panthers IceDen added a 16,000 square-foot training facility for the Florida Panthers. The training facility includes staff offices, a player's lounge, locker room, meeting room, media work room, theater and a gym.

The Florida Panthers IceDen has hosted a variety of prestigious events including the Sunshine State Figure Skating Championships, the Florida State High school Hockey Championships, the State Amateur Hockey of Florida Championships, Special Olympics Florida, NHL Sled Hockey Tournament, and the USA Hockey National Championships. The facility also hosts the Florida Panthers developmental camp, summer hockey schools, as well as international adult hockey tournaments. The Florida Panthers IceDen was also named by USA Hockey Magazine as one of the 10 coolest rinks in the United States and continues to be one of the busiest facilities in the country.

The expansion of The Florida Panthers IceDen continues the building's commitment to being one of the premier ice facilities in the country. The third sheet of ice is used primarily for the Florida Panthers however, other Panthers IceDen programs also utilize the rink: the Panthers Figure Skating Club, Florida JR Panthers Travel Youth Hockey League, Panthers Development League,

and the Panthers Adult Hockey League.

In addition to public skating sessions, the Panthers IceDen also hosts broomball, birthday parties, learn to skate programs, and other exciting on and off ice activities to include a recently constructed 3,000 square foot gym – Florida Panthers Performance Center – in the winter of 2017 which is now open for the public.

Visit www.PanthersIceDen.com for more information or follow @PanthersIceDen on Twitter, Instagram and Facebook.





Home of the Florida Panthers hockey club and internationally recognized concerts and events, the Broward County-owned BB&T Center is one of the top ranked venues of its kind in the world. BB&T, one of the largest banks in the United States, assumed naming rights for 'The Center of It All' on Sept. 10, 2012 as part of a 10-year agreement for the venue's naming rights.

Spectators have enjoyed Florida Panthers hockey, concert headliners that include Justin Timberlake, Pearl Jam, Billy Joel, Maroon 5, Katy Perry, Jay-Z, Garth Brooks, Michael Bubl , Bruce Springsteen, Elton John, and Pitbull as well as family shows like Cirque du Soleil, Disney on Ice, Marvel Universe Live and Monster Jam. In addition, the venue has played host to the 2001 and 2015 NHL Entry Drafts and the 2003 NHL All-Star Game, as well as acting as the annual home for Y100 Jingle Ball and MetroPCS Orange Bowl Basketball Classic.

BB&T Center offers versatile programming reflective of the rich diversity of the South Florida community. In addition to hosting Florida Panthers hockey and world class live entertainment, BB&T Center also hosts corporate functions, charity events, youth hockey games, seminars and much more.

Club Lexus is a 12,000+ square-foot exclusive lounge for concerts, shows, and events including a center ice view for hockey games. Club Lexus offers all-inclusive superior cuisine and an all-inclusive full-service bar.

Other offers include VIP valet parking, private entrance, early entry to an event and much more.

Lord Stanley's Loft at BB&T Center encompasses approximately 8,000 square feet and caters to approximately 500 guests with a Panthers themed interior design, full-service bar, outdoor patio, specialty buffet and tremendous sightlines.

The True Vodka Club offers fans another luxury seating and dining option inside the BB&T Center with unique food and beverage options.

Corona Beach House, located on the Club Level on the opposite side of True Vodka Club, offers a unique lounging atmosphere with plenty of seating.

BB&T Center is also the home for private loge box seating. These state of the art boxes include the upscale amenities of a luxury suite with the excitement of sitting in the arena bowl. Amenities include comfortable, swivel contoured chair with seating for four or eight people, countertop dining and viewing opportunities with access to waiter/waitress service, concierge service and more.

For more information please visit www.thebbtcenter.com and follow @ThebbtCenter on Twitter, Instagram, Facebook and Snapchat.

OTHER DESTINATIONS AT BB&T CENTER

- Club Lexus
- Coca-Cola Food Courts
- Lord Stanley's Loft
- JetBlue Tarmac
- Lexus VIP Lot
- Funky Buddha Brewery Tap Room
- True Vodka Club
- Sin Bin
- Coors Light Cold Zone
- Corona Beach House
- City Furniture Patio



For over 23 years, the Florida Panthers Alumni Association's mission has continued impacting South Florida charities, supporting and growing the sport of hockey, assisting The Panthers Foundation and Community Development, all at a grass roots level. Founded and headed by former Panther/NHL de-fenseman, and current Panthers broadcaster "Red Deer" Randy Moller, the Alumni Association also continues its mission encouraging retired players and their families to remain involved and support the Florida Panthers organization in its numerous charitable and

partnership endeavors, including the NHL/NHLPA "Learn to Play" program in the South Florida Community.

Through their yearly scholarships and grants program, the Alumni Association has distributed over \$400,000.00 to hundreds of eligible individuals and numerous South Florida youth hockey associations, plus benefiting team sponsors and supporters through speaking engagements, hospital visits, promotional tours, player clinics/appearances and charity hockey games.



EXECUTIVE

Commissioner: Gary B. Bettman
Deputy Commissioner: William Daly
Senior Executive Vice President of Hockey Operations: Colin Campbell

NEW YORK

1185 Avenue of the Americas
15th Floor
New York, NY 10036
O: 212-789-2000
F: 212-789-2020

TORONTO

50 Bay Street, 11th Floor
Toronto, ON M5J 2X8
O: 416-359-7900
F: 416-981-2779

MONTREAL

1800 McGill College Avenue
Suite 2600
Montreal, QC H3A 3J6
O: 514-841-9220

2020-21 NHL OFFICIALS | REFEREES

NAME	NO.	NAME	NO.	NAME	NO.
Anderson, Reid*	49	Lambert, Pierre	37	Pollock, Kevin	33
Blandina, Brandon*	39	L'Ecuier, Frederick	17	Rank, Garrett	7
Brenk, Jacob	26	Lee, Chris	28	Rehman, Kyle	10
Charron, Francis	6	Luxmore, Thomas John	21	Rooney, Chris	5
Chmielewski, Tom	18	MacDougall, Peter	38	Schlenker, Chris	3
Dunning, Mitch*	43	Markovic, Michael*	47	Schrader, Brandon*	46
Dwyer, Gord	19	McCauley, Wes	4	Skilliter, Graham	24
Furlatt, Eric	27	McIsaac, Jon	2	South, Furman*	44
Halkidis, Beaudry*	48	Meier, Brad	34	St-Laurent, Francois	8
Hanson, Trevor	14	Morton, Dean	36	St. Pierre, Justin	12
Hebert, Ghislain	22	Nicholson, Kendrick	30	Sutherland, Kelly	11
Hebert, Jean	15	O'Donnell, Conor*	41	Syvret, Corey*	42
Joannette, Marc	25	O'Rourke, Dan	9	Walsh, Ian	29
Kelly, Dan*	45	Peel, Tim	20		
Kozari, Steve	40	Pochmara, Brian	16		

2020-21 NHL OFFICIALS | LINESMEN

NAME	NO.	NAME	NO.	NAME	NO.
Alphonso, Shandor	52	Gawryletz, Travis	67	Pancich, Bryan	94
Amell, Derek	75	Gibbons, Ryan	58	Racicot, Pierre	65
Baker, Tyson*	88	Knorr, Trent	63	Rody, Vaughan	73
Barton, Steve	59	Kovachik, Brad	71	Sericolo, Anthony	84
Berg, Devin	87	Mach, Brian	78	Shewchyk, Mark	92
Brisebois, David	96	MacPherson, Matt	83	Smith, Andrew	51
Cherrey, Scott	50	Marquis, Jesse*	86	Suchanek, Libor	60
Cormier, Michel	76	Miller, Steve	89	Tobias, James	61
Daisy, Ryan	81	Mills, Bevan	53	Toomey, Travis*	90
Devorski, Greg	54	Murchison, Kiel	79		
Flemington, Kyle*	55	Murphy, Brian	93		
Fournier, Julien*	56	Murray, Jonny	95		
Galloway, Ryan	82	Nagy, Kory	97		
Gawryletz, Brandon	64	Nansen, Derek	70		

*Minor league officials

NHL COMMUNICATIONS CONTACTS



NHL COMMUNICATIONS (@PR_NHL)

GARY MEAGHER, Executive Vice President

O: 416-359-7960, C: 416-729-4700, gmeagher@nhl.com

JOHN DELLAPINA, Senior Vice President

O: 212-789-2115, C: 917-363-7988, jdellapina@nhl.com

* Department of Player Safety requests

JENNIFER NEZIOL, Vice President, Corporate Communications

O: 212-789-2042, C: 646-908-0679, jneziol@nhl.com

* Corporate communications inquiries/requests

GREG INGLIS, Senior Director

O: 212-789-2065, C: 347-853-2461, ginglis@nhl.com

* Editorial content/research

NIRVA MILORD, Senior Director, Corporate Communications

O: 212-789-2123, C: 917-715-6187, nmilord@nhl.com

* Corporate communications and entertainment publicity

JULIE YOUNG, Director

O: 416-359-7964, C: 416-605-3550, jyoung@nhl.com

* esports inquiries

BRAD KLEIN, Director

O: 212-324-8140, C: 347-380-2993, bklein@nhl.com

* Corporate communications

JENNIFER MOAD, Director

O: 416-359-7961, C: 416-527-2852, jmoad@nhl.com

* Hockey Operations and Officiating requests

JOSH BERNSTEIN, Senior Manager

O: 212-789-2609, C: 516-528-8365, jbpr@nhl.com

* Editorial content/research, Media.NHL.com, Sport-Scan

JASMINE GHAFOR, Senior Manager

O: 416-359-7968, C: 647-808-4876, jghafour@nhl.com

JAYNE BARRETT, Coordinator

C: 647-987-2555, jbarrett@nhl.com

STATISTICS & INFORMATION (NHLstats@nhl.com)

In-Game: 416-359-7978

@PR_NHL on Twitter / Instagram

#NHLStats

RUSSELL LEVINE, Vice President

O: 212-789-2783, C: 347-853-4159, rlevine@nhl.com

TREVOR BJERGSO, Senior Manager

O: 416-359-7965, C: 416-540-5306, tbjergso@nhl.com

* Situation Room & Central Scouting requests

BRENDON CROSSMAN, Manager

O: 416-359-7903, C: 416-702-4645, bcrossman@nhl.com

NICK CARAFA, Manager

ncarafa@nhl.com

STUART McCOMISH, Manager

O: 416-359-7966, smccomish@nhl.com

SCOTT RODGERS, Manager

srodgers@nhl.com

MITCH DONAIS, Graphic Designer

O: 416-729-3341, mdonais@nhl.com

MICHAEL NOVALES, Motion Designer/Video Editor

mnovales@nhl.com

EVENT COMMUNICATIONS & PLAYER DEVELOPMENT

(nhleventcommunications@nhl.com)

JAMEY HORAN, Senior Vice President

O: 212-789-2785, C: 646-652-9981, jhoran@nhl.com

* Deputy Commissioner requests and event/player development inquiries

CHRIS WOJCIK, Director

O: 212-789-2097, C: 646-285-7711, cwojciak@nhl.com

* Event inquiries

DAVID KEON, Senior Manager

O: 416-359-7962, C: 416-729-5665, dkeon@nhl.com

* International credentials

JEFF DAY, Manager

O: 212-789-2108, C: 347-628-1136, jday@nhl.com

MEGAN COOPER, Coordinator

O: 212-324-8161, mecooper@nhl.com

* Event credentials

SAM GILBERT, Coordinator

O: 416-359-7908, C: 514-594-8441, sgilbert@nhl.com

GINA MORRA, Coordinator

O: 212-789-2690, gmorra@nhl.com

EMILY CAMPBELL, Assistant

O: 212-789-2113, ecampbell@nhl.com

NHL SOCIAL (social@nhl.com)

SEAN DENNISON, Director, Social Media

O: 212-789-2096, sdennison@nhl.com

* Departmental oversight

DAVID KLATT, Senior Manager, Social Media Programs

O: 212-789-2660, dklatt@nhl.com

* Events, programs, initiatives, social player development

NHL COMMUNICATIONS CONTACTS



CHRIS ACKROYD, Senior Manager, Social Media Content

C: 437-777-9296, cackroyd@nhl.com

* In-game social media and social sponsorship integration

KEVIN BAUMER, Manager, Social Content & Community Management

O: 212-789-2080, kbaumer@nhl.com

* Day-to-day social editorial, content and community management

REBECCA FRIEDMAN, Manager, Social Media

O: 212-324-6180, rfriedman@nhl.com

* LSC program, team coordination and on-site coverage

PETER BOTTINI, Manager, Social Media Marketing

O: 212-789-2743, pbottini@nhl.com

* Social media marketing: league campaigns, tune-in, rightsolders

ANDREW BOEHMER, Coordinator, In-Game Social Media

aboehmer@nhl.com

* In-game social media and weekend content management

MALORIE BUCCIGROSS, Coordinator, International Social Media

O: 212-789-2683, mbuccigross@nhl.com

* International social media (European markets)

DYLAN COOPER, Coordinator, In-Game Social Media

dcooper@nhl.com

* In-game social media and weekend content management

NEIL TENNANT, Coordinator, Community Management & Content Programming

ntennant@nhl.com

* Daily social content and community management

The National Hockey League is committed to promoting more sustainable business practices with member clubs, players, fans, partners and employees, so that all can be more responsible stewards of the planet by reducing the use of resources and reusing or recycling equipment and materials. For more information on NHL Green, visit www.nhl.com/green.



DECEMBER 2020

31 Training camps open for seven Clubs that did not participate in the resumption of play for the 2019-20 season (Anaheim, Buffalo, Detroit, Los Angeles, New Jersey, Ottawa, San Jose)

JANUARY 2021

3 Training camps open for the remaining 24 teams
13 2020-21 regular season begins

APRIL 2021

12 Trade deadline (3 p.m. ET)

MAY 2021

8 Last day of the regular season
11 *Stanley Cup Playoffs begin

JULY 2021

9 *Last possible day of Stanley Cup Final
17 Deadline for Protection Lists for Expansion Draft (5 p.m. ET)
21 Expansion Draft for Seattle Kraken (8 p.m. ET)
23 Round 1 of NHL Draft
24 Rounds 2-7 of NHL Draft
28 Restricted Free Agent/Unrestricted Free Agent signing period begins (12 p.m. ET)

*Subject to adjustment



adidas

BARKOV

16

