

FEAR NO ONE FLORIDA PANTHERS



# MEDIA GUIDE





TABLE OF CONTENTS.....	2
MEDIA ACCESS POLICIES .....	3
RED REMINDERS .....	4
2020-21 TEAM PHOTO.....	5
OWNERSHIP .....	6
FRONT OFFICE .....	7-8
EXECUTIVE TEAM .....	9
HOCKEY OPERATIONS .....	10-12
COACHING STAFF .....	13
TRAINING STAFF.....	14
2020-21 YEAR IN REVIEW .....	15
PLAYERS .....	40
PROSPECT REPORT .....	78
HEAD-TO-HEAD RESULTS.....	79
2020-21 STANDINGS .....	80
PLAYOFF RECORDS .....	81



## COMMUNICATIONS CONTACTS

### Adelyn Biedenbach

Senior Director of Communications

Office: 954-835-7207

Cell: 954-249-4817

biedenbacha@floridapanthers.com

### Chrissy Parente

Communications Manager

Office: 954-835-7714

Cell: 954-224-5257

parentec@floridapanthers.com

### Mike Lewis

Hockey Communications Specialist

Office: 954-835-7722

Cell: 954-240-7839

lewism@floridapanthers.com

### Thomas Harding

Communications Coordinator

Office: 954-835-7215

hardingt@floridapanthers.com

### COMMUNICATIONS TWITTER

Check the Florida Panthers Communications Twitter account @FlaPanthersPR for milestone updates, practice time updates and additional information.

### PANTHERS ONLINE PRESS BOX

The Florida Panthers Communications Department has created a media-specific website to deliver up-to-the-minute news and information about the organization for local and national media and broadcasters. The online press box can be located at: [www.floridapanthers.com/pressbox](http://www.floridapanthers.com/pressbox)

The website contains game notes, statistics, press releases, the team media guide as well as audio and video interviews.



**All Group 4 Press Box Access members and Group 3 Broadcast and media attending a home game at BB&T Center should follow these protocols upon entry. Face coverings will be required to enter, and social distancing must be maintained at all times. The policies laid out below and access is subject to change on a daily or weekly basis.**

### **Prior to Entry**

- RSVPs will be requested on a round-by-round basis. Credentials will be issued by round.
- Press Box will be operating at 50% of space capacity. All seats filled with plexiglass in between.
- Health screening form submittal will be required prior to entering arena.
- Broadcast booths and photography, videography shooting positions will be assigned ahead of time and are subject to change.

### **Directions/Protocols**

1. Parking will take place at the Media Production Lots.
2. Enter BB&T Center through the VIP Entrance.
  - Directions: VIP entrance is located to the right of the media production lot.
3. Upon entering, media will undergo a temperature screening and pass-through metal detectors.
4. Use elevators 10 and 11 to PRESS level. No more than 4 media permitted in elevator at any given time.
5. Proceed to PRESS BOX.
6. Sit in assigned seat or assigned broadcast booth.
7. Masks must be worn at all times. Gaiters or Bandanas do not qualify as face coverings.
8. Access will NOT be given to other areas of BB&T Center outside of the press box in any circumstances. Should media violate this rule, the Florida Panthers reserve the right to decline credentials.
9. Media can take Zoom Calls from press level.
10. Boxed meals will be provided for working media only. Mask can be removed while in assigned seat and actively eating only. Food can only be consumed in designated seats that have been approved as eating locations.
11. All Press materials will be distributed digitally.





## **BB&T Center WELL Health-Safety Rating**

The BB&T Center is the first National Hockey League Building to Achieve Well Health-Safety Certification. The WELL Health-Safety Rating is an evidence-based, third-party verified rating for all new and existing building and space types focusing on operational policies, maintenance protocols, stakeholder engagement and emergency plans to address a post-COVID-19 environment now and into the future.

The Florida Panthers & BB&T Center guests can expect:

- Well Certified and improved cleaning procedures throughout the building
- Routine maintenance and improved air filtration through arena
- Emergency response plan and protocols
- Robust safety plans for employee health and wellness

The WELL Health-Safety Rating provides a centralized source and governing body to validate efforts made by owners and operators. It leverages insights drawn from the IWBI Task Force on COVID-19, in addition to guidance on the spread of COVID-19 and other respiratory infections developed by the World Health Organization (WHO), U.S. Centers for Disease Control and Prevention (CDC), global disease control and prevention centers and emergency management agencies, as well as recognized standard-making associations such as ASTM International and ASHRAE, and leading academic and research institutions, as well as core principles already established by IWBI's WELL Building Standard, the premier framework for advancing health in buildings and spaces of all kinds.

## **Assumption Of Risk**

You must follow all arena policies, including health and safety policies, and posted instructions while in the arena and on arena grounds. An inherent risk of exposure to COVID-19 exists in any public place where people are present. COVID-19 is an extremely contagious disease that can lead to severe illness and death. According to the centers for disease control and prevention, senior citizens and those with underlying medical conditions are especially vulnerable. By entering the arena and arena grounds, you voluntarily assume all risks related to exposure to COVID-19.





## 2020-21 FLORIDA PANTHERS HOCKEY CLUB

**37-14-5 | 2ND IN CENTRAL DIVISION**

**GENERAL MANAGER: BILL ZITO**

**HEAD COACH: JOEL QUENNEVILLE**

**CAPTAIN: ALEKSANDER BARKOV**


**(Left to Right)**

**Fourth Row:** Lucas Wallmark, Carter Verhaeghe, Sam Bennett, Eetu Luostarinen, Mason Marchment, Juho Lammikko, Matt Kiersted, Kevin Connauton, Noah Juulsen, Owen Tippett, Markus Nutivaara, Radko Gudas, Ryan Lomberg, Grigori Denisenko, Aleksi Heponiemi, Scott Wilson, Cole Schwindt, Brady Keeper, John Ludvig

**Third Row:** Alex Ambrose, Derick Anderson, Tim Wittenauer, Dave DiNapoli, Anthony Duclair, MacKenzie Weegar, Anton Stralman, Brandon Montour, Gustav Forsling, Alex Wennberg, Frank Vatrano, Noel Acciari, Nikita Gusev, Tommy Alva, Artie Hairston, Mike Valcy

**Second Row:** Stiles Burr, Braden Birch, Bryan McCabe, Dakota King, Teddy Richards, John Congemi, Andrew Brewer, Patric Hornqvist, Jonathan Huberdeau, Aaron Ekblad, Keith Yandle, Mike Donoghue, Geordie Kinnear, Thomas Anderson, Chris Fournier, Tom Bark, Austin Powell, Sunny Mehta, Alec Rippetoe

**Front Row:** Sam Montembeault, Philippe Desrosiers, Chris Driedger, Matt Caldwell, Roberto Luongo, Brett Peterson, Paul Krepelka, Bill Zito, Aleksander Barkov, Joel Quenneville, Ulf Samuelsson, Andrew Brunette, Derek MacKenzie, Robb Tallas, Sergei Bobrovsky, Spencer Knight



## VINCENT VIOLA

### TEAM OWNER

Vincent J. Viola is the Chairman, Owner and Governor of Sunrise Sports & Entertainment, the Florida Panthers Hockey Club, the BB&T Center, and SSE's additional operating entities. Mr. Viola also co-owns the 2017 Kentucky Derby winning horse, Always Dreaming and co-owns 2019 Breeder's Cup Classic winner Vino Rosso.

Mr. Viola is currently the Chairman Emeritus of Virtu Financial, one of the nation's foremost providers of financial technology products and services. He began his career in the financial services industry on the floor of the New York Mercantile Exchange and rose to be Vice Chairman (1993-1996) and Chairman (2001-2004). Mr. Viola is also the founder and largest stockholder in Independent Bank Group, Inc, a community banking chain headquartered in McKinney, Texas that he founded in 1989. In 2009, he was inducted in to the Futures Industry Association Hall of Fame.

A native of Brooklyn, N.Y., Mr. Viola graduated from the U.S. Military Academy at West Point in 1977, and subsequently completed U.S. Army Airborne, Air Assault, Infantry, and Ranger Schools. He then served as an infantry officer in the 101st Airborne Division. In 1983, he graduated from the New York Law School.


Mr. Viola decisively led the New York Mercantile Exchange through the aftermath of the terrorist attacks of Sept. 11, 2001. Mr. Viola was recognized by the members and the Board of Directors of the New York Mercantile Exchange for his efforts in leading the reopening of the New York Mercantile Exchange following the terrorist attacks with a citation noting "his untiring efforts and inspirational guidance that resulted in the reopening of the New York Mercantile Exchange following the terrorist destruction of the World Trade Center on September 11, 2001."

Shortly after September 11, 2001, Mr. Viola conceived, founded, and funded the Combating Terrorism Center at West Point, now in its eighteenth year of operation.

Mr. Viola has been widely recognized for his philanthropic endeavors including to his alma mater through various gifts. Mr. Viola is a benefactor of the Columbia University medical school. He has also been honored as "Man of the Year" by the Chai Lifeline. His charitable endeavors further include donations to Fordham University.

After purchasing the Florida Panthers Hockey Club, Mr. Viola immediately revitalized the Panthers foundation and focused its efforts on serving veterans, growing youth hockey, investing in children's education, and the conservation of the panther. The foundation has become a staple in South Florida and has responded to several community needs such as Hurricane Irma relief efforts.

Mr. Viola and his wife, Teresa, have three sons - John, Michael and Travis.



## DOUGLAS A. CIFU

### VICE CHAIRMAN, PARTNER & ALTERNATE GOVERNOR

Douglas A. Cifu is the Vice Chairman, Partner and Alternate Governor of Sunrise Sports & Entertainment, the Florida Panthers Hockey Club, BB&T Center, and SSE's additional operating entities.

Cifu, and Owner Vincent J. Viola, purchased the Panthers enterprise on Sept. 27, 2013. A native of Syosset, N.Y., Cifu graduated magna cum laude with a Bachelor of Arts degree from Columbia University in 1987 where he was elected a member of Phi Beta Kappa, and completed his J.D. from Columbia Law School in 1990.

Cifu is currently the Chief Executive Officer of Virtu Financial, LLC, a global electronic market making firm and was one of the company's co-founders with Vincent Viola in 2008. Mr. Cifu also serves on the board of Independent Bank of Texas (NASDAQ: IBTX), a community banking chain based in McKinney, Texas and Eastern Airlines, inc.

Prior to joining Virtu, Cifu practiced law for 18 years and was a partner at the international law firm Paul, Weiss, Rifkind, Wharton & Garrison. While there, Cifu served as a member of the Management Committee, was Deputy Chair of the Corporate Department, and co-head of the Private Equity Group. Highly regarded by his peers, Cifu was recognized in Chambers USA and Legal 500 as a leading mergers and acquisitions lawyer for buyouts and private equity transactions.

Cifu has a residence in Mirasol, Fla. with his wife, Melissa Lautenberg Cifu, their daughter, Rachel, and son, Daniel.





## MATTHEW CALDWELL

### *PRESIDENT & CEO*

Matthew Caldwell was named the President & CEO of the Florida Panthers Hockey Club on April 9, 2016.

Caldwell joined the Panthers in 2014 as the organization's Chief Operating Officer.

Prior to joining the Panthers, Caldwell worked as a Vice President at Goldman Sachs in their Investment Management Division where he helped families and institutions invest their capital.

Before transitioning into the finance industry, Caldwell served five years in the U.S. Army as a military officer, where he conducted combat operations in Iraq, peacekeeping operations in Kosovo, and spent time in Germany training soldiers as they prepared to deploy to Iraq and Afghanistan. During the course of his Army career, Caldwell was awarded a Bronze Star Medal, an Iraq Campaign Medal and a NATO Kosovo Military Medal.

Caldwell currently sits on the Orange Bowl Committee, the Greater Fort Lauderdale Alliance CEO Council, the Broward Workshop Executive Committee and has been appointed to the Broward College District Board of Trustees.

Caldwell received his JD from Northwestern University School of Law, his MBA from Northwestern Kellogg School of Management, and his Bachelor of Science from West Point.

Caldwell resides in Fort Lauderdale with his wife, Fernanda and their daughter, Flora.



## SHAWN THORNTON

### *CHIEF COMMERCIAL OFFICER*

Shawn Thornton joined the Florida Panthers executive staff on June 1, 2017, after playing three seasons with the club (2014-15 to 2016-17) over his 20-year professional hockey career.

Thornton, 42, began his tenure in the Panthers front office as Vice President, Business Operations and has also served as the organization's Senior Vice President before becoming Chief Commercial Officer in October 2020.

In his role with the Panthers, Thornton oversees and works closely with the team's Community Relations, Public Relations, Game Presentation, Marketing and Corporate Partnership departments.

A proactive leader within the organization, Thornton has contributed greatly to many of the Panthers community efforts ranging from youth hockey to hurricane relief and played a major role in assisting Marjory Stoneman Douglas High School and its hockey team following the tragic events at the school on February 14, 2018.

He played in his final NHL game as a member of the Panthers on April 8, 2017, against the Buffalo Sabres. A two-time Stanley Cup champion (2007, 2011), the native of Oshawa, Ontario, appeared in 705 NHL games with the Panthers (2014-15 to 2016-17), Boston Bruins (2007-08 to 2013-14), Anaheim Ducks (2006-07) and Chicago Blackhawks (2002-03 to 2005-06) recording 102 points (42-60-102).

During his playing career with the Panthers, Thornton became the only player in professional hockey history to begin his career after expansion and play in over 700 NHL games and 600 American Hockey League games. He is the only player this century to record 10 fights, score 10 goals and win the Stanley Cup in the same season.

He founded the Shawn Thornton Foundation (@ThorntonFDN) in 2013 and serves as the Foundation's President and Director. The Shawn Thornton Foundation is dedicated to helping find cures for diseases close to his heart, specifically Parkinson's and cancer. Through his foundation, Thornton holds an annual 'Pucks and Punches for Parkinson's' golf event and does charitable work throughout Boston and South Florida.

Thornton resides in Parkland with his wife Erin and their daughters Nora and Ainsley.



**SAM  
DOERR**  
*CHIEF STRATEGY OFFICER*

Sam Doerr was named the Florida Panthers Chief Strategy Officer in April 2021.

Prior to joining the Panthers, Doerr served as the Arizona Coyotes Vice President, Innovation and Revenue Strategy. With the Coyotes, Doerr oversaw social media, food and beverage, merchandise as well as the club's strategy and business analytics departments and served as a connection between all revenue generating departments. Doerr also worked closely with the Tucson Roadrunners, Arizona's American Hockey League (AHL) affiliate, to implement best practices.

Before his time with the Coyotes, Doerr spent three years as the Vice President of Business Operations at Phoenix Rising Football Club. During his time with the Rising, the team consistently broke the club's ticket sales records, including a 21-match-and-counting streak of sellouts at home.

Doerr began his career in the United Soccer League (USL) as the first official hire for San Antonio FC in 2016. As the club's Business and Soccer Operations Manager, he helped build the newly created club into one of the most well-known brands across the USL.

Prior to his USL career, he served as Assistant Athletic Director for South Dakota State University and Franchise Marketing Manager for Spurs Sports & Entertainment.

Doerr resides in Fort Lauderdale with his wife and son.



**BRYCE  
HOLLWEG**  
*EXECUTIVE VICE PRESIDENT*

Bryce Hollweg was named the Executive Vice President of the Florida Panthers in April 2021.

Hollweg, 36, oversees the organization's Food & Beverage Services, Retail Merchandise, Technology and the Panthers IceDen Practice/Recreational Facility.

Prior to joining the Panthers, Hollweg worked for the Aquilini Investment Group, serving as the Director of Information Technology for the Vancouver Canucks, and later, the Vice President & Managing Director for PH Restaurants LP, operating 55 Pizza Hut and 12 Dairy Queen franchise locations in British Columbia, Canada.

Following his graduation from the United States Military Academy at West Point, where he earned a Bachelor of Science in Management and Captained the Army West Point NCAA D1 Hockey Team, Hollweg served 10 years as a US Army Officer. His military career included assignments in Belgium, Germany, Afghanistan and South Korea, and culminated as a Professor of Military Science and Leadership at Embry-Riddle Aeronautical University in Daytona Beach, Florida.

He received his Master of Arts in Information Technology Management from Webster University and Executive Leadership Certificate from Cornell University.

Hollweg currently resides in Fort Lauderdale with his partner, Margaret.



**SCOTT  
LEVINE**  
*CHIEF FINANCIAL OFFICER*

Scott Levine was named the Chief Financial Officer of the Florida Panthers in Oct. 2019.

Levine oversees all accounting and finance functions of the Florida Panthers and BB&T Center.

He joined the Panthers in May of 2015, first serving as Controller, before being named the organization's Vice President of Finance.

Prior to joining the Panthers, Levine served as Director of Accounting for the New York Rangers from the 2013-14 season to the 2014-15 season. The native of Jericho, N.Y., has worked in the entertainment industry for the last 20 years, serving as Vice President of Finance for BASE Entertainment, Director of Business Operations for ESPN Outdoors and Director of Finance for ABC Sports.

Levine resides in Boca Raton with his wife, Melissa and son, Logan.



**Chief of Staff**

Jerome Burke

**General Manager, BB&T Center**

Tom Embrey

**Senior Vice President, Sales, Services & Ticket Operations**

Adam Summerell

**Vice President, Broadcasting & Panthers Alumni**

Randy Moller

**Vice President, Human Resources & Payroll**

Lane Miller

**Vice President, Event Programming**

Kevin Grove

**Vice President, Sales & Service**

Adam Lawson

**Vice President, Corporate Partnerships**

Josh Korlin

**Vice President, Corporate Relationships & Development**

Katerina Perez

**Vice President, Ticket Operations & Event Sales**

Chiara DeLuca

**Vice President, Experience & Special Projects**

Nicole Meloff

**Vice President, Retail & Merchandise**

Janine Kurpiel

**General Counsel**

Ed Wildermuth





**BILL  
ZITO**  
**GENERAL MANAGER**

Bill Zito was named General Manager of the Florida Panthers on September 2, 2020.

Zito oversees the club's hockey operations including all matters relating to player personnel, scouting department and minor league operations.

Prior to joining the Panthers, Zito spent seven seasons with the Columbus Blue Jackets organization (2013-14 to 2019-2020) holding the position of Assistant General Manager for six seasons before his promotion in 2019 to Vice President of Hockey Operations, Associate General Manager and Alternate Governor. In 2015-16, Zito was appointed the General Manager for Columbus' American Hockey League affiliate, the Cleveland Monsters (then Lake Erie Monsters). During Zito's first season with the Monsters, the club won its first-ever Calder Cup Championship.

The native of Pittsburgh, Pa., served as the general manager of the United States Men's National Team that captured bronze at the 2018 IIHF World Championship and was a member of the management team for Team USA at the 2015 IIHF World Championship, winning a bronze medal.

Prior to his career as an NHL executive, Zito founded and built Acme World Sports into a top agency for hockey players. He represented Vezina Trophy winners Tim Thomas and Tuukka Rask, Vezina Trophy finalist Antti Niemi, Selke Trophy winner John Madden and All-Stars Kimmo Timonen and Brian Rafalski.

Zito graduated from Yale University and played three seasons on the men's ice hockey team from 1984-85 to 1986-87. Zito played one season of professional hockey in Europe after graduating from Yale. Raised in Milwaukee, Wisc., Zito returned home to attend law school at the University of Wisconsin. While pursuing his law degree, Zito served as a graduate assistant, an assistant coach for the Badgers hockey team and a radio color commentator for Badgers hockey.

In 2019, Zito participated in the 100-mile Pelatonia, a bicycle fundraiser for which he personally raised over \$150,000, a fundraising record for the event by an individual. The Pelatonia has raised over \$195 million since the first event in 2008 for The Ohio State University Comprehensive Cancer Center-Arthur G. James Cancer Hospital and the Richard Solove Research Institute.

Zito and his wife, Julie, are the parents of twin daughters Frankie and Gigi and son Billy.



**PAUL  
KREPELKA**  
**ASSISTANT GENERAL MANAGER**

Paul Krepelka was named the Assistant General Manager of the Florida Panthers on Nov. 2, 2020.

He joined the Panthers after spending the previous two seasons as the Vice President of Hockey Operations for the Carolina Hurricanes (2018-19 to 2019-20).

The native of Arlington, Mass., spent 20 years as a sports agent including his time as co-founder and partner of Orr Hockey Group, helping it grow into a highly respected agency among NHL players.

A graduate of Princeton University, where he played collegiate hockey, Krepelka played professionally in the ECHL for the Hampton Roads Admirals from 1991-92 to 1992-93, winning a Riley Cup with the Admirals in 1992. Krepelka earned his law degree from Suffolk University following his professional playing career.



**BRETT  
PETERSON**  
**ASSISTANT GENERAL MANAGER**

Brett Peterson was named the Assistant General Manager of the Florida Panthers on Nov. 17, 2020.

Peterson served as the Vice President, Hockey for Wasserman Media Group prior to joining the Panthers and has been a certified NHL player agent since 2009 with Wasserman/Acme World Sports.

The native of Northborough, Mass., Peterson played five years of professional hockey (2004-05 to 2008-09) as a defenseman in the American Hockey League (AHL), ECHL and the International Hockey League (IHL).

Prior to his professional career, Peterson played four seasons for Boston College (2000-01 to 2003-04), where he appeared in 157 games, posting 28 points (8-20-28) and won a NCAA National Championship in 2001 with the team.

He serves as an advisor/consultant to the NextGEN AAA Foundation hockey team, a nonprofit organization that provides mentoring and hockey programs to underprivileged youth and underserved communities. The all-minority team recently won the 2020 Beantown Summer Classic Tournament.





## ROBERTO LUONGO

### ***SPECIAL ADVISOR TO THE GENERAL MANAGER***

Roberto Luongo was named the Florida Panthers Special Advisor to the General Manager on Nov. 13, 2019.

Luongo joined the Panthers hockey operations staff following an illustrious playing career that spanned 19 NHL seasons, including 11 with Florida.

The five-time NHL All-Star oversees Florida's Goaltending Excellence Department, focusing on a comprehensive, integrated experience and program for all goaltenders in the Panthers system, while coordinating goaltending coaching, development and scouting.

Luongo owns the Panthers franchise record for games played by a goaltender (572), wins (230), shutouts (38), saves (16,068) assists/points (13), single-season games played by a goaltender (75, 2005-06), single-season wins (35, 2005-06, 2015-16), single-season saves (2,303) and single-season shutouts (tied-7, 2003-04). His 572 games played in a Panthers uniform marks the fifth-most in franchise history by any player.

Officially retiring from the NHL on June 26, 2019, Luongo ended his NHL playing career ranking second in NHL history in games played by a goaltender (1,044), third in wins (489) and ninth in shutouts (77). He is of only three goaltenders in NHL history to have played 1,000 NHL games.

Originally selected by the New York Islanders in the first round (fourth overall) of the 1997 NHL Draft, Luongo appeared in 1,044 career NHL games for the NY Islanders (1999-00), Vancouver Canucks (2006-07 to 2013-14) and Florida (2000-01 to 2005-06, 2013-14 to 2018-19), posting a career 489-392-33-91 record, .919 save percentage, 3.12 goals against average and 77 shutouts. In his postseason career, Luongo played 70 games and posted 34 wins, .918 save percentage and five shutouts. Luongo is one of only two goaltenders in NHL history to have won 200 regular season games with two different franchises (Florida/Vancouver).

In his playing career, Luongo was a three-time finalist for the Vezina Trophy (2003-04, 2006-07, 2010-11), a finalist for the Hart Memorial Trophy (2006-07) and was a finalist for the Bill Masterton Memorial Trophy (2017-18).

During his time with the Canucks, Luongo reached the 2011 Stanley Cup Final, led the NHL in wins (38) and was awarded the William M. Jennings Trophy.

On the international stage, Luongo is a two-time Olympic gold medalist, helping backstop Team Canada to gold in 2010 and 2014. In his career with Canada at the IIHF World Championship, Luongo clinched gold at the 2003 and 2004 tournaments and also captured gold with Canada at the 2004 World Cup of Hockey.

Representing Hockey Canada, Luongo will serve as Canada's General Manager for the 2021 IIHF World Championship and Assistant General Manager for Canada's Men's Olympic Team at the 2022 Olympic Winter Games in Beijing, China.

On Oct. 29, 2019, Luongo was named to the Broward County Sports Hall of Fame and on March 7, 2020, Luongo became the first player in Panthers franchise history to have his jersey number (no. 1) retired.

Luongo resides in Parkland, Fla., with his wife, Gina, and their children, Gabriella and Gianni.





**RICK DUDLEY**  
SR. ADVISOR TO  
GENERAL MANAGER



**PAUL FENTON**  
SR. ADVISOR TO  
GENERAL MANAGER



**GREGORY CAMPBELL**  
VP, PLAYER PERSONNEL &  
DEVELOPMENT



**SUNNY MEHTA**  
VP, HOCKEY STRATEGY &  
INTELLIGENCE



**BRYAN McCABE**  
DIRECTOR, PLAYER PERSONNEL



**BRADEN BIRCH**  
DIRECTOR, HOCKEY OPERATIONS  
& SALARY CAP MANAGEMENT



**BLAKE GEOFFRION**  
ASSISTANT TO  
THE GENERAL MANAGER



**TOM BARK**  
ASSISTANT TO  
THE GENERAL MANAGER



**FRANCOIS ALLAIRE**  
GOALTENDING CONSULTANT



**MIKE RYAN**  
MANAGER, PLAYER DEVELOPMENT



**STILES BURR**  
MANAGER, TEAM SERVICES



**SYDNEY BELL**  
MANAGER,  
HOCKEY ADMINISTRATION




**AUSTIN POWELL**  
HOCKEY RESEARCH ANALYST



**ALEC RIPPETOE**  
MANAGER, AHL TEAM SERVICES





## JOEL QUENNEVILLE

### HEAD COACH

Joel Quenneville was named head coach of the Florida Panthers on April 8, 2019.

Through 124 regular season games behind the bench in Florida, Quenneville has led the Panthers to a 71-40-13 record and .625 points percentage.

Quenneville, 62, has more than 20 years of NHL head coaching experience with the St. Louis Blues (1996-2004), Colorado Avalanche (2005-2008) and Chicago Blackhawks (2008-2018) organizations. A native of Windsor, Ontario, Quenneville is one of only two NHL Head Coaches in NHL History to reach 900 wins. Quenneville is a four-time Stanley Cup champion, with three championships won as a head coach.

Quenneville guided the Blackhawks to Stanley Cup victories in 2010, 2013 and 2015 during a historic 10-year run with the Blackhawks and is one of only 11 head coaches in NHL history to win the Stanley Cup on three occasions. Since 2005-06, Quenneville is the only NHL head coach to win the Stanley Cup three times.

The recipient of the Jack Adams Award in 1999-00, Quenneville helped lead the St. Louis Blues to a President's Trophy with a 51-19-11-1 record.

Prior to his head coaching career, Quenneville served as an assistant coach for the Quebec Nordiques/Colorado Avalanche (1994-96), winning the 1996 Stanley Cup.

The former defenseman was selected by the Toronto Maple Leafs in the second round (21st overall) of the 1978 NHL Entry Draft. Quenneville played in 803 career NHL regular season games, recording 190 points (54-136-190) with Toronto (1978-79 to 1979-80), the Colorado Rockies (1979-80 to 1981-82), New Jersey Devils (1982-83), Hartford Whalers (1983-84 to 1989-90) and Washington Capitals (1990-91).

Quenneville has been married to his wife Elizabeth since 1988 and has three children Anna, Lily and Dylan.



**ANDREW BRUNETTE**  
ASSISTANT COACH



**ULF SAMUELSSON**  
ASSISTANT COACH



**DEREK MacKENZIE**  
ASSISTANT COACH



**ROBB TALLAS**  
GOALTENDING COACH



**MIKE DONOGHUE**  
HEAD STRENGTH &  
CONDITIONING  
COACH



**ANDREW BREWER**  
VIDEO COACH



**JOHN CONGEMI**  
ASSISTANT VIDEO COACH



**MAX IVANOV**  
SKATING & SKILLS COACH



**GEORGIE KINNEAR**  
AHL HEAD COACH



**LEO LUONGO**  
AHL GOALTENDING COACH



**ARTIE HAIRSTON**  
AHL HEAD STRENGTH &  
CONDITIONING COACH



**TIM WITTENAUER**  
DIRECTOR OF SPORTS  
PERFORMANCE & REHABILITATION



**DAVE DiNAPOLI**  
HEAD ATHLETIC TRAINER




**TOMMY ALVA**  
ASSISTANT ATHLETIC TRAINER



**MIKE VALCY**  
MASSAGE THERAPIST



**DR. DERICK ANDERSON**  
SPORTS PSYCHOLOGIST



**ALEX AMBROSE**  
AHL HEAD ATHLETIC TRAINER



**TEDDY RICHARDS**  
HEAD EQUIPMENT MANAGER



**DAKOTA KING**  
ASSISTANT EQUIPMENT MANAGER



**THOMAS ANDERSON**  
ASSISTANT EQUIPMENT MANAGER



**CHRIS FOURNIER**  
AHL ASSISTANT  
EQUIPMENT MANAGER



FEAR NO ONE. FLORIDA PANTHERS

# YEAR IN REVIEW





## FORWARDS

No.	NAME	HT	WT	DATE OF BIRTH	BIRTH PLACE
55	Noel Acciari	5'10"	203	December 1, 1991	Johnston, RI
16	Aleksander Barkov	6'3"	210	September 2, 1995	Tampere, FIN
9	Sam Bennett	6'1"	195	June 6, 1996	Holland Landing, ON
14	Grigori Denisenko	5'11"	176	June 24, 2000	Novosibirsk, RUS
91	Anthony Duclair	5'11"	198	August 26, 1995	Pointe-Claire, QC
97	Nikita Gusev	5'10"	181	July 8, 1992	Moscow, RUS
20	Aleksi Heponiemi	5'10"	155	January 9, 1999	Tampere, FIN
70	Patric Hornqvist	5'11"	189	January 1, 1987	Sollentuna, SWE
11	Jonathan Huberdeau	6'1"	202	June 4, 1993	Saint-Jerome, QC
83	Juho Lammikko	6'2"	191	January 29, 1996	Noormarkku, FIN
94	Ryan Lomberg	5'9"	187	December 9, 1994	Richmond Hill, ON
27	Eetu Luostarinen	6'3"	184	September 2, 1998	Siilinjärvi, FIN
19	Mason Marchment	6'4"	220	July 18, 1995	Uxbridge, ON
79	Cole Schwindt	6'2"	182	April 25, 2001	Kitchener, ON
74	Owen Tippett	6'1"	216	February 16, 1999	Peterborough, ON
77	Frank Vatrano	5'11"	197	March 14, 1994	East Longmeadow, MA
23	Carter Verhaeghe	6'2"	180	August 14, 1995	Toronto, ON
71	Lucas Wallmark	6'0"	176	September 5, 1995	Umea, SWE
21	Alex Wennberg	6'2"	197	September 22, 1994	Stockholm, SWE
26	Scott Wilson	5'11"	177	April 24, 1992	Oakville, ON

## DEFENSEMEN

No.	NAME	HT	WT	DATE OF BIRTH	BIRTH PLACE
44	Kevin Connauton	6'2"	205	February 23, 1990	Edmonton, AB
5	Aaron Ekblad	6'4"	215	February 7, 1996	Windsor, ON
42	Gustav Forsling	6'2"	191	June 12, 1996	Linköping, SWE
7	Radko Gudas	6'0"	205	June 5, 1990	Prague, CZE
58	Noah Juulsen	6'2"	201	April 2, 1997	Surrey, BC
25	Brady Keeper	6'2"	209	June 5, 1996	Cross Lake, MB
8	Matt Kiersted	6'0"	181	April 14, 1998	Elk River, MN
62	Brandon Montour	6'0"	194	April 11, 1994	Brantford, ON
65	Markus Nutivaara	6'1"	187	June 6, 1994	Oulu, FIN
6	Anton Stralman	5'11"	186	August 1, 1986	Tibro, SWE
52	MacKenzie Weegar	6'0"	200	January 1, 1994	Ottawa, ON
3	Keith Yandle	6'1"	192	September 9, 1986	Boston, MA

## GOALTENDERS

No.	NAME	HT	WT	DATE OF BIRTH	BIRTH PLACE
72	Sergei Bobrovsky	6'2"	187	September 20, 1988	Novokuznetsk, RUS
30	Philippe Desrosiers	6'1"	204	August 16, 1995	Saint-Hyacinthe, QC
60	Chris Driedger	6'4"	205	May 18, 1994	Winnipeg, MB
30	Spencer Knight	6'3"	102	April 19, 2001	Darien, CT
33	Sam Montembeault	6'3"	199	October 30, 1996	Becancour, QC



## HOW THE PANTHERS WERE BUILT

**Noel Acciari**...Signed as an unrestricted free agent on July 1, 2019

**Aleksander Barkov**...Selected in the first round (second overall) of the 2013 NHL Draft

**Sergei Bobrovsky**...Signed as an unrestricted free agent on July 1, 2019

**Sam Bennett**...Acquired from the Calgary Flames with a 2022 sixth round pick in exchange for a 2022 second round pick and Emil Heineman on April 12, 2021

**Kevin Connauton**...Signed as an unrestricted free agent on January 13, 2021

**Grigori Denisenko**...Selected in the first round (15th overall) in the 2018 NHL Draft

**Philippe Desrosiers**...Signed as an unrestricted free agent on July 3, 2019

**Chris Driedger**...Signed as an unrestricted free agent on Feb. 24, 2019

**Anthony Duclair**...Signed as an unrestricted free agent on Dec. 17, 2019

**Aaron Ekblad**...Selected in the first round (first overall) of the 2014 NHL Draft

**Gustav Forsling**...Signed off of waivers from Carolina on Jan. 9 2021

**Radko Gudas**...Signed as an unrestricted free agent on Oct. 9, 2020

**Nikita Gusev**...Signed as an unrestricted free agent on April 11, 2021

**Aleksi Heponiemi**...Selected in the second round (40th overall) of the 2017 NHL Draft

**Jonathan Huberdeau**...Selected in the first round (third overall) of the 2011 NHL Draft

**Patric Hornqvist**...Acquired from the Pittsburgh Penguins in exchange for Mike Matheson and Colton Sceviour on Sept. 24, 2020

**Noah Juulsen**...Claimed off of waivers from Montreal on Jan. 13, 2021

**Spencer Knight**...Selected in the first round (13th overall) of the 2019 NHL Draft

**Brady Keeper**...Signed as an unrestricted free agent on March 18, 2019

**Matt Kiersted**...Signed as an unrestricted free agent on April 1, 2021

**Juho Lammikko**... Selected in the third round (65th overall) of the 2014 NHL Draft

**Ryan Lomberg**...Signed as an unrestricted free agent on Oct. 9, 2020

**Eetu Luostarinen**...Acquired from the Carolina Hurricanes with Chase Priskie, Erik Haula and Lucas Wallmark in exchange for Vincent Trocheck on Feb. 23, 2020

**Mason Marchment**...Acquired from the Toronto Maple Leafs in exchange for Denis Malgin on Feb. 19, 2020

**Sam Montembeault**...Selected in the third round (77th overall) of the 2015 NHL Draft

**Brandon Montour**...Acquired from the Buffalo Sabres in exchange for a 2021 third round pick on April 10, 2021

**Markus Nutivaara**...Acquired from the Columbus Blue Jackets in exchange for Cliff Pu on Oct. 8, 2020

**Cole Schwindt**...Selected in the third round (81st overall) of the 2019 NHL Draft

**Anton Stralman**...Signed as an unrestricted free agent on July 1, 2019

**Owen Tippett**...Selected in the first round (10th overall) of the 2017 NHL Draft

**Frank Vatrano**...Acquired from the Boston Bruins in exchange for a 2018 third round pick on Feb. 22, 2018

**Carter Verhaeghe**...Signed as an unrestricted free agent on Oct. 9, 2020

**Lucas Wallmark**...Traded from Chicago with Lucas Carlsson in exchange for Brett Connolly, Riley Stillman, RFA rights to Henrik Borgstrom and 2021 seventh round pick on April 8, 2021

**MacKenzie Weegar**...Selected in the seventh round (206th overall) of the 2013 NHL Draft

**Alex Wennberg**...Signed as an unrestricted free agent on Oct. 9, 2020

**Scott Wilson**...Signed as an unrestricted free agent on Oct. 21, 2020

**Keith Yandle**...Acquired from the New York Rangers in exchange for a 2016 sixth round pick and a 2017 fourth round pick on June 20, 2016

## GAMES PLAYED

Alex Wennberg	56
Frank Vatrano	56
Keith Yandle	56
Jonathan Huberdeau	55
MacKenzie Weegar	54
Radko Gudas	54

## GOALS

Aleksander Barkov	26
Jonathan Huberdeau	20
Carter Verhaeghe	18
Frank Vatrano	18
Alex Wennberg	17
Patric Hornqvist	14

## ASSISTS

Jonathan Huberdeau	41
Aleksander Barkov	32
MacKenzie Weegar	30
Keith Yandle	24
Anthony Duclair	22

## POINTS

Jonathan Huberdeau	61
Aleksander Barkov	58
Carter Verhaeghe	36
MacKenzie Weegar	36
Patric Hornqvist	32
Anthony Duclair	32

## PENALTY MINUTES

Ryan Lomberg	67
MacKenzie Weegar	45
Radko Gudas	40
Patric Hornqvist	39
Keith Yandle	38
Jonathan Huberdeau	36

## PP GOALS

Patric Hornqvist	8
Aleksander Barkov	7
Aaron Ekblad	6
Jonathan Huberdeau	5
Alex Wennberg	3
Frank Vatrano	2
Owen Tippett	2

## PP POINTS

Jonathan Huberdeau	24
Aleksander Barkov	19
Keith Yandle	18
Patric Hornqvist	12
Aaron Ekblad	11
Alex Wennberg	6

## SH GOALS

Aleksander Barkov	1
Carter Verhaeghe	1
Alex Wennberg	1
Juho Lammikko	1

## GW GOALS

Frank Vatrano	7
Aleksander Barkov	6
Carter Verhaeghe	3
Aaron Ekblad	3
Sam Bennett	3

## OVERTIME GOALS

Frank Vatrano	3
Aleksander Barkov	2
Jonathan Huberdeau	1
Alex Wennberg	1
Aaron Ekblad	1
Sam Bennett	1
Alexi Heponiemi	1

## SHOTS

Aleksander Barkov	176
Frank Vatrano	158
Patric Hornqvist	145
Jonathan Huberdeau	122
Keith Yandle	113
Carter Verhaeghe	107

## SHOOTING PERCENTAGE

Alex Wennberg	20.7
Carter Verhaeghe	16.8
Jonathan Huberdeau	16.4
Sam Bennett	15.4
Aleksander Barkov	14.8
Frank Batrano	11.4

## AVG. TOI PER GAME

Aaron Ekblad	25:05
MacKenzie Weegar	22:06
Aleksander Barkov	20:56
Brandon Montour	20:19
Gustav Forsling	19:56
Anton Stralman	18:56

## BLOCKED SHOTS

MacKenzie Weegar	83
Radko Gudas	72
Noel Acciari	63
Gustav Forsling	43
Aleksander Barkov	37
Alex Wennberg	36

## HITS

Radko Gudas	250
MacKenzie Weegar	118
Noel Acciari	91
Ryan Lomberg	90
Patric Hornqvist	80
Mason Marchment	73

## TAKEAWAYS

Aleksander Barkov	51
Vincent Trocheck	47
Jonathan Huberdeau	42
Mike Matheson	41
Anton Stralman	40



## THE NEXT CHAPTER

The Florida Panthers named Bill Zito the franchise's new General Manager on Sept. 2, 2020. Getting to work right away, the former Associate GM of the Columbus Blue Jackets transformed the Panthers hockey operations with new and diverse additions to the front office with an expanded focus on player development, hockey strategy and intelligence and the establishment of a first-of-its-kind Goaltending Excellence Department.

## NEW BLOOD

By the second week of October, the Panthers began to reshape the present and future of the franchise through the NHL Draft, trades and Free Agency. Zito's first big move was acquiring two-time Stanley Cup Champion Patric Hornqvist from the Pittsburgh Penguins, adding a veteran leader to bolster the team and the culture. The Cats made nine selections at the NHL Draft, book-ended by first round pick and Liiga standout centerman Anton Lundell and seventh round pick and 2021 World Junior Best Goaltender Devon Levi. Just three days later, the Panthers made several savvy signings, including hard-nosed defenseman Radko Gudas, playmaking center Alex Wennberg and a rising talent in forward Carter Verhaeghe, before adding All-Star winger Anthony Duclair and claiming defenseman Gustav Forsling off waivers just before the start of the season.

## STARTING HOT

Posting three consecutive wins to start the season, a franchise first, the Panthers took off running with a 6-0-2 record over their first eight games, the second-longest point streak to start a season in franchise history. The Cats stood as the NHL's only team without a regulation loss during that span. Through 20 games, the Panthers 13-4-3 record and 29 points matched the franchise record for points over the club's first 20 games of a season set in 1996-97.

## ROAD WARRIORS

Owning a 6-0-1 mark over their first seven road contests, the Panthers were the final team in the NHL to lose a game in regulation on the road this season, not suffering a loss away from home until Feb. 20, their 16th game of the season. The Panthers completed their regular season road schedule with a 17-9-2 record and .643 points percentage (the highest in franchise history). Through Florida's 28 road games, they scored 94 goals, the second-most road goals in the NHL.

## HOME SWEET HOME

In their final game of the regular season, the Panthers captured their 20th home win of the season with a 4-0 shutout victory over the Tampa Bay Lightning. The Cats finished the regular season with a 20-5-3 home record and strung together a season-high seven-game home winning streak from March 20 – April 20. Led by Captain Aleksander Barkov's 14 goals and 30 points scored on home ice, Florida's offensive output was matched by solid defensive effort. The Cats' 2.32 goals allowed per game on home ice ranked tied for the sixth-least in the NHL. Over the Panthers final 15 home games, the club owned a 13-2-0 record allowing just 1.80 goals per game and scoring 3.80 goals per game.

## COMEBACK CATS

Owning a league-best .607 winning percentage when allowing the game's first goal, the Panthers won a league-leading 17 games after being scored on first. The Panthers overcame multi-goal deficits six times this season to win a game in any fashion, while 11 of Florida's league-leading 20 comeback victories were achieved in regulation.

## BARKOV COUNTY, FLA

Completing the season with 58 points (26-32-58) in 50 games, Aleksander Barkov led the Panthers with 38 even-strength points, 18 even-strength goals and 176 shots on goal, while logging 39 takeaways and 1,046:52 TOI, the most among all FLA forwards. This season, Barkov skated in his 500th game in a Panthers uniform and climbed the ranks of the franchise record books surpassing both Stephen Weiss and Olli Jokinen, respectively for second in club history for assists and points. The only Panther in franchise history to reach 50 points in six consecutive seasons, Barkov also logged 20 goals for his sixth consecutive season, a franchise record. On April 1, the NHL named Barkov the Central Division Star of the Month. He ranked third in the NHL (minimum: 5 GP) with 1.45 points per game, compiling 16 points (5-11-16) over 11 contests, helping lead the Panthers to a 10-5-1 record in March.

## HUBY DUBY DU

Florida's franchise leader in points (498) and assists (330), Jonathan Huberdeau completed the season with a team-leading 61 points (20-41-61) in 55 games. Notching his fifth career 20-goal season and fourth 60-point campaign, Huberdeau was one of only two Central Division players to reach the 60-point mark. Named the NHL's Third Star of the Week for the week ending April 25, Huberdeau amassed seven points (1-6-7) and a +6 rating over four games through the week. Over Huberdeau's final 13 games of the season, he produced 19 points (6-13-19), second only to league leading scorer Connor McDavid (EDM), while his +17 rating tied for first in the NHL with FLA teammate Anthony Duclair. Huberdeau registered two five-point performances this season (including his first career hat trick on Feb. 4 vs. NSH), becoming the first Panthers player in franchise history to have recorded five points for the club on two separate occasions.

## PURE EK-CELLENCE

Prior to missing Florida's final 21 games due to a season-ending injury, Aaron Ekblad ranked tied for first among NHL defensemen in goals, led NHL defensemen in power-play goals (6) and game-winning goals (3). The 25-year-old two-time NHL All-Star recorded 11 of his 22 points on the man advantage and produced 101 shots on goal. Ekblad had logged a team-leading 878:11 total TOI before his injury.

## BOB-CAT

Sergei Bobrovsky finished his second season in South Florida with a team-leading 19 wins and three wins shy of becoming the third Russian-born goaltender in NHL history to reach 300 career wins. 'Bob' owned a 10-3-2 record and .933 even-strength save percentage on home ice. The two-time Vezina Trophy winner recorded wins in six consecutive games from March 4 – March 15, marking the longest win streak in his Panthers career. On April 3, following his 500th NHL game ceremony, Bobrovsky made a season-high 44 saves to defeat his former club, the Columbus Blue Jackets.



## BIG WEEGSY STYLE

Mackenzie Weegar turned in a career performance in 2020-21 reaching career-highs in points (36), assists (30), plus/minus (+29) and shots (101). The 27-year-old registered 31 even-strength points, the most among NHL defensemen at the time of Florida's season end. Weegar's total 1194:16 TOI and 83 blocked shots led the Panthers. From March 7 – March 20, Weegar produced points in seven consecutive games (1-8-9), tying Keith Yandle's franchise record for longest point streak by a Panthers defenseman. Weegar notched a career-high four-point game (1-3-4) on April 24 vs. CAR, tying the Panthers franchise record for points by a defenseman in a game. He became the seventh defenseman in franchise history to record four points in a game. Of the seven FLA defensemen to have recorded four points in a game, Weegar is the only one who posted a shorthanded point.

## ST. PATRIC

One of Florida's home alternate captains in 2020-21, Patric Hornqvist started his 13th NHL season on a red-hot pace, posting two points (1-1-2) in his debut on Jan. 17 vs. CHI and becoming the first Panther in franchise history to score goals in three consecutive games to begin a season from Jan. 17-26, amassing five points (4-1-5) over that span. His streak was capped with a game-tying goal with less than three seconds left in regulation Jan. 26 at CBJ, where he also tallied the game-deciding goal in the shootout, his first career shootout goal. Hornqvist led FLA with eight power-play tallies and fired 145 shots on goal, third-most on the team, while dishing out 80 hits. The veteran sat tied for fifth on FLA with 32 points (14-18-32) over 44 games, and surpassed the 800 games played, 250-goal and 500-point milestones in 2020-21.

## 1KYANDLE

On March 7 at CAR, Keith Yandle skated in his 1,000th NHL game. Celebrated in a pregame ceremony on March 13 at BB&T Center, Yandle became the 352nd player to play in 1,000 NHL games. The native of Boston, Mass., also became the 116th defenseman, the 52nd U.S.-born player and the 19th U.S.-born defenseman to reach the 1,000 games played milestone. The league's active "ironman" leader, Yandle continued to climb through the record books as he claimed second all-time for consecutive regular season games played on April 24 vs. CAR, surpassing Garry Unger's 40-plus year-record of 914 consecutive games. With an assist in Florida's regular season finale vs. Tampa Bay, Yandle recorded his 600th NHL point, becoming the 10th U.S.-born defenseman in NHL history to reach the milestone.

## THIS IS THE WAY

Chris Driedger produced career-highs in games played (23), wins (14) and shutouts (3). Over his first nine appearances of the season, Driedger posted a 7-1-1 record. Nominated for the 2020-21 Bill Masterton Trophy, Driedger tied for third in the NHL in save percentage (.917) among goaltenders who played at least 20 games.

## THE DUKE OF SOUTH FLORIDA

Among Florida's most consistent offensive threats, Anthony Duclair produced 16 points (6-10-16) over his final 14 games, owning a +17 rating, tied with Jonathan Huberdeau for the highest in the NHL over that span. 29 of Duclair's 32 points (10-22-32) were registered at even-strength, while he produced a career-best +27 rating.

## AT THE DEADLINE

Just prior to the NHL Trade Deadline, the Panthers acquired five new players: Forward Sam Bennett, Forward Nikita Gusev, Defenseman Brandon Montour, Forward Lucas Wallmark and Defenseman Lucas Carlsson. By their second games with the club, Montour (goal) and Gusev (assist) posted their first points as Panthers. In the same game (April 17 at TBL), Sam Bennett notched two assists as he made his debut with the Panthers.

## BENNY AND THE CATS

One of Florida's most exciting late season additions, Sam Bennett fit in perfectly with the Panthers making his debut and producing two assists on April 17 against Tampa Bay. Through just 10 games with the Cats, Bennett amassed 15 points (6-9-15), breaking Pavel Bure's franchise record for most points by a Panthers player in their first 10 games with the club. Through his first 10 games with Florida, Bennett registered three game-winning goals, 39 shots on goal, a +12 rating and 29 hits.

## KNIGHT TIME

Making his highly anticipated debut, Panthers 2019 first round draft pick Spencer Knight played in his first NHL game on April 20 against the Columbus Blue Jackets, posting 33 saves and becoming the first goaltender born in the 2000s to play an NHL game and the youngest Panthers goalie to ever earn a win (20 years 1 day), surpassing Roberto Luongo's previous record (21 years, 235 days). Knight earned wins in each of his first four games, becoming the youngest netminder in NHL history to earn wins in each of their first four appearances.

## THE BUTCHER

In his first season in South Florida, Radko Gudas made his presence known. Registering a league-leading 250 hits, the most by a Panthers defenseman in franchise history, Gudas logged 11 hits in a game (another franchise record) twice.

## THE WENNAISSANCE

In his first season in South Florida, Alex Wennberg produced a career-high 17 goals and recorded his highest point total (29) since the 2017-18 season. Finishing the season with a 20.0 shooting percentage, the native of Stockholm, Sweden, registered his first two career hat tricks during the 2020-21 campaign, notching his first on April 3 against his former club, the Columbus Blue Jackets. Wennberg is the seventh Panthers player in franchise history to have recorded multiple hat tricks in a single season.



#	DATE	TEAM	W-L-OT	RECORD	GF-GA	SCORERS	W	GOAL	PP	PK	SF-SA	W-L GLTDR.	ATTEND
1	01/17/2021	CHI	W	01-00-00	5-2	5,3,27,70,11p	27	1-4	2-3	36-30	60 / 60	4147	
2	01/19/2021	CHI	W*	02-00-00	5-4	23,70p,23,70p,77	77	2-4	0-2	30-36	72 / 32	3667	
3	01/26/2021	@ CBJ	W**	03-00-00	4-3	23,16,70	70	0-3	6-6	31-22	72 / 70	0	
4	01/28/2021	@ CBJ	O**	03-00-01	2-3	23,27	42	0-1	2-3	35-31	90 / 60	0	
5	01/30/2021	@ DET	W*	04-00-01	3-2	16p,3p,20	20	2-3	4-4	26-27	72 / 29	0	
6	01/31/2021	@ DET	W	05-00-01	3-2	70p,5p,23	23	2-4	3-3	30-34	60 / 29	0	
7	02/04/2021	NSH	O*	05-00-02	5-6	11,11,5p,16p,11	9	2-4	2-4	36-41	35 / 72	3698	
8	02/05/2021	NSH	W	06-00-02	2-1	16,23	23	0-2	1-1	36-25	60 / 35	0	
9	02/07/2021	DET	L	06-01-02	1-4	21	48	0-1	0-0	37-39	29 / 60	3706	
10	02/09/2021	DET	W	07-01-02	2-1	21,70p	70	1-1	3-3	22-32	72 / 29	3477	
11	02/11/2021	TBL	W	08-01-02	5-2	77,21,5p,23,10	5	1-3	1-3	29-21	72 / 88	3808	
12	02/13/2021	TBL	L	08-02-02	1-6	77	7	0-4	2-3	34-28	88 / 72	4509	
13	02/15/2021	@ TBL	W	09-02-02	6-4	11,74,77,91,16,6	16	0-3	4-4	21-31	60 / 35	100	
14	02/17/2021	@CAR	W*	10-02-02	4-3	11p,21,83,11	11	1-4	2-3	37-35	60 / 39	0	
15	02/19/2021	@DET	W	11/02-02	7-2	83,52,70,16,5,70p,91	70	1-2	4-4	39-32	60 / 29	0	
16	02/20/2021	@ DET	L	11-03-02	1-2	21p	86	1-3	2-2	39-27	45 / 72	0	
17	02/22/2021	DAL	W	12-03-02	3-1	5,3,16	3	0-3	1-1	52-25	60 / 35	3510	
18	02/24/2021	DAL	L	12-04-02	0-3		3	0-3	4-4	43-26	35 / 60	3324	
19	02/25/2021	DAL	W	13-04-02	3-2	16,6,77	77	0-1	1-2	35-39	72 / 29	3844	
20	02/27/2021	CAR	O**	13-04-03	3-4	11p,77,70	88	1-4	1-3	31-33	47 / 72	4281	
21	03/01/2021	CAR	O*	13-04-04	2-3	77,27	88	0-3	2-3	46-31	39 / 60	3817	
22	03/04/2021	@ NSH	W	14-04-04	5-4	23,19,11,5p,5p	5	2-4	2-2	38-35	72 / 35	0	
23	03/06/2021	@ NSH	W	15-04-04	6-2	5,11,55,55,77,55p	55	1-4	1-2	32-30	72 / 35	0	
24	03/07/2021	@ CAR	L	15-05-04	2-4	52,19	20	0-5	4-5	23-26	47 / 60	2924	
25	03/09/2021	@ CBJ	W	16-05-04	4-2	83,70p,74p,23	74	2-4	3-3	33-40	72 / 70	3448	
26	03/11/2021	@ CBJ	W*	17-05-04	5-4	70,94,74,16p,77	77	1-3	2-3	32-32	72 / 90	3739	
27	03/13/2021	CHI	W	18-05-04	4-2	16,23,77,16	77	0-2	4-4	35-32	72 / 32	4721	
28	03/15/2021	CHI	W	19-05-04	6-3	74p,5p,42,16s,23,21	16	2-3	4-4	36-29	72 / 32	4512	
29	03/18/2021	NSH	L	19-06-04	1-2	11	19	0-3	3-3	41-27	74 / 72	4559	
30	03/20/2021	NSH	W	20-06-04	2-0	16,91	16	0-5	3-3	49-21	60 / 74	4358	
31	03/21/2021	@ TBL	L	20-07-04	3-5	23,42p,70p	9	2-5	4-5	32-24	35 / 72	3800	
32	03/23/2021	@ CHI	L	20-08-04	2-3	6,21p	34	1-2	2-3	35-32	32 / 60	0	
33	03/25/2021	@ CHI	L	20-09-04	0-3		88	0-6	2-3	41-21	32 / 72	0	
34	03/27/2021	@ DAL	W*	21-09-04	4-3	23,23p,23s,5	5	1-3	3-3	28-34	72 / 35	4209	
35	03/28/2021	@ DAL	W	22-09-04	4-1	11,91,11p,74	91	1-4	2-3	23-34	60 / 29	4026	
36	03/30/2021	DET	W	23-09-04	4-1	11,23,10,23	23	0-4	3-4	33-36	72 / 31	4321	
37	04/01/2021	DET	W*	24-09-04	3-2	55,77p,21	21	1-4	2-2	36-27	60 / 29	4359	
38	04/03/2021	CBJ	W	25-09-04	5-2	52,21,21,77,21	21	0-4	1-1	39-46	72 / 90	4375	
39	04/04/2021	CBJ	W	26-09-04	3-0	16,77,42	16	0-1	3-3	35-32	60 / 70	4069	
40	04/06/2021	@ CAR	L	26-10-04	2-5	16,16	11	0-2	2-4	36-36	34 / 72	4987	
41	04/08/2021	@ CAR	L	26-11-04	0-3		20	0-4	3-4	24-22	39 / 60	4987	
42	04/10/2021	@ DAL	L	26-12-04	1-4	16p	38	1-4	2-3	21-20	35 / 72	4165	
43	04/13/2021	@ DAL	W*	27-12-04	3-2	16,7,77p	77	1-4	3-3	31-26	60 / 35	4199	
44	04/15/2021	@ TBL	O*	27-12-05	2-3	70,91	77	0-3	1-2	38-19	88 / 60	3800	
45	04/17/2021	@ TBL	W	28-12-05	5-3	62,70p,11,77,91	77	1-3	2-2	32-31	72 / 88	3800	
46	04/19/2021	CBJ	W	29-12-05	4-2	77,9,77	7	0-2	2-2	39-36	72 / 90	4041	
47	04/20/2021	CBJ	W	30-12-05	5-1	16,9,9,94,11	9	0-2	0-1	33-34	30 / 70	4132	
48	04/22/2021	CAR	L	30-13-05	2-4	16,16p	20	1-9	2-3	34-29	39 / 72	4683	



#	DATE	TEAM	W-L-OT	RECORD	GF-GA	SCORERS	W GOAL	PP	PK	SF-SA	W-L GLTDR.	ATTEND
49	04/24/2021	CAR	W*	31-13-05	4-3	52,42,21s,16	16	0-4	4-5	36-19	60 / 39	4838
50	04/26/2021	@ NSH	L	31-14-05	1-4	9	21	0-2	1-2	40-27	74 / 60	0
51	04/27/2021	@ NSH	W	32-14-05	7-4	16p,91p,16,74,77,11p,11	77	3-5	2-2	55-30	30 / 74	0
52	04/29/2021	@ CHI	W*	33-14-05	4-3	21p,91,62,9	9	1-4	2-2	39-27	30 / 32	0
53	05/01/2021	@ CHI	W	34-14-05	5-4	91,97,16,91,74	74	0-1	2-4	42-35	72 / 32	0
54	05/03/2021	DAL	W*	35-14-05	5-4	11,97,52,42,16p	16	1-4	1-2	43-29	30 / 29	4702
55	05/08/2021	TBL	W	36-14-05	5-1	21,9p,21,11,21	9	1-6	5-5	35-29	72 / 88	5040
56	05/10/2021	TBL	W	37-14-05	4-0	52,83s,23,21	52	0-5	5-5	30-30	60 / 88	5040





DATE	OPP.	YANDLE	EKBLAD	STRALMAN	GUDAS	KIERSTED	BENNETT	HUBERDEAU
Jan 17	Vs CHI	1-0,3/2 15:56	1-0,4/1 25:12	0-1,2/0 17:59	0-1,4/2 15:11			1-2,1/2 14:56
Jan 19	Vs CHI	0-2,1/0 17:26	0-1,3/0 27:42	0-0,0/0 19:47	0-0,0/0 14:39			0-1,1/0 16:08
Jan 26	@ CBJ	0-0,2/-1 17:29	0-1,4/-1 27:39	0-0,0/0 24:02	0-0,0/1 16:14			0-0,1/-1 16:53
Jan 28	@ CBJ	0-0,2/0 14:39	0-0,1/1 26:56	0-1,1/1 23:12	0-0,3/-1 15:18			0-0,2/-1 17:29
Jan 30	@ DET	1-0,3/0 17:11	0-1,1/0 26:17	0-0,1/-1 21:35	0-0,1/0 16:46			0-1,0/-1 18:33
Jan 31	@ DET	0-2,1/0 16:31	1-0,3/-2 21:09	0-0,2/1 21:34	0-0,1/0 19:17			0-2,2/1 16:17
Feb 4	Vs NSH	0-1,1/1 18:36	1-0,3/-1 26:44	0-0,1/-2 20:41	0-0,3/2 17:51			3-2,3/2 14:55
Feb 5	Vs NSH	0-0,5/0 19:31	0-0,1/1 22:16	0-0,1/0 21:53	0-0,1/0 20:09			0-0,2/-1 17:19
Feb 7	Vs DET	0-0,1/-2 20:15	0-0,5/0 21:18	0-1,0/-1 19:37	0-0,2/-1 18:54			0-0,0/-2 19:06
Feb 9	Vs DET	0-0,1/0 17:42	0-1,2/0 24:19	0-0,2/0 19:38	0-0,1/1 19:33			0-2,0/0 12:27
Feb 11	Vs TBL	0-1,1/2 16:45	1-1(W),1/2 23:13	0-0,1/0 22:28	0-0,2/2 15:59			0-1,1/1 16:39
Feb 13	Vs TBL	0-0,2/0 21:40	0-0,3/-1 25:21	0-0,0/-3 19:07	0-0,0/0 15:05			0-0,1/-2 18:25
Feb 15	@ TBL	0-0,2/-3 17:38	0-0,3/0 25:32	1-1,2/2 23:47	0-1,0/1 16:42			1-1,2/2 16:12
Feb 17	@ CAR	0-1,0/0 16:03	0-0,4/0 26:05	0-0,2/1 22:11	0-0,2/0 14:40			2-1(W),3/1 17:03
Feb 19	@ DET	0-3,1/2 18:52	1-0,2/3 22:06	0-1,0/1 18:16	0-0,3/0 20:30			0-2,1/2 12:38
Feb 20	@ DET	0-0,5/0 21:55	0-0,5/-2 26:52	0-0,2/0 17:49	0-0,2/0 15:58			0-0,1/-1 20:45
Feb 22	Vs DAL	1-0(W),4/1 18:21	1-0,3/2 25:52	0-0,2/0 15:36	0-0,6/0 19:00			0-1,4/1 19:55
Feb 24	Vs DAL	0-0,4/-1 24:27	0-0,4/-3 26:30	0-0,2/0 20:14	0-0,1/0 19:22			0-0,1/-1 16:30
Feb 25	Vs DAL	0-0,2/-1 12:46	0-0,3/1 27:43	1-0,1/2 21:36	DNP			0-0,0/1 19:28
Feb 27	Vs CAR	0-0,3/-1 18:07	0-0,2/0 25:27	0-1,1/0 20:44	0-0,2/1 21:44			1-0,3/0 21:59
Mar 1	Vs CAR	0-0,2/0 16:02	0-0,1/-1 25:34	0-0,0/-1 19:44	0-0,3/2 18:46			0-0,5/0 17:55
Mar 4	@ NSH	0-1,1/-1 18:20	2-2(W),6/0 24:45	0-0,0/-1 11:52	0-0,3/0 21:53			1-1,3/1 18:37
Mar 6	@ NSH	0-2,3/3 21:23	1-1,4/1 24:59	INJ	0-1,1/2 18:40			1-1,2/2 17:17
Mar 7	@ CAR	0-0,2/-2 22:19	0-0,0/0 24:39	INJ	0-0,2/-1 19:59			0-1,2/-1 18:16
Mar 9	@ CBJ	0-0,1/1 16:14	0-1,1/1 23:27	INJ	0-0,1/-1 21:40			0-1,1/-2 13:58
Mar 11	@ CBJ	0-1,1/0 16:40	0-1,2/0 29:59	INJ	0-1,1/0 19:24			0-2,5/-1 22:27
Mar 13	Vs CHI	0-0,0/-2 20:30	0-0,2/2 21:18	0-0,0/-2 17:33	0-1,2/2 19:02			0-0,2/-1 16:10
Mar 15	Vs CHI	0-1,1/0 16:55	1-0,3/1 24:45	0-0,0/-1 15:46	0-0,1/0 18:52			0-2,2/1 16:20
Mar 18	Vs NSH	0-0,1/-1 18:30	0-0,3/0 27:35	0-0,2/-1 13:05	0-0,2/0 17:51			1-0,3/0 21:10
Mar 20	Vs NSH	0-0,4/0 17:42	0-0,5/1 29:55	0-0,2/0 15:26	0-0,0/1 12:57			0-0,8/0 17:58
Mar 21	@ TBL	0-1,1/-2 18:30	0-0,2/-2 27:04	0-0,2/0 17:12	0-0,1/-1 14:18			0-0,2/-2 17:50
Mar 23	@ CHI	0-0,0/0 17:19	0-0,5/-1 25:26	1-0,1/1 17:31	0-0,1/-1 17:05			0-1,5/-2 16:39
Mar 25	@ CHI	0-0,2/-1 19:40	0-0,7/-1 26:13	0-0,0/0 14:18	0-0,2/0 14:27			0-0,4/-2 21:39
Mar 27	@ DAL	0-0,2/-1 09:21	1-0(W),2/2 27:43	MIN	0-0,2/-1 19:28			0-1,2/0 20:42
Mar 28	@ DAL	0-1,2/0 14:45	0-1,1/1 10:36	MIN	0-0,2/0 22:40			2-1,4/2 22:27
Mar 30	Vs DET	0-0,2/0 18:51	INJ	0-0,0/2 17:01	0-0,1/0 16:48			1-0,1/2 23:54
Apr 1	Vs DET	0-1,3/1 16:15	INJ	0-0,2/-1 18:04	0-0,1/-1 16:20			0-1,3/-1 21:19
Apr 3	Vs CBJ	0-0,0/-1 15:20	INJ	DNP	0-0,1/0 18:33	0-0,0/0 12:47		0-0,1/0 21:30
Apr 4	Vs CBJ	0-0,1/0 11:15	INJ	0-0,1/0 21:14	0-0,2/1 15:49	0-0,2/1 16:27		0-0,1/0 18:26
Apr 6	@ CAR	0-0,0/0 05:50	INJ	0-0,0/-1 17:41	0-0,2/-1 21:21	0-0,1/-1 21:03		0-0,1/-1 16:33
Apr 8	@ CAR	0-0,4/0 19:38	INJ	DNP	0-0,2/-1 20:00	0-0,1/-1 14:46		0-0,1/-1 18:39
Apr 10	@ DAL	0-0,0/0 15:55	INJ	0-0,0/0 17:38	0-0,0/-2 16:16	0-0,1/-1 14:50		0-0,2/-2 16:19
Apr 13	@ DAL	0-1,5/1 19:09	INJ	0-0,1/0 18:01	1-0,2/0 15:41	DNP		0-1,3/2 23:19
Apr 15	@ TBL	0-0,2/-1 18:02	INJ	DNP	0-0,1/-1 14:06	DNP		0-1,1/0 18:27
Apr 17	@ TBL	0-0,2/-1 12:09	INJ	DNP	0-1,0/0 17:28	DNP	0-2,1/3 15:40	1-0,1/3 18:46
Apr 19	Vs CBJ	0-0,1/1 15:12	INJ	0-0,2/0 18:28	1-0(W),1/2 17:23	DNP	1-0,4/1 10:37	0-1,1/2 19:09
Apr 20	Vs CBJ	0-0,1/0 17:57	INJ	0-0,0/3 16:26	0-1,0/0 17:31	0-0,1/0 14:40	2-0(W),4/3 19:03	1-2,4/3 20:20
Apr 22	Vs CAR	0-1,6/-2 21:56	INJ	DNP	0-0,1/-1 13:10	DNP	0-0,1/-1 21:12	0-1,4/-2 20:05
Apr 24	Vs CAR	0-0,0/1 12:40	INJ	DNP	0-0,1/-1 14:36	DNP	0-1,6/1 22:17	0-2,1/3 21:25
Apr 26	@ NSH	0-0,2/-2 15:56	INJ	DNP	0-0,4/-1 16:39	DNP	1-0,5/1 17:21	0-0,1/1 17:30
Apr 27	@ NSH	0-1,6/0 19:58	INJ	DNP	DNP	0-0,0/-2 11:39	0-3,3/2 20:19	2-3,6/2 19:57
Apr 29	@ CHI	0-0,2/-1 16:48	INJ	DNP	0-0,0/-2 19:25	DNP	1-0(W),8/1 21:08	0-1,4/0 19:30
May 1	@ CHI	0-0,3/1 15:25	INJ	DNP	0-1,1/0 17:13	DNP	0-2,4/0 16:23	0-0,1/0 15:26
May 3	Vs DAL	0-2,2/1 17:55	INJ	DNP	0-0,1/1 14:47	DNP	INJ	1-0,2/1 20:44
May 8	Vs TBL	0-0,2/0 19:13	INJ	DNP	0-0,5/1 17:38	DNP	1-1(W),3/1 16:35	1-1,4/2 18:14
May 10	Vs TBL	0-1,2/1 14:08	INJ	0-0,2/0 21:19	0-1,0/2 18:07	DNP	INJ	INJ

# PLAYER GAME BY GAME

DATE	OPP.	DENISENKO	BARKOV	MARCHMENT	HEPONIEMI	WENNBERG	VERHAEGHE	KEEPER
Jan 17	Vs CHI		0-1,3/1 21:10			0-0,1/0 15:57	0-1,1/1 16:25	
Jan 19	Vs CHI		0-2,5/2 20:08			0-1,2/1 17:55	2-0,4/2 19:41	
Jan 26	@ CBJ		1-0,8/-1 23:45			0-1,1/1 21:45	1-1,4/1 19:00	
Jan 28	@ CBJ		0-0,3/1 22:17			0-0,2/-1 16:41	1-0,3/1 21:07	
Jan 30	@ DET		1-1,5/-1 23:38		1-0(W),1/1 09:30	0-0,1/-1 17:11	0-0,0/-1 16:04	
Jan 31	@ DET		0-1,0/0 21:39		0-0,2/0 08:55	0-0,1/0 15:44	1-0(W),1/1 14:14	
Feb 4	Vs NSH		1-1,3/-1 21:37		0-0,0/-1 09:57	0-0,2/1 17:11	0-0,0/-1 17:22	
Feb 5	Vs NSH		1-1,6/2 20:59		MIN	0-0,1/-1 13:24	1-1(W),2/2 19:07	
Feb 7	Vs DET		0-0,4/-1 20:24	0-0,0/-1 07:56	MIN	1-0,1/0 13:49	0-0,3/-2 18:43	
Feb 9	Vs DET		0-0,1/0 19:11	MIN	MIN	1-0,2/0 16:21	0-0,0/0 16:39	
Feb 11	Vs TBL		0-1,2/1 19:16	MIN	MIN	1-1,1/2 17:02	1-0,5/2 18:44	
Feb 13	Vs TBL		0-0,3/-2 17:58	MIN	MIN	0-0,2/-2 19:41	0-0,4/-2 16:00	
Feb 15	@ TBL		1-1(W),2/1 19:32	MIN	MIN	0-0,0/2 20:54	0-2,1/1 16:31	
Feb 17	@ CAR		0-1,3/0 20:40	MIN	MIN	1-0,1/0 17:44	0-0,2/-1 18:06	
Feb 19	@ DET		1-2,4/3 14:18	MIN	MIN	0-1,0/2 18:29	0-1,2/3 12:56	
Feb 20	@ DET		0-0,3/0 21:56	MIN	MIN	1-0,3/-1 17:19	0-0,2/0 16:33	
Feb 22	Vs DAL		1-0,5/2 20:45	MIN	MIN	0-0,1/0 18:23	0-0,0/1 16:18	
Feb 24	Vs DAL		0-0,5/-2 22:05	MIN	MIN	0-0,1/-2 14:54	0-0,4/-2 14:46	
Feb 25	Vs DAL		1-0,5/1 21:24	0-1,3/1 08:51	MIN	0-1,1/1 18:08	0-1,4/1 20:30	
Feb 27	Vs CAR		0-1,3/0 24:21	0-1,0/2 12:52	MIN	0-0,3/0 18:38	0-0,2/-1 19:24	
Mar 1	Vs CAR		0-1,4/1 21:52	0-1,1/1 12:57	MIN	0-0,2/0 20:07	0-1,5/1 18:24	
Mar 4	@ NSH		0-3,4/0 22:51	1-0,2/-2 13:23	MIN	0-0,1/1 15:18	1-0,3/0 19:30	
Mar 6	@ NSH	0-0,2/0 12:59	0-1,3/0 20:42	0-0,0/0 14:16	MIN	0-0,1/2 15:47	0-0,1/0 16:05	
Mar 7	@ CAR	0-0,0/-1 08:06	0-1,1/0 21:58	1-0,2/0 13:53	MIN	0-0,0/-1 18:57	0-0,2/0 17:27	
Mar 9	@ CBJ	MIN	0-0,2/1 19:08	0-0,4/0 16:45	MIN	0-1,1/-2 14:40	1-0,4/1 16:20	
Mar 11	@ CBJ	MIN	1-0,3/-1 22:32	0-1,2/-1 15:21	MIN	0-0,1/0 18:24	0-1,1/2 16:49	
Mar 13	Vs CHI	MIN	2-1,5/3 25:08	0-0,0/0 12:47	MIN	0-0,0/-1 14:55	1-1,3/3 17:06	
Mar 15	Vs CHI	MIN	1-2(W),5/1 21:26	0-0,3/1 13:14	MIN	1-1,3/1 15:28	1-1,2/0 13:13	
Mar 18	Vs NSH	MIN	0-0,5/-1 18:28	0-0,0/-1 13:38	MIN	0-0,2/0 17:15	0-0,1/-1 15:55	
Mar 20	Vs NSH	MIN	1-0(W),5/2 22:30	0-0,1/0 12:02	MIN	0-0,1/0 16:34	0-1,5/2 14:48	
Mar 21	@ TBL	MIN	0-2,2/-1 24:06	0-0,3/1 12:31	MIN	0-1,2/-1 18:31	1-0,2/0 15:30	
Mar 23	@ CHI	MIN	INJ	0-0,2/1 18:46	MIN	1-0,1/-2 19:37	0-0,2/0 15:07	
Mar 25	@ CHI	MIN	INJ	0-0,3/0 15:48	MIN	0-0,1/-1 21:58	0-0,2/0 16:56	
Mar 27	@ DAL	MIN	INJ	0-0,0/-1 13:25	MIN	0-0,0/-1 20:00	3-1,4/3 24:08	
Mar 28	@ DAL	MIN	INJ	0-0,1/0 11:49	MIN	0-0,1/2 21:31	0-0,1/0 19:59	
Mar 30	Vs DET	MIN	INJ	0-1,2/2 14:20	MIN	0-0,2/2 20:50	2-0(W),6/2 20:44	
Apr 1	Vs DET	MIN	INJ	0-0,1/1 20:23	MIN	1-0(W),1/0 22:26	0-2,2/1 24:19	
Apr 3	Vs CBJ	MIN	0-1,2/0 19:50	0-0,2/1 18:11	MIN	3-0(W),4/3 22:28	0-1,2/1 18:50	
Apr 4	Vs CBJ	MIN	1-1(W),5/2 17:46	0-0,4/1 16:18	MIN	0-0,0/0 19:53	0-0,2/2 16:30	
Apr 6	@ CAR	MIN	2-0,4/-1 21:02	0-1,3/1 19:13	MIN	0-0,5/-2 20:27	0-2,2/1 20:12	
Apr 8	@ CAR	MIN	0-0,4/0 23:07	0-0,1/-1 16:40	MIN	0-0,0/-1 16:14	0-0,6/-1 19:48	0-0,0/0 09:28
Apr 10	@ DAL	MIN	1-0,4/0 22:52	0-0,1/-1 21:42	MIN	0-0,1/-2 18:13	0-0,4/0 20:41	MIN
Apr 13	@ DAL	MIN	1-0,2/2 24:51	0-0,1/0 11:43	MIN	0-0,2/-2 20:09	INJ	MIN
Apr 15	@ TBL	MIN	0-0,6/-2 20:50	0-0,1/-1 13:59	MIN	0-1,1/1 16:28	INJ	MIN
Apr 17	@ TBL	MIN	0-1,4/0 21:46	0-0,2/0 15:29	MIN	0-0,0/0 17:30	INJ	MIN
Apr 19	Vs CBJ	MIN	0-0,5/-1 21:49	0-0,4/-1 16:42	MIN	0-1,0/1 14:45	INJ	MIN
Apr 20	Vs CBJ	MIN	1-0,1/1 17:39	0-1,0/1 05:12	MIN	0-0,2/1 19:03	INJ	MIN
Apr 22	Vs CAR	MIN	2-0,6/-1 25:24	INJ	MIN	0-0,1/-2 20:40	INJ	MIN
Apr 24	Vs CAR	MIN	1-0(W),3/1 23:55	INJ	MIN	1-0,3/1 18:35	INJ	MIN
Apr 26	@ NSH	MIN	0-0,1/-1 19:50	INJ	MIN	0-0,3/0 18:11	INJ	MIN
Apr 27	@ NSH	0-0,1/-2 12:38	2-1,6/-2 20:49	INJ	0-1,3/1 12:31	0-1,3/1 17:56	INJ	MIN
Apr 29	@ CHI	0-1,0/0 10:44	0-0,1/0 21:20	INJ	0-0,1/1 12:45	1-1,3/1 19:34	INJ	MIN
May 1	@ CHI	0-1,1/3 12:54	1-1,1/3 15:36	INJ	0-0,3/-1 12:39	0-0,0/-1 17:31	INJ	MIN
May 3	Vs DAL	0-2,0/0 13:10	1-1(W),5/-1 17:52	0-0,1/-1 11:57	0-0,1/-1 13:29	0-0,2/2 18:58	INJ	MIN
May 8	Vs TBL	DNP	0-1,2/0 17:25	0-0,0/0 11:50	0-0,1/1 13:21	3-0,3/3 21:21	INJ	MIN
May 10	Vs TBL	0-0,2/1 13:04	0-1,2/1 15:25	0-1,0/1 12:36	0-0,3/0 17:01	1-0,2/1 19:57	1-0,1/1 16:01	MIN



DATE	OPP.	LUOSTARINEN	FORSLING	CONNAUTON	WEEGAR	ACCIARI	JUULSEN	MONTOUR
Jan 17	Vs CHI	1-1(W),2/2 13:28	0-0,0/0 21:31		0-0,2/1 22:47	0-0,1/0 14:38		
Jan 19	Vs CHI	0-0,1/-2 13:31	DNP		0-1,1/1 24:30	0-0,0/0 15:16		
Jan 26	@ CBJ	0-0,0/-1 11:18	0-0,2/1 17:19		0-1,3/0 22:56	0-0,0/2 17:12		
Jan 28	@ CBJ	1-0,2/1 17:49	0-0,1/0 06:56		0-0,2/0 25:01	0-0,1/0 14:58		
Jan 30	@ DET	0-0,0/0 15:28	INJ		0-0,3/0 24:42	0-0,0/0 13:58		
Jan 31	@ DET	0-0,1/-1 15:15	INJ		0-0,2/-2 22:13	0-0,3/0 18:16		
Feb 4	Vs NSH	0-0,1/0 16:44	INJ		0-0,1/0 23:12	0-0,1/-1 15:02		
Feb 5	Vs NSH	0-0,2/0 16:40	INJ		0-1,3/1 19:59	0-0,1/0 11:21	0-0,2/0 14:20	
Feb 7	Vs DET	0-0,1/-1 18:02	INJ		0-0,3/-1 20:11	0-0,0/-1 10:39	0-0,1/-1 16:55	
Feb 9	Vs DET	0-0,0/0 16:23	INJ		0-0,1/-1 23:40	0-0,4/0 17:36	DNP	
Feb 11	Vs TBL	0-1,1/1 11:46	INJ		0-1,1/2 22:11	0-0,0/0 13:52	DNP	
Feb 13	Vs TBL	0-1,1/-1 11:46	INJ		0-0,1/-2 20:24	0-0,3/0 12:34	DNP	
Feb 15	@ TBL	0-1,0/-1 14:33	INJ		0-1,0/3 29:29	INJ	0-0,0/-1 05:51	
Feb 17	@ CAR	0-0,0/0 14:37	0-0,3/1 17:23		0-0,4/-1 23:51	INJ	DNP	
Feb 19	@ DET	0-0,3/0 15:54	0-0,2/0 18:50		1-1,1/2 21:01	INJ	DNP	
Feb 20	@ DET	0-0,1/0 16:58	0-0,2/0 18:02		0-0,1/-2 18:04	INJ	DNP	
Feb 22	Vs DAL	0-0,1/0 12:51	0-0,5/-1 20:01		0-1,1/2 20:15	INJ	DNP	
Feb 24	Vs DAL	0-0,0/-1 18:29	0-0,3/-1 06:38		0-0,4/-1 22:36	INJ	DNP	
Feb 25	Vs DAL	0-1,1/0 13:50	INJ	0-0,0/2 20:26	0-1,2/1 25:56	INJ	0-0,2/-1 10:46	
Feb 27	Vs CAR	0-0,1/2 17:32	INJ	0-1,2/1 14:21	0-1,1/1 21:54	INJ	DNP	
Mar 1	Vs CAR	1-0,5/-1 14:12	INJ	0-0,2/2 14:14	0-0,1/-1 24:11	0-0,1/0 11:28	INJ	
Mar 4	@ NSH	0-0,2/-2 13:36	0-0,0/-1 20:53	DNP	0-0,3/1 21:20	0-0,1/-1 14:42	INJ	
Mar 6	@ NSH	0-0,0/0 13:41	0-0,5/0 20:54	0-0,0/1 13:39	0-0,0/1 19:42	3-0(W),5/2 12:37	NJ	
Mar 7	@ CAR	0-0,1/-1 12:10	0-0,3/1 19:40	0-0,0/-1 12:21	1-0,2/1 17:57	0-1,0/1 15:45	INJ	
Mar 9	@ CBJ	0-0,2/0 15:38	0-1,3/-2 21:56	MIN	0-2,0/1 23:16	0-0,4/1 15:36	INJ	
Mar 11	@ CBJ	0-0,0/1 15:55	0-1,0/0 20:41	MIN	0-1,1/0 23:23	0-1,1/0 12:37	INJ	
Mar 13	Vs CHI	0-0,0/0 12:47	0-0,2/2 19:37	MIN	0-2,3/2 20:43	0-0,2/0 15:44	INJ	
Mar 15	Vs CHI	0-0,1/0 14:21	1-1,2/1 21:51	MIN	0-1,3/1 21:13	0-1,2/0 16:28	INJ	
Mar 18	Vs NSH	0-0,0/0 10:53	0-0,2/-1 19:13	MIN	0-1,2/1 22:06	0-0,2/0 17:36	INJ	
Mar 20	Vs NSH	0-0,0/0 12:42	0-0,3/0 20:42	MIN	0-1,3/2 21:36	0-0,0/0 13:43	INJ	
Mar 21	@ TBL	0-0,0/0 12:36	1-0,2/0 19:42	MIN	0-0,1/-1 22:35	0-0,1/-2 14:24	INJ	
Mar 23	@ CHI	MIN	0-0,2/0 19:36	MIN	0-0,1/-1 23:05	0-2,3/1 19:48	INJ	
Mar 25	@ CHI	0-0,0/-1 10:24	0-0,1/0 17:15	MIN	0-0,0/-1 15:17	0-0,2/-1 19:22	INJ	
Mar 27	@ DAL	0-0,0/-2 07:57	0-0,3/-1 22:24	MIN	0-0,1/1 25:33	0-2,3/2 22:35	INJ	
Mar 28	@ DAL	0-0,0/0 11:34	0-0,0/2 25:34	MIN	0-0,2/1 20:21	0-0,1/0 17:23	INJ	
Mar 30	Vs DET	0-0,0/2 13:39	0-1,2/2 21:27	MIN	0-0,3/2 20:38	0-0,2/0 20:12	INJ	
Apr 1	Vs DET	0-0,0/0 12:07	0-1,1/1 22:25	MIN	0-0,2/0 22:29	1-0,5/1 21:53	INJ	
Apr 3	Vs CBJ	0-0,0/-1 10:40	0-1,5/3 19:11	MIN	1-1,2/4 20:28	0-0,4/1 17:00	INJ	
Apr 4	Vs CBJ	0-0,0/0 11:21	1-0,2/2 23:46	MIN	0-2,2/2 24:43	0-0,0/1 18:37	INJ	
Apr 6	@ CAR	0-0,2/0 08:19	0-0,1/1 20:51	MIN	0-1,4/1 22:08	0-0,3/0 19:08	INJ	
Apr 8	@ CAR	0-0,0/-1 08:29	0-0,1/-1 19:16	MIN	0-0,0/0 20:29	0-0,1/-2 16:33	INJ	
Apr 10	@ DAL	0-0,1/-1 10:47	0-0,4/-1 18:54	0-0,0/-1 13:21	0-0,1/-1 17:22	0-0,0/0 11:02	INJ	
Apr 13	@ DAL	0-0,0/-1 02:34	0-1,2/0 23:45	MIN	0-1,1/-1 25:17	0-0,0/-1 11:09	INJ	
Apr 15	@ TBL	DNP	0-0,0/0 22:31	MIN	0-0,3/-1 24:28	0-0,1/0 13:25	DNP	0-0,0/2 17:59
Apr 17	@ TBL	DNP	0-0,2/-1 25:23	MIN	0-0,0/-1 25:58	INJ	DNP	1-0,3/3 18:38
Apr 19	Vs CBJ	DNP	0-1,1/2 21:44	MIN	INJ	INJ	DNP	0-0,1/0 22:50
Apr 20	Vs CBJ	DNP	0-0,1/2 14:30	MIN	INJ	INJ	DNP	0-0,3/2 19:48
Apr 22	Vs CAR	0-0,1/0 08:50	0-0,2/1 20:16	MIN	0-0,3/1 20:33	INJ	DNP	0-0,0/-1 17:13
Apr 24	Vs CAR	0-0,0/-1 09:55	1-0,3/0 23:34	MIN	1-3,4/3 23:00	INJ	DNP	0-0,2/0 21:31
Apr 26	@ NSH	DNP	0-0,3/-1 19:35	MIN	0-0,2/-1 18:42	0-0,1/-2 11:09	DNP	0-0,3/0 23:57
Apr 27	@ NSH	DNP	0-0,4/2 21:33	MIN	0-1,2/2 22:15	DNP	DNP	0-0,3/-1 19:08
Apr 29	@ CHI	DNP	0-0,2/-1 24:12	MIN	0-2,2/1 24:41	0-0,2/-2 13:14	DNP	1-1,2/1 19:59
May 1	@ CHI	DNP	0-2,4/2 20:50	MIN	0-0,4/2 21:58	0-0,2/1 14:16	DNP	0-0,2/0 22:28
May 3	Vs DAL	DNP	1-0,5/0 20:56	MIN	1-1,3/0 21:30	0-0,4/1 13:42	DNP	0-1,2/0 23:50
May 8	Vs TBL	DNP	0-2,2/1 20:41	MIN	0-1,1/1 22:55	0-0,1/-1 14:38	DNP	0-0,1/2 16:30
May 10	Vs TBL	DNP	0-0,1/2 15:35	0-0,1/0 11:08	1-0(W),2/3 17:32	DNP	DNP	INJ

DATE	OPP.	NUTIVAARA	HORNQVIST	WALLMARK	TIPPETT	VATRANO	LAMMIKKO	DUCLAIR
Jan 17	Vs CHI		1-1,3/2 14:09		0-0,1/0 11:42	0-0,4/0 14:34		0-0,1/1 16:25
Jan 19	Vs CHI		2-0,2/0 14:12		0-0,1/-2 12:33	1-0(W),3/0 15:03		0-2,6/2 16:18
Jan 26	@ CBJ		1-0,3/0 13:55		0-0,0/-1 07:02	0-0,2/0 12:15		0-2,1/1 18:01
Jan 28	@ CBJ	0-1,0/1 12:29	0-0,5/-1 15:30		MIN	0-0,4/1 14:18		0-1,2/1 19:26
Jan 30	@ DET	0-0,0/-2 16:16	0-1,5/-1 16:18		0-0,1/0 10:36	0-0,1/0 10:19	0-0,1/0 09:00	0-1,2/0 16:58
Jan 31	@ DET	0-1,1/1 15:43	1-0,3/0 16:24		0-0,2/-1 08:00	0-0,3/-1 15:30	0-0,1/-1 10:12	0-0,1/0 17:14
Feb 4	Vs NSH	0-1,0/-1 16:13	0-1,6/0 14:56		MIN	0-0,6/0 15:49	0-0,1/-1 10:36	0-0,4/-1 14:31
Feb 5	Vs NSH	DNP	0-0,2/-1 18:46		0-1,2/1 11:07	0-0,0/0 14:59	0-0,1/0 08:46	0-0,4/1 18:14
Feb 7	Vs DET	DNP	0-0,4/-1 17:10		0-0,2/0 16:11	0-1,5/1 14:51	0-0,0/-1 07:16	0-0,5/-1 17:15
Feb 9	Vs DET	0-0,3/0 15:36	1-1(W),2/0 14:31		0-0,2/0 11:47	0-0,0/0 12:23	DNP	0-0,0/0 16:15
Feb 11	Vs TBL	0-0,1/0 19:38	0-1,3/1 16:02		0-1,1/1 11:34	1-0,3/1 12:43	0-0,0/0 09:51	DNP
Feb 13	Vs TBL	0-0,2/-2 17:41	0-0,4/-1 18:02		0-0,1/-1 10:59	1-0,2/0 15:37	DNP	0-0,3/-1 14:47
Feb 15	@ TBL	INJ	0-1,1/2 18:02		1-0,1/-1 10:29	1-0,1/0 12:45	0-0,0/-1 10:39	1-0,3/0 14:17
Feb 17	@ CAR	INJ	0-1,3/0 16:01		0-0,1/0 09:55	0-0,4/0 13:26	1-0,1/1 13:04	0-0,2/-1 16:53
Feb 19	@ DET	INJ	2-0(W),3/2 12:04		0-0,1/-1 12:57	0-0,4/-1 15:28	1-0,3/-1 17:13	1-1,4/2 13:44
Feb 20	@ DET	INJ	0-0,4/-1 20:37		0-0,1/0 09:35	0-1,2/0 15:14	0-0,0/-1 07:22	0-1,3/0 15:57
Feb 22	Vs DAL	INJ	0-0,7/0 18:04		DNP	0-0,3/0 13:32	0-0,2/0 10:41	0-0,4/2 15:14
Feb 24	Vs DAL	INJ	0-0,5/-1 16:40		DNP	0-0,4/0 14:05	0-0,1/0 10:27	0-0,2/-1 12:10
Feb 25	Vs DAL	INJ	0-1,2/1 16:03		MIN	1-0(W),3/0 14:32	0-0,3/0 09:30	0-0,2/1 13:58
Feb 27	Vs CAR	INJ	1-1,2/1 18:29		MIN	1-0,3/1 18:26	0-0,0/0 08:47	0-0,0/0 12:01
Mar 1	Vs CAR	INJ	0-0,6/0 18:23		0-0,0/0 10:33	1-0,5/0 18:22	0-0,2/0 07:35	INJ
Mar 4	@ NSH	INJ	0-1,4/1 17:35		MIN	0-0,5/0 18:25	0-0,0/0 07:59	INJ
Mar 6	@ NSH	INJ	0-1,2/2 16:11		MIN	1-1,1/1 17:19	0-0,0/2 11:00	INJ
Mar 7	@ CAR	INJ	0-0,2/-2 18:00		MIN	0-0,2/0 13:16	0-0,1/1 11:30	INJ
Mar 9	@ CBJ	0-0,0/0 12:15	1-0,3/-1 13:33		1-0(W),3/0 12:45	0-0,1/0 11:21	1-0,1/1 12:09	INJ
Mar 11	@ CBJ	0-0,1/1 12:41	1-0,3/0 18:13		1-0,3/1 11:53	1-0(W),5/1 11:35	0-0,0/0 08:42	INJ
Mar 13	Vs CHI	DNP	0-0,2/-1 15:43		0-1,3/0 11:05	1-0(W),3/0 10:24	0-0,2/0 08:11	0-2,4/3 12:28
Mar 15	Vs CHI	DNP	0-1,3/1 14:42		1-0,2/0 12:54	0-0,3/0 12:34	0-0,0/-1 11:12	0-0,0/-2 08:57
Mar 18	Vs NSH	DNP	0-1,4/0 18:54		0-0,3/0 13:16	0-0,3/0 12:40	0-0,3/0 09:27	0-0,3/0 09:46
Mar 20	Vs NSH	DNP	0-0,4/0 16:19		0-0,1/0 10:33	0-0,2/0 09:24	DNP	1-1,4/2 16:28
Mar 21	@ TBL	DNP	1-0,4/-2 18:24		0-0,3/0 09:45	0-1,0/0 10:31	DNP	0-0,3/-2 11:25
Mar 23	@ CHI	DNP	0-0,4/-2 16:47		0-1,2/1 10:18	0-0,1/0 12:40	0-0,0/0 09:04	0-0,2/0 15:46
Mar 25	@ CHI	0-0,1/-1 11:02	0-0,1/0 17:23		0-0,9/-1 12:06	0-0,4/0 14:49	DNP	0-0,1/0 16:48
Mar 27	@ DAL	0-0,1/-1 12:02	INJ		0-1,1/-1 12:21	0-0,2/-1 14:37	0-0,1/0 13:15	0-0,2/0 18:58
Mar 28	@ DAL	0-0,1/0 13:05	INJ		1-0,1/1 12:09	0-0,1/0 12:34	0-0,0/0 13:20	1-0(W),5/1 15:45
Mar 30	Vs DET	0-0,0/0 08:46	INJ		0-1,2/0 10:59	0-0,3/0 14:25	0-0,3/0 12:54	0-1,0/1 09:25
Apr 1	Vs DET	0-0,2/-1 09:11	INJ		0-0,1/-1 12:15	1-1,6/0 14:30	0-0,2/-1 11:58	INJ
Apr 3	Vs CBJ	0-0,2/-2 15:56	0-1,5/2 18:30		0-1,1/1 10:05	1-1,6/2 15:48	0-0,1/-1 12:00	INJ
Apr 4	Vs CBJ	DNP	0-1,5/1 16:39		0-0,2/0 11:27	1-0,4/1 14:55	0-0,2/1 12:53	INJ
Apr 6	@ CAR	DNP	0-0,2/-1 14:17		0-0,1/-2 06:49	0-0,3/0 15:02	0-0,1/0 14:13	INJ
Apr 8	@ CAR	0-0,0/-1 12:50	0-0,2/0 17:26		DNP	0-0,1/0 16:05	0-0,0/0 08:40	INJ
Apr 10	@ DAL	DNP	0-1,0/-2 19:08		DNP	0-0,2/0 16:06	0-0,0/-1 12:46	INJ
Apr 13	@ DAL	0-1,1/0 19:17	0-0,2/0 19:06		0-0,1/0 10:14	1-0(W),4/-1 18:41	0-0,1/0 13:46	0-1,2/1 18:28
Apr 15	@ TBL	0-2,4/2 19:27	1-0,8/1 18:24	0-0,1/1 13:37	0-0,1/0 10:44	0-0,1/1 14:55	0-0,1/0 10:27	1-0,3/1 13:42
Apr 17	@ TBL	0-1,3/2 16:08	1-0,2/-1 15:19	0-0,0/-2 10:24	0-0,2/-1 09:26	1-0(W),2/0 11:50	0-0,2/-2 11:07	1-0,3/3 15:53
Apr 19	Vs CBJ	0-0,4/-1 20:48	0-1,1/1 15:06	0-0,0/0 10:23	0-0,1/0 09:44	2-0,7/1 11:44	0-0,1/1 14:09	0-2,2/2 15:51
Apr 20	Vs CBJ	0-1,4/3 17:06	DNP	DNP	0-0,0/0 19:52	0-1,3/1 17:58	0-0,1/0 13:50	0-3,2/3 18:45
Apr 22	Vs CAR	0-0,0/0 11:10	0-1,5/-1 22:26	DNP	0-0,2/0 10:46	0-0,1/-1 16:07	0-0,1/0 08:51	0-0,0/0 13:40
Apr 24	Vs CAR	0-0,1/0 16:53	0-0,2/-1 16:05	DNP	0-0,0/-1 06:59	0-0,6/0 17:00	0-0,0/-1 09:05	0-1,2/3 18:22
Apr 26	@ NSH	0-1,1/1 23:18	INJ	0-0,0/-1 07:41	0-0,5/-1 09:57	0-0,2/-1 17:15	0-0,0/-1 07:47	0-1,2/1 18:19
Apr 27	@ NSH	0-0,4/-1 21:09	INJ	DNP	1-1,8/2 14:10	1-0(W),2/1 14:42	0-0,0/-1 08:09	1-0,3/-2 19:46
Apr 29	@ CHI	0-1,2/1 15:16	INJ	DNP	0-0,4/0 14:11	0-0,4/0 16:19	0-0,0/-2 10:11	1-0,2/1 18:23
May 1	@ CHI	0-0,2/1 20:34	INJ	DNP	1-0(W),2/0 13:56	0-0,2/-1 13:40	DNP	2-1,3/3 17:16
May 3	Vs DAL	0-0,0/0 19:49	INJ	DNP	0-2,2/1 15:34	0-0,1/-1 18:00	DNP	0-0,3/0 17:39
May 8	Vs TBL	0-0,2/1 16:12	INJ	DNP	0-1,3/1 10:56	0-1,2/2 17:34	DNP	0-0,0/1 15:06
May 10	Vs TBL	0-0,2/0 20:45	INJ	DNP	0-0,0/0 14:30	0-0,1/1 13:59	1-1,3/2 17:00	0-1,4/1 17:52



DATE	OPP.	LOMBERG	GUSEV	KNIGHT	MONTEMBEAULT	DRIEDGER	BOBROVSKY	DESROSIER
JAN 17	VS CHI	0-0,1/0 11:27			DNP	2/30 W 60:00	DNP	
JAN 19	VS CHI	DNP			MIN	DNP	4/36 W 62:50	
JAN 26	@ CBJ	DNP			MIN	DNP	3/22 W 62:43	
JAN 28	@ CBJ	DNP			MIN	2/31 O 65:00	DNP	
JAN 30	@ DET	MIN			MIN	DNP	2/27 W 62:40	
JAN 31	@ DET	MIN			MIN	2/34 W 59:29	DNP	
FEB 4	VS NSH	MIN			MIN	DNP	6/41 O 64:00	
FEB 5	VS NSH	MIN			MIN	1/25 W 60:00	DNP	
FEB 7	VS DET	MIN			MIN	3/38 L 59:28	DNP	
FEB 9	VS DET	0-0,1/0 10:14			MIN	DNP	1/32 W 60:00	
FEB 11	VS TBL	0-0,2/0 10:02			MIN	DNP	2/21 W 60:00	
FEB 13	VS TBL	0-0,1/0 08:08			MIN	DNP	6/28 L 60:00	
FEB 15	@ TBL	0-0,0/-1 09:25			MIN	4/31 W 59:43	DNP	
FEB 17	@ CAR	0-1,2/1 12:34			MIN	3/35 W 62:29	DNP	
FEB 19	@ DET	0-0,4/0 14:01			MIN	2/32 W 60:00	DNP	
FEB 20	@ DET	0-0,1/-1 05:39			MIN	DNP	2/27 L 58:00	
FEB 22	VS DAL	0-0,2/0 10:43			MIN	1/25 W 59:43	DNP	
FEB 24	VS DAL	0-0,0/0 11:24			MIN	2/25 L 59:20	DNP	
FEB 25	VS DAL	0-0,1/0 08:28			MIN	DNP	2/39 W 60:00	
FEB 27	VS CAR	0-0,3/0 08:21			MIN	DNP	3/33 O 64:46	
MAR 1	VS CAR	0-0,1/-1 08:26			MIN	3/31 O 61:59	DNP	
MAR 4	@ NSH	0-0,0/0 08:06			MIN	DNP	4/35 W 60:00	
MAR 6	@ NSH	0-0,2/1 10:46			MIN	DNP	2/30 W 59:56	
MAR 7	@ CAR	0-0,1/1 08:09			MIN	4/26 L 57:24	DNP	
MAR 9	@ CBJ	0-0,1/1 13:20			MIN	DNP	2/40 W 59:54	
MAR 11	@ CBJ	1-0,2/0 06:07			MIN	DNP	4/32 W 61:53	
MAR 13	VS CHI	DNP			MIN	DNP	2/32 W 60:00	
MAR 15	VS CHI	DNP			MIN	DNP	3/29 W 59:54	
MAR 18	VS NSH	DNP			MIN	DNP	2/27 L 58:23	
MAR 20	VS NSH	0-0,1/0 11:18			MIN	0/21 W 59:29	DNP	
MAR 21	@ TBL	0-0,1/-1 06:42			MIN	DNP	4/23 L 57:33	
MAR 23	@ CHI	DNP			MIN	3/32 L 58:24	DNP	
MAR 25	@ CHI	DNP			MIN	DNP	2/20 L 58:07	
MAR 27	@ DAL	DNP			MIN	DNP	3/34 W 64:31	
MAR 28	@ DAL	DNP			MIN	1/34 W 59:40	DNP	
MAR 30	VS DET	DNP			MIN	DNP	1/36 W 60:00	
APR 1	VS DET	0-0,2/0 07:46			MIN	2/27 W 61:25	DNP	
APR 3	VS CBJ	DNP			MIN	DNP	2/46 W 59:24	
APR 4	VS CBJ	DNP			MIN	0/32 W 60:00	DNP	
APR 6	@ CAR	DNP			MIN	DNP	3/34 L 59:00	
APR 8	@ CAR	0-0,0/0 11:56			MIN	2/21 L 59:22	DNP	
APR 10	@ DAL	0-0,0/0 12:09			MIN	DNP	4/20 L 59:37	
APR 13	@ DAL	0-0,1/-1 08:01			MIN	2/26 W 63:09	DNP	
APR 15	@ TBL	DNP	0-0,3/-1 17:54		MIN	3/19 O 60:48	DNP	
APR 17	@ TBL	DNP	0-1,3/0 17:27		MIN	DNP	3/31 W 59:39	
APR 19	VS CBJ	DNP	0-0,3/-1 19:36	DNP	MIN	DND	2/36 W 60:00	
APR 20	VS CBJ	1-0,3/1 09:16	0-1,3/1 20:43	1/34 W 60:00	MIN	DNP	DND	
APR 22	VS CAR	0-0,0/-1 05:22	0-1,0/0 18:04	DNP	MIN	INJ	3/28 L 58:43	
APR 24	VS CAR	0-0,1/-1 02:58	0-0,1/0 14:43	DND	MIN	3/19 W 59:58	DNP	
APR 26	@ NSH	0-0,2/-1 15:05	0-0,3/0 17:15	DND	MIN	2/16 L 34:46	2/11 24:55	
APR 27	@ NSH	0-0,0/-1 08:59	0-0,1/-1 10:22	0/9 W 20:00	MIN	INJ	4/21 40:00	
APR 29	@ CHI	0-0,0/-1 10:48	DNP	3/27 W 64:04	MIN	INJ	DNP	
MAY 1	@ CHI	0-1,3/1 13:43	1-0,4/1 12:19	DNP	MIN	INJ	4/35 W 60:00	
MAY 3	VS DAL	0-0,4/1 13:20	1-0,5/1 13:04	4/29 W 62:50	MIN	INJ	DND	DNP
MAY 8	VS TBL	0-0,2/-1 05:31	0-0,1/0 12:50	DNP	MIN	DNP	1/29 W 60:00	MIN
MAY 10	VS TBL	0-0,2/2 12:11	MIN	DNP	MIN	0/30 W 60:00	DND	MIN

## INDIVIDUAL GOAL-SCORING BREAKDOWN

Player	1st	2nd	3rd	OT	1A	2A	EV	SH	PP	GWG	H	R	Total	Record
Acciari	1	2	1		7		3		1	1	1	3	4	2-0-0
Barkov	7	11	6	2	25	7	18	1	7	6	14	12	26	18-3-1
Bobrovsky														
Bennett	2	3		1	4	5	5		1	3	4	2	6	5-1-0
Connauton						1								
Connolly	1		1		2		2				2		2	2-0-0
Driedger					1	1								
Denisenko					1	3								
Duclair	2	3	5		14	8	9		1	1	1	9	10	8-0-1
Ekblad	1	8	1	1	5	6	5		6	3	5	6	11	9-0-1
Forsling		3	2		8	4	4		1		4	1	5	4-1-0
Gudas		2			2	7	2			1	1	1	2	2-0-0
Gusev	1	1			1	2	2				1	1	2	2-0-0
Heponiemi				1		1				1		1	1	1-0-0
Hinostroza														
Hornqvist	4	4	6		8	9	6		8	2	5	9	14	9-1-2
Huberdeau	9	6	4	1	22	19	15		5	1	10	10	20	12-1-2
Juulsen														
Knight														
Lammikko	2	1	1			1	3	1			2	2	4	4-0-0
Lomborg		1	1		2		2				1	1	2	2-0-0
Luostarinen			3			5	3			1	2	1	3	1-0-2
Marchment	1		1		5	3	2					2	2	1-1-0
Montour	1		1		2		2					2	2	2-0-0
Nutivaara					3	7								
Stillman														
Stralman		1	2		2	3	3				1	2	3	2-1-0
Tippett	1	2	4		8	3	5		2	2	1	6	7	7-0-0

## INDIVIDUAL MULTI-POINT STATISTICS

Player	Number of Times	Most Recent	Point Totals	Season-High
Acciari	3	March 27 at DAL	0-2-2	3 (3-0-3), March 6 at NSH
Barkov	16	May 3 at DAL	1-1-2	3 [5X], Last: (2-1-3), April 27 at NSH
Bennett	5	May 8 vs. TBL	1-1-2	3 (0-3-3), April 27 at NSH
Duclair	8	May 1 at CHI	2-1-3	3 [2X] Last: (2-1-3), May 1 at CHI
Denisenko	1	May 3 vs. DAL	0-2-2	2 (0-2-2), May 3 at DAL
Ekblad	3	March 6 at NSH	1-1-2	4 (2-2-4), March 4 at NSH
Forsling	3	May 8 vs. TBL	0-2-2	2 [3X], Last: (0-2-2), May 8 vs. TBL
Hornqvist	5	Feb. 27 vs. CAR	1-1-2	2 [5X], Last: (1-1-2), Feb. 27 vs. CAR
Huberdeau	16	May 8 vs. TBL	1-1-2	5 [2X], Last: (2-3-5), April 27 at NSH
Lammikko	1	May 10 vs. TBL	1-1-2	2 (1-1-2), May 10 vs. TBL
Luostarinen	1	Jan. 17 vs. CHI	1-1-2	2 (1-1-2), Jan. 17 vs. CHI
Montour	1	April 29 at CHI	1-1-2	2 (1-1-2), April 29 at CHI
Nutivaara	1	April 15 at TBL	0-2-2	2 (0-2-2), April 15 at TBL
Stralman	1	Feb. 15 at TBL	1-1-2	2 (1-1-2), Feb. 15 at TBL
Tippett	2	May 3 at DAL	0-2-2	2 [2X], Last: (0-2-2), May 3 at DAL
Vatranso	4	April 19 vs. CBJ	2-0-2	2 [4X], Last: (2-0-2), April 19 vs. CBJ



## INDIVIDUAL MULTI-GOAL STATISTICS

Player	Number of Times	Most Recent	Goal Totals	Season-High
Acciari	1	March 6 at NSH	3	3, March 6 at NSH
Barkov	4	April 27 at NSH	2	2 [4X], Last: April 27 at NSH
Bennett	1	April 20 vs. CBJ	2	2, April 20 vs. CBJ
Duclair	1	May 1 at CHI	2	2, May 1 at CHI
Ekblad	1	March 4 at NSH	2	2, March 4 at NSH
Hornqvist	2	Feb. 19 at DET	2	2 [2X], Last: Feb. 19 at DET
Huberdeau	4	April 27 at NSH	2	3, Feb. 4 vs. NSH
Vatrano	1	April 19 vs. CBJ	2	2, April 19 vs. CBJ
Verhaeghe	3	March 30 vs. DET	2	3, March 27 at DAL
Wennberg	2	May 8 vs. TBL	3	3 [2X], Last: May 8 vs. TBL

## INDIVIDUAL MULTI-ASSIST STATISTICS

Player	Number of Times	Most Recent	Assist Totals	Season-High
Acciari	2	March 27 at DAL	2	2 [2X], Last: March 27 at DAL
Barkov	5	March 21 at TBL	2	3, March 4 at NSH
Bennett	3	May 1 at CHI	2	3, April 27 at NSH
Duclair	5	April 20 vs. CBJ	3	3, April 20 vs. CBJ
Denisenko	1	May 3 at DAL	2	2, May 3 at DAL
Ekblad	1	March 4 at NSH	2	2, March 4 at NSH
Forsling	2	May 8 vs. TBL	2	2 [2X], Last: May 8 vs. TBL
Huberdeau	10	April 27 at NSH	3	3, April 27 at NSH
Nutivaara	1	April 15 at TBL	2	2, April 15 at TBL
Tippett	1	May 3 at DAL	2	2, May 3 at DAL
Verhaeghe	3	April 6 at CAR	2	2 [3X], Last: April 6 at CAR
Weegar	5	April 29 at CHI	2	3, April 24 vs. CAR
Yandle	5	May 3 at DAL	2	3, Feb. 19 at DET



## INDIVIDUAL GOAL STREAKS

Player	Longest Streak	Dates of Streak	Goal Totals
Barkov	3 Games [2X]	Last: April 20 – April 24	4
Bennett	2 games	April 19 – April 20	3
Ekblad	2 Games [2X]	Last: March 4 – March 6	2
Duclair	3 Games	Last: April 27 – May 1	3
Gusev	2 Games	May 1 – May 3	2
Hornqvist	3 Games	Jan. 17 – Jan. 26	4
Huberdeau	2 Games [4X]	Last: May 3 – May 8	2
Lammikko	2 Games	Feb. 17 – Feb. 19	2
Tippett	2 Games	March 9 – March 11	2
Vatrano	3 Games [3X]	Last: April 1 – April 4	3
Verhaeghe	3 Games	Jan. 19 – Jan. 28	4

## INDIVIDUAL ASSIST STREAKS

Player	Longest Streak	Dates of Streak	Assist Totals
Barkov	5 Games	Feb. 27 – March 7	7
Denisenko	3 Games	April 29 – May 3	4
Duclair	4 Games	Jan. 19 – Jan. 30	6
Ekblad	2 Games [4X]	Last: March 9 – March 11	2
Forsling	3 Games	March 30 – April 3	3
Gudas	2 Games	March 11 – March 13	2
Gusev	2 Games	April 20 – April 22	2
Hornqvist	2 Games [6X]	Last: April 3 – April 4	2
Huberdeau	5 Games	March 4 – March 11	6
Luostarinen	3 Games	Feb. 11 – Feb. 15	3
Marchment	3 Games	Feb. 25 – March 1	3
Nutivaara	3 Games	April 13 – April 17	4
Tippett	2 Games	May 3 – May 8	3
Vatrano	2 Games	April 1 – April 3	2
Verhaeghe	3 Games	March 11 – March 15	3
Weegar	6 Games	March 9 – March 20	8
Wennberg	2 Games [2X]	Last: April 27 – April 29	2
Yandle	2 Games [3X]	Last: March 4 – March 6	3





## INDIVIDUAL POINT STREAKS

Player	Longest Streak	Dates of Streak	Point Totals
Acciari	2 Games	March 6 – March 7	(3-1-4)
Barkov	6 Games	Feb. 25 – March 7	(1-7-8)
Bennett	5 Games	April 24 – May 1	(2-6-8)
Connolly	2 Games	Feb. 11 – Feb. 13	(1-1-2)
Denisenko	3 Games	April 29 – May 3	(0-4-4)
Duclair	5 Games [2X]	April 24 – May 1	(4-3-7)
Ekblad	3 Games [2X]	Last: Jan. 30 – Feb. 4	(2-1-3)
Forsling	4 Games	March 30 – April 4	(1-3-4)
Gudas	3 Games	April 17 – April 20	(1-2-3)
Gusev	2 Games [2X]	Last: May 1 – May 3	(2-0-2)
Hornqvist	3 Games [4X]	Last: April 15 – April 19	(2-1-3)
Huberdeau	7 Games	April 13 – April 24	(2-8-10)
Lammikko	2 Games	Feb. 17 – Feb. 19	(2-0-2)
Luostarinen	3 Games	Feb. 11- Feb. 15	(0-3-3)
Marchment	4 Games	Feb. 25 – March 4	(1-3-4)
Nutivaara	3 Games	April 13 – April 17	(0-4-4)
Stralman	2 Games	Feb. 25 – Feb. 27	(1-1-2)
Tippett	4 Games	March 9 – March 15	(3-1-4)
Vatranso	3 Games [4X]	Last: April 17 – April 20	(3-1-4)
Verhaeghe	4 Games [2X]	Last: March 9 – March 15	(3-3-6)



<b>Sep. 24:</b>	F Patric Hornqvist acquired from PIT in exchange for D Mike Matheson and F Colton Sceviour
<b>Oct. 2:</b>	2020 4th round pick acquired from OTT in exchange for D Josh Brown
<b>Oct. 8:</b>	D Markus Nutivaara acquired from CBJ in exchange for F Cliff Pu
<b>Oct. 9:</b>	D Radko Gudas signed to a 3-year contract, F Carter Verhaeghe signed to a 2-year contract, F Ryan Lomberg signed to a 2-year contract, F Alex Wennberg signed to a 1-year contract, F Vinnie Hinostroza signed to a 1-year contract
<b>Oct. 14:</b>	G Philippe Desrosiers re-signed to a 1-year, 2-way contract
<b>Oct. 21:</b>	F Scott Wilson signed to a 1-year, 2-way contract
<b>Nov. 3:</b>	F Mason Marchment re-signed to a 1-year, 2-way contract
<b>Nov. 6:</b>	D MacKenzie Weegar re-signed to a 3-year contract
<b>Nov. 24:</b>	F Juho Lammikko signed to a 1-year, 2-way contract
<b>Dec. 17:</b>	F Anthony Duclair signed to a 1-year contract
<b>Dec. 22:</b>	G Sam Montembeault re-signed to a 1-year, 2-way contract
<b>Dec. 27:</b>	D Kevin Connauton signed to a professional tryout
<b>Jan. 9:</b>	D Gustav Forsling claimed off waivers from CAR
<b>Jan. 11:</b>	D Noah Juulsen claimed off waivers from MTL
<b>Jan. 13:</b>	D Kevin Connauton signed to a 1-year, 2-way contract, F Grigori Denisenko, D Chase Priskie, F Cole Schwindt, F Scott Wilson loaned to Syracuse (AHL)
<b>Jan. 18:</b>	D Noah Juulsen added to active roster
<b>Jan. 19:</b>	G Sergei Bobrovsky added to active roster, G Sam Montembeault loaned to FLA Taxi Squad
<b>Jan. 20:</b>	D Riley Stillman loaned to FLA Taxi Squad, G Sam Montembeault assigned to Syracuse (AHL)
<b>Jan. 22:</b>	F Juho Lammikko added to active roster
<b>Jan. 23:</b>	D Brady Keeper and D Riley Stillman assigned from FLA Taxi Squad to Syracuse (AHL)
<b>Jan. 28:</b>	D Markus Nutivaara added to active roster, F Owen Tippett assigned to FLA Taxi Squad
<b>Jan. 30:</b>	F Aleks Heponiemi, F Owen Tippett added to active roster, F Ryan Lomberg assigned to FLA Taxi Squad, D Gustav Forsling placed on IR
<b>Feb. 3:</b>	F Owen Tippett assigned to FLA Taxi Squad
<b>Feb. 5:</b>	F Aleks Heponiemi loaned to Syracuse (AHL), F Owen Tippett recalled from FLA Taxi Squad
<b>Feb. 7:</b>	F Scott Wilson reassigned to FLA Taxi Squad from Syracuse (AHL), F Mason Marchment recalled from FLA Taxi Squad
<b>Feb. 8:</b>	F Mason Marchment assigned to FLA Taxi Squad
<b>Feb. 9:</b>	F Ryan Lomberg added to active roster from FLA Taxi Squad
<b>Feb. 17:</b>	D Gustav Forsling activated from IR, F Noel Acciari placed on IR
<b>Feb. 22:</b>	D Riley Stillman reassigned from SYR (AHL) to FLA Taxi Squad, F Scott Wilson reassigned to SYR (AHL)
<b>Feb. 24:</b>	D Max Gildon reassigned from SYR (AHL) to BAK (AHL), D Tommy Cross assigned to PRO (AHL)
<b>Feb. 25:</b>	F Mason Marchment, D Kevin Connauton recalled from FLA Taxi Squad, F Owen Tippett loaned to FLA Taxi Squad, F Grigori Denisenko reassigned from SYR (AHL) to FLA Taxi Squad, D Markus Nutivaara placed on IR.
<b>March 1:</b>	F Owen Tippett, D Riley Stillman recalled from FLA Taxi Squad, F Brett Connolly loaned to FLA Taxi Squad, F Noel Acciari activated from IR, F Anthony Duclair and D Noah Juulsen placed on IR, F Logan Hutsko agreed to terms on a 2-year entry-level contract (starting 2021-22)



<b>March 2:</b>	F Owen Tippett loaned to Taxi Squad
<b>March 6:</b>	F Owen Tippett and F Grigori Denisenko recalled from Taxi Squad, D Riley Stillman loaned to Taxi Squad
<b>March 9:</b>	D Markus Nutivaara activated from IR, F Owen Tippett recalled from Taxi Squad
<b>March 13:</b>	F Anthony Duclair activated from IR, D Riley Stillman loaned to Taxi Squad
<b>March 19:</b>	F Grigori Denisenko reassigned to Syracuse (AHL)
<b>March 23:</b>	F Brett Connolly recalled from FLA Taxi Squad, F Eetu Luostarinen loaned to FLA Taxi Squad
<b>March 27:</b>	F Patric Hornqvist placed on IR, F Brett Connolly, D Riley Stillman recalled from FLA Taxi Squad, D Anton Stralman loaned to FLA Taxi Squad
<b>March 29:</b>	F Aleks Heponiemi reassigned to FLA Taxi Squad from Syracuse (AHL)
<b>March 30:</b>	D Anton Stralman recalled to active roster from FLA Taxi Squad
<b>March 31:</b>	G Spencer Knight signed to a 3-year ELC, D Brady Keeper reassigned from Syracuse (AHL) to FLA Taxi Squad, F Anthony Duclair placed on IR
<b>April 1:</b>	D Matt Kiersted signed to a 2-year ELC
<b>April 2:</b>	F Brad Morrison acquired from CHI in exchange for F Vinnie Hinostroza
<b>April 3:</b>	F Patric Hornqvist activated from IR, D Matt Kiersted recalled from FLA Taxi Squad, G Spencer Knight assigned to FLA Taxi Squad
<b>April 5:</b>	F Mason Marchment re-signed to a 1-year contract extension, D Vladislav Kolyachonok reassigned from Minsk (KHL) to Syracuse (AHL)
<b>April 8:</b>	D Brady Keeper, G Spencer Knight recalled from FLA Taxi Squad   D Lucas Carlsson, F Lucas Wallmark acquired from CHI in exchange for F Brett Connolly, D Riley Stillman, RFA rights F Henrik Borgstrom, 2021 7th rd pick
<b>April 10:</b>	D Brandon Montour acquired from BUF in exchange for 2021 3rd rd pick, D Kevin Connauton recalled from Taxi Squad, D Brady Keeper loaned to Taxi Squad
<b>April 11:</b>	F Nikita Gusev signed to a 1-year contract
<b>April 12:</b>	F Sam Bennett and 2022 6th rd pick acquired from CGY in exchange for F Emil Heineman and a 2022 2nd rd pick
<b>April 13:</b>	F Sam Bennett, F Nikita Gusev added to active roster, F Anthony Duclair activated from IR, F Lucas Wallmark, G Spencer Knight recalled from Taxi Squad, D Kevin Connauton loaned to Taxi Squad
<b>April 15:</b>	D Brandon Montour, D Noah Juulsen activated to active roster
<b>April 17:</b>	F Cole Schwindt, F Scott Wilson reassigned from SYR to Taxi Squad, F Aleks Heponiemi, D Lucas Carlsson, D Brady Keeper reassigned from Taxi Squad to SYR
<b>April 26:</b>	F Grigori Denisenko, F Aleks Heponiemi reassigned from SYR to Taxi Squad
<b>April 27:</b>	F Grigori Denisenko, F Aleks Heponiemi recalled from Taxi Squad to active roster
<b>April 28:</b>	D Brady Keeper, G Sam Montembeault reassigned from SYR (AHL) to Taxi Squad
<b>May 3:</b>	G Philippe Desrosiers recalled from Taxi Squad
<b>May 4:</b>	G Philippe Desrosiers loaned to Taxi Squad
<b>May 10:</b>	D Kevin Connauton recalled from Taxi Squad

PLAYER	INJURY	FIRST GAME MISSED	NUMBER OF GAMES MISSED
Gustav Forsling	Upper-Body	Jan. 30 at DET	9
Noel Acciari	Upper-Body	Feb. 15 at TBL	8
Markus Nutivaara	Upper-Body	Feb. 15 at TBL	12
Gustav Forsling	Lower-Body	Feb. 25 vs. DAL	3
Radko Gudas	Upper-Body	Feb. 25 vs. DAL	1
Noah Juulsen	Upper-Body	March 1 vs. CAR	23
Anthony Duclair	Lower-Body	March 1 vs. CAR	6
Anton Stralman	Lower-Body	March 6 at NSH	4
Aleksander Barkov	Lower-Body	March 23 at CHI	6
Patric Hornqvist	Undisclosed	March 27 at DAL	4
Aaron Ekblad	Lower-Body	March 30 vs. DET	21
Anthony Duclair	Upper-Body	April 1 vs. DET	6
Carter Verhaeghe	Upper-Body	April 13 at DAL	13
Noel Acciari	Upper-Body	April 17 at TBL	5
MacKenzie Weegar	Upper-Body	April 22 vs. CAR	2
Mason Marchment	Upper-Body	April 22 vs. CAR	6
Chris Driedger	Lower-Body	April 22 vs. CAR	1
Patric Hornqvist	Upper-Body	April 26 at NSH	10
Chris Driedger	Lower-Body	April 27 at NSH	5
Sam Bennett	Upper-Body	May 3 vs. DAL	1
Sam Bennett	Upper-Body	May 10 vs. TBL	1
Brandon Montour	Upper-Body	May 10 vs. TBL	1
Jonathan Huberdeau	Upper-Body	May 10 vs. TBL	1

**Total Man Games Lost: 149**



**MAY 10 VS. TBL**

Keith Yandle - 600th NHL Point

**APRIL 24 VS. CAR**

Keith Yandle - 2nd in NHL History for Games Played Streak (915)

**APRIL 20 VS. CBJ**

Spencer Knight - 1st NHL Game/Win  
Anthony Duclair - 100th NHL Assist



**APRIL 17 AT TBL**

Radko Gudas - 100th NHL Assist

**APRIL 3 VS. CBJ**

Jonathan Huberdeau - 3rd-most games in franchise history (574)  
Alex Wennberg - 1st Career Hat Trick  
Matt Kiersted - 1st NHL Game

**APRIL 1 VS. DET**

Jonathan Huberdeau - 4th-most games in franchise history (573)

**MARCH 27 AT DAL**

Keith Yandle - 900th Consecutive NHL Game

**MARCH 20 VS. NSH**

Patric Hornqvist - 800th NHL Game

**MARCH 15 VS. CHI**

Mackenzie Weegar - 200th NHL Game

**MARCH 13 AT CBJ**

Frank Vatrano - 300th NHL Game

**MARCH 11 AT CBJ**

Ryan Lomberg - 1st NHL Goal

**MARCH 7 AT CAR**

Keith Yandle - 1,000th NHL Game



**MARCH 6 AT NSH**

Jonathan Huberdeau - 3rd in Franchise History for Goals (158)  
Patric Hornqvist - 500th NHL Point  
Noel Acciari - 3rd NHL Hat Trick  
Grigori Denisenko - 1st NHL Game

**MARCH 4 AT NSH**

Aaron Ekblad - 1st in Franchise History for PPGs by Defenseman (27)  
Radko Gudas - 500th NHL Game  
Mason Marchment - 1st NHL Goal

**MARCH 1 AT CAR**

Aleksander Barkov - 500th NHL Game

**FEB. 25 VS. DAL**

Keith Yandle - 3rd in NHL History for Games Played Streak (885)

**FEB. 17 AT CAR**

Juho Lammikko - 1st NHL Goal

**FEB. 15 AT TBL**

Aleksander Barkov - 2nd in Franchise History for Points (420)  
Jonathan Huberdeau - 4th in Franchise History for Goals (153)



**FEB. 4 VS. NSH**

Aleksander Barkov - 2nd in Franchise History for Goals (158)  
Jonathan Huberdeau - 1st Career Hat Trick

**JAN. 30 AT DET**

Aleksi Heponiemi - 1st NHL Game/1st NHL Goal

**JAN. 17 VS. CHI**

Eetu Luostarinen - 1st NHL Goal  
Keith Yandle - 100th NHL Goal



## MONTH BY MONTH RECORD

	W-L-OT	POINTS
January:	5-0-1	11
February:	8-4-2	18
March:	10-5-1	21
April:	10-5-1	21
May:	4-0-0	8
Totals:	37-14-5	78

## POWER PLAY

	G	ATT	%
Overall:	39	190	20.5 (15th NHL*)
Home:	14	95	14.7 (28th NHL*)
Road:	25	95	26.3 (2nd NHL*)

## PENALTY KILLING

	PPGA	TS	%
Overall:	34	168	79.8 (17th NHL*)
Home:	17	79	78.5 (20th NHL*)
Road:	17	89	80.9 (14th NHL*)

## PENALTIES

GP	PIM	AVG./RANK
56	568	10:08 (2ND NHL*)

## GOALS BY PERIOD

	1	2	3	OT	T	AVG
Florida Panthers:	50	67	61	10	188	(3.36 avg.)

## GOALS AGAINST BY PERIOD

	1	2	3	OT	T	AVG
Opponents:	42	50	56	3	151	(2.7 avg.)

\*Team Rankings as of May 15, 2021





## RECORD WHEN

A Panthers Player Scores a Goal, Tallies an Assist, Point or Records a Multi-Goal/Point Game



PLAYER	GOAL	ASSIST	POINT	MULTI-GOAL	MULTI-POINT
Acciari	2-0-0	3-2-0	5-2-0	1-0-0	2-1-0
Barkov	19-3-1	21-2-3	29-5-3	2-2-0	12-3-1
Bennett	5-1-0	4-0-0	8-1-0	1-0-0	5-0-0
Connauton	-	0-0-1	0-0-1	-	-
Connolly	2-0-0	1-1-0	3-1-0	-	-
Duclair	8-0-1	13-2-1	18-2-2	1-0-0	9-0-0
Denisenko	-	3-0-0	3-0-0	-	1-0-0
Ekblad	9-0-1	10-0-0	16-0-1	1-0-0	3-0-0
Forsling	4-1-0	10-0-0	13-1-0	-	3-0-0
Gudas	2-0-0	9-0-0	11-0-0	-	-
Gusev	2-0-0	2-1-0	4-1-0	-	-
Heponiemi	1-0-0	1-0-0	2-0-0	-	-
Hornqvist	9-1-2	13-3-2	20-4-3	2-0-0	4-0-1
Huberdeau	12-1-2	25-3-2	28-4-3	3-0-1	15-0-1
Lammikko	4-0-0	1-0-0	4-0-0	-	1-0-0
Lomberg	2-0-0	2-0-0	4-0-0	-	-
Luostarinen	1-0-2	4-1-0	4-1-2	-	1-0-0
Marchment	1-1-0	5-1-2	6-2-2	-	-
Montour	2-0-0	2-0-0	3-0-0	-	1-0-0
Nutivaara	-	5-2-3	5-2-3	-	0-0-1
Stralman	2-1-0	3-1-2	4-2-2	-	1-0-0
Tippett	7-0-0	9-1-0	15-1-0	-	2-0-0
Vatrano	14-1-2	5-3-0	16-3-2	1-0-0	4-0-0
Verhaeghe	12-1-1	13-1-1	20-2-2	3-0-0	8-1-0
Weegar	6-1-0	21-2-1	22-3-1	-	8-0-0
Wennberg	9-3-0	11-1-1	17-4-1	2-0-0	5-0-0
Yandle	3-0-0	15-2-1	18-2-1	-	5-0-0

## RECORD WHEN...

### THE PANTHERS SCORE 0, 1, 2, 3, 4, OR 5 POWER PLAY GOALS

0 PPG	1 PPG	2 PPG	3 PPG	4 PPG	5 PPG
15-9-3	15-4-1	6-1-1	1-0-0	-	-

### THE PANTHERS ALLOW 0, 1, 2, 3, 4, OR 5 POWER PLAY GOALS

0 PPG	1 PPG	2 PPG	3 PPG	4 PPG	5 PPG
24-4-0	10-10-2	3-1-2	-	-	-

### THE PANTHERS PLAY ON THIS DAY OF THE WEEK

SUN	MON	TUE	WED	THU	FRI	SAT
4-3-0	6-1-1	8-2-0	1-1-0	6-4-3	2-0-0	10-3-0

### THE PANTHERS PLAY IN THIS MONTH

JAN	FEB	MARCH	APRIL	MAY
5-0-1	8-4-2	10-5-1	10-5-1	4-0-0



FEAR NO ONE, FLORIDA PANTHERS

# PLAYERS







**POSITION:** Forward  
**SHOOTS:** Right  
**HEIGHT:** 5'10"  
**WEIGHT:** 209  
**BORN:** December 1, 1991  
**BIRTHPLACE:** Johnston, RI  
**DRAFTED:** Undrafted  
**HOW ACQUIRED:** Signed as a free agent on July 1, 2019

#### 2020-21 REG. SEASON

**MOST GOALS/GAME:**  
 3, 3/6 at NSH  
**MOST ASSISTS/GAME:**  
 2 [2X], Last: 3/27 at DAL  
**MOST POINTS/GAME:**  
 3, 3/6 at NSH  
**MOST SHOTS/GAME:**  
 5 [2X], Last: 4/1 vs. DET  
**LONGEST GOAL STREAK:**

-  
**LONGEST ASSIST STREAK:**

-  
**LONGEST POINT STREAK:**

2 Games (3/6-3/7)  
**MULTI-POINT GAMES:**  
 3 - Last: 3/27 at NSH

#### CAREER PLAYOFFS

**MOST GOALS/GAME:**  
 1 [4X], Last: 6/1/19 at STL  
**MOST ASSISTS/GAME:**  
 1 [3X], Last: 5/27/19 vs. STL  
**MOST POINTS/GAME:**  
 2, 4/21/18 vs. TOR  
**MOST SHOTS/GAME:**  
 3 [2X], Last: 6/9/19 at STL  
**LONGEST GOAL STREAK:**  
 -  
**LONGEST ASSIST STREAK:**  
 -  
**LONGEST POINT STREAK:**  
 2 Games (4/23-4/25/19)  
**MULTI-POINT GAMES:**  
 1 - 4/21/18 vs. TOR

#### **2020-21 SEASON RECAP:**

- Led FLA forwards in hits (91), blocked shots (63), and tied for the team lead in shorthanded time on ice per game (2:40)
- Ranked second on FLA with a 52.4 faceoff win percentage
- Registered third career hat trick March 6 at NSH, becoming fourth player in club history to have recorded three hat tricks

#### **CAREER PLAYOFF INFO:**

- Appeared in four postseason games with FLA in 2020 Stanley Cup Qualifiers
- Reached 2019 Stanley Cup Final with BOS, appearing in 19 playoff games and posting 4 points (2-2-4). Played in 35 total playoff games with the Bruins from 2016-17 to 2018-19, recording seven points (4-3-7)

#### **SEASON HIGHLIGHTS:**

- 5 PIM for fighting, May 8 vs. TBL
- Won 88% of faceoffs, season-high five blocked shots, April 15 at TBL
- Two Assists, logged season-high 22:35 TOI, March 27 at DAL
- Two Assists, 77% faceoff win percentage, March 23 at CHI
- Led FLA with four blocked shots, March 18 vs. NSH
- Scored first three goals of the season, 3rd career hat trick, 1st career PPG, March 6 at NSH
- Returned to lineup after missing eight games due to injury, March 4 at NSH
- Led FLA with five hits, Jan. 28 at CBJ
- Led FLA with three blocked shots, 6:45 SH-TOI, +2 rating, Jan. 26 at CBJ
- Made season debut, Jan. 17 vs. CHI

#### **REGULAR SEASON**

#### **PLAYOFFS**

SEASON TEAM	LEAGUE	GP	G	A	P	+/-	PIM	PP	SH	GW	GP	G	A	P	PIM
2020-21 Florida	NHL	41	4	7	11	0	9	1	0	1	-	-	-	-	-
NHL TOTALS		287	42	27	69	-8	110	1	2	8	39	4	3	7	4





**POSITION:** Forward  
**SHOOTS:** Left  
**HEIGHT:** 6'3"  
**WEIGHT:** 215  
**BORN:** September 2, 1995  
**BIRTHPLACE:** Tampere, Finland  
**DRAFTED:** 2013 - 1st Round (2nd overall) by Florida

## 2020-21 REG. SEASON

**MOST GOALS/GAME:**  
 2 [4X], Last: 4/27 at NSH  
**MOST ASSISTS/GAME:**  
 3, 3/4 at NSH  
**MOST POINTS/GAME:**  
 3 [5X], Last: 4/27 at NSH  
**MOST SHOTS/GAME:**  
 8, 1/26 at CBJ  
**LONGEST GOAL STREAK:**  
 3 Games [2X], Last: (4/20-4/24)  
**LONGEST ASSIST STREAK:**  
 5 Games (2/27-3/7)  
**LONGEST POINT STREAK:**  
 6 Games (2/25-3/7)  
**MULTI-POINT GAMES:**  
 16 - Last: 5/3 at DAL

## CAREER PLAYOFFS

**MOST GOALS/GAME:**  
 1 [3X], Last: 8/4/20 at NYI  
**MOST ASSISTS/GAME:**  
 1 [4X], Last: 8/7/20 vs. NYI  
**MOST POINTS/GAME:**  
 1 [7X], Last: 8/7/20 vs. NYI  
**MOST SHOTS/GAME:**  
 9, 4/17/16 at NYI  
**LONGEST GOAL STREAK:**  
 -  
**LONGEST ASSIST STREAK:**  
 2 Games (8/5-8/7/20)  
**LONGEST POINT STREAK:**  
 4 Games (8/1/-8/7/20)  
**MULTI-POINT GAMES:**  
 -

## 2020-21 SEASON RECAP:

- Led FLA in goals (26), even-strength goals (18), even-strength points (38), short-handed goals (1-tied), shots (176), and a career-high 54.9 faceoff win percentage
- Ranked second on FLA in assists (32), points (58), power-play goals (7), power-play points (19), game-winning goals (6), overtime goals (2), takeaways (39), and total time on ice (1,046:52)
- Led FLA forwards in average time on ice per game (20:56)
- Only Panther in club history to post six consecutive 50-point and 20-goal seasons

## CAREER PLAYOFF INFO:

- Registered four points (1-3-4) over four games with Florida in 2020 Stanley Cup Qualifier
- Appeared in six playoff games with Florida in 2015-16, notching three points (2-1-3) against NYI
- 2013 Liiga Silver Medal with Tappara


## SEASON HIGHLIGHTS:

- Sixth career OT GWG, May 3 vs. DAL
- Two goals, three-point game, April 27 at NSH
- Two-goal game, April 22 vs. CAR
- Three-game point streak (3-2-5), April 3-6
- Returned to lineup after missing six games due to injury, recorded assist April 3 vs. CBJ
- Second consecutive three-point game (1-2-3), March 15 vs. CHI
- First multi-goal game of the season (2-1-3), March 13 vs. CHI
- Season-high six-game point streak (1-6-7), Feb. 25 - March 6
- Season-high three assists, March 4 at NSH
- Played in 500th NHL game, March 1 vs. CAR
- Three-point game (1-2-3), Feb. 19 at DET
- Two points (1-1-2), passed O. Jokinen for second in franchise points, Feb. 15 at TBL
- Second consecutive game with a multi-point game (1-1-2), Feb. 5 vs. NSH
- Scored first goal of the season, posted eight shots, Jan. 26 at CBJ

## REGULAR SEASON

## PLAYOFFS

SEASON TEAM	LEAGUE	GP	G	A	P	+/-	PIM	PP	SH	GW	GP	G	A	P	PIM
2020-21 FLORIDA	NHL	50	26	32	58	12	14	7	1	6	-	-	-	-	-
NHL TOTALS		529	181	284	465	44	98	50	7	33	10	3	4	7	4



**POSITION:** Forward  
**SHOOTS:** Left  
**HEIGHT:** 6'1"  
**WEIGHT:** 195  
**BORN:** June 20, 1996  
**BIRTHPLACE:** Holland Landing, ON  
**DRAFTED:** 2014 - 1st round (4th overall) by Calgary  
**HOW ACQUIRED:** Traded with 2022 6th round pick in exchange for Emil Heineman and a 2022 2nd round pick on April 12, 2021

### 2020-21 SEASON RECAP:

- Set club record for most points by a Panther in their first 10 games with the club (6-9-15), recording at least one point in 13 of his last 14 total games played (6-14-20)
- Over his 10 games with FLA (April 17-May 8), he ranked second on FLA in points (15-tied), goals (6-tied), assists (9-tied), even-strength goals (5-tied), and shots (39-tied)

### CAREER PLAYOFF INFO:

- Through 10 games in 2020 Stanley Cup Playoffs, led CGY in goals (5), while tied for first on the club in points (8)
- Led CGY in total playoff goals (11), even-strength points (11) and hits (107) over each of club's last four postseason appearances, while ranking tied for second on the club in points (19) in that span

### SEASON HIGHLIGHTS:

- Notched two points (1-1-2), setting record for most points by a Panther in first 10 games with the club (6-9-15), May 8 vs. TBL
- Two assists, May 1 at CHI
- Scored first career OT GWG, led FLA with eight shots, six hits, April 29 at CHI
- Tied career-high with three assists in a game, April 27 at NSH
- Points in each of his first three games with FLA (3-2-5), April 17-20
- First multi-goal game with FLA (2G), led team with 6 hits, April 20 vs. CBJ
- Scored first goal with FLA, April 19 vs. CBJ
- Made FLA debut, two assists, five hits, April 17 at TBL
- Two assists, April 10 vs. EDM
- 400th NHL Game, April 4 vs. TOR
- Two assists, March 11 vs. MTL
- Scored GWG, Feb. 22 at TOR
- 71% (10/14) on faceoffs, Feb. 27 at OTT
- First goal of the season, Feb. 6 vs. EDM
- First point of the season (assist), Jan. 28 at MTL

### 2020-21 REG. SEASON

**MOST GOALS/GAME:**  
2, 4/20 vs. CBJ  
**MOST ASSISTS/GAME:**  
3, 4/27 at NSH  
**MOST POINTS/GAME:**  
3, 4/27 at NSH  
**MOST SHOTS/GAME:**  
8, 4/29 at CHI  
**LONGEST GOAL STREAK:**  
2 Games (4/19-4/20)  
**LONGEST ASSIST STREAK:**  
5 Games (4/2-4/17)  
**LONGEST POINT STREAK:**  
7 Games (4/2-4/20)  
**MULTI-POINT GAMES:**  
7 - Last: 5/8 vs. TBL

### CAREER PLAYOFFS

**MOST GOALS/GAME:**  
2, 8/16/20 vs. DAL  
**MOST ASSISTS/GAME:**  
2, 4/13/19 vs. COL  
**MOST POINTS/GAME:**  
3, 8/16/20 vs. DAL  
**MOST SHOTS/GAME:**  
5 [4X], Last: 8/20/20 vs. DAL  
**LONGEST GOAL STREAK:**  
2 Games (4/19-4/21/15)  
**LONGEST ASSIST STREAK:**  
2 Games (4/11-4/13/19)  
**LONGEST POINT STREAK:**  
3 Games (4/11-4/15/19)  
**MULTI-POINT GAMES:**  
3 - Last: 8/16/20 vs. DAL

### REGULAR SEASON

### PLAYOFFS

SEASON TEAM	LEAGUE	GP	G	A	P	+/-	PIM	PPG	SHG	GWG	GP	G	A	P	PIM
2020-21 FLORIDA	NHL	10	6	9	15	12	33	1	0	3	-	-	-	-	-
CALGARY	NHL	38	4	8	12	-14	19	0	0	1	-	-	-	-	-
NHL TOTALS		412	73	82	155	-55	352	13	0	9	30	11	8	19	38





**POSITION:** Goaltender  
**CATCHES:** Left  
**HEIGHT:** 6'2"  
**WEIGHT:** 182  
**BORN:** September 20, 1988  
**BIRTHPLACE:** Novokuznetsk, Russia  
**DRAFTED:** Undrafted  
**HOW ACQUIRED:** Signed as a free agent on July 1, 2019

## 2020-21 REG. SEASON

### MOST SHOTS FACED/GAME:

46 - (Last: 4/3 vs. CBJ)

### MOST SAVES/GAME:

44 - (Last: 4/3 vs. CBJ)

### LONGEST WIN STREAK:

6 Games (Last: 3/4-3/15)

### LONGEST POINT STREAK:

8 Games (2/25-3/15)

## CAREER PLAYOFFS

### MOST SHOTS FACED/GAME:

58, 4/15/18 at WSH

### MOST SAVES/GAME:

54, 4/15/18 at WSH

### LONGEST WIN STREAK:

4 Games, 4/10-4/16/19

## 2020-21 SEASON RECAP:

- Led FLA goaltenders in games played (31), wins (19), saves (847), and shorthanded save percentage (.952)
- Posted wins in six consecutive starts from March 4 - March 15
- His 42 wins as a Panther rank sixth all-time among FLA goaltenders

## CAREER PLAYOFF INFO:

- Appeared in all four games for FLA during 2020 Stanley Cup Qualifiers
- Over 10 playoff games with CBJ in 2018-19, he recorded a career-best .925 save percentage and a 6-4 record

## SEASON HIGHLIGHTS:

- Made 28 saves in final win of the regular season (19), May 8 vs. TBL
- Posted 34 saves for second consecutive win, April 19 vs. CBJ
- Three-game win streak, March 27 - April 3
- Posted season-high 44 saves, celebrated 500th game ceremony, April 3 vs. CBJ
- FLA career-best six-game win streak, eight-game point streak (6-0-1), Feb. 25-March 15
- Made season-high 37 saves, earned win, Feb. 25 vs. DAL
- Improved career-best 5-0-1 record to start a season with 19-save win on Feb. 11 vs. TBL
- Earned third consecutive win, making 25 saves, Jan. 30 at DET
- Made 32 saves for first win of the season, Jan. 19 vs. CHI

## REGULAR SEASON

## PLAYOFFS

SEASON	TEAM	LEAGUE	GP	W	L	OT	SO	SA	GA	GAA	SV%	GP	W	L	SA	GA	GAA	SV%
2020-21	FLORIDA	NHL	31	19	8	2	0	935	88	2.91	.906	-	-	-	-	-	-	-
	NHL TOTALS		538	297	180	45	34	15,803	1,321	2.56	.916	38	12	21	1,162	114	3.13	.902



**POSITION:** Defense  
**SHOOTS:** Left  
**HEIGHT:** 6'2"  
**WEIGHT:** 205  
**BORN:** Feb. 23, 1990  
**BIRTHPLACE:** Edmonton, AB  
**DRAFTED:** 2009 - 3rd rd (83rd overall) by Vancouver  
**HOW ACQUIRED:** Signed as a free agent on Jan. 13, 2021

**2020-21 REG. SEASON**

**MOST GOALS/GAME:**

-

**MOST ASSISTS/GAME:**

1, 2/27 vs. CAR

**MOST POINTS/GAME:**

1, 2/27 vs. CAR

**MOST SHOTS/GAME:**

2 [2X], Last: 3/1 vs. CAR

**LONGEST GOAL STREAK:**

-

**LONGEST ASSIST STREAK:**

-

**LONGEST POINT STREAK:**

-

**MULTI-POINT GAMES:**

-

**CAREER PLAYOFFS**

**MOST GOALS/GAME:**

-

**MOST ASSISTS/GAME:**

1, 8/26/20 at DAL

**MOST POINTS/GAME:**

1, 8/26/20 at DAL

**MOST SHOTS/GAME:**

4, 8/24/20 vs. DAL

**LONGEST GOAL STREAK:**

-

**LONGEST ASSIST STREAK:**

-

**LONGEST POINT STREAK:**

-

**MULTI-POINT GAMES:**

-

**2020-21 SEASON RECAP:**

- Appeared in seven games with FLA, logging one assist, 12 hits and three blocked shots
- Averaged 14:13 time on ice per game

**CAREER PLAYOFF INFO:**

- Appeared in four 2020 playoff games with COL, recording one assist
- Played in four games during 2014 playoffs with DAL
- Has played in 20 career AHL playoff games, recording seven points (3-4-7)

**SEASON HIGHLIGHTS:**

- Logged a fighting major, May 10 vs. TBL
- Recorded first point with FLA (assist), Feb. 27 vs. CAR
- Made FLA debut, logging 20:26 TOI, tying for team-lead five hits, Feb. 25 vs. DAL

**REGULAR SEASON**

**PLAYOFFS**

SEASON TEAM	LEAGUE	GP	G	A	P	+/-	PIM	PPG	SHG	GWG	GP	G	A	P	PIM
2020-21 FLORIDA	NHL	6	0	1	1	4	2	0	0	0	-	-	-	-	-
NHL TOTALS		320	27	50	77	8	179	0	0	7	8	0	1	1	22





**POSITION:** Forward  
**SHOOTS:** Left  
**HEIGHT:** 5'11"  
**WEIGHT:** 186  
**BORN:** June 24, 2000  
**BIRTHPLACE:** Novosibirsk, Russia  
**DRAFTED:** 2018 - 1st round (15th overall) by Florida

**2020-21 REG. SEASON**

**MOST GOALS/GAME:**

-

**MOST ASSISTS/GAME:**

2, 5/3 vs. DAL

**MOST POINTS/GAME:**

2, 5/3 vs. DAL

**MOST SHOTS/GAME:**

2 [2X], Last: 5/10 vs. TBL

**LONGEST GOAL STREAK:**

-

**LONGEST ASSIST STREAK:**

3 Games (4/29-5/3)

**LONGEST POINT STREAK:**

3 Games (4/29-5/3)

**MULTI-POINT GAMES:**

1 - 5/3 vs. DAL

**2020-21 SEASON RECAP:**

- Produced four assists, all at even strength, over his first seven NHL games
- Averaged 11:56 time on ice per game with FLA
- Recorded nine points (5-4-9) and 36 shots over 15 games with SYR (AHL), including 2 game-winning goals and 2 power-play goals

**CAREER PLAYOFF INFO:**

- Played in nine career KHL playoff games for Lokomotiv Yaroslavl, registering four points (1-3-4)

**SEASON HIGHLIGHTS:**

- Points in consecutive games (0-4-4), April 29 - May 3
- 1st NHL point, April 29 at CHI
- Made NHL debut, March 6 at NSH
- Posted 9 points (5-4-9) in 15 AHL games with SYR

**CAREER PLAYOFFS**

**MOST GOALS/GAME:**

-

**MOST ASSISTS/GAME:**

-

**MOST POINTS/GAME:**

-

**MOST SHOTS/GAME:**

-

**LONGEST GOAL STREAK:**

-

**LONGEST ASSIST STREAK:**

-

**LONGEST POINT STREAK:**

-

**MULTI-POINT GAMES:**

-

**REGULAR SEASON**

**PLAYOFFS**

SEASON TEAM	LEAGUE	GP	G	A	P	+/-	PIM	PPG	SHG	GWG	GP	G	A	P	PIM
2020-21 FLORIDA	NHL	7	0	4	4	1	2	0	0	0	-	-	-	-	-
NHL TOTALS		7	0	4	4	1	2	0	0	0	-	-	-	-	-



**POSITION:** Goaltender

**CATCHES:** Left

**HEIGHT:** 6'1"

**WEIGHT:** 204

**BORN:** Aug. 16, 1995

**BIRTHPLACE:** Saint-Hyacinthe, QC

**DRAFTED:** 2013 - 2nd round (54th overall) by  
Dallas

**HOW ACQUIRED:** Signed as a free agent on  
July 3, 2019

**2020-21 REG. SEASON**

**MOST SHOTS FACED/GAME:**

-

**MOST SAVES/GAME:**

-

**LONGEST WIN STREAK:**

-

**LONGEST POINT STREAK:**

-

**CAREER PLAYOFFS**

**MOST SHOTS FACED/GAME:**

-

**MOST SAVES/GAME:**

-

**LONGEST WIN STREAK:**

-

**LONGEST POINT STREAK:**

-

**2020-21 SEASON RECAP:**

- FLA Taxi Squad 2020-21

**CAREER PLAYOFF INFO:**

- Won 2015 QMJHL Championship with Rimouski, owned 7-2-1 record, .917 SV%,  
2.34 GAA and two shutouts

**SEASON HIGHLIGHTS:**

- Dressed for NHL game for first time, served as backup, May 3 vs. DAL

**REGULAR SEASON**

**PLAYOFFS**

SEASON	TEAM	LEAGUE	GP	W	L	OT	SO	SA	GA	GAA	SV%	GP	W	L	SA	GA	GAA	SV%
2020-21	FLORIDA	NHL	-	-	-	-	-	-	-	-	-	-	-	-	-	-	-	-
	NHL TOTALS		0	0	0	0	0	0	0	0	0	0	0	0	0	0	0	0





**POSITION:** Goaltender  
**CATCHES:** Left  
**HEIGHT:** 6'4"  
**WEIGHT:** 205  
**BORN:** May 18, 1994  
**BIRTHPLACE:** Winnipeg, MB  
**DRAFTED:** 2012 - 3rd Round (76th overall)  
 by Ottawa  
**HOW ACQUIRED:** Signed as a free agent on  
 Feb. 24, 2019

## 2020-21 REG. SEASON

### MOST SHOTS FACED/GAME:

38, 2/7 vs. DET

### MOST SAVES/GAME:

45, 2/7 vs. DET

### LONGEST WIN STREAK:

4 Games (2/15-2/22)

### LONGEST POINT STREAK:

4 Games [2X], Last: (2/15-2/22)

## CAREER PLAYOFFS

### MOST SHOTS FACED/GAME:

-

### MOST SAVES/GAME:

-

### LONGEST WIN STREAK:

-

### LONGEST POINT STREAK:

-

## 2020-21 SEASON RECAP:

- Set career-bests in games played (23), wins (14) and shutouts (3)
- Led FLA goaltenders in save percentage (.927), even-strength save percentage (.934), goals against average (2.07), and shutouts
- Became eighth goaltender in club history to record at least three shutouts in one season
- As of May 12, his .927 save percentage tied for third-best among NHL goaltenders with at least 20 appearances

## SEASON HIGHLIGHTS:

- Recorded third shutout of season in final regular season game, May 10 vs. TBL
- Recorded assist on OT GWG, April 24 vs. CAR
- Made 32 saves, earned second shutout of season and extended win streak to three games, April 4 vs. CBJ
- Stopped 33 of 34 shots including all 25 at even strength, March 28 at DAL
- Made 21 saves, earned first shutout of season, March 20 vs. NSH
- Four consecutive wins, Feb. 15-22
- Posted 29 saves and stopped 3/4 in first NHL shootout appearance, Jan. 28 at CBJ
- Made 25 saves, first win of the season, Jan. 17 vs. CHI

## REGULAR SEASON

## PLAYOFFS

SEASON	TEAM	LEAGUE	GP	W	L	OT	SO	SA	GA	GAA	SV%	GP	W	L	SA	GA	GAA	SV%
2020-21	FLORIDA	NHL	23	14	6	3	3	640	47	2.07	.927	-	-	-	-	-	-	-
	NHL TOTALS		38	21	9	4	4	1,030	73	2.09	.929	-	-	-	-	-	-	-



**POSITION:** Forward  
**SHOOTS:** Left  
**HEIGHT:** 5'11"  
**WEIGHT:** 197  
**BORN:** Aug. 26, 1995  
**BIRTHPLACE:** Pointe-Claire, QC  
**DRAFTED:** 2013 - 3rd round (80th overall) by New York Rangers  
**HOW ACQUIRED:** Signed as a free agent on Dec. 17, 2020

**2020-21 REG. SEASON**

**MOST GOALS/GAME:**  
 2, 3/1 at CHI  
**MOST ASSISTS/GAME:**  
 3, 4/20 vs. CBJ  
**MOST POINTS/GAME:**  
 3 [2X], Last: 5/1 at CHI  
**MOST SHOTS/GAME:**  
 6, 1/19 vs. CHI  
**LONGEST GOAL STREAK:**  
 3 Games (4/27-5/1)  
**LONGEST ASSIST STREAK:**  
 4 Games (1/19-1/30)  
**LONGEST POINT STREAK:**  
 5 Games [2X], Last: 4/24-5/1  
**MULTI-POINT GAMES:**  
 8 - Last: 5/1 at CHI

**2020-21 SEASON RECAP:**

- Led FLA forwards with a career-high +27 rating, tied for fifth-best in the NHL as of May 11
- Ranked fifth on FLA in assists (22), points (32-tied), and even-strength points (29) over 43 games played
- Finished his season with points in 13 of his last 16 games (7-11-18)

**SEASON HIGHLIGHTS:**

- Five-game point streak (4-3-7), April 24-May 1
- Three-point game (2-1-3), 1st multi-goal game with FLA, reached 10th goal of the season, May 1 at CHI
- Recorded 20th assist of the season, April 26 at NSH
- Seven-game point streak (3-7-10), March 28- April 20
- Three assists, April 20 vs. CBJ
- Returned to lineup after missing six games with injury, posted assist, April 13 at DAL
- Scored his first career penalty shot goal, March 28 at DAL
- Returned to lineup after missing six games with injury, recorded two assists, March 13 vs. CHI
- Scored first goal w/ FLA, Feb. 15 at TBL
- Extended assist streak to four games (6A), Jan. 30 at DET
- Posted second consecutive two-assist game, Jan. 26 at CBJ
- Registered two assists, marking his first points as a Panther, Jan. 19 vs. CHI
- Made FLA debut, Jan. 17 vs. CHI

**CAREER PLAYOFFS**

**MOST GOALS/GAME:**  
 -  
**MOST ASSISTS/GAME:**  
 -  
**MOST POINTS/GAME:**  
 -  
**MOST SHOTS/GAME:**  
 -  
**LONGEST GOAL STREAK:**  
 -  
**LONGEST ASSIST STREAK:**  
 -  
**LONGEST POINT STREAK:**  
 -  
**MULTI-POINT GAMES:**  
 -

**REGULAR SEASON**

**PLAYOFFS**

SEASON TEAM	LEAGUE	GP	G	A	P	+/-	PIM	PPG	SHG	GWG	GP	G	A	P	PIM
2020-21 FLORIDA	NHL	43	10	22	32	27	18	1	0	1	-	-	-	-	-
NHL TOTALS		396	89	105	194	24	133	24	2	11	-	-	-	-	-





**POSITION:** Defense  
**SHOOTS:** Right  
**HEIGHT:** 6'4"  
**WEIGHT:** 215  
**BORN:** February 7, 1996  
**BIRTHPLACE:** Windsor, ON  
**DRAFTED:** 2014 - 1st Round (1st overall) by Florida

**2020-21 REG. SEASON**

**MOST GOALS/GAME:**  
 2, 3/4 at NSH  
**MOST ASSISTS/GAME:**  
 2, 3/4 at NSH  
**MOST POINTS/GAME:**  
 4, 3/4 at NSH  
**MOST SHOTS/GAME:**  
 7, 3/25 at CHI  
**LONGEST GOAL STREAK:**  
 2 Games, 1/31 - 2/4  
**LONGEST ASSIST STREAK:**  
 2 Games [4X], Last: 3/9 - 3/11  
**LONGEST POINT STREAK:**  
 3 Games [2X], Last: 1/30 - 2/4  
**MULTI-POINT GAMES:**  
 3, Last: 3/4 at NSH

**CAREER PLAYOFFS**

**MOST GOALS/GAME:**  
 -  
**MOST ASSISTS/GAME:**  
 1, 4/20/16 at NYI  
**MOST POINTS/GAME:**  
 1, 4/20/16 at NYI  
**MOST SHOTS/GAME:**  
 5 [2X], Last: 4/4/20 at NYI  
**LONGEST GOAL STREAK:**  
 -  
**LONGEST ASSIST STREAK:**  
 -  
**LONGEST POINT STREAK:**  
 -  
**MULTI-POINT GAMES:**  
 -

**2020-21 SEASON RECAP:**

- Suffered season-ending injury, March 28 at DAL, missed Florida's remaining 21 games of regular season
- Produced 22 points (11-11-22) in 35 games
- At time of his last game, ranked tied for first among NHL defensemen in goals, led NHL defensemen in power-play goals (6) and game-winning goals (3)

**CAREER PLAYOFF INFO:**

- Appeared in four games with FLA in 2020 Stanley Cup Qualifiers vs. NYI
- Appeared in six playoff games with FLA in 2015-16, notching one assist (0-1-1) against NYI


**SEASON HIGHLIGHTS:**

- OT GWG, March 27 at DAL
- Scored his 10th goal of the season, March 15 vs. CHI
- Played career-high 29:59 TOI, 151st assist, third-most by FLA D-man, March 11 at CBJ
- Career-high four points (2-2-4), two PPGs, passed R. Svehla (26) for most PPGs by FLA D-man in franchise history, March 4 at NSH
- Scored GWG, (1-1-2), Feb. 11 vs. TBL
- Notched assist on GWG, Feb. 9 vs. DET
- Three-game point streak (1-2-3), Jan. 17-26
- Scored FLA's first goal of the season, led FLA with 24:47 TOI, Jan. 17 vs. CHI

**REGULAR SEASON**

**PLAYOFFS**

SEASON TEAM	LEAGUE	GP	G	A	P	+/-	PIM	PPG	SHG	GWG	GP	G	A	P	PIM
2020-21 FLORIDA	NHL	35	11	11	22	5	33	6	0	3	-	-	-	-	-
NHL TOTALS		493	82	152	234	34	308	29	1	19	10	0	1	1	2



**POSITION:** Defense  
**SHOOTS:** Left  
**HEIGHT:** 6'0"  
**WEIGHT:** 186  
**BORN:** June 12, 1996  
**BIRTHPLACE:** Linköping, Sweden  
**DRAFTED:** 2014 - 5th rd (126th overall) by Vancouver  
**HOW ACQUIRED:** Claimed off waivers from CAR, Jan. 9, 2021

**2020-21 REG. SEASON**

**MOST GOALS/GAME:**  
 1 [5X], Last: 5/3 vs. DAL  
**MOST ASSISTS/GAME:**  
 2 [2X], Last: 5/8 vs. TBL  
**MOST POINTS/GAME:**  
 2 [3X], Last: 5/8 vs. TBL  
**MOST SHOTS/GAME:**  
 5 [4X], Last: 5/3 vs. DAL  
**LONGEST GOAL STREAK:**

-  
**LONGEST ASSIST STREAK:**  
 3 Games (3/30-4/3)  
**LONGEST POINT STREAK:**  
 4 Games (3/30-4/4)  
**MULTI-POINT GAMES:**  
 3 - Last: 5/8 vs. TBL

**CAREER PLAYOFFS**

**MOST GOALS/GAME:**  
 -  
**MOST ASSISTS/GAME:**  
 -  
**MOST POINTS/GAME:**  
 -  
**MOST SHOTS/GAME:**  
 -  
**LONGEST GOAL STREAK:**  
 -  
**LONGEST ASSIST STREAK:**  
 -  
**LONGEST POINT STREAK:**  
 -  
**MULTI-POINT GAMES:**  
 -

**2020-21 SEASON RECAP:**

- Set career-bests in games played (43-tied), goals (5), assists (12), points (17), plus-minus (+17) and shots (94)
- Ranked second among FLA defensemen in plus-minus, even-strength points (13), and short-handed time on ice (107:02)
- Ranked third among FLA d-men in goals, assists, power-play points (4), and even-strength time on ice (730:56)

**CAREER PLAYOFF INFO:**

- Played in 13 career AHL playoff games, posting five points (1-4-5)
- Played in six career SHL playoff games, posting three points (1-2-3)

**SEASON HIGHLIGHTS:**

- Three-game point streak (1-4-5), May 1-8
- Recorded two assists, May 8 vs. TBL
- Points in consecutive games (1-2-3), May 1-3
- Two assists, first multi-assist game with FLA, May 1 at CHI
- Scored career-high fourth goal of the season, April 24 vs. CAR
- Career-high four-game point streak (1-3-4), March 30 - April 4
- Multi-point game, first goal with FLA (1-1-2), March 15 vs. CHI
- Points in consecutive games (0-2-2), March 9-11
- First point with FLA (assist), March 9 at CBJ
- Registered season-high five shots on goal, March 6 at NSH
- Returned to FLA lineup, Feb. 17 at CAR
- Made FLA debut, playing 20:59 TOI, Jan 17 vs. CHI
- Claimed off waivers by FLA from CAR, Jan. 9

**REGULAR SEASON**

**PLAYOFFS**

SEASON TEAM	LEAGUE	GP	G	A	P	+/-	PIM	PPG	SHG	GWG	GP	G	A	P	PIM
2020-21 FLORIDA	NHL	43	5	12	17	17	8	1	0	0	-	-	-	-	-
NHL TOTALS		165	13	31	44	9	50	2	0	1	0	0	0	0	0



**POSITION:** Defense  
**SHOOTS:** Right  
**HEIGHT:** 6'0"  
**WEIGHT:** 208  
**BORN:** June 5, 1990  
**BIRTHPLACE:** Prague, Czech Republic  
**DRAFTED:** 2010 - 3rd rd (66th overall) by Tampa Bay  
**HOW ACQUIRED:** Signed as a free agent on Oct. 9, 2020

**2020-21 REG. SEASON**

**MOST GOALS/GAME:**  
 1 [2X], Last: 4/19 vs. CBJ  
**MOST ASSISTS/GAME:**  
 1 [9X] Last: 5/10 vs. TBL  
**MOST POINTS/GAME:**  
 1 [11X], Last: 5/10 vs. TBL  
**MOST SHOTS/GAME:**  
 6, 2/22 vs. DAL  
**LONGEST GOAL STREAK:**  
 -

**LONGEST ASSIST STREAK:**  
 2 Games (3/11-3/13)  
**LONGEST POINT STREAK:**  
 3 Games (4/17-4/20)  
**MULTI-POINT GAMES:**  
 -

**CAREER PLAYOFFS**

**MOST GOALS/GAME:**  
 -  
**MOST ASSISTS/GAME:**  
 1 [3X], Last: 8/6/20 at PHI  
**MOST POINTS/GAME:**  
 1 [3X], Last: 8/6/20 at PHI  
**MOST SHOTS/GAME:**  
 5, 4/16/16 at WSH  
**LONGEST GOAL STREAK:**  
 -  
**LONGEST ASSIST STREAK:**  
 2 Games (8/3-8/6/20)  
**LONGEST POINT STREAK:**  
 2 Games (8/3-8/6/20)  
**MULTI-POINT GAMES:**  
 -

**2020-21 SEASON RECAP:**

- As of May 12, led all NHL skaters in hits (250), the second-most hits by a Panther in one season since NHL began tracking hits in 2005-06
- Ranked second on FLA in blocked shots (72) and even-strength time on ice (839:42)
- Ranked third among FLA defensemen in time on ice (948:45) and short-handed time on ice (106:17)

**CAREER PLAYOFF INFO:**

- Has played 20 career playoff games
- Registered two assists over five games during 2020 playoffs with WSH
- 2012 AHL Calder Cup Champion with Norfolk Admirals

**SEASON HIGHLIGHTS:**

- Tied his own franchise record for hits in a game (11), May 10 vs. TBL
- Recorded six hits, one assist, May 1 at CHI
- Two-game point streak (1-1-2), April 17-19
- Five hits, 100th NHL assist, April 17 at TBL
- Logged a career-high and franchise-record 11 hits, March 23 at CHI
- Assists in consecutive games (0-2-2), March 11-13
- Registered an assist, 5 PIM, two hits, March 6 at NSH
- Played in 500th NHL game, four hits, March 4 at NSH
- Registered six hits in back-to-back games, Feb. 9 vs. DET
- Led FLA with nine hits, Feb. 5 vs. NSH
- Led FLA with 10 hits, Feb. 4 vs. NSH
- Made FLA debut, recorded one assist and led team with three hits, Jan. 17 vs. CHI

**REGULAR SEASON**

**PLAYOFFS**

SEASON TEAM	LEAGUE	GP	G	A	P	+/-	PIM	PPG	SHG	GWG	GP	G	A	P	PIM
2020-21 FLORIDA	NHL	54	2	9	11	6	40	0	0	1	-	-	-	-	-
NHL TOTALS		533	28	103	131	32	659	1	0	6	20	0	3	3	38





**POSITION:** Forward  
**SHOOTS:** Right  
**HEIGHT:** 5'9"  
**WEIGHT:** 163  
**BORN:** July 8, 1992  
**BIRTHPLACE:** Moscow, Russia  
**DRAFTED:** 2012 - 7th rd (202nd overall) by Tampa Bay  
**HOW ACQUIRED:** Signed as a free agent on April 11, 2021

**2020-21 REG. SEASON**

**MOST GOALS/GAME:**  
 1 [4X], Last: 5/3 vs. DAL  
**MOST ASSISTS/GAME:**  
 1 [6X], Last: 4/22 vs. CAR  
**MOST POINTS/GAME:**  
 1 [10X], Last: 5/3 vs. DAL  
**MOST SHOTS/GAME:**  
 5 [2X], Last: 5/3 vs. DAL  
**LONGEST GOAL STREAK:**  
 2 Games [2X], Last: (5/1-5/3)  
**LONGEST ASSIST STREAK:**  
 2 Games (4/20-4/22)  
**LONGEST POINT STREAK:**  
 3 Games (2/21-2/25)  
**MULTI-POINT GAMES:**  
 -

**2020-21 SEASON RECAP:**

- Registered five points (2-3-5) and 27 shots over 11 games played with FLA
- Logged 10 total points (4-6-10) over 31 games in his second NHL season

**CAREER PLAYOFF INFO:**

- 2017 KHL Gagarin Cup Champion with SKA St. Petersburg, recorded 23 points (7-16-23) in 18 GP
- 68 points (28-40-68) over 67 career KHL playoff games

**SEASON HIGHLIGHTS:**

- Scored goal for second consecutive game, tied season-high for shots (5), May 3 vs. DAL
- Scored first goal with FLA, May 1 at CHI
- Second assist with FLA, April 20 vs. CBJ
- Posted first point with FLA (assist), April 17 at TBL
- Made FLA debut, April 15 at TBL
- Three-game point streak, Feb. 21-25
- Two-game goal streak, Feb. 21-23
- Scored first goal of the season, Feb. 21 at WSH
- Registered first point of the season (assist), Jan. 24 vs. NYI
- Logged season-high five shots, Jan. 16 vs. BOS

**CAREER PLAYOFFS**

**MOST GOALS/GAME:**  
 -  
**MOST ASSISTS/GAME:**  
 -  
**MOST POINTS/GAME:**  
 -  
**MOST SHOTS/GAME:**  
 -  
**LONGEST GOAL STREAK:**  
 -  
**LONGEST ASSIST STREAK:**  
 -  
**LONGEST POINT STREAK:**  
 -  
**MULTI-POINT GAMES:**  
 -

**REGULAR SEASON**

**PLAYOFFS**

SEASON TEAM	LEAGUE	GP	G	A	P	+/-	PIM	PPG	SHG	GWG	GP	G	A	P	PIM
2020-21 FLORIDA	NHL	11	2	3	5	0	2	0	0	0	-	-	-	-	-
NEW JERSEY	NHL	20	2	3	5	-12	0	0	0	0	-	-	-	-	-
NHL TOTALS		97	17	37	54	-27	14	5	0	2	0	0	0	0	0



**POSITION:** Forward  
**SHOOTS:** Left  
**HEIGHT:** 5'10"  
**WEIGHT:** 155  
**BORN:** Jan. 9, 1999  
**BIRTHPLACE:** Tampere, Finland  
**DRAFTED:** 2017 - 2nd rd (40th overall) by Florida

**2020-21 REG. SEASON**

**MOST GOALS/GAME:**  
 1, 1/30 at DET  
**MOST ASSISTS/GAME:**  
 1, 4/27 at NSH  
**MOST POINTS/GAME:**  
 1 [2X], Last: 4/27 at NSH  
**MOST SHOTS/GAME:**  
 3 [3X], Last: 5/10 vs. TBL  
**LONGEST GOAL STREAK:**

-

-

-

**CAREER PLAYOFFS**

**MOST GOALS/GAME:**

**MOST ASSISTS/GAME:**

**MOST POINTS/GAME:**

**MOST SHOTS/GAME:**

**LONGEST GOAL STREAK:**

**LONGEST ASSIST STREAK:**

**LONGEST POINT STREAK:**

**MULTI-POINT GAMES:**

-

**2020-21 SEASON RECAP:**

- Produced two points (1-1-2) and 15 shots over his first nine NHL games with FLA
- His OT goal Jan. 30 at DET marked the first time a Panthers rookie tallied an OT winner in their NHL debut and the fourth time a player accomplished the feat in league history. He was also the fifth rookie in FLA history to score an OT goal

**CAREER PLAYOFF INFO:**

- Played in 40 career postseason games (2016-17 to 2017-18) with Swift Current (WHL), recording 38 points (5-33-38)
- WHL Champion in 2017-18 with Swift Current

**SEASON HIGHLIGHTS:**

- Recorded first NHL assist, April 27 at NSH
- Made NHL debut, scoring first NHL goal in OT, Jan. 30 at DET
- Posted six assists over six AHL games with Syracuse

**REGULAR SEASON**

**PLAYOFFS**

SEASON TEAM	LEAGUE	GP	G	A	P	+/-	PIM	PPG	SHG	GWG	GP	G	A	P	PIM
2020-21 FLORIDA	NHL	9	1	1	2	1	2	0	0	1	-	-	-	-	-
Syracuse	AHL	6	0	6	6	0	6	0	0	0	-	-	-	-	-
<b>NHL TOTALS</b>		<b>9</b>	<b>1</b>	<b>1</b>	<b>2</b>	<b>1</b>	<b>2</b>	<b>0</b>	<b>0</b>	<b>1</b>	<b>-</b>	<b>-</b>	<b>-</b>	<b>-</b>	<b>-</b>



**POSITION:** Forward  
**SHOOTS:** Right  
**HEIGHT:** 5'11"  
**WEIGHT:** 189  
**BORN:** Jan. 1, 1987  
**BIRTHPLACE:** Sollentuna, Sweden  
**DRAFTED:** 2005 - 7th round (230th overall) by NSH  
**HOW ACQUIRED:** Traded from PIT in exchange for Mike Matheson and Colton Sceviour, Sept. 24, 2020

**2020-21 REG. SEASON**

**MOST GOALS/GAME:**  
 2 [2X], Last: 2/19 at DET  
**MOST ASSISTS/GAME:**  
 1 [18X], Last: April 22 vs. CAR  
**MOST POINTS/GAME:**  
 2 [5X], Last: 2/27 vs. CAR  
**MOST SHOTS/GAME:**  
 8, 4/15 at TBL  
**LONGEST GOAL STREAK:**  
 3 Games (1/17-1/26)  
**LONGEST ASSIST STREAK:**  
 2 Games [6X], Last: (4/3-4/4)  
**LONGEST POINT STREAK:**  
 3 Games [4X], Last: 4/15-4/19  
**MULTI-POINT GAMES:**  
 5 - Last: 2/27 vs. CAR

**2020-21 SEASON RECAP:**

- Led FLA with eight power-play goals
- Ranked third on FLA in shots (145), fourth in power-play points (12), fifth in points (32-tied) and hits (80), sixth in goals (14), and assists (18-tied), and seventh in even-strength goals (6)

**CAREER PLAYOFF INFO:**

- Two-time Stanley Cup Champion with PIT (2016, 2017)
- Scored 2017 Stanley Cup-clinching goal, Game 6 at NSH, June 11, 2017
- Posted career-high nine goals and 13 points through 24 games in 2016 playoffs
- Has played 90 career playoff games, producing 46 points (25-21-46)

**SEASON HIGHLIGHTS:**

- Scored goals in consecutive games, April 15-17 at TBL
- Missed four games due to injury, recorded assist in return, April 3 vs. CBJ
- Scored 250th NHL goal, March 21 at TBL
- Scored 10th goal of the season (PPG), March 9 at CBJ
- 500th NHL point (assist), March 6 at NSH
- Two points (1-1-2), GTG, Feb. 27 vs. CAR
- Two points (1-1-2), GWG, Feb. 9 vs. DET
- Scored game-tying goal at 19:57 (3rd per.) and shootout game-deciding goal, became 1st Panther in franchise history to score goals in 3 consecutive games to begin a season, Jan. 26 at CBJ
- Scored two goals, extending goal streak to 2 games, Jan. 19 vs. CHI
- Produced two points (1-1-2) in FLA debut, Jan. 17 vs. CHI

**CAREER PLAYOFFS**

**MOST GOALS/GAME:**  
 3, 4/13/16 vs. NYR  
**MOST ASSISTS/GAME:**  
 2 [3X], Last: 4/22/18 at PHI  
**MOST POINTS/GAME:**  
 4, 4/13/16 vs. NYR  
**MOST SHOTS/GAME:**  
 9, 4/15/11 at ANA  
**LONGEST GOAL STREAK:**  
 2 Games [3X], Last: (4/22-4/26/18)  
**LONGEST ASSIST STREAK:**  
 3 Games (4/15-4/26/18)  
**LONGEST POINT STREAK:**  
 5 Games (4/11-4/26/18)  
**MULTI-POINT GAMES:**  
 6 - Last: 4/26/18 at WSH

**REGULAR SEASON**

**PLAYOFFS**

SEASON TEAM	LEAGUE	GP	G	A	P	+/-	PIM	PPG	SHG	GWG	GP	G	A	P	PIM
2020-21 FLORIDA	NHL	44	14	18	32	-3	39	8	0	2	-	-	-	-	-
NHL TOTALS		814	252	260	512	83	434	92	0	43	90	25	21	46	72





**POSITION:** Forward  
**SHOOTS:** Left  
**HEIGHT:** 6'1"  
**WEIGHT:** 202  
**BORN:** June 4, 1993  
**BIRTHPLACE:** Saint-Jerome, QC  
**DRAFTED:** 2011 - 1st Round (3rd overall) by Florida

**2020-21 REG. SEASON**

**MOST GOALS/GAME:**  
 3, 2/4 vs. NSH  
**MOST ASSISTS/GAME:**  
 3, 4/27 at NSH  
**MOST POINTS/GAME:**  
 5 [2X], Last: 4/27 at NSH  
**MOST SHOTS/GAME:**  
 8, 3/20 vs. NSH  
**LONGEST GOAL STREAK:**  
 2 Games [4X], Last: (5/3-5/8)  
**LONGEST ASSIST STREAK:**  
 5 Games (3/4-3/11)  
**LONGEST POINT STREAK:**  
 7 Games (4/13-4/24)  
**MULTI-POINT GAMES:**  
 16 - Last: 5/8 vs. TBL

**2020-21 SEASON RECAP:**

- For the second consecutive season, Huberdeau led FLA in assists (41), points (61) and power-play points (24)
- Ranked second on FLA in goals (20) and even-strength points (37)
- Ranked fourth on FLA in even-strength goals (15), power-play goals (5), and shots (122)
- As of May 12, tied for seventh-most assists, ninth-most points and fourth-most power-play points in the NHL
- Fifth season with at least 20 goals and fourth consecutive season with at least 60 points
- Only player in franchise history to have registered multiple five-point games with FLA

**CAREER PLAYOFF INFO:**

- Appeared in four games with FLA in 2020 Stanley Cup Qualifiers, posting three points (1-2-3).
- Played in six games with FLA in 2016 playoffs, notching three points (1-2-3).
- 2011 Memorial Cup Champion, 2011 and 2012 QMJHL Champion with Saint John Sea Dogs
- 2011 Memorial Cup MVP, QMJHL Playoffs MVP

**SEASON HIGHLIGHTS:**

- Posted two points (1-1-2), including 20th goal of the season, May 8 vs. TBL
- Tied career-high for single game with five points (2-3-5), April 27 at NSH
- Season-high seven-game point streak (2-8-10), April 13-24
- Posted three points (2-1-3), March 28 at DAL
- Assist on OT GWG, March 27 at DAL
- Five-game point streak (2-6-8), March 4-11
- 158th goal, passing S. Mellanby for third in franchise goals, March 6 at NSH
- Three-game multi-point streak (3-4-7), Feb. 15-19
- Notched three points (2-1-3), OT-GWG, Feb. 17 at CAR
- 2 points (1-1-2), passed P. Bure for fourth in franchise goals, Feb. 15 at TBL
- Recorded 300th NHL assist, Feb. 11 vs. TBL
- Scored first career hat trick, five points (3-2-5), Feb. 4 vs. NSH
- Posted three points (1-2-3) in season debut, Jan. 17 vs. CHI


**CAREER PLAYOFFS**

**MOST GOALS/GAME:**  
 1 [2X], Last: 8/1/20 at NYI  
**MOST ASSISTS/GAME:**  
 1 [4X], Last: 8/7/20 vs. NYI  
**MOST POINTS/GAME:**  
 1 [6X], Last: 8/7/20 at NYI  
**MOST SHOTS/GAME:**  
 9, 4/24/16 at NYI  
**LONGEST GOAL STREAK:**  
 -  
**LONGEST ASSIST STREAK:**  
 2 Games (4/15-4/17/16)  
**LONGEST POINT STREAK:**  
 2 Games [2X], Last: 8/1-8/4/20)  
**MULTI-POINT GAMES:**  
 -

**REGULAR SEASON**

**PLAYOFFS**

SEASON TEAM	LEAGUE	GP	G	A	P	+/-	PIM	PPG	SHG	GWG	GP	G	A	P	PIM
2020-21 FLORIDA	NHL	55	20	41	61	12	36	5	0	1	-	-	-	-	-
NHL TOTALS		591	168	330	498	6	287	39	1	19	10	2	4	6	12



**POSITION:** Defense  
**SHOOTS:** Right  
**HEIGHT:** 6'2"  
**WEIGHT:** 201  
**BORN:** April 2, 1997  
**BIRTHPLACE:** Surrey, BC  
**DRAFTED:** 2015 - 1st rd (26th overall) by Montreal  
**HOW ACQUIRED:** Claimed off waivers from MTL on Jan. 11, 2021

**2020-21 REG. SEASON**

**MOST GOALS/GAME:**

-

**MOST ASSISTS/GAME:**

-

**MOST POINTS/GAME:**

-

**MOST SHOTS/GAME:**

2 [2X], Last: 2/25 vs. NSH

**LONGEST GOAL STREAK:**

-

**LONGEST ASSIST STREAK:**

-

**LONGEST POINT STREAK:**

-

**MULTI-POINT GAMES:**

-

**CAREER PLAYOFFS**

**MOST GOALS/GAME:**

-

**MOST ASSISTS/GAME:**

-

**MOST POINTS/GAME:**

-

**MOST SHOTS/GAME:**

-

**LONGEST GOAL STREAK:**

-

**LONGEST ASSIST STREAK:**

-

**LONGEST POINT STREAK:**

-

**MULTI-POINT GAMES:**

-

**2020-21 SEASON RECAP:**

- Registered nine hits and five shots over four games played with FLA
- FLA owned a 3-1-0 record over his four games played


**SEASON HIGHLIGHTS:**

- Appeared in five games with SYR (AHL), recording one assist
- Conditioning loan to SYR (AHL), March 25
- Missed 23 games due to injury
- Made FLA debut, registering five hits, 14:20 TOI, Feb. 5 vs. NSH

**REGULAR SEASON**

**PLAYOFFS**

SEASON TEAM	LEAGUE	GP	G	A	P	+/-	PIM	PPG	SHG	GWG	GP	G	A	P	PIM
2020-21 FLORIDA	NHL	4	0	0	0	-3	0	0	0	0	-	-	-	-	-
Syracuse	AHL	5	0	1	1	-1	2	0	0	0	-	-	-	-	-
<b>NHL TOTALS</b>		<b>48</b>	<b>2</b>	<b>6</b>	<b>8</b>	<b>3</b>	<b>10</b>	<b>0</b>	<b>0</b>	<b>0</b>	<b>0</b>	<b>0</b>	<b>0</b>	<b>0</b>	<b>0</b>



**POSITION:** Defense  
**SHOOTS:** Right  
**HEIGHT:** 6'2"  
**WEIGHT:** 209  
**BORN:** June 5, 1996  
**BIRTHPLACE:** Cross Lake, MB  
**DRAFTED:** Undrafted  
**HOW ACQUIRED:** Signed as a free agent on March 18, 2019

**2020-21 REG. SEASON**

**MOST GOALS/GAME:**  
-  
**MOST ASSISTS/GAME:**  
-  
**MOST POINTS/GAME:**  
-  
**MOST SHOTS/GAME:**  
-  
**LONGEST GOAL STREAK:**  
-  
**LONGEST ASSIST STREAK:**  
-  
**LONGEST POINT STREAK:**  
-  
**MULTI-POINT GAMES:**  
-

**CAREER PLAYOFFS**

**MOST GOALS/GAME:**  
-  
**MOST ASSISTS/GAME:**  
-  
**MOST POINTS/GAME:**  
-  
**MOST SHOTS/GAME:**  
-  
**LONGEST GOAL STREAK:**  
-  
**LONGEST ASSIST STREAK:**  
-  
**LONGEST POINT STREAK:**  
-  
**MULTI-POINT GAMES:**  
-

**2020-21 SEASON RECAP:**

- Appeared in one game with FLA, logging one hit over 09:28 TOI

**CAREER PLAYOFF INFO:**

- Made NHL playoff debut, Game 2, Stanley Cup Qualifiers, Aug. 4, 2020 at NYI

**SEASON HIGHLIGHTS:**

- Made season debut April 8 at CAR  
 - Posted three points (2-1-3) over 11 AHL games with SYR

REGULAR SEASON												PLAYOFFS				
SEASON TEAM	LEAGUE	GP	G	A	P	+/-	PIM	PPG	SHG	GWG		GP	G	A	P	PIM
2020-21 FLORIDA	NHL	1	0	0	0	0	0	0	0	0		-	-	-	-	-
Syracuse	AHL	11	2	1	3	-2	12	0	0	0		-	-	-	-	-
<b>NHL TOTALS</b>		<b>2</b>	<b>0</b>	<b>0</b>	<b>0</b>	<b>1</b>	<b>0</b>	<b>0</b>	<b>0</b>	<b>0</b>		<b>1</b>	<b>0</b>	<b>0</b>	<b>0</b>	<b>0</b>





**POSITION:** Defense  
**SHOOTS:** Left  
**HEIGHT:** 6'0"  
**WEIGHT:** 181  
**BORN:** April 14, 1998  
**BIRTHPLACE:** Elk River, MN  
**DRAFTED:** Undrafted  
**HOW ACQUIRED:** Signed as a free agent on April 1, 2021

**2020-21 REG. SEASON**

**MOST GOALS/GAME:**  
-  
**MOST ASSISTS/GAME:**  
-  
**MOST POINTS/GAME:**  
-  
**MOST SHOTS/GAME:**  
2, 4/4 vs. CBJ  
**LONGEST GOAL STREAK:**  
-  
**LONGEST ASSIST STREAK:**  
-  
**LONGEST POINT STREAK:**  
-  
**MULTI-POINT GAMES:**  
-

**2020-21 SEASON RECAP:**

- Appeared in seven games with FLA, registering 10 blocked shots and averaging 15:10 TOI/GP

**SEASON HIGHLIGHTS:**

- Logged career-high 21:03 TOI, April 6 at CAR
- Made his NHL debut, logged a team-leading four blocked shots, April 3 vs. CBJ
- Signed two-year, entry-level contract with FLA, April 1
- NCHC First Team All-Star
- Runner-Up NCHC Defensive Defenseman of the Year
- Won NCHC Championship and Penrose Cup with UND
- Led UND defensemen with 22 points (3-19-22) over 29 NCAA games
- Six-game point streak, UND (1-6-7) Dec. 8-19

**CAREER PLAYOFFS**

**MOST GOALS/GAME:**  
-  
**MOST ASSISTS/GAME:**  
-  
**MOST POINTS/GAME:**  
-  
**MOST SHOTS/GAME:**  
-  
**LONGEST GOAL STREAK:**  
-  
**LONGEST ASSIST STREAK:**  
-  
**LONGEST POINT STREAK:**  
-  
**MULTI-POINT GAMES:**  
-

**REGULAR SEASON**

**PLAYOFFS**

SEASON TEAM	LEAGUE	GP	G	A	P	+/-	PIM	PPG	SHG	GWG	GP	G	A	P	PIM
2020-21 FLORIDA	NHL	7	0	0	0	-4	2	0	0	0	-	-	-	-	-
North Dakota	NCAA	29	3	19	22	15	28	-	-	-	-	-	-	-	-
<b>NHL TOTALS</b>		<b>7</b>	<b>0</b>	<b>0</b>	<b>0</b>	<b>-4</b>	<b>2</b>	<b>0</b>	<b>0</b>	<b>0</b>	<b>0</b>	<b>0</b>	<b>0</b>	<b>0</b>	<b>0</b>



**POSITION:** Goaltender  
**CATCHES:** Left  
**HEIGHT:** 6'3"  
**WEIGHT:** 192  
**BORN:** April 19, 2001  
**BIRTHPLACE:** Darien, CT  
**DRAFTED:** 2019 - 1st rd (13th overall) by Florida

#### 2020-21 REG. SEASON

##### **MOST SHOTS FACED/GAME:**

34 - (4/20 vs. CBJ)

##### **MOST SAVES/GAME:**

33 - (4/20 vs. CBJ)

##### **LONGEST WIN STREAK:**

4 Games (4/20-5/3)

##### **LONGEST POINT STREAK:**

4 Games (4/20-5/3)

#### CAREER PLAYOFFS

##### **MOST SHOTS FACED/GAME:**

-

##### **MOST SAVES/GAME:**

-

##### **LONGEST WIN STREAK:**

-

##### **LONGEST POINT STREAK:**

-

#### **2020-21 SEASON RECAP:**

- Recorded wins in all four of his appearances with FLA, posting a .919 save percentage and 2.32 goals against average
- Became the youngest goaltender in NHL history to begin their career with a 4-0 record (20 years, 14 days)
- Became the first goaltender in FLA history to record a win in their debut, and the youngest goalie to earn a victory for the team in franchise history (20 years, 1 day)

#### **SEASON HIGHLIGHTS:**

- Four consecutive wins, April 20-May 3
- Stopped all nine shots faced in relief for 2nd NHL win, April 27 at NSH
- Made NHL debut - 33 saves, first goaltender born in 2000s to play NHL game, youngest FLA goalie (20 years, 1 day) to win a game in franchise history, April 20 vs. CBJ
- Dressed as backup, April 19 vs. CBJ
- Signed three-year, entry-level contract with FLA, March 31
- Hockey East Goaltender of the Year, Player of the Year, First Team All-Star
- Top-10 Finalist Hobey Baker Award, Finalist for NCAA Mike Richter Award
- Hockey East Reg. Season Championship
- Gold Medal with USA at 2021 WJC (5-1-0, 1.63 GAA, .940 SV%, 3 SO)

#### **REGULAR SEASON**

#### **PLAYOFFS**

SEASON	TEAM	LEAGUE	GP	W	L	OT	SO	SA	GA	GAA	SV%	GP	W	L	SA	GA	GAA	SV%
2020-21	FLORIDA	NHL	4	4	0	0	0	99	8	2.32	.919	-	-	-	-	-	-	-
	Boston College	NCAA	21	16	4	1	3	-	-	2.18	.932	-	-	-	-	-	-	-
	<b>NHL TOTALS</b>		<b>4</b>	<b>4</b>	<b>0</b>	<b>0</b>	<b>0</b>	<b>99</b>	<b>8</b>	<b>2.32</b>	<b>.919</b>	<b>-</b>	<b>-</b>	<b>-</b>	<b>-</b>	<b>-</b>	<b>-</b>	<b>-</b>



**POSITION:** Forward  
**SHOOTS:** Left  
**HEIGHT:** 6'2"  
**WEIGHT:** 191  
**BORN:** Jan. 29, 1996  
**BIRTHPLACE:** Noormarkku, Finland  
**DRAFTED:** 2014 – 3rd round (65th overall) by Florida

**2020-21 REG. SEASON**

**MOST GOALS/GAME:**  
 1 [4X], Last: 5/10 vs. TBL  
**MOST ASSISTS/GAME:**  
 1, 4/10 vs. TBL  
**MOST POINTS/GAME:**  
 2, 4/10 vs. TBL  
**MOST SHOTS/GAME:**  
 3 [5X], Last: 5/10 vs. TBL  
**LONGEST GOAL STREAK:**  
 2 Games (2/17-2/19)  
**LONGEST ASSIST STREAK:**  
 -  
**LONGEST POINT STREAK:**  
 2 Games (2/17-2/19)  
**MULTI-POINT GAMES:**  
 1 - 5/10 vs. TBL

**CAREER PLAYOFFS**

**MOST GOALS/GAME:**  
 -  
**MOST ASSISTS/GAME:**  
 -  
**MOST POINTS/GAME:**  
 -  
**MOST SHOTS/GAME:**  
 -  
**LONGEST GOAL STREAK:**  
 -  
**LONGEST ASSIST STREAK:**  
 -  
**LONGEST POINT STREAK:**  
 -  
**MULTI-POINT GAMES:**  
 -

**2020-21 SEASON RECAP:**

- Registered five points (4-1-5) and 50 hits over 44 games with FLA in his 2nd NHL season
- Averaged 10:50 TOI/GP, including 00:58 of shorthanded time on ice per game

**SEASON HIGHLIGHTS:**

- Recorded two points (1-1-2), including 1st career SHG, May 10 vs. TBL
- Goals in consecutive games, Feb. 17-19
- Scored first NHL goal, Feb. 17 at CAR
- Notched team season-high four blocked shots, Feb. 4 vs. NSH
- Made season debut, Jan. 30 at DET
- Re-signed to a one-year, two-way contract by FLA, Nov. 24
- Recorded eight points (6-2-8) over 22 KHL games with Magnitogorsk

**REGULAR SEASON**

**PLAYOFFS**

SEASON	TEAM	LEAGUE	GP	G	A	P	+/-	PIM	PPG	SHG	GWG	GP	G	A	P	PIM
2020-21	FLORIDA	NHL	44	4	1	5	-8	10	0	1	0	-	-	-	-	-
	Magnitogorsk	KHL	22	6	2	8	2	8	-	-	-	-	-	-	-	-
	<b>NHL TOTALS</b>		<b>84</b>	<b>4</b>	<b>7</b>	<b>11</b>	<b>-15</b>	<b>16</b>	<b>0</b>	<b>1</b>	<b>0</b>	<b>0</b>	<b>0</b>	<b>0</b>	<b>0</b>	<b>0</b>





**POSITION:** Forward  
**SHOOTS:** Left  
**HEIGHT:** 5'9"  
**WEIGHT:** 187  
**BORN:** Dec. 9, 1994  
**BIRTHPLACE:** Richmond Hill, ON  
**DRAFTED:** Undrafted  
**HOW ACQUIRED:** Signed as a free agent on Oct. 9, 2020

**2020-21 REG. SEASON**

**MOST GOALS/GAME:**  
 1 [2X], Last: 4/20 vs. CBJ  
**MOST ASSISTS/GAME:**  
 1 [2X], Last: 5/1 at CHI  
**MOST POINTS/GAME:**  
 1 [4X], Last: 5/1 at CHI  
**MOST SHOTS/GAME:**  
 4 [2X], Last: 5/3 vs. DAL  
**LONGEST GOAL STREAK:**

**LONGEST ASSIST STREAK:**

**LONGEST POINT STREAK:**

**MULTI-POINT GAMES:**

**CAREER PLAYOFFS**

**MOST GOALS/GAME:**

**MOST ASSISTS/GAME:**

**MOST POINTS/GAME:**

**MOST SHOTS/GAME:**

**LONGEST GOAL STREAK:**

**LONGEST ASSIST STREAK:**

**LONGEST POINT STREAK:**

**MULTI-POINT GAMES:**

**2020-21 SEASON RECAP:**

- Posted career-bests in goals (2), assists (2), points (4), and games played (34)
- Led FLA with 67 PIM and five fighting majors

**SEASON HIGHLIGHTS:**

- Logged a team-high 29 PIM, May 8 vs. TBL
- Posted assist, five hits, May 1 at CHI
- Scored second goal of the season, 5 PIM for fighting, three hits, April 20 vs. CBJ
- 5 PIM for fighting, April 1 vs. DET
- First NHL goal, March 11 at CBJ
- First assist with FLA, career-high 12:49 TOI, Feb. 17 at CAR
- Tied season-high for hits (4), logged 5 PIM for fighting, Feb. 11 vs. TBL
- Logged season-high four hits, Feb. 9 vs. DET
- Made FLA debut, Jan. 17 vs. CHI

**REGULAR SEASON**

**PLAYOFFS**

SEASON TEAM	LEAGUE	GP	G	A	P	+/-	PIM	PPG	SHG	GWG	GP	G	A	P	PIM
2020-21 FLORIDA	NHL	34	2	2	4	-2	67	0	0	0	-	-	-	-	-
NHL TOTALS		45	2	3	5	-2	99	0	0	0	0	0	0	0	0



**POSITION:** Forward  
**SHOOTS:** Left  
**HEIGHT:** 6'3"  
**WEIGHT:** 190  
**BORN:** Sept. 2, 1998  
**BIRTHPLACE:** Siilinjärvi, Finland  
**DRAFTED:** 2017 – 2nd round (42nd overall)  
 by Carolina  
**HOW ACQUIRED:** Traded from Carolina  
 with Erik Haula, Lucas Wallmark and Chase  
 Priskie in exchange for Vincent Trocheck on  
 Feb. 24, 2020

**2020-21 REG. SEASON**

**MOST GOALS/GAME:**  
 1 [3X], Last: 3/1 vs. CAR  
**MOST ASSISTS/GAME:**  
 1 [5X], Last: 2/25 vs. DAL  
**MOST POINTS/GAME:**  
 2, 1/17 vs. CHI  
**MOST SHOTS/GAME:**  
 5, 3/1 vs. CAR  
**LONGEST GOAL STREAK:**  
 -

**LONGEST ASSIST STREAK:**  
 3 Games (2/11-2/15)  
**LONGEST POINT STREAK:**  
 3 Games (2/11-2/15)  
**MULTI-POINT GAMES:**  
 1 - 1/17 vs. CHI

**CAREER PLAYOFFS**

**MOST GOALS/GAME:**  
 -  
**MOST ASSISTS/GAME:**  
 -  
**MOST POINTS/GAME:**  
 -  
**MOST SHOTS/GAME:**  
 -  
**LONGEST GOAL STREAK:**  
 -  
**LONGEST ASSIST STREAK:**  
 -  
**LONGEST POINT STREAK:**  
 -  
**MULTI-POINT GAMES:**  
 -

**2020-21 SEASON RECAP:**

- Amassed eight points (3-5-8) over 44 games with FLA, averaging 13:08 TOI/GP
- Among FLA forwards, he ranked third in shorthanded time on ice (93:06) and SH TOI/GP (2:07), fourth in blocked shots (25), and seventh in hits (55)

**CAREER PLAYOFF INFO:**

- Won 2018 U20 Liiga Championship with KalPa, posting three points (1-2-3) in three games played

**SEASON HIGHLIGHTS:**

- Recorded assists in career-high three consecutive games, Feb. 11-15
- Scored game-tying goal, Jan. 28 at CBJ
- Registered two points (1-1-2) and GWG in FLA debut, Jan. 17 vs. CHI

**REGULAR SEASON**

**PLAYOFFS**

SEASON TEAM	LEAGUE	GP	G	A	P	+/-	PIM	PPG	SHG	GWG	GP	G	A	P	PIM
2020-21 FLORIDA	NHL	44	3	5	8	-11	12	0	0	1	-	-	-	-	-
KalPa	Liiga	17	5	10	15	6	14	-	-	-	-	-	-	-	-
NHL TOTALS		52	3	6	9	-13	12	0	0	1	0	0	0	0	0



**POSITION:** Forward  
**SHOOTS:** Left  
**HEIGHT:** 6'4"  
**WEIGHT:** 209  
**BORN:** June 18, 1995  
**BIRTHPLACE:** Uxbridge, ON  
**DRAFTED:** Undrafted  
**HOW ACQUIRED:** Traded from Toronto in exchange for Denis Malgin, Feb 19, 2020

### 2020-21 REG. SEASON

**MOST GOALS/GAME:**  
 1 [2X], Last: 3/7 at CAR  
**MOST ASSISTS/GAME:**  
 1 [8X], Last: 5/10 vs. TBL  
**MOST POINTS/GAME:**  
 1 [10X], Last: 5/10 vs. TBL  
**MOST SHOTS/GAME:**  
 4 [3X], Last: 4/19 vs. CBJ  
**LONGEST GOAL STREAK:**  
 -

**LONGEST ASSIST STREAK:**  
 3 Games (2/25-3/1)  
**LONGEST POINT STREAK:**  
 4 Games (2/25-3/4)  
**MULTI-POINT GAMES:**  
 -

### CAREER PLAYOFFS

**MOST GOALS/GAME:**  
 -  
**MOST ASSISTS/GAME:**  
 -  
**MOST POINTS/GAME:**  
 -  
**MOST SHOTS/GAME:**  
 -  
**LONGEST GOAL STREAK:**  
 -  
**LONGEST ASSIST STREAK:**  
 -  
**LONGEST POINT STREAK:**  
 -  
**MULTI-POINT GAMES:**  
 -

### 2020-21 SEASON RECAP:

- Recorded 10 points (2-8-10) over 33 games in his first full NHL season. His 10 points ranked 2nd among FLA rookies in 2020-21
- Led FLA rookies with a +4 rating, second in shots (50), and third in even-strength points (8)
- Ranked fourth among FLA forwards in hits (73)

### CAREER PLAYOFF INFO:

- Won 2018 AHL Calder Cup with Toronto Marlies, posting nine points (6-3-9) over 20 games

### SEASON HIGHLIGHTS:

- Posted an assist, May 10 vs. TBL
- Registered an assist, April 20 vs. CBJ
- Re-signed to a one-year contract extension, April 5
- Tallied a goal, March 7 at CAR
- Scored first NHL goal, March 4 at NSH
- Career-high three-game point streak, Feb. 25-March 1
- Registered first point with FLA, assisting game-tying goal, Feb. 25 vs. DAL
- Recalled from FLA Taxi Squad, made FLA debut, Feb. 7 vs. DET

### REGULAR SEASON

### PLAYOFFS

SEASON TEAM	LEAGUE	GP	G	A	P	+/-	PIM	PPG	SHG	GWG	GP	G	A	P	PIM
2020-21 FLORIDA	NHL	33	2	8	10	4	18	0	0	0	-	-	-	-	-
NHL TOTALS		37	2	9	11	4	18	0	0	0	0	0	0	0	0





**POSITION:** Goaltender  
**CATCHES:** Left  
**HEIGHT:** 6'3"  
**WEIGHT:** 199  
**BORN:** Oct. 30, 1996  
**BIRTHPLACE:** Becancour, QC  
**DRAFTED:** 2015 - 3rd round (77th overall) by Florida

**2020-21 REG. SEASON**

**MOST SHOTS FACED/GAME:**

-

**MOST SAVES/GAME:**

-

**LONGEST WIN STREAK:**

-

**LONGEST POINT STREAK:**

-

**CAREER PLAYOFFS**

**MOST SHOTS FACED/GAME:**

-

**MOST SAVES/GAME:**

-

**LONGEST WIN STREAK:**

-

**LONGEST POINT STREAK:**

-

**2020-21 SEASON RECAP:**

- Owned an 8-4-1 record over 13 games with SYR (AHL), posting one shutout
- Won five straight appearances with SYR (AHL) from March 13-April 10

**SEASON HIGHLIGHTS:**

- Served as backup for season opening game, Jan. 17 vs. CHI
- Recorded a shutout March 13 vs. WBS (AHL), stopping all 37 shots against
- Stopped 32 of 33 shots against (.970 save percentage) and posted a win, Feb. 6 vs. UTI (AHL)

**REGULAR SEASON**

**PLAYOFFS**

SEASON	TEAM	LEAGUE	GP	W	L	OT	SO	SA	GA	GAA	SV%	GP	W	L	SA	GA	GAA	SV%
2020-21	Syracuse	AHL	13	8	4	1	1	362	37	2.86	.898	-	-	-	-	-	-	-
	<b>NHL TOTALS</b>		<b>25</b>	<b>9</b>	<b>8</b>	<b>3</b>	<b>0</b>	<b>638</b>	<b>69</b>	<b>3.20</b>	<b>.892</b>	<b>0</b>	<b>0</b>	<b>0</b>	<b>0</b>	<b>0</b>	<b>0</b>	<b>0</b>



**POSITION:** Defense  
**SHOOTS:** Right  
**HEIGHT:** 6'0"  
**WEIGHT:** 194  
**BORN:** April 11, 1994  
**BIRTHPLACE:** Brantford, ON  
**DRAFTED:** 2014 - 2nd rd (55th overall) by Anaheim  
**HOW ACQUIRED:** Traded from Buffalo in exchange for a 2021 3rd rd pick, April 10, 2021

**2020-21 REG. SEASON**

**MOST GOALS/GAME:**  
 2, 3/31 vs. PHI  
**MOST ASSISTS/GAME:**  
 2, 3/16 at NJD  
**MOST POINTS/GAME:**  
 2 [3X], Last: 3/31 vs. PHI  
**MOST SHOTS/GAME:**  
 5 [2X], Last: 3/24 at PIT  
**LONGEST GOAL STREAK:**  
 2 Games, 3/29-3/31  
**LONGEST ASSIST STREAK:**  
 2 Games, 3/22-3/24  
**LONGEST POINT STREAK:**  
 2 Games [3X], Last: 3/29-3/31  
**MULTI-POINT GAMES:**  
 2 [3X], Last: 3/31 vs. PHI

**2020-21 SEASON RECAP:**

- Recorded four points (2-2-4) and a +8 rating over 12 games with FLA, amassing a total of 18 points (7-11-18) over 50 games between BUF and FLA
- Over his 12 games with FLA from April 15 to May 8, ranked second among FLA defensemen in plus-minus rating (+8), hits (19) and takeaways (7)

**CAREER PLAYOFF INFO:**

- Appeared in four games with ANA during 2018 playoffs
- Played in career-high 17 playoff games with ANA during 2017 playoffs, recording seven assists.

**SEASON HIGHLIGHTS:**

- Logged an assist, May 3 vs. TBL
- First multi-point game with FLA (1-1-2), April 29 at CHI
- Scored first goal with FLA, +3 rating, April 17 at TBL
- Made FLA debut, April 15 at TBL
- Scored his fourth goal in five games with a first-period tally April 6 at NJD
- Scored two shorthanded goals in :37, the fastest 2 shorthanded goals by a defenseman in NHL history; became the 12th player in NHL history to score two shorthanded goals in 40 seconds or less, March 31 vs. PHI
- 100th NHL point (assist), March 24 at PIT
- Two assists, first multi-point game of the season, March 16 at NJD
- Scored first goal of the season and tied for the team lead with four blocked shots March 9 at PHI
- Logged a season-high 25:44 TOI, Jan. 22 at WSH

**CAREER PLAYOFFS**

**MOST GOALS/GAME:**  
 -  
**MOST ASSISTS/GAME:**  
 1 [8X], Last: 4/16/18 at SJS  
**MOST POINTS/GAME:**  
 1 [8X], Last: 4/16/18 at SJS  
**MOST SHOTS/GAME:**  
 5 [2X], Last: 5/20/17 vs. NSH  
**LONGEST GOAL STREAK:**  
 -  
**LONGEST ASSIST STREAK:**  
 2 Games, 4/30 - 5/3/17  
**LONGEST POINT STREAK:**  
 2 Games, 4/30 - 5/3/17  
**MULTI-POINT GAMES:**  
 -

**REGULAR SEASON**

**PLAYOFFS**

SEASON TEAM	LEAGUE	GP	G	A	P	+/-	PIM	PPG	SHG	GWG	GP	G	A	P	PIM
2020-21 FLORIDA	NHL	12	2	2	4	8	16	0	0	0	-	-	-	-	-
BUFFALO	NHL	38	5	9	14	-13	24	0	2	0	-	-	-	-	-
NHL TOTALS		293	31	78	109	15	180	6	3	7	21	0	8	8	10



**POSITION:** Defense  
**SHOOTS:** Left  
**HEIGHT:** 6'1"  
**WEIGHT:** 187  
**BORN:** June 6, 1994  
**BIRTHPLACE:** Oulu, Finland  
**DRAFTED:** 2015 – 7th round (189th overall)  
 by Columbus  
**HOW ACQUIRED:** Traded from Columbus in  
 exchange for Cliff Pu, Oct. 8, 2020

**2020-21 REG. SEASON**

**MOST GOALS/GAME:**

-

**MOST ASSISTS/GAME:**

2, 4/15 at TBL

**MOST POINTS/GAME:**

2, 4/15 at TBL

**MOST SHOTS/GAME:**

4 [4X], Last: 4/27 at NSH

**LONGEST GOAL STREAK:**

-

**LONGEST ASSIST STREAK:**

3 Games (4/13-4/17)

**LONGEST POINT STREAK:**

3 Games (4/13-4/17)

**MULTI-POINT GAMES:**

1 - 4/15 at TBL

**CAREER PLAYOFFS**

**MOST GOALS/GAME:**

1, 4/18/17 vs. PIT

**MOST ASSISTS/GAME:**

1, 4/18/17 vs. PIT

**MOST POINTS/GAME:**

2, 4/18/17 vs. PIT

**MOST SHOTS/GAME:**

4 [2X], Last: 4/15/18 at WSH

**LONGEST GOAL STREAK:**

-

**LONGEST ASSIST STREAK:**

-

**LONGEST POINT STREAK:**

-

**MULTI-POINT GAMES:**

1 Game, 4/18/17 vs. PIT

**2020-21 SEASON RECAP:**

- Produced 10 assists, all at even strength, over 30 games with FLA
- Ranked fourth among FLA defensemen in hits (35)

**CAREER PLAYOFF INFO:**

- Appeared in two games with CBJ during 2020 Stanley Cup Qualifiers vs. TOR
- Played in career-high six playoff games with CBJ during 2018 playoffs
- Recorded two points (1-1-2) in NHL playoff debut, April 18, 2017 vs. PIT

**SEASON HIGHLIGHTS:**

- Logged an assist, April 29 at CHI
- Produced an assist, April 26 at NSH
- Three-game assist streak (0-4-4), April 13-17
- Two assists, first multi-point game with FLA, April 15 at TBL
- Returned to lineup after missing 12 games with injury, March 9 at CBJ
- Logged season-high five hits, Feb. 11 vs. TBL
- Made FLA debut, registering an assist over 12:29 TOI

**REGULAR SEASON**

**PLAYOFFS**

SEASON TEAM	LEAGUE	GP	G	A	P	+/-	PIM	PPG	SHG	GWG	GP	G	A	P	PIM
2020-21 FLORIDA	NHL	30	0	10	10	1	12	0	0	0	-	-	-	-	-
NHL TOTALS		274	17	53	70	26	42	1	0	2	12	1	1	2	0





**POSITION:** Forward  
**SHOOTS:** Right  
**HEIGHT:** 6'2"  
**WEIGHT:** 182  
**BORN:** April 25, 2001  
**BIRTHPLACE:** Kitchener, ON  
**DRAFTED:** 2019 - 3rd round (81st overall) by Florida

**2020-21 REG. SEASON**

**MOST GOALS/GAME:**  
-  
**MOST ASSISTS/GAME:**  
-  
**MOST POINTS/GAME:**  
-  
**MOST SHOTS/GAME:**  
-  
**LONGEST GOAL STREAK:**  
-  
**LONGEST ASSIST STREAK:**  
-  
**LONGEST POINT STREAK:**  
-  
**MULTI-POINT GAMES:**  
-

**2020-21 SEASON RECAP:**

- Completed first professional season, logging two points (1-1-2) over 10 games with SYR (AHL)

**SEASON HIGHLIGHTS:**

- Scored first professional goal, March 3 at WBS (AHL)  
- Notched first professional assist, March 24 at WBS (AHL)  
- Recorded five shots on goal, Feb. 20 vs. ROC (AHL)  
- Made professional debut with SYR (AHL), Feb. 17 at UTI (AHL)

**CAREER PLAYOFFS**

**MOST GOALS/GAME:**  
-  
**MOST ASSISTS/GAME:**  
-  
**MOST POINTS/GAME:**  
-  
**MOST SHOTS/GAME:**  
-  
**LONGEST GOAL STREAK:**  
-  
**LONGEST ASSIST STREAK:**  
-  
**LONGEST POINT STREAK:**  
-  
**MULTI-POINT GAMES:**  
-

**REGULAR SEASON**

**PLAYOFFS**

SEASON	TEAM	LEAGUE	GP	G	A	P	+/-	PIM	PPG	SHG	GWG	GP	G	A	P	PIM
2020-21	Syracuse	AHL	10	1	1	2	-1	10	0	0	0	-	-	-	-	-
<b>NHL TOTALS</b>			-	-	-	-	-	-	-	-	-	-	-	-	-	-



**POSITION:** Defense  
**SHOOTS:** Right  
**HEIGHT:** 5'11"  
**WEIGHT:** 186  
**BORN:** August 1, 1986  
**BIRTHPLACE:** Tibro, Sweden  
**DRAFTED:** 2005 - 7th round (216th overall)  
 by Toronto  
**HOW ACQUIRED:** Signed as a free agent on  
 July 1, 2019

**2020-21 REG. SEASON**

**MOST GOALS/GAME:**  
 1 [3X], Last: 3/23 at CHI  
**MOST ASSISTS/GAME:**  
 1 [6X], Last: 2/27 vs. CAR  
**MOST POINTS/GAME:**  
 2, 2/15 at TBL  
**MOST SHOTS/GAME:**  
 2 [14X], Last: 5/10 vs. TBL  
**LONGEST GOAL STREAK:**

-  
**LONGEST ASSIST STREAK:**

-  
**LONGEST POINT STREAK:**  
 2 Games (2/25-2/27)

**MULTI-POINT GAMES:**  
 1 - 2/15 at TBL

**CAREER PLAYOFFS**

**MOST GOALS/GAME:**  
 1 [6X], Last: 5/6/18 vs. BOS  
**MOST ASSISTS/GAME:**  
 1 [20X], Last: 5/19/18 vs. WSH  
**MOST POINTS/GAME:**  
 1 [26X], Last: 5/19/18 vs. WSH  
**MOST SHOTS/GAME:**  
 5 [3X], Last: 5/1/15 at MTL  
**LONGEST GOAL STREAK:**

-  
**LONGEST ASSIST STREAK:**  
 3 Games [2X], Last: 5/7-5/12/15

**LONGEST POINT STREAK:**  
 3 Games [2X], Last: 5/7-5/12/15

**MULTI-POINT GAMES:**  
 -

**2020-21 SEASON RECAP:**

- Produced nine points (3-6-9) over 38 games with FLA
- Averaged 18:57 TOI/GP and 1:38 shorthanded TOI/GP
- Logged 36 hits, third-most among FLA defensemen

**CAREER PLAYOFF INFO:**

- Appeared in four games with FLA during 2020 Stanley Cup Qualifiers
- Reached the Stanley Cup Final three times (2011-12 and 2013-14 with NYR, 2014-15 with TBL)
- Has appeared in 108 total playoff games with NYR (2011-12 to 2013-14), TBL (2014-15 to 2017-18) and FLA (2019-20), recording 26 points (6-20-26)

**SEASON HIGHLIGHTS:**

- Scored game-tying goal, Feb. 25 vs. DAL
- Scored first goal of the season, 2 points (1-1-2), Feb. 15 at TBL
- Recorded assist in season debut, Jan. 17 vs. CHI

**REGULAR SEASON**

**PLAYOFFS**

SEASON TEAM	LEAGUE	GP	G	A	P	+/-	PIM	PPG	SHG	GWG	GP	G	A	P	PIM
2019-20 Florida	NHL	38	3	6	9	-1	8	0	0	0	-	-	-	-	-
NHL TOTALS		856	55	215	270	65	273	9	0	5	108	6	20	26	28



**POSITION:** Forward  
**SHOOTS:** Right  
**HEIGHT:** 6'1"  
**WEIGHT:** 207  
**BORN:** Feb. 16, 1999  
**BIRTHPLACE:** Peterborough, ON  
**DRAFTED:** 2017 - 1st Round (10th overall) by Florida

**2020-21 REG. SEASON**

**MOST GOALS/GAME:**  
 1 [7X], Last: 5/1 at CHI  
**MOST ASSISTS/GAME:**  
 2, 5/3 vs. DAL  
**MOST POINTS/GAME:**  
 2 [2X], Last: 5/3 vs. DAL  
**MOST SHOTS/GAME:**  
 9, 3/25 at CHI  
**LONGEST GOAL STREAK:**  
 2 Games (3/9-3/11)  
**LONGEST ASSIST STREAK:**  
 2 Games (5/3-5/8)  
**LONGEST POINT STREAK:**  
 4 Games (3/9-3/15)  
**MULTI-POINT GAMES:**  
 2 - Last: 5/3 vs. DAL

**2020-21 SEASON RECAP:**

- Led FLA rookies in goals (7), assists (11), points (18), even-strength goals (5), even-strength points (15), power-play goals (2), game-winning goals (2), shots (86) and games played (45)

**SEASON HIGHLIGHTS:**

- Two assists, first career multi-assist game, May 3 vs. DAL  
 - Scored GWG, May 1 at CHI  
 - First career multi-point game (1-1-2), April 27 at NSH  
 - Three-game point streak (1-2-3), March 27-30  
 - Career-high four-game point streak (3-1-4), March 9-15  
 - Scored goals in consecutive games March 9-11  
 - Tallied first career GWG, 1st career PPG, March 9 at CBJ  
 - Scored first goal of the season, Feb. 15 at TBL  
 - Recorded first NHL assist, Feb. 5 vs. NSH  
 - Made season debut, Jan. 17 vs. CHI

**CAREER PLAYOFFS**

**MOST GOALS/GAME:**  
 -  
**MOST ASSISTS/GAME:**  
 -  
**MOST POINTS/GAME:**  
 -  
**MOST SHOTS/GAME:**  
 -  
**LONGEST GOAL STREAK:**  
 -  
**LONGEST ASSIST STREAK:**  
 -  
**LONGEST POINT STREAK:**  
 -  
**MULTI-POINT GAMES:**  
 -

**REGULAR SEASON**

**PLAYOFFS**

SEASON TEAM	LEAGUE	GP	G	A	P	+/-	PIM	PPG	SHG	GWG	GP	G	A	P	PIM
2020-21 FLORIDA	NHL	45	7	11	18	-5	6	2	0	2	-	-	-	-	-
NHL TOTALS		52	8	11	19	-11	6	2	0	2	0	0	0	0	0





**POSITION:** Forward  
**SHOOTS:** Left  
**HEIGHT:** 5'11"  
**WEIGHT:** 197  
**BORN:** March 14, 1994  
**BIRTHPLACE:** East Longmeadow, MA  
**DRAFTED:** Undrafted  
**HOW ACQUIRED:** Traded from Boston in exchange for a 2018 3rd round pick on February 22, 2018

**2020-21 REG. SEASON**

**MOST GOALS/GAME:**  
 2, 4/19 vs. CBJ  
**MOST ASSISTS/GAME:**  
 1 [8X], Last: 5/8 vs. TBL  
**MOST POINTS/GAME:**  
 2 [4X], Last: 4/19 vs. CBJ  
**MOST SHOTS/GAME:**  
 7, 4/19 vs. CBJ  
**LONGEST GOAL STREAK:**  
 3 Games [3X], Last: (4/1-4/4)  
**LONGEST ASSIST STREAK:**  
 2 Games (4/1-4/3)  
**LONGEST POINT STREAK:**  
 3 Games [4X], Last: 4/17-4/20)  
**MULTI-POINT GAMES:**  
 2 - Last: 4/19 vs. CBJ

**2020-21 SEASON RECAP:**

- Led FLA with a career-high seven game-winning goals, three OT goals and 10 third-periods goals
- Ranked second on FLA in shots (158) and even-strength goals (16-tied), third in goals (18-tied)
- Ranked fifth among FLA forwards in hits (69) and takeaways (23) and sixth in blocked shots (21)

**CAREER PLAYOFF INFO:**

- Played in two 2020 Stanley Cup Qualifier games with Florida
- Appeared in six playoff games with Boston in 2016-17, scoring one goal (1-0-1)

**SEASON HIGHLIGHTS:**

- Scored career-high seventh GWG, April 27 at NSH
- Third three-game point streak of the season (3-1-4), April 17-20
- Scored two goals, second consecutive game with a goal, April 19 vs. CBJ
- Third OT goal of the season, April 13 at DAL
- Three-game goal/point streak (3-2-5), April 1-4
- Two Points (1-1-2), assisted OT GWG, April 1 vs. DET
- Scored GWG in back-to-back games, March 11-13
- 300th NHL Game, OT-GWG, March 11 at CBJ
- Third period goals in three consecutive games, Feb. 25-March 1
- Tallied GWG, Feb. 25 vs. DAL
- Scored first career penalty shot goal, Feb. 15 at TBL
- Scored goals in three consecutive games, Feb. 11-15
- Posted first assist of season, Feb. 7 vs. DET
- Scored OT GWG, first goal of the season, Jan. 19 vs. CHI

**CAREER PLAYOFFS**

**MOST GOALS/GAME:**  
 1, 4/12/17 at OTT  
**MOST ASSISTS/GAME:**  
 -  
**MOST POINTS/GAME:**  
 1, 4/12/17 at OTT  
**MOST SHOTS/GAME:**  
 3, 4/12/17 at OTT  
**LONGEST GOAL STREAK:**  
 -  
**LONGEST ASSIST STREAK:**  
 -  
**LONGEST POINT STREAK:**  
 -  
**MULTI-POINT GAMES:**  
 -

**REGULAR SEASON**

**PLAYOFFS**

SEASON TEAM	LEAGUE	GP	G	A	P	+/-	PIM	PPG	SHG	GWG	GP	G	A	P	PIM
2020-21 FLORIDA	NHL	56	18	8	26	8	26	2	2	7	-	-	-	-	-
NHL TOTALS		330	83	55	138	-13	156	10	2	14	8	1	0	1	6



**POSITION:** Forward  
**SHOOTS:** Left  
**HEIGHT:** 6'2"  
**WEIGHT:** 280  
**BORN:** Aug. 14, 1995  
**BIRTHPLACE:** Toronto, ON  
**DRAFTED:** 2013 - 3rd round (82nd overall) by Toronto  
**HOW ACQUIRED:** Signed as a free agent on Oct. 9, 2020

**2020-21 REG. SEASON**

**MOST GOALS/GAME:**  
 3, 3/27 at DAL  
**MOST ASSISTS/GAME:**  
 2 [3X], Last: 4/6 at CAR  
**MOST POINTS/GAME:**  
 4, 3/27 at DAL  
**MOST SHOTS/GAME:**  
 6 [2X], Last: 4/8 at CAR  
**LONGEST GOAL STREAK:**  
 3 Games (1/19-1/28)  
**LONGEST ASSIST STREAK:**  
 3 Games (3/11-3/15)  
**LONGEST POINT STREAK:**  
 4 Games [2X], Last: 3/9-3/15  
**MULTI-POINT GAMES:**  
 10 - Last: 4/6 at CAR

**2020-21 SEASON RECAP:**

- Ranked third on FLA with career-highs in goals (18-tied), points (36-tied), game-winning goals (3-tied), plus-minus rating (+24), and even-strength points (33)
- Ranked second on FLA in even-strength goals (16) and led all FLA forwards in even-strength time on ice per game (16:07)

**CAREER PLAYOFF INFO:**

- Won 2020 Stanley Cup with TBL
- Appeared in eight 2020 Stanley Cup playoff games, registering two assists

**SEASON HIGHLIGHTS:**

- Scored a goal in his first game back after missing 13 with injury, May 10 vs. TBL
- Two Assists, second consecutive multi-point game, April 1 vs. DET
- Tallied two goals, March 30 vs. DET
- Career-high four-point game (3-1-4), first hat trick with FLA, scoring an EVG, PPG, SHG, added assist on OT GWG, March 27 at DAL
- 4-game point streak (3-3-6), March 9-15
- Posted two assists, Feb. 15 at TBL
- Recorded two points (1-1-2), Feb. 5 vs. NSH
- Scored goal to extend his point streak to four games (4-2-6) and goal streak to three games, Jan. 28 at CBJ
- Produced second consecutive multi-point game (1-1-2), Jan. 26 at CBJ
- Scored second goals for FLA's 1st multi-goal performance of season, his 1st goals w/ FLA, Jan. 19 vs. CHI
- Posted an assist in FLA debut, Jan. 17 vs. CHI

**CAREER PLAYOFFS**

**MOST GOALS/GAME:**  
 -  
**MOST ASSISTS/GAME:**  
 1 [2X], Last: 9/11/20 at NYI  
**MOST POINTS/GAME:**  
 1 [2X], Last: 9/11/20 at NYI  
**MOST SHOTS/GAME:**  
 1 [5X], Last: 9/25/20 at DAL  
**LONGEST GOAL STREAK:**  
 -  
**LONGEST ASSIST STREAK:**  
 -  
**LONGEST POINT STREAK:**  
 -  
**MULTI-POINT GAMES:**  
 -

**REGULAR SEASON**

**PLAYOFFS**

SEASON TEAM	LEAGUE	GP	G	A	P	+/-	PIM	PPG	SHG	GWG	GP	G	A	P	PIM
2020-21 FLORIDA	NHL	43	18	18	36	24	31	1	1	3	-	-	-	-	-
NHL TOTALS		95	27	22	49	15	39	2	1	4	8	0	2	2	2



**POSITION:** Forward  
**SHOOTS:** Left  
**HEIGHT:** 6'0"  
**WEIGHT:** 178  
**BORN:** September 5, 1995  
**BIRTHPLACE:** Umea, Sweden  
**DRAFTED:** 2014- 4th round (97th overall) by Carolina  
**HOW ACQUIRED:** Traded from Chicago with Lucas Carlsson in exchange for Brett Connolly, Riley Stillman, RFA rights to Henrik Borgstrom and 2021 7th rd pick, April 8, 2021

### 2020-21 SEASON RECAP:

- Recorded three assists over 20 games between FLA and CHI

### CAREER PLAYOFF INFO:

- Played in two games with FLA in 2020 Stanley Cup Qualifiers
- Registered five points (1-4-5) over career-high 15 playoff games with CAR in 2019 playoffs
- Recorded two assists in NHL playoff debut, Game 1 at WSH, April 11 at WSH

### SEASON HIGHLIGHTS:

- Produced two assists, Jan. 19 at FLA
- Logged a season-high 17:21 TOI, Jan. 15 at TBL
- Made his season debut, Jan. 13 at TBL

### 2020-21 REG. SEASON

#### MOST GOALS/GAME:

-

#### MOST ASSISTS/GAME:

2, 1/19 at FLA

#### MOST POINTS/GAME:

2, 1/19 at FLA

#### MOST SHOTS/GAME:

2 [3X], Last: 3/15 at FLA

#### LONGEST GOAL STREAK:

-

#### LONGEST ASSIST STREAK:

2 Games (1/19-1/22)

#### LONGEST POINT STREAK:

2 Games (1/19-1/22)

#### MULTI-POINT GAMES:

1 - 1/19 at FLA

### CAREER PLAYOFFS

#### MOST GOALS/GAME:

1, 4/13/19 at WSH

#### MOST ASSISTS/GAME:

2, 4/11/19 at WSH

#### MOST POINTS/GAME:

2, 4/11/19 at WSH

#### MOST SHOTS/GAME:

2 [3X], Last: 8/7/20 vs. NYI

#### LONGEST GOAL STREAK:

-

#### LONGEST ASSIST STREAK:

2 Games (4/28-5/1/19)

#### LONGEST POINT STREAK:

2 Games [2X], Last: 4/28-5/1/19)

#### MULTI-POINT GAMES:

1 - 4/11/19 at WSH

### REGULAR SEASON

### PLAYOFFS

SEASON TEAM	LEAGUE	GP	G	A	P	+/-	PIM	PPG	SHG	GWG	GP	G	A	P	PIM
2020-21 FLORIDA	NHL	4	0	0	0	-2	0	0	0	0	-	-	-	-	-
CHICAGO	NHL	16	0	3	3	-2	6	0	0	0	-	-	-	-	-
NHL TOTALS		187	23	36	59	-15	64	5	0	4	17	1	4	5	8





**POSITION:** Defense  
**SHOOTS:** Right  
**HEIGHT:** 6'0"  
**WEIGHT:** 200  
**BORN:** January 7, 1994  
**BIRTHPLACE:** Ottawa, ON  
**DRAFTED:** 2013- 7th round (206th overall)  
 by Florida

**2020-21 REG. SEASON**

**MOST GOALS/GAME:**  
 1 [6X], Last: 5/10 vs. TBL  
**MOST ASSISTS/GAME:**  
 3, 4/24 vs. CAR  
**MOST POINTS/GAME:**  
 4, 4/24 vs. CAR  
**MOST SHOTS/GAME:**  
 4 [5X], 5/1 at CHI  
**LONGEST GOAL STREAK:**  
 -

**LONGEST ASSIST STREAK:**  
 6 Games, 3/9 - 3/20  
**LONGEST POINT STREAK:**  
 7 Games, 3/7 - 3/20  
**MULTI-POINT GAMES:**  
 8, Last: 5/3 vs. DAL

**CAREER PLAYOFFS**

**MOST GOALS/GAME:**  
 -  
**MOST ASSISTS/GAME:**  
 1, 8/1/20 at NYI  
**MOST POINTS/GAME:**  
 1, 8/1/20 at NYI  
**MOST SHOTS/GAME:**  
 4, 8/4/20 at NYI  
**LONGEST GOAL STREAK:**  
 -  
**LONGEST ASSIST STREAK:**  
 -  
**LONGEST POINT STREAK:**  
 -  
**MULTI-POINT GAMES:**  
 -

**2020-21 SEASON RECAP:**

- As of May 12, his +29 rating ranked tied for the league lead among defensemen and led all NHL d-men in even-strength points (31)
- Registered career-bests and led FLA defensemen in assists (30), points (36), even-strength points, even-strength goals (6), and plus-minus rating (+29)
- Led FLA in blocked shots (83) and takeaways (44)
- Ranked second on FLA in hits (118)
- Fourth defenseman in club history to record 30 even-strength points in one season

**CAREER PLAYOFF INFO:**

- Made NHL playoff debut in 2020 Stanley Cup Qualifiers, notching one assist over four games
- Won 2013 Memorial Cup and QMJHL Championship with Halifax (QMJHL), recording four assists in four Memorial Cup games and 22 points (5-17-22) over 16 QMJHL playoff games.

**SEASON HIGHLIGHTS:**

- Scored the GWG in final game of regular season, May 10 vs. TBL
- With an assist, reached 30 EVP, May 8 vs. TBL
- Two-point game (1-1-2), May 3 vs. DAL
- Two assists, April 29 at CHI
- Career-high four-point game (1-3-4), tied franchise record for points by FLA defenseman, April 24 vs. CAR
- Three-game point streak (1-4-5), April 3-6
- Back-to-back multi-point games (1-3-4), April 3-4 vs. CBJ
- Career-high seven-game point streak (1-8-9), March 7-20
- Two assists, March 9 at CBJ
- Posted an assist and team-leading five hits, Feb. 25 vs. DAL
- Scored first goal of the season, 2 points (1-1-2), Feb. 19 at DET
- Logged career-high 29:29 TOI, Jan. 15 at TBL
- Registered assists in consecutive games (0-2-2), Jan. 19- Jan. 2

**REGULAR SEASON**

**PLAYOFFS**

SEASON TEAM	LEAGUE	GP	G	A	P	+/-	PIM	PPG	SHG	GWG	GP	G	A	P	PIM
2020-21 FLORIDA	NHL	54	6	30	36	29	45	0	0	1	-	-	-	-	-
NHL TOTALS		226	19	58	77	37	178	0	0	4	4	0	1	1	4



**POSITION:** Forward  
**SHOOTS:** Left  
**HEIGHT:** 6'2"  
**WEIGHT:** 197  
**BORN:** Sept. 22, 1994  
**BIRTHPLACE:** Stockholm, Sweden  
**DRAFTED:** 2013- 1st round (14th overall) by Columbus  
**HOW ACQUIRED:** Signed as a free agent on Oct. 9, 2020

**2020-21 REG. SEASON**

**MOST GOALS/GAME:**  
 3 [2X], Last: 5/8 vs. TBL  
**MOST ASSISTS/GAME:**  
 1 [12X], Last: 4/29 at CHI  
**MOST POINTS/GAME:**  
 3 [2X], Last: 5/8 vs. TBL  
**MOST SHOTS/GAME:**  
 5, 4/6 at CAR  
**LONGEST GOAL STREAK:**  
 3 Games (2/7-2/11)  
**LONGEST ASSIST STREAK:**  
 2 Games [2X], Last: 4/27-4/29  
**LONGEST POINT STREAK:**  
 3 Games [2X], Last: 2/27-2/20  
**MULTI-POINT GAMES:**  
 5 - Last: 5/8 vs. TBL

**CAREER PLAYOFFS**

**MOST GOALS/GAME:**  
 1 [4X], Last: 8/19/20 at TBL  
**MOST ASSISTS/GAME:**  
 1 [4X], Last: 8/19/20 at TBL  
**MOST POINTS/GAME:**  
 2, 8/19/20 at TBL  
**MOST SHOTS/GAME:**  
 3 [5X], Last: 8/19/20 at TBL  
**LONGEST GOAL STREAK:**  
 -  
**LONGEST ASSIST STREAK:**  
 -  
**LONGEST POINT STREAK:**  
 2 Games [2X], Last: 8/13-8/15/20  
**MULTI-POINT GAMES:**  
 1 - 8/19/20 at TBL

**2020-21 SEASON RECAP:**

- Tallied a career-high 17 goals and led all FLA forwards in short-handed time on ice (142:39)
- Ranked fifth on FLA in goals, even-strength goals (13) and power-play goals (3)
- Became seventh Panther in franchise history to record multiple hat tricks in one season
- Logged second-most time on ice among FLA forwards (1,017:21)
- Registered third-most blocked shots (36) and takeaways (30) among FLA forwards

**CAREER PLAYOFF INFO:**

- Recorded career-high five points (3-2-5) over 10 games in the 2020 Stanley Cup Playoffs with CBJ
- Has appeared in each of the last four postseasons, 22 career playoff games all with CBJ (2016-17 to 2019-20), recording eight points (4-4-8)

**SEASON HIGHLIGHTS:**

- Tallied 17th goal of season, May 10 vs. TBL
- Second hat trick, fifth multi-point game of the season (3-0-3), May 8 vs. TBL
- Tallied SHG, April 24 vs. CAR
- Recorded first career hat trick (3-0-3) and posted second consecutive game with GWG, April 3 vs. CBJ
- Scored OT-GWG, April 1 vs. DET
- Posted two points (1-1-2), March 15 vs. CHI
- Posted an assist, 92% in faceoffs (12-13), March 9 at CBJ
- Three-game point streak (2-1-3), Feb. 17 -20
- Three-game goal streak (3-1-4), Feb. 11 vs. TBL
- Scored first FLA goal, Feb. 7 vs. DET
- Recorded first point with FLA (assist), Jan. 20 vs. CHI
- Made FLA debut, Jan. 17 vs. CHI

**REGULAR SEASON**

**PLAYOFFS**

SEASON TEAM	LEAGUE	GP	G	A	P	+/-	PIM	PPG	SHG	GWG	GP	G	A	P	PIM
2020-21 FLORIDA	NHL	56	17	12	29	6	8	3	0	2	-	-	-	-	-
NHL TOTALS		471	57	173	230	11	93	12	2	11	22	4	4	8	4



**POSITION:** Forward  
**SHOOTS:** Left  
**HEIGHT:** 5'11"  
**WEIGHT:** 177  
**BORN:** April 24, 1992  
**BIRTHPLACE:** Oakville, ON  
**DRAFTED:** 2011 - 7th round (209th overall)  
 by Pittsburgh  
**HOW ACQUIRED:** Signed as a free agent, Oct. 21, 2020

**2020-21 REG. SEASON**

**MOST GOALS/GAME:**  
 -  
**MOST ASSISTS/GAME:**  
 -  
**MOST POINTS/GAME:**  
 -  
**MOST SHOTS/GAME:**  
 -  
**LONGEST GOAL STREAK:**  
 -  
**LONGEST ASSIST STREAK:**  
 -  
**LONGEST POINT STREAK:**  
 -  
**MULTI-POINT GAMES:**  
 -

**CAREER PLAYOFFS**

**MOST GOALS/GAME:**  
 1 [3X], Last: 5/31/17 vs. NSH  
**MOST ASSISTS/GAME:**  
 1 [3X], Last: 5/23/17 at OTT  
**MOST POINTS/GAME:**  
 1 [6X], Last: 5/31/17 vs. NSH  
**MOST SHOTS/GAME:**  
 4, 4/16/17 at CBJ  
**LONGEST GOAL STREAK:**  
 -  
**LONGEST ASSIST STREAK:**  
 -  
**LONGEST POINT STREAK:**  
 3 Games, 5/19 - 5/23/17  
**MULTI-POINT GAMES:**  
 -

**2020-21 SEASON RECAP:**

- FLA Taxi Squad for 2020-21

**CAREER PLAYOFF INFO:**

- Won 2017 Stanley Cup with Pittsburgh  
 - Appeared in 20 games during 2017 Stanley Cup Playoffs, recording six points (3-3-6)

**SEASON HIGHLIGHTS:**

- Scored first goal of the season (AHL), March 26 at ROC  
 - Made AHL season debut, March 1 vs. ROC

**REGULAR SEASON**

**PLAYOFFS**

SEASON TEAM	LEAGUE	GP	G	A	P	+/-	PIM	PPG	SHG	GWG	GP	G	A	P	PIM
2020-21 Syracuse	AHL	8	1	2	3	1	2	0	0	0	-	-	-	-	-
<b>NHL TOTALS</b>		<b>193</b>	<b>20</b>	<b>31</b>	<b>51</b>	<b>-27</b>	<b>58</b>	<b>0</b>	<b>0</b>	<b>2</b>	<b>23</b>	<b>3</b>	<b>3</b>	<b>6</b>	<b>11</b>





**POSITION:** Defense  
**SHOOTS:** Left  
**HEIGHT:** 6'1"  
**WEIGHT:** 192  
**BORN:** September 9, 1986  
**BIRTHPLACE:** Boston, MA  
**DRAFTED:** 2005- 4th round (105th overall)  
 by Phoenix  
**HOW ACQUIRED:** Traded from NY Rangers  
 in exchange for a 2016 6th round pick and  
 2017 4th round pick on June 20, 2016

## 2020-21 REG. SEASON

**MOST GOALS/GAME:**  
 1 [3X], Last: 2/22 vs. DAL  
**MOST ASSISTS/GAME:**  
 3, 2/19 at DET  
**MOST POINTS/GAME:**  
 3, 2/19 at DET  
**MOST SHOTS/GAME:**  
 6, 4/27 at NSH  
**LONGEST GOAL STREAK:**  
 -

**LONGEST ASSIST STREAK:**  
 2 Games [3X], Last: 3/4 - 3/6  
**LONGEST POINT STREAK:**  
 3 Games, 1/30 - 2/4  
**MULTI-POINT GAMES:**  
 5, Last: 5/3 vs. DAL

## CAREER PLAYOFFS

**MOST GOALS/GAME:**  
 1 [6X], Last: 4/16/16 at PIT  
**MOST ASSISTS/GAME:**  
 3, 4/16/11 at DET  
**MOST POINTS/GAME:**  
 3 [2X], Last: 5/22/15 at TBL  
**MOST SHOTS/GAME:**  
 5, 5/8/15 vs. WSH  
**LONGEST GOAL STREAK:**  
 -  
**LONGEST ASSIST STREAK:**  
 3 Games, 4/16 - 4/20/11  
**LONGEST POINT STREAK:**  
 3 Games, 4/16 - 4/20/11  
**MULTI-POINT GAMES:**  
 8 Games, Last: 8/4/20 at NYI

## 2020-21 SEASON RECAP:

- Led FLA defensemen in power-play points (18) and shots (113)
- Ranked second among FLA defensemen in assists (24), points (27) and time on ice (965:32)
- His 922 consecutive regular season games played is longest active iron man streak, 2nd all time
- Became 10th U.S.-born defenseman to reach 600 points

## CAREER PLAYOFF INFO:

- Played in four games with FLA during 2020 Stanley Cup Qualifiers, registering three assists
- Has appeared in 55 career playoff games with PHX (2009-10 to 2011-12), NYR (2014-15 and 2015-16) and FLA (2019-20), recording 34 total points (6-28-34)
- Registered career-best 11 points (2-9-11) through 19 games with NYR in 2015 playoffs

## SEASON HIGHLIGHTS:

- Recorded an assist for 600th NHL point, May 10 vs. TBL
- Two assists, 200th assist with FLA, May 3 vs. DAL
- Two assists, May 3 vs. DAL
- Skated in 915th consecutive game, second all-time, April 24 vs. CAR
- Played in 900th consecutive game, March 27 at DAL
- Played in 1,000th NHL game, March 7 at CAR
- Registered two assists, season-high +3 rating, March 6 at NSH
- Notched season-high three assists, Feb. 19 at DET
- Posted two assists, 100th FLA power play point, Jan. 31 at DET
- Registered two assists, Jan. 19 vs. CHI
- Scored first goal of the season, 100th NHL goal, Jan. 17 vs. CHI

## REGULAR SEASON

## PLAYOFFS

SEASON TEAM	LEAGUE	GP	G	A	P	+/-	PIM	PPG	SHG	GWG	GP	G	A	P	PIM
2020-21 FLORIDA	NHL	56	3	24	27	-8	38	1	0	1	-	-	-	-	-
NHL TOTALS		1,032	102	498	600	-56	602	38	0	16	55	6	28	34	26

Player	Pos.	Shot	HT-WT	Born	How Acquired	Team	GP	G	A	P	+/-	PIM
Patrick Bajkov	F	R	6-0, 174	11/27/97	FA - 3/9/18	Greenville (ECHL)	42	14	17	31	-1	14
Michael Benning	D	R	5-9, 177	1/5/02	4th rd (95th) 2020	Denver (NCHC)	21	3	8	11	-1	8
Carter Berger	D	L	6-0, 200	9/17/99	4th rd (106th) 2019	UConn (H-East)	21	1	8	9	2	6
Henry Bowlby	F	L	6-2, 195	2/2/6/97	FA - 9/5/20	Syracuse (AHL)	20	5	6	11	11	8
Lucas Carlsson	D	L	6-0, 189	7/5/97	Trade - 4/8/21	<b>CHICAGO (NHL)</b>	12	0	1	1	1	2
						Syracuse (AHL)	9	2	6	8	10	6
						Rockford (AHL)	7	1	2	3	-2	4
Tommy Cross	D	L	6-3, 201	9/12/89	FA - 7/1/19	Providence (AHL)	16	3	5	8	7	10
Emil Djuse	D	L	5-11, 190	10/27/93	Trade - 2/24/20	Spartak (KHL)	45	6	22	28	-8	14
Eliot Ekmark	F	L	5-9, 162	1/29/02	7th rd (198th) 2020	Linköping HC (SHL)	31	1	0	1	-1	2
						Linköping HC (J20)	7	2	8	10	3	0
Max Gildon	D	L	6-3, 194	5/17/99	3rd rd (66th) 2017	Bakersfield (AHL)	28	2	17	19	18	25
Logan Hutsko	F	R	5-10, 172	2/11/99	3rd rd (89th) 2018	Boston College (H-East)	11	4	7	11	11	10
Tyler Inamoto	D	L	6-2, 194	5/6/99	5th rd (133rd) 2017	Wisconsin (BIG-10)	26	1	8	9	7	15
Santtu Kinnunen	D	R	6-3, 154	3/25/99	7th rd (207th) 2018	Tappara (Liiga)	59	5	14	19	1	16
Vladislav Kolyachonok	D	L	6-1, 193	5/26/01	2nd rd (52nd) 2019	Syracuse (AHL)	9	0	2	2	2	0
						Minsk (KHL)	46	1	5	6	-3	18
Cole Krygier	D	L	6-3, 192	5/5/00	7th rd (201st) 2018	Mich. State (BIG-10)	25	2	1	3	-5	25
Owen Lindmark	F	R	6-0, 192	5/17/01	5th rd (137th) 2019	Wisconsin (BIG-10)	27	4	13	17	2	4
John Ludvig	D	L	6-1, 213	8/2/00	7th rd (69th) 2019	Syracuse (AHL)	13	2	6	8	4	13
Anton Lundell	F	L	6-1, 185	10/3/01	1st rd (12th) 2020	HIFK (Liiga)	26	16	9	25	9	12
						Finland (WJC)	7	6	4	10	7	4
Maxim Mamin	F	L	6-2, 206	1/13/95	6th rd (175th) 2016	CSKA Moscow (KHL)	55	15	20	35	19	27
Jake Massie	D	L	6-1, 190	1/21/97	FA - 7/8/19	Greenville (ECHL)	29	3	8	11	3	22
Brad Morrison	F	L	6-0, 171	1/4/97	Trade - 4/2/21	Rockford (AHL)	6	3	2	5	6	2
						Indy (ECHL)	5	1	1	2	1	4
Serron Noel	F	R	6-5, 216	8/8/00	2nd rd (34th) 2018	Syracuse (AHL)	8	1	3	4	4	13
Chase Priskie	D	R	6-0, 185	3/19/96	6th rd (177th) 2016	Syracuse (AHL)	12	3	3	6	5	0
Ethan Prow	D	R	5-11, 182	11/17/92	FA - 7/1/19	EHC München (DEL)	26	4	16	20	18	4
Kasper Puutio	D	R	5-11, 180	6/3/02	5th rd (153rd) 2020	Kärpät (Liiga)	29	2	1	3	-6	0
						Kärpät (U20 Liiga)	2	0	0	0	0	0
						Finland (WJC)	7	0	2	2	-1	0
Alec Rauhauser	D	L	6-3, 216	3/7/95	FA - 3/26/20	Syracuse (AHL)	1	0	0	0	0	0
						Greenville (ECHL)	35	2	6	8	10	16
						DVTK (Slovakia)	22	4	7	11	-1	12
Henrik Rybinski	F	R	6-1, 172	6/26/01	5th rd (136th) 2019	Seattle (WHL)	21	7	19	26	-1	20
Aleksi Saarela	F	L	5-10, 200	1/7/97	Trade - 10/23/19	Lukko (Liiga)	43	23	14	37	10	22
Justin Schütz	F	L	5-11, 176	6/24/00	6th rd (170th) 2018	EHC München (DEL)	32	11	9	20	10	8
						EC Salzburg (ICEHL)	25	5	10	15	-1	34
Ty Smilanic	F	L	6-1, 175	1/20/02	3rd rd (74th) 2020	Quinnipiac (ECAC)	29	14	7	21	0	10
Justin Sourdif	F	R	5-11, 173	3/24/02	3rd rd (87th) 2020	Vancouver (WHL)	20	9	21	30	7	29
Zach Uens	D	L	6-1, 180	5/13/01	4th rd (105th) 2020	Merrimack (H-East)	14	1	6	7	0	8

Goaltender	Catches	HT-WT	Born	How Acquired	Team	GP	W-L-OT	GAA	SV%	SO
Ryan Bednard	L	6-5, 205	3/31/97	7th rd (206th) 2015	Syracuse (AHL)	2	1-1-0	2.61	.915	0
					Greenville (ECHL)	33	19-6-7	2.46	.916	4
Devon Levi	L	6-0, 184	12/27/01	7th rd (212th) 2020	Northeastern (H-East) -	-	-	-	-	-
					Canada (WJC)	7	6-1-0	0.750	.964	3
Sam Montembeault	L	6-3, 199	10/30/96	3rd rd (77th) 2015	Syracuse (AHL)	13	8-4-1	2.86	.898	1

Statistics as of May 7, 2021



## 2020-21 HEAD-TO-HEAD

OPPONENT	GP	W	L	OTL	PTS	GF	GA	PP%	PK%	SHOTS/GP	SA/GP
CAROLINA HURRICANES	8	2	4	2	6	19	28	8.6	66.7	33.4	28.9
CHICAGO BLACKHAWKS	8	6	2	0	12	31	24	26.9	72.0	36.8	30.3
COLUMBUS BLUE JACKETS	8	7	0	1	15	31	16	15.0	86.4	34.6	34.1
DALLAS STARS	8	6	2	0	12	23	20	19.2	81.0	34.5	29.1
DETROIT RED WINGS	8	6	2	0	12	24	16	36.4	95.5	32.8	31.8
NASHVILLE PREDATORS	8	5	2	1	11	29	23	27.6	79.0	40.9	29.5
TAMPA BAY LIGHTNING	8	5	2	1	11	31	24	15.6	82.8	31.4	26.6





## CENTRAL DIVISION

	GP	W	L	OT	PTS	RW	ROW	GF	GA	DIFF	HOME	AWAY
CAROLINA	56	36	12	8	80	27	32	179	136	+43	20-3-5	16-9-3
<b>FLORIDA</b>	<b>56</b>	<b>37</b>	<b>14</b>	<b>5</b>	<b>79</b>	<b>26</b>	<b>36</b>	<b>189</b>	<b>153</b>	<b>+36</b>	<b>20-5-3</b>	<b>17-9-2</b>
TAMPA BAY	56	36	17	3	75	29	35	181	147	+34	21-7-0	15-10-3
NASHVILLE	56	31	23	2	64	21	26	156	154	+2	18-10-0	13-13-2
DALLAS	56	23	19	14	60	17	21	158	154	+4	13-7-8	10-12-6
CHICAGO	56	24	25	7	55	15	22	161	186	-25	13-11-4	11-14-3
DETROIT	56	19	27	10	48	16	17	127	171	-44	12-11-5	7-16-5
COLUMBUS	56	18	26	12	48	12	15	137	187	-50	11-9-8	7-17-4

## EAST DIVISION

	GP	W	L	OT	PTS	RW	ROW	GF	GA	DIFF	HOME	AWAY
PITTSBURGH	56	37	16	3	77	29	34	196	156	+40	22-4-2	15-12-1
WASHINGTON	56	36	15	5	77	29	33	191	163	+28	17-8-3	19-7-2
BOSTON	56	33	16	7	73	25	29	168	136	+32	18-7-3	15-9-4
NY ISLANDERS	56	32	17	7	71	24	28	156	128	+28	21-4-3	11-13-4
NY RANGERS	56	27	23	6	60	24	26	177	157	+20	14-11-3	13-12-3
PHILADELPHIA	56	25	23	8	58	17	22	163	201	-38	12-12-4	13-11-4
NEW JERSEY	56	19	30	7	45	15	19	145	194	-49	7-18-3	12-12-4
BUFFALO	56	15	34	7	37	11	11	138	199	-61	8-16-4	7-18-3

## NORTH DIVISION

	GP	W	L	OT	PTS	RW	ROW	GF	GA	DIFF	HOME	AWAY
TORONTO	56	35	14	7	77	29	34	187	148	+39	18-7-3	17-7-4
EDMONTON	55	35	18	2	72	31	35	182	150	+32	16-11-0	19-7-2
WINNIPEG	56	30	23	3	63	24	30	170	154	+16	13-13-2	17-10-1
MONTREAL	56	24	21	11	59	20	23	159	168	-9	13-11-4	11-10-7
CALGARY	53	24	26	3	51	21	23	142	150	-8	14-12-1	10-14-2
OTTAWA	56	23	28	5	51	18	21	157	190	-33	14-10-4	9-18-1
VANCOUVER	52	21	28	3	45	15	18	136	173	-37	12-12-2	9-16-1

## WEST DIVISION

	GP	W	L	OT	PTS	RW	ROW	GF	GA	DIFF	HOME	AWAY
COLORADO	56	39	13	4	82	35	39	197	133	+64	22-4-2	17-9-2
VEGAS	56	40	14	2	82	30	39	191	124	+67	21-5-2	19-9-0
MINNESOTA	56	35	16	5	75	27	34	181	160	+21	21-5-2	14-11-3
ST. LOUIS	56	27	20	9	63	19	25	169	170	-1	12-11-5	15-9-4
ARIZONA	56	24	26	6	54	19	21	153	176	-23	12-12-4	12-14-2
LOS ANGELES	56	21	28	7	49	19	20	143	170	-27	9-14-5	12-14-2
SAN JOSE	56	21	28	7	49	15	16	151	199	-48	11-13-4	10-15-3
ANAHEIM	56	17	30	9	43	11	15	126	179	-53	6-18-4	11-12-5

Statistics as of May 15 2021



FEAR NO ONE, FLORIDA PANTHERS



# PLAYOFFS RECORDS







## BB&T CENTER

Feb. 11  
Feb. 13  
May 8  
May 10

## PANTHERS

5  
1  
5  
4

## LIGHTNING

2  
6  
1  
0

## GOALTENDERS

S. Bobrovsky (FLA) | A. Vasilevskiy (TBL)  
S. Bobrovsky (FLA) | A. Vasilevskiy (TBL)  
S. Bobrovsky (FLA) | A. Vasilevskiy (TBL)  
C. Driedger (FLA) | A. Vasilevskiy (TBL)

## W. GOAL

A. Ekblad (FLA)  
M. Joseph (TBL)  
S. Bennett (FLA)  
M. Weegar (FLA)



## AMALIE ARENA

Feb. 15  
March 21  
April 15  
April 17

## LIGHTNING

4  
5  
3  
3

## PANTHERS

6  
3  
2  
5

## GOALTENDERS

C. McElhinney (TBL) | C. Driedger (FLA)  
C. McElhinney (TBL) | S. Bobrovsky (FLA)  
A. Vasilevskiy (TBL) | C. Driedger (FLA)  
A. Vasilevskiy (TBL) | S. Bobrovsky (FLA)

## W. GOAL

A. Barkov (FLA)  
T. Johnson (TBL)  
V. Hedman (TBL)\*  
F. Vatrano (FLA)

\*Overtime | \*\*Shootout

## FLORIDA PANTHERS

PLAYER	GP	G	A	P	+/-	PIM	EVG	EVP	PPG	PPP	SHG	S
Aleksander Barkov	8	1	7	8	-2	2	1	4	0	4	0	23
Alex Wennberg	8	5	3	8	6	0	5	7	0	1	0	11
Jonathan Huberdeau	7	3	4	7	4	10	3	6	0	1	0	12
Frank Vatrano	8	4	2	6	5	4	4	5	0	1	0	12
Carter Verhaeghe	5	3	2	5	2	9	3	5	0	0	0	13
Patric Hornqvist	6	3	2	5	0	6	1	3	2	2	0	22
Anthony Duclair	7	3	1	4	3	2	3	4	0	0	0	19
MacKenzie Weegar	8	1	3	4	4	8	1	4	0	0	0	9
Sam Bennett	2	1	3	4	4	12	0	3	1	1	0	4
Radko Gudas	8	0	3	3	4	14	0	3	0	0	0	9
Keith Yandle	8	0	3	3	-4	14	0	1	0	2	0	14
Owen Tippett	8	1	2	3	-1	0	1	3	0	0	0	12
Gustav Forsling	5	1	2	3	2	0	0	2	1	1	0	7
Markus Nutivaara	6	0	3	3	3	2	0	3	0	0	0	14
Eetu Luostarinen	4	0	3	3	-1	6	0	3	0	0	0	2
Aaron Ekblad	4	1	1	2	-1	8	0	1	1	1	0	9
Anton Stralman	5	1	1	2	-1	0	1	2	0	0	0	7
Juho Lammikko	5	1	1	2	-1	0	0	1	0	0	1	6
Brett Connolly	3	1	1	2	3	0	1	2	0	0	0	7
Mason Marchment	5	0	1	1	1	2	0	1	0	0	0	6
Brandon Montour	3	1	0	1	7	16	1	1	0	0	0	4
Nikita Gusev	3	0	1	1	-1	0	0	0	0	1	0	7
Alexi Heponiemi	2	0	0	0	1	0	0	0	0	0	0	4
Kevin Connauton	1	0	0	0	0	5	0	0	0	0	0	1
Noah Juulsen	1	0	0	0	-1	0	0	0	0	0	0	0
Grigori Denisenko	1	0	0	0	1	0	0	0	0	0	0	2

## GOALTENDER

GOALTENDER	GP	W	L	OT	SA	Svs	GA	SV%	GAA	SO
Sergei Bobrovsky	5	3	2	0	132	116	16	.879	3.23	0
Chris Driedger	3	2	0	1	80	73	7	.913	2.33	1

POWER PLAY 5 - 32 (15.6%)  
PENALTY KILL 24 - 29 (82.8%)

## TAMPA BAY LIGHTNING

PLAYER	GP	G	A	P	+/-	PIM	EVG	EVP	PPG	PPP	SHG	S
Ondrej Palat	7	1	5	6	-4	8	0	4	1	2	0	13
Victor Hedman	6	1	5	6	1	6	1	3	0	3	0	10
Brayden Point	8	4	2	6	-3	0	2	4	2	2	0	14
Mathieu Joseph	8	3	2	5	-3	0	3	5	0	0	0	8
Tyler Johnson	8	4	0	4	-4	6	3	3	1	1	0	15
Yanni Gourde	8	1	3	4	-3	23	1	3	0	1	0	18
Mikhail Sergachev	8	0	4	4	-7	4	0	3	0	1	0	10
Blake Coleman	8	0	4	4	1	11	0	4	0	0	0	13
Gemel Smith	3	0	3	3	4	11	0	3	0	0	0	0
Barclay Goodrow	7	1	2	3	1	18	1	3	0	0	0	8
Erik Cernak	8	1	2	3	-3	4	1	3	0	0	0	17
Alex Killorn	8	2	1	3	-5	6	1	2	1	1	0	20
Alexander Volkov	3	3	0	3	4	0	3	3	0	0	0	6
Pat Maroon	7	0	2	2	1	14	0	2	0	0	0	4
Ross Colton	5	1	1	2	-2	14	1	2	0	0	0	14
Ryan McDonagh	6	0	1	1	1	0	0	1	0	0	0	8
Luke Schenn	7	1	0	1	0	17	1	1	0	0	0	10
Steven Stamkos	2	1	0	1	0	0	1	1	0	0	0	5
Anthony Cirelli	6	0	1	1	-5	0	0	0	0	1	0	4
Jan Rutta	5	0	1	1	1	8	0	1	0	0	0	5
Alex Barre-Boulet	3	0	0	0	-3	0	0	0	0	0	0	2
Cal Foote	3	0	0	0	-2	0	0	0	0	0	0	1
Fredrik Claesson	2	0	0	0	-1	12	0	0	0	0	0	1
Ben Thomas	1	0	0	0	0	0	0	0	0	0	0	1
David Savard	4	0	0	0	-2	0	0	0	0	0	0	5
Daniel Walcott	1	0	0	0	-1	5	0	0	0	0	0	1
Mitchell Stephens	2	0	0	0	-1	0	0	0	0	0	0	0

## GOALTENDER

GOALTENDER	GP	W	L	OT	SA	Svs	GA	SV%	GAA	SO
Andrei Vasilevskiy	6	2	4	0	196	176	20	.898	3.36	0
Curtis McElhinney	2	1	1	0	53	44	9	.830	4.58	0















POWER PLAY 5 - 29 (17.2%)  
PENALTY KILL 27 - 32 (84.4%)

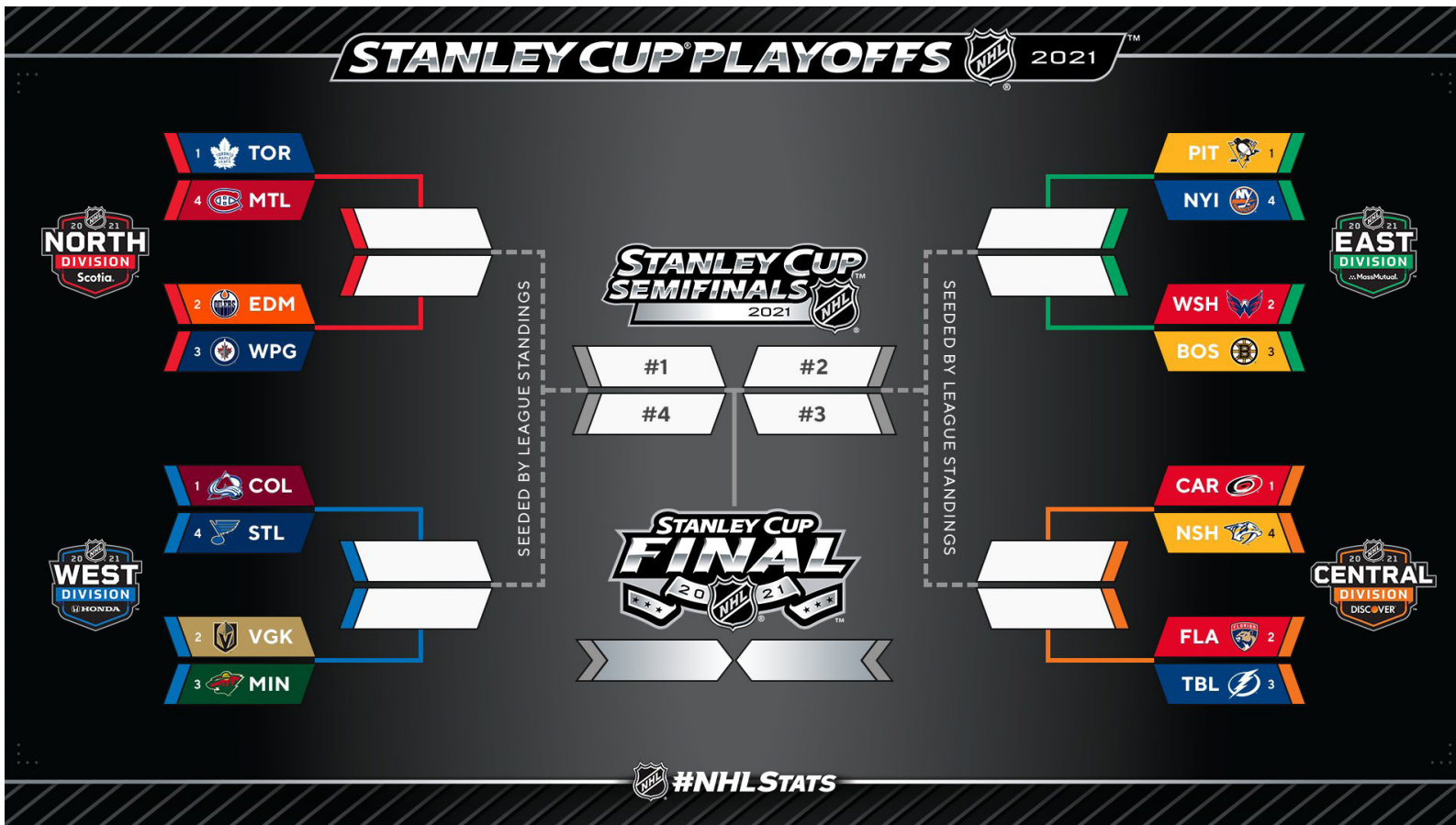


- Florida and Tampa Bay will face one another in the Stanley Cup Playoffs for the first time.
- The Panthers will open the postseason on home ice for the fifth time in franchise history.
- The Panthers and Lightning have squared off in the regular season 146 times with Florida owning a 70-48-10-17 all-time record. On home ice, the Panthers own a 41-16-4-10 mark.
- The Cats owned a 5-2-1 record over eight games in the season series against Tampa Bay, while notching a 3-1-0 mark on home ice. Florida's five wins against Tampa Bay were the most accumulated in a single season by the Panthers against the Lightning since 2006-07.
- Florida enters the series with wins in each of its last three contests against Tampa Bay, scoring at least four goals in each of those games.
- Including the 2021 Stanley Cup Playoffs, Aleksander Barkov, Aaron Ekblad and Jonathan Huberdeau have each been with the Panthers for each of the club's past three postseason appearances.
- Jonathan Huberdeau's 36 points (12-24-36) over 37 career regular season games against Tampa Bay are the most against any single NHL club in his career. In franchise history, only Olli Jokinen (24-26-50) and Nathan Horton (22-17-39) have recorded more points against Tampa Bay while wearing a Panthers uniform.
- FLA forward Carter Verhaeghe played 52 games for TBL (2019-20), notching 13 points (9-4-13). He won the 2020 Stanley Cup with TBL, producing two assists over eight postseason games.
- FLA defenseman Radko Gudas was selected by TBL in the third round (66th overall) of the 2010 NHL Draft. He played 126 games for TBL (2012-13 to 2014-15), producing 32 pts (7-25-32).
- Gudas won the 2012 Calder Cup while playing for Tampa Bay's AHL affiliate, the Norfolk Admirals, winning alongside present-day TBL forwards Tyler Johnson, Alex Killorn and Ondrej Palat, as well as TBL GM Julien BriseBois, Head Coach Jon Cooper and Goaltending Coach Frantz Jean.
- FLA defenseman Anton Stralman played 355 games for TBL (2014-15 to 2018-19), amassing 130 points (29-101-130). Stralman appeared in the 2015 Stanley Cup Final with TBL, recording 10 points (1-9-10) over 26 games during the 2014-15 Stanley Cup playoffs.
- FLA forward Nikita Gusev was originally selected by TBL in the seventh round (202nd overall) of the 2012 NHL Draft.
- FLA forward Owen Tippett and TBL forward Mitchell Stephens are cousins.





SUNDAY MAY 16	TUESDAY MAY 18	THURSDAY MAY 20	SATURDAY MAY 22	MONDAY MAY 24	WEDNESDAY MAY 26	FRIDAY MAY 28
<b>GAME 1</b> BB&T CENTER	<b>GAME 2</b> BB&T CENTER	<b>GAME 3</b> AMALIE ARENA	<b>GAME 4</b> AMALIE ARENA	<b>GAME 5</b> BB&T CENTER	<b>GAME 6</b> AMALIE ARENA	<b>GAME 7</b> BB&T CENTER
 	 	 	 	 	 	 
<b>7:30 P.M.</b>	<b>8 P.M.</b>	<b>6:30 P.M.</b>	<b>12:30 P.M.</b>	<b>TBD</b>	<b>TBD</b>	<b>TBD</b>



PLAYER	POS	GP	G	A	P	+/-	PIM	PPG	SHG	OTG	GWG	S
Ray Sheppard	R	26	10	8	18	0	0	4	0	0	0	59
Dave Lowry	L	27	10	7	17	5	39	4	0	1	2	53
Stu Barnes	C	22	6	10	16	10	4	2	0	0	2	57
Scott Mellanby	R	31	3	9	12	-11	50	2	0	0	0	67
Robert Svehla	D	31	1	11	12	-1	40	1	0	0	0	55
Rob Niedermayer	C	31	8	4	12	-10	24	3	0	0	2	58
Bill Lindsay	L	25	5	6	11	6	26	0	1	0	1	37
Gord Murphy	D	19	0	9	9	1	10	0	0	0	0	71
Ed Jovanovski	D	34	1	8	9	-3	60	0	0	0	0	65
Paul Laus	D	30	2	7	9	0	74	0	0	0	0	29
Tom Fitzgerald	R	27	4	5	9	2	34	0	0	0	2	45
Johan Garpenlov	L	24	6	2	8	-2	12	2	0	0	1	41
Reilly Smith	R	6	4	4	8	7	0	0	0	0	0	24
Jason Woolley	D	13	2	6	8	3	14	1	0	0	1	27
Aleksander Barkov	C	10	3	4	7	-2	4	1	0	0	0	42
Brian Campbell	D	13	1	5	6	-5	2	1	0	0	1	17
Jonathan Huberdeau	L	10	2	4	6	1	12	0	0	0	0	46
Sean Bergenheim	L	7	3	3	6	-2	4	1	0	0	0	24
Mike Hough	L	27	5	1	6	3	10	0	0	1	2	48
Dmitry Kulikov	D	13	1	4	5	0	8	0	0	0	0	25
Jody Hull	R	19	3	2	5	3	0	0	0	0	0	30
Kris Versteeg	R	7	3	2	5	2	8	2	0	0	1	18
Mike Hoffman	C	4	3	2	5	-1	4	2	0	0	0	8
Marcel Goc	C	7	2	3	5	0	0	1	0	0	1	14
Stephen Weiss	C	7	3	2	5	0	6	3	0	0	0	12
Mikael Samuelsson	R	7	0	5	5	-1	2	0	0	0	0	14
Pavel Bure	R	4	1	3	4	-3	2	1	0	0	0	15
Jussi Jokinen	L	6	1	3	4	5	4	1	0	0	0	7
Alexander Petrovic	D	6	1	3	4	5	4	0	0	0	1	7
Nick Bjugstad	C	5	2	2	4	6	2	0	0	0	1	21
Brian Skrudland	C	21	1	3	4	6	18	0	0	0	0	27
Martin Straka	C	17	2	2	4	-4	2	0	0	0	0	22
Radek Dvorak	R	19	1	3	4	2	0	0	0	0	0	37
Terry Carkner	D	27	0	4	4	5	16	0	0	0	0	22
Tomas Fleischmann	L	7	1	2	3	0	2	0	0	0	0	13
Kirk Muller	L	5	1	2	3	-3	4	1	0	0	0	20
Rhett Warrener	D	26	0	3	3	3	10	0	0	0	0	19
Keith Yandle	D	4	0	3	3	-2	0	0	0	0	0	6
Mike Sillinger	C	4	2	1	3	-1	2	0	0	0	0	7
Jason Garrison	D	4	1	2	3	-2	0	1	0	0	0	12



PLAYER	POS	GP	G	A	P	+/-	PIM	PPG	SHG	OTG	GWG	S
Scottie Upshall	R	7	1	2	3	-1	4	0	0	0	0	9
Jaromir Jagr	R	6	0	2	2	-2	4	0	0	0	0	20
Teddy Purcell	L	6	2	0	2	-3	0	1	0	0	0	12
Tyson Strachan	D	2	0	1	1	2	0	0	0	0	0	0
Derek MacKenzie	C	6	0	1	1	-1	4	0	0	0	0	9
Mark Parrish	R	4	0	1	1	-2	0	0	0	0	0	5
Jiri Hudler	R	6	0	1	1	-2	4	0	0	0	0	5
Garrett Wilson	L	6	0	1	1	-1	4	0	0	0	0	4
Aaron Ekblad	D	10	0	1	1	0	2	0	0	0	0	24
Alex Hicks	L	4	0	1	1	-1	4	0	0	0	0	4





PLAYER	GP	GS	W	L	SA	SVS	GA	SV%	GAA	SO	A	P	PIM
John Vanbiesbrouck	27	26	13	14	919	856	63	0.931	2.28	2	1	1	20
Roberto Luongo	6	6	2	4	227	212	15	0.934	2.05	0	0	0	0
Jose Theodore	5	5	2	2	135	124	11	0.919	2.46	1	0	0	0
Scott Clemmensen	3	2	1	2	88	81	7	0.92	2.34	0	1	1	0
Sergei Bobrovsky	4	4	1	3	121	109	12	0.901	3.07	0	0	0	0
Mike Vernon	4	3	0	4	136	124	12	0.912	3.04	0	0	0	10
Mark Fitzpatrick	2	1	0	0	30	24	6	0.8	6	0	0	0	0



## 1996 EASTERN CONFERENCE QUARTERFINALS

DATE	OPPONENT	RESULT	SCORE	ATTENDANCE	GOALS
4/17	Boston	W	6-3	14,703*	Sheppard (2), Hough, Hull, <u>Woolley</u> , Garpenlov
4/22	Boston	W	6-2	14,703*	Jovanovski, Sheppard, <u>Lowry</u> (2), Woolley, Garpenlov
4/24	@ Boston	W	4-2	14,922	Hull (2), Mellanby, <u>Hough</u>
4/25	@ Boston	L	2-6	14,810	Lindsay, Sheppard
4/27	Boston	W	4-3	14,703*	Skrudland, Laus, Lowry, <u>Lindsay</u>

## 1996 EASTERN CONFERENCE SEMIFINALS

DATE	OPPONENT	RESULT	SCORE	ATTENDANCE	GOALS
5/2	@ Philadelphia	W	2-0	17,380	<u>Barnes</u> , Lowry
5/4	@ Philadelphia	L	2-3	17,380	Sheppard, Lowry
5/7	Philadelphia	L	1-3	14,703*	Laus
5/9	Philadelphia	W-OT	4-3	14,703*	Niedermayer (2), Barnes, <u>Lowry</u>
5/12	@ Philadelphia	W-2OT	2-1	17,380	Barnes, <u>Hough</u>
5/14	Philadelphia	W	4-1	14,703*	Lindsay, <u>Niedermayer</u> , Lowry, Garpenlov

## 1996 EASTERN CONFERENCE FINAL

DATE	OPPONENT	RESULT	SCORE	ATTENDANCE	GOALS
5/18	@ Pittsburgh	W	5-1	17,355	Lowry (2), <u>Fitzgerald</u> (2), Mellanby
5/20	@ Pittsburgh	L	2-3	17,181	Sheppard, Lindsay
5/24	Pittsburgh	W	5-2	14,703*	Sheppard, Dvorak, <u>Barnes</u> (2), Straka
5/26	Pittsburgh	L	1-2	14,703*	Lowry
5/28	@ Pittsburgh	L	0-3	17,355	
5/30	Pittsburgh	W	4-3	14,703*	Mellanby, Lindsay, Straka, <u>Niedermayer</u>
6/1	@ Pittsburgh	W	3-1	17,355	Hough, <u>Fitzgerald</u> , Garpenlov

## 1996 STANLEY CUP FINAL

DATE	OPPONENT	RESULT	SCORE	ATTENDANCE	GOALS
6/4	@ Colorado	L	1-3	16,061	Fitzgerald
6/6	@ Colorado	L	1-8	16,061	Barnes
6/8	Colorado	L	2-3	14,703*	Sheppard, Niedermayer
6/10	Colorado	L-3OT	0-1	14,703*	

## 1997 EASTERN CONFERENCE QUARTERFINALS

DATE	OPPONENT	RESULT	SCORE	ATTENDANCE	GOALS
4/17	NY Rangers	W	3-0	14,703*	<u>Garpenlov</u> , Muller, Niedermayer
4/20	NY Rangers	L	0-3	14,703*	
4/22	@ NY Rangers	L-OT	3-4	18,200	Garpenlov, Sheppard, Svehla
4/23	@ NY Rangers	L	2-3	18,200	Niedermayer, Nemirovsky
4/25	NY Rangers	L-OT	2-3	14,703*	Hough, Sheppard



## 2000 EASTERN CONFERENCE QUARTERFINALS

DATE	OPPONENT	RESULT	SCORE	ATTENDANCE	GOALS
4/13	@ New Jersey	L	3-4	15,024	Niedermayer, Worrell, Sillinger
4/16	@ New Jersey	L	1-2	17,206	Sillinger
4/18	New Jersey	L	1-2	19,250*	Whitney
4/20	New Jersey	L	1-4	19,250*	Bure

## 2012 EASTERN CONFERENCE QUARTERFINALS

DATE	OPPONENT	RESULT	SCORE	ATTENDANCE	GOALS
4/13	New Jersey	L	2-3	19,119*	Bergenheim, Versteeg
4/15	New Jersey	W	4-2	19,248*	Weiss (2), <u>Goc</u> Fleischmann
4/17	@ New Jersey	W	4-3	17,625	Bergenheim, Garrison, Weaver, <u>Campbell</u>
4/19	@ New Jersey	L	0-4	17,625	
4/21	New Jersey	W	3-0	19,513*	<u>Versteeg</u> , Upshall, Kopecky
4/24	@ New Jersey	L-OT	2-3	17,625	Versteeg, Bergenheim
4/26	New Jersey	L-2OT	2-3	19,313*	Weiss, Goc

\*=Home Sellout Underline=GWG

## 2016 EASTERN CONFERENCE QUARTERFINALS

DATE	OPPONENT	RESULT	SCORE	ATTENDANCE	GOALS
4/14	NY Islanders	L	4-5	17,422	Purcell, Jokinen, Smith (2)
4/15	NY Islanders	W	3-1	18,373	Smith, <u>Bjugstad</u> , Kulikov
4/17	@ NY Islanders	L	3-4 (OT)	15,795	Smith, Barkov, Bjugstad
4/20	@ NY Islanders	W	2-1	15,795	Purcell, <u>Petrovic</u>
4/22	NY Islanders	L	1-2(2OT)	20,247*	Barkov
4/24	@ NY Islanders	L	1-2(2OT)	15,795	Huberdeau

\*=Home Sellout Underline=GWG

## 2020 STANLEY CUP QUALIFIERS - SCOTIABANK ARENA

DATE	OPPONENT	RESULT	SCORE	ATTENDANCE	GOALS
8/1	@ NY Islanders	L	2-1	-	Huberdeau
8/4	@ NY Islanders	L	4-2	-	Hoffman, Barkov
8/5	NY Islanders	W	3-2	-	Haula, Hoffman, Boyle
8/7	NY Islanders	L	5-1	-	Hoffman

PLAYER	GOALS
Dave Lowry.....	10
Ray Sheppard.....	10
Rob Niedermayer.....	8
Stu Barnes.....	6
Johan Garpenlov.....	6

PLAYER	ASSISTS
Robert Svehla.....	11
Stu Barnes.....	10
Scott Mellanby.....	9
Gord Murphy.....	9
Ray Sheppard.....	8
Ed Jovanovski.....	8

PLAYER	POINTS
Ray Sheppard.....	18
Dave Lowry.....	17
Stu Barnes.....	16
Scott Mellanby.....	12
Rob Niedermayer.....	12
Robert Svehla.....	12

PLAYER	GAMES
Ed Jovanovski.....	34
Scott Mellanby.....	31
Robert Svehla.....	31
Rob Niedermayer.....	31
Paul Laus.....	30

PLAYER	PIM
Paul Laus.....	74
Ed Jovanovski.....	60
Scott Mellanby.....	50
Robert Svehla.....	40
Dave Lowry.....	39

PLAYER	POWER-PLAY GOALS
Dave Lowry.....	4
Ray Sheppard.....	4
Rob Niedermayer.....	3
Stephen Weiss.....	3

PLAYER	SHORT-HANDED GOALS
Tomas Kopecky.....	1
Bill Lindsay.....	1

PLAYER	GAME-WINNING GOALS
Stu Barnes.....	2
Tom Fitzgerald.....	2
Mike Hough.....	2
Dave Lowry.....	2
Rob Niedermayer.....	2

DEFENSEMEN	G	A	PTS
Robert Svehla.....	1	11	12
Paul Laus.....	2	7	9
Ed Jovanovski.....	1	8	9
Gord Murphy.....	0	9	9

GOALTENDER.....	GAMES
John Vanbiesbrouck.....	27
Roberto Luongo.....	6
Sergei Bobrovsky.....	5
Jose Theodore.....	5
Mike Vernon.....	4
Scott Clemmensen.....	3

WINS	
John Vanbiesbrouck.....	13

SHUTOUTS	
John Vanbiesbrouck .....	2
Jose Theodore .....	1

GOALS-AGAINST AVERAGE	
Roberto Luongo .....	2.05
John Vanbiesbrouck .....	2.28
Scott Clemmensen .....	2.34
Jose Theodore .....	2.46
Mike Vernon.....	3.04

## MOST

**GOALS** – 3 – Several times. Last: (2nd per.) vs. NY Rangers (4/17/97)

**GOALS AGAINST** – 4 – (1st per.) at Colorado (6/6/96)

**GOALS BOTH TEAMS** – 5 – 3 times (1st per.) at New Jersey (4/17/12), (2nd per.) vs. Boston (4/22/96) and (1st per.) at Colorado (6/6/96)

**PENALTY MINUTES** – 39 – (1st per.) vs. Boston (4/22/96)

**PENALTY MINUTES BY OPPONENT** – 35 – (1st per.) vs. Boston (4/22/96)

**PENALTY MINUTES BY BOTH TEAMS** – 74 – (1st per.) vs. Boston (4/22/96)

**SHOTS ON GOAL AT HOME** – 23 – (3rd per.) vs. Pittsburgh (5/24/96)

**SHOTS ON GOAL ON ROAD** – 15 – (2nd per.) at Colorado (6/6/96)

**SHOTS AGAINST AT HOME** – 26 – (1st per.) vs. New Jersey (4/13/12)

**SHOTS AGAINST ON ROAD** – 17 – Twice (1st per.) at Philadelphia (5/4/96) and (1st per.) at Pittsburgh (5/28/96)

**POWER-PLAY GOALS** – 2 – 5 times (3rd per.) vs. New Jersey (4/26/12), (2nd per.) at New Jersey (4/17/12), (2nd per.) vs. Boston (4/17/96), (2nd per.) vs. NY Rangers (4/17/97) and (2nd per.) at NY Rangers (4/22/97)

**POWER-PLAY GOALS AGAINST** – 3 – (1st per.) at Colorado (6/6/96)

**SHORT-HANDED GOALS** – 1 – Twice (3rd per.) vs. New Jersey (4/21/12) and (1st per.) vs. Philadelphia (5/14/96)

**SHORT-HANDED GOALS AGAINST** – 1 – 3 times (2nd per.) at New Jersey (4/16/00), (1st per.) at Boston (4/25/96) and (2nd per.) vs. Boston (4/22/96)

## FEWEST

**SHOTS ON GOAL** – 1 – (2nd per.) vs. New Jersey (4/18/00)

**SHOTS ON GOAL AGAINST** – 2 – (3rd per.) vs. Pittsburgh (5/24/96)

## FASTEST

**OPENING GOAL** – :23 – Stephen Weiss vs. New Jersey (4/15/12)

**OPENING GOAL AGAINST** – :33 – Zach Parise at New Jersey (4/17/12)

**OPENING GOAL, HOME** – :23 – Stephen Weiss vs. New Jersey (4/15/12)

**OPENING GOAL, ROAD** – :30 – Jody Hull at Boston (4/24/96)

**OPENING GOAL AGAINST, HOME** – :39 – Mark Messier vs. NY Rangers (4/25/97)

**OPENING GOAL AGAINST, ROAD** – :33 – Zach Parise at New Jersey (4/17/12)

**GOAL FROM START OF PERIOD** – :23 – Twice, Jonathan Huberdeau (3rd per.) vs. NY Islanders (8/1/20), Stephen Weiss

**GOAL FROM START OF PERIOD AGAINST** – :27 – Petr Nedved (2nd per.) vs. Pittsburgh (5/24/96)

**OVERTIME GOAL** – 4:06 (OF 1ST OT) – Dave Lowry vs. Philadelphia (5/9/96)

**OVERTIME GOAL AGAINST** – 5:39 (OF 1ST OT) – Travis Zajac vs. New Jersey (4/24/12)

**TWO GOALS SCORED BY ONE PLAYER** – :49 – Stephen Weiss (1st per.) vs. New Jersey (4/15/12)

**TWO GOALS AGAINST BY ONE PLAYER** – 1:19 – Peter Forsberg (1st per.) at Colorado (6/6/96)

**TWO GOALS** – :25 – Ray Sheppard/Mike Hough (1st per.) vs. Boston (4/17/96)

**TWO GOALS AGAINST** – :31 – Rene Corbet/Valeri Kamensky (2nd per.) at Colorado (6/6/96)

**THREE GOALS** – 1:17 – Sheppard 7:37, Hough 8:02, Hull 8:54, (1st per.) vs. Boston (4/17/96)

**THREE GOALS AGAINST** – 3:49 – Young 10:32, Ricci 12:21, Krupp 14:21, (2nd per.) at Colorado (6/4/96)



## MOST

**DECISIVE WIN** – 6-2 – vs. Boston (4/22/96) and 5-1 at Pittsburgh (5/18/96)

**DECISIVE WIN AT HOME** – 6-2 – vs. Boston (4/22/96)

**DECISIVE WIN ON ROAD** – 5-1 – at Pittsburgh (5/18/96)

**DECISIVE SHUTOUT** – Twice 3-0 – vs. New Jersey (4/21/12) and vs. NY Rangers (4/17/97)

**DECISIVE SHUTOUT WIN AT HOME** – Twice 3-0 – vs. New Jersey (4/21/12) and vs. NY Rangers (4/17/97)

**DECISIVE SHUTOUT WIN ON ROAD** – 2-0 – at Philadelphia (5/2/96)

**DECISIVE LOSS** – 8-1 – at Colorado (6/6/96)

**DECISIVE LOSS AT HOME** – 5-1 vs. NY Islanders (8/7/20)

**DECISIVE LOSS ON ROAD** – 8-1 – at Colorado (6/6/96)

**DECISIVE SHUTOUT LOSS** – 4-0 – at New Jersey (4/19/12)

**DECISIVE SHUTOUT LOSS AT HOME** – 3-0 – vs. NY Rangers (4/20/97)

**DECISIVE SHUTOUT LOSS ON ROAD** – 4-0 – at New Jersey (4/19/12)

**GOALS** – 6 – Twice – vs. Boston (4/17/96 and 4/22/96)

**GOALS AT HOME** – 6 – Twice – vs. Boston (4/17/96 and 4/22/96)

**GOALS ON ROAD** – 5 – at Pittsburgh (5/18/96)

**GOALS BOTH TEAMS** – 9 – vs. Boston (4/17/96), 6-3 (W) and at Colorado (6/6/96), 8-1 (L)

**GOALS AGAINST** – 8 – at Colorado (6/6/96), 8-1 (L)

**GOALS AGAINST AT HOME** – 5 – Twice – vs. NY Islanders (8/7/20 and 4/14/16)

**GOALS AGAINST ON ROAD** – 8 – at Colorado (6/6/96), 8-1 (L)

**ASSISTS** – 11 – vs. Boston (4/17/96)

**SCORING POINTS** – 17 – vs. Boston (4/17/96)

**PENALTY MINUTES** – 57 – vs. Boston (4/22/96)

**PENALTY MINUTES BY OPPONENT** – 64 – vs. Boston (4/22/96)

**PENALTY MINUTES BY BOTH TEAMS** – 121 – vs. Boston (4/22/96)

**PENALTIES** – 19 – (57 PIM) vs. Boston (4/22/96)

**PENALTIES BY OPPONENT** – 21 – (64 PIM) vs. Boston (4/22/96)

**POWER-PLAY GOALS** – 3 – at New Jersey (4/17/12)

**POWER-PLAY GOALS AGAINST** – 4 – at Colorado (6/6/96)

**SHORT-HANDED GOALS** – 1 – Twice – vs. New Jersey (4/21/12), vs. Philadelphia (5/14/96)

**SHORT-HANDED GOALS AGAINST** – 1 – 3 times – at New Jersey (4/16/00), at Boston (4/25/96) and vs. Boston (4/22/96)

**SHOTS ON GOAL** – 63 – vs. Colorado (6/10/96)

**SHOTS ON GOAL AT HOME** – 63 – vs. Colorado (6/10/96)

**SHOTS ON GOAL ON ROAD** – 42 – vs. Philadelphia (5/12/96)

**SHOTS ON GOAL BOTH TEAMS** – 119 – vs. Colorado (6/10/96)

**SHOTS AGAINST** – 56 – vs. Colorado (6/10/96)

**SHOTS AGAINST AT HOME** – 56 – vs. Colorado (6/10/96)

**SHOTS AGAINST ON ROAD** – 47 – at Philadelphia (5/4/96)

## FEWEST

**PENALTY MINUTES** – 2 – vs. Colorado (6/8/96)

**PENALTY MINUTES BY OPPONENT** – 2 – at New Jersey (4/24/12)

**PENALTY MINUTES BY BOTH TEAMS** – 6 – vs. Colorado (6/8/96)

**SHOTS ON GOAL** – 15 – at Philadelphia (5/2/96)

**SHOTS ON GOAL AT HOME** – 22 – vs. New Jersey (4/18/00)

**SHOTS ON GOAL ON ROAD** – 15 – at Philadelphia (5/2/96)

**SHOTS ON GOAL BOTH TEAMS** – 33 – at Philadelphia (5/2/96)

**SHOTS AGAINST** – 18 – at Philadelphia (5/2/96)

**SHOTS AGAINST AT HOME** – 22 – Twice – vs. NY Islanders (8/5/20), vs. Colorado (6/8/97)

**SHOTS AGAINST ON ROAD** – 18 – at Philadelphia (5/2/96)

## MOST

<b>GOALS</b> – 61 – (1996)	<b>SHUTOUTS AT HOME</b> – 1 – (1997 and 2012)
<b>ASSISTS</b> – 95 – (1996)	<b>SHUTOUTS ON ROAD</b> – 1 – (1996)
<b>POINTS (GOALS/ASSISTS)</b> – 156 – (1996)	<b>SHUTOUTS AGAINST</b> – 2 – (1996)
<b>PENALTY MINUTES</b> – 395 – (1996)	<b>SHUTOUTS AGAINST AT HOME</b> – 1 – (1996 and 1997)
<b>GOALS AT HOME</b> – 37 – (1996)	<b>SHUTOUTS AGAINST ON ROAD</b> – 1 – (1996 and 2012)
<b>GOALS ON ROAD</b> – 24 – (1996)	<b>GAMES</b> – 22 – (1996)
<b>GOALS AGAINST</b> – 57 – (1996)	<b>WINS</b> – 12 – (1996)
<b>POWER-PLAY GOALS</b> – 14 – (1996)	<b>WINS AT HOME</b> – 7 – (1996)
<b>POWER-PLAY GOALS AGAINST</b> – 20 – (1996)	<b>WINS ON ROAD</b> – 5 – (1996)
<b>SHORT-HANDED GOALS</b> – 1 – (1996 and 2012)	<b>LOSSES</b> – 10 – (1996)
<b>SHORT-HANDED GOALS AGAINST</b> – 2 – (1996)	<b>LOSSES AT HOME</b> – 4 – (1996)
<b>SHUTOUTS</b> – 1 – (1996, 1997 and 2012)	<b>LOSSES ON ROAD</b> – 6 – (1996)

## LONGEST STREAKS

<b>WIN STREAK</b> – 4 GAMES – 5/9 - 5/18/96	<b>LOSING STREAK AT HOME VS. A SINGLE TEAM</b> – 3 GAMES – vs. New Jersey (4/18/00-4/13/12)
<b>WIN STREAK AT HOME</b> – 3 GAMES – 4/17 - 4/27/96 and 5/9 - 5/24/96	<b>LOSING STREAK ON ROAD VS. A SINGLE TEAM</b> – 2 GAMES – vs. NY Islanders (8/1 - 8/4/20), vs. New Jersey (4/19- 4/24/12), vs. New Jersey (4/13 - 4/15/00), vs. NY Rangers (4/22 - 4/23/97), vs. Colorado (6/4 - 6/6/96) and vs. Pittsburgh (5/20 - 5/28/96)
<b>WIN STREAK ON ROAD</b> – 2 GAMES – 5/12 - 5/18/96	<b>CONSECUTIVE SHUTOUT STREAK</b> – 1 GAME – 5/2/96 at Philadelphia 2-0 (Vanbiesbrouck), 4/17/97 vs. NY Rangers 3-0 (Vanbiesbrouck), 4/21/12 vs. New Jersey 3-0 (Theodore)
<b>WIN STREAK VS. A SINGLE TEAM</b> – 3 GAMES – vs. Boston 4/17 - 4/24/96 and vs. Philadelphia 5/9 - 5/14/96	<b>CONSECUTIVE SHUTOUT STREAK AGAINST</b> – 1 GAME – 5/28/96 at Pittsburgh 3-0 (Barrasso), 6/10/96 vs. Colorado 1-0 (Roy) and 4/20/97 vs. NY Rangers 3-0 (Richter), 4/19/12 at New Jersey 4-0 (Brodeur)
<b>WIN STREAK AT HOME VS. A SINGLE TEAM</b> – 3 GAMES – vs. Boston 4/17 - 4/27/96	<b>CONSECUTIVE GAMES WITHOUT BEING SHUT OUT</b> – 15 GAMES – 4/17 - 5/26/96
<b>WIN STREAK ON ROAD VS. A SINGLE TEAM</b> – 1 GAME – many times	<b>CONSECUTIVE GAMES WITHOUT SHUTTING OUT OPPONENT</b> – 16 GAMES – 5/4 - 6/10/96
<b>LOSING STREAK</b> – 9 GAMES – 4/20/97-4/13/12	<b>CONSECUTIVE SHUTOUT MINUTES</b> – 141:31 – John Vanbiesbrouck 6/8 - 6/10/96
<b>LOSING STREAK AT HOME</b> – 5 GAMES – 4/20/97-4/13/12	
<b>LOSING STREAK ON ROAD</b> – 6 GAMES – 6/4/96-4/16/00	
<b>LOSING STREAK VS. A SINGLE TEAM</b> – 5 GAMES – vs. New Jersey (4/13/00-4/13/12)	

## MOST

**GOALS** – 2 – Dave Lowry (2nd per.) vs. Boston (4/22/96), Rob Niedermayer (1st per.) vs. Philadelphia (5/9/96) and Stu Barnes (3rd per.) vs. Pittsburgh (5/24/96), Stephen Weiss (1st per.) vs. New Jersey (4/15/12)

**GOALS AGAINST** – 3 – Peter Forsberg (1st per.) at Colorado (6/6/96) and Wayne Gretzky (2nd per.) at NY Rangers (4/23/97)

**ASSISTS** – 3 – Stu Barnes (2nd per.) vs. Boston (4/22/96) and Robert Svehla (2nd per.) vs. NY Rangers (4/17/97)

**ASSISTS AGAINST** – 3 – Joe Sakic (1st per.) at Colorado (6/6/96)

**POINTS** – 3 – Stu Barnes (2nd per.) vs. Boston (4/22/96), Ray Sheppard (2nd per.) vs. Boston (4/22/96) and Robert Svehla (2nd per.) vs. NY Rangers (4/17/97)

**POINTS AGAINST** – 3 – Peter Forsberg (1st per.) at Colorado (6/6/96), Joe Sakic (1st per.) at Colorado (6/6/96) and Wayne Gretzky (2nd per.) at NY Rangers (4/23/97)

**POWER-PLAY GOALS** – 2 – Stephen Weiss (1st per.) vs. New Jersey (4/15/12)

**POWER-PLAY GOALS AGAINST** – 2 – Peter Forsberg (1st per.) at Colorado (6/6/96)

**SHORT-HANDED GOALS** – 1 – Tomas Kopecky (3rd per.) vs. New Jersey (4/21/12) and Bill Lindsay (1st per.) vs. Philadelphia (5/14/96)

**SHORT-HANDED GOALS AGAINST** – 1 – Scott Niedermayer (2nd per.) at New Jersey (4/16/00), Adam Oates (3rd per.) at Boston (4/25/96) and Steven Heinze (2nd per.) vs. Boston (4/22/96)

**PENALTY MINUTES** – 15 – Paul Laus (1st per.) vs. Boston (4/22/96)

**PENALTY MINUTES AGAINST** – 17 – Shjon Podein (3rd per.) vs. Philadelphia (5/7/96)

## MOST

**GOALS** – 2 – Several times. Last: Reilly Smith vs. New York Islanders (4/14/16)

**GOALS AGAINST** – 3 – Peter Forsberg at Colorado (6/6/96) and Wayne Gretzky at NY Rangers (4/23/97)

**ASSISTS** – 3 – Stu Barnes vs. Boston (4/17/96), Ray Sheppard vs. Boston (4/22/96), Dave Lowry vs. Pittsburgh (5/24/96) and Robert Svehla vs. NY Rangers (4/17/97)

**ASSISTS AGAINST** – 4 – Joe Sakic at Colorado (6/6/96)

**POINTS** – 4 – Ray Sheppard (1-3-4) vs. Boston (4/22/96)

**POINTS AGAINST** – 4 – Adam Oates (2-2-4) at Boston (4/25/96) and Joe Sakic (0-4-4) at Colorado (6/6/96)

**POWER-PLAY GOALS** – 2 – Stephen Weiss vs. New Jersey (4/15/12)

**POWER-PLAY GOALS AGAINST** – 2 – Rick Tocchet vs. Boston (4/17/96) and Peter Forsberg at Colorado (6/6/96)

**SHORT-HANDED GOALS** – 1 – Tomas Kopecky (3rd per.) vs. New Jersey (4/21/12), Bill Lindsay vs. Philadelphia (5/14/96)

**SHORT-HANDED GOALS AGAINST** – 1 – Scott Niedermayer vs. New Jersey (4/16/00), Adam Oates

at Boston (4/25/96) and Steve Heinze vs. Boston (4/22/96)

**PENALTY MINUTES** – 21 – Paul Laus vs. Boston (4/22/96)

**PENALTY MINUTES AGAINST** – 17 – Dean Chynoweth vs. Boston (4/22/96) and Shjon Podein vs. Philadelphia (5/7/96)

**GOALS BY DEFENSEMAN** – 1 – Several Times - Last: Alexander Petrovic vs. NY Islanders (4/20/16)

**ASSISTS BY DEFENSEMAN** – 3 – Robert Svehla vs. NY Rangers (4/17/97)

**POINTS BY DEFENSEMAN** – 3 – Robert Svehla vs. NY Rangers (4/17/97)



## MOST

**GAMES PLAYED** – 22 – 11 Players (1996)

**GOALS** – 10 – Dave Lowry (1996)

**ASSISTS** – 10 – Stu Barnes (1996)

**POINTS** – 17 – Dave Lowry (1996)

**PENALTY MINUTES** – 62 – Paul Laus (1996)

**POWER-PLAY GOALS** – 4 – Dave Lowry (1996)

**SHORT-HANDED GOALS** – 1 – Tomas Kopecky (2012) and Bill Lindsay (1996)

**GAME-WINNING GOALS** – 2 – Dave Lowry, Stu Barnes, Rob Niedermayer, Tom Fitzgerald and Mike Hough (1996)

**SHOTS ON GOAL** – 57 – Stu Barnes and Scott Mellanby (1996)

**HAT TRICKS** – None

**GOALS BY DEFENSEMAN** – 2 – Jason Woolley and Paul Laus (1996)

**ASSISTS BY DEFENSEMAN** – 8 – Ed Jovanovski (1996)

**POINTS BY DEFENSEMAN** – 9 – Ed Jovanovski (1996)

**PENALTY MINUTES BY DEFENSEMAN** – 62 – Paul Laus (1996)

**POWER-PLAY GOALS BY DEFENSEMAN** – 1 – Jason Garrison (2012), Brian Campbell (2012), Robert Svehla (1997), Jason Woolley (1996)

**SHORT-HANDED GOALS BY DEFENSEMAN** – None

**GAME-WINNING GOALS BY DEFENSEMAN** – 1 – Alex Petrovic (2016), Brian Campbell (2012), Jason Woolley (1996)

**SHOTS BY DEFENSEMAN** – 53 – Gord Murphy (1996)

**GAMES BY ROOKIE** – 22 – Ed Jovanovski (1996)

**GOALS BY ROOKIE** – 1 – Radek Dvorak and Ed Jovanovski (1996) and Dave Nemirovsky (1997)

**ASSISTS BY ROOKIE** – 8 – Ed Jovanovski (1996)

**POINTS BY ROOKIE** – 9 – Ed Jovanovski (1996)

**PENALTY MINUTES BY ROOKIE** – 52 – Ed Jovanovski (1996)

**POWER-PLAY GOALS BY ROOKIE** – None

**SHORT-HANDED GOALS BY ROOKIE** – None

**GAME-WINNING GOALS BY ROOKIE** – None

**SHOTS BY ROOKIE** – 51 – Ed Jovanovski (1996)

**WINS BY GOALTENDER** – 12 – John Vanbiesbrouck (1996)

**SHUTOUTS** – 1 – Jose Theodore (2012), John Vanbiesbrouck (1996 and 1997)

**PENALTY MINUTES BY GOALTENDER** – 20 – John Vanbiesbrouck (1996)

**ASSISTS/POINTS BY GOALTENDER** – 1 – Scott Clemmensen (2012), John Vanbiesbrouck (1996)

## LONGEST

**GAMES PLAYED** – 22 – 11 Players (1996)

**GOAL STREAK** – 3 GAMES – (3X) Last: Mike Hoffman (8/4-8/7/20), Reilly Smith (4/14-4/17/16), Dave Lowry (4/27 -5/4/96)

**MULTI-POINT GAME STREAK** – 3 GAMES – Reilly Smith (4/14-4/17/16)

**ASSIST STREAK** – 5 GAMES – Jason Woolley (4/17 - 4/27/96)

**POINT STREAK** – 7 GAMES – Dave Lowry (5/9 - 5/26/96)

## PERIOD

**MOST GOALS ALLOWED** – 4 – John Vanbiesbrouck (1st per.) at Colorado (6/6/96)

**MOST SHOTS FACED** – 26 – Jose Theodore (1st per.) vs. New Jersey (4/13/12)

**MOST SHOTS, OPPONENT** – 23 – Tom Barrasso (3rd per.) vs. Pittsburgh (5/24/96)

**MOST SAVES** – 23 – Jose Theodore (1st per.) vs. New Jersey (4/13/12)

**MOST SAVES, OPPONENT** – 20 – Tom Barrasso (3rd per.) vs. Pittsburgh (5/24/96)

## GAME

**FEWEST GOALS AGAINST** – 0 – Jose Theodore vs New Jersey (4/21/12), John Vanbiesbrouck at Philadelphia (5/2/96) and vs. NY Rangers (4/17/97)

**MOST GOALS AGAINST** – 4 – Scott Clemmensen at New Jersey (4/19/12), Mike Vernon vs. New Jersey (4/20/00), John Vanbiesbrouck at NY Rangers (4/22/97), at Colorado (6/6/96) and at Boston (4/25/96) and Mark Fitzpatrick at Colorado (6/6/96)

**MOST SHOTS AGAINST** – 56 – John Vanbiesbrouck vs. Colorado (6/10/96)

**MOST SAVES** – 55 – John Vanbiesbrouck vs. Colorado (6/10/96)

**MOST PENALTIES** – 2 – John Vanbiesbrouck vs. Boston (4/22/96) and vs. Philadelphia (5/7/96)

**MOST PENALTY MINUTES** – 10 – Mike Vernon at New Jersey (4/13/00)

**MOST POINTS** – 1 – Scott Clemmensen at New Jersey (4/17/12) and John Vanbiesbrouck at Boston (4/25/96)

## POSTSEASON

**MOST CONSECUTIVE STARTS** – 22 – John Vanbiesbrouck (1996)

**MOST CONSECUTIVE GAMES PLAYED** – 22 – John Vanbiesbrouck (1996)

**LONGEST WIN STREAK** – 4 GAMES – John Vanbiesbrouck (5/9 - 5/18/96)

**LONGEST LOSING STREAK** – 4 GAMES – Mike Vernon (4/13 - 4/20/00) and John Vanbiesbrouck (4/20 - 4/25/97 and 6/4 - 6/10/96)

**CONSECUTIVE SCORELESS MINUTES** – 141:31 – John Vanbiesbrouck vs. Colorado (6/8 - 6/10/96)

## PERIOD

**GOALS** – 1 – Ed Jovanovski (1st per.) vs. Boston (4/22/96), Radek Dvorak (2nd per.) vs. Pittsburgh (5/24/96) and Dave Nemirovsky (3rd per.) at NY Rangers (4/23/97)

**ASSISTS** – 1 – Several times. Last: Garrett Wilson (3rd per.) vs. New York Islanders (4/20/16)

**POINTS** – 1 – Several times. Last: Garrett Wilson (3rd per.) vs. New York Islanders (4/20/16)

**PENALTY MINUTES** – 12 – Ed Jovanovski (3rd per.) vs. Philadelphia (5/7/96)

## GAME

**GOALS** – 1 – Ed Jovanovski vs. Boston (4/22/96), Radek Dvorak vs. Pittsburgh (5/24/96) and Dave Nemirovsky at NY Rangers (4/23/97)

**ASSISTS** – 2 – Ed Jovanovski vs. Philadelphia (5/9/96)

**POINTS** – 2 – Ed Jovanovski vs. Philadelphia (5/9/96) and Radek Dvorak vs. Pittsburgh (5/24/96)

**PENALTY MINUTES** – 14 – Ed Jovanovski vs. Philadelphia (5/7/96)

**POWER-PLAY GOALS** – None

**SHORT-HANDED GOALS** – None



FEAR NO ONE, FLORIDA PANTHERS

