



2009-2010 MEDIA GUIDE

ALL THE INFORMATION YOU NEED TO KNOW

PRESENTING SPONSOR



FORT LAUDERDALE-HOLLYWOOD
INTERNATIONAL AIRPORT
BROWARD COUNTY, FLORIDA





BankAtlantic - Official Bank of the Florida Panthers®



Take your savings off Injured Reserve today!



Florida's Most Convenient Bank

Since 1952

1-888-7-DAY-BANK
1-888-732-9226



BankAtlantic.com/Savings

Follow us on:



Facebook



Twitter



LinkedIn

Member FDIC © 2009 BankAtlantic. 46592-2010FP-MA (9/09)

TABLE OF CONTENTS

Panthers Directory	4-5	REGULAR SEASON RECORDS/HISTORY	156-217
President/COO, Michael R. Yormark	6	Regular Season Records	158
HOCKEY OPERATIONS/MEDICAL TEAM/		All-Time Leaders	167
FRONT OFFICE STAFF	7-31	All-Time Records	170
Randy Sexton	8	All-Time Special Teams	171
Peter DeBoer	10	Panthers All-Stars & Career Goaltending	172
Mike Kitchen/Jim Hulton	11	Panthers Career Scoring	173
Robb Tallas/Craig Slaunwhite/Jamie Pringle	12	Team Records	175
Murray Cawker/Michael Dixon/Giselle Seoane	13	Individual Records	179
Bill O'Flaherty/Phil Myre/Jack Birch	14	Goaltending Records	181
Scott Luce/Erin Ginnell/Paul Gallagher	15	Rookie Records	182
Mike Yandle/Fred Bandel/		Panthers Year-by-Year	183
Jari Kekalainen	16	Inaugural Season Firsts	198
Luke Williams/Craig Demetrick	17	All-Time Numerical Roster	200
Dave Zenobi/Steve Dischiavi	18	Panthers History	204
Chris Scoppetto/Chris Moody/Jason		PLAYOFF REVIEW/RECORDS	218-231
MacDonald	19	2008 Playoff Results	220
Official Medical Team	20-25	2008 Playoff Leaders	221
Evelyn Lopez/Pedro J. Goncalves	26	All-Time Playoff History	222
Chad F. Johnson/Carol Duncanson/Brett Stefansson	27	1996 & 1997 Panthers Playoff Scoring	223
Randy Moller	28	2000 Panthers Playoff Scoring/	
Steve Goldstein/Bill Lindsay	29	Top Playoff Scorers vs. Panthers	224
Communications Staff	30	All-Time Playoff Leaders/	
Media Content	31	Playoff Goaltending vs. Panthers	225
THE PLAYERS	32-89	Team Playoff Records	226
IN THE SYSTEM	90-109	Individual Playoff Records	229
Minor League Affiliates	100	Goaltending/Rookie Records	231
Draft History	108	GENERAL INFORMATION	232-246
REGULAR SEASON REVIEW	110-121	Media Information	234
Final NHL Standings/Statistics	112	Panthers Practice Facility	235
Final Regular Season Game Results	114	BankAtlantic Center	236
Final Regular Season Scoring	116	Community Programs	237
2007-08 Highs & Lows	117	Youth Hockey	239
2007-08 Miscellaneous Stats	118	Hockey Information	241
2007-08 Transactions	119	NHL Directory	242
2007-08 Injury Breakdown	120	2008-09 On-Ice Officials	242
2007-08 Opening & Closing Rosters	120	NHL Critical Dates	243
2007-08 Home/Road Scoring	121	Ticket Information/Arena Seating	244
OPPONENTS	122-155	2008-09 Schedule	246
Top Scorers vs. Panthers	153		
Lifetime Goaltending vs. Panthers	154		

EDITORS IN CHIEF

Justin Copertino,
Glenn Odebralski

ASSOCIATE EDITORS

Matthew F. Sacco, Dave Joseph

CONTRIBUTING EDITORS

Tenille Lively, Carsten Ingle,
Craig Bohm



ART DIRECTOR

Socrates Gomez

PHOTO CREDITS

Eliot Schechter, Doug Benc
and Bruce Bennett of
Getty Images

FLORIDA PANTHERS CLUB DIRECTORY



ONE PANTHER PARKWAY • SUNRISE, FL 33323 • PHONE: (954) 835-7000 • FAX: (954) 835-7700
<http://www.floridapanthers.com>

Ownership

General Partner and Chairman of the Board/
 Chief Executive Officer/
 Governor Alan Cohen (Panthers Hockey LC)
 Vice Chairman/Alternate Governor/
 Limited Partner Cliff Viner (CGV Assets, LLC)
 Managing Director/Limited Partner/Chairman
 of Florida Panthers Foundation Stu Siegel (Siegent S&E, LLC)
 Limited Partners Steve Cohen, David Epstein,
 Dr. Elliott Hahn (LBE Partners, LLC),
 H. Wayne Huizenga (HHI, LLC),
 Bernie Kosar (KHOC, LLC),
 Richard C. Lehman M.D. (RCL of Florida, LLC),
 Al E. Maroone, Michael E. Maroone,
 James L. Nederlander (Charley Dog, Inc.),
 Jordan Zimmerman (JRB Pelican Point, LLC)

Executive

President/Chief Operating Officer Michael R. Yormark
 Executive Vice President/
 Chief Marketing Officer Pedro Goncalves
 Executive Vice President/Chief Financial Officer Evelyn Lopez
 Sr. VP, Human Resources Carol Duncanson
 Sr. VP, Sales & Marketing Chad Johnson
 Sr. VP, General Manager, BankAtlantic Center Brett Stefansson
 Vice President/General Manager, incredible!CE Jeff Campol
 Vice President, Event Programming Sid Greenfeig
 Vice President, Real Estate Development Uri Man
 Vice President, Corporate Development RJ Martino
 Vice President, Ticket Sales Ryan McCoy
 Vice President, Broadcasting & Panthers Alumni Randy Molier
 Vice President, Business Affairs Ed Wildermuth
 Executive Assistant to the President/COO Heidi Leigh
 Executive Assistant to Chief Financial Officer Cathy Stevenson

Hockey Operations

Assistant General Manager Randy Sexton
 Alternate Governor William A. Torrey
 Executive Assistant to the General Manager Giselle Seoane
 Manager, Hockey Administration Murray Cawker
 Manager, Team Services Michael Dixon
 Director of Player Personnel/Pro Scout Jack Birch
 Director of Amateur Scouting Scott Luce
 Director of Professional Scouting Bill O'Flaherty
 Amateur Scouts Fred Bandel, Craig Demetrick,
 Paul Gallagher, Erin Ginnell, Luke Williams, Mike Yandle
 Pro Scouts Phil Myre
 European Scout Jari Kekalainen
 Head Athletic Trainer David Zenobi
 Assistant Athletic Trainer Steve Dischiavi
 Head Equipment Manager Chris Scoppetto
 Assistant Equipment Managers Chris Moody, Jason MacDonald

Coaching Staff

Head Coach Peter DeBoer
 Assistant Coach Mike Kitchen
 Assistant Coach Jim Hulton
 Goaltending Consultant Robb Tallas
 Strength & Conditioning Coach Craig Slaunwhite
 Video Coach Jamie Pringle

Communications

Director, Communications Justin Copertino
 Director, Public Relations/
 Publishing/New Media Matthew F. Sacco

Media Content

Director, Internet and Publication Content Dave Joseph
 Website Coordinator Glenn Odebralski

Community Development, Youth Hockey & Broadcasting

Director, Game Presentation Dennis Docil
 Producer, Game Presentation Richard McClelland
 Editor, Game Presentation Brian Lenihan
 Coordinator, Mascot/Game Operations Kyle Hamsher
 Public Address Announcer Bill Murphy
 In-Arena Host Randi Ross
 Bova Panthers Ice Dancer Director Nicole Genchi
 Bova Panthers Ice Dancer Assistant Director Kelli Russel
 Coordinator, Promotions Cameron Barratt

Corporate Partnerships & Brand Activation

Sr. Director, Marketing/Brand Activation Steve Ziff
 Director, Brand Activation Marcie Hopey
 Director, Corporate Marketing Tim Kuhl
 Director, Corporate Marketing Heath Price-Khan
 Director, Corporate Marketing Gary Samer
 Sr. Manager, New Business
 Development and Support Matthew Rickoff
 Manager, Corporate Marketing Ryan Powers
 Manager, Brand Activation Khalid Gajraj
 Manager, Brand Activation Chimere Henfield
 Manager, Brand Activation Jacqueline Uram
 Manager, Corporate Marketing Support Services Eric Tomasini
 Manager, Emerging Media Derek Fobe
 Sales Associate, Corporate Marketing Joseph Ferrio
 Coordinator, Brand Activation Lauren Dolan

Sales, Service & Marketing

Director, Client Services	Michelle Brown
Director, Corporate Development	Colin Riley
Director, Marketing	Nadia Stefanoson
Director, Group Sales	Mackie Feierstein
Sr. Manager, Database Marketing	Shelly Finkel
Manager, Event Marketing	Jill Waldman
Manager, Database Marketing	James Barbour, Jr.
Manager, Inside Sales	Ryan Bard
Manager, Ticket Sales	Wes England
Manager, Ticket Sales Retention	Brad Hoffman
Manager, Suite Sales	Brett Weisbrot
Manager, Client Services	Raven Jemison
Account Manager, Event Sales	Kevin Goldman
Coordinator, Client Services	Kathleen Malara
Sr. Account Executive, New Business Development	TJ Hawkins
Sr. Account Executive, New Business Development	Roland Nadeau
Sr. Account Executive, Group Sales	Chris Kinkela
Account Executive, Corporate Development	RJ Redd
Account Executive, New Business Development	David Altman
Account Executive, New Business Development	Mario Durant
Account Executive, New Business Development	Nicole Gruschow
Account Executive, New Business Development	Brian Specia
Account Executive, Premium Seating	Robert Cetron
Account Executive, Premium Seating Sales	Scott Erdmann
Account Executive, Premium Seating Sales	Erica Maurer
Account Executive, Group Sales	Justin Breznik
Account Executive, Group Sales	Gary Kahn
Account Executive, Group Sales	Edward Lanza
Inside Sales Representative	Edward Andrews
Inside Sales Representative	Brad Bellissimo
Inside Sales Representative	Christa Chappel
Inside Sales Representative	Rory Dowdell
Inside Sales Representative	Brandon Lott
Inside Sales Representative	David Maughn
Inside Sales Representative	Erica Maurer
Inside Sales Representative	Ian Parker
Inside Sales Representative	David Percarpio
Inside Sales Representative	Michale Ryan
Inside Sales Representative	Shelby Sorrentino

Box Office

Director, Ticket Operations	OJ Jimenez
Assistant Director, Ticket Operations	Michael Nugent
Coordinator, Ticket Operations	Andy Friedlander
Coordinator, Ticket Operations	Marcus Kroulik
Coordinator, Ticket Operations	Karla Suarez
Coordinator, Box Office	Karlton Godfrey

Finance and Business Support

Controller/Senior Director, Accounting	Phillip Reitz
Director, Purchasing	Laura Barrera
Director, Merchandise	Jennifer Simmons
Director, Human Resources and Immigration	Mary Lou Veroline
Director, Accounting	Luciana Midili
Sr. Manager, Accounting	Fayon Bryce
Supervisor, Accounting	Lynda Kosoy
Staff Accountant	Douglas Bernard
Staff Accountant	Tyesha Edwards
Staff Accountant	Juliet Wathigo
Systems Manager	Eric Halvonik
HR Generalist	Sheri Albert
Office Services Assistant	Bill Nacewicz
Coordinator, Payroll	Peggy Ziady
Coordinator, Help Desk	Nicole Satterfield

Radio/TV Broadcasters

Television	FSN Florida
Television Play-By-Play	Steve Goldstein
Television Analyst	Bill Lindsay
Panthers Preview Host	Craig Minervini
Panthers Sideline Reporters	Frank Forte, Allison Williams
Radio	Sports Talk 790 The Ticket
Radio Play-By-Play	Randy Moller

BankAtlantic Center Building Operations

Director, Event Services	Erik Waldman
Director, Security & Safety	Bram Bottfeld
Director, Operations	Jim Hanlon
Manager, Events	Kim Seeley
Manager, Events	Tom Embrey
Senior Engineer	Brent Costello
Engineer	Ray Boissonnauet
Engineer	Ron Griffin
Engineer	Jeff Guidish
Engineer	Angel Mercado
Senior Electrician	Paul Gutillo
Electrician	Brian Puppilo
Senior Audio/Video Technician	Dean Dydek
Assistant Audio/Video Technician	Sean Woods
Audio/Video Technician	Anthony Depasquale
Set-up Crew Supervisor	Marcos Herrera
Set-up Crew Supervisor	Ricky Perez
Set-up Crew	Rene Companioni

incredible ICE (Practice Facility)

Director of Figure Skating	Nancy Mariani
Director, Retail Sales	Jennifer Simmons
Director, Hockey Operations	Jeff Grier
Manager, Food and Beverage Operations	Dayna Bokelman
Manager, HR & Accounting	Alexandra Vargas
Manager, Hockey Operations	Phil Mintzberg
Manager, Arena Operations	Tim Disharoon
Assistant Manager, Retail Sales	Matt Redmond
Assistant Manager, Arena Operations	Jamal Pierre
Coordinator, Hockey Operations	Tony Lessel
Crew, Arena Operations	Ferdinand Brickleff



MICHAEL R. YORMARK

President & Chief Operating Officer Sunrise Sports & Entertainment & The Florida Panthers

Since joining Sunrise Sports & Entertainment in September of 2003, Michael R. Yormark has guided the organization into a new era of growth and success. For his efforts, devotion and dedication to SSE and the Florida Panthers, he was promoted to the position of President on Aug. 13, 2007.

Yormark and his staff have worked diligently to build and re-brand Florida Panthers L.L.P. into Sunrise Sports & Entertainment, a first-class sports and entertainment company, and to ensure that the BankAtlantic Center lives up to its reputation as the "Center of it All" in South Florida. SSE serves as an umbrella for a diverse portfolio of operating entities that includes the BankAtlantic Center, the Florida Panthers, incredible ICE, Sawgrass Live presented by BankAtlantic and the Oz real estate development project.

Yormark has built SSE into a comprehensive company with its values rooted in innovative marketing and public relations strategies, first-rate customer and client services, aggressive sales and diverse revenue pursuits.

In addition, Yormark has overseen dramatic improvements to the BankAtlantic Center in the last few years including two Las Vegas-style outdoor marquis' and two huge Lobby Vision LED boards inside the arena's lobby. He has also spearheaded an innovative sponsorship activation strategy that included the creation of his Brand Activation Team and led to the development of the Publix Kids Korner, IT's Sugar Sweet Spot and various other branded destinations that are the first of their kind in the professional sports industry.


Yormark has been consistently recognized for his and the company's considerable success through national awards and exposure such as the SportsBusiness Journal's Forty Under 40 Award, the Stanley Cup of Business, the City of Sunrise Business Leader Award, the South Florida Business Journal's Business of the Year Award Nomination, profiles in Newsweek magazine, Sports Illustrated and on CNBC, a top 12 worldwide ranking for the BankAtlantic Center in Pollstar Magazine, an Arena of the Year Nomination from Pollstar and more.

Yormark has also dedicated considerable time to the South Florida community including acting as President of the Sunrise Foundation, sitting on the board of the Boys & Girls Club of Broward County and being a member of the Young President's Organization.

That said, Yormark continues to expand the business and build the SSE brand through projects such as the expansion of incredible ICE and the development of the area surrounding the BankAtlantic Center in Sunrise through Oz.

Before joining SSE, Yormark spent four seasons with Palace Sports & Entertainment and the Tampa Bay Lightning, most recently as Executive Vice President, where he was a Tampa Bay Business Journal Forty Under 40 Award Winner. He has also served as Vice President of Integrated Sales and Broadcasting for the Columbus Blue Jackets. He began his professional career in corporate sponsorship sales with the New York Yankees and eventually joined the media rep firm Katz Communications in New York City, where he oversaw sports sponsorship sales for their affiliated television stations. From there, Yormark joined Front Row Communications, the marketing and broadcasting arm of Wayne Huizenga's sports holdings. In four years as Vice President of Sales for Front Row, he helped rebuild Sportschannel Florida and assisted in the opening of the BankAtlantic Center.

Yormark and his wife Dana and daughter Sophia reside in Boca Raton.



2009-2010
HOCKEY OPERATIONS + FRONT OFFICE



RANDY SEXTON

Assistant General Manager

Randy Sexton joined the Florida Panthers as the team's Assistant General Manager on January 26, 2007 and has led the club's hockey operations efforts since Jacques Martin's departure on June 10, 2009. Sexton oversees pro and amateur scouting, player development, hockey administration and all contract negotiations. Sexton has been instrumental in re-signing the club's restricted free agents such as David Booth, Keith Ballard, Stephen Weiss and Nathan

Horton all to long term deals. He has also played an important role in acquiring players through trades and free agency such as Jordan Leopold, Bryan McCabe, Cory Stillman and Tomas Vokoun.

Sexton joined the Panthers after spending three years as the Executive Director of Capital Sports Management Inc. (CSMI), a sister company to the Ottawa Senators Hockey Club. While with CSMI, Sexton provided strategic analysis and advice to the Ottawa Senators Hockey Club.

Sexton spent eight years (1988-1996) with the Ottawa Senators organization serving as the club's president, chief executive officer and general manager. During his tenure the Senators achieved enormous success and profitability in all areas of hockey and business operations and laid the foundation upon which the Senators' future success was built.

Sexton directed the contract negotiations and signing of Alexei Yashin, the club's first round pick in the 1992 NHL Entry Draft, as well as Radek Bonk, Ottawa's first choice in the 1994 NHL Entry Draft. Under his tenure, he was also responsible for drafting and signing several other star NHL players that included Pavel Demitra, Daniel Alfredsson and Martin Straka.

Born in Brockville, Ontario on July 24, 1959, Sexton completed his post-secondary education at St. Lawrence University, playing for the varsity hockey team from 1978-1982. He served as team captain during his final two seasons, earning numerous awards including All-American honors, Senior Male Athlete of the Year, Most Valuable Player and the Brian P. Doyle Leadership Award. From 1983-1985 he served as an assistant coach with St. Lawrence, while also handling scouting and recruiting responsibilities. He earned a Masters Degree in Business Administration from Clarkson University.

Randy and his wife Jo-Ann, who reside in Parkland, have three sons Michael, Ben and Patrick.



TASTE
RIGHT OUT OF
THE COKE®
PLAYBOOK



Proud Sponsor

REAL *Coca-Cola* TASTE
AND ZERO CALORIES



PETER DeBOER

Head Coach

Peter DeBoer was named the 10th head coach of the Florida Panthers on June 13, 2008. During his first year behind the bench he guided Florida to a 41-30-11 mark, their second best record in the team's 15-year playing history. He kept the Panthers in playoff contention until the 81st game of the season, a stretch that saw the club sit as low as 30th overall in the league towards the end of November and as high as fifth in the Eastern Conference at the beginning of March. DeBoer coached his first NHL game Oct. 10 at Carolina and earned his first NHL win Oct. 11 in a 3-2

victory over Atlanta at the BankAtlantic Center.

Prior to joining the Panthers, DeBoer, 40, guided the Kitchener Rangers of the Ontario Hockey League (OHL) to a 53-11-0-4 mark last season, claiming the OHL Championship, before falling to the Spokane Chiefs in the Memorial Cup finals. During the 2007-08 campaign, DeBoer's Kitchener club held the No. 1 spot as the top junior team in Canada for 15 weeks.

During his seven year tenure with Kitchener, DeBoer earned 297 wins with a .676 winning percentage, while guiding his club to the 2003 Memorial Cup title. This past season, DeBoer earned his 500th OHL win, joining only five other OHL coaches to reach this milestone. Throughout his tenure in junior hockey he has coached a number of current NHL players as well as Panthers C Stephen Weiss (Plymouth), LW Gregory Campbell (Kitchener) and Panthers prospect LW Mike Duco (Kitchener).

The Dunnville, Ontario native has amassed 539 OHL wins while coaching the Detroit Whalers (1995-97), Plymouth Whalers (1997-2001) and the Kitchener Rangers (2001-08), earning OHL Coach of the Year honors in 1999 and 2000. DeBoer was also named the 2000 Canadian Hockey League Coach of the Year. He was also a member of the coaching staff on Team Canada's 2005 Gold Medal winning junior team.

DeBoer, a 12th round selection of the Toronto Maple Leafs in 1988, played two seasons professionally with the Milwaukee Admirals (IHL). He holds a law degree from the University of Windsor/University of Detroit.

Peter and his wife Susan, who reside in Parkland, have one daughter Abigail and two sons Jack and Matthew.

Peter DeBoer's Head Coaching Record

SEASON	TEAM	LEAGUE	GC	W	L	T	OTL	PCT.
1995-96	Detroit	OHL	66	40	22	4	0	.636
1996-97	Detroit	OHL	66	26	34	6	0	.439
1997-98	Plymouth	OHL	66	37	19	7	3	.636
1998-99	Plymouth	OHL	68	51	11	4	2	.794
1999-00	Plymouth	OHL	68	45	18	4	1	.699
2000-01	Plymouth	OHL	68	43	15	5	5	.706
2001-02	Kitchener	OHL	68	35	22	10	1	.596
2002-03	Kitchener	OHL	68	46	14	5	3	.735
2003-04	Kitchener	OHL	68	34	26	6	2	.559
2004-05	Kitchener	OHL	68	35	20	9	4	.610
2005-06	Kitchener	OHL	68	47	19	0	2	.706
2006-07	Kitchener	OHL	68	47	17	0	4	.721
2007-08	Kitchener	OHL	68	53	11	0	4	.809
2008-09	Florida	NHL	82	41	30	-	11	.567
	OHL Totals		878	539	248	60	31	.665
	NHL Totals		82	41	30	-	11	.567

MIKE KITCHEN

Assistant Coach

Mike Kitchen enters his third season as the assistant coach of the Florida Panthers after being named to the position in August, 2007.

Prior to joining the Panthers staff, Kitchen had been a member of the St. Louis Blues organization since September 1, 1998. In his nine seasons with the Blues, Kitchen served as assistant coach from 1998-2004. He was named head coach of St. Louis on February 24, 2004. During his tenure as assistant coach, the Blues earned their first President's Trophy during the 1999-2000 season recording a franchise high 114 points. The Blues made the playoffs every season he assisted behind the bench, reaching the Western Conference Finals during the 2000-01 season.

Kitchen also spent nine seasons as an assistant coach for the Toronto Maple Leafs. The Maple Leafs made the playoffs in five of his nine seasons in Toronto, reaching the Conference Finals on two occasions in 1992-93 and 1993-94.

The Newmarket, Ontario native, played eight seasons in the NHL as a defenseman for the Colorado Rockies and New Jersey Devils. He appeared in 474 regular season games recording 12 goals, 62 assists and 370 penalty minutes. He was originally drafted by the Kansas City Scouts as the 38th overall pick in the 1976 NHL Entry Draft.

During the season, Mike and his wife Jill reside in Boca Raton. They have two daughters Amy and Megan.



JIM HULTON

Assistant Coach

Jim Hulton enters his second season as an assistant coach of the Florida Panthers after being named to the position in July, 2008.

Hulton joined the Panthers after spending the 2007-08 season as the Co-Coach/Assistant General Manager for the Mississauga St. Michael's Majors of the Ontario Hockey League. He was an Assistant Coach alongside current Panthers bench boss DeBoer when Team Canada won the 2005 World Junior Championship.

The Kingston, Ontario native has previously been the head coach for three teams in the OHL – Mississauga Ice Dogs from 1998-2000, Belleville Bulls from 2000-2003 and Kingston Frontenacs from 2003-2006. Hulton also was the head coach for the Royal Military College for the 2006-07 season.

Hulton is also very experienced at the international level. He was the Assistant Coach for the 2002 Canadian National U-18 team, the Head Coach for the 2003 Canadian National U-18 squad as well as the Assistant Coach for the Canadian National Junior Team in 2004 before winning the Gold Medal as an assistant with the 2005 Canadian National Junior Team.

After playing two seasons of junior hockey as a member of the Kitchener Rangers (OHL) from 1986-88, Hulton went on to play for four seasons at York University where he also earned a Bachelor of Arts degree in Sociology.

Jim and his wife Kristina, reside in Parkland, with their sons Jimmy and Lucas.





ROBB TALLAS

Goaltending Consultant

Robb Tallas enters his first season as the team's goaltending consultant.

Throughout his 13-year playing career, Tallas appeared in 99 career National Hockey League games with the Boston Bruins (1995-2000) and Chicago Blackhawks (2000-01).

The Edmonton, Alberta native also serves as a hockey instructor at the Florida Panthers official practice facility, incredible ICE and has previously worked with several NHL goalies. He also has participated as an instructor at the Panthers goaltending schools, while conducting one-on-one goaltending classes with aspiring goaltenders. Additionally, he serves as an active member of the Florida Panthers Alumni Association.



CRAIG SLAUNWHITE

Strength & Conditioning Coach

Craig Slaunwhite enters his first season at the club's strength and conditioning coach.

Slaunwhite joins the Panthers organization after serving as a personal trainer in Toronto, Ontario for elite athletes participating in various sports. He has worked extensively with both National Hockey League and American Hockey League players, creating specialized strength and conditioning programs.

Additionally, he completed two internships prior to graduating from Canadian Memorial Chiropractic College (CMCC), working at the CMCC school clinic, as well as the Sherbourne Health Center. Slaunwhite also served as the on-field medical trainer and strength and conditioning coach for the Ontario Soccer Association.

Most recently, Slaunwhite completed a Doctor of Chiropractic from the Canadian Memorial Chiropractic College in June 2009 and also earned a Bachelor of Science in Kinesiology from Dalhousie University in 2003.



JAMIE PRINGLE

Video Coach

Jamie Pringle enters second season as the team's video coach after being named to the position in July, 2008.

Pringle joins the Panthers after spending the past two seasons as the Manager of National Team Video for Hockey Canada. While with Hockey Canada, Pringle won a Gold Medal at the 2007 World Championship and both the 2007 and 2008 World Junior Championships.

Prior to working with Hockey Canada, Pringle spent time as an assistant coach with Belleville (OHL) from 1999-2003 and with Kingston (OHL) from 2004-06. Pringle graduated from Canadore College in North Bay, Ontario with a degree in television broadcasting.

Jamie and his wife, Karen have a son Brendan and reside in Margate.

MURRAY CAWKER

Manager of Hockey Administration

Murray Cawker enters his third season as the club's manager of hockey administration for the Florida Panthers. Cawker works closely with Assistant General Manager Randy Sexton in assisting with the daily operations for the club.

Upon graduating from St. Lawrence University, Cawker spent one year in the Philadelphia Flyers minor league organization before deciding to pursue a career in sales. He has spent 25 years working in sales and sales management in both Toronto and Calgary.

Cawker won the 1975 Pro Lacrosse League Championship as a member of the Quebec City Caribou. Three years later, he represented his country, Canada, and won the 1978 World Tournament Field Lacrosse Championship in London.

Murray resides in Pompano Beach.



MICHAEL DIXON

Manager, Team Services

Michael Dixon enters his third season as the club's manager of team services.

His responsibilities include traveling with the club and scheduling all team travel such as air and bus transportation, hotels, meals and practice ice. He also is responsible for planning and scheduling the annual rookie camp tournament, training camp, and also assists visiting teams with their travel and practice needs.

Prior to joining the Panthers, Dixon worked in the financial services industry in Canada for three years. A native of Stoney Creek, Ontario in Canada, Dixon graduated in April 2007 with his MBA in Sport Management at Florida Atlantic University. He also holds a Bachelor of Commerce degree from McMaster University, and has a Canadian Investment Manager certification from the Canadian Securities Institute.

Mike resides in Fort Lauderdale.



GISELLE SEOANE

Executive Assistant to General Manager

Giselle Seoane enters her fifth season as the club's hockey operations executive assistant. As executive assistant, her duties include assisting the general manager with the execution of player contracts and player trades, providing administrative support for the daily tasks of the hockey operations department and coordinating the club's participation in the NHL's annual Entry Draft. She also provides support to the scouting staff and oversees the players' wives and family room during home games.

Seoane joined the Club in February of 1999 and has held positions within several departments, including communications, suite sales and service and building operations.

A Florida native, Giselle resides in Coral Springs, Florida.





BILL O'FLAHERTY

Director of Pro Scouting

Bill O'Flaherty enters his third season as Panthers director of pro scouting. Prior to joining the Panthers, O'Flaherty, spent the 2006-07 season with the Pittsburgh Penguins as a professional scout. Prior to the Penguins, O'Flaherty served as the Director of Player Personnel for the Los Angeles Kings from 1997-2006.

A Toronto, Ontario native, O'Flaherty graduated from Clarkson University in 1971 and immediately began working in the school's athletic department. He spent 11 seasons as the school's Athletic Director (1986-97) and served as the Golden Knights head coach for six seasons, posting a 134-59-12 record. O'Flaherty was awarded the Spencer R. Penrose Memorial Trophy as the University Division I Coach of the Year in 1981.

Bill and his wife Patricia live in Potsdam, New York and have two daughters Shannon and Katharine.



PHIL MYRE

Professional Scout

Phil Myre enters his fifth season with the Panthers, after joining the organization in August 2005 as goaltending coach/professional scout.

Myre, a Stanley Cup champion and 14-year NHL veteran spent nine years with the Ottawa Senators as the club's goaltending coach and professional scout (1996- 2005). Myre has also worked with Los Angeles, Detroit and Chicago in a variety of coaching and scouting positions since his retirement from playing in 1984. He won a Calder Cup as a player/assistant coach with the Rochester Americans (AHL) in 1983.

In 1969, Myre made his NHL player debut with the Montreal Canadiens, where he would win a Stanley Cup in 1971. Throughout his NHL career, Myre played in 439 games with six different teams (Montreal, Atlanta, St. Louis, Philadelphia, Colorado and Buffalo).

Phil and his wife Nicole reside in Farmington Hills, Michigan with their two daughters, Stephanie and Natalie.



JACK BIRCH

Director of Player Personnel/Pro Scout

Jack Birch enters his sixth season with the Florida Panthers organization and his second year as the club's director of player personnel/pro scout. He is responsible for overseeing the hockey operations for the Panthers American Hockey League affiliate in Rochester, as well as scouting NHL players.

Since joining the organization in 2004, Birch has served the club in several capacities that included both pro scout (2007-08) and director of hockey operations (2004-07). Prior to joining the Panthers organization, he served as president of J.B. Scouting Service. His worldwide scouting service specialized in the evaluation and rankings of players at the professional and amateur levels throughout North America and Europe.

The Peterborough, Ontario native began his career in the National Hockey League when he served as an assistant coach with the New York Rangers from 1985-87. Birch joined the NHL Central Scouting Bureau in 1989 as a scouting consultant to the director of CSB and several NHL teams, and developed a computerized scouting program for the selection of professional hockey players. He spent three years with the CSB before joining the Canucks organization.

Jack and his wife Michele reside in Boca Raton. He has two children, Joanna and Braden.

SCOTT LUCE

Director of Amateur Scouting

Scott Luce enters his eighth season with the Panthers, after joining the club's scouting staff on July 11, 2002. Luce has been responsible for the Panthers drafting notable players such as David Booth, Michael Frolik, Nathan Horton and Rostislav Olesz.

Prior to joining the Panthers, Luce spent three years in Tampa Bay, working as a full-time scout based out of Ontario. Before joining the Lightning, Luce worked in Ottawa during the 1998-99 season as a part-time scout in the Minnesota region. Prior to joining the Senators, the London, Ontario native spent five years as vice president of sales for Branches Hockey Sticks. The son of Philadelphia Flyers Director of Player Development Don Luce, Scott graduated from the University of Guelph (Ontario) in 1992 with a degree in history.

Raised in Buffalo, New York, Luce played collegiate hockey at Colgate University and junior hockey with the Guelph Platers.

Scott and his wife, Ann Marie, have two sons, Harrison and Griffin. The family resides in St. Thomas, Ontario.



ERIN GINNELL

Amateur Scout

Erin Ginnell enters his seventh season as an amateur scout for Florida. Prior to working with the Panthers, he spent one year as a scout with the Colorado Avalanche and two seasons as a scout with the Columbus Blue Jackets. The Flin Fon, Manitoba native served as a player/coach for the Powell River Regals from 1998-2000, where he won two Allen Cups, before joining the Columbus staff.

As a collegiate player, Ginnell became the all-time scoring leader in the Alberta Collegiate Athletic Conference during his three years with Red Deer College, winning a national championship in 1994. He was a fourth-round selection of the Washington Capitals in the 1996 NHL Entry Draft.

Erin and his wife, Jay, have one son, Bradley. The family resides in Calgary, Alberta.



PAUL GALLAGHER

Amateur Scout

Paul Gallagher enters his fourth season with the Panthers as an amateur scout. Prior to working with Florida, he spent three years scouting for the St. Louis Blues. Gallagher also spent three years scouting for Powerplay International and also spent three seasons as the advance scout for the Rochester Americans (AHL).

Paul and his wife Carol make their home in Cole Harbour, Nova Scotia and have three children Jacqueline, Brittany and Blake.





MIKE YANDLE

Amateur Scout

Mike Yandle enters his fourth season with the Panthers as an amateur scout. Before joining the Panthers, he spent the four years as a scout with the Moncton Wildcats (QMJHL). Yandle also served as a coach for the Boston Jr. Bruins (EJHL) for five seasons (2001-06).

Mike who resides in Boston, Massachusetts has one daughter, Maggie.



FRED BANDEL

Amateur Scout

Fred Bandel enters his third season as an amateur scout for the Panthers. He re-joined the Panthers scouting staff last season, after spending the previous three seasons on the scouting staff for the Toronto Maple Leafs. He has also served as a part-time scout with Florida (2003-04) and also worked for the Montreal Canadiens for nine years.

The Montreal, Quebec native owns more than 25 years of coaching experience at the elite and junior level in both Montreal and Minneapolis.

Fred is single and resides in Minnetonka, Minnesota.



JARI KEKALAINEN

European Scout

Jari Kekalainen enters his eighth season with the Panthers as the club's European scout.

As a player, Kekalainen skated with Kuopio in the Finnish Junior League from 1988-91 and then played one year for Tampere. The Kekalainen family is wellrespected around the National Hockey League. Kekalainen has two brothers working in the NHL, Jarmo and Janne.


Jari resides in Helsinki, Finland.

LUKE WILLIAMS

Part-Time Amateur Scout

Luke Williams enters his seventh season with Panthers as a part-time scout. He previously served as the head scout for the Sault Ste. Marie Greyhounds (OHL), while also serving a scout for Bellville (OHL) and London (OHL). Williams has also worked in the NHL for the NY Rangers and Tampa Bay Lightning.

Luke and his wife Lucy make their home in London, Ontario and have three children Sandra, Jeff and John.



CRAIG DEMETRICK

Part-Time Amateur Scout

Craig Demetrick enters his third season with the Panthers as a part-time scout. Prior to joining the Panthers, he spent four seasons serving as a scout for the Calgary Flames. Demetrick has also worked for NHL Central Scouting Service (1998-2003), as well as serving as a scout for the Lethbridge (WHL).

Craig resides in Veron, British Columbia with his wife Sherry and twins Amy and Adian.





DAVE ZENOBI

Head Athletic Trainer

Dave Zenobi enters his fourth season with the Florida Panthers, after joining the team in October 2006. He joined the team as assistant athletic trainer, but assumed the head athletic training duties mid-way through the 2007-08 season.

Before joining the Panthers, Zenobi spent five years as the head athletic trainer with the San Jose Sharks AHL affiliate, the Cleveland Barons. Prior to the

Barons, Zenobi got his start in hockey by spending seven seasons as the head athletic trainer for the Cleveland Lumberjacks of the IHL.

Zenobi graduated in 1990 from Mount Union College in Alliance, Ohio where he played football for the most successful NCAA Division-III football program. He graduated from the University of Massachusetts in 1992 with a Masters degree in Exercise Science. Zenobi began his professional career by spending two years at the Cleveland Clinic working in the Physical Therapy Department.

Dave and his wife Dawn live in Parkland with their two sons Domenic and Joey.



STEVE DISCHIAVI

Assistant Athletic Trainer & Physical Therapist

Steve Dischiavi enters his fifth season as the Florida Panthers physical therapist. He has a Florida license in athletic training and will also serve this year as the team's assistant athletic trainer.

Dischiavi earned his Masters of Professional Study in Physical Therapy at the Health Science Center at Syracuse. Dischiavi has also received his certification in Manual Physical Therapy from the Ola Grimsby Institute, which is a Norwegian based philosophy. Fulfilling his passion to teach, Dischiavi finds time to serve as an adjunct instructor at Nova SouthEastern University in the Physical Therapy program.

Steve resides in Fort Lauderdale.

CHRIS SCOPPETTO

Head Equipment Manager

Chris Scoppetto enters his second season at the club's head equipment manager.

Prior to joining the Panthers, Scoppetto spent three seasons with the Detroit Red Wings serving as the team's assistant equipment manager, earning a Stanley Cup ring with the Wings in 2008. The Hamden, CT native spent six seasons on the equipment staff of the Nashville Predators and two seasons with the Phoenix Coyotes.

Chris attended Arizona State University and graduated with a degree in exercise science. He and his wife, Trekka, reside in Fort Lauderdale.



CHRIS MOODY

Assistant Equipment Manager

Chris Moody enters his fifth season as the club's assistant equipment manager.

He began his career with the Colorado Avalanche in 1997, serving as the Avalanche's assistant equipment manager for three years. Moody joined the Nashville Predators in 1999 where he spent four seasons working in a similar role. Moody has been a member of the Athletic Equipment Managers Association (AEMA) since 2003.

For the last two years, Moody has played an important role in organizing and participating in 24 hours of hockey, a charitable event that benefits the Children's Hospital in Denver, CO. For more information on the event visit www.24hoursofhockey.com.

Moody is originally from Winnipeg, Canada, but moved to Denver where he spends time during the offseason. Chris resides in Coral Springs.



JASON MACDONALD

Assistant Equipment Manager

Jason MacDonald enters his first season as the club's assistant equipment manager.

MacDonald, joins the Panthers after spending the last three seasons as the head equipment manager of the ECHL's Florida Everblades. Prior to his three seasons spent in Southwest Florida, MacDonald worked in the Central Hockey League with the Fort Worth Brahmas during the 2005-06 campaign. From 2001-05, Jason worked as an assistant equipment manager for the Chicago Wolves of the American Hockey League.





JOHN URIBE, M.D. – MEDICAL DIRECTOR

Orthopaedic Surgeon – UHZ Sports Medicine Institute

Dr. John Uribe is an Orthopaedic surgeon in Coral Gables, Florida. He received his medical degree from the University of North Carolina at Chapel Hill. He completed his residency in Orthopaedic surgery at the University of Miami and subsequently a Sports Medicine fellowship at the Hughston Clinic.

He came to Miami from the U.S. Army where he served as Lt. Colonel and Chief of Orthopaedic Surgery at Tripler Army Medical Center. Dr. Uribe is a professor and Chairman of Orthopaedic Surgery at Florida International University School of Medicine and a team physician for the University of Miami Hurricanes, as well as a member of the UHZ Sports Medicine Institute. In addition to the University of Miami Hurricanes, Dr. Uribe has been the team physician for the Miami Dolphins and the Florida Marlins. He is a member of multiple professional organizations and societies. He is well published and lectures extensively throughout the U.S. and abroad. For more information visit www.uhzm.com



JOHN E. ZVIJAC, M.D.

Orthopaedic Surgeon – UHZ Sports Medicine Institute

Dr. John Zvijac is an orthopaedic surgeon at Doctors Hospital in Coral Gables, Florida specializing in Sports Medicine and Arthroscopic Surgery of the shoulder, elbow and knee. Dr. Zvijac is a professor at the University of Miami, Department of Exercise Science and Sports Medicine as well as an adjunct professor in Exercise and Sports Science at Florida International University. In addition, he is a Clinical Associate Professor at the University of Miami, Department of Orthopaedics and Rehabilitation.

Dr. Zvijac enters his eleventh season as the Tampa Bay Buccaneers NFL head team orthopaedic surgeon and is a team physician for the University of Miami, Florida International University and the Florida Panthers. Additionally, he provides medical care for all Miami-Dade County Public High Schools.

Dr. Zvijac is a founding partner of the UHZ Sports Medicine Institute. He is the Chief of Surgery and Chief of Staff at Doctors Hospital. He is a member of multiple professional organizations and societies and is presently the Delegate for the State of Florida for the American Orthopaedic Society for Sports Medicine. Dr. Zvijac has written numerous publications and book chapters. He has lectured on a variety of sports medicine topics worldwide. He is board certified by the American Board of Orthopaedic Surgery and additionally has a subspecialty board certification in Sports Medicine.



KEITH S. HECHTMAN, M.D.

Orthopaedic Surgeon – UHZ Sports Medicine Institute

Dr. Keith Hechtman is a founding partner of UHZ Sports Medicine Institute and is board certified in both Orthopaedic Surgery and Sports Medicine. He practices at Doctors Hospital in Coral Gables, Florida. Additionally, Dr. Hechtman is an Associate Professor at the University of Miami, Department of Orthopaedics, voluntary clinical associate professor U of Miami as well as a Clinical Adjunct associate Professor at the University of Miami, Department of Exercise Physiology & Sports Medicine and Professor in Orthopaedics of Florida International University School of Medicine. Dr. Hechtman is the head team physician for Florida International University, and the Florida Panthers Hockey Team. He has served as Medical Director for Dade County High Schools for 20 years. Dr. Hechtman is a contributing author for SOBE Fit, a health and fitness magazine. Also, he served as a physician for the 1996 Olympics and served in Desert Storm as orthopaedic surgeon receiving army commendation medals. He is well recognized for his numerous publications and presentations in particular treatment of elbow injuries in the throwing athlete, as well as ligament injuries to the knee.



MARTIN ROBINS, D.D.S.

Dentist

Martin Robins, D.D.S., has been the official team dentist of the Panthers since the clubs inception in 1993. He has operated a private dental practice in Coral Springs for more than 20 years, and recently opened up a new office in Boca Raton. A graduate of the N.Y.U. School of Dentistry, Dr. Robins earned his undergraduate degree at Union College in Schenectady, NY, in 1971. After earning his degree in dentistry, he went on to complete a General Practice Dental Residency at Booth Memorial Medical Center in New York. He is a charter member and past president of the NHL Team Dentist Association.



NICHOLAS RUGGIERO, D.C.

Chiropractor

Nicholas Ruggiero, D.C., enters his seventh season as the Panthers' official chiropractor. He began his education at the University of Miami and completed his B.S. in human biology and doctorate in chiropractic medicine at Cleveland Chiropractic College in Los Angeles in 1988, graduating Magna Cum Laude. In 1998, he was certified in physical therapy by the National Board of Chiropractic Examiners. Dr. Ruggiero received certification in manipulation under anesthesia in 1992 and he is also certified in Active Release Technique in full spine and upper extremity and lower extremity. For more information visit www.dnrnicholasruggiero.com



HOWARD BUSH, M.D., F.A.C.C.

Internist

Howard Bush has worked with the Florida Panthers since their inception in 1993 where he attended the first training camp under the direction of Coach Roger Neilson. He is the Chairman of the Department of Cardiology for the Cleveland Clinic Florida. Cleveland Clinic in Florida is a multi-specialty, academic medical center that integrates clinical and hospital care with research and education. Cleveland Clinic in Florida has over 150 physicians with expertise in 35 specialties. Dr. Bush has been with the group since 1992 and his clinical interests include invasive and interventional cardiology, risk factor management, and coronary artery disease.

Dr. Bush is Board Certified in Cardiovascular Diseases, Internal Medicine, and Interventional Cardiology. He and his wife Eva, D.D.S., have three children Aaron, Leah, and Elana.



LEE MANDEL, M.D., F.A.C.S.

Sinus and Allergy Specialist, Facial Reconstructive Surgeon, Professional Voice Specialist, South Florida Sinus and Allergy Center

Lee M. Mandel, M.D., F.A.C.S. returns this season for his 5th year as the Panther's Official Sinus and Allergy Specialist and Facial Reconstructive Surgeon (treating the team's facial injuries), as well as the Official Voice Specialist for the BankAtlantic Center. Dr. Mandel completed his training in Sinus and Allergy, Care of the Professional Voice and Facial Plastic Surgery at the prestigious Mount Sinai Medical Center in New York City. Dr. Mandel went on to a coveted Facial Plastic and Reconstructive Surgery fellowship, becoming board certified in Otolaryngology-Head and Neck Surgery and Facial Plastic and Reconstructive Surgery. He founded the South Florida Sinus and Allergy Center, which has set standards for the care of patients with sinus and allergy disorders. Dr. Mandel brought the breakthrough, minimally invasive sinus procedure, Balloon Sinuplasty to the state of Florida, establishing himself as the most experienced Balloon Sinus Surgeon in Florida, adding further to his expertise in Facial Plastic Surgery and care of the Professional Voice. For more information visit www.SFSAC.com.



PAUL TARTELL, M.D., F.A.C.S.

Sinus and Allergy Specialist, Facial Reconstructive Surgeon, Professional Voice Specialist South Florida Sinus and Allergy Center

Paul Tartell, M.D., FACS received his medical degree from Washington University. After completing his residency at UCLA, he accepted a faculty position as Assistant Professor of Otolaryngology-Head and Neck Surgery at the Tufts University School of Medicine, where he was the Director of Head and Neck Surgery, Facial Plastic and Reconstructive Surgery, as well as Co-Director of Pediatric Otolaryngology. Dr. Tartell is a Diplomate of both the American Board of Otolaryngology and the American Board of Facial Plastic Surgery and Reconstructive Surgery. He has authored numerous peer reviewed professional publications, and, has been an invited speaker at national and international medical symposiums. Dr. Tartell is a Fellow of the American College of Surgeons, in addition to fellowship in numerous other professional specialty societies He co-founded Head and Neck Surgery Associates of South Florida, and, South Florida and Allergy Center, where state-of-the-art care in all aspects of Otolaryngology and Head and Neck Surgery is provided. For more information visit www.SFSAC.com.



GREGORY ALBERT, M.D.

Plastic Surgeon

Dr. Gregory Albert enters his sixth season as the Panther's official plastic surgeon, taking care of all their Plastic needs. He is a board certified Plastic Surgeon who specializes in minimally invasive cosmetic surgery. Dr. Albert is a pioneer in Endoscopic facial surgery presenting his techniques at the national Plastic Surgery meetings. He is also one of the leading injectors of facial fillers such as, Botox®, Restylane®, Radiesse®, Juvederm®, and ArteFill®. He is a member of the American Society of Plastic Surgery and a diplomate of the American Board of Plastic Surgery. You may have seen Dr. Albert featured on ABC, CBS, or NBC news for his innovative techniques in the plastic surgery field. To learn more about options in Plastic Surgery you may visit Dr. Albert's website at www.drgregoryalbert.com



STEVEN GELBARD, M.D., P.A.

Neurological and Spine Surgeon

BankAtlantic Center Medical Director

Dr Steven Gelbard is a Neurological Surgeon that has been practicing in South Florida since 1991. He graduated from Tufts University School of Medicine in Boston, Massachusetts, then did a surgical internship at New York University. He graduated from the University of Vermont Program in Neurosurgery, completed additional training in Neurosurgery and Neurology at Brown University affiliated programs, and further additional training at Harvard University affiliated programs. He specializes in surgery of the Brain and Spine, including but not limited to: Brain Tumors, surgery for relief of Neck and Back Pain, Minimally Invasive Spinal Surgery, including Laser Microdiscectomy, Endoscopic Discectomy, Lumbar and Cervical Laminectomy and/or Fusion, and peripheral nerve. He has been featured in the Sun Sentinels Vital Signs Medical Magazine for his minimally invasive spine procedures for neck and back pain. Dr. Gelbard has several United States Patents for medical inventions and has publications in Medical Journals, including Journal of Neurosurgery. Please visit website at www.neurosurgery.md.



DAVID N. WESTERDAHL, M.D

Internist

David N. Westerdahl, MD, is a Staff physician for the Department of Orthopedics at Cleveland Clinic Florida. Dr. Westerdahl completed his Doctor of Medicine Degree at Loma Linda University in 2000. After completing his residency in Family Medicine at Florida Hospital in Orlando, he served a Primary Care Sports Medicine fellowship in the Department of Orthopedic Surgery at Cleveland Clinic's main campus in Cleveland, Ohio. With a background in primary care and sports medicine, Dr. Westerdahl manages a wide range of non-operative orthopedic and sports medicine injuries. He is the Director for Sports Medicine at Florida Atlantic University, and serves as Director Sports Medicine for The USTA Player Development Center in Boca Raton, Florida. His specialty interests include sports injuries, medical orthopedics, exercise related medical disorders, musculoskeletal ultrasound, nutritional supplements and wilderness medicine. Dr. Westerdahl is a diplomate of the American Board of Family Practice with a Certificate of Added Qualification in Sports Medicine. His memberships in various medical organizations and societies include the American College of Sports Medicine, American Academy of Family Practice, the American Medical Society for Sports Medicine, and the Florida Academy of Family Practice. Dr Westerdahl and his wife, Marina, have two children. Giselle (6) and Ethan (4).



FRANK CONIDI D.O., M.S.

Neurologist

Dr. Frank Conidi is a Neurologist specializing in the treatment of headache and facial pain. A graduate of Boston University School of Medicine and Southeastern University College of Medicine, Dr. Conidi has been practicing the past decade in Palm Beach and Treasure Coast areas recently expanding to Broward County. Dr. Conidi completed his internship at Tuft's University in Boston and his neurology residency at Boston University school of Medicine, with additional neurological training at Harvard affiliated Massachusetts General and Brigham and Womens hospitals. Currently, Dr. Conidi is an Assistant Clinical Professor of Neurology at Florida State University School of Medicine and the Director of the Florida Center for Headache and Neurology. Dr. Conidi also specializes in non-narcotic and interventional pain management, sleep medicine, fibromyalgia, Head Trauma, and the use of Botulinum Toxic (Botox). Dr. Conidi serves on the advisory board for a number of pharmaceutical companies, is a member of multiple neurological societies and actively directs and participates in clinical trials. Please call Dr. Conidi at 1-877-648-4762.



SEAN LIFFITON, D.P.M.

Podiatrist

Dr. Liffiton joined the Panthers' Medical Staff at the beginning of the 2004-05 season. Dr. Liffiton serves as an adjunct professor and clinical faculty member at Barry University School of Graduate Medical Sciences. He did his residency training at Cedars Medical Center, Miami, FL and served as Chief Surgical Resident from 1994-95. Dr. Liffiton has been practicing in Coral Springs, FL since 1995, and is Chief of Podiatry at the Coral Springs Surgical Center. Hockey also runs in the family as his grandfather Ernie Liffiton has his name engraved on the 1908 Stanley Cup as a member of the Montreal Wanderers. For more information visit www.DrLiffiton.com



CORY LESSNER, M.D.

Laser Vision Specialist – Millennium Laser Eye Centers

Cory Lessner, M.D. enters his sixth season as the Panthers official laser vision specialist. Upon receiving his doctorate in medicine from Hahnemann University in Philadelphia, Dr. Lessner completed his residency training at Tufts N.E. Eye Center in Boston, where he received the Charles Prefer Award for clinical excellence in Ophthalmology. He has been named a VISX Star surgeon, placing him in the top 5% of laser surgeons in the country.



LARRY KAWA, D.D.S.

Orthodontist

Larry Kawa is a second generation orthodontist. He received his B.A. from Brooklyn College and his D.D.S. from New York University College of Dentistry. In addition, he completed 2-years of post-doctoral training at N.Y.U., where he received his certificate as an orthodontist specialist.

Dr. Kawa holds membership status in many professional organizations, including the American Dental Association, American Association of Orthodontics, Florida Dental Association, Southern Association of Orthodontics, Atlantic Coast Dental Society and Palm Beach County Dental Association. Dr. Kawa lives in Boca Raton with his wife Virginia Kawa and has two children, Michael and Niki. For more information visit www.braces1.com.



MARVIN STEIN, M.D., M.M.M., FACS

Urologist

South Florida Urology Consultants (SFUC) have been providing Board Certified, state of the art, top quality Urology and Urological Surgery to the South Florida community since 1978. They specialize in Men's Health Promotion, the diagnosis and treatment of the diseases of the Kidney, Bladder, Prostate and Testis, Male Infertility, No Scalper Vasectomy and Male Sexual Dysfunction. Their four locations are conveniently located in Lauderdale Lakes, Margate, Deerfield Beach, and West Boca. In addition, SFUC actively practice at a number of area hospitals including Plantation General, Westside Regional, Florida Medical Center, University Community, Coral Springs, Northwest Regional, North Broward and West Boca Medical Centers. SFUC President, Marvin Stein, MD, MMM, FACS is a highly trained, award winning Urological diagnostician and surgeon and is active in numerous community and medically oriented ventures. For more information visit www.southfloridaurologyconsultants.com



BROWARD HEALTH

Medical Team Partner

The Official Trauma and Emergency Care Providers

Broward Health, providing service for more than 50 years, is a nationally recognized system offering world class health care services to our neighbors in South Florida. One of the 10 largest public health systems in the nation, Broward Health includes Broward General Medical Center, North Broward Medical Center, Imperial Point Medical Center, Coral Springs Medical Center, Chris Evert Children's Hospital, Broward Health Weston and more than 30 facilities of the Community Health Services and Broward Health Physician Group. For more information visit www.browardhealth.org



**Doctors
Hospital**

DOCTORS HOSPITAL

Sports Medicine Provider

Since 1949, Doctors Hospital has been serving the people of Coral Gables. Its name comes from the founding physicians who saw a need for a first-class healthcare center. The 281-bed facility has a tradition of excellence, with an outstanding reputation for its services in orthopedics, general surgery, neurosurgery, gynecology, gynecologic oncology, emergency and general medical care. Doctors Hospital's Center for Orthopedics and Sports Medicine serves professional and amateur athletes from around the world. Doctors Hospital has been a leader in neurological care, serving thousands of patients from the United States and abroad. In 1993, the hospital developed Florida's first Gamma Knife program, treating brain conditions without surgery.



SELECT PHYSICAL THERAPY

Rehabilitation Specialists

Select Physical Therapy is a leading provider of physical and occupational therapy services. The organization consists of talented employees-both clinical and non-clinical- who have a strong reputation for clinical quality, effective outcomes and positive customer service. Their main goal is to be the provider of choice in the communities we serve through excellence in patient care. Select Physical Therapy is a new name that resulted from the purchase of the HealthSouth Outpatient Rehabilitation Division May 1, 2007 by Select Medical Corporation. For more information visit www.selectphysicaltherapy.com.



UNIVERSITY MRI & DIAGNOSTIC IMAGING CENTERS

Fred Steinberg, M.D., Suzanne LeBlang, M.D.

University MRI & Diagnostic Imaging Centers strives to provide the highest level of medical imaging services by incorporating cutting edge technology with a comfortable outpatient setting. Dr. Fred Steinberg M.D., Founder and Medical Director of University MRI & Diagnostic Imaging received his medical from the Honors program at Northwestern University. Previous professional medical experiences have included a residency in Diagnostic Radiology at the University of Chicago Hospital, and fellowships at Northwestern University and Harvard Medical School. Dr. Suzanne LeBlang M.D., Director of Focused Ultra Sound applications at University MRI, is a Board certified radiologist with credentials of added certifications in Neuroradiology. Dr. LeBlang received her Medical Degree from the University of Miami School of Medicine, and completed both her fellowship and residency at Jackson Memorial Hospital in Miami, Florida. For more information visit www.universitymri.com.

ACUPUNCTURE NOW



Acupuncturists

Tony Wilcox, D.O.M. & David Suomela, D.O.M. are both Doctors of Oriental Medicine and have a private practice at "The Cove" in Deerfield Beach, Florida. While treating the sports injuries of the NHL Panthers they also treat insomnia, anxiety, depression, pain, migraines, headaches and infertility to name a few. Most insurance is accepted (upon approval) and they can be contacted at Ph: 954 427 9887 or www.acupuncturenow.us



MILLENNIUM ANESTHESIA, P.A.

Anesthesiologists – Gary Hindon M.D.,
Alberto Motta M.D., Joyce Tecson M.D.,
Victor Munte M.D., and Sergio Pinto M.D.

The members of Millennium Anesthesia have provided anesthesia services in Broward County for over 20 years, becoming the leading provider of outpatient anesthesia services in South Florida. Millennium Anesthesia takes pride in providing the highest quality anesthesia as well as utilizing regional anesthetics for optimal outpatient surgical outcomes. For more information visit www.millenniumanesthesia.com



ADVANCED GENERAL SURGEONS OF SOUTH FLORIDA

General Surgical Group – Gary Lehr M.D., Randy Kimmelman D.O., Michael Mallis D.O.,
Camil Sader M.D., Ronald L. Stricoff, M.D.

Advanced General Surgeons of South Florida, a premier board certified general surgical group in South Florida, specializes in the diagnosis and surgery of the digestive system (stomach, intestine, liver, gallbladder), colon and rectal surgery hernia, thyroid surgery, breast surgery and cancer surgery. They utilize MINIMALLY INVASIVE SURGERY and ROBOTIC instruments whenever possible. For more information visit WWW.AGSOSF.COM or call 954-574-0252.



PARKCREEK SURGERY CENTER

Multi-Specialty Surgical Center

ParkCreek Surgery Center is a state-licensed, Medicare certified and AAAHC accredited, “state-of-the-art”, same-day multi-specialty surgical center located at 6806 N. State Road 7, in the city of Coconut Creek (minutes from the Sawgrass Expressway). Primarily servicing surgeons and residents of Boca Raton, Coconut Creek, Coral Springs, Margate, Parkland and surrounding communities. ParkCreek is open weekdays from 6:00AM to Midnight and Saturdays 6:00AM to 2:30PM to accommodate the needs of its medical staff and patients. Attending surgeons include the specialties of Orthopedics, Invasive Pain Management, Podiatry, Cosmetic, Gastroenterology, Gynecology, Urology and General Surgery. ParkCreek is always looking to increase its medical staff with additional, high quality surgeons, who may also be given the opportunity to become members of the Partnership. Additional information at (954) 312-3500 and ask for either Saul Epstein or Richard Famiglietti, or log-on at www.ParkCreeksurgery.com.





PEDRO J. GONCALVES

Executive Vice President/Chief Marketing Officer

Pedro Goncalves joined Sunrise Sports & Entertainment on August 1, 2005 and was promoted to Executive Vice-President/Chief Marketing Officer in August, 2009.

In this current role, Goncalves oversees several business units for Sunrise Sports & Entertainment and the Florida Panthers including the club's marketing and corporate sales endeavors, as well as the organization's

merchandising and branding opportunities.

Before joining Sunrise Sports & Entertainment, Goncalves spent two years as president of Energistics Marketing, a full service sales and marketing company based in Tampa, Florida. Goncalves also spent four years as vice president of corporate partnerships and broadcasting with the Tampa Bay Lightning and he also served as the director of corporate partnerships for the Columbus Blue Jackets.

Goncalves resides in Parkland with his wife Francine and their daughters Emma and Isabella.



EVELYN G. LOPEZ

Executive Vice President/Chief Financial Officer

Evelyn Lopez has been with the Florida Panthers since their inception in 1993 and was promoted to her current role as Executive Vice-President/Chief Financial Officer in August, 2009.

Lopez is responsible for overseeing all the financial matters for the Florida Panthers and Sunrise Sports & Entertainment including finance, accounting, budgeting and other financial analysis to support the strategic operation of the organization. Since joining the organization she has held several positions within the finance department, including those of accounting manager and director of finance/controller.

Lopez and her husband Omar reside in Miramar with their children: Brandon, Natalie, Jennifer and Zachary.

CAROL A. DUNCANSON

Sr. Vice President, Human Resources

Sr. Vice-President, Human Resources Carol Duncanson is responsible for overseeing human resource policies, employment practices, organizational effectiveness, immigration, payroll, benefits and compensation. In addition, she also oversees the Florida Panthers Foundation.

Duncanson joined the organization in May of 2001 as the club's manager of human resources and payroll. She has had her professional certifications in human resources since 1999.

Duncanson resides in Cooper City with her husband Dave and their sons Ryan and Brett.



CHAD F. JOHNSON

Sr. Vice President, Sales and Marketing

Sr. Vice President, Sales and Marketing Chad Johnson oversees all ticket sales and service operations for all the entities associated with Sunrise Sports & Entertainment and the Florida Panthers, including suite sales and premium seating, as well as the club's marketing efforts.

Johnson joined the organization in October of 2003 as vice president of sales & service, before being promoted to his current position in April of 2005. He spent five years with the Tampa Bay Lightning as director of outside sales before joining the Sunrise Sports & Entertainment.

Johnson, who is originally from Chicago, resides in Delray Beach, FL with his wife Jennifer and their daughter Victoria.



BRETT S. STEFANSSON

Sr. Vice President/General Manager BankAtlantic Center

Sr. Vice-President/General Manager of the BankAtlantic Center Brett Stefansson has played in integral role within the organization since the venue opened in 1998. During his tenure, Stefansson has held many positions within the organization, including gm/vice president, director of operations and operations manager.

In his current role, he oversees the overall day-to-day operations at the BankAtlantic Center and is responsible for ensuring that all concerts, shows and sporting events at the building receive first-class service and attention. He also oversees the operations for the Panthers official training facility incredible ICE.

Prior to joining the BankAtlantic Center, Stefansson spent two years at the Compaq Center in Houston working with the Houston Rockets, the AHL's Houston Aeros and the WNBA Houston Comets.

Stefansson resides in Ft. Lauderdale with his wife Nadia and his son Zach.





RANDY MOLLER

Radio Play-By-Play
Vice President of Broadcasting & Alumni Association

Former Panthers defenseman Randy Moller enters his third season as the team's radio play-by-play broadcaster on Sports Talk 790 The Ticket. Moller was voted as South Florida's best sports radio play-by-play broadcaster in an on-line poll conducted by the Miami Herald, due to his insightful and entertaining broadcasts.

Moller has been a member of the Cats' broadcast team for the last 12 years, serving in a variety of capacities, including as the club's radio analyst and television host, providing Panthers fans with enthusiastic and colorful broadcasts.

In addition to his on-air duties, Moller has been part of the team's front office staff since 2002, where he currently serves as the club's V. P. of Broadcasting & Panthers Alumni.

A native of Red Deer, Alberta, Moller, logged 13 seasons in the NHL with Florida, Quebec, the New York Rangers and Buffalo recording 45 goals, 180 assists and 1,692 penalty minutes in 815 games. Moller also serves as president of the Panthers Alumni Association.

He and his wife Cathy live in Boca Raton with their sons, Jonathan and Logan, and their daughter McKenna.



STEVE GOLDSTEIN

Television Play-by-Play

Steve Goldstein enters his third season as the team's play-by-play voice on FOX Sports Florida.

Prior to being named as the team's TV voice, he spent two years calling games as the club's radio play-by-play broadcaster. His resume also includes nine seasons as the host of the Panthers' pre- and post-game shows. In addition, he currently serves as the in-arena studio host providing intermission updates to the BankAtlantic Center crowd. He also serves as a radio host on 560 WQAM.

Goldstein has been a familiar voice on the South Florida radio airwaves since 1994. Some of his duties have included morning drive host on WQAM, radio host on Sports Talk 790 The Ticket, as well as the Miami Dolphins and Hurricanes pre and post game show host on WQAM. He also currently serves as a host of the Miccosukee Sports Rap, seen weekly on FOX Sports Florida.

The Brooklyn, New York native worked at CBS Radio and Television Network from 1991-94. He also served as the hockey radio host at the 1998 Olympics in Nagano, Japan and producer at the 1994 Lillehammer Winter Games in Norway. Goldstein also served as a reporter for WFAN radio and ESPN radio in New York, as well as co-hosting the "Pete Rose Show" in 1995 and 1996.

A graduate of Syracuse University in 1991, Goldstein holds a degree in broadcast journalism. He and his wife, Dana, reside in Weston with their two sons, Jake and Kyle.



BILL LINDSAY

Television Analyst

Bill Lindsay enters his first season as the team's television analyst on FOX Sports Florida, after spending the last two years serving as the club's radio color commentator.

Lindsay, a 14-year NHL veteran and member of the 1996 Panthers Eastern Conference Championship team, has played in more than 750 NHL contests for six different clubs scoring 83 goals with 141 assists. He appeared in 506 games (1993-99; 2001-02) with the Panthers recording 165 points (67-98-165).

Lindsay is best known for his spectacular Game 5 goal in the Eastern Conference semifinals versus Boston that broke a 3-3 tie and gave the Panthers their first playoff series victory. The Big Fork, Montana native completed his NHL career with Atlanta in 2004, before spending the last two seasons playing for the Cologne Sharks in the German League.

Lindsay and his wife Kari reside in Fort Lauderdale.





JUSTIN COPERTINO

Director, Communications

Justin Copertino enters his seventh season with Sunrise Sports & Entertainment after joining the organization on September 2, 2003. His responsibilities include serving as the primary liaison for the Florida Panthers and the local South Florida media, while also directing media relations activities at home and on the road and preparing daily hockey information.

Prior to joining the Panthers, he spent one year as the media relations manager with the San Antonio Rampage (AHL). Before working in San Antonio, Copertino spent two years with D.P. Fox Sports and Entertainment as the media relations coordinator for the Grand Rapids Griffins (AHL) and Grand Rapids Rampage (AFL).

A native of New Hyde Park, NY, Copertino graduated from Clemson University in May of 2000 with a Bachelor's degree in speech and communications. He resides in Pompano Beach.



MATTHEW F. SACCO

Director, Public Relations, Publishing and New Media

Matt Sacco enters his fifth season with Sunrise Sports & Entertainment after joining the organization in August of 2005. His responsibilities include public relations for SSE and all of its properties including the Florida Panthers and the BankAtlantic Center. He is also served as Editor in Chief of Panthers Insider.

Prior to joining SSE, Sacco spent two years as a journalist and author and had his work published in the New York Post, Boston Herald, Staten Island Advance, Inside Lacrosse Magazine and U.S. College Hockey Online.

A native of Staten Island, NY, Sacco was Editor in Chief of the Massachusetts Daily Collegian at the University of Massachusetts, where he graduated with a Bachelor's Degree in journalism and a minor in English. He currently resides in Ft. Lauderdale.

DAVE JOSEPH

Director, Internet and Publication Content

Dave Joseph enters his third season with Sunrise Sports & Entertainment after joining the organization in 2007. He directs editorial content and provides daily coverage of the team for www.FloridaPanthers.com, and is editorial director of SSE's monthly publication *Panthers Insider*.

Prior to joining SSE, Joseph was a columnist and features writer for the Sun-Sentinel newspaper, where he served as the Panthers beat writer from 1993-98.

A native of South Boston, Ma., and graduate of Northeastern University, Joseph has won numerous writing awards and is author of the award-winning book 'Saving Leslie Jones - The Rebirth of Spirit in Man and Horse,' published in 2006. Joseph resides in Plantation, FL, with his wife, Patricia, and daughter, Hannah Ray.



DEREK FOBE

Manager, Emerging Media

Derek Fobe enters his first season with Sunrise Sports & Entertainment after joining the organization in June, 2009. His responsibilities include leading web and emerging media-based projects for SSE's partners as well as managing the social media channels for the Florida Panthers and the BankAtlantic Center. He also contributes articles and content to the Florida Panthers website.

Derek joined SSE from EA SPORTS and has spent most of his career working in content management and sports video game design.

A native of Toronto, ON, Derek attended the University of Waterloo. Together with his wife Tara, they currently reside in Davie, FL with their two Labradors, Jeff and Lola.



GLENN ODEBRALSKI

Coordinator, Website

Glenn Odebralski enters his third season with Sunrise Sports & Entertainment after joining the organization in July, 2007. His responsibilities include overseeing the Florida Panthers and BankAtlantic Center websites, updating those sites with new written, video, photo, and other content. He is also a producer for GrowITV.

Prior to joining SSE, Glenn worked in the website departments for the Buffalo Bills, Buffalo Sabres, and Buffalo Bandits. He has also spent time working for the Batavia Muckdogs.

A native of Corfu, NY, Glenn graduated from the State University of New York at Cortland with a Bachelor's Degrees in sport management and business economics. He currently resides in Oakland Park.



2009-2010
THE PLAYERS








ALLEN VS. NHL:

TEAM	GP	G	A	PTS	PIM						
Anaheim	8	0	2	2	10	Detroit	13	1	0	1	13
Atlanta	15	2	4	6	25	Edmonton	17	1	0	1	8
Boston	12	0	5	5	22	Florida	4	0	0	0	27
Buffalo	10	0	0	0	8	Los Angeles	11	0	1	1	17
Calgary	21	2	2	4	33	Minnesota	17	2	2	4	17
Carolina	17	0	5	5	14	Montreal	13	1	1	2	25
Chicago	12	1	1	2	8	Nashville	12	0	0	0	18
Colorado	20	3	1	4	19	New Jersey	11	0	0	0	13
Columbus	11	2	2	4	26	NY Islanders	10	1	2	3	9
Dallas	13	0	1	1	21	NY Rangers	10	0	2	2	8
						Ottawa	12	0	0	0	20
						Philadelphia	11	0	0	4	4
						Phoenix	3	0	2	2	16
						Pittsburgh	11	1	5	6	6
						San Jose	10	1	0	1	10
						St. Louis	12	0	3	3	4
						Tampa Bay	16	2	5	7	17
						Toronto	13	0	2	2	25
						Vancouver	2	0	1	1	0
						Washington	18	0	1	1	22
						NHL TOTALS	373	20	54	74	467



BRYAN ALLEN

(BRI-ehn AL-ehn)

5

DEFENSE · Shoots Left · 6-4, 226 · Born 8/21/80 in Kingston, Ontario

AT A GLANCE: Missed 80 games during the 2008-09 season with a knee injury.

HOW ACQUIRED: Traded from Vancouver to Florida on June 23, 2006 along with RW Todd Bertuzzi and G Alex Auld in exchange for G Roberto Luongo, D Lukas Krajicek and a sixth round draft selection in the 2006 NHL Entry Draft. Signed a five-year contract extension on June 13, 2007.

2008-09: Completed his eighth NHL season, third with Florida...Notched an assist Oct. 10 at Carolina... Placed on injured reserve (Knee, 10/24-4/11).

CAREER: 2007-08: Completed his seventh NHL season, second with Florida...Served as one of the team's Assistant Captains for the first time in his career...Scored a goal and an assist with a plus-three rating Mar. 6 vs. Pittsburgh...Notched two assists Feb. 9 at Boston...Recorded a plus-three rating in a 5-3 win Jan. 22 vs. Ottawa...Collected first multi-assist game of career, registering two Oct. 24 vs. Philadelphia...Played in his 300th career NHL game Oct. 6 vs. New Jersey. **2006-07:** Completed his sixth NHL season, first with Florida...Set NHL career-highs in assists (21) and points (25)...Was one of six Panthers to play in all 82 games (Bouwmeester, Gelinas, Horton, Jokinen, Salei)...Scored a goal and an assist Mar. 27 at Tampa Bay...Notched an assist Feb. 24 vs. Boston to extend point streak to four games...Extended scoring streak to three games with assist Oct. 25 at NY Rangers...Scored first goal as a Panther Oct. 23 vs. Atlanta...Recorded first point as a Panther with assist Oct. 11 vs. Carolina. **2005-06:** Completed his fifth NHL season with Vancouver...Played a career-high 77 games with the Canucks... Registered his seventh goal of season Apr. 12 vs. San Jose...Scored his sixth goal, a new single-season career-high Feb. 12 at Minnesota...Missed six games due to a knee injury, Oct. 27 - Nov. 5... **2004-05:** Played for Voskresensk of the Russian League...Registered three assists with 34 PIM in 19 games. **2003-04:** Finished the season with seven points and 94 PIM...Played in a career-high 74 games...Notched one assist, Jan. 9 at Anaheim...Scored the GTG, his first of the season, Nov. 20 vs. Chicago. **2002-03:** Finished the season with a career-high 48 games played, five goals, three assists, eight points and 73 PIM...Was a plus-eight for the season, and a plus or even player in 37 of 48 games played...Scored his first NHL goal in the season opener, Oct. 10 at Calgary. **2001-02:** Played 11 games with the Canucks, his first season in the NHL...In 68 games with Manitoba of the AHL, recorded 25 points (7-18-25) and 121 PIM. **2000-01:** Made his NHL debut, Feb. 26 at Minnesota...Played in two Canucks playoff games vs. Colorado...In 75 games with Kansas City of the IHL, recorded 25 points (5-20-25) and 99 PIM. **1999-00:** Made his professional hockey debut with the Syracuse Crunch of the AHL, dressing for nine regular season games and two playoff games. **NHL ENTRY DRAFT:** Vancouver Canucks' first choice (4th overall) in the 1998 NHL Entry Draft.

INTERNATIONAL: 1999: Competed for Team Canada in the World Junior Championship...Recorded one goal and two assists in seven games.

REGULAR SEASON											PLAYOFFS					
SEASON	TEAM	LEAGUE	GP	G	A	PTS	+/-	PIM	PPG	SHG	GWG	GP	G	A	PTS	PIM
1996-97	Oshawa	OHL	60	2	4	6	-	76	-	-	-	18	1	3	4	26
1997-98	Oshawa	OHL	48	6	13	19	-	126	-	-	-	5	0	5	5	18
1998-99	Oshawa	OHL	37	7	15	22	-	77	-	-	-	15	0	3	3	26
1999-00	Oshawa	OHL	3	0	2	2	-	12	-	-	-	3	0	0	0	13
	Syracuse	AHL	9	1	1	2	-	11	-	-	-	2	0	0	0	2
2000-01	Vancouver	NHL	6	0	0	0	0	0	0	0	0	2	0	0	0	2
	Kansas City	IHL	75	5	20	5	-	99	-	-	-	-	-	-	-	-
2001-02	Vancouver	NHL	11	0	0	0	1	6	0	0	0	-	-	-	-	-
	Manitoba	AHL	68	7	18	25	-	121	-	-	-	5	0	1	1	8
2002-03	Vancouver	NHL	48	5	3	8	8	73	0	0	1	1	0	0	0	2
	Manitoba	AHL	7	0	1	1	-	4	-	-	-	-	-	-	-	-
2003-04	Vancouver	NHL	74	2	5	7	-10	94	0	0	0	4	0	0	0	2
2004-05	Voskresensk	Russia	19	0	3	3	-	34	-	-	-	-	-	-	-	-
2005-06	Vancouver	NHL	77	7	10	17	4	115	1	0	0	-	-	-	-	-
2006-07	Florida	NHL	82	4	21	25	7	112	0	0	0	-	-	-	-	-
2007-08	Florida	NHL	73	2	14	16	5	67	0	0	0	-	-	-	-	-
2008-09	Florida	NHL	2	0	1	1	2	0	0	0	0	-	-	-	-	-
	FLORIDA TOTALS:		157	6	36	45	14	179	0	0	0	-	-	-	-	-
NHL TOTALS:			373	20	54	74	17	467	1	0	1	7	0	0	0	-

First NHL Game: 2/26/01 at Minnesota

First NHL Goal: 10/10/02 at Calgary

First NHL Assist/Point: 12/15/02 vs. Calgary

Most Goals, Game: 20, (16 times)

Most Assists, Game: 2, (2 times) Last: 2/9/08 at Boston

Most Points, Game: 2, (5 times) Last: 3/6/08 vs. Pittsburgh

Most Penalty Minutes, Game: 19, 11/3/02 vs. Florida

MILESTONES



BALLARD VS. NHL:

TEAM	GP	G	A	PTS	PIM		
Anaheim	24	2	8	10	31	Detroit	12.....0.....1.....1.....14
Atlanta	8	0	3	3	6	Edmonton	11.....1.....4.....5.....16
Boston	6	0	1	1	9	Florida	2.....1.....4.....5.....2
Buffalo	6	1	2	3	9	Los Angeles	23.....5.....3.....8.....20
Calgary	12	0	2	2	17	Minnesota	13.....1.....9.....10.....10
Carolina	8	0	2	2	2	Montreal	6.....1.....0.....1.....0
Chicago	13	0	1	1	11	Nashville	3.....1.....2.....3.....9
Colorado	13	0	3	3	12	New Jersey	6.....0.....1.....1.....0
Columbus	13	1	3	4	17	NY Islanders	6.....0.....3.....3.....8
Dallas	25	2	4	6	15	NY Rangers	5.....0.....2.....2.....0
						Ottawa	6.....1.....2.....3.....0
						Philadelphia	5.....0.....4.....4.....2
						Phoenix	1.....0.....0.....0.....0
						Pittsburgh	6.....1.....3.....4.....14
						San Jose	25.....1.....14.....15.....12
						St. Louis	13.....1.....3.....4.....36
						Tampa Bay	8.....1.....2.....3.....7
						Toronto	6.....0.....4.....4.....4
						Vancouver	12.....2.....2.....4.....19
						Washington	8.....2.....4.....6.....2
						NHL TOTALS	.315...25...96.121..315



KEITH BALLARD

(KEETH BAL-uhrd)

2

DEFENSE · Shoots Left · 5-11, 208 · Born 11/26/82 in Baudette, Minnesota

AT A GLANCE: Led Florida defensemen in assists with 28.

HOW ACQUIRED: Traded from Phoenix to Florida on June 20, 2008 along with Nick Boynton and Phoenix's second round selection (49th overall) in the 2008 NHL Entry Draft in exchange for Olli Jokinen. Signed a 6-year contract extension on September 9, 2008.

2008-09: Completed his fourth NHL season, first with Florida... Was one of two Panthers to play in all 82 games (Bouwmeester)...Paced Florida in assists by a defenseman (28)...Second on team in hits (172, 1st Campbell)...Recorded a goal and added an assist Mar. 10 at Pittsburgh...Recorded two assists Mar. 1 at Washington...Notched a pair of assists Jan. 27 vs. Philadelphia...Notched a pair of assists Jan. 3 at Pittsburgh...Recorded a goal and the 100th point of his NHL career with an assist Dec. 26 vs. Tampa Bay...Recorded the game-winning goal Dec. 4 vs. Buffalo...Recorded a career high 18 penalty minutes Oct. 25 at Saint Louis...Recorded three assists Oct. 24 vs. San Jose...Had a four-game point streak (1-4-5) from 10/11-10/20...Recorded his first goal as a Panther Oct. 20 at Montreal...Notched two assists Oct. 11 vs. Atlanta.

CAREER: 2007-08: Completed his third NHL season, third with Phoenix...Was one of two Coyotes players (Morris) to appear in all 82 games...Led the Coyotes in hits (169) and blocked shots (162)...Ranked third among Coyotes defensemen in goals (6), assists (15), points (21), plus/minus (7) and ranked second in PIM (85)...Recorded a goal and an assist Mar. 20 vs. Los Angeles...Played in his 200th NHL game Jan. 24 vs. Nashville...Scored the GWG Dec. 8 at Los Angeles...Collected a goal and an assist Nov. 8 vs Dallas. **2006-07:** Ranked second among Coyotes defensemen in assists (22), third in points (27), T-third in goals (5), and fourth in PIM (59)...Ranked second on the team in hits (130) and blocked shots (135) while finishing the season ranked third in average time on ice (21:59)...Ranked 10th in the NHL in average shifts per game (30.6)...Won Coyotes team award for Hardest Working Player for second consecutive year...Recorded a season-high four-game point streak (1-3-4) from Dec. 14 - Dec. 23...Played in his 100th career NHL game Dec. 11. **2005-06:** In his first NHL season, played in all 82 games for the Coyotes...Was one of only three Coyotes (Doan, Michalek) to play in all 82 games...Among NHL rookie defensemen, ranked T-seventh in goals (8), second in assists (31), T-second in points (39), first in SHG (3), first in PIM (99), 10th in time on ice (19:58), second in blocked shots (137), and third in hits (120)...Among all NHL rookies, ranked seventh in assists (31), T-14th in points (39), T-first SHG (3), fifth in PIM (99), second in blocked shots (137), and eighth in hits (120)...Among Coyotes defensemen, ranked third in goals (8), second in assists (31), second in points (39), first in PIM (99) and first in hits (120)...Led Coyotes in SHG (3)...Finished season with seven multiple-point games and five multiple-assist games...Won Coyotes' team award for Hardest Working Player...Was co-winner of Coyotes' Man of the Year (Fredrik Sjostrom)...Scored SHG in 3-0 win vs. Los Angeles, April 13 to tie Brian Leetch for NHL record for most SHG by rookie defenseman (3)...Compiled season-high 5-game point streak (1-5-6), March 25 - April 3...Compiled four-game assist streak (0-7-7), Jan. 14 - Jan. 21...Set new Coyotes/Jets record for assists in a game by a rookie with 4 assists in 6-3 win vs. Florida, Jan. 19...Recorded first career multi-point game with two assists in 4-2 win at Minnesota, Nov. 8...Recorded first NHL assist in 3-2 loss at Anaheim Oct. 30...Scored first NHL goal in NHL debut, a 3-2 loss at Vancouver, Oct. 5, the first goal of the season scored by Coyotes. **2004-05:** In first pro season, recorded 2-18-20 and 88 PIM in 60 games with Utah (AHL)...Among team

REGULAR SEASON											PLAYOFFS					
SEASON	TEAM	LEAGUE	GP	G	A	PTS	+/-	PIM	PPG	SHG	GWG	GP	G	A	PTS	PIM
1999-00	U.S. National U-18	USHL	58	12	21	33	-	119	-	-	-	-	-	-	-	-
2000-01	Omaha	USHL	56	22	29	51	-	168	-	-	-	10	1	6	7	8
2001-02	Minnesota	WCHA	41	10	13	23	-	42	-	-	-	-	-	-	-	-
2002-03	Minnesota	WCHA	41	12	29	41	-	78	-	-	-	-	-	-	-	-
2003-04	Minnesota	WCHA	37	11	25	36	-	83	-	-	-	-	-	-	-	-
2004-05	Utah	AHL	60	2	18	20	-	88	-	-	-	-	-	-	-	-
2005-06	Phoenix	NHL	82	8	31	39	-18	99	1	3	1	-	-	-	-	-
2006-07	Phoenix	NHL	69	5	22	27	-7	59	2	0	0	-	-	-	-	-
2007-08	Phoenix	NHL	82	6	15	21	7	85	2	1	1	-	-	-	-	-
2008-09	Florida	NHL	82	6	28	34	14	72	1	0	1	-	-	-	-	-
FLORIDA TOTALS			82	6	28	34	14	72	1	0	1	-	-	-	-	-
NHL TOTALS:			315	25	96	121	-4	315	6	4	3	-	-	-	-	-

First NHL Game: 10/5/05 at Vancouver

First NHL Goal: 10/5/05 at Vancouver

First NHL Assist/Point: 10/30/05 at Anaheim

Most Goals, Game: 2, 12/29/05 vs. Los Angeles

Most Assists, Game: 4, 1/19/06 vs. Florida

Most Points, Game: 4, 1/19/06 vs. Florida

Most Penalty Minutes, Game: 18, 10/25/08 at St. Louis

MILESTONES

KEITH BALLARD (CONTINUED)

defensemen, tied for lead in assists and ranked second in points...Played for PlanetUSA at 2005 AHL All-Star Game.

2003-04: Named to NCAA West First All-American Team...Was a finalist for the Hobey Baker Memorial Award...Named to WCHA First All-Star Team (second consecutive season)...Finished T-sixth in NCAA in GWG (5)...Earned John Mariucci MVP award by a vote of his teammates...Finished career at Minnesota seventh on the school's all-time list for goals by a defenseman (33) and 11th in points by a defenseman (100). **2002-03:** Traded by Buffalo to Colorado for Steven Reinprecht who was then traded with Rhett Warrener to Calgary for Chris Drury and Steve Begin, July 3, 2003....Helped Minnesota capture second consecutive NCAA championship...Named to WCHA First All-Star Team...Named to NCAA West Regional All-Tournament Team...Named to WCHA Final Five All-Tournament Team...Ranked fourth in the nation in goals and assists among defensemen...Ranked third in WCHA in defensemen scoring. **2001-02:** Helped Minnesota capture NCAA championship...Named to WCHA All-Rookie Team...Finished ninth in team scoring and 10th among WCHA rookies. **2000-01:** Named to USHL First All-Star Team...Helped Omaha Lancers capture USHL national junior championship...Ranked second among USHL's top scoring defensemen...For second consecutive season, participated in USA Hockey Summer Challenge ('00 & '01). **1999-00:** A graduate of USA Hockey's National Team Development Program, finished as the top scoring defenseman on the under-18 squad. **1998-99:** Minnesota All-State High School selection. **NHL ENTRY DRAFT:** Buffalo Sabres first round choice (11th overall) in the 2002 NHL Entry Draft.

INTERNATIONAL: 2009: Played for the USA at the World Championships in Switzerland...Had 3 points (1-2-3) in 9 games. **2008:** Represented USA at the 2008 World Championships in Halifax and Quebec City...Recorded 0-2-2 and 16 PIM in 5 games. **2007:** Played for Team USA at the 2007 World Championships in Moscow...Had three assists and 16 PIM in 7 games. 2004: Represented USA at 2004 World Championships in Prague, earning a Bronze Medal with 1 goal in 8 games while being the only NCAA player on the squad. **2002:** Registered 1-1-2 in 7 games played at 2002 World Junior Championships in Czech Republic. **1999-00:** Played for Team USA at 2000 Under-18 World Championships in Switzerland, recording 1-1-2 in 6 games...Played 58 games with the United States Junior National Team recording 12-21-33 and 119 PIM.



FROM THE FIRST DROP TO THE LAST STOP.

Stick with the taste that's just right for hockey night. From start to finish, Bud Light's superior Drinkability means it's not too heavy, not too light. And the easy-to-drink taste won't fill you up when you're enjoying the one game that never slows down. Bud Light, **THE DIFFERENCE IS DRINKABILITY.**



RESPONSIBILITY MATTERS

©2009 Anheuser-Busch, Inc., Bud Light® Brewed in St. Louis, MO. NHL and the NHL Shield are registered trademarks of the National Hockey League. NHL and NHL team marks are the property of the NHL and its teams. NHL 2009. All Rights Reserved.


SUPERIOR
DRINKABILITY

2 PLZ
ANHEUSER-BUSCH



BOOTH VS. NHL:

TEAM	GP	G	A	PTS	PIM						
Anaheim.....	2	...	3	...	1	...	4	...	0		
Atlanta.....	16	...	7	...	4	...	11	...	8		
Boston.....	10	...	3	...	1	...	4	...	8		
Buffalo.....	9	...	1	...	3	...	4	...	2		
Calgary.....	2	...	1	...	0	...	1	...	0		
Carolina.....	17	...	4	...	7	...	11	...	6		
Chicago.....	1	...	0	...	0	...	0	...	0		
Colorado.....	3	...	1	...	0	...	1	...	0		
Columbus.....	2	...	0	...	1	...	1	...	0		
Dallas.....	3	...	0	...	0	...	0	...	0		
Detroit.....	1	...	0	...	0	...	0	...	0		
Edmonton.....	2	...	0	...	0	...	0	...	0		
Florida.....	0	...	0	...	0	...	0	...	0		
Los Angeles.....	2	...	0	...	0	...	0	...	2		
Minnesota.....	3	...	0	...	1	...	1	...	2		
Montreal.....	8	...	2	...	3	...	5	...	2		
Nashville.....	3	...	0	...	1	...	1	...	0		
New Jersey.....	10	...	3	...	3	...	6	...	0		
NY Islanders.....	2	...	5	...	7	...	2				
NY Rangers.....	8	...	3	...	0	...	3	...	4		
Ottawa.....	10	...	3	...	3	...	6	...	6		
Philadelphia.....	10	...	3	...	2	...	5	...	6		
Phoenix.....	2	...	0	...	0	...	0	...	0		
Pittsburgh.....	11	...	3	...	3	...	6	...	14		
San Jose.....	1	...	0	...	0	...	0	...	0		
St. Louis.....	2	...	3	...	1	...	4	...	0		
Tampa Bay.....	20	...	9	...	5	...	14	...	4		
Toronto.....	6	...	1	...	5	...	6	...	2		
Vancouver.....	2	...	0	...	0	...	0	...	2		
Washington.....	19	...	4	...	5	...	9	...	6		
NHL TOTALS	193	...	56	...	54	...	110	...	76		



DAVID BOOTH

10

(DAY-vid booth)

LEFT WING · Shoots Left · 6-0, 212 · Born 11/24/84 in Detroit, Michigan

AT A GLANCE: Was one of only four Panthers to record two hat tricks in a season (Bure, Jokinen, Sheppard).

HOW ACQUIRED: Florida's third choice (53rd overall) in the 2004 NHL Entry Draft. Signed a six-year extension July 1, 2009.

2008-09: Completed his third NHL season, third with Florida...Was one of only four Panthers to record two hat tricks in a season (Bure, Jokinen, Sheppard)...Became sixth player in franchise history to record 30 goals in a season...Set NHL career highs in goals, assists and points (31-29-60)...Recorded a career high 246 shots on goal (1st, Team)...Logged NHL career high 38 penalty minutes...Recorded a NHL career high 11 power play goals (1st, Team)...Tied for first on team in game-winning goals (5, Horton)...Named Panthers RRA Most Valuable Player...Recorded career-high five points (2-3-5) April 11 vs. Washington...Added two assists Mar. 31 vs. Ottawa...Tallied two assists Mar. 19 vs. Toronto...Notched a goal and two assists Mar. 14 vs. Tampa Bay...Recorded four points (3-1-4) with his second NHL career hat trick Mar. 7 vs. St. Louis...Notched two assists Feb. 17 vs. New Jersey...Netted the game-winning goal Jan. 27 vs. Philadelphia...Notched a goal and an assist Jan. 19 vs. Buffalo...Had a career high eight-game point scoring streak (6-7-13) snapped Jan. 16 vs. Philadelphia...Placed on injured reserve (Shoulder, 11/30-12/14)...Scored a goal and added an assist Nov. 26 vs. New Jersey...Recorded his first NHL career hat trick including game-winner Nov. 9 at Anaheim...Scored two goals including the overtime game-winning goal on Oct. 11 vs. Atlanta...Recorded his first goal and multi-point game of the season (1-1-2) on Oct. 10 at Carolina.

CAREER: 2007-08: Completed his second NHL season, second with Florida...Recorded his first 20-goal NHL season with 22 goals, which was third best on the team...Finished fourth on the team in points (40)...Was fourth on the team in plus/minus with a plus-13 rating...Had a four-game point streak from Jan. 12-18 (3-1-4) and Mar. 20-27 (1-3-4)...Had six GWG's to lead the team...21 of 22 goals came at even-strength...Scored his first NHL PPG Feb. 7 at Ottawa...Netted first goal of season Oct. 18 at Toronto. **2006-07:** Completed his first NHL season, first with Florida...Scored his first NHL GWG April 6 vs. Tampa Bay...Recorded the first multi-point game of his NHL career with two assists Mar. 17 vs. NY Islanders...Scored his first career NHL goal Jan. 4 at Calgary...Posted an assist after being recalled from Rochester (AHL) Dec. 27 vs. Philadelphia...Scored his first NHL point, an assist, Dec. 12 vs. Anaheim...Made his NHL debut Nov. 20 at Boston. **2005-06:** Finished third on Michigan State with 35 points...Had 148 shots on goal to lead the team...Posted a collegiate career-high 22 assists to go along with 13 goals...Had seven goals and 13 assists on the power play...Scored one SHG...Had a season and team high 10 shots on goal Dec. 29 vs. Michigan Tech.

INTERNATIONAL: 2008: Represented Team USA at the 2008 IIHF World Championship...Appeared in seven games and scored one goal. **2004:** Won a Gold Medal with Team USA at the 2004 World Junior Championships. **2002:** Represented the United States on the Gold Medal winning U-18 National team during the IIHF Under-18 World Championship... Scored 17 goals and 12 assists in 58 games with the US U-18 team...Won the 2001-02 USA Hockey Bob Johnson Award, for excellence in international competition.

REGULAR SEASON											PLAYOFFS					
SEASON	TEAM	LEAGUE	GP	G	A	PTS	+/-	PIM	PPG	SHG	GWG	GP	G	A	PTS	PIM
2000-01	Compuware	NAHL	41	17	13	30	-	44	-	-	-	-	-	-	-	-
2001-02	United States	U-18	58	17	12	29	-	41	-	-	-	-	-	-	-	-
2002-03	Michigan State	NCAA	39	17	19	36	-	53	-	-	-	-	-	-	-	-
2003-04	Michigan State	NCAA	30	8	10	18	-	30	-	-	-	-	-	-	-	-
	United States	WJC	6	0	1	1	-	2	-	-	-	-	-	-	-	-
2004-05	Michigan State	NCAA	29	7	9	16	-	30	-	-	-	-	-	-	-	-
2005-06	Michigan State	NCAA	35	13	22	35	-	50	-	-	-	-	-	-	-	-
2006-07	Rochester	AHL	25	7	7	14	8	26	-	-	-	6	0	2	2	4
	Florida	NHL	48	3	7	10	0	12	0	0	1	-	-	-	-	-
2007-08	Florida	NHL	73	22	18	40	13	26	1	0	6	-	-	-	-	-
2008-09	Florida	NHL	72	31	29	60	10	38	11	0	5	-	-	-	-	-
	FLORIDA TOTALS:		193	56	54	110	23	76	12	0	12	-	-	-	-	-
	NHL TOTALS:		193	56	54	110	23	76	12	0	12	-	-	-	-	-

First NHL Game: 11/20/06 at Boston

First NHL Goal: 1/4/07 at Calgary

First NHL Assist/Point: 12/12/06 vs. Anaheim

Most Goals, Game: 3, (2 times) Last: 3/7/09 vs. St. Louis

Most Assists, Game: 3, 4/11/09 vs Washington

Most Points, Game: 5, 4/11/09 vs Washington


Most Penalty Minutes, Game: 4, (3 times) Last: 3/4/08 at Boston

MILESTONES



CAMPBELL VS. NHL:

TEAM	GP	G	A	PTS	PIM		
Anaheim	3	0	0	0	0	8	Detroit.....3.....0.....0.....0.....2
Atlanta	28	2	7	9	17		Edmonton.....3.....1.....0.....1.....0
Boston	14	0	3	3	13		Florida.....-.....-.....-.....-.....-
Buffalo	15	1	2	3	17		Los Angeles.....3.....0.....0.....0.....10
Calgary	2	0	0	0	0		Minnesota.....3.....0.....1.....1.....4
Carolina	28	3	1	4	9		Montreal.....14.....2.....1.....3.....13
Chicago	3	0	0	0	4		Nashville.....3.....0.....1.....1.....2
Colorado	3	0	1	1	0		New Jersey.....15.....0.....1.....1.....2
Columbus	3	0	2	2	5		NY Islanders.....16.....2.....2.....4.....2
Dallas	4	0	0	0	8		NY Rangers.....17.....3.....2.....5.....33
							Ottawa.....15.....1.....4.....5.....8
							Philadelphia... 15.....2.....0.....2.....28
							Phoenix.....2.....0.....0.....0.....9
							Pittsburgh.....14.....1.....2.....3.....11
							San Jose.....2.....0.....0.....0.....0
							St. Louis.....3.....0.....1.....1.....2
							Tampa Bay.....27.....3.....3.....6.....24
							Toronto.....14.....3.....4.....7.....6
							Vancouver.....3.....1.....0.....1.....5
							Washington.....28.....2.....3.....5.....6
							NHL TOTALS..303...27...41...68..259



GREGORY CAMPBELL 11

(Gregory CAM-behl)

LEFT WING · Shoots Left · 6-0, 197 · Born 12/17/83 in London, Ontario

AT A GLANCE: Recorded a team-leading 202 hits.

HOW ACQUIRED: Florida's fourth choice (67th overall) in the 2002 NHL Entry Draft. Signed a two-year contract on June 26, 2008.

2008-09: Completed his fourth NHL season, fourth with Florida... Recorded a NHL career high in goals, assists, points (13-19-32) and penalty minutes (76)...Led the team in hits (202)...Notched assists in three consecutive games (3/3-3/7)...Recorded a goal and an assist Feb. 3 at Toronto...Notched a career high three assists Jan. 10 vs. Atlanta...Recorded a goal and an assist Jan. 6 at Toronto...Recorded his 50th career NHL point with an assist Dec. 21 vs. Colorado...Scored a goal and added an assist Dec. 4 vs. Buffalo...Scored a goal and added an assist Dec. 2 at Washington...Had a four-game point streak (3-3-6) snapped Dec. 6...Netted game-winning goal Nov. 24 vs. Carolina...Recorded the first three-point game (2-1-3) of his career Nov. 12 vs. Tampa Bay...Placed on injured reserve (Hip Flexor, 10/24-11/06)...Recorded his first point of the season with an assist Oct. 22 at Ottawa.

CAREER: 2007-08: Completed his third NHL season, third with Florida...Led the Panthers in SHG (2)...Posted career-highs in assists (13), points (18) and PIM (72)...Tallied a pair of assists Feb. 15 vs. Washington...Recorded the first multi-goal game of his NHL career including scoring his first career GWG Oct. 24 vs. Philadelphia. **2006-07:** Completed his second NHL season, second with Florida...Recorded a NHL career-high six goals...Recorded first multi-point game of career with a goal and an assist Mar. 17 vs. NY Islanders...Recorded the first SHG of his career Jan. 7 at Vancouver. **2005-06:** Completed his first NHL season...Missed five games with a concussion sustained Jan. 21 at Anaheim (Jan. 27 - Feb. 3)...Scored his first NHL goal Nov. 15 at Montreal. **2004-05:** Completed second season with San Antonio (AHL), going 12-16-28 with 113 PIM in 70 games posting three PPG, one SHG and three GWG...Played in 100th AHL game on Dec. 10 and registered four multiple point games...Named Alternate Captain for San Antonio (AHL). **2003-04:** Appeared in 76 games with San Antonio (AHL), going 13-16-29 with 73 PIM in 76 games...Skated in first two NHL games with Florida, recording five PIM...Made NHL debut Oct. 18 at NY Islanders. **2002-03:** Played in 55 games with Memorial Cup Champion Kitchener, going 23-33-56 with 116 PIM...Was team's co-leader in PPG (12)...Assisted on GWG for OHL Western Conference in 2-0 win over QMJHL Dilio Conference in the Hershey Cup All-Star Series Nov. 27 at Kitchener...Led all players in scoring with 1-6-7 in four games, leading Kitchener to the 2003 Memorial Cup Championship with a 4-0 mark...Named to the Memorial Cup All-Tournament Team...Won the Ed Chynoweth Trophy as the tournament's leading scorer and won the George Parsons Trophy (most sportsmanlike player)...Finished third among all players in OHL playoffs with 15 goals, including three GWG in a four-game sweep of Sault Ste. Marie in the first round. **2001-02:** Went 17-36-53 with 105 PIM in 65 games with Plymouth (OHL), skating on a line with Panthers prospect Stephen Weiss...Appeared at the 2002 CHL/NHL Top Prospects Game in Saskatoon, SK scoring a goal for Team Hrudely...Finished fifth in team scoring, helping lead the Whalers to a first-place finish. **2000-01:** Named Plymouth's Scholastic Player of the Year, after going 2-12-14 with 40 PIM in 65 games.

INTERNATIONAL: 2003: Won Silver Medal with Canada at 2003 World Junior Championships in Halifax, Nova Scotia, going 1-1-2 with four PIM in six games...His WJC goal was a short-handed tally.

REGULAR SEASON											PLAYOFFS					
SEASON	TEAM	LEAGUE	GP	G	A	PTS	+/-	PIM	PPG	SHG	GWG	GP	G	A	PTS	PIM
2000-01	Plymouth	OHL	65	2	12	14	-	40	-	-	-	10	0	0	0	7
2001-02	Plymouth	OHL	65	17	36	53	-	105	-	-	-	6	0	2	2	13
2002-03	Kitchener	OHL	55	23	33	56	-	116	-	-	-	21	15	4	19	34
	Canada	WJC	6	1	1	2	-	4	-	-	-	-	-	-	-	-
2003-04	San Antonio	AHL	76	13	16	29	-	73	-	-	-	-	-	-	-	-
	Florida	NHL	2	0	0	0	-1	5	0	0	0	-	-	-	-	-
2004-05	San Antonio	AHL	70	12	16	28	-	113	-	-	-	-	-	-	-	-
2005-06	Rochester	AHL	11	3	3	6	1	30	0	1	-	-	-	-	-	-
	Florida	NHL	64	3	6	9	-11	40	0	0	0	-	-	-	-	-
2006-07	Florida	NHL	79	6	3	9	-10	66	0	1	0	-	-	-	-	-
2007-08	Florida	NHL	81	5	13	18	-12	72	0	2	1	-	-	-	-	-
2008-09	Florida	NHL	77	13	19	32	0	76	1	0	1	-	-	-	-	-
FLORIDA TOTALS:			303	27	41	68	-34	259	1	3	2	-	-	-	-	-
NHL TOTALS:			303	27	41	68	-34	259	1	3	2	-	-	-	-	-

First NHL Game: 10/18/03 at NY Islanders

First NHL Goal/Point: 11/15/05 at Montreal

First NHL Assist: 11/25/05 vs Pittsburgh

Most Goals, Game: 2, (2X), Last: 11/12/08 vs. Tampa Bay

Most Assists, Game: 3, 1/10/09 vs. Atlanta

Most Points, Game: 3, (2 times), Last: 1/10/09 vs. Atlanta

Most Penalty Minutes, Game: 17, 3/20/07 at Philadelphia

MILESTONES




CLEMMENSEN VS. NHL:

TEAM	GP	MINS	GA	SO	W	L	T	GAA
Anaheim	1	59	4	0	0	1	0	4.07
Atlanta	2	100	3	1	1	1	0	1.80
Boston	7	366	14	1	4	2	0	2.30
Buffalo	2	120	5	0	2	0	0	2.50
Calgary								
Carolina	3	108	7	0	0	1	0	3.89
Chicago								
Colorado								
Columbus								
Dallas	1	60	3	0	0	1	0	3.00
Detroit	1	60	5	0	0	1	0	5.00
Edmonton	1	59	2	0	0	1	0	2.03
Florida	3	183	7	0	2	1	0	2.30
Los Angeles	1	59	3	0	0	1	0	3.05
Minnesota								

Montreal	3	181	4	0	3	0	0	1.33
Nashville	2	124	4	0	1	0	1	1.94
New Jersey								
NY Islanders	5	259	11	0	1	2	1	2.55
NY Rangers	7	354	14	1	3	1	1	2.37
Ottawa	4	208	7	0	3	0	0	2.02
Philadelphia	2	127	4	0	2	0	0	1.89
Phoenix								
Pittsburgh	10	578	25	1	4	4	1	2.60
San Jose	1	60	5	0	1	0	0	5.00
St. Louis	1	60	3	0	1	0	0	3.00
Tampa Bay	3	132	8	0	2	0	0	3.64
Toronto	1	65	2	0	0	0	1	1.85
Vancouver	1	60	3	0	1	1	0	3.00
Washington	6	322	17	0	2	3	0	3.17

NHL TOTALS.....68.....3700.....160.....4.....33.....20.....5.....2.59



SCOTT CLEMMENSEN 30

(SKAWT KLEH-mehn-sehn)

GOALTENDER · Catches Left · 6-3, 205 · Born 7/23/77 in Des Moines, Iowa

AT A GLANCE: Clemmensen went 25-13-1 in relief of Martin Brodeur last season.

HOW ACQUIRED: Signed three-year contract as an unrestricted free agent on July 1, 2009.

2008-09: Completed his 5th NHL season...Set NHL career highs in games played (40), minutes (2,356), and wins (25)...Registered a 2.39 GAA with a .917 SV% and 2 shutouts...Notched back-to-back shutouts: 1-0 win Feb. 13 vs. Boston (31 saves) and 3-0 win Feb. 9 vs. NY Rangers (27 saves)...Posted career high 7-game win streak from Jan. 13-30...Became only goaltender other than Martin Brodeur in Devils history to get to 25 wins...Played in 12 games for Lowell (AHL) (6-5-1).

CAREER: **2007-08:** Appeared in 40 AHL and 3 NHL games with the Toronto organization...Had a 1-1 record, with a 3.87 GAA and a .839 SV % in 3 games with Toronto (NHL)...Tallied a 23-14 record, with a 2.44 GAA and a .910 SV% in 40 games with Toronto (AHL). **2006-07:** Played six games for New Jersey compiling a record of 1-1-2 with a 3.15 GAA...Set a career high with 40 saves Dec. 14 at Boston. **2005-06:** Played 13 games with New Jersey compiling a record of 3-4-2 with a 3.35 GAA...Earned a 5-4 win and had 27 saves in New Jersey's first-ever shootout October 29 at Boston. **2004-05:** Led Albany (AHL) goaltenders in games played (46), minutes (2,645), SV% (.916), and GAA (2.81). **2003-04:** Played four games for New Jersey and 22 games for Albany (AHL)...Began season with Albany (AHL) compiling a record of 5-12-4 with a 3.07 GAA...Started first career NHL game and registered first career shutout (25 saves) Jan. 20 at Pittsburgh...Became only 16th goaltender in NHL history to earn shutout in first career start. **2002-03:** Played entire season with Albany (AHL) registering a 2.65 GAA in 47 games. **2001-02:** Played in two games for New Jersey...Made NHL debut in season-opener and stopped four of five shots in 20:00 October 6 at Washington...Played 29 games for Albany (AHL) compiling a record of 5-19-4 with a 3.29 GAA. **2000-01:** Won NCAA Championship with Boston College and was named to the NCAA All-Tournament Team...Finished as Boston College's career wins leader (99)...finished career with NCAA Tournament records in wins (10) and saves (356)...**1999-00:** Led Boston College to the Frozen Four. **1998-99:** Advanced to the NCAA Frozen Four and won the Hockey East Tournament with Boston College...**1997-1998:** Advanced to the NCAA Frozen Four and won the Hockey East Tournament with Boston College...Earned Hockey East All-Rookie Team Honors. **NHL Entry Draft:** New Jersey's eighth round choice (215 overall) in the 1997 NHL Entry Draft.

INTERNATIONAL: **2009:** Clemmensen was a member of the United States team that competed at the World Championships.

REGULAR SEASON													PLAYOFFS				
SEASON	TEAM	LEAGUE	GP	W	L	T/OT	MIN	GA	SO	GAA	SV%		GP	W	L	GAA	SV%
1995-96	Dubuque	USHL	20	10	7	1	1082	62	0	3.44	-		-	-	-	-	-
1996-97	Des Moines	USHL	36	22	9	2	2042	111	1	3.26	.907		4	1	2	2.70	-
1997-98	Boston College	NCAA	37	24	9	4	2205	102	4	2.78	.884		-	-	-	-	-
1998-99	Boston College	NCAA	42	26	12	4	2507	120	1	2.87	-		-	-	-	-	-
1999-00	Boston College	NCAA	29	19	7	0	1610	59	5	2.20	.914		-	-	-	-	-
2000-01	Boston College	NCAA	39	30	7	2	2312	82	3	2.13	.914		-	-	-	-	-
2001-02	New Jersey	NHL	2	0	0	0	20	1	0	2.95	.800		-	-	-	-	-
	Albany	AHL	29	5	19	4	1677	92	0	3.29	.908		-	-	-	-	-
2002-03	Albany	AHL	47	12	24	8	2694	119	1	2.65	.910		-	-	-	-	-
2003-04	New Jersey	NHL	4	3	1	0	238	4	2	1.01	.952		-	-	-	-	-
	Albany	AHL	22	5	12	4	1309	67	0	3.07	.902		-	-	-	-	-
2004-05	Albany	AHL	46	13	25	5	2694	124	2	2.81	.916		-	-	-	-	-
2005-06	New Jersey	NHL	13	3	4	2	627	35	0	3.35	.881		1	0	0	0.00	1.000
	Albany	AHL	1	0	1	0	59	5	0	5.05	.848		-	-	-	-	-
2006-07	New Jersey	NHL	6	1	1	2	305	16	0	3.14	.889		-	-	-	-	-
	Lowell	AHL	1	1	0	0	60	0	1	0.00	1.000		-	-	-	-	-
2007-08	Toronto	NHL	3	1	1	0	154	10	0	3.90	.839		-	-	-	-	-
	Toronto	AHL	40	23	14	2	2363	96	1	2.44	.910		17	8	9	3.02	.902
2008-09	New Jersey	NHL	40	25	13	1	2356	94	2	2.39	.917		-	-	-	-	-
	Lowell	AHL	12	6	5	1	707	40	0	3.39	.895		-	-	-	-	-
	NHL TOTALS		68	33	20	5	3700	160	4	2.59	.907		1	0	0	0.00	1.000

First NHL Game: 10/6/01 at Washington

First NHL Win: 1/20/04 at Pittsburgh

First NHL Shutout: 1/20/04 at Pittsburgh

Most Saves, Game: 40 (2 times), Last: 12/31/08 at Dallas

Most Goals Allowed, Game: 6 (2 times), Last: 1/3/08 at Pittsburgh

MILESTONES



DVORAK VS. NHL:

TEAM	GP	G	A	PTS	PIM		
Anaheim	26	6	14	20	10	Detroit.....	30.....6.....6.....12.....14
Atlanta	31	6	11	17	10	Edmonton	17.....5.....11.....16.....10
Boston	34	7	6	13	6	Florida	15.....5.....8.....13.....6
Buffalo	40	10	9	19	12	Los Angeles.....	27.....3.....8.....11.....6
Calgary	32	5	7	12	24	Minnesota.....	22.....2.....7.....9.....2
Carolina	46	7	16	23	10	Montreal	40.....7.....14.....21.....8
Chicago.....	29	9	8	17	6	Nashville.....	28.....11.....5.....16.....18
Colorado.....	30	4	13	17	16	New Jersey.....	43.....5.....14.....19.....24
Columbus	24	4	7	11	10	NY Islanders.....	43.....13.....13.....26.....26
Dallas	29	6	11	17	4	NY Rangers.....	25.....7.....7.....14.....10
						Ottawa	40.....5.....10.....15.....18
						Philadelphia.....	45.....11.....10.....21.....12
						Phoenix.....	25.....8.....9.....17.....0
						Pittsburgh	44.....11.....15.....26.....14
						San Jose.....	27.....3.....7.....10.....12
						St. Louis.....	26.....3.....7.....10.....9
						Tampa Bay.....	48.....7.....18.....25.....29
						Toronto.....	33.....3.....14.....17.....8
						Vancouver.....	27.....2.....13.....15.....8
						Washington.....	49.....13.....10.....23.....8
						NHL TOTALS..	976.194.308.502..350



RADEK DVORAK

14

(RA-dehk duh-VOHR-ak)

RIGHT WING · Shoots Right · 6-2, 200 · Born 3/9/77 in Tabor, Czech Republic

AT A GLANCE: Is the only remaining Panthers player who went to the Stanley Cup Finals in 1996.

HOW ACQUIRED: Signed as an unrestricted free agent on July 1, 2007. Signed a two-year extension on July 1, 2009.

2008-09: Completed his 13th NHL season, seventh with Florida...Paced Florida in short-handed goals (4)...With his shorthanded goal on Mar. 28, tied Tom Fitzgerald as franchise leader in shorthanded goals (12)...Notched SHG and added his 500th career NHL point with an assist Mar. 28 at Dallas...Netted GWG Mar. 7 vs. Saint Louis...Notched two assists Feb. 28 at New Jersey...Netted pair of goals including the game-winner Feb. 21 vs. Boston...Recorded a goal and added his 300th career NHL assist Jan. 10 vs. Atlanta (1-2-3)...Scored a pair of goals Jan. 4 at Montreal...Had four-game point streak (2-5-7) snapped Dec. 6...Scored GWG and added an assist Dec. 2 at Washington...Notched a pair of assists Nov. 30 at NY Rangers...Scored a goal and added an assist Nov. 28 vs. NY Rangers...Played in his 900th career NHL game on Oct. 20 at Montreal...Recorded his first goal of the season Oct. 10 at Carolina.

CAREER: 2007-08: Completed his 12th NHL season, sixth with Florida...Scored a shorthanded goal (GWG) and notched an assist April 4 at Carolina...Scored his first goal of the season Nov. 2 at Buffalo...Recorded his first point of the season on an assist Oct. 4 at NY Rangers. **2006-07:** Completed his 11th NHL season...Scored 37 points (10-27-37) while playing in all 82 games for St. Louis...Skated in his 800th career NHL game Feb. 6 vs. Toronto...Tied a career-high three assists Jan. 16 at Anaheim. **2005-06:** Notched 28 points (8-20-28) in 64 games with Edmonton...Appeared in his second career Stanley Cup Finals, skating in 16 games, collecting a pair of assists along with four PIM. **2004-05:** Posted 58 points (23-35-58) along with 18 PIM in 32 games for HC Ceske Budejovice of the Czech Republic second division. **2003-04:** Notched 50 points (15-35-50) along with 26 PIM and was plus-18 in 78 matches with Edmonton. **2002-03:** Collected 27 points (6-21-27) in 63 games with the NY Rangers before being traded to Edmonton at the trade deadline...Appeared in his 600th career NHL game on Mar. 28 vs. Columbus...Notched his 300th career NHL point on Oct. 21 vs. Tampa Bay. **2001-02:** Appeared in 65 games with

REGULAR SEASON											PLAYOFFS					
SEASON	TEAM	LEAGUE	GP	G	A	PTS	+/-	PIM	PPG	SHG	GWG	GP	G	A	PTS	PIM
1992-93	Ceske Budejovice	Czech-Jr.	35	44	46	90	-	-	-	-	-	-	-	-	-	-
1993-94	Ceske Budejovice	Czech-Jr.	20	17	18	35	-	-	-	-	-	-	-	-	-	-
	Ceske Budejovice	Czech.	8	0	0	0	-	0	-	-	-	-	-	-	-	-
1994-95	Ceske Budejovice	Czech.	10	3	5	8	-	2	-	-	-	9	5	1	6	-
1995-96	Florida	NHL	77	13	14	27	5	20	0	0	4	16	1	3	4	0
1996-97	Florida	NHL	78	18	21	39	-2	30	2	0	1	3	0	0	0	0
1997-98	Florida	NHL	64	12	24	36	-1	33	2	3	0	-	-	-	-	-
1998-99	Florida	NHL	82	19	24	43	7	29	0	4	0	-	-	-	-	-
	Czech Republic	WC-A	12	4	4	8	-	6	-	-	-	-	-	-	-	-
1999-00	Florida	NHL	35	7	10	17	5	6	0	0	1	-	-	-	-	-
	NY Rangers	NHL	46	11	22	33	0	10	2	1	0	-	-	-	-	-
2000-01	NY Rangers	NHL	82	31	36	67	9	20	5	2	3	-	-	-	-	-
	Czech Republic	WC-A	9	4	4	8	-	8	-	-	-	-	-	-	-	-
2001-02	NY Rangers	NHL	65	17	20	37	-20	14	3	3	1	-	-	-	-	-
	Czech Republic	OLY	4	0	0	0	-	0	-	-	-	-	-	-	-	-
2002-03	NY Rangers	NHL	63	6	21	27	-3	16	2	0	0	-	-	-	-	-
	Edmonton	NHL	12	4	4	8	-3	14	1	0	0	4	1	0	1	0
2003-04	Edmonton	NHL	78	15	35	50	18	26	6	0	0	-	-	-	-	-
	Czech Republic	WC-A	7	0	7	7	-	16	-	-	-	-	-	-	-	-
2004-05	Ceske Budejovice	CzRep-2	32	23	35	58	-	18	-	-	-	16	5	13	18	20
	Czech Republic	W-Cup	4	1	0	1	-	0	-	-	-	-	-	-	-	-
	Czech Republic	WC-A	9	1	1	2	-	4	-	-	-	-	-	-	-	-
2005-06	Edmonton	NHL	64	8	20	28	-2	26	2	0	2	16	0	2	2	4
2006-07	St. Louis	NHL	82	10	27	37	-6	48	1	1	1	-	-	-	-	-
2007-08	Florida	NHL	67	8	9	17	-1	16	0	1	1	-	-	-	-	-
2008-09	Florida	NHL	81	15	21	36	0	42	0	4	3	-	-	-	-	-
FLORIDA TOTALS:			484	92	123	215	13	173	4	12	10	19	1	3	4	-
NHL TOTALS:			976	194	308	502	6	350	26	19	17	39	2	5	7	4

First NHL Game: 10/7/95 at New Jersey

First NHL Goal: 11/2/95 at Philadelphia

First NHL Assist/Point: 10/11/95 vs. Montreal

Most Goals, Game: 4, 3/29/01 at NY Islanders

Most Assists, Game: 3, (2 times) Last: 3/7/03 vs.

Philadelphia

Most Points, Game: 4, 3/29/01 at NY Islanders

Most Penalty Minutes, Game: 15, 3/21/98 at Tampa Bay

RADEK DVORAK (CONTINUED)

the NY Rangers, notching 37 points (17-20-37) along with 14 PIM. **2000-01:** Skated in all 82 games with the NY Rangers, notching a career-high 67 points (31-36-67) along with 20 PIM. **1999-00:** Split the season with the NY Rangers and the Florida Panthers. **1998-99:** Appeared in all 82 games with the Florida Panthers, notching 43 points (19-24-93) along with 29 PIM. **1997-98:** Appeared in 64 games with Florida collecting 36 points (12-24-36) along with 33 PIM. **1996-97:** Skated in 78 games with Florida, registering 39 points (18-21-39) along with 30 PIM. **1995-96:** Made his NHL debut with Florida Oct. 7 at New Jersey...Tallied 27 points (13-14-27) in his rookie campaign, ranking 13th in scoring and 11th in goals among all NHL rookies...Advanced to the Stanley Cup Finals, appearing in 16 of the 22 playoff games. **NHL ENTRY DRAFT:** Florida's first round selection, 10th overall, in the 1995 NHL Entry Draft.

INTERNATIONAL: 2005: Was a member of the 2005 Czech Republic IIHF World Championship team, scoring a goal and an assist in nine games in Vienna. **2004:** Notched a goal in four games for the Czech Republic at the 2004 World Cup of Hockey as the Czech Republic lost 4-3 in overtime to Canada in the semi-finals...Tallied seven assists at the 2004 World Championships, leading the tournament in assists and was tied for 10th in scoring. **2002:** Represented the Czech Republic at 2002 Olympic Games in Salt Lake City. **2001:** Won a Gold Medal for the Czech Republic at the 2001 IIHF World Championships. **1999:** Won a Gold Medal for the Czech Republic at the 1999 IIHF World Championships.








FROLIK VS. NHL:

TEAM	GP	G	A	PTS	PIM		
Anaheim	1	0	1	1	0	Detroit	1 0 0 0 0 0
Atlanta	6	3	1	4	2	Edmonton	1 0 1 1 0 0
Boston	4	0	0	0	8	Florida	1 0 0 0 0 0
Buffalo	4	1	1	2	2	Los Angeles	1 0 0 0 0 0
Calgary	1	0	1	1	0	Minnesota	1 0 0 0 0 0
Carolina	5	1	0	1	0	Montreal	4 2 0 2 4
Chicago	1	0	0	0	2	Nashville	2 2 0 2 2
Colorado	1	0	0	0	0	New Jersey	4 1 2 3 0
Columbus	1	0	0	0	0	NY Islanders	3 0 0 0 0
Dallas	2	0	1	1	0	NY Rangers	4 2 1 3 0
						Ottawa	4 1 34 0
						Philadelphia	4 1 4 5 0
						Phoenix	1 0 0 0 0
						Pittsburgh	4 1 0 1 0
						San Jose	1 0 0 0 0
						St. Louis	2 0 1 1 0
						Tampa Bay	6 1 2 3 0
						Toronto	4 1 0 1 0
						Vancouver	1 1 1 2 0
						Washington	6 3 4 7 2
						NHL TOTALS	79 21 24 45 22



MICHAEL FROLIK

67

(MIGH-kuhl FROH-ihk)

CENTER · Shoots Left · 6-1, 185 · Born 2/17/88 in Kladno, Czech Republic

AT A GLANCE: Just one of three Panthers to score 20 or more goals in their rookie season (Huselius - 2001-02, 23g / Parrish - 1998-99, 24g).

HOW ACQUIRED: Florida's first choice (10th overall) in the 2006 NHL Entry Draft.

2008-09: Completed his first NHL season, first with Florida...Tied for fifth (Berglund-STL, Wheeler-BOS) among NHL rookies in goals (21)...Tied for sixth among NHL rookies in points (45, Wheeler-BOS)...Tied for seventh (Wheeler-BOS, Ebbett-ANA) among NHL rookies in assists (24)...Ranked third on team in goals (21)...Was one of only three Panthers to record 20 or more goals in their rookie season (Huselius - 2001-02, 23g / Parrish - 1998-99, 24g)...Recorded three points (1-2-3) April 11 vs. Washington...Netted a goal and added two assists Mar. 31 vs. Ottawa...Notched a goal and an assist Mar. 14 vs. Tampa Bay...Tallied two goals Mar. 3 at Atlanta...Had a four-game point streak (3-2-5) snapped Feb. 19 vs. Chicago...Notched two assists Feb. 17 vs. New Jersey...Recorded the first three-point game (1-2-3) of his NHL career Jan. 27 vs. Philadelphia...Notched a goal and an assist Jan 10 vs. Atlanta...Netted the game-winner Jan. 6 at Toronto...Recorded the first two-goal game of his NHL career including the game-winner Dec. 23 vs. Nashville...Had a four-game point streak (1-4-5) snapped Dec. 18...Notched a goal and an assist Dec. 14 at Vancouver...Recorded his first multi-point game (1-1-2) of his NHL career Nov. 30 at NY Rangers...Scored his first NHL goal Nov. 20 at New Jersey...Recorded his first NHL assist Nov. 9 at Anaheim...Made his NHL debut on Oct. 11 vs. Atlanta.

CAREER: 2007-08: Played in 45 games for Rimouski Oceanic (QMJHL) and recorded 65 points (24-41-65). Played in nine games for Rimouski Oceanic during the 2008 QMJHL playoffs (2-4-6). **2006-2007:** Played 52 games in his first season with Rimouski Oceanic and recorded 73 points (31-42-73). **2005-2006:** Had 9 points (2-7-9) in 48 games for Kladno of the Czech Elite League. **2004-2005:** Played in 27 regular season games and one playoff game for Kladno and scored 4 points (3-1-4).

INTERNATIONAL: 2008: Captained the Czech Republic during the World Junior Championships in the Czech Republic...Finished with five goals in six games. **2007:** Represented the Czech Republic at the World Junior Championships and scored six points in six games (4-2-6). **2006:** Played for the Czech Republic at the U20 World Junior Championships...Totaled five points (2-3-5) for the U18 squad at the World Junior Championships. **2005:** Notched four points in seven games for a third place Czech Republic team in his first appearance at the IIHF U20 World Junior Championships...Also played seven games and scored 4 points (3-1-4) with the Czech U18 team at the World Championships. **2004:** Played in two games for the Czech Republic at the IIHF World U18 Junior Championships.

REGULAR SEASON												PLAYOFFS				
SEASON	TEAM	LEAGUE	GP	G	A	PTS	+/-	PIM	PPG	SHG	GWG	GP	G	A	PTS	PIM
2004-05	Kladno	Czech	27	3	1	4	-	6	-	-	-	1	0	0	0	0
2005-06	Kladno	Czech	48	2	7	9	-	32	-	-	-	-	-	-	-	-
2006-07	Rimouski Oceanic	QMJHL	52	31	42	73	-	40	-	-	-	-	-	-	-	-
2007-08	Rimouski Oceanic	QMJHL	45	24	41	65	13	22	5	-	-	9	2	4	6	12
2008-09	Florida	NHL	79	21	24	45	10	22	1	0	2	-	-	-	-	-
FLORIDA TOTALS:			79	21	24	45	10	22	1	0	2	-	-	-	-	-
NHL TOTALS:			79	21	24	45	10	22	1	0	2	-	-	-	-	-

First NHL Game: 10/11/08 vs. Atlanta

First NHL Goal: 11/20/08 at New Jersey

First NHL Assist/Point: 11/9/08 at Anaheim

Most Goals, Game: 2, (2 times) Last: 3/3/09 at Atlanta

Most Assists, Game: 2, (4 times) Last: 4/11/09 vs. Washington

Most Points, Game: 3, (3 times) Last: 4/11/09 vs. Washington


Most Penalty Minutes, Game: 4, 2/21/09 vs. Boston

MILESTONES



HORTON VS. NHL:

TEAM	GP	G	A	PTS	PIM		
Anaheim	4	1	1	2	0	Detroit	4 0 1 1 2
Atlanta	34	14	5	19	30	Edmonton	2 0 0 0 2
Boston	17	6	6	12	12	Florida	0 0 0 0 0
Buffalo	17	5	10	15	18	Los Angeles	4 2 1 3 2
Calgary	3	1	0	1	0	Minnesota	4 2 3 5 14
Carolina	32	13	12	25	50	Montreal	17 3 7 10 8
Chicago	4	2	0	2	6	Nashville	5 4 0 4 2
Colorado	3	1	3	4	8	New Jersey	19 3 3 6 19
Columbus	3	1	2	3	2	NY Islanders	18 8 9 17 18
Dallas	5	2	1	3	4	NY Rangers	16 6 2 8 27
						Ottawa	17 5 7 12 6
						Philadelphia	18 5 4 9 12
						Phoenix	4 1 2 3 6
						Pittsburgh	16 4 5 9 6
						San Jose	4 2 1 3 4
						St. Louis	5 2 1 3 4
						Tampa Bay	32 18 14 32 41
						Toronto	17 4 8 12 23
						Vancouver	3 1 1 2 0
						Washington	30 6 7 13 14
						NHL TOTALS	357 122 116 238 340



NATHAN HORTON

16

(NAY-thun HOHR-tohn)

CENTER · Shoots Right · 6-2, 215 · Born 5/29/85 in Welland, Ontario

AT A GLANCE: Scored his 200th career NHL point with a goal Nov. 2 at Atlanta.

HOW ACQUIRED: Florida's first choice (3rd overall) in the 2003 NHL Entry Draft. Signed a six-year contract extension on June 21, 2007.

2008-09: Completed his fifth NHL season, fifth with Florida...Tied for first on team game-winning goals (5, Booth)...Had a four-game point streak (1-3-4) to open the season...Notched a goal and added an assist Mar. 28 at Dallas...Missed six games with a finger laceration retroactive to Mar. 7...Recorded the game-winner Feb. 26 at NY Rangers...Notched the game-winning goal and tallied an assist Feb. 12 at Carolina...Recorded two assists Jan. 29 vs. Montreal...Recorded three assists Jan. 17 at Tampa Bay...Tallied a goal and an assist Jan 10 vs. Atlanta...Recorded the game-winning goal Jan. 8 vs. Carolina...Scored a pair of goals including the game-winner Jan. 3 at Pittsburgh...Placed on injured reserve (Ankle Laceration, 11/26-12/14)...Recorded 100th career NHL assist Nov. 24 vs. Carolina... Notched a goal and an assist Nov. 12 vs. Tampa Bay...Recorded 200th point of his NHL career with a goal Nov. 2 at Atlanta...Played in his 300th career NHL game Nov. 1 at Nashville...Netted the game-winner Oct. 22 at Ottawa.

CAREER: 2007-08: Completed his fourth NHL season, fourth with Florida...Set a new NHL career-high with 35 assists and tied a career-high with 62 points...Was second on the Panthers with a plus-15 rating...Was one of three Panthers to play in all 82 games (Bouwmeester, Jokinen)...Led Florida in PIM (85)...Scored the 100th goal of his NHL career April 4 at Carolina...Had a six-game point streak (3-3-6) Feb. 29 - Mar. 12...Set an NHL career-high and tied a Panthers record with four assists Jan. 22 vs. Ottawa...Had a six-game point streak (5-3-8) Feb. 1-10. **2006-07:** Completed his third NHL season, third with Florida...Posted career-highs in goals (31), assists (31), points (62), GWG (3), PPG (7), and plus/minus (+15)...Was one of six Panthers to play in all 82 games (Allen, Bouwmeester, Gelinis, Jokinen, Salei)...Scored the GWG in the shootout Mar. 28 vs. Atlanta...Scored a SHG and an assist Feb. 24 vs. Boston...Netted two goals Feb. 20 at Tampa Bay...Had a goal and assist including the OT GWG Feb. 17 vs. Tampa Bay...Scored the GWG Dec. 29 vs. Montreal...Netted two goals Dec. 26 at Carolina to give him 100 career NHL points...Registered his third consecutive multiple point game (1-1-2) Dec. 9 at NY Islanders...Recorded two assists for second straight game Dec. 7 vs. Buffalo...Set a new NHL career-high with three assists in a game Nov. 16 vs. Montreal...Posted an assist to extend point streak to five games Nov. 10 at Buffalo...Scored first goal of season Oct. 6 vs. Boston. **2005-06:** Completed his second NHL season, second with Florida...Set NHL career-highs in goals (28), assists (19), points (47), PIM (89) and games played (71)...Had two multiple assist games (April 11 at Toronto and Jan. 8 at Washington)...Had three multi-goal games (Mar. 8 vs. Ottawa and Dec. 3 vs. Chicago) including his first career NHL hat trick Dec. 13 vs. Nashville, becoming the youngest Panther to accomplish this feat (20 years old)...Played in his 100th career NHL game Feb. 4 at Atlanta. **2004-05:** Completed debut AHL season with the San Antonio Rampage, going 5-4-9 with 21 PIM in 21 games, before suffering season ending shoulder injury...Registered as the youngest Rampage player that season...Notched GTG and GWG Dec. 3...Scored first AHL goal Nov. 28...Recorded first AHL assist Nov. 13. **2003-04:** Completed first NHL season, posting 14-8-22 with 57 PIM in 55 games as an 18-year-old...Six of his 14 goals came on the power play...Sustained a shoulder injury Mar. 25 at Carolina and missed the final five games of the season...Missed 21 games, Jan. 13 - Feb. 27, with a shoulder injury sustained Jan. 11 at Vancouver...Notched a career-high three points (2-1-3) and became the youngest player in NHL history to score on a penalty shot Jan. 8 at Philadelphia...Scored his first NHL goal Nov. 1 vs. San Jose...Recorded his first NHL point with an assist Oct. 24 vs. Minnesota...Made his NHL debut with Florida Oct. 9 vs. Carolina. **2002-03:** Finished third in scoring for Oshawa (OHL), despite missing a month with a broken facial bone, going 33-35-68 with 111 PIM in 54 games...Added 9-6-15 with 10 PIM in 13 playoff contests...Notched an assist for Team Cherry in the 2003 Top Prospects Game in Kitchener,

REGULAR SEASON											PLAYOFFS					
SEASON	TEAM	LEAGUE	GP	G	A	PTS	+/-	PIM	PPG	SHG	GWG	GP	G	A	PTS	PIM
2000-01	Thorold	Jr. B	45	16	31	4	-	75	-	-	-	-	-	-	-	-
2001-02	Oshawa	OHL	64	31	36	67	-	84	-	-	-	5	1	2	3	10
2002-03	Oshawa	OHL	54	33	35	68	-	111	-	-	-	13	9	6	15	10
2003-04	Florida	NHL	55	14	8	22	-5	57	6	1	0	-	-	-	-	-
2004-05	San Antonio	AHL	21	5	4	9	1	21	1	0	1	-	-	-	-	-
2005-06	Florida	NHL	71	28	19	47	8	89	3	0	1	-	-	-	-	-
2006-07	Florida	NHL	82	31	31	62	15	61	7	1	3	-	-	-	-	-
2007-08	Florida	NHL	82	27	35	62	15	85	9	0	3	-	-	-	-	-
2008-09	Florida	NHL	67	22	23	45	-5	48	5	1	5	-	-	-	-	-
FLORIDA TOTALS:			357	122	116	238	28	340	30	3	12	-	-	-	-	-
NHL TOTALS:			357	122	116	238	28	340	30	3	12	-	-	-	-	-

First NHL Game: 10/9/03 vs. Carolina

First NHL Goal: 11/1/03 vs. San Jose

First NHL Assist/Point: 10/24/03 vs. Minnesota

Most Goals, Game: 3, 12/13/05 vs. Nashville

Most Assists, Game: 4, 1/22/08 vs. Ottawa

Most Points, Game: 4, 1/22/08 vs. Ottawa

Most Penalty Minutes, Game: 17, 3/10/06 vs. Carolina

MILESTONES

NATHAN HORTON (CONTINUED)

Ontario...Selected to play for the OHL Eastern All-Stars at the 2003 CHL Hershey Cup All-Star Series but missed the game due to injury...Notched a hat trick Dec. 27 at Sudbury...Posted a four-point effort (1-3-4) Nov. 26 at Kingston. **2001-02:** Went 31-36-67 with 84 PIM in 64 games with Oshawa (OHL) and added 1-2-3 with 10 PIM in five playoff games...Named to the OHL All-Rookie Team...Finished second in OHL rookie scoring...Named OHL Rookie of the Month in January, 2002.

INTERNATIONAL: 2002: Captured Gold Medal with Canada's Under-18 team in the 2002 Eight Nations Tournament in Slovakia, serving as the team's alternate captain...Led Team Ontario to a Bronze Medal at the 2002 Under-17 World Hockey Challenge in Manitoba, leading his team in scoring (4-7-11 in six games).



PANTHERS HOCKEY


THE GREATEST SHOW ON ICE.





KOISTINEN VS. NHL:

TEAM	GP	G	A	PTS	PIM	Detroit	6	1	2	3	2	Philadelphia	-	-	-	-	-
Anaheim <td>4</td> <td>0</td> <td>2</td> <td>2</td> <td>0</td> <td>Edmonton<td>6</td><td>1</td><td>3</td><td>4</td><td>2<td>Phoenix<td>3</td><td>0</td><td>0</td><td>0</td><td>0</td></td></td></td>	4	0	2	2	0	Edmonton <td>6</td> <td>1</td> <td>3</td> <td>4</td> <td>2<td>Phoenix<td>3</td><td>0</td><td>0</td><td>0</td><td>0</td></td></td>	6	1	3	4	2 <td>Phoenix<td>3</td><td>0</td><td>0</td><td>0</td><td>0</td></td>	Phoenix <td>3</td> <td>0</td> <td>0</td> <td>0</td> <td>0</td>	3	0	0	0	0
Atlanta <td>3</td> <td>0</td> <td>0</td> <td>0</td> <td>0</td> <td>Florida<td>-</td><td>-</td><td>-</td><td>-</td><td>-<td>Pittsburgh<td>1</td><td>0</td><td>0</td><td>2</td><td>0</td></td></td></td>	3	0	0	0	0	Florida <td>-</td> <td>-</td> <td>-</td> <td>-</td> <td>-<td>Pittsburgh<td>1</td><td>0</td><td>0</td><td>2</td><td>0</td></td></td>	-	-	-	-	- <td>Pittsburgh<td>1</td><td>0</td><td>0</td><td>2</td><td>0</td></td>	Pittsburgh <td>1</td> <td>0</td> <td>0</td> <td>2</td> <td>0</td>	1	0	0	2	0
Boston <td>1</td> <td>0</td> <td>0</td> <td>0</td> <td>0</td> <td>Los Angeles<td>5</td><td>0</td><td>1</td><td>1</td><td>4<td>San Jose<td>3</td><td>1</td><td>0</td><td>1</td><td>2</td></td></td></td>	1	0	0	0	0	Los Angeles <td>5</td> <td>0</td> <td>1</td> <td>1</td> <td>4<td>San Jose<td>3</td><td>1</td><td>0</td><td>1</td><td>2</td></td></td>	5	0	1	1	4 <td>San Jose<td>3</td><td>1</td><td>0</td><td>1</td><td>2</td></td>	San Jose <td>3</td> <td>1</td> <td>0</td> <td>1</td> <td>2</td>	3	1	0	1	2
Buffalo <td>1</td> <td>0</td> <td>0</td> <td>0</td> <td>0</td> <td>Minnesota<td>4</td><td>0</td><td>2</td><td>2</td><td>0<td>St. Louis<td>5</td><td>0</td><td>0</td><td>0</td><td>6</td></td></td></td>	1	0	0	0	0	Minnesota <td>4</td> <td>0</td> <td>2</td> <td>2</td> <td>0<td>St. Louis<td>5</td><td>0</td><td>0</td><td>0</td><td>6</td></td></td>	4	0	2	2	0 <td>St. Louis<td>5</td><td>0</td><td>0</td><td>0</td><td>6</td></td>	St. Louis <td>5</td> <td>0</td> <td>0</td> <td>0</td> <td>6</td>	5	0	0	0	6
Calgary <td>3</td> <td>1</td> <td>0</td> <td>1</td> <td>2</td> <td>Montreal<td>1</td><td>0</td><td>1</td><td>1</td><td>0<td>Tampa Bay<td>1</td><td>0</td><td>0</td><td>0</td><td>0</td></td></td></td>	3	1	0	1	2	Montreal <td>1</td> <td>0</td> <td>1</td> <td>1</td> <td>0<td>Tampa Bay<td>1</td><td>0</td><td>0</td><td>0</td><td>0</td></td></td>	1	0	1	1	0 <td>Tampa Bay<td>1</td><td>0</td><td>0</td><td>0</td><td>0</td></td>	Tampa Bay <td>1</td> <td>0</td> <td>0</td> <td>0</td> <td>0</td>	1	0	0	0	0
Carolina <td>1</td> <td>0</td> <td>0</td> <td>0</td> <td>0</td> <td>Nashville<td>-</td><td>-</td><td>-</td><td>-</td><td>-<td>Toronto<td>2</td><td>0</td><td>0</td><td>0</td><td>2</td></td></td></td>	1	0	0	0	0	Nashville <td>-</td> <td>-</td> <td>-</td> <td>-</td> <td>-<td>Toronto<td>2</td><td>0</td><td>0</td><td>0</td><td>2</td></td></td>	-	-	-	-	- <td>Toronto<td>2</td><td>0</td><td>0</td><td>0</td><td>2</td></td>	Toronto <td>2</td> <td>0</td> <td>0</td> <td>0</td> <td>2</td>	2	0	0	0	2
Chicago <td>11</td> <td>0</td> <td>1</td> <td>1</td> <td>4</td> <td>New Jersey<td>1</td><td>0</td><td>0</td><td>0</td><td>0<td>Vancouver<td>4</td><td>0</td><td>0</td><td>0</td><td>0</td></td></td></td>	11	0	1	1	4	New Jersey <td>1</td> <td>0</td> <td>0</td> <td>0</td> <td>0<td>Vancouver<td>4</td><td>0</td><td>0</td><td>0</td><td>0</td></td></td>	1	0	0	0	0 <td>Vancouver<td>4</td><td>0</td><td>0</td><td>0</td><td>0</td></td>	Vancouver <td>4</td> <td>0</td> <td>0</td> <td>0</td> <td>0</td>	4	0	0	0	0
Colorado <td>4</td> <td>0</td> <td>3</td> <td>3</td> <td>2</td> <td>NY Islanders<td>-</td><td>-</td><td>-</td><td>-</td><td>-<td>Washington<td>1</td><td>1</td><td>0</td><td>1</td><td>0</td></td></td></td>	4	0	3	3	2	NY Islanders <td>-</td> <td>-</td> <td>-</td> <td>-</td> <td>-<td>Washington<td>1</td><td>1</td><td>0</td><td>1</td><td>0</td></td></td>	-	-	-	-	- <td>Washington<td>1</td><td>1</td><td>0</td><td>1</td><td>0</td></td>	Washington <td>1</td> <td>1</td> <td>0</td> <td>1</td> <td>0</td>	1	1	0	1	0
Columbus <td>9</td> <td>1</td> <td>5</td> <td>6</td> <td>6</td> <td>NY Rangers<td>1</td><td>0</td><td>0</td><td>0</td><td>0<td></td><td></td><td></td><td></td><td></td><td></td></td></td>	9	1	5	6	6	NY Rangers <td>1</td> <td>0</td> <td>0</td> <td>0</td> <td>0<td></td><td></td><td></td><td></td><td></td><td></td></td>	1	0	0	0	0 <td></td> <td></td> <td></td> <td></td> <td></td> <td></td>						
Dallas <td>5</td> <td>1</td> <td>1</td> <td>2</td> <td>0</td> <td>Ottawa<td>-</td><td>-</td><td>-</td><td>-</td><td>-<td>NHL TOTALS<td>86</td><td>7</td><td>21</td><td>28</td><td>32</td></td></td></td>	5	1	1	2	0	Ottawa <td>-</td> <td>-</td> <td>-</td> <td>-</td> <td>-<td>NHL TOTALS<td>86</td><td>7</td><td>21</td><td>28</td><td>32</td></td></td>	-	-	-	-	- <td>NHL TOTALS<td>86</td><td>7</td><td>21</td><td>28</td><td>32</td></td>	NHL TOTALS <td>86</td> <td>7</td> <td>21</td> <td>28</td> <td>32</td>	86	7	21	28	32



VILLE KOISTINEN

6

(VIHL-lee KOYS-tih-nehn)

DEFENSE · Shoots Left · 5-11, 190 · Born 06/17/82 in Oulu, Finland

AT A GLANCE: Led his Nashville club in shootout efficiency last season.

HOW ACQUIRED: Signed two-year contract as an unrestricted free agent on July 1, 2009.

2008-09: Completed his 2nd NHL season...Recorded 11 points (3-8-11) in 38 games with Nashville...Led club in shootout efficiency (3-for-4) among those taking at least two attempts...Registered GWG as well as an assist Feb. 28 vs Detroit...Recorded two assists Dec. 4 vs Colorado...Tied his career-high point streak of three games with three points (1-2-3), including an overtime GWG vs. San Jose on Nov. 11, from Nov. 11-15...Scored first goal of season Oct. 28 at Washington.

CAREER: 2007-08: Ranked second on Nashville and third among NHL rookies in plus/minus rating (+13)... Tied for ninth among first-year skaters in power play assists (9) and power-play points (11)...Scored a goal and added an assist Mar. 4 at Edmonton...Notched his first career and game-winning goals as part of his first three-point game on Dec. 27 vs. Columbus...Also put seven shots on goal in the game, the second-highest total by a rookie in Predator history...Picked up first point of NHL career with an assist Nov. 2 at Edmonton. **2006-2007:** Played his first season in North America for Milwaukee (AHL)...Tied for eighth among defensemen in points (9-32-41) despite playing in only 59 games...Posted an assist in the Reebok AHL All-Star Classic...Missed 21 games due to injury. **2005-06:** Played in all 56 games for Ilves Tampere (FNL)...Led Finnish Elite League defensemen in scoring (8-26-34) and assists. **2004-05:** Ranked second among Ilves Tampere (FNL) defensemen in scoring (7-16-23).

INTERNATIONAL: 2009: Played for Finland in the World Championships...scored 3 points (1-2-3) in four games. **2008:** Competed for bronze medal winning Finland in the World Championships...scored two points (1-1-2) in 9 games. **2007:** Played in two games for the 2nd place Finnish team at the World Championships.

REGULAR SEASON													PLAYOFFS					
SEASON	TEAM	LEAGUE	GP	G	A	PTS	+/-	PIM	PPG	SHG	GWG		GP	G	A	PTS	PIM	
2000-01	Ilves Tampere	FNL	6	0	0	0	-	0	-	-	-		5	0	1	1	0	
2001-02	Ilves Tampere	FNL	53	1	8	9	-	42	-	-	-		-	-	-	-	-	
2002-03	Ilves Tampere	FNL	18	4	1	5	-	8	-	-	-		-	-	-	-	-	
2003-04	Ilves Tampere	FNL	54	7	16	23	-	51	-	-	-		7	0	2	2	0	
2004-05	Ilves Tampere	FNL	52	6	14	20	-	69	-	-	-		3	0	0	0	0	
2005-06	Ilves Tampere	FNL	56	8	26	34	-	70	-	-	-		4	0	1	1	2	
2006-07	Milwaukee	AHL	59	9	32	41	-4	44	3	0	0		4	0	2	2	4	
2007-08	Nashville	NHL	48	4	13	17	13	18	2	0	1		-	-	-	-	-	
2008-09	Nashville	NHL	38	3	8	11	0	14	1	0	2		-	-	-	-	-	
	NHL Totals		86	7	21	28	13	32	3	0	3		0	0	0	0	0	

First NHL Game: 10/6/07 vs. Dallas

First NHL Goal: 12/27/07 vs. Columbus

First NHL Assist/Point: 11/2/07 at Edmonton


Most Goals, Game: 1, (7 times) Last: 2/28/09 vs. Detroit

Most Assists, Game: 2, (2 times) Last: 12/4/08 vs. Colorado

Most Points, Game: 3, 12/27/07 vs. Columbus

Most Penalty Minutes, Game: 4, 1/19/08 at St. Louis

MILESTONES



KAMIL KREPS

28

(KA-mihl KREHPS)

CENTER · Shoots Right · 6-2, 203 · Born 11/18/84 in Litomerice, Czech Republic

AT A GLANCE: Played in his 100th career NHL game Nov. 2 at Atlanta.

HOW ACQUIRED: Florida's third choice (38th overall) in the 2003 NHL Draft. Signed a two-year contract on May 2, 2008.

2008-09: Completed his third NHL season, third with Florida...Netted the game-winner Mar. 28 at Dallas... Recorded a pair of assists Feb. 12 at Carolina...Notched a pair of assists Feb. 10 vs. Toronto...Had a career-high five-game point scoring streak (1-5-6) snapped Dec. 26 vs. Tampa Bay...Placed on injured reserve (Shoulder, 12/21-1/17)...Scored the first short-handed goal of his NHL career and added an assist Dec. 12 at Calgary...Played in his 100th career NHL game Nov. 2 at Atlanta...Placed on injured reserve (Concussion, 11/21-11/20)...Tallied his first point of the season with an assist Oct. 10 at Carolina.

CAREER: 2007-08: Completed his second NHL season, second with Florida...Finished T-19th in the NHL among rookies in points (25)...Recorded his first NHL career multi-point game (1-1-2), including the GWG, on Feb. 15 vs. Washington...Recorded his first NHL career three-game point streak (0-3-3) from Feb. 2-7...Recorded his first NHL career GWG Nov. 15 vs. Washington...Recorded first goal of season Nov. 7 at Tampa Bay...Was recalled from Rochester (AHL) for the second time on Oct. 24 and played in the remaining 74 games with the Panthers. **2006-07:** Scored the first NHL goal of his career April 6 at Tampa Bay...Scored the first point of his NHL career, an assist, Jan. 13 vs. Washington.

INTERNATIONAL: 2004: Represented the Czech Republic in the Under-20 World Junior. **2001:** Selected to the Czech Republic Under-17 National Team in New Glasgow, Nova Scotia. **2000:** Represented the Czech Republic in the Four Nations Under-16 tournament

REGULAR SEASON													PLAYOFFS					
SEASON	TEAM	LEAGUE	GP	G	A	PTS	+/-	PIM	PPG	SHG	GWG		GP	G	A	PTS	PIM	
1999-00	Litvinov Jr.	CzRep-Jr.	48	18	16	34	-	10	-	-	-		-	-	-	-	-	
2000-01	Litvinov Jr.	CzRep-Jr.	47	16	23	39	-	6	-	-	-		6	2	6	8	10	
2001-02	Brampton	OHL	68	19	24	43	-	14	-	-	-		-	-	-	-	-	
2002-03	Brampton	OHL	53	19	42	61	19	12	2	4	-		11	3	5	8	4	
2003-04	Brampton	OHL	57	19	27	46	-1	19	6	1	-		12	7	8	15	2	
	Czech Republic	U-20 WJC	7	0	0	0	-	0	-	-	-		-	-	-	-	-	
2004-05	San Antonio	AHL	58	5	6	11	-8	11	1	0	1		-	-	-	-	-	
	Texas	ECHL	12	5	6	11	-1	6	1	1	1		-	-	-	-	-	
2005-06	Rochester	AHL	61	13	19	32	-13	20	1	0	2		-	-	-	-	-	
2006-07	Florida	NHL	14	1	1	2	-1	6	0	0	0		-	-	-	-	-	
	Rochester	AHL	50	14	21	35	4	16	5	0	2		6	1	0	1	0	
2007-08	Florida	NHL	76	8	17	25	10	29	1	0	2		-	-	-	-	-	
	Rochester	AHL	6	1	5	6	2	6	1	0	2		-	-	-	-	-	
2008-09	Florida	NHL	66	4	15	19	2	18	0	1	1		-	-	-	-	-	
	FLORIDA TOTALS:		156	13	33	46	11	53	1	1	3		-	-	-	-	-	
	NHL TOTALS:		156	13	33	46	11	53	1	1	3		-	-	-	-	-	

First NHL Game: 1/7/07 at Vancouver

First NHL Goal: 4/6/07 at Tampa Bay

First NHL Assist/Point: 1/13/07 vs. Washington

Most Goals, Game: 1, (13 times) Last: 3/28/09 at Dallas

Most Assists, Game: 2, (2 times) Last: 2/12/09 at Carolina

Most Points, Game: 2, (5 times) Last: 2/12/09 at Carolina


Most Penalty Minutes, Game: 5, 12/28/07 vs. Montreal

MILESTONES



LEOPOLD VS. NHL:

TEAM	GP	G	A	P	S	PIM													
Anaheim	16	1	3	4	4		Detroit	18	1	3	4	16	Philadelphia	5	1	0	1	4	
Atlanta	5	1	1	2	0		Edmonton	27	1	6	7	12	Phoenix	18	2	3	5	6	
Boston	4	2	0	2	0		Florida	5	0	1	1	0	Pittsburgh	4	1	1	2	0	
Buffalo	4	1	0	1	0		Los Angeles	19	2	8	10	4	San Jose	18	1	5	6	8	
Calgary	10	1	2	3	2		Minnesota	25	0	4	4	22	St. Louis	16	2	5	7	6	
Carolina	5	0	2	2	2		Montreal	5	1	1	2	4	Tampa Bay	4	1	1	2	0	
Chicago	18	0	4	4	12		Nashville	20	1	3	4	6	Toronto	8	0	1	1	2	
Colorado	15	3	5	8	4		New Jersey	6	0	1	1	0	Vancouver	22	1	7	8	14	
Columbus	18	2	6	8	10		NY Islanders	5	1	2	3	4	Washington	5	0	0	0	0	
Dallas	20	1	3	4	14		NY Rangers	5	0	1	1	2							
							Ottawa	5	1	1	2	4	NHL TOTALS	355	29	80	109	162	



JORDAN LEOPOLD

44

(JOHR-dahn LEE-oh-pohld)

DEFENSE · Shoots Left · 6-1, 200 · Born 08/03/80 in Golden Valley, MN

AT A GLANCE: First defenseman to score on a penalty shot since Jan. 13, 2006 when he beat Detroit's Chris Osgood Dec. 15.

HOW ACQUIRED: Traded from Calgary to Florida along with a third-round pick in the 2009 NHL Entry Draft for defenseman Jay Bouwmeester. Signed one year contract with Panthers on July 2, 2009

2008-09: Scored a goal in his first game back as a Flame on Mar. 5 vs. Philadelphia...Rejoined the Calgary Flames via trade on Mar.4...Scored the winning goal on his first career shootout attempt on Feb. 15 vs. Detroit...Collected his 100th NHL point with an assist on Jan.10 vs. Pittsburgh...Scored a game-winning penalty shot against Chris Osgood and added an assist on Dec.15 vs. Detroit...Became the first defenseman to score on a penalty shot since Frantisek Kaberle (CAR) did on Jan. 13, 2006 and the first Avalanche defenseman to score on one since Alexei Gusarov did on Mar. 10, 1993...Appeared in his 300th NHL game on Dec. 9 vs. Los Angeles.

CAREER: 2007-08: Recorded 13 points (5-8-13) and was +5 in 43 games for the Avalanche...Missed a total of 35 games due to injury (hip)...Appeared in seven of Colorado's 10 postseason games...Tied his career playoff high with two points (0-2-2) in game 4 vs. Minnesota on Apr. 15...Tied a career-high with three assists on Mar. 1 vs. Los Angeles...Scored his first goal of the season on Dec. 15 vs. Nashville, his first tally since Feb. 8, 2007. **2006-07:** Missed all but 15 games due to three separate injuries (hip, wrist, hernia). **2005-06:** Finished second on the Flames in average time on ice (22:19)...Played in seven playoff games notching one assist...Recorded a career-high three points on Mar. 23 at St. Louis notching two assists and the game-winning goal...Skated in his 200th NHL game on Mar. 4 vs. San Jose. **2003-04:** Appeared in all 82 regular games and all 26 playoff contests for the Flames...Led Calgary defensemen in scoring with 33 points (9-24-33)...Finished fifth on the team in points, tied for third in assists, was second in power-play points (17) and second in ice time (22:14)...Recorded two assists Mar. 14 at St. Louis...Notched first multi-goal game of career Nov. 1 vs Columbus. **2002-03:** Led all Flames rookies with 14 points (4-10-14) in his first NHL season...Registered first career goal/point on Oct. 26 vs. St. Louis...Made his NHL debut on Oct. 19 at Chicago.

INTERNATIONAL: 2008: Finished with one assist in 4 games while representing the United States at the World Championships. **2006:** Made his Olympic debut for Team USA at the 2006 Winter Olympics in Torino, Italy, where he scored one goal in six games. **2005:** Tallied an assist in 7 games for the United States at the World Championships. **2003:** Led all USA defensemen in scoring with four points (1-3-4) in six games at the 2003 IIHF World Championships. **2002:** Notched an assist in 7 games at the World Championships for the United States. **2000:** Scored 3 points (1-2-3) in 7 games as a member of the U20 United States Team at the World Junior Championships. **1999:** Had an assist in 6 games as a member of the U20 United States Team at the World Junior Championships.

REGULAR SEASON													PLAYOFFS					
SEASON	TEAM	LEAGUE	GP	G	A	PTS	+/-	PIM	PPG	SHG	GWG		GP	G	A	PTS	PIM	
1998-99	U. of Minnesota	NCAA	39	7	16	23	20	-	-	-	-		-	-	-	-	-	
1999-00	U. of Minnesota	NCAA	39	6	18	24	20	-	-	-	-		-	-	-	-	-	
2000-01	U. of Minnesota	NCAA	42	12	37	49	38	-	-	-	-		-	-	-	-	-	
2001-02	U. of Minnesota	NCAA	44	20	28	48	28	-	-	-	-		-	-	-	-	-	
2002-03	Saint John	AHL	3	1	2	3	0	-	-	-	-		-	-	-	-	-	
2002-03	Calgary	NHL	58	4	10	14	-15	12	3	0	0		-	-	-	-	-	
2003-04	Calgary	NHL	82	9	24	33	8	24	6	0	1		26	0	10	10	6	
2005-06	Calgary	NHL	74	2	18	20	6	68	2	0	1		7	0	1	1	4	
2006-07	Colorado	NHL	15	2	3	5	-4	14	1	1	0		-	-	-	-	-	
2007-08	Colorado	NHL	43	5	8	13	5	20	2	0	1		7	0	3	3	0	
2008-09	Colorado	NHL	64	6	14	20	-10	18	1	0	1		-	-	-	-	-	
	Calgary	NHL	19	1	3	4	-5	6	0	0	0		6	0	1	1	8	
	NHL Totals		355	29	80	109	-15	162	15	1	4		46	0	15	15	18	

First NHL Game: 10/19/02 at Chicago

First NHL Goal/Point: 10/26/02 vs St. Louis

First NHL Assist: 11/2/02 vs Colorado

Most Goals, Game: 2, 11/1/03 vs Columbus

Most Assists, Game: 3, 3/1/08 vs. Los Angeles

Most Points, Game: 3, (2 times) Last: 3/1/08 vs. Los Angeles

Most Penalty Minutes, Game: 6, (2 times) Last: 10/21/07 at Minnesota

MILESTONES



McCABE VS. NHL:

TEAM	GP	G	A	PTS	PIM		
Anaheim	22	1	6	7	29	Detroit	27 2 12 14 50
Atlanta	32	6	14	20	38	Edmonton	28 3 8 11 49
Boston	62	8	29	37	61	Florida	45 6 19 25 87
Buffalo	59	5	17	22	120	Los Angeles	20 2 4 6 56
Calgary	32	7	11	18	53	Minnesota	5 0 2 2 6
Carolina	44	6	13	19	71	Montreal	61 11 22 33 78
Chicago	20	2	1	3	14	Nashville	16 2 5 7 25
Colorado	20	3	2	5	33	New Jersey	45 3 9 12 65
Columbus	7	2	3	5	22	NY Islanders	35 4 14 8 61
Dallas	22	1	6	7	36	NY Rangers	45 4 12 16 61
						Ottawa	58 7 21 28 73
						Philadelphia	47 5 24 29 97
						Phoenix	19 4 3 7 38
						Pittsburgh	42 9 15 24 113
						San Jose	22 4 5 9 34
						St. Louis	26 3 10 13 43
						Tampa Bay	46 6 12 18 78
						Toronto	15 1 3 4 7
						Vancouver	20 2 7 9 44
						Washington	44 11 18 29 73
						NHL TOTALS	986 130 327 457 1615



BRYAN McCABE

24

(BRIGH-uhn muh-KAYB)

DEFENSE · Shoots Left · 6-2, 220 · Born 6/8/75 in St. Catharines, Ontario

AT A GLANCE: Tied a franchise record and finished tied for 9th in the NHL among defensemen with 15 goals.

HOW ACQUIRED: Traded from Toronto to Florida on Sept. 2, 2008 along with a fourth round draft selection in the 2010 NHL entry draft in exchange for Mike Van Ryn.

2008-09: Completed his 14th NHL season, first with Florida where he served as team's Alternate Captain...Tied for 9th in the NHL among defensemen in goals (15-Bouwmeester, FLA)...Tied for 29th in the NHL among defensemen in points (39-Liles, COL)...Recorded a goal and an assist April 11 vs. Washington...Netted a goal and added an assist Mar. 31 vs. Ottawa...Missed three games with fractured orbital bone retroactive to Mar. 7...Had a four-game point streak (2-5-7) snapped Mar. 5...Scored a goal and added three assists Mar. 1 vs. Washington tying a career-high points in a game...Notched two assists Feb. 5 vs. NY Islanders...Scored the overtime game-winner Feb. 3 at Toronto...Recorded a goal and an assist Jan. 3 at Pittsburgh...Had a six-game points scoring streak (3-5-8) snapped Nov. 24 vs. Carolina...Notched two assists Nov. 21 at Boston...Scored a pair of goals Nov. 18 at Tampa Bay...Scored his first goal (GWG) as a Panther Nov. 12 vs. Tampa Bay...Placed on injured reserve (Back, 10/11-11/06)...Recorded his first point as a Panther with an assist Oct. 10 at Carolina.

CAREER: 2007-08: Tied career-high with four points (1-3-4), including 300th career NHL assist, Mar. 6 at Boston.... Played 900th career NHL game Feb. 27 at Florida... Registered a season-high four-game point-streak (1-4-5) Nov. 13 - Nov. 20...Collected 400th career NHL point (GWG) Nov. 9 at Buffalo...Registered 1500th career PIM Oct. 13 vs. Pittsburgh. **2006-07:** Ranked 10th among NHL defensemen in scoring with 57 points...Ranked sixth in the NHL in average ice-time (26:49)...Led Toronto with 115 PIM...Registered a career-high and team-high nine-game point-streak (4-9-13) Nov. 6 - 25...Scored 100th career NHL goal Nov. 16 at Boston...Played 800th career NHL game and

REGULAR SEASON											PLAYOFFS					
SEASON	TEAM	LEAGUE	GP	G	A	PTS	+/-	PIM	PPG	SHG	GWG	GP	G	A	PTS	PIM
1991-92	Medicine Hat	WHL	68	6	24	30	-	157	-	-	-	4	0	0	0	6
1992-93	Medicine Hat	WHL	14	0	13	13	-	83	-	-	-	-	-	-	-	-
	Spokane	WHL	46	3	44	47	-	134	-	-	-	6	1	5	6	28
1993-94	Spokane	WHL	64	22	62	84	-	218	-	-	-	3	0	4	4	4
	Canada	WJC-A	7	0	0	0	-	6	-	-	-	-	-	-	-	-
1994-95	Spokane	WHL	42	14	39	53	-	115	-	-	-	-	-	-	-	-
	Brandon	WHL	20	6	10	16	-	38	-	-	-	18	4	13	17	59
	Brandon	MEM CUP	4	3	4	7	-	6	-	-	-	-	-	-	-	-
	Canada	WJC-A	7	3	9	12	-	4	-	-	-	-	-	-	-	-
1995-96	NY Islanders	NHL	82	7	16	23	-24	156	3	0	1	-	-	-	-	-
1996-97	NY Islanders	NHL	82	8	20	28	-2	165	2	1	2	-	-	-	-	-
	Canada	WC-A	11	0	2	2	-	10	-	-	-	-	-	-	-	-
1997-98	NY Islanders	NHL	56	3	9	12	9	145	1	0	0	-	-	-	-	-
	Vancouver	NHL	26	1	11	12	10	64	0	1	0	-	-	-	-	-
	Canada	WC-A	6	1	2	3	-	4	-	-	-	-	-	-	-	-
1998-99	Vancouver	NHL	69	7	14	21	-11	120	1	2	0	-	-	-	-	-
	Canada	WC-A	10	1	3	4	-	10	-	-	-	-	-	-	-	-
1999-00	Chicago	NHL	79	6	19	25	-8	139	2	0	2	-	-	-	-	-
2000-01	Toronto	NHL	82	5	24	29	16	123	3	0	2	11	2	3	5	16
2001-02	Toronto	NHL	82	17	26	43	16	129	8	0	1	20	5	5	10	30
2002-03	Toronto	NHL	75	6	18	24	9	135	3	0	1	7	0	3	3	10
2003-04	Toronto	NHL	75	16	37	53	22	86	8	0	2	13	3	5	8	14
2004-05	HV 71	SWE	10	1	0	1	-	30	-	-	-	-	-	-	-	-
2005-06	Toronto	NHL	73	19	49	68	-1	116	13	0	6	-	-	-	-	-
	Canada	OLY	6	0	0	0	-	18	-	-	-	-	-	-	-	-
2006-07	Toronto	NHL	82	15	42	57	3	115	11	0	1	-	-	-	-	-
2007-08	Toronto	NHL	54	5	18	23	-2	81	4	0	2	-	-	-	-	-
2008-09	Florida	NHL	69	15	24	39	-1	41	8	0	3	-	-	-	-	-
	FLORIDA TOTALS:		69	15	24	39	-1	41	8	0	3	-	-	-	-	-
	NHL TOTALS:		986	130	327	457	36	1615	67	4	23	51	10	16	26	70

First NHL Game: 10/7/95 at Boston

First NHL Goal: 10/31/95 at Florida

First NHL Assist/Point: 11/16/95 at Los Angeles

Most Goals, Game: 2, (10 times) Last: 11/18/08 at Tampa Bay

Most Assists, Game: 4, (2 times) Last: 10/14/05 at Atlanta

Most Points, Game: 4, (5 times) Last: 3/1/09 at Washington

Most Penalty Minutes, Game: 22 (2 times), Last: 12/17/97 vs. Buffalo

MILESTONES

BRYAN McCABE (CONTINUED)

collected three points (2-1-3) Nov. 11 vs. Montreal. **2005-06:** Set a career-high in goals (19), assists (49), points (68), PP goals (13), PP assists (32) and PP points (45)...Ranked third among NHL defensemen in scoring...Ranked first on the team in PIM...Ranked first in the NHL in average ice time (28:17)... Ranked first on Toronto with six GWG...Named NHL Offensive Player of the Week with seven points (3-4-7) Nov. 20...Tied career-high in assists and points (4) Nov. 14 at Atlanta...Named NHL Defensive Player of the Week with eight points (1-7-8) Oct. 16. **2003-04:** Named to the NHL Second All-Star Team...Finished fourth in Norris Trophy voting...Ranked third among NHL defensemen in goals (16), fourth in points (53), fifth in assists (37) and fifth in PPG (8)...Led all NHL defensemen during the playoffs with three goals and fifth in points with eight...Played 50th career NHL playoff game May 2 at Philadelphia...Played 700th career NHL game and collected an assist Mar. 16 vs. Boston...Registered a career-high four assists Feb. 5 at Ottawa. **2002-03:** Played 600th career NHL game Jan. 24 at Buffalo...Registered 200th career NHL point Dec. 7 vs. New Jersey. **2001-02:** Ranked seventh in the NHL in hits (250)...Ranked second among NHL defensemen in goals (17)...Registered a career-high four points (2-2-4) Dec. 11 vs. Phoenix...Played 500th career NHL game Nov. 24 vs. Boston. **2000-01:** Finished 1st on Toronto in plus/minus (+16)...Played 400th career NHL game Oct. 19 at Edmonton. **1999-00:** Registered 100th career NHL point Nov. 5 at Nashville...Made Chicago debut Oct. 4 at San Jose. **1998-99:** Played 300th career NHL game Mar. 13 at Los Angeles...Played 246 consecutive games before missing the season opener Oct. 12. **1997-98:** Set a career-high in PIM (209)...Acquired by Vancouver along with Todd Bertuzzi and a third round choice in 1998 NHL Entry Draft (Jarkko Ruutu) from the NY Islanders in exchange for Trevor Linden Feb. 6...Finished first on Vancouver in plus/minus (+19) and second in PIM...Was named the sixth captain in NY Islanders history Sept. 9. **1996-97:** Finished second among NY Islanders defensemen in points (28). **1995-96:** Played all 82 games for the NY Islanders in first NHL season. Finished second on the team in PIM (156). **NHL ENTRY DRAFT:** New York Islanders second round pick (40th overall) in the 1993 NHL Entry Draft.

INTERNATIONAL: 2006: Represented Team Canada in the Olympics and played in six games and recorded 18 PIM. **1999:** Represented Team Canada in the World Championship...Scored one goal and three assists in 10 games. **1998:** Represented Team Canada in the World Championship...Scored one goal and two assists in six games. **1997:** Represented Team Canada in the World Championship...Posted two assists in 11 games.








OLESZ VS. NHL:

TEAM	GP	G	A	PTS	PIM						
Anaheim	2	0	0	0	2	Detroit	3	1	0	1	0
Atlanta	24	3	4	7	8	Edmonton	1	0	0	0	0
Boston	9	2	5	7	6	Florida					
Buffalo	10	1	3	4	2	Los Angeles	2	0	1	1	2
Calgary	2	2	0	2	0	Minnesota	3	0	0	0	0
Carolina	20	1	4	5	4	Montreal	9	0	0	0	6
Chicago	2	1	0	1	0	Nashville	2	1	2	3	0
Colorado	2	0	0	0	0	New Jersey	11	3	1	4	0
Columbus	2	3	1	3	2	NY Islanders	12	2	4	6	4
Dallas	3	0	0	0	0	NY Rangers	13	3	3	6	2
						Ottawa	9	2	5	7	0
						Philadelphia	11	2	2	4	0
						Phoenix	1	0	0	0	0
						Pittsburgh	11	3	3	6	2
						San Jose	3	0	0	0	4
						St. Louis	3	0	0	0	0
						Tampa Bay	22	0	5	5	4
						Toronto	11	4	2	6	12
						Vancouver	1	0	0	0	0
						Washington	23	4	4	8	16
						NHL TOTALS	227	37	49	86	76



ROSTISLAV OLESZ

85

(RA-stih-slahv OH-lesh)

LEFT WING · Shoots Left · 6-1, 220 · Born 10/10/85 in Bilovec, Czech Republic

AT A GLANCE: Played in his 200th career NHL game Nov. 1 at Nashville.

HOW ACQUIRED: Florida's first choice (7th overall) in the 2004 NHL Entry Draft. Signed a six-year contract extension on June 30, 2008.

2008-09: Completed his fourth NHL season, fourth with Florida... Notched a goal Mar. 21 vs. Columbus...Placed on injured reserve (Groin, 12/4-3/13)...Recorded his first goal of the season Oct. 22 at Ottawa...Recorded his first point of the season with an assist Oct. 18 vs. NY Islanders.

CAREER: 2007-08: Completed his third NHL season, third with Florida...Recorded a NHL career-high 14 goals... Notched two assists Mar. 8 vs. Atlanta... Had a goal and an assist Feb. 21 vs. Boston...Notched a pair of assists and posted a plus-3 rating Dec. 20 vs. Carolina... Scored a pair of goals and tallied an assist Nov. 21 at Columbus...Missed 14 games with a wrist injury (10/20-11/18)...Scored the GWG Oct. 11 vs. New Jersey. **2006-07:** Completed his second NHL season, second with Florida...Set NHL career-highs in goals (11), assists (19) and points (30)...Posted two assists Mar. 22 vs. Ottawa...Scored a goal and an assist Mar. 17 vs. NY Islanders...Recorded two assists Feb. 27 at Washington...Scored two goals Jan. 27 vs. New Jersey...Scored two goals (first multi-goal game) Jan. 4 at Calgary...Notched a goal and an assist Dec. 27 vs. Philadelphia...Scored GWG and had an assist Dec. 21 vs. NY Rangers...Had a goal and assist Nov. 2 vs. Toronto. **2005-06:** Completed his first NHL season...Scored a SHG and added a pair of assists Mar. 8 vs. Ottawa...Missed five games with a bruised shoulder (1/12-1/25)...Picked up a goal and an assist Dec. 22 vs. Buffalo...Missed 17 games with a sprained MCL (10/17-11/25)...Scored his first NHL goal Oct. 10 at NY Islanders...Recorded his first professional point with an assist Oct. 7 vs. Tampa Bay...Made his NHL debut Oct. 5 vs. Atlanta. **2004-05:** Set a career-high in games played (47) and points (13), while with HC Sparta Praha (Czech)...Tied a career-high for most goals in a season (6)...Skated in five postseason games and notched a postseason career-high with two assists. **2003-04:** Completed fourth season with HC Vitkovice (Czech), going 1-11-12 with 10 PIM in 35 games...Set a career-high in assists (11) and points (12)...Notched a postseason career-high in goals (2), assists (1), points (3), games played (6), and PIM (4). **2002-03:** Set a career-high in games played (40), goals (6), assists (3), points (9), and PIM (41)...Debuted in first career postseason with 2 PIM in five games. **2001-02:** Concluded second season with HC Vitkovice (Czech), notching first career goal and set career-highs in assists (2) and points (3) in 11 games. **2000-01:** Professional debut with HC Vitkovice, posting first career point (assist) and appeared in three games...Beat Jaromir Jagr's record to become the youngest to compete in the Czech Extraleague.

INTERNATIONAL: 2007: Represented Team Czech Republic in the 2007 IIHF World Championships in Russia...Scored five points (2-3-5) in seven games. **2006:** Represented the Czech Republic in the 2006 Winter Olympics in Torino where he earned a Bronze Medal. **2005:** Appeared in the 2005 World Junior Championship (Czech Republic), going 7-3-10 with 12 PIM in seven games.

REGULAR SEASON												PLAYOFFS				
SEASON	TEAM	LEAGUE	GP	G	A	PTS	+/-	PIM	PPG	SHG	GWG	GP	G	A	PTS	PIM
2000-01	Vitkovice	HC Czech	3	0	1	1	-	0	-	-	-	-	-	-	-	-
2001-02	Vitkovice	HC Czech	11	1	2	3	-	0	-	-	-	-	-	-	-	-
2002-03	Vitkovice	HC Czech	40	6	3	9	-	41	-	-	-	5	0	0	0	2
2003-04	Vitkovice	HC Czech	35	1	11	12	-	10	-	-	-	6	2	1	3	4
2004-05	Sparta Praha	Czech	47	6	7	13	-	12	-	-	-	5	0	2	2	0
	Czech Republic	WJC	7	7	3	10	-	12	-	-	-	-	-	-	-	-
2005-06	Florida	NHL	59	8	13	21	-4	24	0	1	3	-	-	-	-	-
	Czech Republic	OLY	8	0	0	0	2	2	-	-	-	-	-	-	-	-
2006-07	Florida	NHL	75	11	19	30	2	28	2	0	2	-	-	-	-	-
	Rochester	AHL	4	1	2	3	1	4	1	0	0	-	-	-	-	-
	Czech Republic	WC	7	2	3	5	2	4	1	1	0	-	-	-	-	-
2007-08	Florida	NHL	56	14	12	26	3	16	5	0	2	-	-	-	-	-
2008-09	Florida	NHL	37	4	5	9	-5	8	0	0	0	-	-	-	-	-
	FLORIDA TOTALS:		227	37	49	86	-4	76	7	1	7	-	-	-	-	-
	NHL TOTALS:		227	37	49	86	-4	76	7	1	7	-	-	-	-	-

First NHL Game: 10/5/05 vs. Atlanta

First NHL Goal: 10/10/05 at NY Islanders

First NHL Assist/Point: 10/7/05 vs. Tampa Bay

Most Goals, Game: 2, (3 times) Last: 11/21/07 at Columbus

Most Assists, Game: 2, (8 times) Last: 3/8/08 vs. Atlanta

Most Points, Game: 3, (2 times) Last: 11/21/07 at Columbus

Most Penalty Minutes, Game: 6, 1/30/06 vs. Toronto

MILESTONES




REINPRECHT VS. NHL:

TEAM	GP	G	PTS	PIM
Anaheim	37	7	17	24
Atlanta	10	5	5	10
Boston	8	2	3	5
Buffalo	8	2	1	3
Calgary	22	4	1	5
Carolina	7	1	1	2
Chicago	28	7	10	17
Colorado	23	8	10	18
Columbus	26	10	19	29
Dallas	40	9	18	27

Detroit	27	5	11	16
Edmonton	30	6	6	12
Florida	6	0	1	1
Los Angeles	31	3	15	18
Minnesota	34	4	10	14
Montreal	7	2	2	4
Nashville	26	4	16	20
New Jersey	10	1	2	3
NY Islanders	11	2	10	12
NY Rangers	9	2	3	5
Ottawa	9	0	1	1

Philadelphia	9	0	3	3
Phoenix	16	3	5	8
Pittsburgh	8	3	6	9
San Jose	33	13	5	18
St. Louis	26	6	11	17
Tampa Bay	6	0	3	3
Toronto	8	5	2	7
Vancouver	31	5	17	22
Washington	6	1	0	1

NHL TOTALS..552.120.214.334..162



STEVE REINPRECHT 27

(STEEV REIGHN-prehkt)

CENTER · Shoots Left · 6-0 200 · Born 5/7/76 in Edmonton, Alberta

AT A GLANCE: Reinprecht won a Stanley Cup in 2001 in his first full NHL season as a member of the Colorado Avalanche.

HOW ACQUIRED: Traded from Phoenix to Florida on June 19, 2009 in exchange for Stefan Meyer. Signed a three-year contract on June 19, 2009.

2008-09: Totaled 41 points (14-27-41) in 73 games for Phoenix...Finished with eight multi-point games...Registered season-high four points (2-2-4) in season finale, Apr. 11 vs Anaheim...Recorded his 200th career assist vs. the NY Islanders Jan. 2...Scored a season-high two goals (GWG) vs. Toronto Dec 4.

CAREER: 2007-08: Played in a career-high 81 games for the Coyotes, recording 46 points (16-30-46)...Led the Coyotes in shooting pct. (15.2%) and faceoff attempts (1,020)...Ranked 4th on the team in goals (16) and assists (30) and 5th in points (46)...Also ranked T-2nd in games played (81) and T-5th in PP goals...Tied his career-high with a six-game point streak (1-6-7) from Jan. 21-Feb. 4...Recorded his fourth career hat trick, which included his 100th career goal, and added an assist at Colorado on Jan. 2...Named NHL 2nd Star of the Week for week ending Nov. 11...Played in his 400th career NHL game vs. Boston, Oct. 6. **2006-07:** Played in 49 games for the Coyotes, collecting 33 points (9-24-33)...Ranked 3rd on the team in points (33), T-2nd in assists (24), and T-6th in goals (9)...Racked up career-high 14 PIM Apr. 7 at Los Angeles...Notched a goal and an assist vs. Colorado Mar. 29...Scored the GWG at Columbus on Feb. 6...Missed 33 games (Oct. 17 to Jan. 1) with a fractured collar bone...Set new single game career-highs in points (5) and assists (4) in season opener vs. the NY Islanders on Oct. 5. **2005-06:** Played 28 games with the Coyotes after being acquired from Calgary, collecting 23 points (12-11-23)...Played 52 games with Calgary, notching 29 points (10-19-29)...Led Coyotes in plus/minus (+11)...Ranked 4th on Coyotes in goals (22), 5th in points (52), 4th in PPG (9), T-5th in PP points (18), and T-4th in GWG (3)...Established career highs in goals (22), points (52), PIM (32), and PPG (9)...Finished season with 13 multi-point games...Named NHL's Offensive Player of the Week for period ending Apr. 2 after recording 5-2-7, including two GWGs, in three games...Posted hat trick including SHG and GWG in 4-3 OT win at San Jose, Apr. 1...Scored first goal as Coyote vs. San Jose, Feb. 12...Scored shootout-deciding goal in Coyote debut on Feb. 2...With Calgary, played in 300th career NHL game vs. Ottawa, Dec. 1. **2003-04:** Played in his first season with Calgary, posting 29 points (7-22-29) in 44 games...Posted six multi-point games...Scored a PPG and added two assists on Nov. 18 vs. Toronto...Scored his first goal with Calgary (PP, GWG) and added an assist on Oct. 25 at Edmonton...Played his first game with Calgary, posting an assist at Minnesota on Oct. 21...Missed 38 games due to injury. **2002-03:** Established new career highs in assists (33) and points (51) in his third full season in the NHL...Finished 5th with Colorado in points (51), goals (18) and assists (33)...Finished the season with 16 points in his final 16 games...Assisted on all three of Joe Sakic's goals Mar.13 at Columbus, matching a career-high three assists in a game...Scored his second career hat trick at San Jose Jan. 4...Recorded 3 points (1-2-3) in 7 post season games. **2001-02:** Surpassed rookie season totals

REGULAR SEASON												PLAYOFFS				
SEASON	TEAM	LEAGUE	GP	G	A	PTS	+/-	PIM	PPG	SHG	GWG	GP	G	A	PTS	PIM
1996-97	Wisconsin	NCAA	38	11	9	20	-	12	-	-	-	-	-	-	-	-
1997-98	Wisconsin	NCAA	41	19	24	43	-	18	-	-	-	-	-	-	-	-
1998-99	Wisconsin	NCAA	38	16	17	33	-	14	-	-	-	-	-	-	-	-
1999-00	Wisconsin	NCAA	37	26	40	66	-	14	-	-	-	-	-	-	-	-
	Los Angeles	NHL	1	0	0	0	0	2	0	0	0	-	-	-	-	-
2000-01	Los Angeles	NHL	59	12	17	29	11	12	3	2	3	-	-	-	-	-
	Colorado	NHL	21	3	4	7	-1	2	0	0	0	22	2	3	5	2
2001-02	Colorado	NHL	67	19	27	46	14	18	4	0	3	21	7	5	12	8
2002-03	Colorado	NHL	77	18	33	51	-6	18	2	1	1	7	1	2	3	0
2003-04	Calgary	NHL	44	7	22	29	1	4	3	0	1	-	-	-	-	-
2004-05	Mulhouse	France	22	20	27	47	-	6	-	-	-	10	7	6	13	2
2005-06	Calgary	NHL	52	10	19	29	10	24	5	0	1	-	-	-	-	-
	Phoenix	NHL	28	12	11	23	1	8	4	1	2	-	-	-	-	-
2006-07	Phoenix	NHL	49	9	24	33	-3	28	2	0	1	-	-	-	-	-
2007-08	Phoenix	NHL	81	16	30	46	-3	26	5	1	0	-	-	-	-	-
2008-09	Phoenix	NHL	73	14	27	41	0	20	3	0	3	-	-	-	-	-
	NHL Totals		552	120	214	334	24	162	31	5	15	50	10	10	20	10

First NHL Game: 4/5/00 at Vancouver

First NHL Goal: 10/9/00 at Columbus

First NHL Assist/Point: 10/9/00 at Columbus

Most Goals, Game: 3, (4 times) Last: 1/2/08 at Colorado

Most Assists, Game: 4, 10/5/06 vs. NY Islanders

Most Points, Game: 5, 10/5/06 vs. NY Islanders

Most Penalty Minutes, Game: 14, 4/7/07 at Los Angeles

MILESTONES

from previous year in goals (19), assists (27) and points (46)...Ranked 2nd on the Avalanche during the playoffs in goals (7) and T-4th in NHL...Collected a pair of assists (including an assist on Chris Drury's OT winner) in Game 2 at Detroit on May 20...Posted his second GWG of series in Game 4 at Los Angeles Apr. 23...Scored GWG in Game 2 vs. Los Angeles (first career post season GWG) on Apr. 20...Recorded his first career hat trick on Apr. 3 vs. ATL (3-1-4)...Picked up three assists Jan. 1 at Nashville. **2000-01:** Played in his first full NHL season...Finished T-5th in total points among rookies (36)...His 15 goals ranked 6th among rookie scorers...Also finished T-6th with three GWG...Ranked 2nd among rookies in shooting % (15.0)...His five SHG led all rookies...Was a member of the Avalanche's Stanley Cup winning team...Scored his first NHL career postseason goal in Game 4 of Western Conference Finals at St. Louis May 18...Recorded his first career playoff points (2 assists) in Game 4 vs. Vancouver Apr. 18...Scored his first goal with COL on Mar. 8 at St. Louis...Posted his first point/assist with Colorado on Mar. 6 at Atlanta...Traded to Colorado by Los Angeles on Feb. 21...Recorded his first NHL career point/goal/assist and multiple point game on Oct. 9 at Columbus. **1999-00:** Made his NHL debut on Apr. 5 at Vancouver...Signed as a free agent by Los Angeles Mar. 31...Led the University of Wisconsin (WCHA) and the nation in Division 1 scoring (26-40-66) in his senior year while serving as team captain...Also led Wisconsin in points and assists...Voted WCHA Player of the Year and was named a WCHA First Team All-Star...Was one of 10 finalists for the Hobey Baker Award...**1998-99:** Led the Badgers in goals (16) and scoring (33)...**1997-98:** Finished 7th overall in scoring in the WCHA and led the Badgers with 43 points...**1996-97:** As a freshman, finished 6th in scoring for Wisconsin with 20 points.

INTERNATIONAL: 2003: Led Team Canada with six assists in eight games en route to a Gold Medal at the 2003 World Championships in Finland.





Every home team needs a great defense.



Let ADT® help protect your home and family from burglary, fire, flooding and carbon monoxide. Our trained professionals can help monitor your home around the clock, so when an alarm is received by ADT, we can notify the authorities—even if you're not home.


Peace of mind. With ADT that includes:

- ✓ Fast alarm response
- ✓ Easy-to-use systems
- ✓ Great local security service
- ✓ Remote control over lighting and video monitoring
- ✓ 24/7 monitored home security systems that can notify both the customer and emergency services
- ✓ Protection from burglary, fire, and carbon monoxide

ADT Always There.® Even when you can't be.
1-800-ADT-ASAP® or visit ADT.com

License information available at www.ADT.com or by calling 1-800-ADT-ASAP.
©2009 ADT Security Services, Inc. ADT, the ADT logo, ADT Always There and
1-800-ADT-ASAP are registered trademarks of ADT Services, AG, and are used under license.





DENNIS SEIDENBERG 4

(DEH-nihs SIGH-dehn-buhrgh)

DEFENSE · Shoots Left · 6-1 210 · Born 7/18/81 in Schwenningen, Germany

AT A GLANCE: Recorded first career game-winner as well as picked up two assists on April 7 against the NY Islanders.

HOW ACQUIRED: Signed a one-year contract on September 14, 2009.

2008-09: Completed his sixth NHL season, third with Carolina...Established new career highs in games played (70), goals (5), assists (25) and points (30)...Scored first career game-winner along with two assists Apr. 7 vs NY Islanders...Picked up two assists Mar. 14 at Washington...Picked up career-high seven penalty minutes vs Calgary on Mar. 6...Notched two assists Jan. 3 at Tampa Bay...Registered first multi-point game of season with two assists Nov. 28 at Philadelphia...Scored first goal of the season Nov. 4 at Toronto...Picked up assists in back-to-back games to start the season (Oct. 10 vs Florida, and Oct. 11 at Tampa Bay). **PLAYOFFS:** Played in 16 of the Hurricanes' 18 postseason contests...Ranked tied for first in the NHL in blocked shots in the playoffs (39) at the time the Hurricanes were eliminated...Scored his first career playoff goal in Game 2 at Pittsburgh on May 21...Earned two assists, including one on Walker's overtime, game-winning goal in Game 7 at Boston on May 14...Registered two assists, including the primary helper on game-winner, and registered eight hits and five blocked shots in Game 4 vs. New Jersey on Apr. 21.

CAREER: 2007-08: Completed his fifth NHL season and second with Carolina...Tied career high in assists from 2005-06... Earned a pair of power-play assists vs. Tampa Bay on Apr. 2...Returned to action vs. MIN on Mar. 6 after missing 20 games with an ankle injury...Placed on injured reserve on Feb. 14 with an ankle injury...Recorded an assist and was (+2) at FLA on Dec. 20...Picked up an assist, blocked six shots and registered three hits at Montreal on Dec. 8...Earned a pair of assists at NY Islanders on Oct. 27 for his first multi-point game of the season...Made his season debut, earning an assist, blocked three shots and was (+1) vs. Pittsburgh on Oct. 5. **2006-07:** Ranked fourth among Hurricanes defensemen in hits (105)...Scored his first goal (also his first point) with the Hurricanes with a third-period tally vs. Atlanta on Jan. 13...Made his Hurricanes debut at Toronto on Jan. 9...Acquired from Phoenix in exchange for center Kevyn Adams on Jan. 8...Scored his first goal of the season with Phoenix vs. Los Angeles on Nov. 4...Earned his first point of the season with an assist for Phoenix vs. Edmonton on Oct. 26. **2005-06:** Played in 34 games with the Coyotes after being acquired from Philadelphia on Jan. 19... Earned 11 points (1g, 10a) in 34 games...Established career-highs for games played (63), assists (15), points (18), power-play goals (2) and power-play assists (7) for season...Scored his first goal as a Coyote in 5-1 loss at Nashville on Apr. 15...Recorded one assist, four shots, and four hits in 6-2 win vs. Dallas on Mar. 2...Recorded two assists - his first points as a Coyote - and was (+2) vs. Edmonton on Jan. 29...Made Coyotes debut vs. Edmonton on Jan. 21...Registered seven points (2g, 5a) and four penalty minutes in 29 games with PHI prior to trade...Missed two games due to left knee sprain (1/6-1/9)...Registered a goal and an assist at Pittsburgh on Dec. 23...Missed seven games due to broken right wrist, (11/22-12/6)...Suffered a broken right wrist at PIT (11/19)...Missed 2 games due to concussion

REGULAR SEASON												PLAYOFFS				
SEASON	TEAM	LEAGUE	GP	G	A	PTS	+/-	PIM	PPG	SHG	GWG	GP	G	A	PTS	PIM
1999-00	Adler Mannheim	Germany	3	0	0	0	-	0	-	-	-	-	-	-	-	-
2000-01	Adler Mannheim	Germany	55	2	5	7	-	6	-	-	-	12	0	1	1	10
2001-02	Adler Mannheim	Germany	55	7	13	20	-	56	-	-	-	8	0	0	0	2
2002-03	Philadelphia	NHL	58	4	9	13	8	20	1	0	0	-	-	-	-	-
	Philadelphia	AHL	19	5	6	11	-7	17	1	0	1	-	-	-	-	-
2003-04	Philadelphia	NHL	5	0	0	2	-4	2	0	0	0	3	0	0	0	0
	Philadelphia	AHL	33	7	12	19	11	31	2	0	4	9	2	2	4	4
2004-05	Philadelphia	AHL	79	13	28	41	18	47	6	0	6	18	2	8	10	19
2005-06	Philadelphia	NHL	29	2	5	7	-4	4	1	0	0	-	-	-	-	-
	Phoenix	NHL	34	1	10	11	-9	14	1	0	0	-	-	-	-	-
2006-07	Germany	Olympics	5	0	0	0	-	6	-	-	-	-	-	-	-	-
	Phoenix	NHL	32	1	1	2	-4	16	0	0	0	-	-	-	-	-
2007-08	Carolina	NHL	20	1	5	6	-12	2	0	0	0	-	-	-	-	-
	Carolina	NHL	47	0	15	15	6	18	0	0	0	-	-	-	-	-
2008-09	Carolina	NHL	70	5	25	30	-9	37	2	0	1	16	1	5	6	16
	NHL Totals		295	14	70	84	-28	113	5	0	1	19	1	5	6	16

First NHL Game: 10/10/02 at Edmonton

First NHL Goal: 10/31/02 vs. Phoenix

First NHL Assist/Point: 10/10/02 at Edmonton

Most Goals, Game: 1, (14 times) Last: 1/13/09 vs. Atlanta

Most Assists, Game: 2, (13 times) Last: 4/7/09 vs. NY Islanders

Most Points, Game: 5, 10/5/06 vs. NY Islanders

Most Penalty Minutes, Game: 7, 3/6/09 vs. Calgary

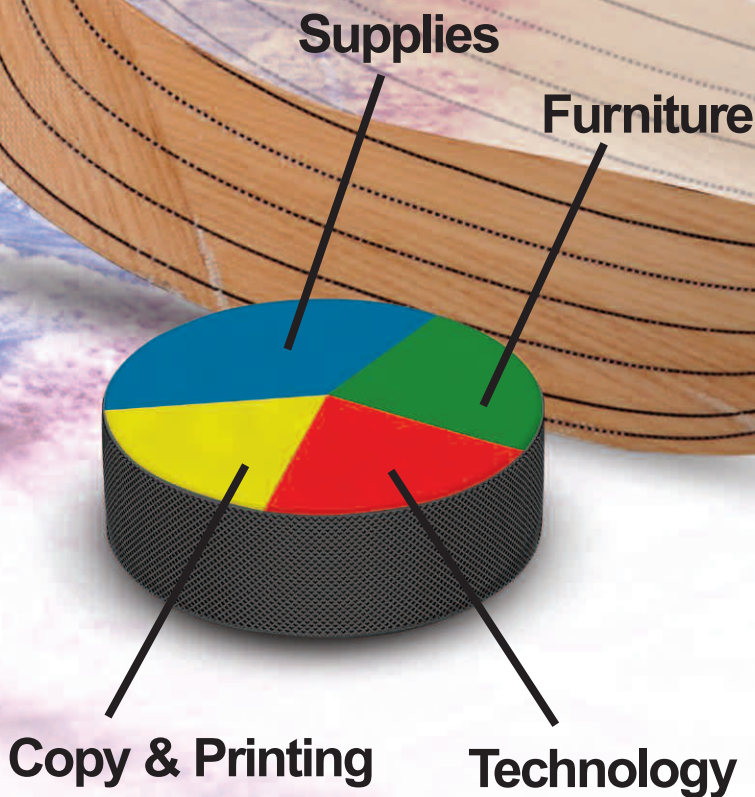
(10/7-10/11). **2004-05:** Recorded 41 points (13g, 28a) and 47 penalty minutes in 79 games with the Flyers' AHL affiliate, the Philadelphia Phantoms...Collected 10 points (2g, 8a) in 18 games as the Phantoms won the 2004 Calder Cup Championship. **2003-04:** Was reassigned to the Phantoms (AHL) on Mar. 9...Underwent successful surgery on Jan. 16 to repair a broken left leg sustained in practice on Jan. 15...Missed 25 games (1/16-3/6)...Recorded 19 points (7g, 12a) and 31 penalty minutes in 33 games for the Phantoms...Was named to the PlanetUSA AHL All-Star Team for the 2004 Pepsi AHL All-Star Classic (did not play due to injury)...Was recalled from the Phantoms on Jan. 8 (fourth recall of the season)...Played in his first career NHL playoff game at Tampa Bay on May 18. **2002-03:** Recorded 11 points (5g, 6a) and 17 penalty minutes in 19 games for the Philadelphia Phantoms (AHL)...Was assigned to the Phantoms on Mar. 4...Posted two assists for the Eastern Conference team at the NHL YoungStars Game, which was part of NHL All-Star Weekend...Recorded three points (1g, 2a) at Atlanta on Jan. 5 to set career-high for points in a game...Posted two assists and a team season-high 10 shots vs. Boston Nov. 16, his first multiple-point game in the NHL...Scored a goal vs. Phoenix on Oct. 31, his first goal in the NHL...Recorded an assist at EDM on Oct. 10, his first NHL point in his first NHL game. **2001-02:** Was a member of the Adler Mannheim team that lost in the Finals of the Deutsche Eishockey Liga Playoffs (Germany)...Registered 20 points (7g, 13a) and 56 penalty minutes in 55 games for Adler Mannheim. **2000-01:** Was a member of the Adler Mannheim team that was the playoff champion of the Deutsche Eishockey Liga (Germany)...Split the season between Adler Mannheim and Mannheim's junior team, recording two goals and five assists (7 points) in 55 games for Adler Mannheim and three goals and eight assists (11 points) in nine games for Mannheim Jr. **1999-2000:** Split the season between Adler Mannheim and Mannheim's junior team...Was scoreless in three games for Adler Mannheim and posted 12 goals and 28 assists (40 points) in 52 games for Mannheim Jr...

INTERNATIONAL: 2008: Was named to Germany's national team for the IIHF World Championships in Canada following the season, playing in six games and picking up 14 penalty minutes. **2006:** Registered six penalty minutes in five games for Germany in 2006 Winter Olympics in Torino, Italy - his 2nd Olympics. **2004:** Represented Germany in the 2004 World Cup of Hockey, skaing in four games. **2002:** Represented Germany at the 2002 Winter Olympics in Salt Lake City, Utah...Recorded two points (1g, 1a) in seven games as Germany finished tied for fifth at the tournament...Collected three points (1g, 2a) and eight PIM in seven games for Germany at the 2002 World Championships. **2001:** Represented Germany at the 2001 World Championships, collecting one assist and two penalty minutes in seven games...Represented Germany at the World Under-20 Championships (Division 1)...Tied for team lead in points with four points (1g, 3a) in five games. **2000:** Represented Germany at the 2000 World Junior Championships (Pool B)... **1999:** Represented Germany at the 1999 Under-18 World Junior Championships.



Office DEPOT®

Taking Care of Business



**Everything you need to achieve
all your business goals. The smart way.**



CLICK

Visit us online 24/7 at
www.officedepot.com



CALL

800.GO.DEPOT



COME BY


Visit a store near you.
Over 1,000 locations.

The name Office Depot® and the Office Depot® logo are registered trademarks of The Office Club, Inc.
© 2009 Office Depot, Inc. All Rights Reserved.



STILLMAN VS. NHL:

TEAM	GP	G	A	PTS	PIM						
Anaheim	33	9	15	24	12	Detroit	34	13	14	27	18
Atlanta	30	12	13	25	16	Edmonton	35	4	15	19	19
Boston	25	3	11	14	2	Florida	35	13	19	32	14
Buffalo	29	5	12	17	14	Los Angeles	34	11	12	23	15
Calgary	11	5	4	9	6	Minnesota	16	2	6	8	12
Carolina	23	9	16	25	14	Montreal	30	5	16	21	35
Chicago	31	8	7	15	16	Nashville	25	7	15	22	8
Colorado	39	7	11	18	20	New Jersey	23	6	10	16	8
Columbus	18	3	5	8	16	NY Islanders	30	11	12	23	10
Dallas	34	11	9	20	25	NY Rangers	25	7	7	14	6
						Ottawa	31	6	12	18	22
						Philadelphia	34	7	16	23	6
						Phoenix	29	7	15	22	23
						Pittsburgh	28	11	24	35	14
						San Jose	43	16	12	28	18
						St. Louis	30	6	13	19	14
						Tampa Bay	34	12	16	28	14
						Toronto	42	11	29	40	14
						Vancouver	40	15	13	28	12
						Washington	37	11	22	33	22
						NHL TOTALS	902	251	400	651	443



CORY STILLMAN

(KOHR-ee STIHL-mahn)

61

LEFT WING · Shoots Left · 6-0, 192 · Born 12/20/73 in Peterborough, Ontario

AT A GLANCE: Recorded his 250th NHL goal Mar. 28 at Dallas and his 400th NHL assist April 5 vs. Pittsburgh.

HOW ACQUIRED: Signed as an unrestricted free agent on July 1, 2008 to a three-year contract.

2008-09: Completed his 14th NHL season, first with Florida where he served as team's Alternate Captain...Recorded his 400th NHL assist April 5 vs. Pittsburgh...Added two assists Mar. 31 vs. Ottawa...Netted the 250th goal of his NHL career and added two assists Mar. 28 at Dallas...Netted a goal and added an assist Mar. 23 vs. Carolina...Notched a goal and an assist Mar. 3 at Atlanta...Had a six-game point streak (1-6-7) snapped Feb. 19...Recorded a pair of assists Feb. 10 vs. Toronto...Recorded a goal and an assist Feb. 3 at Toronto...Notched three assists Jan. 29 vs. Montreal...Had a five-game point streak (2-4-6) snapped Jan. 19...Recorded a goal and an assist Jan. 17 at Tampa Bay...Netted the game-winning goal Jan. 10 vs. Atlanta...Notched a pair of assists Jan. 3 at Pittsburgh...Notched a goal and an assist Dec. 26 vs. Tampa Bay...Placed on injured reserve (Concussion, 11/2-11/12 and 11/18-12/12)...Had a four-game point streak (4-3-7) snapped Oct. 25...Recorded his third multi-point game (2-1-3) including the game-winner on Oct. 24 vs. San Jose...Recorded his second multi-point game (1-1-2) on Oct. 22 at Ottawa...Scored his first goal and first multi-point game (1-1-2) as a Panther on Oct. 10 at Carolina.

CAREER: 2007-08: Completed his 13th NHL season...Was traded before the trade deadline from Carolina to Ottawa...Recorded his 600th career NHL point with an assist at Montreal Mar. 24...Scored first goal as a Senator vs. Columbus Feb. 21...Made Senators' debut recording his first point, an assist, against Buffalo Feb. 12...Recorded his fourth career hat trick and an assist for four points Nov. 5 at Washington...Scored his sixth GWG of the season at Jan. 21 at NY Islanders...Scored his 20th goal Jan. 12 vs. Colorado for the sixth time in seven seasons...Had 15 multi-point games and three multi-goal games...Had an eight-game point streak from Oct. 20 to Nov. 5 with six goals and eight assists.**2006-07:** Completed his 12th NHL season and second with the Hurricanes... Ranked tied for seventh on the team in assists (22) despite missing the first 31 games of the season following shoulder surgery in August... Assisted on OT GWG Dec. 23 at Florida...Notched three assists Dec. 22 vs. NY Islanders...Posted a pair of assists Dec. 15 vs. Toronto. **2005-06:** Tied for first on the team in assists with 55, matching his career-high... Tied for second on the team in points (76) and was seventh on the team in goals (21)... The Hurricanes were 36-7-5

REGULAR SEASON													PLAYOFFS					
SEASON	TEAM	LEAGUE	GP	G	A	PTS	+/-	PIM	PPG	SHG	GWG		GP	G	A	PTS	PIM	
1990-91	Windsor	OHL	64	31	70	101	-	31	-	-	-		11	3	6	9	8	
1991-92	Windsor	OHL	53	29	61	90	-	59	-	-	-		7	2	4	6	8	
1992-93	Peterborough	OHL	61	25	55	80	-	55	-	-	-		18	3	8	11	18	
1993-94	Saint John	AHL	79	35	48	83	-	52	-	-	-		7	2	4	6	16	
1994-95	Calgary	NHL	10	0	2	2	1	2	0	0	0		-	-	-	-	-	
	Saint John	AHL	63	28	53	81	-	70	-	-	-		5	0	2	2	2	
1995-96	Calgary	NHL	74	16	19	35	-5	41	4	1	3		2	1	1	2	0	
1996-97	Calgary	NHL	58	6	20	26	-6	14	2	0	0		-	-	-	-	-	
1997-98	Calgary	NHL	72	27	22	49	-9	40	9	4	1		-	-	-	-	-	
1998-99	Calgary	NHL	76	27	30	57	7	38	9	3	5		-	-	-	-	-	
1999-00	Calgary	NHL	37	12	9	21	-9	12	6	0	3		-	-	-	-	-	
2000-01	Calgary	NHL	66	21	24	45	-6	45	7	0	4		-	-	-	-	-	
	St. Louis	NHL	12	3	4	7	-2	6	3	0	0		15	3	5	8	8	
2001-02	St. Louis	NHL	80	23	22	45	8	36	6	0	4		9	0	2	2	2	
2002-03	St. Louis	NHL	79	24	43	67	12	56	6	0	4		6	2	2	4	2	
2003-04	Tampa Bay	NHL	81	25	55	80	18	36	11	1	6		21	2	5	7	15	
2004-05	Did Not Play																	
2005-06	Carolina	NHL	72	21	55	76	-9	32	10	0	3		25	9	17	26	14	
2006-07	Carolina	NHL	43	5	22	27	-8	24	1	0	0		-	-	-	-	-	
2007-08	Carolina	NHL	55	21	25	46	-7	14	10	0	6		-	-	-	-	-	
	Ottawa	NHL	24	3	16	19	-8	10	1	0	0		4	2	0	2	2	
2008-09	Florida	NHL	63	17	32	49	1	37	8	0	2		-	-	-	-	-	
	FLORIDA TOTALS:		63	17	32	49	1	37	8	0	2							
	NHL TOTALS:		902	251	400	651	-22	443	93	9	41		82	19	32	51	43	

First NHL Game: 2/6/95 vs. Winnipeg

First NHL Goal: 10/7/95 at Tampa Bay

First NHL Assist/Point: 2/6/95 vs. Winnipeg

Most Goals, Game: 3, (4 times) Last: 11/5/07 vs. Washington

Most Assists, Game: 3, (15 times) Last: 1/29/09 vs. Montreal

Most Points, Game: 4, (6 times) 11/5/07 vs. Washington

Most Penalty Minutes, Game: 15, 11/11/95 vs. Montreal

MILESTONES

CORY STILLMAN (CONTINUED)

when Stillman registered a point... Had 28 points (7-21) in his final 28 games played after returning from a torso injury... Scored a goal and added an assist, matching his previous career-high for assists in a season (55) April 15 at Tampa Bay... Scored his 20th goal of the season April 14 vs. Tampa Bay, sealing his fifth consecutive 20-goal season... Earned his 300th NHL assist with his first of three helpers April 5 at Washington... Scored his 200th career goal and had two assists Mar. 4 at Pittsburgh... Had his career-long 11-game point streak (12/15-1/7: 7-12) snapped Jan. 10 vs. Detroit... Scored a PPG to extend his point streak to 11 games and tie his career-high goal streak of 5 games Jan. 7 at NY Islanders. **PLAYOFFS:** Completed his sixth NHL playoff season and first with Carolina, capturing his second Stanley Cup... Became the sixth player in NHL history to win the Stanley Cup in consecutive seasons with two different teams... Had at least one point in 21 of the 25 playoff games and 14 of the last 15 games (5/14-6/19: 6-13)... Ranked second in the league in playoff scoring with 26 points, tied for fourth in playoff goals (9) and second in playoff assists (17)... Ranked tied for fifth in PPG (4), tied for fourth in power-play assists (7), tied for second in power-play points (11), tied for third in GWG (3), tied for second in shots (75) and tied for fourth in plus/minus (+12) among all NHL players in the 2006 postseason... Matched the franchise record for most points in one playoff series with 10 points in the Eastern Conference Finals vs. Buffalo... Set the franchise record for longest assist streak (5 games) from May 26-June 5. **2004-05:** Did Not Play. **2003-04:** Recorded 80 points (25-55) in 81 games with Tampa Bay, hitting the 80-point mark for the first time... He set new career-highs in games played (81), assists (55), points (80), plus/minus (+18), PPG (11), GWG (6), and time on ice (19:31 per game)... Finished with the team lead in PPG, second in assists and points, tied for second in GWG and was third among forwards in ice time... Hit the 50-assist mark on the season with one helper on Mar. 25 vs. New Jersey... Earned an assist, setting a new career-high for points in a season Mar. 10 at Carolina... Clinched his fourth consecutive 20-goal season with a goal Feb. 25 vs. Atlanta... Had three assists Feb. 5 at Nashville to reach 400 points for his career... Had three assists in the first period Jan. 15 vs. Carolina, tying the Lightning record for most assists in a period... Had two assists and skated in his 600th NHL game Jan. 3 vs. Philadelphia... Recorded his 200th and 201st career assists Nov. 8 vs. Pittsburgh. **PLAYOFFS:** Finished the playoffs with seven points (2-5) in 21 games as he captured his first career Stanley Cup with Tampa Bay... Set career-bests for plus/minus, PIM and SHG... Scored his first career postseason SHG, the first goal of the game, in Game 3 April 27 at Montreal. **2002-03:** Finished fourth on St. Louis with 24 goals and 43 assists... Was tied for third on St. Louis in points... Recorded his 300th NHL point Nov. 7 vs. Columbus... Skated in his 500th NHL game Nov. 15 at Edmonton... Notched 48 (18-30) of his 67 points at even strength... Posted a six-game points streak from Oct. 17-Nov. 2, registering nine points (4-5-9)... Posted a five-game points streak from 11/27-12/5, collecting eight points (4-4-8) in that span... Was plus or even in 60 of 79 contests, posting (+12) overall. **PLAYOFFS:** Appeared in six playoff games with St. Louis, ranking sixth on the team with four points... Registered second career playoff GWG on the power play in Game 1 April 10 at Vancouver. **2001-02:** Ranked seventh on St. Louis with 14 power-play points (6-8-14)... Scored four GWG, tying for third on team... Tallied his third career hat trick Jan. 5 vs. Dallas, marking the second four-point game of his NHL career... Posted a plus or even rating in 62 of his 80 contests, registering plus-8 overall. **2000-01:** Was traded from Calgary to St. Louis Mar. 13 in exchange for Craig Conroy... Registered seven points (3-4-7) and six PIM, appearing in 12 games with St. Louis... Played his 400th NHL game Mar. 28 at Detroit... Registered a career-high eight points (3-5-8) in 15 postseason games... Recorded his 100th NHL goal Dec. 16 vs. Toronto... Recorded his 200th NHL point Nov. 10 vs. Florida. **1999-00:** Missed the majority of the season due to a shoulder injury... Registered five multiple-point games... Posted a five-game goal-scoring streak and a five-game point-scoring streak, recording six points (5-1-6)... Scored three GWG... Recorded his 100th NHL assist Nov. 3 vs. Nashville. **1998-99:** Led Calgary in points (57), PPG (9), SHG (3) and GWG (5)... Recorded 14 multi-point games. **1997-98:** Was tied for first on the Flames in goals with (27)... Finished first among Calgary skaters in PPG (9) and second in points (49)... Registered his first career hat trick Oct. 12 at Detroit... Notched 12 multiple-point games... Played in his 200th NHL game Mar. 20 vs. NY Islanders. **1996-97:** Played in his 100th NHL game Nov. 9 vs. St. Louis... Registered a six-game assist streak and recorded two multi-point games. **1995-96:** Played in his first full NHL season... Scored his 1st NHL SHG Oct. 17 vs. Detroit... Played in his first NHL postseason and recorded two points (1-1-2) in two games. **1994-95:** Split time between Calgary and Saint John (AHL)... Skated in 10 NHL contests, recording 2 assists... Played in his first NHL game Feb. 6 vs. Winnipeg. **NHL ENTRY DRAFT:** Calgary Flames first round pick (sixth overall) in the 1992 NHL Entry Draft.

Your gateway to South Florida's lowest fares.

At Fort Lauderdale-Hollywood International Airport, budget-friendly meets user-friendly. Enjoy the lowest airfares in South Florida, free WiFi, a convenient location that's off I-95 and minutes from Port Everglades and downtown Fort Lauderdale, and over 600 flights a day that take you where you need to go — from Latin America to Canada. Next time you book, choose FLL.



FORT LAUDERDALE-HOLLYWOOD
INTERNATIONAL AIRPORT
BROWARD COUNTY, FLORIDA

fll.net



TARNASKY VS. NHL:

TEAM	GP	G	A	PTS	PIM
Anaheim.....	2	0	0	0	5
Atlanta.....	18	0	0	0	22
Boston.....	11	0	2	2	16
Buffalo.....	11	0	0	0	2
Calgary.....	5	1	2	3	7
Carolina.....	17	0	0	0	7
Chicago.....	1	1	0	1	0
Colorado.....	4	0	1	1	7
Columbus.....	2	0	1	1	0
Dallas.....	2	0	0	0	0

Detroit.....	1	0	0	0	0
Edmonton.....	3	0	1	1	17
Florida.....	16	3	0	3	32
Los Angeles.....	2	0	0	0	0
Minnesota.....	2	0	0	0	0
Montreal.....	10	0	2	2	5
Nashville.....	1	0	0	0	0
New Jersey.....	10	1	0	1	23
NY Islanders.....	10	1	0	1	5
NY Rangers.....	10	0	0	0	2
Ottawa.....	10	1	1	2	4

Philadelphia.....	10	0	1	1	0
Phoenix.....	1	0	0	0	0
Pittsburgh.....	9	1	0	1	10
San Jose.....	2	0	0	0	2
St. Louis.....	3	1	0	1	0
Tampa Bay.....	4	0	0	0	5
Toronto.....	11	0	1	1	5
Vancouver.....	4	0	0	0	12
Washington.....	22	2	3	5	24
NHL TOTALS.....	214	12	15	27	212



NICK TARNASKY

(NIHK tahr-NAS-kee)

74

CENTER · Shoots Left · 6-2, 224 · Born 11/25/84 in Rocky Mountain House, Alberta

AT A GLANCE: Notched his first goal as a Panther April 11 vs. Washington.

HOW ACQUIRED: Traded from Nashville to Florida on November 27, 2008 in exchange for RW Wade Belak.

2008-09: Completed his fourth NHL season, first with Florida...Recorded a NHL career high five assists...Netted his first goal as a Panther April 11 vs. Washington...Recorded an assist April 7 at Philadelphia...Notched an assist Mar. 21 vs. Columbus...Notched an assist Feb. 24 at Boston...Recorded an assist Feb. 21 vs. Boston...Notched an assist Dec. 21 vs. Colorado...Made his Panthers debut Nov. 28 vs. NY Rangers....Recorded his first point of the season with an assist Oct. 23 vs. Calgary.

CAREER: 2007-08: Completed his third NHL season, third with Tampa Bay...Recorded six goals and 10 points in 80 games...Set career highs in games played, goals and points while tying a career high with four assists...Ranked fourth on team in hits (199) and penalty minutes (78)...Scored his sixth goal of the season, a career high, and tied his season high with four shots Mar. 11 vs. NY Islanders...Logged a season high 15:37 of ice time Feb. 7 at Nashville...Netted the game-winner Feb. 5 at St. Louis...Netted a goal and added an assist Jan. 24 vs. Ottawa...Netted two goals Jan. 12 at Florida...Recorded two assists Dec. 27 vs. Montreal. **2006-07:** Spent his first full season with Tampa Bay...Ranked 3rd on the team in penalty minutes (80)...Played in 77 games and recorded five goals and four assists...Logged a season-high 14:28 of ice time April 6 vs. Florida...Recorded the first multi-point game of his career Mar. 10 at Calgary (1-1-2)...Scored the game-winning goal in a shootout, his first career attempt Mar. 1 at Washington...Recorded his first career game-winner Feb. 11 at New Jersey... Scored his first career NHL goal Nov. 28 vs. Washington. **2007 PLAYOFFS:** Played in all six games, averaging 6:13 of ice time per game and recording 10 penalty minutes. **2005-06:** Recorded his first NHL career assist Nov. 5 at Toronto...Made his NHL debut on Oct. 20 vs. Atlanta...Played 12 games with Tampa Bay...Played in 68 games with Springfield and scored 14 goals and 9 assists...Ranked fourth on team in penalty minutes (100). **2004-05:** Made his pro debut with Springfield and played in all 80 games...Scored seven goals and 17 points with 176 penalty minutes...Ranked fifth on team in penalty minutes...Scored a pair of power play goals...Signed with Tampa Bay July 30, 2004. **JUNIOR CAREER:** Finished his WHL career with Lethbridge in 2003-04, scoring 26 goals and 23 assists in 71 games...Led Hurricanes in goals and was tied for first in points...Ranked second on team in power play goals (7)...Split the 2002-03 season between Kelowna and Lethbridge playing 69 games and recording 9 goals and 20 assists...Entered the WHL with Vancouver in 2001-02 playing in 10 games and scoring 1 goal...Began season with Drayton Valley of the AJHL, appearing in 20 games recording seven goals and four assists before entering the WHL.

REGULAR SEASON												PLAYOFFS				
SEASON	TEAM	LEAGUE	GP	G	A	PTS	+/-	PIM	PPG	SHG	GWG	GP	G	A	PTS	PIM
2001-02	Vancouver	WHL	10	1	0	1	-1	5	0	0	0	-	-	-	-	-
2002-03	Kelowna	WHL	39	4	12	16	-5	39	2	0	-	-	-	-	-	-
	Lethbridge	WHL	30	5	8	13	-4	45	1	0	-	-	-	-	-	-
2003-04	Lethbridge	WHL	71	26	23	49	-10	108	7	0	-	-	-	-	-	-
2004-05	Springfield	AHL	80	7	10	17	-29	176	2	0	0	-	-	-	-	-
2005-06	Tampa Bay	NHL	12	0	1	1	-3	4	0	0	0	-	-	-	-	-
	Springfield	AHL	68	14	9	23	-8	100	3	0	2	-	-	-	-	-
2006-07	Tampa Bay	NHL	77	5	4	9	-6	80	0	0	1	6	0	0	0	10
2007-08	Tampa Bay	NHL	80	6	4	10	-15	78	1	0	1	-	-	-	-	-
2008-09	Nashville	NHL	11	0	1	1	1	17	0	0	0	-	-	-	-	-
	Florida	NHL	34	1	5	6	-2	33	0	0	0	-	-	-	-	-
	FLORIDA TOTALS:		34	1	5	6	-2	33	0	0	0	-	-	-	-	-
	NHL TOTALS:		214	12	15	27	-25	212	1	0	2	6	0	0	0	10

First NHL Game: 10/20/05 vs. Atlanta
First NHL Goal: 11/28/06 vs. Washington
First NHL Assist/Point: 11/5/05 at Toronto
Most Goals, Game: 2, 1/12/08 at Florida

Most Assists, Game: 2, 12/27/07 vs. Montreal
Most Points, Game: 2, (4 times) Last: 1/24/08 vs. Ottawa
Most Penalty Minutes, Game: 20, 11/5/07 at Florida

MILESTONES



VOKOUN VS. NHL:

TEAM	GP	MINS	GA	SO	W	L	T	GAA
Anaheim	21	1216	54	1	8	11	2	2.66
Atlanta	16	973	39	1	9	6	1	2.40
Boston	13	687	32	1	4	6	2	2.79
Buffalo	11	671	25	0	4	5	2	2.24
Calgary	21	1192	39	1	12	3	4	1.96
Carolina	21	1237	55	1	9	6	5	2.67
Chicago	24	1377	59	2	10	10	4	2.57
Colorado	19	1097	55	1	8	9	2	3.01
Columbus	28	1636	60	3	19	7	1	2.20
Dallas	24	1417	60	0	6	17	1	2.54
Detroit	34	1817	97	1	9	17	4	3.20
Edmonton	19	1141	56	1	6	9	4	2.94
Florida	5	290	13	0	1	2	2	2.69
Los Angeles	17	894	43	0	4	10	1	2.89
Minnesota	16	905	36	2	6	6	3	2.39

Montreal	12	615	27	0	3	4	3	2.63
Nashville	2	120	4	1	1	1	0	2.00
New Jersey	12	657	27	2	5	4	1	2.47
NY Islanders	13	760	25	3	9	4	0	1.87
NY Rangers	12	688	30	1	6	5	1	2.62
Ottawa	9	483	28	0	2	6	0	3.48
Philadelphia	13	726	32	0	4	5	3	2.64
Phoenix	20	1207	52	2	11	8	1	2.58
Pittsburgh	16	950	42	2	6	7	3	2.65
San Jose	23	1346	59	2	14	8	1	2.63
St. Louis	26	1495	50	1	12	10	3	2.01
Tampa Bay	17	946	46	0	7	6	2	2.92
Toronto	9	546	18	1	6	1	2	1.98
Vancouver	23	1117	44	1	9	7	2	2.36
Washington	16	957	37	0	7	9	0	2.32
NHL TOTALS	512	29163	1244	31	217	211	25	2.56



TOMAS VOKOUN

(TAH-muhz voh-KOON)

29

GOALTENDER · Catches Right · 6-0, 205 · Born 7/2/76 in Karlovy Vary, Czech Republic

AT A GLANCE: Played in his 500th NHL game Mar. 7 vs. St. Louis.

HOW ACQUIRED: Traded from Nashville to Florida on June 22, 2007 in exchange for Florida's 1st round selection in 2008, 2nd round selection in 2007 and a 2nd round selection in 2008.

2008-09: Completed his 10th NHL season, second with Florida...Ranked second among NHL goaltenders in save percentage (.926)...Recorded a NHL career high six shutouts and was ranked tied for sixth in the league (Ward-CAR, Mason-STL, Conklin-DET)...Ranked eighth in the NHL in shots faced (1856, 59GP)... Named Mayors Three Stars player of the year...Made 37 saves April 11 vs. Washington in a 7-4 win...Played in his 500th NHL game Mar. 7 vs. St. Louis...Named the NHL's second star of the week on Feb. 23, recording 2 shutouts and stopping 115 of 118 shots (Feb. 16-22)...Made 41 saves for his sixth shutout of the season Feb. 21 vs. Boston...Recorded the 30th shutout of his NHL career Feb. 17 vs. New Jersey...Stopped 42 shots for his fourth shutout of the season Feb. 12 at Carolina...Earned his 200th NHL win Jan. 6 at Toronto...Recorded his third shutout of the season, stopping 27 shots in a 3-0 win over Nashville on Dec. 23...Recorded the second shutout of the season, stopping 23 shots in a 3-0 victory vs. Colorado on Dec. 21...Stopped 47 of 50 shots for the win Oct. 24 vs. San Jose...Recorded his first shutout of the season, stopping 31 shots in a 2-0 victory Oct. 18 vs. NY Islanders...Stopped 31 of 33 shots for his first win of the season Oct. 11 vs. Atlanta.

CAREER: 2007-08: Completed ninth NHL season, first with Florida...Represented the Eastern Conference in the 2008 NHL All-Star Game...Named BankAtlantic Team MVP...Led the NHL in shots faced (2213) and saves made (2033)...At the end of the second period Feb. 19 at Pittsburgh, Vokoun surpassed the 25,000 minutes played mark in his NHL career...Recorded his 25th career NHL shutout stopping all 24 shots Feb. 5 at Toronto...Recorded at least

REGULAR SEASON												PLAYOFFS					
SEASON	TEAM	LEAGUE	GP	W	LT/OT	MIN	GA	SO	GAA	SV%		GP	W	L	GAA	SV%	
1993-94	HC Kladno	Czech	1	0	0	0	20	2	0	6.01	-	-	-	-	-	-	-
	Czech Rep.	EJC	5	-	-	-	300	11	-	2.20	-	-	-	-	-	-	-
1994-95	HC Kladno	Czech	26	-	-	-	1368	70	-	3.07	-	5	-	-	-	4.75	-
1995-96	Wheeling	ECHL	35	20	10	2	1912	117	0	3.67	-	7	4	3	2.61	-	-
	Fredericton	AHL	-	-	-	-	-	-	-	-	-	1	0	1	4.09	-	-
	Czech Rep.	WJC	6	2	2	2	356	21	1	3.54	-	-	-	-	-	-	-
1996-97	Montreal	NHL	1	0	0	0	20	4	0	12.00	.714	-	-	-	-	-	-
	Fredericton	AHL	47	12	26	7	2645	154	2	3.49	.902	-	-	-	-	-	-
1997-98	Fredericton	AHL	31	13	13	2	1735	90	0	3.11	.907	-	-	-	-	-	-
1998-99	Nashville	NHL	37	12	18	4	1953	96	1	2.95	.908	-	-	-	-	-	-
	Milwaukee	IHL	9	3	2	4	539	22	1	2.45	.920	2	0	2	3.22	.909	-
1999-00	Nashville	NHL	33	9	20	1	1875	87	1	2.78	.904	-	-	-	-	-	-
	Milwaukee	IHL	7	5	2	0	364	17	0	2.80	.921	-	-	-	-	-	-
2000-01	Nashville	NHL	37	13	17	5	2088	85	2	2.44	.910	-	-	-	-	-	-
2001-02	Nashville	NHL	29	5	14	4	1470	66	2	2.69	.903	-	-	-	-	-	-
2002-03	Nashville	NHL	69	25	31	11	3974	146	3	2.20	.918	-	-	-	-	-	-
	Czech Rep.	WC	7	-	-	-	389	14	1	2.16	-	-	-	-	-	-	-
2003-04	Nashville	NHL	73	34	29	10	4221	178	3	2.53	.909	6	2	4	2.02	.939	-
	Czech Rep.	WC	6	5	1	0	370	7	2	1.14	-	-	-	-	-	-	-
2004-05	Czech Rep.	W-Cup	5	2	3	0	302	15	0	2.98	-	-	-	-	-	-	-
	HC Znojemssti	Czech	27	-	-	-	1599	69	3	2.59	-	-	-	-	-	-	-
	HIFK Helsinki	Finland	19	11	4	4	1149	35	2	1.83	-	4	0	3	3.51	-	-
	Czech Rep.	WC	8	7	1	0	499	9	2	1.08	-	-	-	-	-	-	-
2005-06	Nashville	NHL	61	36	18	7	3600	160	4	2.67	.919	-	-	-	-	-	-
	Czech Rep.	OLY	7	3	4	0	342	14	1	2.46	-	-	-	-	-	-	-
2006-07	Nashville	NHL	44	27	12	4	2601	104	5	2.40	.920	5	1	4	2.96	.902	-
2007-08	Florida	NHL	69	30	29	8	4031	180	4	2.68	.919	-	-	-	-	-	-
2008-09	Florida	NHL	59	26	23	6	3324	138	6	2.49	.926	-	-	-	-	-	-
	FLORIDA TOTALS:		128	56	52	14	7354	318	10	2.59	.922	-	-	-	-	-	-
	NHL TOTALS:		512	217	211	25	29163	1244	31	2.56	.915	11	3	8	2.47	.922	-

First NHL Game: 2/6/97 at Philadelphia

First NHL Win: 12/10/98 vs. San Jose

First NHL Shutout: 1/15/99 vs. Phoenix

Most Saves, Game: 50, 12/23/98 vs. Detroit

Most Goals Allowed, Game: 7 (2 times), 10/5/06 vs. Chicago

MILESTONES

TOMAS VOKOUN (CONTINUED)

25 wins for the fifth consecutive season...Led all NHL goaltenders with six assists...Recorded his first win with the Panthers and 22nd career shutout, stopping 29 shots Oct. 11 vs. New Jersey. **2006-07:** Tied a franchise record with a career-high five shutouts...Ranked fifth in the NHL in SV% (.920) and tied for sixth in shutouts (5)...Notched at least 25 wins for the fourth straight season...Established a career-high in shutouts with his fifth of the season vs. Edmonton Mar. 24...Posted his fourth shutout of the season vs. San Jose Feb. 14... Made 36 saves to post his third shutout of the season vs. Anaheim Feb. 3...Made 22 saves in his second shutout of the season vs. Columbus Jan. 12...Missed 20 games with a hand injury from Nov. 25-Jan. 6...Made 21 saves on 21 shots before leaving the game with a hand injury vs. Vancouver Nov. 23...Made 38 saves in his 17th career shutout at NY Rangers Oct. 18. **2007 POSTSEASON:** Made 38 saves, a 2007 post-season high, in Game 3 of the WCQ at San Jose... Earned his first playoff win since the 2004 post-season with 22 saves in Game 2 of the WCQ vs. San Jose April 13... Made 33 saves on 38 shots and played 87:31 in Game 1 of the WCQ vs. San Jose April 11. **2005-06:** Finished fourth in balloting for the 2005-06 Vezina Trophy and 16th in the voting for the Hart Trophy...Tied for fifth in the NHL with a career-high .919 SV% and ranked sixth in the league with a career-high 36 wins...Posted a career-high four shutouts...Named the NHL Defensive Player of the Week for the week of Mar. 13-19 after going 3-0-0 with a 1.34 GAA, .951 SV% and two shutouts...Registered back-to-back shutouts Mar. 14 (5-0 vs. Vancouver) and Mar. 16 (2-0 vs. Phoenix)... Named the NHL Defensive Player of the Week for the week of Nov. 28-Dec. 4 after posting a 3-0-0 record with a 1.30 GAA and a .952 SV%...Played in his 300th career game Dec. 3 vs. Philadelphia...Matched a career-high with a seven-game winning streak from Oct. 5 - Oct. 25...Earned his 100th NHL win Oct. 8 vs. Anaheim...Missed the final eight games of the regular season and the playoffs due to a blood condition. **2004-05:** Opened the season with HC Znojemsti (Czech) and appeared in 27 contests... Joined HIFK Helsinki (Finland) and posted a record of 11-4-4 in 19 games. **2003-04:** Played for the Western Conference at the 2004 NHL All-Star Game, stopping eight of 12 shots in the second period...Broke his own career-highs in games played (73) and minutes played (4221)...Tied for second in the NHL in games played, tied for third in wins, tied for third in shots faced (1958) and ranked fourth in minutes played...Led league goalies with a career-high 35 PIM...Named NHL Defensive Player of the Week for the week of Nov. 24 - Nov. 30 (4-0-0, 1.50 GAA, .950 SV%)...Posted a career-high, seven-game winning streak from Nov. 21-Dec. 4...Backstopped the Predators in all six of their post-season games...Tied for first among playoff goalies with a .939 SV%...The goalie of record for Nashville's first playoff win April 11 vs. Detroit and first shutout April 13 vs. Detroit...Made 41 saves in each of the Predators' two playoff wins...The most saves he made in a 2003-04 regular-season game was 40 on Dec. 3 at Carolina. **2002-03:** Established career-highs in consecutive starts (38) and GAA (2.20)...Ranked third in the NHL in games played (69), tied for eighth in GAA and tied for 10th in SV% (.918)...Played in 57 of Nashville's last 58 contests of the season and started the last 38 games of 2002-03...Went 21-22-9 after assuming the No. 1 goalie's position Dec. 12...Registered back-to-back shutouts Feb. 25 (5-0 vs. Columbus) and Feb. 27 (6-0 vs. Pittsburgh)...Faced five penalty shots (three saves, two goals), tying a modern-era NHL record. **2001-02:** Played 29 games, his fewest in a single season with Nashville...Made a season-high 41 saves Oct. 20 vs. Boston. **2000-01:** Faced penalty shots in consecutive starts Mar. 19 at Columbus (David Vyborny, goal) and Mar. 22 at Chicago (Alexei Zhamnov, no goal). **1999-00:** Became the first Predator to earn NHL Player of the Week honors after posting a record of 3-0-0, one shutout, a 1.33 GAA and a .960 SV% during the week of Dec. 27-Jan. 2...Spent two stretches (Nov. 16-21 and Dec. 12-22) with Milwaukee (IHL). **1998-99:** Ranked second among NHL rookie goaltenders with 12 wins and tied for first with 37 games played... Posted the first shutout of his career and first in Predators history Jan. 15 vs. Phoenix (31 saves)...Was runner-up for the NHL Rookie of the Month award for Dec. 1998...Recorded a career-high 50 saves in a 5-3 victory over Detroit Dec. 23...Notched his first NHL victory Dec. 10 vs. San Jose...Was recalled from Milwaukee (IHL) Oct. 26 and made his Predators debut on Nov. 7 at Vancouver. **NHL ENTRY DRAFT:** Montreal's 11th selection (226th overall) in the 1994 draft.

INTERNATIONAL: 2006: Captured a Bronze Medal with the Czech Republic at the 2006 Winter Olympic Games. **2005:** Won a Gold Medal with the Czech Republic at the 2005 World Championships in Austria...Awarded the Directorate's Best Goaltender Award and was selected to the tournament All-Star team...Posted a 7-1 record at the World Championships and ranked second in SV% (.953) and GAA (1.08). **2004:** Represented the Czech Republic at the 2004 World Cup of Hockey... Played for the tournament-host Czech Republic at the 2004 World Championships, and was voted one of the Czechs' top three players by tournament coaches...Posted a record of 5-1-0 with two shutouts and ranked second among tournament goalies in SV% (.944) and GAA (1.14). **2003:** Played for the Czech Republic at the 2003 World Championships notching a 4-1-1 record, one shutout and a 2.16 GAA.





WEISS VS. NHL:

TEAM	GP	G	A	PTS	PIM						
Anaheim	4	0	5	5	2	Detroit	6	1	2	3	2
Atlanta	35	3	12	15	14	Edmonton	5	1	0	1	0
Boston	19	2	7	9	16	Florida	20	1	0	1	0
Buffalo	21	5	9	14	6	Los Angeles	4	0	0	0	2
Calgary	5	0	0	0	0	Minnesota	4	0	4	4	0
Carolina	31	7	12	19	6	Montreal	20	6	7	13	10
Chicago	5	0	2	2	0	Nashville	5	0	3	3	4
Colorado	6	1	5	6	2	New Jersey	20	4	7	11	6
Columbus	4	1	2	3	2	NY Islanders	21	5	6	11	2
Dallas	7	1	4	5	2	NY Rangers	19	3	5	8	12
						Ottawa	18	4	1	5	4
						Philadelphia	20	1	7	6	14
						Phoenix	3	1	0	1	0
						Pittsburgh	20	5	7	9	10
						San Jose	4	1	1	2	0
						St. Louis	5	1	0	1	0
						Tampa Bay	33	7	12	19	6
						Toronto	20	6	9	15	2
						Vancouver	6	1	4	5	0
						Washington	31	8	16	24	25
						NHL TOTALS	401	75	149	224	139



STEPHEN WEISS

9

(STEE-vehn WIGHS)

CENTER · Shoots Left · 5-11, 191 · Born 4/3/83 in Toronto, Ontario

AT A GLANCE: Recorded an NHL career high 47 assists and 61 points.

HOW ACQUIRED: Florida's first choice (4th overall) in the 2001 NHL Entry Draft. Signed a six-year contract extension on August 23, 2007.

2008-09: Completed his seventh NHL season, seventh with Florida...Served as team's Alternate Captain for second consecutive season... Had NHL career highs and lead team in assists (47), points (61) and plus/minus rating (19)...Ranked 24th overall among NHL forwards and ranked 26th overall in assists...Notched a goal and added an assist April 11 vs. Washington...Notched a goal and added an assist Mar. 28 at Dallas...Tallied two points (1-1-2) including the first short handed goal of his NHL career Mar. 19 vs. Toronto...Tallied two assists Mar. 14 vs. Tampa Bay...Notched three assists to record a career high most assists in a game Mar. 3 vs. Atlanta...Scored a goal and added two assists Mar. 1 vs. Washington...Notched the game-winning goal and an assist Feb. 17 vs. New Jersey...Picked up a pair of assists Feb. 15 vs. Washington...Recorded a goal and two assists Feb. 3 at Toronto...Notched the game-winning goal and added two assists to tie a career high in points Jan. 29 vs. Montreal...Has a five-game point streak (1-6-7) snapped Jan. 10...Recorded a goal and an assist Jan. 6 at Toronto...Picked up a pair of assists Jan. 3 at Pittsburgh...Notched a goal and an assist Dec. 27 at Tampa Bay...Scored the shootout game-winner Dec. 12 at Calgary...Netted the game-winner Dec. 11 at Edmonton...Netted the game-winner in overtime Dec. 8 at Ottawa...Scored a goal and added an assist Nov. 30 at NY Rangers...Picked up a pair of assists Nov. 26 vs. New Jersey...Tallied two assists Nov. 9 at Anaheim...Placed on injured reserve (Groin, 10/25-11/06)...Notched a goal and an assist Oct. 11 vs. Atlanta...Recorded his first point of the season with an assist Oct. 10 vs. Carolina.

CAREER: 2007-08: Completed his sixth NHL season, sixth with Florida...Set a NHL career-high in assists (29)...Was third on the Panthers with a plus-14 rating... Completed his first season serving as team's Alternate Captain...Scored the GWG in a 3-2 win at Montreal Dec. 18...Scored the GWG in a 1-0 win at St. Louis Dec. 13... Scored the shootout GWG in the 11th round Nov. 28 at Washington...Had a four-game point streak (1-4-5) from Oct. 11-18 and from Oct. 26-Nov. 2 (0-4-4). **2006-07:** Completed his fifth season in the NHL, fifth with Florida...Became the youngest Panther ever to be named Alternate Captain Mar. 6 at Atlanta...Recorded career-highs in goals (20), assists (28) and points (48)...Scored a team high 10 PPG...Notched two assists Mar. 30 vs. Washington...Scored his 20th goal of the season Mar. 27 at Tampa Bay...Netted a goal and two assists on Mar. 15 vs. Buffalo...Scored two goals Mar. 3 vs. Tampa Bay...Picked up a goal and two assists Feb. 24 vs. Boston...Had a goal and two assists Feb. 17 vs. Tampa Bay...Posted two assists Jan. 8 at Minnesota...Notched a pair of assists including his 100th career NHL point on Feb. 1 vs. Washington...Recorded the first hat trick of his NHL career Jan. 13 vs. Washington...Scored a goal and two assists Jan. 11 at Carolina...Scored a PPG and an assist Dec. 7 vs. Buffalo...Scored first goal of the season, a PPG Oct. 9 at Toronto. **2005-06:** Completed his fourth NHL season, fourth with Florida...Set a career-high in NHL PPG (5)...Recorded four multi-point games (Nov. 25 vs. Pittsburgh, Nov. 9 vs. NY Rangers, Nov. 1 at Montreal, Oct. 25 at Pittsburgh)... Scored a pair of goals Nov. 1 at Montreal...Scored his first goal of the season, GWG, and added an

REGULAR SEASON											PLAYOFFS					
SEASON	TEAM	LEAGUE	GP	G	A	PTS	+/-	PIM	PPG	SHG	GWG	GP	G	A	PTS	PIM
1999-00	Plymouth	OHL	64	24	42	66	-	35	-	-	-	23	8	18	26	18
2000-01	Plymouth	OHL	62	40	47	87	28	45	16	1	6	18	7	16	23	10
2001-02	Plymouth	OHL	46	25	45	70	38	69	2	3	5	6	2	7	9	13
	Canada	WJC	6	3	1	4	3	6	1	0	0	-	-	-	-	-
	Florida	NHL	7	1	1	2	0	0	1	0	0	-	-	-	-	-
2002-03	Florida	NHL	77	6	15	21	-13	17	0	0	2	-	-	-	-	-
2003-04	San Antonio	AHL	10	6	3	9	-1	14	3	0	0	-	-	-	-	-
	Florida	NHL	50	12	17	29	-10	10	3	0	2	-	-	-	-	-
2004-05	San Antonio	AHL	62	15	23	38	-1	38	7	0	4	-	-	-	-	-
	Chicago	AHL	18	7	9	16	8	12	1	0	0	18	2	7	9	17
2005-06	Florida	NHL	41	9	12	21	-2	22	5	0	1	-	-	-	-	-
2006-07	Florida	NHL	74	20	28	48	-1	28	10	0	1	-	-	-	-	-
2007-08	Florida	NHL	74	13	29	42	14	40	4	0	4	-	-	-	-	-
2008-09	Florida	NHL	78	14	47	61	19	22	4	1	4	-	-	-	-	-
FLORIDA TOTALS:			401	74	149	224	7	139	27	1	14	-	-	-	-	-
NHL TOTALS:			401	75	149	224	7	139	27	1	14	-	-	-	-	-

First NHL Game: 4/3/02 vs. Pittsburgh

First NHL Goal/Point: 4/3/02 vs. Pittsburgh

First NHL Assist: 4/8/02 at Philadelphia

Most Goals, Game: 3, 1/13/07 vs. Washington

Most Assists, Game: 3, 3/3/09 at Atlanta

Most Points, Game: 3, (11 times) Last: 3/3/09 at Atlanta

Most Penalty Minutes, Game: 7, 1/11/03 at Washington

MILESTONES

STEPHEN WEISS (CONTINUED)

assist Oct. 25 at Pittsburgh...Placed on injured reserve with a wrist injury retroactive to Jan. 1. **2004-05:** Split the season between the San Antonio Rampage (AHL) and the Chicago Wolves (AHL)...Appeared in 62 contests with San Antonio, going 15-23-38 with 38 PIM.... Led the Rampage with career-highs in goals (15), points (38), PPG (7), GWG (4) and multi-point games (7)...Loaned to Chicago on Mar. 8, finishing the AHL regular season with the Wolves, going 7-9-16 with 12 PIM in 18 games...Debuted in first career postseason, going 2-7-9 with 17 PIM in 18 games...Helped Chicago reach the Calder Cup Finals. **2003-04:** Completed his third NHL season, third with Florida...Posted NHL career-highs for goals (12), assists (17), points (29) and PPG (3) with 10 PIM in 50 games...Missed the final three games of the regular season with a broken leg suffered Mar. 29 vs. Carolina...Recorded a four-game point streak (1-4-5) from Mar. 17-23...Missed 16 games Feb. 3 - Mar. 6 with a knee injury sustained Jan. 31 at NY Islanders...Set a single-game career-high with a three-point effort (1-2-3) Jan. 21 vs. Colorado...Tallied the GWG in a 1-0 win vs. Columbus Jan. 3...Played in his 100th career NHL game Dec. 10 vs. Boston...Posted first career NHL two-goal game Nov. 28 at Buffalo...Recorded a three-game goal streak Nov. 21-24 and also tallied an assist in each game (3-3-6)...Scored the GWG in OT Nov. 22 at Washington and also notched an assist in the game...Started the season in San Antonio (AHL), notching nine points (3-6-9) in 10 games, before being recalled for the remainder of the season Nov. 6. **2002-03:** Completed second NHL season (first full season) with Florida, going 6-15-21 with 17 PIM in 77 games...Scored the GWG and added an assist Mar. 3 at Toronto...Missed five games Feb. 18-26 with a broken toe sustained Feb. 15 vs. Washington...Notched a goal and an assist for the Eastern Conference in the Topps/NHL YoungStars Game at the BankAtlantic Center Feb. 1...Scored the GWG in OT Jan. 25 vs. Carolina...Assisted on GWG at Colorado Jan. 2...Scored his first goal of the season Nov. 22 at Phoenix...Posted assists in three straight games Oct. 12-17. **2001-02:** Made his NHL debut, playing seven games with Florida, going 1-1-2...Notched his first NHL assist on Sandis Ozolinsh's goal April 8 at Philadelphia...Scored his first NHL goal in his first NHL game Apr. 3 vs. Pittsburgh on his 19th birthday...Went 25-45-70 with 69 PIM in 46 games with Plymouth (OHL)...Led team in assists, points and plus/minus (plus-38), tied for first in GWG (5) and SHG (3) and was third in goals...Finished fifth in OHL plus/minus...Went 2-7-9 with 13 PIM in six playoff games, leading Plymouth in assists and points...Both playoff goals were GWG...Selected to play in 2002 Hershey Cup All-Star Series for the OHL West Team, but sat out the game with injury. **2000-01:** Played 62 games with Plymouth (OHL), scoring 40-47-87, with 45 PIM...Led Plymouth in goals, assists and points...Finished ninth in OHL points and 10th in goals...Posted team-leading 23 points (7-16-23 in 18 games) in the playoffs, helping Plymouth reach the OHL Finals...Named OHL Player of the Week Oct. 29...Named OHL Player of the Month for October (12-9-21 in 11 games)...Recorded 22 points (8-14-22) in 10-game scoring streak Oct. 20-Nov. 16...Played for OHL Western Conference Team in the 2001 CHL All-Star Cup Jan. 24 in Guelph, Ontario, notching a goal...Voted the Western Conference's Smartest Player and Best Stickhandler in the 2001 OHL Coaches Poll...Was a finalist for Best Playmaker in the poll. **1999-00:** Named Plymouth's Rookie of the Year and a finalist for OHL Rookie of the Year, going 24-42-66 with 35 PIM in 62 games...Tied for third in team points and finished fourth in goals and assists...Finished second in playoff points (8-18-26 in 23 games) and playoff assists for Plymouth, helping lead his team to the OHL Finals.

INTERNATIONAL: 2002: Represented Silver Medal-winning Canada in the 2002 World Junior Championships in the Czech Republic, going 3-1-4 in six games. **2001:** Was a member of Canada's Gold Medal-winning team at the Four Nations Under-18 Tournament in Slovakia and was named tourney's Best Forward.



2009-2010
IN THE SYSTEM







PETER ASTON

DEFENSE · Shoots Right · 6-1, 205 · Born 2/24/86 in Toronto, Ontario

HOW ACQUIRED: Florida's fifth choice (155th overall) in the 2006 NHL Entry Draft.

REGULAR SEASON								PLAYOFFS				
SEASON	TEAM	LEAGUE	GP	G	A	PTS	PIM	GP	G	A	PTS	PIM
2003-04	Peterborough	OHL	36	2	3	5	17	-	-	-	-	-
2004-05	Peterborough	OHL	52	0	15	15	16	14	0	4	4	6
2005-06	Peterborough	OHL	16	4	15	19	10	-	-	-	-	-
	Windsor	OHL	49	12	21	33	21	7	2	1	3	2
2006-07	Assat Pori	FNL	21	2	1	3	14	-	-	-	-	-
	Oshawa	OHL	41	8	24	32	38	9	1	7	8	8
2007-08	Rochester	AHL	56	3	10	13	35	-	-	-	-	-
	Florida	ECHL	6	1	2	3	4	2	0	1	1	2
2008-09	Rochester	AHL	53	2	8	10	24	-	-	-	-	-




LUKE BEAVERSON

DEFENSE · Shoots Left · 6-4, 220 · Born 12/11/84 in St. Paul, Minnesota

HOW ACQUIRED: Florida's seventh choice (283rd overall) in the 2004 NHL Entry Draft.

REGULAR SEASON								PLAYOFFS				
SEASON	TEAM	LEAGUE	GP	G	A	PTS	PIM	GP	G	A	PTS	PIM
2002-03	Green Bay	USHL	44	2	3	5	69	-	-	-	-	-
2003-04	Green Bay	USHL	57	1	6	7	141	-	-	-	-	-
2004-05	U. of Alaska-Anchorage	NCAA	37	0	2	2	48	-	-	-	-	-
2005-06	U. of Alaska-Anchorage	NCAA	34	1	3	4	53	-	-	-	-	-
2006-07	U. of Alaska-Anchorage	NCAA	37	5	4	9	44	-	-	-	-	-
2007-08	Rochester U. of Alaska-Anchorage	AHL	6	0	0	0	13	-	-	-	-	-
2008-09	U. of Alaska-Anchorage	NCAA	30	1	2	3	24	-	-	-	-	-
	Rochester	AHL	15	0	1	1	21	-	-	-	-	-
	Florida	ECHL	28	0	3	3	36	-	-	-	-	-



CHRIS BECKFORD-TSEU

GOALTENDER · Catches Left · 6-2, 220 · Born 6/22/84 in Toronto, Ontario

HOW ACQUIRED: Signed as a free agent on July 3, 2008.

REGULAR SEASON										PLAYOFFS						
SEASON	TEAM	LEAGUE	GP	W	L	T	MIN	GASO	GAA	GP	W	L	MIN	GASO	GAA	
2001-02	Oshawa	OHL	7	2	3	0	341	19	0.334	5	1	4	310	16	0.310	
	Guelph	OHL	5	2	0	0	207	16	0.464	-	-	-	-	-	-	
2002-03	Oshawa	OHL	54	25	26	2	2978	157	4.316	13	6	7	727	48	1.396	
2003-04	Oshawa	OHL	9	1	5	2	495	28	0.339	-	-	-	-	-	-	
	Kingston	OHL	40	16	19	2	2226	121	3.326	5	1	4	303	18	0.356	
2004-05	Peoria	ECHL	29	11	12	3	1594	72	1.271	-	-	-	-	-	-	
	Worcester	AHL	1	0	0	0	29	0	0.000	-	-	-	-	-	-	
2005-06	Alaska	ECHL	19	16	1	2	1152	36	2.187	12	8	4	795	27	3.204	
	Peoria	AHL	16	7	5	1	737	38	0.310	4	0	4	238	15	0.378	
2006-07	Peoria	AHL	29	12	11	4	1654	75	1.272	-	-	-	-	-	-	
	Alaska	ECHL	7	7	0	0	426	9	2.127	-	-	-	-	-	-	
2007-08	Alaska	ECHL	16	12	4	0	921	36	1.234	2	-	2	-	7	0.427	
	Peoria	AHL	34	15	14	2	1871	82	1.263	-	-	-	-	-	-	
	St. Louis	NHL	1	0	0	0	26	1	0.222	-	-	-	-	-	-	
2008-09	Rochester	AHL	22	3	14	1	1112	73	0.394	-	-	-	-	-	-	
	Florida	ECHL	1	0	0	1	65	5	0.462	-	-	-	-	-	-	
	Phoenix	ECHL	12	2	7	1	577	49	0.509	-	-	-	-	-	-	
NHL Totals:			1	0	0	0	26	1	0.222	-	-	-	-	-	-	

DAVID BRINE

RIGHT WING · Shoots Left · 6-1, 201 · Born 1/6/85 in Truro, Nova Scotia

HOW ACQUIRED: Signed as an unrestricted free agent on September 14, 2006.

REGULAR SEASON								PLAYOFFS				
SEASON	TEAM	LEAGUE	GP	G	A	PTS	PIM	GP	G	A	PTS	PIM
2002-03	Truro	MJHL	52	21	32	53	29	-	-	-	-	-
2003-04	Halifax	QMJHL	70	22	25	47	20	-	-	-	-	-
2004-05	Halifax	QMJHL	67	14	37	51	36	13	6	7	13	8
2005-06	Halifax	QMJHL	70	34	66	100	80	11	1	5	6	23
	Manitoba	AHL	-	-	-	-	-	9	0	1	1	2
2006-07	Florida	ECHL	52	9	21	30	22	15	6	4	10	22
	Rochester	AHL	22	4	4	8	4	-	-	-	-	-
2007-08	Rochester	AHL	66	9	11	20	26	-	-	-	-	-
	Florida	NHL	9	0	1	1	4	-	-	-	-	-
2008-09	Rochester	AHL	79	8	23	31	35	-	-	-	-	-
	FLORIDA TOTALS:		9	0	1	1	4	-	-	-	-	-
	NHL Totals:		9	0	1	1	4	-	-	-	-	-




BRADY CALLA

RIGHT WING · Shoots Right · 6-1, 200 · Born 3/14/88 in Vancouver, British Columbia

HOW ACQUIRED: Florida's second choice (73rd overall) in the 2006 NHL Entry Draft.

REGULAR SEASON								PLAYOFFS				
SEASON	TEAM	LEAGUE	GP	G	A	PTS	PIM	GP	G	A	PTS	PIM
2003-04	Everett	WHL	3	0	0	0	0	-	-	-	-	-
2004-05	Everett	WHL	68	11	10	21	38	11	1	1	2	0
2005-06	Everett	WHL	66	8	25	33	52	11	1	2	3	4
2006-07	Everett	WHL	29	3	6	9	23	-	-	-	-	-
2007-08	Moose Jaw	WHL	39	12	20	32	19	-	-	-	-	-
	Moose Jaw	WHL	14	2	8	10	10	-	-	-	-	-
	Kamloops	WHL	52	10	20	30	52	4	0	2	2	4
2008-09	Rochester	AHL	6	2	2	4	2	-	-	-	-	-
	Rochester	AHL	8	0	1	1	9	-	-	-	-	-
	Kamloops	WHL	19	5	8	13	31	-	-	-	-	-
	Spokane	WHL	31	11	14	25	27	12	1	3	4	6



MICHAEL CARUSO

DEFENSE · Shoots Left · 6-2, 191 · Born 7/5/88 in Mississauga, Ontario

HOW ACQUIRED: Florida's third choice (103rd overall) in the 2006 NHL Entry Draft.

REGULAR SEASON								PLAYOFFS				
SEASON	TEAM	LEAGUE	GP	G	A	PTS	PIM	GP	G	A	PTS	PIM
2004-05	Guelph Storm	OHL	56	0	3	3	31	4	0	0	0	2
2005-06	Guelph Storm	OHL	66	1	15	16	85	15	1	2	3	24
2006-07	Guelph Storm	OHL	64	4	16	20	119	4	0	0	0	8
2007-08	Guelph Storm	OHL	62	10	24	34	103	10	2	6	8	22
2008-09	Rochester	AHL	73	1	9	10	66	-	-	-	-	-





DAN COLLINS

RIGHT WING · Shoots Right · 6-1, 200 · Born 2/26/87 in Syracuse, New York

HOW ACQUIRED: Florida's third choice (90th overall) in the 2005 NHL Entry Draft.

REGULAR SEASON								PLAYOFFS				
SEASON	TEAM	LEAGUE	GP	G	A	PTS	PIM	GP	G	A	PTS	PIM
2003-04	Plymouth	OHL	59	9	13	22	30	9	0	1	1	0
2004-05	Plymouth	OHL	68	25	21	46	60	4	0	0	0	6
2005-06	Plymouth	OHL	44	26	23	49	56	4	3	2	5	2
2006-07	Plymouth	OHL	66	26	42	68	87	20	9	11	20	30
2007-08	Rochester	AHL	35	5	6	11	21	-	-	-	-	-
	Florida	ECHL	28	4	14	18	34	-	-	-	-	-
2008-09	Rochester	AHL	56	5	2	7	25	-	-	-	-	-






EVGENY DADONOV

LEFT WING · Shoots Left · 5-10, 178 · Born 3/12/89 in Chelyabinsk, Russia

HOW ACQUIRED: Florida's 3rd choice (71st overall) in the 2007 NHL Entry Draft.

REGULAR SEASON								PLAYOFFS				
SEASON	TEAM	LEAGUE	GP	G	A	PTS	PIM	GP	G	A	PTS	PIM
2006-07	Chelyabinsk	Russia	24	1	1	2	8	-	-	-	-	-
2007-08	Chelyabinsk	Russia	43	7	13	20	20	2	0	0	0	0
2008-09	Chelyabinsk	KHL	40	11	4	15	8	3	0	0	0	2



JAMES DELORY

DEFENSE · Shoots Right · 6-4, 225 · Born 3/3/88 in Scarborough, Ontario

HOW ACQUIRED: Signed as a free agent on July 3, 2008.

REGULAR SEASON								PLAYOFFS				
SEASON	TEAM	LEAGUE	GP	G	A	PTS	PIM	GP	G	A	PTS	PIM
2004-05	Oshawa	OHL	61	1	4	5	82	-	-	-	-	-
2005-06	Oshawa	OHL	67	6	26	32	136	-	-	-	-	-
2006-07	Oshawa	OHL	61	4	21	25	167	9	0	4	4	16
2007-08	Oshawa	OHL	54	2	20	22	154	15	1	8	9	26
2008-09	Florida	ECHL	1	0	0	0	0	-	-	-	-	-
	Oshawa	OHL	33	4	6	10	53	-	-	-	-	-



MIKE DUCO

LEFT WING · Shoots Left · 5-10, 195 · Born 7/8/87 in Toronto, Ontario

HOW ACQUIRED: Signed as free agent on October 8, 2007.

REGULAR SEASON								PLAYOFFS				
SEASON	TEAM	LEAGUE	GP	G	A	PTS	PIM	GP	G	A	PTS	PIM
2003-04	Stouffville	OPJHL	7	3	2	5	15	-	-	-	-	-
	Thornhill	OPJHL	37	25	30	55	50	-	-	-	-	-
2004-05	Kitchener	OHL	5	1	2	3	4	4	0	1	1	4
	Kitchener	OHL	62	24	26	50	78	15	0	0	0	11
2005-06	Kitchener	OHL	59	22	22	44	113	5	2	1	3	10
2006-07	Kitchener	OHL	54	20	20	40	121	9	1	1	2	12
2007-08	Kitchener	OHL	62	32	22	54	173	20	16	6	22	37
2008-09	Rochester	AHL	68	14	14	28	147	-	-	-	-	-



KEATON ELLERBY

DEFENSE · Shoots Left · 6-4, 200 · Born 11/5/88 in Strathmore, Alberta

HOW ACQUIRED: Florida's first choice (10th overall) in the 2007 NHL Entry Draft.

REGULAR SEASON								PLAYOFFS				
SEASON	TEAM	LEAGUE	GP	G	A	PTS	PIM	GP	G	A	PTS	PIM
2004-05	Kamloops	WHL	60	0	1	1	77	6	0	0	0	16
2005-06	Kamloops	WHL	68	2	6	8	121	-	-	-	-	-
2006-07	Kamloops	WHL	69	2	23	25	120	4	1	2	3	12
2007-08	Kamloops	WHL	16	0	3	3	29	-	-	-	-	-
	Moose Jaw	WHL	53	2	21	23	81	5	0	2	2	15
2008-09	Rochester	AHL	75	3	20	23	44	-	-	-	-	-

RORY FITZPATRICK

DEFENSE · Shoots Right · 6-1, 210 · Born 1/11/75 in Rochester, New York

HOW ACQUIRED: Signed as a free agent on July 3, 2008.




REGULAR SEASON								PLAYOFFS				
SEASON	TEAM	LEAGUE	GP	G	A	PTS	PIM	GP	G	A	PTS	PIM
1992-93	Sudbury	OHL	58	4	20	24	68	14	0	0	0	17
1993-94	Sudbury	OHL	65	12	34	46	112	10	2	5	7	10
1994-95	Sudbury	OHL	56	12	36	48	72	18	3	15	18	21
	Fredericton	AHL	-	-	-	-	-	10	1	2	3	5
1995-96	Fredericton	AHL	18	4	6	10	36	-	-	-	-	-
	Montreal	NHL	42	0	2	2	18	6	1	1	2	0
1996-97	Worcester	AHL	49	4	13	17	78	5	1	2	3	0
	Montreal	NHL	6	0	1	1	6	-	-	-	-	-
	St. Louis	NHL	2	0	0	0	2	-	-	-	-	-
1997-98	Worcester	AHL	62	8	22	30	111	11	0	3	3	26
1998-99	St. Louis	NHL	1	0	0	0	2	-	-	-	-	-
	Worcester	AHL	53	5	16	21	82	4	0	1	1	17
1999-00	Worcester	AHL	28	0	5	5	48	-	-	-	-	-
	Milwaukee	IHL	27	2	1	3	27	3	0	2	2	2
2000-01	Milwaukee	IHL	22	0	2	2	32	-	-	-	-	-
	Hamilton	AHL	34	3	17	20	29	-	-	-	-	-
	Nashville	NHL	2	0	0	0	2	-	-	-	-	-
2001-02	Rochester	AHL	60	4	8	12	83	2	0	1	1	0
	Buffalo	NHL	5	0	0	0	4	-	-	-	-	-
2002-03	Rochester	AHL	41	5	11	16	65	-	-	-	-	-
	Buffalo	NHL	36	1	3	4	16	-	-	-	-	-
2003-04	Buffalo	NHL	60	4	7	11	44	-	-	-	-	-
2004-05	Rochester	AHL	20	1	1	2	18	9	0	1	1	12
2005-06	Buffalo	NHL	56	4	5	9	50	11	0	4	4	16
2006-07	Vancouver	NHL	58	1	6	7	46	3	0	0	0	6
2007-08	Philadelphia	NHL	19	0	1	1	11	-	-	-	-	-
2008-09	Rochester	AHL	46	4	10	14	37	-	-	-	-	-
	NHL TOTALS		287	10	25	35	201	20	1	5	6	22


JASON GARRISON

DEFENSE · Shoots Left · 6-1, 220 · Born 11/13/84 in White Rock, British Columbia

HOW ACQUIRED: Signed as free agent on April 2, 2008.



REGULAR SEASON								PLAYOFFS					
SEASON	TEAM	LEAGUE	GP	G	A	PTS	PIM	GP	G	A	PTS	PIM	
2003-04	Nanaimo	BCHL	52	7	20	27	31	24	3	10	13	12	
2004-05	Nanaimo	BCHL	57	22	40	62	42	-	-	-	-	-	
2005-06	U. of Minn-Duluth	NCAA	40	3	9	12	26	-	-	-	-	-	
2006-07	U. of Minn-Duluth	NCAA	21	1	2	3	16	-	-	-	-	-	
2007-08	U. of Minn-Duluth	NCAA	26	5	9	14	26	-	-	-	-	-	
2008-09	Rochester	AHL	75	8	27	35	68	-	-	-	-	-	
	Florida	NHL	1	0	0	0	0	-	-	-	-	-	
	FLORIDA TOTALS:		1	0	0	0	0	-	-	-	-	-	
	NHL TOTALS		1	0	0	0	0	-	-	-	-	-	




JORDAN HENRY

DEFENSE · Shoots Right · 6-2, 200 · Born 2/11/86 in Strathmore, Alberta

HOW ACQUIRED: Signed as free agent on October 8, 2007.

REGULAR SEASON							PLAYOFFS					
SEASON	TEAM	LEAGUE	GP	G	A	PTS	PIM	GP	G	A	PTS	PIM
2003-04	Moose Jaw	WHL	61	0	4	4	82	10	0	0	0	6
2004-05	Moose Jaw	WHL	68	2	12	14	137	5	2	0	2	26
2005-06	Moose Jaw	WHL	40	1	12	13	104	-	-	-	-	-
	Red Deer	WHL	29	2	8	10	51	-	-	-	-	-
2006-07	Red Deer	WHL	72	7	25	32	162	7	0	4	4	26
2007-08	Rochester	AHL	49	3	5	8	73	-	-	-	-	-
	Florida	ECHL	20	2	2	4	14	-	-	-	-	-
2008-09	Rochester	AHL	69	4	12	16	111	-	-	-	-	-




JAMIE JOHNSON

CENTER · Shoots Right · 5-11, 185 · Born 1/23/82 in Port Franks, Ontario

HOW ACQUIRED: Signed as a free agent on July 15, 2009.

REGULAR SEASON								PLAYOFFS				
SEASON	TEAM	LEAGUE	GP	G	A	PTS	PIM	GP	G	A	PTS	PIM
1999-00	Sarnia	OHL	61	6	14	20	24	7	0	2	2	2
2000-01	Sarnia	OHL	9	0	5	5	7	-	-	-	-	-
	Oshawa	OHL	56	8	38	46	14	-	-	-	-	-
2001-02	Oshawa	OHL	68	17	61	78	46	5	2	4	6	2
2002-03	Oshawa	OHL	68	24	76	100	34	13	1	13	14	16
2003-04	Louisiana	ECHL	71	12	45	57	46	9	3	6	9	4
2004-05	Augusta	ECHL	72	22	58	80	26	-	-	-	-	-
2005-06	Augusta	ECHL	7	2	4	6	6	-	-	-	-	-
	Iowa	AHL	68	9	28	37	24	7	0	4	4	21
2006-07	Augusta	ECHL	31	14	30	44	26	-	-	-	-	-
	Iowa	AHL	8	1	3	4	2	-	-	-	-	-
	Bridgeport	AHL	34	5	11	16	18	-	-	-	-	-
2007-08	Albany	AHL	79	21	37	58	28	7	0	2	2	0
2008-09	TPS	FNL	42	8	20	28	24	6	0	3	3	2



DMITRY KULIKOV

DEFENSE · Shoots Left · 6-1, 183 · Born 10/29/90 in Lipetsk, Russia

HOW ACQUIRED: Florida's first choice (14th overall) in the 2009 NHL Entry Draft.

REGULAR SEASON								PLAYOFFS				
SEASON	TEAM	LEAGUE	GP	G	A	PTS	PIM	GP	G	A	PTS	PIM
2008-09	Drummondville	QMJHL	57	12	50	62	46	-	-	-	-	-

SHAWN MATTHIAS

CENTER · 6-4, 225 · Born 2/19/88 in Mississauga, Ontario

HOW ACQUIRED: Traded from Detroit to Florida along with a second round selection in the 2007 NHL Entry Draft, in exchange for RW Todd Bertuzzi on February 27, 2007.

REGULAR SEASON								PLAYOFFS				
SEASON	TEAM	LEAGUE	GP	G	A	PTS	PIM	GP	G	A	PTS	PIM
2004-05	Belleville Bulls	OHL	37	1	1	2	15	3	0	0	0	0
2005-06	Belleville Bulls	OHL	67	13	21	34	42	6	3	0	3	2
2006-07	Belleville Bulls	OHL	64	38	35	73	61	15	13	5	18	10
2007-08	Florida	NHL	4	2	0	2	2	-	-	-	-	-
	Belleville Bulls	OHL	53	32	47	79	50	1	1	0	1	0
2008-09	Florida	NHL	16	0	2	2	2	-	-	-	-	-
	Rochester	AHL	61	10	10	20	16	-	-	-	-	-
	FLORIDA TOTALS		20	2	2	4	4	-	-	-	-	-
	NHL TOTALS		20	2	2	4	4	-	-	-	-	-




KENNDAL McARDLE

LEFT WING · Shoots Left · 5-11, 200 · Born 1/4/87 in Toronto, Ontario

HOW ACQUIRED: Florida's first choice (20th overall) in the 2005 NHL Entry Draft.

REGULAR SEASON								PLAYOFFS				
SEASON	TEAM	LEAGUE	GP	G	A	PTS	PIM	GP	G	A	PTS	PIM
2002-03	Moose Jaw	WHL	2	0	0	0	0	-	-	-	-	-
2003-04	Moose Jaw	WHL	54	8	8	16	57	10	3	2	5	6
2004-05	Moose Jaw	WHL	70	37	37	74	122	5	1	0	1	16
2005-06	Moose Jaw	WHL	72	28	43	71	135	22	6	10	16	43
2006-07	Moose Jaw	WHL	26	10	10	20	75	-	-	-	-	-
	Vancouver	WHL	37	9	13	22	54	22	11	9	20	49
2007-08	Rochester	AHL	36	5	5	10	31	-	-	-	-	-
	Florida	ECHL	6	3	1	4	26	3	0	0	0	2
2008-09	Rochester	AHL	58	12	12	24	79	-	-	-	-	-
	Florida	NHL	3	0	0	0	2	-	-	-	-	-
	FLORIDA TOTALS		3	0	0	0	2	-	-	-	-	-
	NHL TOTALS		3	0	0	0	2	-	-	-	-	-





GRAHAM MINK

LEFT WING · Shoots Right · 6-3, 220 · Born 5/21/79 in Stowe, Vermont

HOW ACQUIRED: Signed as an unrestricted free agent on July 10, 2009.

REGULAR SEASON								PLAYOFFS				
SEASON	TEAM	LEAGUE	GP	G	A	PTS	PIM	GP	G	A	PTS	PIM
1998-99	U. of Vermont	NCAA	27	4	2	6	34	-	-	-	-	-
1999-00	U. of Vermont	NCAA	17	7	4	11	18	-	-	-	-	-
2000-01	U. of Vermont	NCAA	32	17	12	29	52	-	-	-	-	-
2001-02	Richmond	ECHL	29	8	9	17	78	-	-	-	-	-
	Portland	AHL	56	17	17	34	50	-	-	-	-	-
2002-03	Portland	AHL	71	22	15	37	115	-	-	-	-	-
2003-04	Portland	AHL	68	18	19	37	74	3	0	1	1	4
	Washington	NHL	2	0	0	0	2	-	-	-	-	-
2004-05	Portland	AHL	63	18	21	39	86	-	-	-	-	-
2005-06	Hershey	AHL	43	21	19	40	50	21	8	13	21	29
	Washington	NHL	3	0	0	0	0	-	-	-	-	-
2006-07	Worcester	AHL	61	31	32	63	52	6	1	5	6	8
2007-08	Worcester	AHL	71	24	31	55	67	-	-	-	-	-
2008-09	Hershey	AHL	68	32	27	59	101	22	7	8	15	16
	Washington	NHL	2	0	0	0	2	-	-	-	-	-
	NHL Totals		7	0	0	0	2	-	-	-	-	-





TYLER PLANTE

GOALTENDER · Catches Left · 6-3, 203 · Born 4/16/87 in Milwaukee, Wisconsin

HOW ACQUIRED: Florida's second choice (32nd overall) in the 2005 NHL Entry Draft.

REGULAR SEASON											PLAYOFFS					
SEASON	TEAM	LEAGUE	GP	W	L	T	MIN	GASO	GAA		GP	W	L	MIN	GASO	GAA
2003-04	Brandon	WHL	2	0	0	1	58	2	0.07		-	-	-	-	-	-
2004-05	Brandon	WHL	48	34	11	2	2833	122	6.2.58		24	13	11	1408	69	0.2.74
2005-06	Brandon	WHL	60	25	24	9	3414	189	2.3.32		6	2	4	360	18	0.3.00
2006-07	Brandon	WHL	54	30	14	2	3215	145	4.2.71		11	6	5	659	37	0.3.37
2007-08	Florida	ECHL	10	4	5	1	598	28	1.2.81		-	-	-	-	-	-
	Rochester	AHL	25	6	16	1	1451	86	0.3.56		-	-	-	-	-	-
2008-09	Rochester	AHL	19	5	10	1	904	49	0.3.25		-	-	-	-	-	-
	Dayton	ECHL	20	6	11	1	1076	60	0.3.35		-	-	-	-	-	-




MICHAL REPIK

RIGHT WING · Shoots Right · 5-10, 183 · Born 12/31/88 in Vlasim, Czech Republic

HOW ACQUIRED: Florida's second choice (40th overall) in the 2007 NHL Entry Draft.

REGULAR SEASON											PLAYOFFS				
SEASON	TEAM	LEAGUE	GP	G	A	PTS	PIM				GP	G	A	PTS	PIM
2002-03	HC Sparta Praha	Czech	18	7	10	17	6				-	-	-	-	-
2003-04	HC Sparta Praha	Czech Jr.	33	25	17	42	42				-	-	-	-	-
2004-05	HC Sparta Praha	Czech	2	2	3	5	6				-	-	-	-	-
	HC Sparta Praha	Czech Jr.	45	26	31	57	24				-	-	-	-	-
2005-06	Vancouver	WHL	69	24	28	52	55				14	3	3	6	19
2006-07	Vancouver	WHL	56	24	31	55	56				22	10	16	26	24
2007-08	Vancouver	WHL	51	27	34	61	62				10	5	6	11	18
2008-09	Rochester	AHL	75	19	30	49	58				-	-	-	-	-
	Florida	NHL	5	2	0	2	2				-	-	-	-	-
	FLORIDA TOTALS		5	2	0	2	2				-	-	-	-	-
	NHL TOTALS		5	2	0	2	2				-	-	-	-	-




ALEXANDER SALAK

GOALTENDER · Catches Left · 6-1, 189 · Born 1/5/87 in Strakonice, Czech Republic

HOW ACQUIRED: Signed as an unrestricted free agent on 5/29/09.

REGULAR SEASON											PLAYOFFS					
SEASON	TEAM	LEAGUE	GP	W	L	T	MIN	GASO	GAA		GP	W	L	MIN	GASO	GAA
2007-08	TPS-Turku	FNL	31	-	-	-	-	-	2.59		-	-	-	-	-	-
2008-09	TPS-Turku	FNL	53	20	20	9	2980	119	4.2.40		8	-	-	-	-	-



ANDREW SWEETLAND

FORWARD · Shoots Left · 6-1, 204 · Born 10/21/86 in Bonavista, Newfoundland

HOW ACQUIRED: Signed as free agent on March 31, 2008.


REGULAR SEASON											PLAYOFFS				
SEASON	TEAM	LEAGUE	GP	G	A	PTS	PIM				GP	G	A	PTS	PIM
2004-05	Couchiching	OPJHL	42	34	24	58	8				-	-	-	-	-
2005-06	Couchiching	OPJHL	30	18	15	33	6				-	-	-	-	-
2006-07	Amhearst	MJHL	54	56	61	117	20				6	3	8	11	0
2007-08	U. of Maine	NCAA	28	8	9	17	2				-	-	-	-	-
2008-09	Rochester	AHL	48	1	2	3	12				-	-	-	-	-
	Florida	ECHL	23	10	13	23	8				11	2	4	6	2

JEFF TAFFE

CENTER · Shoots Left · 6-3, 215 · Born 2/19/81 in Hastings, Minnesota

HOW ACQUIRED: Signed as an unrestricted free agent on July 3, 2009.

REGULAR SEASON								PLAYOFFS				
SEASON	TEAM	LEAGUE	GP	G	A	PTS	PIM	GP	G	A	PTS	PIM
1998-99	Rochester	USHL	17	12	9	21	26	-	-	-	-	-
1999-00	U. of Minnesota	NCAA	39	10	10	20	22	-	-	-	-	-
2000-01	U. of Minnesota	NCAA	38	12	23	35	56	-	-	-	-	-
2001-02	U. of Minnesota	NCAA	43	34	24	58	86	-	-	-	-	-
2002-03	Springfield	AHL	57	23	26	49	44	5	0	3	3	8
2003-04	Phoenix	NHL	20	3	1	4	4	-	-	-	-	-
	Springfield	AHL	15	10	6	16	19	-	-	-	-	-
2004-05	Phoenix	NHL	59	8	10	18	20	-	-	-	-	-
	Utah	AHL	27	9	10	19	35	-	-	-	-	-
2005-06	Hartford	AHL	36	6	16	22	34	-	-	-	-	-
	San Antonio	AHL	33	5	6	11	29	-	-	-	-	-
2006-07	Phoenix	NHL	2	0	0	0	0	-	-	-	-	-
	New York	NHL	2	0	0	0	0	-	-	-	-	-
	San Antonio	AHL	59	20	20	40	22	-	-	-	-	-
2007-08	Phoenix	NHL	17	4	2	6	2	-	-	-	-	-
	W-B/Scranton	AHL	27	11	10	21	22	-	-	-	-	-
2008-09	Pittsburgh	NHL	45	5	7	12	8	-	-	-	-	-
	W-B/Scranton	AHL	74	25	50	75	65	12	5	6	11	22
	Pittsburgh	NHL	8	0	2	2	2	-	-	-	-	-
	NHL Totals		153	20	22	42	36	-	-	-	-	-




SCOTT TIMMINS

CENTER · Shoots Left · 5-11, 191 · Born 9/11/89 in Hamilton, Ontario

HOW ACQUIRED: Florida's sixth choice (165th overall) in the 2009 NHL Entry Draft.

REGULAR SEASON								PLAYOFFS				
SEASON	TEAM	LEAGUE	GP	G	A	PTS	PIM	GP	G	A	PTS	PIM
2005-06	Burlington	OPJHL	31	8	4	12	8	-	-	-	-	-
2006-07	Kitchener	OHL	42	2	5	7	8	-	-	-	-	-
2007-08	Kitchener	OHL	62	17	12	29	46	20	3	5	8	10
2008-09	Kitchener	OHL	38	25	24	49	28	-	-	-	-	-
	Windsor	OHL	28	10	14	24	33	20	6	10	16	26



CLAY WILSON

DEFENSE · Shoots Left · 6-0, 195 · Born 4/5/83 in Sturgeon Lake, Minnesota

HOW ACQUIRED: Signed as an unrestricted free agent on July 2, 2009.

REGULAR SEASON								PLAYOFFS				
SEASON	TEAM	LEAGUE	GP	G	A	PTS	PIM	GP	G	A	PTS	PIM
2001-02	U. of Michigan	NCAA	38	4	8	12	18	-	-	-	-	-
2002-03	U. of Michigan	NCAA	38	8	17	25	37	-	-	-	-	-
2003-04	U. of Michigan	NCAA	37	2	11	13	22	-	-	-	-	-
2004-05	U. of Michigan	NCAA	35	3	4	7	42	-	-	-	-	-
2005-06	Muskegon	UHL	14	3	3	6	2	17	0	2	2	8
	Muskegon	UHL	13	3	9	12	9	-	-	-	-	-
2006-07	Grand Rapids	AHL	60	10	27	37	40	16	0	3	3	8
	Portland	AHL	79	9	34	43	52	-	-	-	-	-
2007-08	Portland	AHL	14	3	5	8	6	-	-	-	-	-
2008-09	Syracuse	AHL	57	11	28	39	29	13	2	5	7	4
	Columbus	NHL	7	1	1	2	2	-	-	-	-	-
	Syracuse	AHL	33	8	12	20	6	-	-	-	-	-
	Columbus	NHL	5	0	1	1	0	-	-	-	-	-
	Chicago	AHL	37	6	19	25	10	-	-	-	-	-
	Atlanta	NHL	2	0	0	0	0	-	-	-	-	-
NHL Totals			14	1	2	3	2	-	-	-	-	-



2009-10 PANTHERS PROSPECTS

COLLEGE PROSPECTS

PLAYER	POS	TEAM	HT	WT	DOB	POB
Matt Bartkowski	D	Ohio State	6-1	196	June 4, 1988	Pittsburgh, PA
Josh Birkholz	RW	Minnesota	6-1	182	March 28, 1991	St. Louis Park, MN
Marc Cheverie	G	Denver	6-2	185	February 22, 1987	Cole Harbour, NS
Matt Duffy	D	Maine	6-2	201	March 21, 1986	Windham, ME
Brian Foster	G	New Hampshire	6-2	175	February 4, 1987	Pembroke, NH
John Lee	D	Denver	6-2	185	January 16, 1989	Fargo, ND
Derrick LaPoint	D	North Dakota	6-2	175	May 13, 1988	Eau Claire, WI
Wade Megan	C	Boston	6-1	185	July 22, 1990	Canton, NY
Matt Rust	C	Michigan	5-9	192	March 23, 1989	Bloomfield Hills, MI
Drew Shore	C	Denver	6-3	190	January 29, 1991	Denver, CO
Ryan Watson	LW	Western Michigan	6-1	175	March 1, 1988	Cambridge, ON

JUNIOR PROSPECTS

PLAYER	POS	TEAM	HT	WT	DOB	POB
Adam Comrie	D	Saginaw (OHL)	6-4	205	July 31, 1990	Kanata, ON
A.J. Jenks	LW	Plymouth (OHL)	6-2	202	June 27, 1990	Detroit, MI
Corban Knight	C	Oskots (AJHL)	6-1	180	September 10, 1990	Oliver, BC
Colby Robak	D	Brandon (WHL)	6-3	210	April 24, 1990	Dauphin, MAN
Garrett Wilson	LW	Owen Sound (OHL)	6-2	199	March 16, 1991	Barrie, ON

EUROPEAN PROSPECTS

PLAYER	POS	TEAM	HT	WT	DOB	POB
Roman Derlyuk	D	Balashikha (KHL)	6-3	198	October 27, 1986	Leningrad, Russia
Sergei Gayduchenko	G	Yaroslavl (KHL)	6-5	222	June 6, 1989	Yaroslavl, Russia
Martin Lojek	D	Ocelari (CZE-E)	6-5	225	August 19, 1985	Brno, Czech Republic
Jacob Markstrom	G	Brynäs IF Jr.	6-3	178	January 31, 1990	Gavle, Sweden
Denis Stasyuk	C	Novokuznetsk (KHL)	6-3	181	September 2, 1985	Novokuznetsk, Russia
Denis Yachmenev	LW	Chelyabinsk (KHL)	6-0	198	June 4, 1984	Chelyabinsk, Russia

MINOR LEAGUE AFFILIATE



Rochester Americans

The Blue Cross Arena · One War Memorial Square · Rochester, NY 14614

SENIOR MANAGEMENT

Owner & CEOCurt Styres
 Steve Donner
 President.....Lewis Staats
 Senior Vice President of Operations.....Jolain Foster
 Vice President of Hockey Operations.....Ted Nolan
 Vice President of Corporate Partnerships.....Chris Palin
 Vice President of Sales & Marketing.....Kerry Atkinson
 Vice President of Game Production.....John Catalano
 Vice President of Ticketing & Suites.....TBA
 Vice President of Communications.....Craig Rybczynski

TEAM OPERATIONS

Office Manager.....Wendy Staats
 Executive Assistant.....Suzanne Marr

HOCKEY OPERATIONS

Director of Player PersonnelJody Gage
 Hockey Operations Manager.....Adam Winslow

COACHING & SUPPORT STAFF

Head Coach.....Benoit Groulx
 Assistant Coach.....Jason Cipolla
 Athletic Trainer.....Kent Weisbeck
 Goaltending/Strength & Conditioning Coach.....Bob Janosz
 Equipment Manager.....Peter Bureaux
 Team Doctors.....Dr. Robert Bronstein & Dr. Kenneth DeHaven
 Team Chiropractor.....Dr. Donald Dudley

COMMUNICATIONS/PUBLIC RELATIONS

Communications CoordinatorWarren Kosel
 Radio & TV BroadcasterDon Stevens
 Radio & TV Color Analyst.....Ric Seiling

FINANCE

Chief Financial ControllerShane Ashton

SPONSORSHIP SERVICES

Director of Sponsorship Services.....Brooke Whowell

GAME PRODUCTION

Game Production CoordinatorTBD
 Graphics Designer.....Pedro Ugalde

TICKET SALES & OPERATIONS

Account Services RepresentativeRachel Aleese
 Account ExecutiveTom Winslow
 Account Executive.....Nicole Petix
 Account Executive.....Dan Showman
 Account Executive.....Peter Lunstead
 Account Executive.....Adam Prescott
 Merchandising.....Destroyer Promotional Products

GENERAL INFORMATION

Executive Offices.....The Blue Cross Arena
 at the Rochester War Memorial
 One War Memorial Square
 Rochester, NY 14614

Telephone/Executive Offices.....(585) 454-5335

Fax Number(585) 454-3954

Telephone/Hotline.....(585) 454-5335

Website.....www.amerks.com

E-Mailamerkshockey@gmail.com

Home Ice ..The Blue Cross Arena at the Rochester War Memorial

Dimensions of Rink197' x 85'

Seating Capacity11,200

Location of Press BoxSuite Level

NHL Affiliate.....Florida Panthers

Club ColorsRed, White, Blue

Home UniformsBase - White; Trim - Blue, Red

Road UniformsBase - Red; Trim - White, Blue

Ticket Prices\$20.00, \$16.00, \$12.00 and \$10.00

Home Game TimesMonday-Thursday @ 7:05 pm;

Friday-Saturday @ 7:35 pm;

Sunday @ 6:05 pm

TV StationTime Warner Cable SportsNet Channel 26

Radio Stations.....WHTK 1280-AM

WebcastsNeuLion and whtk.com



MINOR LEAGUE AFFILIATE



Ted Nolan
Vice President of Hockey
Operations

Ted Nolan enters his first season as the team's Vice President of Hockey. Nolan, 51, returns to Rochester for the first time since the 1984-85 season. Since his days in the Flower City, he has enjoyed success as a player, coach and humanitarian. His resume includes four seasons as a head coach in the National Hockey League, the 1996-97 Jack Adams Trophy as NHL Coach of the Year, a Calder Cup championship, a Memorial Cup title and numerous honors for his philanthropic efforts.

Nolan was born on the Garden River First Nation just outside Sault Ste. Marie, Ontario, and played for the Soo Greyhounds of the Ontario Hockey League. The left winger was selected by the Detroit Red Wings in the fifth round (78th overall) in the 1978 NHL Amateur Draft. His pro career spanned eight seasons, most of them in the American Hockey League (1978-85). He played in 374 AHL games with teams in Adirondack, Rochester and Baltimore. During that time, Nolan also appeared in 78 NHL games between the Detroit Red Wings and Pittsburgh Penguins.

He broke into the pros with the Kansas City Red Wings of the Central Hockey League in 1978-79, before spending the next five seasons with the Adirondack Red Wings. In 1980-81, he was a member of the Red Wings' Calder Cup championship team. He appeared in 299 games with the Red Wings from 1979-84 and recorded 84 goals, 126 assists and 455 penalty minutes. Nolan played in 60 NHL games with Detroit and scored five goals, added 15 assists and collected 71 penalty minutes. While with the Detroit organization, he befriended another rising star, Jody Gage. The two played together for five seasons before Nolan departed for the Buffalo Sabres/Rochester Americans in 1984-85.

Nolan, former captain with the Amerks finished his only season in Rochester sixth on the team in points (62) and third in penalty minutes (152). He ended his playing career in 1985-86 as he split time with the AHL Baltimore Skipjacks and the NHL's Pittsburgh Penguins.

He returned to the Sault Ste. Marie Greyhounds as an assistant coach and then became head coach in 1988, as a mid-season replacement. He remained with the Greyhounds until the end of the 1994 season. Nolan led the Greyhounds to three consecutive Memorial Cup tournament berths, winning the Memorial Cup in 1993.

Nolan was promoted to the NHL following the 1993-94 season, taking an assistant job with the Hartford Whalers. The next season, he accepted the position of head coach of the NHL's Buffalo Sabres, where he had his best success. In his second season in Buffalo (1995-96), he led the team to the Northeast Division title and a berth in the conference finals. After helping the Sabres to a 19-point improvement in the standings and the team's first division title in 16 years, he was rewarded by being named the NHL Coach of the Year.

After working behind the Buffalo bench he returned to competitive coaching after an eight-year absence as the head coach and director of hockey operations for the Moncton Wildcats of the Quebec Major Junior Hockey League. In 2005-06, he led Moncton to its first-ever President Cup as QMJHL champion, finishing first overall in the regular season at 52-15-0-2. The Wildcats advanced to the finals of the Memorial Cup where they finished runner-up to the Quebec Remparts. For his efforts, he was named the QMJHL All-Star head coach and the league's General Manager of the Year.

He returned to the professional ranks in 2006 with the NY Islanders after a nine-year layoff from coaching in the NHL and confounded experts by leading the team to the Stanley Cup Playoffs. In a March 2008 Sports Illustrated player survey, he was rated second to only Detroit's Mike Babcock as the coach players would most like to play for. In two seasons on Long Island he guided the Islanders to a record of 73-68-0 to improve his lifetime record to 147-140-40 as an NHL head coach.

Away from the rink, Nolan has devoted himself to First Nations causes, including teaching hockey to First Nations children. His work in this area earned him numerous awards, including the National Aboriginal Achievement Award, the Sault Ste. Marie Medal of Merit, the Order of Ontario 1991, Sault Ste. Marie Kiwanis Citizen of the Year and in 1986 he was chosen as a role model in the National Native Alcohol and Drug Abuse Program. He has also received an honorary diploma for human relations from Niagara College (1997) and accepted an honorary doctorate degree in law from Laurentian University (2002).

Nolan is an active member in the Aboriginal community and in 2003 established the Ted Nolan Foundation in honor of his late mother, Rose. The Ted Nolan Foundation mission statement is "through our philosophy of healthy lifestyle, the Ted Nolan Foundation is committed to the healing process to renew and revitalize the mind, body and spirit of our young people. We will explore to help us train a new cadre of Aboriginal leaders today, to take their rightful place in Canadian society tomorrow. We will help develop programs at the community level for First Nations youth in communities no matter how isolated or poverty stricken. We will raise scholarship funds for First Nation women wishing to complete their education."

In addition, the Ted Nolan Foundation and Tim Horton's Children's Foundation recently agreed to a five-year commitment to sponsor a first nation leadership camp this coming October in St. George, Ontario.

Ted and his wife Sandra reside in Garden River First Nation and are the proud parents of Brandon, a former player with the Carolina Hurricanes organization; and Jordan, a member of the Sault Ste. Marie Greyhounds in the Ontario Hockey League.

MINOR LEAGUE AFFILIATE



Benoit Groulx

Head Coach

Benoit Groulx enters his second season as head coach of the Rochester Americans in 2009-10. The Florida Panthers hired Groulx as the head coach of the Panthers' American Hockey League affiliate on August 22, 2008 and made his professional coaching debut last season as the Amerks bench boss en route to a 29-43-8 record (66 points).

The Gatineau, Quebec, native became the 27th head coach in the 54-year history of the Rochester franchise after replacing Randy Cunneynworth, who accepted an assistant coaching position with the National Hockey League's Atlanta Thrashers after spending eight years behind the Amerks bench.

Groulx, 40, has guided the Gatineau Olympiques (Quebec Major Junior Hockey League) to three league titles (2003, 2004 & 2008) in the last six years. This season, Groulx's team posted a 43-25-2 record and defeated Rouyn-Noranda Huskies to earn the 2008 QMJHL title and advance to the Memorial Cup. He has served as the bench boss for Gatineau since midway through the 2001-02 season.

As a player, Groulx played four seasons (1985-1989) of junior hockey with the Granby Bisons of the QMJHL. In 170 total games with Granby, he recorded 255 points (78+177) and 84 PIM. Groulx also had a two-year stint (1995-1997) with Brest of the French league, scoring 82 points (25+57) while adding 32 PIM in 48 games. Although he was never drafted, Groulx played eight seasons professionally in Europe.

In June 2008, Hockey Canada selected Groulx to be the head coach of Canada's national junior team for the 2009 IIHF World Junior Championships in Ottawa. Groulx has twice represented Canada in international competition. He served as an assistant coach under Brent Sutter for the 2007 Canada-Russia Super Series, which Canada won, and he was also part of the coaching staff for the 2004 World Junior Team, which also earned Canada a gold medal. Groulx left his recent post with Team Canada to join the Rochester Americans.

Benoit resides in Rochester with his 9-year-old son Benoit. He has a girlfriend, Alexandra, who also has an 9-year-old son, Jerome.

Benoit Groulx's Head Coaching Record

SEASON	TEAM	LEAGUE	GC	W	L	T	PTS	PCT.
2000-01	Shawinigan	QMJHL	72	54	12	6	116	
2001-02	Whawinigan	QMJHL	39	25	11	3	94	
	Hull	QMJHL	32	21	11	0	75	
2002-03	Hull	QMJHL	72	39	29	4	84	
2003-04	Gatineau	QMJHL	70	53	13	7	107	
2004-05	Gatineau	QMJHL	70	33	32	4	75	
2005-06	Gatineau	QMJHL	70	40	27	3	87	
2006-07	Gatineau	QMJHL	70	39	29	2	82	
2007-08	Gatineau	QMJHL	70	43	25	2	94	
2008-09	Rochester	AHL	80	29	43	8	66	
	AHL Totals		80	29	43	8	66	

AMERICAN HOCKEY LEAGUE ALIGNMENT

Eastern Conference

Atlantic Division

Bridgeport Sound Tigers	NY Islanders
Hartford Wolf Pack	NY Rangers
Lowell Devils	NJ Devils
Manchester Monarchs	Los Angeles Kings
Portland Pirates	Buffalo Sabres
Providence Bruins	Boston Bruins
Springfield Falcons	Edmonton Oilers
Worcester Sharks	San Jose Sharks

East Division

Adirondack Phantoms	Philadelphia Flyers
Albany River Rats	Carolina Hurricanes
Binghamton Senators	Ottawa Senators
Hershey Bears	Washington Capitals
Norfolk Admirals	Tampa Bay Lightning
Syracuse Crunch	Columbus Blue Jackets
Wilkes-Barre/Scranton Penguins	Pittsburgh Penguins

Western Conference

North Division

Abbotsford Heat	Calgary Flames
Grand Rapids Griffins	Detroit Red Wings
Hamilton Bulldogs	Montreal Canadiens
Lake Erie Monsters	Colorado Avalanche
Manitoba Moose	Vancouver Canucks
Rochester Americans	Florida Panthers
Toronto Marlies	Toronto Maple Leafs

West Division

Chicago Wolves	Atlanta Thrashers
Houston Aeros	Minnesota Wild
Milwaukee Admirals	Nashville Predators
Peoria Rivermen	St. Louis Blues
Rockford IceHogs	Chicago Blackhawks
San Antonio Rampage	Phoenix Coyotes
Texas Stars	Dallas Stars



2009-10 ROCHESTER AMERICANS SCHEDULE

Home Schedule

Date	Time	Team
Sat., Oct. 3	7:05 p.m.	Lake Erie Monsters
Fri., Oct. 9	7:05 p.m.	Lake Erie Monsters
Mon., Oct. 12	7:05 p.m.	Syracuse Crunch
Fri., Oct. 16	7:05 p.m.	Toronto Marlies
Wed., Oct. 21	7:05 p.m.	Binghamton Senators
Sun., Oct. 25	5:00 p.m.	Syracuse Crunch
Fri., Nov. 6	7:05 p.m.	Syracuse Crunch
Sat., Nov. 7	7:05 p.m.	Toronto Marlies
Tue., Nov. 10	7:05 p.m.	Hamilton Bulldogs
Fri., Nov. 20	7:05 p.m.	Syracuse Crunch
Sun., Nov. 27	7:05 p.m.	Wilkes-Barre Penguins
Fri., Dec. 11	7:05 p.m.	Abbotsford
Fri., Dec. 18	7:05 p.m.	Hershey Bears
Sun., Dec. 20	5:00 p.m.	Hamilton Bulldogs
Sat., Dec. 26	7:05 p.m.	Hamilton Bulldogs
Sun., Dec. 27	5:00 p.m.	Binghamton Senators
Fri., Jan. 8	7:05 p.m.	Grand Rapids Griffins
Sat., Jan. 9	2:00 p.m.	Lake Erie Monsters
Sun., Jan. 10	5:00 p.m.	Binghamton Senators
Fri., Jan. 22	7:05 p.m.	Hamilton Bulldogs
Sat., Jan. 23	7:05 p.m.	Wilkes-Barre Penguins
Sun., Jan. 24	5:00 p.m.	Adirondack
Wed., Jan. 27	7:05 p.m.	Syracuse Crunch
Fri., Jan. 29	7:05 p.m.	Albany River Rats
Sun., Jan. 31	5:00 p.m.	Adirondack
Fri., Feb. 5	7:05 p.m.	Hamilton Bulldogs
Fri., Feb. 12	7:05 p.m.	Abbotsford
Sat., Feb. 13	7:05 p.m.	Lake Erie Monsters
Tue., Feb. 16	7:05 p.m.	Manitoba Moose
Fri., Feb. 19	7:05 p.m.	Manitoba Moose
Sat., Feb. 20	7:05 p.m.	Portland Pirates
Sun., Feb. 21	3:00 p.m.	Portland Pirates
Fri., Feb. 26	7:05 p.m.	Grand Rapids Griffins
Sun., Feb. 28	3:00 p.m.	Binghamton Senators
Fri., Mar. 12	7:05 p.m.	Albany River Rats
Sat., Mar. 14	3:00 p.m.	Grand Rapids Griffins
Fri., Mar. 26	7:05 p.m.	Binghamton Senators
Sun., Mar. 28	3:00 p.m.	Toronto Marlies
Fri., Apr. 2	7:05 p.m.	Hershey Bears
Fri., Apr. 9	7:05 p.m.	Toronto Marlies

Away Schedule

Date	Time	Team
Sat., Oct. 10	7:00 p.m.	Albany River Rats
Sat., Oct. 17	3:00 p.m.	Toronto Marlies
Fri., Oct. 23	7:00 p.m.	Albany River Rats
Sat., Oct. 24	7:30 p.m.	Syracuse Crunch
Fri., Oct. 30	7:05 p.m.	Binghamton Senators
Thu., Nov. 12	7:00 p.m.	Portland Pirates*
Sat., Nov. 14	7:00 p.m.	Grand Rapids Griffins
Tue., Nov. 24	7:30 p.m.	Hamilton Bulldogs
Sat., Nov. 28	7:05 p.m.	Binghamton Senators
Sun., Nov. 29	3:00 p.m.	Syracuse Crunch
Tue., Dec. 1	8:30 p.m.	Manitoba Moose
Wed., Dec. 2	8:30 p.m.	Manitoba Moose
Sat., Dec. 5	9:00 p.m.	Abbotsford
Sun., Dec. 6	9:00 p.m.	Abbotsford
Sat., Dec. 12	7:00 p.m.	Hershey Bears
Sat., Dec. 19	7:00 p.m.	Hershey Bears
Fri., Dec. 22	7:00 p.m.	Lake Erie Monsters
Wed., Dec. 30	7:30 p.m.	Hamilton Bulldogs
Thu., Dec. 31	5:00 p.m.	Lake Erie Monsters
Sat., Jan. 2	7:05 p.m.	Wilkes-Barre Penguins
Fri., Jan. 15	7:30 p.m.	Hamilton Bulldogs
Sat., Jan. 16	7:30 p.m.	Syracuse Crunch
Sat., Jan. 30	4:00 p.m.	Toronto Marlies
Wed., Feb. 3	7:00 p.m.	Lake Erie Monsters
Sat., Feb. 6	7:05 p.m.	Binghamton Senators
Wed., Feb. 10	7:00 p.m.	Adirondack
Sun., Feb. 14	5:05 p.m.	Binghamton Senators
Sat., Feb. 27	7:00 p.m.	Hamilton Bulldogs
Fri., Mar. 5	7:30 p.m.	Adirondack
Sat., Mar. 6	4:00 p.m.	Toronto Marlies
Sun., Mar. 7	4:00 p.m.	Portland Pirates*
Sat., Mar. 13	7:30 p.m.	Syracuse Crunch
Fri., Mar. 19	7:05 p.m.	Binghamton Senators
Sat., Mar. 20	7:05 p.m.	Wilkes-Barre Penguins
Wed., Mar. 24	7:00 p.m.	Lake Erie Monsters
Sat., Mar. 27	4:00 p.m.	Toronto Marlies
Wed., Mar. 31	7:00 p.m.	Grand Rapids Griffins
Sat., Apr. 3	7:00 p.m.	Hamilton Bulldogs
Wed., Apr. 7	7:00 p.m.	Grand Rapids Griffins
Sat., Apr. 10	7:30 p.m.	Syracuse Crunch

MINOR LEAGUE AFFILIATE



Florida Everblades

Germain Arena · 11000 Everblades Parkway · Estero, FL 33928

Phone: (239) 948-7825 · Fax: (239) 948-9299

www.floridaeverblades.com · www.germainarena.com

EXECUTIVE MANAGEMENT

Peter Karmanos Jr.Owner
Thomas ThewesOwner
Craig BrushPresident/General Manager
Megan HuovinenAssistant to the President

EVERBLADES HOCKEY OPERATIONS

Malcolm Cameron...Head Coach/Director of Hockey Operations
Todd WisockiAthletic Trainer
Jason MacDonaldEquipment Manager

EVERBLADES HOCKEY STAFF

Nathan GoslineDirector of Sales
Ethan MayMarketing Director
Kevin ReiterPublic Relations Manager/ Broadcaster
Scott BogenGroup Sales Manager
Trent FergusonSenior Account Executive

GERMAIN ARENA STAFF

Scott BryantVice President of Finance
Sammy WallaceVice President of Event Programming
Jason ChieppoDirector of Operations
Dave KesselDirector of Recreational Facilities
Bill MacKayDirector of Merchandise/ VP of Operations
Sandy MoskalBox Office Manager
Betty BaumannBox Office Supervisor
Kathy HemmingerHuman Resources Manager
Jay WillisMaintenance Manager

FOOD & BEVERAGE

Kyle BrushDirector of Food Services
Bernie EngleExecutive Chef
Gloria SobiechConcessions Manager
Collette McCormickFood & Beverage Administrator



Craig Brush

President / General Manager

Craig Brush, the President of the Florida Everblades, along with partners Peter Karmanos and Thomas Thewes, founded the Everblades and Germain Arena in 1998. Brush, a native of Milton, Ontario, oversees all aspects of both the hockey club and the sports complex. In 10 seasons, the Everblades have hosted 2,304,431 fans in 358 regular season games, an average of 6,436 per game, and have led the ECHL in attendance in five of the past eight seasons. Germain Arena and the Everblades hosted the 2003 Compuware/ECHL All-Star game and have led the Kelly Cup Playoffs attendance in six of their nine seasons in the ECHL. The Everblades have also earned a post-season berth in 10 straight seasons in SW Florida. During the 2003-04 season, the Everblades captured the Eastern Conference title and made their first ever trip to the Kelly Cup Finals, and followed that up by becoming the first team in Kelly Cup history to make back-to-back trips to the Kelly Cup Finals after capturing the 2004-05 American Conference Championship. Florida was also awarded the regular season championship Brabham Cup following the 1998-99 season.

Brush played hockey for three seasons at Cornell University and was a member of the 1970 undefeated NCAA Championship team. Craig also coached in the Compuware youth hockey program for many years.

Craig and his wife, Kyle, split time between Estero, Florida and Birmingham, Michigan. The couple has three sons, Matt, Tyler and Patrick.



Malcolm Cameron

Head Coach

Malcolm Cameron finished his first season in style in Southwest Florida winning the regular season title (Brabham Cup) with a record of 49-17-5 and 103 points. The Everblades were the only team to reach the century mark for the season and also produced the ECHL MVP in Kevin Baker (57-45-102: lead the ECHL in scoring). Other standout performers under Cameron were ECHL leading scoring defenseman, Peter Metcalf (9-51-60) and goaltender David Leggio who's 2.26 goals against average led all ECHL netminders.

Malcolm Cameron was hired as the third head coach in Florida Everblades history on May 29, 2008. Cameron joined the Everblades after spending the previous two seasons as the head coach of the ECHL's Texas Wildcatters. In 2007-08 Cameron led the Wildcatters to a team record 52 wins and 115 points, plus a berth in the Kelly Cup Playoffs, advancing to the second round. In his first season behind the bench in 2006-07, Texas made its first postseason appearance since relocating to Beaumont in 2003-04, advancing to the division finals in the Kelly Cup Playoffs after setting previous team records with 41 wins, 21 home wins and 20 road wins while improving 46 points from 2004-05 which is the fifth-largest single-season point improvement in the 19-year history of the ECHL. Cameron was selected to coach in the 2007 & 2008 ECHL All-Star Games. Cameron joined the Wildcatters after spending two seasons as head coach and director of hockey operations for Long Beach where his teams were 79-47-18 and advanced to the Kelly Cup Playoffs both seasons. In his inaugural season in 2004-05, Long Beach was 43-20-9 and had 95 points which was a 44-point improvement from their expansion season in 2003-04. The 44-point improvement is the sixth-largest single-season point improvement in ECHL history. Cameron returned to the league after spending 2003-04 in the United Hockey League and the Central Hockey League. The 38 year old began 2003-04 in the UHL as head coach of Columbus which suspended operations in January 2004 despite being in first place, earning Cameron a selection as coach for the All-Star Game. He spent the final two months in the CHL as head coach of Corpus Christi. In his first head coaching job in 2002-03, Cameron helped Cincinnati finish 36-29-7 and advance to the conference finals where it lost by a goal in Game 7 to Kelly Cup champion Atlantic City.

The native of Cole Harbour, Nova Scotia and his wife, Heather, have two sons, Brett & Logan.

ECHL LEAGUE ALIGNMENT

American Conference

South Division

Charlotte Checkers.....	New York Rangers/Colorado Avalanche
Florida Everblades.....	Florida Panthers/Carolina Hurricanes
Gwinnett Gladiators.....	Atlanta Thrashers
South Carolina Stingrays.....	Washington Capitals

North Division

Cincinnati Cyclones.....	Montreal Canadiens/Nashville Predators
Kalamazoo Wings.....	Philadelphia Flyers/San Jose Sharks
Toledo Walleye.....	Detroit Red Wings/Chicago Blackhawks
Wheeling Nailers.....	Pittsburgh Penguins

East Division

Elmira Jackals.....	Ottawa Senators
Johnstown Chiefs.....	Columbus Blue Jackets
Reading Royals.....	Toronto Maple Leafs/Boston Bruins
Trenton Devils.....	New Jersey Devils

National Conference

West Division

Alaska Aces.....	St. Louis Blues
Idaho Steelheads.....	Dallas Stars
Utah Grizzlies.....	New York Islanders
Victoria Salmon Kings.....	Vancouver Canucks

Pacific Division

Bakersfield Condors.....	Anaheim Ducks
Las Vegas Wranglers.....	Phoenix Coyotes
Ontario Reign.....	Los Angeles Kings
Stockton Thunder.....	Edmonton Oilers



2009-10 EVERBLADES SCHEDULE

October

Fri., 16.....	at Toledo.....	7:00 p.m.
Sat., 17.....	at Toledo.....	7:00 p.m.
Sun., 18.....	at Toledo.....	5:30 p.m.
Fri., 23.....	CHARLOTTE.....	7:30 p.m.
Sat., 24.....	CHARLOTTE.....	7:30 p.m.
Wed., 28.....	S. CAROLINA.....	7:30 p.m.
Fri., 30.....	S. CAROLINA.....	7:30 p.m.
Sat., 31.....	S. CAROLINA.....	7:30 p.m.

November

Fri., 6.....	at Charlotte.....	7:00 p.m.
Sat., 7.....	at Gwinnett.....	7:05 p.m.
Sun., 8.....	at Charlotte.....	2:00 p.m.
Wed., 11.....	TOLEDO.....	7:30 p.m.
Fri., 13.....	TOLEDO.....	7:30 p.m.
Sat., 14.....	TOLEDO.....	7:30 p.m.
Wed., 18.....	READING.....	7:30 p.m.
Fri., 20.....	READING.....	7:30 p.m.
Sat., 21.....	READING.....	7:30 p.m.
Wed., 25.....	at Wheeling.....	7:05 p.m.
Fri., 27.....	at Toledo.....	7:00 p.m.
Sat., 28.....	at Kalamazoo.....	7:30 p.m.
Sun., 29.....	at Kalamazoo.....	4:00 p.m.

December

Wed., 2.....	at Toledo.....	7:00 p.m.
Fri., 4.....	at Cincinnati.....	7:30 p.m.
Sat., 5.....	at Cincinnati.....	7:30 p.m.
Wed., 9.....	CHARLOTTE.....	7:30 p.m.
Fri., 11.....	CHARLOTTE.....	7:30 p.m.
Sat., 12.....	CHARLOTTE.....	7:30 p.m.
Wed., 16.....	WHEELING.....	7:30 p.m.
Fri., 18.....	WHEELING.....	7:30 p.m.
Sat., 19.....	WHEELING.....	7:30 p.m.
Sat., 26.....	at Charlotte.....	7:00 p.m.
Sun., 27.....	at Gwinnett.....	4:00 p.m.
Tue., 29.....	at Gwinnett.....	7:05 p.m.
Thu., 31.....	at S. Carolina.....	7:05 p.m.

January

Sat., 2.....	at Gwinnett.....	7:05 p.m.
Fri., 8.....	at Elmira.....	7:35 p.m.

Sat., 9.....	at Elmira.....	7:35 p.m.
Sun., 10.....	at Reading.....	5:05 p.m.
Wed., 13.....	at Reading.....	7:05 p.m.
Fri., 15.....	at Trenton.....	7:00 p.m.
Sat., 16.....	at Trenton.....	7:00 p.m.
Fri., 22.....	GWINNETT.....	7:30 p.m.
Sat., 23.....	GWINNETT.....	7:30 p.m.
Wed., 27.....	TRENTON.....	7:30 p.m.
Fri., 29.....	TRENTON.....	7:30 p.m.
Sat., 30.....	TRENTON.....	7:30 p.m.

February

Fri., 5.....	at Charlotte.....	7:00 p.m.
Sat., 6.....	at Charlotte.....	7:00 p.m.
Tue., 9.....	GWINNETT.....	7:30 p.m.
Wed., 10.....	GWINNETT.....	7:30 p.m.
Fri., 12.....	at S. Carolina.....	7:05 p.m.
Sat., 13.....	at S. Carolina.....	7:05 p.m.
Sun., 14.....	at Gwinnett.....	4:05 p.m.
Sat., 14.....	CINCINNATI.....	7:30 p.m.
Wed., 17.....	KALAMAZOO.....	7:30 p.m.
Fri., 19.....	KALAMAZOO.....	7:30 p.m.
Sat., 20.....	KALAMAZOO.....	7:30 p.m.
Fri., 26.....	S. CAROLINA.....	7:30 p.m.
Sat., 27.....	S. CAROLINA.....	7:30 p.m.

March

Thu., 4.....	GWINNETT.....	7:30 p.m.
Fri., 5.....	GWINNETT.....	7:30 p.m.
Sat., 6.....	GWINNETT.....	7:30 p.m.
Fri., 12.....	at S. Carolina.....	7:05 p.m.
Sat., 13.....	at S. Carolina.....	5:05 p.m.
Sun., 14.....	at S. Carolina.....	4:00 p.m.
Fri., 19.....	S. CAROLINA.....	7:30 p.m.
Sat., 20.....	S. CAROLINA.....	7:30 p.m.
Wed., 24.....	at Charlotte.....	7:00 p.m.
Fri., 26.....	at Charlotte.....	7:00 p.m.
Sat., 27.....	at Gwinnett.....	7:05 p.m.
Sun., 28.....	at Gwinnett.....	7:05 p.m.

April

Fri., 2.....	CHARLOTTE.....	7:30 p.m.
Sat., 3.....	CHARLOTTE.....	7:30 p.m.

FLORIDA PANTHERS DRAFT HISTORY

1993 NHL Expansion Draft

June 24, 1993, Le Colisee, Quebec, Canada

PLAYER	POSITION	ROUND	OVERALL PICK	DRAFTED FROM
John Vanbiesbrouck	G	1	1	Vancouver
Mark Fitzpatrick	G	2	4	Quebec
*Daren Puppa	G	3	5	Toronto
Milan Tichy	D	4	7	Chicago
Paul Laus	D	5	10	Pittsburgh
Joe Cirella	D	6	12	NY Rangers
Alexander Godnyuk	D	7	13	Calgary
Gord Murphy	D	8	15	Dallas
Steve Bancroft	D	9	18	Winnipeg
Stephane Richer	D	10	20	Boston
Gord Hynes	D	11	21	Philadelphia
Tom Fitzgerald	C/RW	12	24	NY Islanders
Jesse Belanger	C	13	25	Montreal
Scott Levins	C	14	27	Winnipeg
Scott Mellanby	RW	15	30	Edmonton
Brian Skrudland	C	16	32	Calgary
Mike Hough	LW	17	33	Washington
Dave Lowry	LW	18	35	St. Louis
Bill Lindsay	LW	19	38	Quebec
Andrei Lokakin	RW	20	40	Philadelphia
Randy Gilhen	C	21	41	Tampa Bay
Doug Barrault	LW	22	43	Dallas
Marc Labelle	LW	23	46	Ottawa
Pete Stauber	LW	24	48	Detroit

*Drafted by Tampa Bay in Phase 2 of the Expansion Draft, June 25, 1993.

1993 NHL Entry Draft

June 26, 1993, Le Colisee, Quebec, Canada

PLAYER	PS.	RD.	OVERALL PICK	'92-93 CLUB
Rob Niedermayer	C	1	5	Medicine Hat
Kevin Weekes	G	2	41	Owen Sound
Chris Armstrong	D	3	57	Moose Jaw
Mikael Tjallden	D	3	67	MoDo Jr.
Steve Washburn	C	3	78	Ottawa
Bill McCauley	C	4	83	Detroit
Todd MacDonald	G	5	109	Tacoma
Alain Nasreddine	D	6	135	Drummondville
Trevor Doyle	D	7	161	Kingston
Briane Thompson	D	8	187	S.S. Marie
Chad Cabana	LW	9	213	Tri-City
John Demarco	D	10	239	Arch. Williams
Eric Montreuil	C	11	265	Chicoutimi

SUPPLEMENTAL DRAFT

Chris Imes	D	1	4	U. Maine
------------	---	---	---	----------

1994 NHL Entry Draft

June 28-29, 1994, Hartford Civic Center, Hartford, CT

PLAYER	PS.	RD.	OVERALL PICK	'93-94 CLUB
Ed Jovanovski	D	1	1	Windsor
Rhett Warrenner	D	2	27	Saskatoon
Jason Podollan	C	2	31	Spokane
Ryan Johnson	C	2	36	Thunder Bay Jr. A
David Nemirovsky	RW	4	84	Ottawa
David Geris	D	5	105	Windsor
Matt O'Dette	D	7	157	Kitchener
Jason Boudrias	C	8	183	Laval
Tero Lehtera	LW	10	235	Espoo
Per Gustafsson	D	11	261	HV 71

SUPPLEMENTAL DRAFT

Sean McCann	D	1	1	Harvard
-------------	---	---	---	---------

1995 NHL Entry Draft

July 8, 1995, Northlands Coliseum, Edmonton, Alberta

PLAYER	PS.	RD.	OVERALL PICK	'94-95 CLUB
Radek Dvorak	RW	1	10	Budejovice
Aaron MacDonald	G	2	36	Swift Current
Mike O'Grady	D	3	62	Saskatoon/Lethbridge
Dave Duerden	LW	4	80	Peterborough
Daniel Tjernqvist	D	4	88	Rogle/Angelholm
Francois Cloutier	LW	5	144	Hull
Peter Worrell	LW	7	166	Hull
Filip Kuba	D	8	192	Vitkovice
David Lemanowicz	G	9	218	Spokane

1996 NHL Entry Draft

June 22, 1996, Kiel Center, St. Louis, MO

PLAYER	PS.	RD.	OVERALL PICK	'95-96 CLUB
Marcus Nilson	C	1	20	Djurgarden
Chris Allen	D	3	60	Kingston
Oleg Kvasha	RW	3	65	CSKA Moscow
Joey Tetarenko	D	4	82	Portland
Andrew Long	RW	5	129	Guelph
Gaetan Poirier	LW	6	156	Merimack
Alexandre Couture	D	7	183	Victoriaville
Denis Khloptov	G	8	209	CSKA Moscow
Russell Smith	D	9	235	Hull

FLORIDA PANTHERS DRAFT HISTORY

1997 NHL Entry Draft

June 21, 1997, Civic Arena, Pittsburgh, Pa.

PLAYER	PS.	RD.	OVERALL PICK	'96-97 CLUB
Mike Brown	C	1	20	Red Deer
Kristian Huselius	LW	2	47	Farjestad
Vratislav Cech	D	3	56	Kitchener
Nick Smith	C	3	74	Barrie
Ivan Novoseltsev	RW	4	95	Krylja Sovetov
Pat Parthenais	D	5	127	Detroit
Keith Delaney	C	6	155	Barrie
Tyler Palmer	D	7	183	Lake Superior
Doug Schueller	D	8	211	Twin Cities
Benoit Cote	C	9	237	Shawinigan

1998 NHL Entry Draft

June 27, 1998, Marine Midland Arena, Buffalo, NY

PLAYER	PS.	RD.	OVERALL PICK	'97-98 CLUB
Kyle Rossiter	D	2	30	Spokane
Joe DiPenta	D	3	61	Boston Univ.
Lance Ward	D	3	63	Red Deer
Ryan Jardine	LW	4	89	Sault Ste. Marie
Jaroslav Spacek	D	5	117	Farjestad
Chris Ovington	D	6	148	Red Deer
B.J. Ketcheson	D	7	176	Peterborough
Ian Jacobs	RW	8	203	Ottawa
Adrian Wichser	C	9	231	Kloten

1999 NHL Entry Draft

June 26, 1999, FleetCenter, Boston, Mass.

PLAYER	PS.	RD.	OVERALL PICK	'98-99 CLUB
Denis Shvidki	RW	1	12	Barrie
Alexander Auld	G	2	40	North Bay
Niklas Hagman	LW	3	70	IFK, Jr.
Jean-Francois Laniel	G	3	80	Shawinigan
Morgan McCormick	RW	4	103	Kingston
Rod Sarich	D	4	109	Calgary
Brad Woods	D	6	169	Brampton
Travis Eagles	RW	7	198	Prince George
Jonathon Charron	G	8	227	Val Dor

2000 NHL Entry Draft

June 24-25, 2000, Saddledome, Calgary, Alberta

PLAYER	PS.	RD.	OVERALL PICK	'99-00 CLUB
Vladimir Sapozhnikov	D	2	58	Novokuznetsk
Rob Fried	RW	3	77	Deerfield Academy
Sean O'Connor	RW	3	82	Moose Jaw
Chris Eade	D	4	115	North Bay
Davis Parley	G	4	120	Kamloops
Josh Olson	LW	6	190	Omaha
Janis Sprukts	C	8	234	Lukku Rauma Jr.
Matt Sommerfeld	LW	8	253	Swift Current

2001 NHL Entry Draft

June 23-24, 2001, National Car Rental Center, Sunrise, Fla.

PLAYER	PS.	RD.	OVERALL PICK	'00-01 CLUB
Stephen Weiss	C	1	4	Plymouth
Lukas Krajicek	D	1	24	Peterborough
Greg Watson	C	2	34	Prince Albert
Tomas Malec	D	3	64	Rimouski
Grant McNeill	D	3	68	Prince Albert
Michael Woodford	RW	4	117	Cushing Academy
Billy Thompson	G	5	136	Prince George
Dustin Johner	C	6	169	Seattle
Toni Koivisto	LW	7	200	Lukko Rauma Jr.
Kyle Bruce	RW	8	231	Prince Albert
Jan Blunar	D	9	263	Dukla Trencin Jr.
Ivan Majesky	D	9	267	Ilves Tampere

2002 NHL Entry Draft

June 22-23, 2002, Air Canada Centre, Toronto, Ontario

PLAYER	PS.	RD.	OVERALL PICK	'01-02 CLUB
Jay Bouwmeester	D	1	3	Medicine Hat
Petr Taticcek	C	1	9	Sault Ste. Marie
Rob Globoke	C	2	40	Notre Dame
Gregory Campbell	LW	3	67	Plymouth
Topi Jaakola	D	5	134	Karpat
Vince Bellissimo	C	5	158	Topeka
Jeremy Swanson	D	6	169	Barrie
Mikael Vuorio	G	6	196	Lukko Rauma
Denis Yachmenev	LW	7	200	North Bay
Peter Hafner	D	8	232	Taft H.S.

2003 NHL Entry Draft

June 21-22, 2003, Gaylord Entertainment Center, Nashville, Tenn.

PLAYER	PS.	RD.	OVERALL PICK	'02-03 CLUB
Nathan Horton	C	1	3	Oshawa
Anthony Stewart	RW	1	25	Kingston
Kamil Kreps	C	2	38	Brampton
Stefan Meyer	LW	2	55	Medicine Hat
Martin Lojek	D	4	105	Brampton
James Pemberton	D	4	124	Providence Coll.
Dan Travis	RW	5	141	Deerfield Academy
Martin Tuma	D	5	162	Litvinov Jr.
Denis Stasyuk	C	6	171	Novokuznetsk
Dany Roussin	C	7	223	Rimouski
Petr Kadlec	D	8	234	Slavia
John Hecimovic	RW	9	264	Samia
Tanner Glass	LW	9	265	Nanaimo

2004 NHL Entry Draft

June 26-27, 2004, RBC Center, Raleigh, NC

PLAYER	PS.	RD.	OVERALL PICK	'03-04 CLUB
Rostislav Olesz	C	1	7	Vitkovice
David Shantz	G	2	37	Mississauga
David Booth	LW	3	53	Michigan State
Evan Schafer	D	4	10	Prince Albert
Bret Nasby	D	5	152	Oshawa
Spencer Dillon	D	6	257	Salmon Arm
Luke Beaverson	D	7	283	Green Bay

FLORIDA PANTHERS DRAFT HISTORY

2005 NHL Entry Draft

July 30, 2005, Westin Hotel, Ottawa, Canada

PLAYER	PS.	RD.	OVERALL PICK	'04-05 CLUB
Kendall McArdle	LW	1	20	Moose Jaw
Tyler Plante	G	2	32	Brandon
Dan Collins	RW	3	90	Plymouth
Olivier Legault	D	4	93	Lewiston
Matt Duffy	D	4	104	New Hampshire
Brian Foster	G	5	161	New Hampshire
Roman Derlyuk	D	6	164	Sparta
Zach Bearson	RW	7	224	Waterloo

2006 NHL Entry Draft

June 24-25, 2006, GM Place, Vancouver, British Columbia

PLAYER	PS.	RD.	OVERALL PICK	'05-06 CLUB
Michael Frolik	C/W	1	10	HC Kladno
Brady Calla	RW	3	73	Everett Silvertips
Michael Caruso	D	4	103	Guelph Storm
Derrick LaPoint	D	4	116	Eau Claire North
Peter Aston	D	6	155	Windsor Spitfire
Marc Cheverie	G	7	193	Nanaimo

2007 NHL Entry Draft

June 22-23, 2007, Nationwide Arena, Columbus, Ohio

PLAYER	PS.	RD.	OVERALL PICK	'06-07 CLUB
Keaton Ellerby	D	1	10	Kamloops
Michal Repik	RW	2	40	Vancouver
Evgeni Dadonov	RW	3	71	
Chelyabinsk				
Matt Rust	C	4	101	USA U-18
John Lee	D	5	131	Waterloo
Corey Syvret	D	6	181	Guelph
Ryan Watson	LW	7	191	Cambridge
Sergei Gayduchenko	G	7	202	Yaroslavl

2008 NHL Entry Draft

June 20-21, 2008, Scotiabank Place, Ottawa, Ontario

PLAYER	PS.	RD.	OVERALL PICK	'07-08 CLUB
Jacob Markstrom	G	2	31	Brynäs
Colby Robak	D	2	46	Brandon
Adam Comrie	D	3	80	Saginaw
A.J. Jenks	LW	4	100	Plymouth
Matt Bartkowski	D	7	190	Lincoln

2009 NHL Entry Draft

June 26-27, 2009, Bell Centre, Montreal, Quebec

PLAYER	PS.	RD.	OVERALL PICK	'08-09 CLUB
Dmitry Kulikov	D	1	14	Drummondville
Drew Shore	C	2	44	USA U-18
Josh Birkholz	RW	3	67	Fargo
Garrett Wilson	LW	4	107	Owen Sound
Corban Knight	C	5	135	Okotoks
Wade Megan	C	5	138	S. Kent School
Scott Timmins	C	6	165	Windsor



Assistant GM Randy Sexton with Dmitry Kulikov

2008-2009 REGULAR SEASON REVIEW





2008-09 NHL STANDINGS/STATISTICS

Team Standings

IN PARENTHESES IS CONFERENCE STANDING FOR

PLAYOFF SEEDING

Eastern Conference

ATLANTIC DIVISION							
	GP	W	L	OTL	GF	GA	PTS
New Jersey Devils (3)	82	51	27	4	106	244	209
Pittsburgh Penguins (4)	82	45	28	9	99	264	239
Philadelphia Flyers (5)	82	44	27	11	99	264	238
New York Rangers (7)	82	43	30	9	95	210	218
New York Islanders (15)	82	26	47	9	61	201	279
NORTHEAST DIVISION							
	GP	W	L	OTL	GF	GA	PTS
Boston Bruins (1)	82	53	19	10	116	274	196
Montreal Canadiens (8)	82	41	30	11	93	249	247
Buffalo Sabres (10)	82	41	32	9	91	250	234
Ottawa Senators (11)	82	36	35	11	83	217	237
Toronto Maple Leafs (12)	82	34	35	13	81	250	293
SOUTHEAST DIVISION							
	GP	W	L	OTL	GF	GA	PTS
Washington Capitals (2)	82	50	24	8	108	272	245
Carolina Hurricanes (6)	82	45	30	7	97	239	226
Florida Panthers (9)	82	41	30	11	93	234	231
Atlanta Thrashers (13)	82	35	41	6	76	257	280
Tampa Bay Lightning (14)	82	24	40	18	66	210	279

Western Conference

CENTRAL DIVISION								
Detroit Red Wings	(2)	82	51	21	10	112	295	244
Chicago Blackhawks	(4)	82	46	24	12	104	264	216
St Louis Blues	(6)	82	41	31	10	92	233	233
Columbus Blue Jackets	(7)	82	41	31	10	92	226	230
Nashville Predators	(10)	82	40	34	8	88	213	233
NORTHWEST DIVISION								
Vancouver Canucks	(3)	82	45	27	10	100	246	220
Calgary Flames	(5)	82	46	30	6	98	254	248
Minnesota Wild	(9)	82	40	33	9	89	219	200
Edmonton Oilers	(11)	82	38	35	9	85	234	248
Colorado Avalanche	(15)	82	32	45	5	69	199	25
PACIFIC DIVISION								
San Jose Sharks	(1)	82	53	18	11	117	257	204
Anaheim Ducks	(8)	82	42	33	7	91	245	238
Dallas Stars	(12)	82	36	35	11	83	230	257
Phoenix Coyotes	(13)	82	36	39	7	79	208	252
Los Angeles Kings	(14)	82	34	37	11	79	207	234

Defenseman Scoring Leaders

PLAYER/TEAM	GP	G	A	PTS	-/+	PIM	PP	SH	GW	S	PCTG
Green/WSH	68	31	42	73	24	68	18	1	4	243	12.8
Markov/MTL	78	12	52	64	-2	36	7	0	3	165	7.3
Niedermayer/ANA	78	16	43	59	31	30	10	0	4	180	8.9
Rafalski/DET	82	14	45	59	-8	70	9	0	2	178	7.9
Boyle/SJS	77	16	41	57	6	52	8	0	4	213	7.5
Streit/NYI	74	16	40	56	6	62	10	1	1	150	10.7
Weber/NSH	81	23	30	53	1	80	10	1	4	251	9.2
Souray/EDM	81	23	30	53	1	98	12	1	5	268	8.6
Campbell/CHI	82	7	45	52	5	22	4	0	1	108	6.5
Kronwall/DET	80	6	45	51	2	50	4	0	1	121	5.0
Wideman/BOS	79	13	37	50	32	34	6	1	2	169	7.7
Pronger/ANA	82	11	37	48	0	88	4	0	2	196	5.6
Phaneuf/CGY	80	11	36	47	-11	100	4	0	4	277	4.0
Blake/SJS	73	10	35	45	15	110	6	0	1	198	5.1
Space/BUF	80	8	37	45	2	38	4	0	0	130	6.2
Suter/NSH	82	7	38	45	-16	73	3	0	3	143	4.9
Gilbert/EDM	82	5	40	45	6	26	2	0	1	107	4.7
Keith/CHI	77	8	36	44	33	60	2	1	1	173	4.6
Bieksa/VAN	72	11	32	43	-4	97	5	0	2	153	7.2
Timonen/PHI	77	3	40	43	19	54	2	0	0	104	2.9
Baumgartner/FLA	82	15	27	42	-2	68	9	0	2	182	8.2
Zidlicky/MIN	76	12	30	42	-12	76	10	0	3	147	8.2
Ehrhoff/SJS	77	8	34	42	-12	63	5	0	2	165	4.8

Rookie Scoring Leaders

PLAYER/TEAM	GP	G	A	PTS	-/+	PIM	PP	SH	GW	S	PCTG
Ryan/ANA	64	31	26	57	3	33	12	0	3	174	17.8
Versteeg/CHI	78	22	31	53	15	55	6	4	3	139	15.8
Grabovskiy/TOR	78	20	28	48	-8	92	6	0	2	120	16.7
Berglund/VAN	76	21	26	47	-19	76	7	0	1	143	14.7
Stamkos/TBL	79	23	23	46	-13	39	9	0	1	181	12.7
Frolík/FLA	79	21	24	45	10	22	1	0	2	158	13.3
Wheeler/BOS	81	21	24	45	36	46	3	2	3	150	14.0

PLAYER/TEAM	GP	G	A	PTS	-/+	PIM	PP	SH	GW	S	PCTG
Okposo/NYI	65	18	21	39	-6	36	9	0	3	165	10.9
Oshie/STL	57	14	25	39	16	30	6	1	1	101	13.9
Voracek/CBJ	80	9	29	38	11	44	0	0	1	101	8.9
Neal/DAL	77	24	13	37	-11	51	9	0	2	171	14.0
Ebbett/ANA	48	8	24	32	8	24	6	0	0	100	8.0
Kulemin/TOR	73	15	16	31	-8	18	2	0	1	129	11.6
Brunstrom/DAL	55	17	12	29	-8	8	4	0	5	81	21.0
Mitchell/TOR	76	12	17	29	-16	33	2	0	0	98	12.2
Boedker/PHX	78	11	17	28	-6	18	2	0	3	116	9.5
Giroux/PHI	42	9	18	27	10	14	2	0	0	67	13.4
Doughty/LAK	81	6	21	27	-17	56	3	0	1	126	4.8
Hunwick/BOS	53	6	21	27	15	31	0	0	1	58	10.3
Brouwer/CHI	69	10	16	26	7	50	4	1	0	126	7.9
Brassard/CBJ	31	10	15	25	12	17	3	0	1	59	16.9
Bailey/NYI	68	7	18	25	-14	16	3	0	0	74	9.5
Simmonds/LAK	82	9	14	23	-8	73	2	0	2	127	7.1
Crombeen/STL	81	12	10	22	-9	148	0	1	3	124	9.7
D'Agostini/MTL	53	12	9	21	-17	16	3	0	1	116	10.3

Individual Scoring Leaders

For Art Ross Trophy

PLAYER/TEAM	GP	G	A	PTS	-/+	PIM	PP	SH	GW	S	PCTG
Malkin/PIT	82	35	78	113	17	80	14	2	4	290	12.1
Ovechkin/WSH	79	56	54	110	8	72	19	1	10	528	10.6
Crosby/PIT	77	33	70	103	3	76	7	0	3	238	13.9
Datsyuk/DET	81	32	65	97	34	22	11	1	3	248	2.9
Parise/NJD	82	45	49	94	30	24	14	0	8	364	12.4
Kovalchuk/ATL	79	43	48	91	-12	50	12	0	6	275	15.6
Getzlaf/ANA	81	25	66	91	5	121	9	0	2	227	11.0
Iginla/CGY	82	35	54	89	-2	37	10	0	4	289	12.1
Savard/BOS	82	25	63	88	25	70	9	0	5	213	11.7
Backstrom/WSH	82	22	66	88	16	46	14	0	1	174	12.6
Thornton/SJS	82	25	61	86	16	56	11	0	3	139	18.0
Carter/PHI	82	46	38	84	23	68	13	4	12	342	13.5
Cammalleri/CGY	81	39	43	82	-2	44	19	0	6	255	15.3
D. Sedin/VAN	82	31	51	82	24	36	9	0	7	285	10.9
H. Sedin/VAN	82	22	60	82	22	48	4	0	8	143	15.4
St. Louis/TBL	82	30	50	80	4	14	7	2	3	262	11.5
Richards/PHI	79	30	50	80	22	63	8	7	4	238	12.6
Nash/CBJ	78	40	39	79	11	52	6	5	5	263	15.2
Semin/WSH	62	34	45	79	25	77	8	0	8	223	15.2
Elas/NJD	77	31	47	78	18	32	12	2	6	247	12.6
Ribeiro/DAL	82	22	56	78	-4	52	7	0	1	163	13.5
Havlat/CHI	81	29	48	77	29	30	5	0	5	249	11.6
Whitney/CAR	82	24	53	77	2	32	7	0	2	219	11.0
Kozlov/ATL	82	26	50	76	-14	44	12	0	3	165	15.8
Staal/CAR	82	40	35	75	15	50	14	1	8	372	10.8

2008-09 NHL STATISTICAL LEADERS

Individual Leaders

Goal Scoring

PLAYER	TEAM	GP	G
Alexander Ovechkin	Washington	79	56
Jeff Carter	Philadelphia	82	46
Zach Parise	New Jersey	82	45
Ilya Kovalchuk	Atlanta	79	43
Rick Nash	Columbus	78	40
Eric Staal	Carolina	82	40
Marian Hossa	Detroit	74	40
Thomas Vanek	Buffalo	73	40
Mike Cammalleri	Calgary	81	39
Dany Heatley	Ottawa	82	39
Patrick Marleau	San Jose	76	38
Loui Eriksson	Dallas	82	36
Phil Kessel	Boston	70	36
Evgeni Malkin	Pittsburgh	82	35
Jarome Iginla	Calgary	82	35
Alexander Semin	Washington	62	34
Simon Gagne	Philadelphia	79	34
Jonathan Toews	Chicago	82	34
Johan Franzen	Detroit	71	34
Sidney Crosby	Pittsburgh	77	33
Brad Boyes	St. Louis	82	33
Jason Arnott	Nashville	65	33
Pavel Datsyuk	Detroit	81	32
Jason Spezza	Ottawa	82	32
Corey Perry	Anaheim	78	32

Assists

PLAYER	TEAM	GP	A
Evgeni Malkin	Pittsburgh	82	78
Sidney Crosby	Pittsburgh	77	70
Ryan Getzlaf	Anaheim	81	66
Nicklas Backstrom	Washington	82	66
Pavel Datsyuk	Detroit	81	65
Marc Savard	Boston	82	63
Joe Thornton	San Jose	82	61
Henrik Sedin	Vancouver	82	60
Mike Ribeiro	Dallas	82	56
Alexander Ovechkin	Washington	79	54
Jarome Iginla	Calgary	82	54
Ray Whitney	Carolina	82	53
Andrei Markov	Montreal	78	52
Daniel Sedin	Vancouver	82	51
Todd White	Atlanta	82	51
David Krejci	Boston	82	51
Mike Richards	Philadelphia	79	50
Martin St. Louis	Tampa Bay	82	50
Vyacheslav Kozlov	Atlanta	82	50
Daniel Alfredsson	Ottawa	79	50
Zach Parise	New Jersey	82	49
Jean-Pierre Dumont	Nashville	82	49
Brian Rafalski	Detroit	78	49
Ilya Kovalchuk	Atlanta	79	48
Martin Havlat	Chicago	81	48

Power-Play Goals

PLAYER	TEAM	GP	PPG
Thomas Vanek	Buffalo	73	20
Alexander Ovechkin	Washington	79	19
Mike Cammalleri	Calgary	81	19
Mike Green	Washington	68	18
Teemu Selanne	Anaheim	65	16
Brad Boyes	St. Louis	82	16
Dany Heatley	Ottawa	82	15

Short-Handed Goals

PLAYER	TEAM	GP	SHG
Mike Richards	Philadelphia	79	7
Patrick Marleau	San Jose	76	5
Rick Nash	Columbus	78	5
Jeff Carter	Philadelphia	82	4
Kris Versteeg	Chicago	78	4
Radek Dvorak	Florida	81	4
Sean Bergenheim	NY Islanders	59	4
Alex Burrows	Vancouver	82	4
Simon Gagne	Philadelphia	79	4
Mikko Koivu	Minnesota	79	4

Game-Winning Goals

PLAYER	TEAM	GP	GWG
Jeff Carter	Philadelphia	82	12
Brad Boyes	St. Louis	82	11
Patrick Marleau	San Jose	76	10
Alexander Ovechkin	Washington	79	10
Petr Sykora	Pittsburgh	76	10
Derek Roy	Buffalo	82	9
Zach Parise	New Jersey	82	8
Corey Perry	Anaheim	78	8
Alexander Semin	Washington	62	8
Marian Hossa	Detroit	74	8

Plus/Minus

PLAYER	TEAM	GP	+/ -
David Krejci	Boston	82	37
Blake Wheeler	Boston	81	36
Pavel Datsyuk	Detroit	81	34
Travis Zajac	New Jersey	82	33
Duncan Keith	Chicago	77	33

Penalty Minutes

PLAYER	TEAM	GP	PIM
Daniel Carcillo	Philadelphia	74	254
Shane O'Brien	Vancouver	77	196
Colton Orr	NY Rangers	82	193
Zachery Stortini	Edmonton	52	181
Jared Boll	Columbus	75	180

Shots On Goal

PLAYER	TEAM	GP	SOG
Alexander Ovechkin	Washington	79	528
Eric Staal	Carolina	82	372
Zach Parise	New Jersey	82	364
Jeff Carter	Philadelphia	82	342
Henrik Zetterberg	Detroit	77	309

Shooting Percentage

PLAYER	TEAM	GP	PCTG
Ryan Malone	Tampa Bay	70	21.0
Loui Eriksson	Dallas	82	20.2
Kyle Wellwood	Vancouver	74	19.1
Thomas Vanek	Buffalo	73	19.0
Andrew Brunette	Minnesota	80	18.6

* Indicates Rookie

2008-09 GAME RESULTS

	Date	Team	W/L	Record	GF-GA	Scorers	GWG	PP	PK	SF-SA	W-L Goalie	Attn.
1	10/10	@ Carolina	L	00-01-00	4-6	10,61p,14,16p	20	2-6	2-4	33-24	30 - 29	18680
2	10/11	Atlanta	W*	01-01-00	3-2	10,9,10	10	0-5	5-5	39-33	29 - 32	18401
3	10/16	Minnesota	L	01-02-00	2-6	44,3	20	0-4	3-6	26-34	32 - 29	12106
4	10/18	NY Islanders	W	02-02-00	2-0	44,61p	44	1-6	2-2	36-31	29 - 39	16087
5	10/20	@ Montreal	L	02-03-00	1-3	2	51	0-2	5-5	36-34	41 - 29	21273
6	10/22	@ Ottawa	W	03-03-00	3-1	85,16,61	16	0-4	5-6	21-42	31 - 29	18952
7	10/24	San Jose	W	04-03-00	4-3	61,20,16,61	61	0-3	3-5	35-50	29 - 20	15232
8	10/25	@ St. Louis	L	04-04-00	0-4	-	22	0-5	5-7	17-31	30 - 31	19150
9	10/30	Ottawa	L	04-05-00	1-2	2p	22	1-3	4-5	26-31	31 - 29	13567
10	11/01	@ Nashville	O**	04-05-01	2-3	85,3	10	0-3	3-4	26-32	35 - 31	14909
11	11/02	@ Atlanta	L	04-06-01	3-5	10p,16,7	10	1-3	3-4	21-31	31 - 29	10584
12	11/06	@ Los Angeles	L	04-07-01	2-3	13,16s	23	0-5	3-4	15-32	31 - 29	11267
13	11/08	@ Phoenix	L	04-08-01	1-4	20	89	0-1	7-7	27-39	30 - 29	14807
14	11/09	@ Anaheim	W	05-08-01	3-1	10,10,10p	10	1-4	4-4	26-45	31 - 35	16951
15	11/12	Tampa Bay	W	06-08-01	4-0	24,16p,11p,11	24	2-6	5-5	31-24	31 - 41	12104
16	11/14	Detroit	L	06-09-01	2-3	20,9	93	0-3	3-4	27-32	29 - 29	18637
17	11/18	@ Tampa Bay	W**	07-09-01	4-3	24,10p,24p,16x	16	2-5	2-2	36-52	29 - 41	16176
18	11/20	@ New Jersey	L	07-10-01	1-3	67p	7	1-2	2-2	24-19	35 - 29	14291
19	11/21	@ Boston	L	07-11-01	2-4	10,18	46	0-4	2-3	32-39	30 - 29	16878
20	11/24	Carolina	W	08-11-01	3-2	10,18,11	11	0-0	2-2	22-29	29 - 49	11117
21	11/26	New Jersey	O*	08-11-02	2-3	4,10	29	0-5	3-4	38-37	35 - 31	14932
22	11/28	NY Rangers	O**	08-11-03	3-4	14,4p,10	13	1-6	5-5	41-46	30 - 31	18106
23	11/30	@ NY Rangers	W	09-11-03	4-0	18,9,11,67	18	0-3	5-5	30-37	31 - 30	18200
24	12/02	@ Washington	W	10-11-03	5-3	18,4p,24p,14,11	14	2-4	2-4	22-26	31 - 60	16792
25	12/04	Buffalo	W	11-11-03	2-1	11,2	2	0-2	3-4	25-46	31 - 30	13123
26	12/06	Boston	L	11-12-03	0-4	-	73	0-2	3-4	27-32	35 - 31	16213
27	12/08	@ Ottawa	W*	12-12-03	4-3	44,32,4p,9	9	1-5	3-3	40-38	31 - 31	17947
28	12/11	@ Edmonton	W	13-12-03	2-0	9p,14	77	0-1	3-3	16-41	31 - 32	16839
29	12/12	@ Calgary	W**	14-12-03	3-2	28s,4,9x	9	0-4	5-5	29-37	29 - 34	19289
30	12/14	@ Vancouver	L	14-13-03	3-5	44,4,67	42	0-5	4-6	21-30	35 - 31	18630
31	12/18	@ Carolina	O*	14-13-04	1-2	61	77	0-1	3-4	20-37	30 - 29	14533
32	12/21	Colorado	W	15-13-04	3-0	53,20,24p	53	1-4	3-3	24-23	29 - 31	16132
33	12/23	Nashville	W	16-13-04	3-0	67,61,67	67	0-5	2-2	43-27	29 - 35	14703
34	12/26	Tampa Bay	O**	16-13-05	3-4	2,61p,24	12	1-5	5-5	28-35	41 - 31	16961
35	12/27	@ Tampa Bay	L	16-14-05	4-6	10,16p,10p,9	12	2-8	5-6	29-42	41 - 29	18226
36	12/29	Montreal	L	16-15-05	2-5	67,10	40	0-5	5-6	28-29	31 - 31	20741+
37	12/31	@ NY Islanders	L	16-16-05	2-4	53,16	20	0-4	4-6	29-35	35 - 29	12211
38	01/03	@ Pittsburgh	W	17-16-05	6-1	18,16,24p,20p,16,67	16	2-7	3-3	30 - 29	31 - 29	17042
39	01/04	@ Montreal	O**	17-16-06	5-6	53,10p,14s,22,14	79	1-6	5-5	29 - 32	41 - 31	21273
40	01/06	@ Toronto	W	18-16-06	4-2	9p,18,67,11	67	1-4	3-4	32 - 29	29 - 35	19197
41	01/08	Carolina	W	19-16-06	4-2	10,4p,16,11	16	1-2	0-0	29 - 39	29 - 30	10323
42	01/10	Atlanta	W	20-16-06	8-4	67,4,14s,18,61,10,18,16	61	0-4	4-5	41 - 29	29 - 32	14323
43	01/16	Philadelphia	O**	20-16-07	2-3	24p,4p	12	2-6	2-3	31 - 29	30 - 29	17827
44	01/17	@ Tampa Bay	W	21-16-07	4-3	11,61p,20,4p	4	2-2	3-4	29 - 20	29 - 41	17217
45	01/19	Buffalo	O**	21-16-08	2-3	10,16	12	0-3	4-5	30 - 31	30 - 29	12480
46	01/21	Dallas	L	21-17-08	1-4	3	63	0-1	1-2	31 - 29	35 - 29	11200
47	01/27	Philadelphia	W	22-17-08	3-2	24,67,10p	10	1-6	3-3	35 - 31	29 - 43	13904
48	01/29	Montreal	W	23-17-08	5-1	4p,9p,20,14,67	9	2-4	1-2	31 - 29	29 - 31	16334
49	01/31	@ NY Islanders	L	23-18-08	1-3	11	13	0-6	3-4	31 - 29	34 - 29	13336
50	02/03	@ Toronto	W*	24-18-08	4-3	11,9,61p,24	24	1-1	2-2	30 - 29	31 - 35	19095
51	02/05	NY Islanders	W	25-18-08	3-2	4,3,20	20	0-2	2-4	31 - 35	29 - 35	14206
52	02/07	@ Washington	L	25-19-08	1-3	2	52	0-4	3-4	31 - 41	60 - 29	18277
53	02/10	Toronto	W*	26-19-08	5-4	53,16,18,20,20	20	0-3	3-4	29 - 29	29 - 35	13764
54	02/12	@ Carolina	W	27-19-08	5-0	16,20,13,11,67	16	0-5	5-5	29 - 41	29 - 30	18680
55	02/13	NY Rangers	W**	28-19-08	2-1	67,20x	20	0-2	2-2	35 - 29	29 - 30	17042
56	02/15	Washington	L	28-20-08	2-4	67,16p	8	1-8	1-2	30 - 29	60 - 29	17279
57	02/17	New Jersey	W	29-20-08	4-0	9,20p,16,61	9	1-4	5-5	29 - 49	29 - 35	14514
58	02/19	Chicago	L	29-21-08	0-4	-	16	0-2	5-5	35 - 31	38 - 29	16133
59	02/21	Boston	W	30-21-08	2-0	14s,14	14	0-4	6-6	30 - 31	29 - 30	19343+
60	02/24	@ Boston	L	30-22-08	1-6	28	45	0-1	1-2	31 - 30	30 - 31	16781
61	02/26	@ NY Rangers	W	31-22-08	2-1	10,16	16	0-4	3-3	31 - 60	31 - 30	18200

2008-09 GAME RESULTS

	Date	Team	W/L	Record	GF-GA	Scorers	GWG	PP	PK	SF-SA	W-L Goalie	Attn.
62	02/28	@ New Jersey	L	31-23-08	2-7	18,24	18	0-3	2-3	31 - 30	30 - 31	16256
63	03/01	@ Washington	W	32-23-08	6-2	9p,24p,4p,20,22,67	4	3-6	1-2	35 - 31	31 - 60	18277
64	03/03	@ Atlanta	W	33-23-08	4-3	67,67,61,20	20	0-3	2-2	31 - 31	29 - 32	10329
65	03/05	Pittsburgh	L	33-24-08	1-4	14	48	0-2	4-4	31 - 32	29 - 29	18933
66	03/07	St. Louis	W	34-24-08	5-3	16,10p,10p,14,10	14	2-5	3-4	29 - 34	29 - 50	17591
67	03/10	@ Pittsburgh	O**	34-24-09	3-4	44,28,2	58	0-2	6-6	35 - 31	29 - 29	17132
68	03/12	@ Buffalo	L	34-25-09	1-3	32	20	0-4	3-4	30 - 29	40 - 29	18690
69	03/14	Tampa Bay	O**	34-25-10	3-4	67,10p,10	91	1-3	3-4	29 - 31	31 - 29	17734
70	03/17	Washington	L	34-26-10	0-3	-	21	0-4	1-1	29 - 35	60 - 29	14650
71	03/19	Toronto	W	35-26-10	3-1	9s,20,18	20	0-2	3-4	41 - 31	29 - 29	15467
72	03/21	Columbus	L	35-27-10	1-3	85	14	0-3	1-1	41 - 29	1 - 29	17032
73	03/23	Carolina	O*	35-27-11	2-3	4,61p	13	1-4	0-1	31 - 31	30 - 29	14304
74	03/25	@ Buffalo	L	35-28-11	3-5	53,20,67	19	0-2	3-5	35 - 29	32 - 29	18690
75	03/26	@ Philadelphia	W	36-28-11	4-2	61p,14,53,10p	53	2-4	3-3	31 - 29	31 - 43	19631
76	03/28	@ Dallas	W	37-28-11	6-3	61p,9,16,28,4p,14s	28	2-4	3-3	41 - 31	31 - 35	18532
77	03/31	Ottawa	W	38-28-11	5-2	16,20p,24p,9,67	24	2-4	2-2	29 - 35	31 - 30	15247
78	04/03	Atlanta	L	38-29-11	1-3	11	47	0-4	3-3	29 - 30	1 - 31	15945
79	04/05	Pittsburgh	W	39-29-11	4-2	85,24,10p,18	10	1-3	3-4	29 - 32	29 - 29	18232
80	04/07	@ Philadelphia	L	39-30-11	1-2	53	17	0-3	2-2	30 - 29	43 - 29	19637
81	04/09	@ Atlanta	W	40-30-11	3-2	16p,61,10	10	1-8	4-5		29 - 1	15738
82	04/11	Washington	W	41-30-11	7-4	10,14,24p,10,55,67,74	55	1-1	2-3		29 - 60	18527

*Overtime, **Shootout, +Home Sellout, X SO, GWG

Total Home Attendance: 640,476

Average Home Attendance: 15,621

Percentage of Home Capacity: 81.1%

Sellouts: 2

2008-09 PANTHERS FINAL SCORING

Rank	Player	Pos	GP	G	A	P	+/-	PIM	PP	SH	GW	OT	S	%	TOI/G	Sft/G	F0%
1	Stephen Weiss	C	78	14	47	61	19	22	4	1	4	1	154	9.1	17:48	23.7	50.9
2	David Booth	L	72	31	29	60	10	38	11	0	5	1	246	12.6	17:05	22.7	41.2
3	Cory Stillman	L	63	17	32	49	1	37	8	0	2	0	115	14.8	16:35	21	36.7
4	Nathan Horton	C	67	22	23	45	-5	48	5	1	5	0	131	16.8	17:51	23.1	43.7
5	Michael Frolik	C	79	21	24	45	10	22	1	0	2	0	158	13.3	14:48	19.5	40.3
6	Jay Bouwmeester	D	82	15	27	42	-2	68	9	0	2	0	182	8.2	26:59	30.8	0
7	Bryan McCabe	D	69	15	24	39	-1	41	8	0	3	1	153	9.8	23:08	26.2	0
8	Radek Dvorak	R	81	15	21	36	0	42	0	4	3	0	136	11	16:26	22.5	35.3
9	Keith Ballard	D	82	6	28	34	14	72	1	0	1	0	106	5.7	22:23	27.7	0
10	Richard Zednik	R	70	17	16	33	2	46	3	0	4	1	153	11.1	15:35	20.5	0
11	Gregory Campbell	C	77	13	19	32	0	76	1	0	1	0	135	9.6	16:47	23	50
12	Ville Peltonen	L	79	12	19	31	6	31	0	0	1	0	121	9.9	15:15	21.3	28.1
13	Steve Eminger	D	71	5	21	26	-3	50	2	0	1	0	85	5.9	21:36	28.7	0
14	Nick Boynton	D	68	5	16	21	7	91	0	0	1	0	104	4.8	16:35	22.9	0
15	Brett McLean	R	80	7	12	19	-12	29	0	0	2	0	114	6.1	12:25	18	43.2
16	Kamil Kreps	C	66	4	15	19	2	18	0	1	1	0	77	5.2	13:58	20.5	50.5
17	Karlis Skrastins	D	80	4	14	18	9	30	0	0	0	0	55	7.3	20:33	26.2	0
18	Jassen Cullimore	D	68	2	8	10	-10	37	0	0	0	0	52	3.8	16:47	21.6	0
19	Rostislav Olesz	L	37	4	5	9	-5	8	0	0	0	0	69	5.8	13:11	19.2	20
20	Anthony Stewart	R	59	2	5	7	-6	34	0	0	0	0	56	3.6	7:38	11.5	33.3
21	Nick Tarnasky	L	45	1	6	7	-1	50	0	0	0	0	38	2.6	7:19	10.9	0
22	Michal Repik	R	5	2	0	2	1	2	0	0	0	0	7	28.6	7:31	12.8	100
23	Shawn Matthias	C	16	0	2	2	-3	2	0	0	0	0	11	0	9:09	13.8	50.5
24	Bryan Allen	D	2	0	1	1	2	0	0	0	0	0	5	0	27:11	31	0
25	Kenndal McArdle	L	3	0	0	0	-1	2	0	0	0	0	1	0	7:30	12	0
26	Janis Sprukts	C	1	0	0	0	0	0	0	0	0	0	1	0	12:19	17	0
27	Tanner Glass	L	3	0	0	0	0	7	0	0	0	0	1	0	6:45	12.3	100
28	Jason Garrison	D	1	0	0	0	0	0	0	0	0	0	0	0	11:57	15	0

Goaltenders

Rank	#	Player	GPI	MIN	AVG.	W	L	OT	EN	SO	GA	SVS	SV%	G	A	PIM
1	29	Tomas Vokoun	59	3324:03	2.49	26	23	6	5	6	138	1718	.926	0	1	2
2	31	Craig Anderson	31	1635:52	2.71	15	7	5	0	3	74	903	.924	0	1	2

2008-09 PANTHERS HIGHS & LOWS

Individual

Most goals, game	(3)	Booth, 2X (MR: Mar. 7 vs. St. Louis)
Most assists, game	(3)	6X (MR: Booth, Apr. 11 vs Washington)
Most points, game	(5)	Booth, Apr. 11 vs Washington
Most goals, period	(2)	3X (MR: Dvorak, Feb. 21 vs Boston)
Most assists, period	(3)	Horton, Jan. 19 at Tampa
Most points, period	(3)	McCabe, 2X (MR: Mar. 1 at Washington)
Most shots, game	(9)	Frolik, Dec. 23 vs. Nashville
Most shots, period	(7)	Horton, Oct. 11 vs Atlanta
Most penalty minutes, game	(18)	Ballard, Oct. 25 at St. Louis
Most ice time, game	(34:52)	Bouwmeester, Oct. 11 vs Atlanta
Most hat tricks, season	(2)	Booth
Most power play goals, season	(11)	Booth
Most shorthanded goals, season	(4)	Dvorak
Most game-winning goals, season	(5)	Booth, Horton
Most overtime goals, season	(1)	Booth, McCabe, Weiss, Zednik
Most shutouts, season	(6)	Vokoun
Consecutive games goal scoring	(4)	Booth, Nov. 21-Nov.28
Consecutive games assist scoring	(6)	Booth, Dec. 31-Jan. 10
Consecutive games point scoring	(8)	Booth, Dec. 27-Jan. 10
Consecutive games won	(4)	Anderson, Mar. 1-Mar. 31
Consecutive games lost	(5)	Vokoun, Oct. 30-Nov. 14

Team

Winning streak	3	4X (MR: Mar. 26-31)
Winning streak, home	5	Jan. 27-Feb. 13
Winning streak, road	5	Nov. 30-Dec. 12*
Losing streak	6	Oct. 25 - Nov. 8
Losing streak, home	2	Nov. 26 - Nov. 28
Losing streak, road	5	Oct. 25 - Nov. 8
Largest margin of victory	5	2X (MR: Feb. 12 at Carolina)
Largest margin of defeat	5	2X (MR: Feb. 28 at New Jersey 2-7 L)
Most goals, game	8	Jan. 10 vs. Atlanta (8-4 W)
Most goals, home, game	8	Jan. 10 vs. Atlanta (8-4 W)
Most goals, road, game	6	3X (MR: Mar. 28 at Dallas (6-3 W)
Most goals against, game	7	Feb. 28, 2009 at New Jersey (2-7 L)
Most goals against, home, game	6	Oct. 16, 2008 vs. Minnesota (2-6 L)
Most goals against, road, game	7	Feb. 28, 2009 at New Jersey (2-7 L)
Most goals, both teams, game	12	Jan. 10 vs. Atlanta (8-4 W)
Most goals, period	5	Jan. 10 vs Atlanta (8-4 W)*
Most goals against, period	4	3X (MR: Mar. 26 at Buffalo -3rd Period (3-5 L))
Most power play goals, game	3	Mar. 1 at Washington (6-2 W)
Most power play goals against, game	3	Oct. 16, 2008 vs. Minnesota (2-6 L)
Most shorthanded goals, game	1	2X (MR: Dec. 12 at Calgary (3-2 SOW))
Most shorthanded goals against, game	2	Dec. 29 vs. Montreal
Most penalty minutes both teams, game	60	12/26/08 vs. Tampa Bay (3-4 SOL)
Most penalty minutes, game	36	10/25/08 at St. Louis (0-4 L)
Fewest penalty minutes combined, game	4	2X (MR: Jan. 8 vs. Carolina (4-2 W)
Fewest penalty minutes, game	0	Jan. 8 vs. Carolina (4-2 W)
Most shots combined, game	88	Nov. 18 at Tampa Bay (4-3 SOW)
Fewest shots combined	43	Nov. 20 at New Jersey (1-3 L)
Most shots Panthers, game	43	Dec. 23 vs. Nashville (3-0 W)
Fewest shots Panthers, game	15	Nov. 6 at Los Angeles
Most shots against, game	52	Nov. 18 at Tampa Bay (4-3 SOW)
Fewest shots against, game	16	Dec. 11 at Edmonton (2-0 W)
Most shots, period	20	Dec. 8 at Ottawa (4-3 OTW) [2nd pd]
Fewest shots, period	0	Mar. 17 vs. Washington [3rd pd.]
Most shots against, period	26	10/22/08 at Ottawa (3-1 W) [3rd pd.]
Fewest shots against, period	1	Nov. 20 at New Jersey (3-1 L) [2nd pd.]

*Franchise Record

2008-09 MISCELLANEOUS STATS

Miscellaneous

Home Record	22-12-7
Road Record	19-18-4
1-goal games.....	16-15
2-goal games.....	12-15
3-goal games.....	13-11
Scoring first	24-11-4
Opponent scoring first	17-19-7
Leading after 1 period	17-6-3
Trailing after 1 period	9-14-5
Tied after 1 period	15-10-3
Leading after 2 periods	29-3-3
Trailing after 2 periods	3-22-5
Tied after 2 periods	9-5-3
Overtime Record - This Season	7-11
Overtime Record - Franchise	56-100-142
Outshooting opponent	14-7-5
Outshot by opponent.....	26-22-6
Even shots	1-1-0
vs. Northeast	10-8-2
vs. Atlantic	10-6-4
vs. Southeast.....	13-7-4
vs. EASTERN CONFERENCE	33-21-10
vs. Central.....	2-4-1
vs. Pacific.....	3-3-0
vs. Northwest	3-2-0
vs. WESTERN CONFERENCE	8-9-1

GOALS BY PERIOD	1	2	3	OT	T	AVG
Panthers	68	87	72	4	231	2.8
Opponents	62	76	82	3	223	2.7

SHOTS BY PERIOD	1	2	3	OT	T	AVG
Panthers	792	873	704	43	2412	29.4
Opponents	925	924	947	47	2843	34.7

POWER PLAY	G	ATT	PCT
Overall	51	308	16.6 (24th NHL)
Home	23	150	15.3 (T-25th NHL)
Road	28	158	17.7 (18th NHL)

PENALTY KILLING	G	TSH	PCT
Overall.....	54	311	82.6 (9th NHL)
Home	26	146	82.2 (11th NHL)
Road	28	165	83.0 (5th NHL)

7 Short-Handed Goals Allowed (T-16th NHL)

PENALTIES	GP	MIN	AVG/RANK
Panthers	82	884	11.0 (4th NHL)

Individual Leaders

PANTHERS

Points

Stephen Weiss (61), David Booth (60), Cory Stillman (49)

Goals

David Booth (31), Nathan Horton (22), Michael Frolik (21)

Assists

Stephen Weiss (47), Cory Stillman (32), David Booth (29)

PPG

David Booth (11), Jay Bouwmeester (9), Cory Stillman (8)

Individual Leaders Cont.

PANTHERS

SHG

Radek Dvorak (4), Stephen Weiss (1), Nathan Horton (1)

GWG

Nathan Horton (5), David Booth (5), Richard Zednik (4)

3+ Goals

David Booth (2)

PIM

Nick Boynton (91), Gregory Campbell (76), Keith Ballard (72)

Shots

David Booth (246), Jay Bouwmeester (182), Michael Frolik (158)

Plus/Minus

Stephen Weiss (+19), Keith Ballard (+14), David Booth (+10)

Goaltenders

PANTHERS	GP	MIN	GA	AVG	W	L	SO
C. Anderson	31	1636	74	2.71	15	7	3
T. Vokoun	59	3324	138	2.49	26	23	6

Situational Goals for and Against

	PANTHERS GF	OPPONENT GA
Five-on-Five	156	146
Five-on-Four	44	6
Five-on-Three	5	0
Four-on-Four	8	6
Four-on-Three	0	0
Three-on-Three	0	0
Three-on-Four	0	0
Three-on-Five	0	3
Four-on-Five	6	51
Empty Net	9	11
Pen. Shot	3	0
Totals	231	223

Panthers Special Teams Scoring

POWER PLAY	G	A	PTS
David Booth	11	5	16
Jay Bouwmeester	9	11	20
Cory Stillman	8	13	21
Bryan McCabe	8	11	19
Nathan Horton	5	9	14
Stephen Weiss	4	17	21
Richard Zednik	3	1	4
Steve Eminger	2	10	12
Michael Frolik	1	11	12
Keith Ballard	1	4	5
Gregory Campbell	1	1	2
Nick Boynton	0	3	3
Jassen Cullimore	0	1	1
Rostislav Olesz	0	1	1
Brett McLean	0	1	1
Ville Peltonen	0	1	1

SHORT-HANDED	G	A	PTS
Radek Dvorak	4	0	4
Nathan Horton	1	0	1
Kamil Krepis	1	0	1
Stephen Weiss	1	0	1

2008-09 TRANSACTIONS

- 3/13/09 - **RW Michal Repik** reassigned to Rochester (AHL), **LW Rostislav Olesz** activated from injured reserve
- 3/12/09 - **RW Michal Repik** recalled from Rochester (AHL)
- 3/11/09 - **D Keaton Ellerby** reassigned to Rochester (AHL)
- 3/10/09 - **D Keaton Ellerby** recalled from Rochester (AHL)
- 3/04/09 - Panthers acquire **D Steve Eminger** from Tampa Bay for **D Noah Welch** and a 2009 3rd round draft selection
- 3/04/09 - **D Keaton Ellerby** reassigned to Rochester (AHL)
- 3/03/09 - **D Keaton Ellerby** recalled from Rochester (AHL)
- 1/19/09 - **D Cory Murphy** claimed off waivers by Tampa Bay
- 1/11/09 - **C Shawn Matthias** reassigned to Rochester (AHL), **D Cory Murphy** recalled from Rochester (AHL)
- 1/06/09 - **C Shawn Matthias** recalled from Rochester (AHL)
- 1/05/09 - **C Shawn Matthias** reassigned to Rochester (AHL)
- 1/03/09 - **C Shawn Matthias** recalled from Rochester (AHL)
- 1/01/09 - **C Shawn Matthias** reassigned to Rochester (AHL)
- 12/30/08 - **D Cory Murphy** activated from IR and assigned to Rochester (AHL) for a 14-day conditioning assignment, **C Shawn Matthias** recalled from Rochester (AHL)
- 12/29/08 - **C Kamil Krepis** placed on IR
- 12/15/08 - **C Shawn Matthias** and **RW Michal Repik** reassigned to Rochester (AHL), **D Noah Welch** recalled from Rochester (AHL), **RW Nathan Horton**, **LW David Booth** and **LW Richard Zednik** activated from IR
- 12/12/08 - **LW Tanner Glass** reassigned to Rochester (AHL)
- 12/08/08 - **LW Rostislav Olesz** placed on IR, **LW Tanner Glass** and **RW Michal Repik** recalled from Rochester (AHL)
- 12/07/08 - **C Janis Sprukts** and **LW Kenndal McArdle** reassigned to Rochester (AHL), **LW Cory Stillman** activated from IR
- 12/06/08 - **C Janis Sprukts** recalled from Rochester (AHL)
- 12/05/08 - **LW David Booth** placed on IR
- 12/01/08 - **C Nathan Horton** and **LW Richard Zednik** placed on IR, **LW Kenndal McArdle** recalled from Rochester (AHL)
- 11/28/08 - **C Shawn Matthias** recalled from Rochester (AHL)
- 11/27/08 - **C Nick Tarnasky** acquired from the Nashville Predators in exchange for **RW Wade Belak**
- 11/22/08 - **RW Wade Belak** placed on waivers
- 11/20/08 - **C Kamil Krepis** activated from IR, **LW Cory Stillman** placed on IR
- 11/14/08 - **G Tyler Plante** returned to Dayton (ECHL)
- 11/12/08 - **LW Cory Stillman** activated from IR and **C Kamil Krepis** placed on IR, **G Tyler Plante** recalled from Dayton (ECHL)
- 11/05/08 - **D Bryan McCabe**, **C Gregory Campbell** and **C Stephen Weiss** activated from IR, **LW Cory Stillman** placed on IR
- 10/31/08 - **C Shawn Matthias** reassigned to Rochester (AHL) and **C Stephen Weiss** placed on IR
- 10/30/08 - **C Shawn Matthias** recalled from Rochester (AHL)
- 10/26/08 - **D Jason Garrison** reassigned to Rochester (AHL)
- 10/25/08 - **D Jason Garrison** recalled from Rochester (AHL)
- 10/24/08 - **D Bryan Allen** placed on IR
- 10/16/08 - **D Karlis Skrstins** activated from IR
- 10/13/08 - **D Bryan McCabe** placed on IR
- 10/09/08 - **C Shawn Matthias** assigned to the Rochester Americans (AHL)
- 10/04/08 - **LW Tanner Glass** assigned to the Rochester Americans (AHL)
- 9/29/08 - **G Chris Beckford-Tseu**, **C David Brine**, **RW Mike Duco**, **LW Kenndal McArdle**, **RW Michal Repik** and **C Janis Sprukts** assigned to Rochester (AHL)
- 9/28/08 - **D Peter Aston**, **D Luke Beaverson**, **RW Brady Calla**, **D Michael Caruso**, **RW Dan Collins**, **D James DeLory**, **D Keaton Ellerby**, **D Rory Fitzpatrick**, **D Jason Garrison**, **D Jordan Henry**, **C Drew Larman**, **D Franklin MacDonald**, **F Steve MacIntyre**, **C Stefan Meyer**, **G Tyler Plante**, **G David Shantz** and **C Andrew Sweetland** assigned to Rochester (AHL)

2008-09 INJURY BREAKDOWN

PLAYER	INJURY	DATE OUT	DATE RETURNED	# OF GAMES MISSED
Nathan Horton	Finger Laceration	03/10/09	03/23/09	6
Bryan McCabe	Fractured Orbital Bone	03/10/09	03/14/09	3
David Booth	Upper Body	03/03/09	03/05/09	1
Cory Stillman	Ankle	02/26/09	03/03/09	3
Tomas Vokoun	Ear Infection	02/24/09	03/03/09	4
David Booth	Flu	01/31/09	02/05/09	2
Nick Boynton	Flu	01/19/09	01/21/09	1
Ville Peltonen	Knee	01/17/09	01/27/09	2
Kamil Kreps	Shoulder	12/27/08	01/17/09	9
Jassen Cullimore	Hand	12/23/08	12/29/08	3
Jassen Cullimore	Flu	12/18/08	12/21/08	1
Rostislav Olesz	Groin	12/04/08	3/13/09	43
David Booth	Shoulder	11/30/08	12/14/08	7
Nathan Horton	Ankle Laceration	11/26/08	12/14/08	9
Richard Zednik	Arm	11/24/08	12/14/08	10
Nick Boynton	Concussion	11/24/08	11/28/08	2
Jassen Cullimore	Knee	11/21/08	11/24/08	1
Kamil Kreps	Concussion	11/08/08	11/20/08	5
Cory Stillman	Concussion	11/18/08	12/12/08	13
Cory Stillman	Concussion	11/02/08	11/12/08	3
Stephen Weiss	Groin	10/25/08	11/06/08	4
Gregory Campbell	Hip Flexor	10/24/08	11/06/08	5
Cory Murphy	Shoulder	10/25/08	12/30/08	29
Bryan Allen	Knee	10/12/08	4/11/09	80
Bryan McCabe	Back	10/11/08	11/06/08	10
Karlis Skrastins	Neck	10/10/08	10/16/08	2

Total Man Games Lost to Injury: 258

2008-09 OPENING & CLOSING LINEUPS

Opening Game: 4-6 Loss at Carolina 10/10/08

#	NAME	POS	#	NAME	POS
2	Keith Ballard	D	21	Cory Murphy	D
4	Jay Bouwmeester	D	24	Bryan McCabe	D
5	Bryan Allen (A)	D	28	Kamil Kreps	C
9	Stephen Weiss (A)	C	33	Wade Belak	R
10	David Booth	L	44	Nick Boynton	D
11	Gregory Campbell	C	53	Brett McLean	C
14	Radek Dvorak	R	61	Cory Stillman (A)	L
16	Nathan Horton	C	85	Rostislav Olesz	C
18	Ville Peltonen	L	29	Tomas Vokoun	G
20	Richard Zednik	L	31	Craig Anderson	G

Closing Game: 7-4 Win vs. Washington 4/11/09

#	NAME	POS	#	NAME	POS
2	Keith Ballard	D	24	Bryan McCabe (A)	D
3	Karlis Skrastins	D	28	Kamil Kreps	C
4	Jay Bouwmeester	D	53	Brett McLean	R
9	Stephen Weiss (A)	C	55	Steve Eminger	D
10	David Booth	L	61	Cory Stillman (A)	L
11	Gregory Campbell	C	67	Michael Frolik	C
14	Radek Dvorak	R	74	Nick Tarnasky	L
16	Nathan Horton	C	85	Rostislav Olesz	L
20	Richard Zednik	R	29	Tomas Vokoun	G
22	Jassen Cullimore	D	31	Craig Anderson	G

2008-09 HOME/ROAD SCORING

	HOME					ROAD					TOTAL				
	GP	G	A	PTS	+/-	GP	G	A	PTS	+/-	GP	G	A	PTS	+/-
Weiss, Stephen	40	6	24	30	18	38	8	23	31	1	78	14	47	61	19
Booth, David	39	18	19	37	15	33	13	10	23	-5	72	31	29	60	10
Stillman, Cory	36	8	17	25	-1	27	9	15	24	2	63	17	32	49	1
Frolik, Michael	39	11	13	24	7	40	10	11	21	3	79	21	24	45	10
Horton, Nathan	34	10	11	21	5	33	12	12	24	-10	67	22	23	45	-5
Bouwmeester, Jay	41	8	12	20	0	41	7	15	22	-2	82	15	27	42	-2
McCabe, Bryan	35	8	8	16	5	34	7	16	23	-6	69	15	24	39	-1
Dvorak, Radek	40	8	7	15	-1	41	7	14	21	1	81	15	21	36	0
Ballard, Keith	41	3	15	18	9	41	3	13	16	5	82	6	28	34	14
Zednik, Richard	37	10	12	22	6	33	7	4	11	-4	70	17	16	33	2
Campbell, Gregory	39	6	11	17	-1	38	7	8	15	1	77	13	19	32	0
Peltonen, Ville	38	6	7	13	2	41	6	12	18	4	79	12	19	31	6
Eminger, Steve	38	3	10	13	7	33	2	11	13	-10	71	5	21	26	-3
Boynton, Nick	31	2	6	8	3	37	3	10	13	4	68	5	16	21	7
McLean, Brett	40	2	6	8	-8	40	5	6	11	-4	80	7	12	19	-12
Kreps, Kamil	34	0	7	7	-1	32	4	8	12	3	66	4	15	19	2
Skrastins, Karlis	40	3	8	11	5	40	1	6	7	4	80	4	14	18	9
Cullimore, Jassen	34	0	3	3	0	34	2	5	7	-10	68	2	8	10	-10
Olesz, Rostislav	20	2	4	6	1	17	2	1	3	-6	37	4	5	9	-5
Tarnasky, Nick	19	1	4	5	5	26	0	2	2	-6	45	1	6	7	-1
Stewart, Anthony	26	0	2	2	-3	33	2	3	5	-3	59	2	5	7	-6
Matthias, Shawn	6	0	0	0	-4	10	0	2	2	1	16	0	2	2	-3
Repik, Michal	0	0	0	0	0	5	2	0	2	1	5	2	0	2	1
Allen, Bryan	1	0	0	0	0	1	0	1	1	2	2	0	1	1	2
Glass, Tanner	0	0	0	0	0	3	0	0	0	0	3	0	0	0	0
McArdle, Kenndal	2	0	0	0	0	1	0	0	0	-1	3	0	0	0	-1
Sprukts, Janis	1	0	0	0	0	0	0	0	0	0	1	0	0	0	0
Garrison, Jason	0	0	0	0	0	1	0	0	0	0	1	0	0	0	0

2008-09 HOME/ROAD GOALTENDING

	HOME							ROAD							OVERALL						
	GP	W	L	T	GAA	SV%	SO	GP	W	L	T	GAA	SV%	SO	GP	W	L	T	GAA	SV%	SO
Anderson, Craig	11	3	3	0	2.51	.926	1	20	12	4	0	2.80	.923	2	31	15	7	0	2.71	.924	3
Vokoun, Tomas	36	19	9	0	2.18	.934	4	23	7	14	0	2.91	.915	1	59	26	23	0	2.49	.926	6

2009-2010
THE OPPONENTS





ANAHEIM DUCKS

Honda Center
2695 East Katella Ave. • Anaheim, CA 92806 • Phone: (714) 940-2900
www.anaheimducks.com



Arena: Honda Center
Capacity: 17,174
Entered NHL: 1993-94

Chief Executive Officer: Michael Schulman
Executive Vice President & General Manager: Bob Murray
Head Coach: Randy Carlyle
Assistant Coaches: Dave Farrish, Newell Brown

2009-10 Scheduled Games

Feb. 1: Panthers vs. Ducks

2008-09 Results

Nov. 9: Panthers 3, Ducks 1

All-Time Record vs. Ducks



Ryan Getzlaf

SEASON	HOME				OTL	AWAY				OTL	OVERALL				OTL
	GP	W	L	T		GP	W	L	T		GP	W	L	T	
1993-94	1	1	0	0	-	1	1	0	0	-	2	2	0	0	-
1994-95	DID NOT PLAY														
1995-96	1	0	0	1	-	1	1	0	0	-	2	1	0	1	-
1996-97	1	0	1	0	-	1	0	1	0	-	2	0	2	0	-
1997-98	1	0	0	1	-	1	0	1	0	-	2	0	1	1	-
1998-99	0	0	0	0	-	1	1	0	0	-	1	1	0	0	-
1999-00	1	1	0	0	0	1	1	0	0	0	2	2	0	0	0
2000-01	0	0	0	0	0	1	0	0	0	1	1	0	0	0	1
2001-02	1	1	0	0	0	1	1	0	0	0	2	2	0	0	0
2002-03	1	0	1	0	0	1	0	0	1	0	2	0	1	1	0
2003-04	1	1	0	0	0	0	0	0	0	0	1	1	0	0	0
2005-06	0	0	0	-	0	1	0	1	-	0	1	0	1	-	0
2006-07	1	0	0	-	1	0	0	0	-	0	1	0	0	-	1
2007-08	DID NOT PLAY														
2008-09	0	0	0	0	0	1	1	0	-	0	1	1	0	-	0
TOTALS	9	4	2	2	1	11	6	3	1	1	20	10	5	3	2

Fast Facts

	OVERALL	AT HOME	ON ROAD
Last 10 Games:	5-2-1-2	4-2-2-1	5-3-1-1
Last Win:	11/9/08	12/27/03	11/9/08
Last Loss:	12/12/06	12/12/06	1/21/06
Last Tie:	11/24/02	1/4/98	11/24/02
Overtime Record:	1-2-3	1-1-2	0-1-1
Shutouts by Panthers:	1	1	Never
Last Time:	11/21/01 (6-0)	11/21/01 (6-0)	Never
Shutouts of Panthers:	2	1	1
Last Time:	1/21/06 (1-0)	1/1/97 (3-0)	1/21/06 (1-0)
Shootout Record:	Never	Never	Never
Most Goals:	6 (11/21/01)	6 (11/21/01)	5 (2X) MR: (1/5/00)
Most Goals Against:	8 (1/21/98)	3 (3X) MR: (1/4/98)	8 (1/21/98)

ATLANTA THRASHERS

Philips Arena
1 Philips Drive · Atlanta, GA 30303 · Phone: (404) 878-3300
www.atlantathrashers.com

Arena: Philips Arena
Capacity: 18,545
Entered NHL: 1999-2000

Executive Vice President & General Manager: Don Waddell
Head Coach: John Anderson
Assistant Coaches: Randy Cunneynworth, Todd Nelson, Steve Weeks



Ilya Kovalchuk

2009-10 Scheduled Games

Nov. 30: Panthers at Thrashers
Dec. 5: Panthers vs. Thrashers
Dec. 16: Panthers vs. Thrashers
Jan. 18: Panthers vs. Thrashers
Feb. 6: Panthers at Thrashers
Mar. 2: Panthers at Thrashers

2008-09 Results

Oct. 11: Panthers 3, Thrashers 2 (OT)
Nov. 2: Panthers 3, Thrashers 5
Jan. 10: Panthers 8, Thrashers 4
Mar. 3: Panthers 4, Thrashers 3
Apr. 3: Panthers 1, Thrashers 3
Apr. 9: Panthers 3, Thrashers 2

All-Time Record vs. Thrashers

SEASON	HOME					AWAY					OVERALL				
	GP	W	L	T	OTL	GP	W	L	T	OTL	GP	W	L	T	OTL
1999-00	3	2	0	1	0	2	0	1	1	0	5	2	1	2	0
2000-01	2	0	2	0	0	3	1	0	1	1	5	1	2	1	1
2001-02	3	1	2	0	0	2	0	0	2	0	5	1	2	2	0
2002-03	2	1	1	0	0	3	2	0	0	1	5	3	1	0	1
2003-04	3	0	2	0	1	3	1	2	0	0	6	1	4	0	1
2005-06	4	3	1	-	0	4	0	3	-	1	8	3	4	-	1
2006-07	4	2	2	-	0	4	0	4	-	0	8	2	6	-	0
2007-08	4	2	2	-	0	4	3	0	-	1	8	5	2	-	1
2008-09	3	2	1	-	0	3	2	1	-	0	6	4	2	-	0
TOTALS	28	13	13	1	1	28	9	11	4	4	56	22	24	5	5

Fast Facts

	OVERALL	AT HOME	ON ROAD
Last 10 Games:	7-3-0-0	6-4-0-0	5-4-0-1
Last Win:	4/9/09	4/3/09	4/9/09
Last Loss:	4/3/09	4/3/09	11/2/08
Last Tie:	4/10/02	12/22/99	4/10/02
Overtime Record:	4-3-6	3-0-2	1-3-4
Shutouts by Panthers:	2	2	Never
Last Time:	10/5/05 (2-0)	10/5/05 (2-0)	Never
Shutouts of Panthers:	3	1	2
Last Time:	11/25/06 (1-0)	3/27/04 (3-0)	11/25/06 (1-0)
Shootout Record:	2-1	1-0	1-1
Last Time:	1/10/08 (3-2)	3/28/07 (3-2)	1/10/08 (3-2)
Most Goals:	8 (1/10/09)	8 (1/10/09)	7 (2/10/01)
Most Goals Against:	7 (11/26/05)	6 (2X) MR: (11/21/03)	7 (11/26/05)

BOSTON BRUINS

TD Garden
100 Legends Way · Boston, MA 02114 · Phone: (617) 624-1900
www.bostonbruins.com



Arena: TD Garden
Capacity: 17,565
Entered NHL: 1924-25

Owner & Governor: Jeremy M. Jacobs
General Manager: Peter Chiarelli
Head Coach: Claude Julien
Assistant Coaches: Doug Houda, Craig Ramsay, Geoff Ward

2009-10 Scheduled Games

Nov. 12: Panthers at Bruins
Dec. 27: Panthers vs Bruins

Feb. 13: Panthers vs. Bruins
Apr. 1: Panthers at Bruins

2008-09 Results

Nov. 21: Panthers 2, Bruins 4
Dec. 6: Panthers 0, Bruins 4

Feb. 21: Panthers 2, Bruins 0
Feb. 24: Panthers 1, Bruins 6

All-Time Record vs. Bruins



Zdeno Chara

SEASON	HOME					AWAY					OVERALL				
	GP	W	L	T	OTL	GP	W	L	T	OTL	GP	W	L	T	OTL
1993-94	2	1	1	0	-	2	0	1	1	-	4	1	2	1	-
1994-95	1	0	1	0	-	2	2	0	0	-	3	2	1	0	-
1995-96	2	1	1	0	-	2	0	1	1	-	4	1	2	1	-
1996-97	2	1	1	0	-	2	1	1	0	-	4	2	2	0	-
1997-98	2	1	1	0	-	2	2	0	0	-	4	3	1	0	-
1998-99	2	0	2	0	-	2	0	1	1	-	4	0	3	1	-
1999-00	2	2	0	0	0	2	2	0	0	0	4	4	0	0	0
2000-01	2	2	0	0	0	2	1	1	0	0	4	3	1	0	0
2001-02	2	0	2	0	0	2	0	2	0	0	4	0	4	0	0
2002-03	2	1	0	0	1	2	0	1	1	0	4	1	1	1	1
2003-04	2	0	0	2	0	2	2	0	0	0	4	2	0	2	0
2005-06	2	1	1	-	0	2	1	1	-	0	4	2	2	-	0
2006-07	2	2	0	-	0	2	2	0	-	0	4	4	0	-	0
2007-08	2	0	1	-	1	2	2	0	-	0	4	2	1	-	1
2008-09	2	1	1	-	0	2	0	2	-	0	4	1	3	-	0
TOTALS	29	13	12	2	2	30	15	11	4	0	59	28	23	6	2

Fast Facts

	OVERALL
Last 10 Games:	5-4-0-1
Last Win:	2/21/09
Last Loss:	2/24/09
Last Tie:	12/10/03
Overtime Record:	4-4-4
Shutouts by Panthers:	7
Last Time:	2/21/09 (2-0)
Shutouts of Panthers:	3
Last Time:	12/6/09 (4-0)
Shootout Record:	1-1
Last Time:	2/21/08 (4-5)
Most Goals:	10 (11/26/97)
Most Goals Against:	7 (12/28/01)

AT HOME
4-3-2-1
2/21/09
12/6/08
12/10/03
1-4-0
4
2/21/09 (2-0)
2
12/6/09 (4-0)
0-1
2/21/08 (4-5)
10 (11/26/97)
7 (12/28/01)


ON ROAD
7-3-0-0
3/4/08
2/24/09
12/21/02
3-0-4
3
3/4/08 (1-0)
1
3/9/99 (2-0)
1-0
3/27/06 (4-3)
6 (2/3/08)
6 (2/24/09)

BUFFALO SABRES

HSBC Arena
One Seymour H. Knox III Plaza · Buffalo, NY 14203 · Phone: (716) 855-4100
www.sabres.com

Arena: HSBC Arena
Capacity: 18,690
Entered NHL: 1970-71

Owner: B. Thomas Golisano
General Manager: Darcy Regier
Head Coach: Lindy Ruff
Associate Coach: Brian McCutcheon
Assistant Coach: James Patrick



Jason Pominville

2009-10 Scheduled Games

Oct. 21: Panthers vs. Sabres
Nov. 18: Panthers at Sabres
Mar. 20: Panthers vs. Sabres
Mar. 31: Panthers at Sabres

2008-09 Results

Dec. 4: Panthers 2, Sabres 1
Jan. 19: Panthers 2, Sabres 3 (SO)
Mar. 12: Panthers 1, Sabres 3
Mar. 25: Panthers 3, Sabres 5

All-Time Record vs. Sabres

SEASON	HOME					AWAY					OVERALL				
	GP	W	L	T	OTL	GP	W	L	T	OTL	GP	W	L	T	OTL
1993-94	2	1	1	0	-	2	1	1	0	-	4	2	2	0	-
1994-95	1	0	1	0	-	2	0	2	0	-	3	0	3	0	-
1995-96	2	2	0	0	-	2	0	2	0	-	4	2	2	0	-
1996-97	2	2	0	0	-	2	0	1	1	-	4	2	1	1	-
1997-98	2	0	2	0	-	2	1	1	0	-	4	1	3	0	-
1998-99	2	1	1	0	-	3	0	2	1	-	5	1	3	1	-
1999-00	2	1	1	0	0	2	1	0	0	1	4	2	1	0	1
2000-01	2	1	1	0	0	2	0	2	0	0	4	1	3	0	0
2001-02	2	1	1	0	0	2	1	1	0	0	4	2	2	0	0
2002-03	2	0	1	1	0	2	1	1	0	0	4	1	2	1	0
2003-04	2	1	1	0	0	2	0	1	1	0	4	1	2	1	0
2005-06	2	2	0	-	0	2	1	1	-	0	4	3	1	-	0
2006-07	2	1	1	-	0	2	0	1	-	1	4	1	2	-	1
2007-08	2	0	2	-	0	2	1	1	-	0	4	1	3	-	0
2008-09	2	1	0	-	1	2	0	2	-	0	4	1	2	-	1
TOTALS	29	14	13	1	1	31	7	19	3	2	60	21	32	4	3

Fast Facts

OVERALL
Last 10 Games: 2-7-0-1
Last Win: 12/4/08
Last Loss: 3/25/09
Last Tie: 2/18/04
Overtime Record: 1-7-3
Shutouts by Panthers: 2
Last Time: 12/20/02 (3-0)
Shutouts of Panthers: 6
Last Time: 1/30/08 (1-0)
Shootout Record: 0-1
Most Goals: 6 (2X) MR: (11/28/98)
Most Goals Against: 7 (2/4/94)

AT HOME
5-4-0-1
12/4/08
1/19/09
2/24/03
1-3-1
Never
Never
3
1/30/08 (1-0)
0-1
6 (2X) MR: (11/28/98)
7 (2/4/94)

ON ROAD
2-6-1-1
11/2/07
3/25/09
2/18/04
0-4-2
2
12/20/02 (3-0)
3
1/19/01 (1-0)
Never
4 (2X) MR: (12/17/99)
6 (3X) MR: (3/19/98)

CALGARY FLAMES

Pengrowth Saddledome
PO Box 1540, Station M · Calgary, Alberta, Canada T2P 3B9 · Phone: (403) 777-2177
www.calgaryflames.com



Arena: Pengrowth Saddledome
Capacity: 19,289
Entered NHL: 1972-73 (Atlanta)

Owners: N. Murray Edwards (Chairman), Harley N. Hotchkiss, Alvin G. Libin,
Allan P. Markin, Jeffrey J. McCaig, Clayton H. Riddell
President & Chief Executive Officer: Ken King
General Manager: Darryl Sutter
Head Coach: Brent Sutter
Assistant Coaches: Dave Lowry, Ryan McGill, Rob Cookson


2009-10 Scheduled Games

Feb. 5: Panthers vs. Flames

2008-09 Results

Dec. 12: Panthers 3, Flames 2 (SO)

All-Time Record vs. Flames



Jarome Iginla

SEASON	HOME					AWAY					OVERALL				
	GP	W	L	T	OTL	GP	W	L	T	OTL	GP	W	L	T	OTL
1993-94	1	1	0	0	-	1	0	1	0	-	2	1	1	0	-
1994-95	DID NOT PLAY														
1995-96	1	1	0	0	-	1	0	1	0	-	2	1	1	0	-
1996-97	1	0	1	0	-	1	1	0	0	-	2	1	1	0	-
1997-98	1	0	1	0	-	1	0	0	1	-	2	0	1	1	-
1998-99	1	0	1	0	-	1	1	0	0	-	2	1	1	0	-
1999-00	1	0	0	0	1	1	1	0	0	0	2	1	0	0	1
2000-01	1	0	0	1	0	0	0	0	0	0	1	0	0	1	0
2001-02	1	0	0	1	0	1	0	1	0	0	2	0	1	1	0
2002-03	1	1	0	0	0	0	0	0	0	0	1	1	0	0	0
2003-04	0	0	0	0	0	1	0	1	0	0	1	0	1	0	0
2005-06	DID NOT PLAY														
2006-07	0	0	0	-	0	1	0	0	-	1	1	0	0	-	1
2007-08	1	0	0	-	1	0	0	0	-	0	1	0	0	-	1
2008-09	0	0	0	-	0	1	1	0	0	0	1	1	0	-	0
TOTALS	10	3	3	2	2	10	4	4	1	1	20	6	8	3	3

Fast Facts

	OVERALL
Last 10 Games:	3-2-2-3
Last Win:	12/12/08
Last Loss:	12/11/07
Last Tie:	3/13/02
Overtime Record:	0-2-4
Shutouts by Panthers:	1
Last Time:	11/9/02 (3-0)
Shutouts of Panthers:	1
Last Time:	1/6/96 (2-0)
Shootout Record:	1-1
Last Time:	12/11/08 (3-2)
Most Goals:	6 (11/6/99)
Most Goals Against:	5 (1/4/07)

	AT HOME
Last 10 Games:	3-3-2-2
Last Win:	11/9/02
Last Loss:	12/11/07
Last Tie:	3/13/02
Overtime Record:	0-1-2
Shutouts by Panthers:	1
Last Time:	11/9/02 (3-0)
Shutouts of Panthers:	Never
Last Time:	Never
Shootout Record:	0-1
Last Time:	12/11/07 (1-2)
Most Goals:	4 (10/8/95)
Most Goals Against:	4 (12/12/98)

	ON ROAD
Last 10 Games:	4-4-1-1
Last Win:	12/12/08
Last Loss:	1/4/07
Last Tie:	1/9/98
Overtime Record:	0-1-2
Shutouts by Panthers:	Never
Last Time:	Never
Shutouts of Panthers:	1
Last Time:	1/6/96 (2-0)
Shootout Record:	1-0
Last Time:	12/11/08 (3-2)
Most Goals:	6 (11/6/99)
Most Goals Against:	5 (1/4/07)

CAROLINA HURRICANES

RBC Center
1400 Edwards Mill Rd. · Raleigh, NC 27607 · Phone: (919) 467-7825
www.carolinahurricanes.com

Arena: RBC Center
Capacity: 18,680
Entered NHL: 1979-80 (Hartford)

Chief Executive Officer, Owner & Governor: Peter Karmanos, Jr.
President & General Manager: Jim Rutherford
Head Coach: Paul Maurice
Associate Head Coach: Ron Francis
Assistant Coaches: Kevin McCarthy, Tom Rowe, Tom Barrasso



2009-10 Scheduled Games

Oct. 9: Panthers at Hurricanes
Nov. 4: Panthers vs. Hurricanes
Dec. 18: Panthers vs. Hurricanes
Dec. 19: Panthers at Hurricanes
Feb. 9: Panthers at Hurricanes
Mar. 6: Panthers vs. Hurricanes

2008-09 Results

Oct. 10: Panthers 4, Hurricanes 6
Nov. 24: Panthers 3, Hurricanes 2
Dec. 18: Panthers 1, Hurricanes 2 (OT)
Jan. 8: Panthers 4, Hurricanes 2
Feb. 12: Panthers 5, Hurricanes 0
Mar. 23: Panthers 2, Hurricanes 3 (OT)



Cam Ward

All-Time Record vs. Hurricanes

SEASON	HOME					AWAY					OVERALL				
	GP	W	L	T	OTL	GP	W	L	T	OTL	GP	W	L	T	OTL
1993-94	2	0	2	0	-	2	1	1	0	-	4	1	3	0	-
1994-95	2	1	0	1	-	2	2	0	0	-	4	3	0	1	-
1995-96	2	2	0	0	-	2	1	1	0	-	4	3	1	0	-
1996-97	2	1	0	1	-	2	0	2	0	-	4	1	2	1	-
1997-98	2	1	1	0	-	2	2	0	0	-	4	3	1	0	-
1998-99	3	0	0	3	-	2	0	1	1	-	5	0	1	4	-
1999-00	2	1	0	0	1	3	1	1	0	1	5	2	1	0	2
2000-01	3	0	0	2	1	2	1	1	0	0	5	1	1	2	1
2001-02	2	0	2	0	0	3	0	2	1	0	5	0	4	1	0
2002-03	3	3	0	0	0	2	1	1	0	0	5	4	1	0	0
2003-04	3	2	0	1	0	3	0	2	1	0	6	2	2	2	0
2005-06	4	2	1	-	1	4	0	4	-	0	8	2	5	-	1
2006-07	4	1	0	-	3	4	0	3	-	1	8	1	3	-	4
2007-08	4	2	1	-	1	4	1	3	-	0	8	3	4	-	1
2008-09	3	2	0	-	1	3	1	1	-	1	6	3	1	-	2
TOTALS	41	18	7	8	8	40	11	23	3	3	81	29	30	11	11

Fast Facts

	OVERALL	AT HOME	ON ROAD
Last 10 Games:	5-2-0-3	5-1-0-4	2-6-0-2
Last Win:	2/12/09	1/8/09	2/12/09
Last Loss:	3/23/09	3/23/09	12/18/08
Last Tie:	4/4/04	4/4/04	10/13/03
Overtime Record:	1-14-9	1-9-7	0-5-2
Shutouts by Panthers:	5	3	2
Last Time:	2/12/09 (5-0)	1/27/98 (3-0)	2/12/09 (5-0)
Shutouts of Panthers:	3	1	2
Last Time:	11/11/05 (1-0)	11/11/05 (1-0)	11/05/05 (2-0)
Shootout Record:	0-2	0-2	Never
Last Time:	3/20/08 (1-2)	3/20/08 (1-2)	Never
Most Goals:	6 (2X) MR: (10/11/06)	6 (2X) MR: (10/11/06)	5 (4X) MR: (12/26/97)
Most Goals Against:	7 (2X) MR: (1/9/01)	6 (4/4/04)	7 (2X) MR: (1/9/01)

CHICAGO BLACKHAWKS

United Center
1901 W. Madison St. · Chicago, IL 60612 · Phone: (312) 455-7000
www.chicagoblackhawks.com



Arena: United Center
Capacity: 17,717
Entered NHL: 1926-27

President: W. Rockwell Wirtz
General Manager: Stan Bowman
Head Coach: Joel Quenneville
Assistant Coaches: Mike Haviland, John Torchetti

2009-10 Scheduled Games


Oct. 2: Panthers at Blackhawks

Oct. 3: Panthers vs. Blackhawks

2008-09 Results

Feb. 19: Panthers 0, Blackhawks 4

All-Time Record vs. Blackhawks



Jonathan Toews

SEASON	HOME					AWAY					OVERALL				
	GP	W	L	T	OTL	GP	W	L	T	OTL	GP	W	L	T	OTL
1993-94	1	0	1	0	-	1	0	0	1	-	2	0	1	1	-
1994-95	DID NOT PLAY														
1995-96	1	0	1	0	-	1	0	1	0	-	2	0	2	0	-
1996-97	1	1	0	0	-	1	1	0	0	-	2	2	0	0	-
1997-98	1	0	1	0	-	1	1	0	0	-	2	1	1	0	-
1998-99	1	1	0	0	-	1	1	0	0	-	2	2	0	0	-
1999-00	1	0	1	0	0	1	0	1	0	0	2	0	2	0	0
2000-01	0	0	0	0	0	1	0	1	0	0	1	0	1	0	0
2001-02	1	0	1	0	0	1	0	1	0	0	2	0	2	0	0
2002-03	1	0	0	1	0	1	0	1	0	0	2	0	1	1	0
2003-04	0	0	0	0	0	1	0	0	1	0	1	0	0	1	0
2005-06	1	1	0	-	0	0	0	0	-	0	1	1	0	-	0
2006-07	DID NOT PLAY														
2007-08	0	0	0	-	0	1	1	0	-	0	1	1	0	-	0
2008-09	1	0	1	-	0	0	0	0	0	0	1	0	1	-	0
TOTALS	10	3	6	1	0	11	4	5	2	0	21	7	11	3	0

Fast Facts


	OVERALL	AT HOME	ON ROAD
Last 10 Games:	2-6-2-0	3-6-1-0	4-5-1-0
Last Win:	12/16/07	12/3/05	12/16/07
Last Loss:	2/19/09	2/19/09	10/17/02
Last Tie:	2/29/04	11/11/02	2/29/04
Overtime Record:	1-1-2	1-0-1	0-1-1
Shutouts by Panthers:	1	Never	1
Last Time:	3/29/98 (4-0)	Never	3/29/98 (4-0)
Shutouts of Panthers:	3	2	1
Last Time:	2/19/09 (4-0)	2/19/09 (4-0)	1/17/01 (5-0)
Shootout Record:	Never	Never	Never
Last Time:	Never	Never	Never
Most Goals:	7 (10/30/98)	4 (3/15/98) (12/3/05)	7 (10/30/98)
Most Goals Against:	8 (2X) MR: (3/15/98)	8 (3/15/98)	8 (3/11/96)

COLORADO AVALANCHE

Pepsi Center
1000 Chopper Circle • Denver, CO 80204 • Phone: (303) 405-1100
www.coloradoavalanche.com

Arena: Pepsi Center
Capacity: 18,007
Entered NHL: 1979-80 (Quebec)

Owner & Governor: E. Stanley Kroenke
President & Alternate Governor: Pierre Lacroix
Head Coach: Joe Sacco
Assistant Coaches: Steve Konowalchuk, Sylvain Lefebvre



Milan Hejduk

2009-10 Scheduled Games

Dec. 2: Panthers vs. Avalanche

Mar. 11: Panthers at Avalanche

2008-09 Results

Dec. 21: Panthers 3, Avalanche 0

All-Time Record vs. Avalanche

SEASON	HOME					AWAY					OVERALL				
	GP	W	L	T	OTL	GP	W	L	T	OTL	GP	W	L	T	OTL
1993-94	2	0	2	0	-	2	1	0	1	-	4	1	2	1	-
1994-95	2	1	1	0	-	1	0	1	0	-	3	1	2	0	-
1995-96	1	0	1	0	-	1	0	0	1	-	2	0	1	1	-
1996-97	1	0	1	0	-	1	1	0	0	-	2	1	1	0	-
1997-98	1	0	1	0	-	1	0	1	0	-	2	0	2	0	-
1998-99	1	0	1	0	-	1	0	0	1	-	2	0	1	1	-
1999-00	0	0	0	0	0	1	1	0	0	0	1	1	0	0	0
2000-01	1	0	1	0	0	1	0	1	0	0	2	0	2	0	0
2001-02	0	0	0	0	0	1	0	1	0	0	1	0	1	0	0
2002-03	1	0	1	0	0	1	1	0	0	0	2	1	1	0	0
2003-04	1	0	1	0	0	0	0	0	0	0	1	0	1	0	0
2005-06	DID NOT PLAY														
2006-07	0	0	0	-	0	1	0	0	-	1	1	0	0	-	1
2007-08	1	0	0	-	1	0	0	0	-	0	1	0	0	-	1
2008-09	1	1	0	-	0	0	0	0	0	0	1	1	0	-	0
TOTALS	13	2	10	0	1	12	4	4	3	1	25	6	14	3	2

Fast Facts

	OVERALL	AT HOME	ON ROAD
Last 10 Games:	3-5-0-2	2-7-0-1	3-4-2-1
Last Win:	12/21/08	12/21/08	1/2/03
Last Loss:	1/13/08	1/13/08	2/6/07
Last Tie:	1/6/99	Never	1/6/99
Overtime Record:	0-3-3	0-1-0	0-2-3
Shutouts by Panthers:	1	1	0
Last Time:	12/21/08 (3-0)	12/21/08 (3-0)	Never
Shutouts of Panthers:	Never	Never	Never
Last Time:	Never	Never	Never
Shootout Record:	0-1	0-1	Never
Last Time:	1/13/08 (3-4)	1/13/08 (3-4)	Never
Most Goals:	5 (2X) MR: (1/21/04)	5 (2X) MR: (1/21/04)	4 (3X) MR: (1/2/03)
Most Goals Against:	7 (3/3/99)	7 (3/3/99)	5 (2X) MR: (2/6/07)

COLUMBUS BLUE JACKETS

Nationwide Arena
200 West Nationwide Blvd. · Columbus, Ohio 43215 · Phone: (614) 246-4625
www.bluejackets.com



Arena: Nationwide Arena
Capacity: 18,144
Entered NHL: 2000-01

Majority Owner & Governor: John P. McConnell
General Manager: Scott Howson
Head Coach: Ken Hitchcock
Assistant Coaches: Gary Agnew, Gord Murphy, Claude Noel

2009-10 Scheduled Games

Dec. 9: Panthers at Blue Jackets

2008-09 Results

Mar. 21: Panthers 1, Blue Jackets 3

All-Time Record vs. Blue Jackets



Rick Nash

SEASON	HOME					AWAY					OVERALL				
	GP	W	L	T	OTL	GP	W	L	T	OTL	GP	W	L	T	OTL
2000-01	1	0	0	0	1	1	1	0	0	0	2	1	0	0	1
2001-02	1	1	0	0	0	0	0	0	0	0	1	1	0	0	0
2002-03	0	0	0	0	0	1	0	1	0	0	1	0	1	0	0
2003-04	1	1	0	0	0	0	0	0	0	0	1	1	0	0	0
2005-06	1	0	0	-	1	0	0	0	-	0	1	0	0	-	1
2006-07	DID NOT PLAY														
2007-08	0	0	0	-	0	1	1	0	-	0	1	1	0	0	0
2008-09	1	0	1	-	0	0	0	0	0	0	1	0	1	-	0
TOTALS	5	2	1	0	2	3	2	1	0	0	8	4	2	0	2

Fast Facts

	OVERALL	AT HOME	ON ROAD
Last 10 Games:	4-2-0-2	2-1-0-2	2-1-0-0
Last Win:	11/21/07	1/3/04	11/21/07
Last Loss:	3/21/09	3/21/09	10/19/02
Last Tie:	Never	Never	Never
Overtime Record:	0-2-0	0-2-0	0-0-0
Shutouts by Panthers:	3	2	1
Last Time:	1/3/04 (1-0)	1/3/04 (1-0)	11/17/00 (3-0)
Shutouts of Panthers:	Never	Never	Never
Last Time:	Never	Never	Never
Shootout Record:	Never	Never	Never
Last Time:	Never	Never	Never
Most Goals:	6 (3/9/01)	6 (3/9/01)	5 (11/27/07)
Most Goals Against:	7 (3/9/01)	7 (3/9/01)	4 (10/19/02)

DALLAS STARS

American Airlines Center
2500 Victory Avenue · Dallas, TX 75219 · Phone: (214) 387-5500
www.dallasstars.com

Arena: American Airlines Center
Capacity: 18,532
Entered NHL: 1967-68 (Minnesota)

Chairman of the Board & Owner: Thomas O. Hicks
President: Jeff Cogen
Co-General Managers: Joe Nieuwendyk
Head Coach: Marc Crawford
Assistant Coaches: Stu Barnes, Charlie Huddy



Mike Modano

2009-10 Scheduled Games

Oct. 30: Panthers at Stars

2008-09 Results

Jan. 21: Panthers 1, Stars 4

Mar. 28: Panthers 6, Stars 3

All-Time Record vs. Stars

SEASON	HOME					AWAY					OVERALL				
	GP	W	L	T	OTL	GP	W	L	T	OTL	GP	W	L	T	OTL
1993-94	1	0	1	0	-	1	0	0	1	-	2	0	1	1	-
1994-95	DID NOT PLAY														
1995-96	1	1	0	0	-	1	0	0	1	-	2	1	0	1	-
1996-97	1	0	0	1	-	1	1	0	0	-	2	1	0	1	-
1997-98	1	1	0	0	-	1	0	1	0	-	2	1	1	0	-
1998-99	1	0	1	0	-	1	0	1	0	-	2	0	2	0	-
1999-00	1	0	1	0	0	1	0	1	0	0	2	0	2	0	0
2000-01	1	1	0	0	0	0	0	0	0	0	1	1	0	0	0
2001-02	1	0	1	0	0	1	1	0	0	0	2	1	1	0	0
2002-03	1	0	1	0	0	1	1	0	0	0	2	1	1	0	0
2003-04	1	1	0	0	0	0	0	0	0	0	1	1	0	0	0
2005-06	0	0	0	-	0	1	0	1	-	0	1	0	1	-	0
2006-07	1	1	0	-	0	0	0	0	-	0	1	1	0	-	0
2007-08	DID NOT PLAY														
2008-09	1	0	1	-	0	1	1	0	-	0	2	1	1	-	0
TOTALS	12	5	6	1	0	10	4	4	2	0	22	9	10	3	0

Fast Facts

	OVERALL	AT HOME	ON ROAD
Last 10 Games:	6-4-0-0	4-5-1-0	4-4-2-0
Last Win:	3/28/09	3/1/07	3/28/09
Last Loss:	1/21/09	1/21/09	12/7/05
Last Tie:	12/8/96	12/8/96	1/12/96
Overtime Record:	3-0-3	1-0-1	2-0-2
Shutouts by Panthers:	2	2	Never
Last Time:	12/19/03 (1-0)	12/19/03 (1-0)	Never
Shutouts of Panthers:	2	1	1
Last Time:	12/27/02 (4-0)	12/27/02 (4-0)	10/16/97 (4-0)
Shootout Record:	Never	Never	Never
Last Time:	Never	Never	Never
Most Goals:	6 (3X) MR: (3/28/09)	6 (2/18/96)	6 (3/28/09)
Most Goals Against:	6 (1/12/96)	5 (2X) MR: (1/30/99)	6 (1/12/96)

DETROIT RED WINGS

Joe Louis Arena
600 Civic Center Drive • Detroit, MI 48226 • Phone: (313) 394-7000
www.detroitredwings.com



Arena: Joe Louis Arena
Capacity: 20,066
Entered NHL: 1926-27

Owner & Governor: Mike Ilitch
Executive Vice President/General Manager: Ken Holland
Head Coach: Mike Babcock
Assistant Coaches: Paul MacLean, Brad McCrimmon


2009-10 Scheduled Games

Nov. 20: Panthers at Red Wings

2008-09 Results

Nov. 14: Panthers 2, Red Wings 3

All-Time Record vs. Red Wings



Nicklas Lidstrom

SEASON	HOME					AWAY					OVERALL				
	GP	W	L	T	OTL	GP	W	L	T	OTL	GP	W	L	T	OTL
1993-94	1	0	1	0	-	1	0	1	0	-	2	0	2	0	-
1994-95	DID NOT PLAY														
1995-96	1	1	0	0	-	1	0	1	0	-	2	1	1	0	-
1996-97	1	0	1	0	-	1	1	0	0	-	2	1	1	0	-
1997-98	1	0	0	1	-	1	0	1	0	-	2	0	1	1	-
1998-99	1	0	1	0	-	1	0	0	1	-	2	0	1	1	-
1999-00	1	0	0	1	0	0	0	0	0	0	1	0	0	1	0
2000-01	1	0	1	0	0	1	0	0	1	0	2	0	1	1	0
2001-02	1	0	0	0	1	0	0	0	0	0	1	0	0	0	1
2002-03	1	0	0	0	1	1	0	0	1	0	2	0	0	1	1
2003-04	0	0	0	0	0	1	0	1	0	0	1	0	1	0	0
2005-06	1	1	0	-	0	0	0	0	-	0	1	1	0	-	0
2006-07	DID NOT PLAY														
2007-08	0	0	0	-	0	1	0	1	0	0	1	0	1	0	0
2008-09	1	0	1	-	0	0	0	0	0	0	1	0	1	-	0
TOTALS	11	2	5	2	2	9	1	5	3	0	20	3	10	5	2

Fast Facts

	OVERALL	AT HOME	ON ROAD
Last 10 Games:	1-4-3-2	2-4-2-2	1-5-3-0
Last Win:	12/15/05	12/15/05	12/1/96
Last Loss:	11/14/08	11/14/08	12/15/07
Last Tie:	1/30/03	10/9/99	1/30/03
Overtime Record:	1-3-5	1-3-2	0-0-3
Shutouts by Panthers:	Never	Never	Never
Last Time:	Never	Never	Never
Shutouts of Panthers:	Never	Never	Never
Last Time:	Never	Never	Never
Shootout Record:	Never	Never	Never
Last Time:	Never	Never	Never
Most Goals:	5 (2/26/99)	3 (2X) MR: (2/8/96)	5 (2/26/99)
Most Goals Against:	7 (2X) MR: (10/28/98)	7 (10/28/98)	7 (2/16/94)

EDMONTON OILERS

Rexall Place
7424 118 Avenue, N.W. • Edmonton, Alberta, Canada T5B 4M9 • Phone: (780) 414-4000
www.edmontonoilers.com

Arena: Rexall Place
Capacity: 16,839
Entered NHL: 1979-80

President & CEO: Patrick R. LaForge
President, Hockey Operations: Kevin Lowe
General Manager: Steve Tambellini
Head Coach: Pat Quinn
Associate Coach: Tom Renney
Assistant Coach: Kelly Buchberger



Ales Hemsky

2009-10 Scheduled Games

Dec. 7: Panthers vs. Oilers

2008-09 Results

Dec. 11: Panthers 2, Oilers 0

All-Time Record vs. Oilers

SEASON	HOME					AWAY					OVERALL				
	GP	W	L	T	OTL	GP	W	L	T	OTL	GP	W	L	T	OTL
1993-94	1	0	0	1	-	1	1	0	0	-	2	1	0	1	-
1994-95	DID NOT PLAY														
1995-96	1	1	0	0	-	1	1	0	0	-	2	2	0	0	-
1996-97	1	1	0	0	-	1	0	1	0	-	2	1	1	0	-
1997-98	1	0	1	0	-	1	0	1	0	-	2	0	2	0	-
1998-99	1	1	0	0	-	0	0	0	0	-	1	1	0	0	-
1999-00	1	1	0	0	0	1	0	0	1	0	2	1	0	1	0
2000-01	1	0	0	1	0	0	0	0	0	0	1	0	0	1	0
2001-02	1	1	0	0	0	1	0	1	0	0	2	1	1	0	0
2002-03	1	0	1	0	0	0	0	0	0	0	1	0	1	0	0
2003-04	0	0	0	0	0	1	0	1	0	0	1	0	1	0	0
2005-06	DID NOT PLAY														
2006-07	0	0	0	-	0	1	0	1	-	0	1	0	1	-	0
2007-08	1	0	0	-	1	0	0	0	-	0	1	0	0	-	1
2008-09	0	0	0	0	0	1	1	0	-	0	1	1	0	-	0
TOTALS	10	5	2	2	1	9	3	5	1	0	19	8	7	3	1

Fast Facts

	OVERALL	AT HOME	ON ROAD
Last 10 Games:	3-4-2-1	5-2-2-1	3-5-1-0
Last Win:	12/11/08	3/8/02	12/11/08
Last Loss:	1/24/08	1/24/08	1/2/07
Last Tie:	3/14/01	3/14/01	11/3/99
Overtime Record:	0-0-3	0-0-2	0-0-1
Shutouts by Panthers:	1	Never	1
Last Time:	12/11/08	Never	12/11/08
Shutouts of Panthers:	3	2	1
Last Time:	12/7/02 (4-0)	12/7/02 (4-0)	1/15/97 (4-0)
Shootout Record:	0-1	0-1	Never
Last Time:	1/24/08 (3-4)	1/24/08 (3-4)	Never
Most Goals:	6 (12/15/96)	6 (12/15/96)	5 (3/9/94)
Most Goals Against:	6 (10/20/01)	4 (5X) (1/24/08)	6 (10/20/01)

LOS ANGELES KINGS

STAPLES Center
1111 South Figueroa Street · Los Angeles, CA 90015 · Phone: (213) 742-7100
www.lakings.com



Arena: STAPLES Center
Capacity: 18,118
Entered NHL: 1967-68

Owners: Philip F. Anschutz, Edward P. Roski, Jr.
Governor: Timothy J. Leiweke
President, General Manager, Alternate Governor: Dean Lombardi
Head Coach: Terry Murray
Assistant Coach: Mark Hardy, Jamie Kompon

2009-10 Scheduled Games

Nov. 16: Panthers vs. Kings

2008-09 Results

Nov. 6: Panthers 2, Kings 3

All-Time Record vs. Kings

SEASON	HOME					AWAY					OVERALL				
	GP	W	L	T	OTL	GP	W	L	T	OTL	GP	W	L	T	OTL
1993-94	1	0	0	1	-	1	1	0	0	-	2	1	0	1	-
1994-95	DID NOT PLAY														
1995-96	1	1	0	0	-	1	0	1	0	-	2	1	1	0	-
1996-97	1	1	0	0	-	1	1	0	0	-	2	2	0	0	-
1997-98	1	0	0	1	-	1	0	1	0	-	2	0	1	1	-
1998-99	1	0	0	1	-	1	0	1	0	-	2	0	1	1	-
1999-00	1	1	0	0	0	1	0	1	0	0	2	1	1	0	0
2000-01	0	0	0	0	0	1	1	0	0	0	1	1	0	0	0
2001-02	1	1	0	0	0	1	0	1	0	0	2	1	1	0	0
2002-03	0	0	0	0	0	1	1	0	0	0	1	1	0	0	0
2003-04	1	0	1	0	0	0	0	0	0	0	1	0	1	0	0
2005-06	0	0	0	-	0	1	0	1	-	0	1	0	1	-	0
2006-07	1	0	1	-	0	0	0	0	-	0	1	0	1	-	0
2007-08	DID NOT PLAY														
2008-09	0	0	0	0	0	1	0	1	-	0	1	0	1	-	0
TOTALS	9	4	2	3	0	11	4	7	0	0	20	8	9	3	0



Anze Kopitar

Fast Facts

OVERALL
Last 10 Games: 4-6-0-0
Last Win: 11/27/02
Last Loss: 11/6/08
Last Tie: 10/21/98
Overtime Record: 0-0-3
Shutouts by Panthers: 1
Last Time: 1/4/97 (5-0)
Shutouts of Panthers: Never
Last Time: 2/3/07
Shootout Record: Never
Last Time: Never
Most Goals: 6 (12/8/93)
Most Goals Against: 7 (2/3/07)

AT HOME
4-2-3-0
10/26/01
2/3/07
10/21/98
0-0-3
Never
Never
2/3/07
Never
Never
5 (11/26/95)
7 (2/3/07)

ON ROAD
3-7-0-0
11/27/02
11/6/08
Never
0-0-0
1
1/4/97 (5-0)
Never
Never
Never
Never
6 (12/8/93)
5 (12/8/93)

MINNESOTA WILD

Xcel Energy Center
317 Washington St. · Saint Paul, MN 55102 · Phone: (651) 602-6000
www.wild.com

Arena: Xcel Energy Center
Capacity: 18,064
Entered NHL: 2000-01

Owner & Governor: Craig Leipold
General Manager: Chuck Fletcher
Head Coach: Todd Richards
Assistant Coaches: Mike Ramsey, Dave Barr



Mikko Koivu

2009-10 Scheduled Games

Mar. 9: Panthers at Wild

2008-09 Results

Oct. 16: Panthers 2, Wild 6

All-Time Record vs. Wild

SEASON	HOME					AWAY					OVERALL				
	GP	W	L	T	OTL	GP	W	L	T	OTL	GP	W	L	T	OTL
2000-01	1	1	0	0	0	1	0	0	1	0	2	1	0	1	0
2001-02	0	0	0	0	0	1	0	1	0	0	1	0	1	0	0
2002-03	1	0	1	0	0	1	0	1	0	0	2	0	2	0	0
2003-04	1	0	1	0	0	0	0	0	0	0	1	0	1	0	0
2005-06	DID NOT PLAY														
2006-07	0	0	0	-	0	1	0	1	-	0	1	0	1	-	0
2007-08	1	0	1	-	0	0	0	0	-	0	1	0	1	-	0
2008-09	1	0	1	-	0	0	0	0	0	0	1	0	1	-	0
TOTALS	5	1	4	0	0	4	0	3	1	0	9	1	7	1	0

Fast Facts

	OVERALL	AT HOME	ON ROAD
Last 10 Games:	1-7-1-0	1-4-0-0	0-3-1-0
Last Win:	2/7/01	2/7/01	Never
Last Loss:	10/16/08	10/16/08	2/8/07
Last Tie:	10/22/00	Never	10/22/00
Overtime Record:	0-0-1	0-0-0	0-0-1
Shutouts by Panthers:	1	Never	1
Last Time:	10/22/00 (0-0)	Never	10/22/00 (0-0)
Shutouts of Panthers:	2	Never	2
Last Time:	10/22/00 (0-0)	Never	11/29/02 (6-0)
Shootout Record:	Never	Never	Never
Last Time:	Never	Never	Never
Most Goals:	3 (10/24/03)	3 (10/24/03)	1 (10/15/02)
Most Goals Against:	6 (2X) (10/16/08)	4 (10/24/03)	6 (2X) (10/16/08)

MONTREAL CANADIENS

Bell Centre

1260 de La Gauchetiere St. West • Montreal, Quebec, Canada H3B 5E8 • Phone: (514) 932-2582

www.canadiens.com



Arena: Bell Centre

Capacity: 21,273

Entered NHL: 1917-18

Owner: George N. Gillett, Jr.

Executive Vice President & General Manager: Bob Gainey

Head Coach: Jacques Martin

Assistant Coaches: Kirk Muller, Perry Pearn

2009-10 Scheduled Games

Dec. 31: Panthers vs. Canadiens

Jan. 26: Panthers vs. Canadiens

Jan. 7: Panthers at Canadiens

Mar. 25: Panthers at Canadiens

2008-09 Results


Oct. 20: Panthers 1, Canadiens 3

Jan. 4: Panthers 5, Canadiens 6 (SO)

Dec. 29: Panthers 2, Canadiens 5

Jan. 29: Panthers 5, Canadiens 1

All-Time Record vs. Canadiens



Carey Price

SEASON	HOME					AWAY					OVERALL				
	GP	W	L	T	OTL	GP	W	L	T	OTL	GP	W	L	T	OTL
1993-94	2	1	0	1	-	2	2	0	0	-	4	3	0	1	-
1994-95	2	0	1	1	-	1	1	0	0	-	3	1	1	1	-
1995-96	2	1	1	0	-	2	0	2	0	-	4	1	3	0	-
1996-97	2	1	1	0	-	2	1	0	1	-	4	2	1	1	-
1997-98	2	1	1	0	-	2	0	2	0	-	4	1	3	0	-
1998-99	2	2	0	0	-	2	1	1	0	-	4	3	1	0	-
1999-00	2	2	0	0	0	2	1	1	0	0	4	3	1	0	0
2000-01	2	0	1	1	0	2	1	0	1	0	4	1	1	2	0
2001-02	2	1	1	0	0	2	1	0	0	1	4	2	1	0	1
2002-03	2	0	2	0	0	2	1	1	0	0	4	1	3	0	0
2003-04	2	2	0	0	0	2	1	0	1	0	4	3	0	1	0
2005-06	2	1	1	-	0	2	0	0	-	2	4	1	1	-	2
2006-07	2	2	0	-	0	2	1	0	-	1	4	3	0	-	1
2007-08	2	0	1	-	1	2	2	0	-	0	4	2	1	-	1
2008-09	2	1	1	-	0	2	0	1	-	1	4	1	2	-	1
TOTALS	30	15	11	3	1	29	13	8	3	5	59	28	19	6	6

Fast Facts

	OVERALL
Last 10 Games:	5-3-0-2
Last Win:	1/29/09
Last Loss:	1/4/09
Last Tie:	11/29/03
Overtime Record:	2-7-5
Shutouts by Panthers:	2
Last Time:	11/28/06 (1-0)
Shutouts of Panthers:	6
Last Time:	11/28/06 (1-0)
Shootout Record:	1-2
Last Time:	1/4/09 (5-6)
Most Goals:	8 (1/24/94)
Most Goals Against:	7 (10/25/95)

	AT HOME
	6-3-0-1
	1/29/09
	12/29/08
	3/28/01
	1-1-3
	Never
	Never
	2
	3/2/06 (1-0)
	Never
	Never
	8 (1/24/94)
	6 (1/25/96)

	ON ROAD
	4-1-1-4
	12/18/07
	1/4/09
	11/29/03
	1-6-2
	2
	11/28/06 (1-0)
	4
	11/17/01 (1-0)
	1-2
	1/4/09 (5-6)
	5 (3X) MR: (3/8/99)
	7 (10/25/95)

NASHVILLE PREDATORS

Sommet Center
501 Broadway · Nashville, TN 37203 · Phone: (615) 770-2300
www.nashvillepredators.com

Arena: Sommet Center
Capacity: 17,113
Entered NHL: 1998-99

Owner, Chairman & Governor: Predators Holdings LLC
President, Hockey Operations, General Manager
& Alternate Governor: David Poile
Head Coach: Barry Trotz
Associate Coach: Brent Peterson
Assistant Coach: Peter Horachek



J.P. Dumont

2009-10 Scheduled Games

Nov. 28: Panthers at Predators

Mar. 29: Panthers vs. Predators

2008-09 Results

Nov. 1: Panthers 2, Predators 3 (SO)

Dec. 23: Panthers 3, Predators 0

All-Time Record vs. Predators

SEASON	HOME					AWAY					OVERALL				
	GP	W	L	T	OTL	GP	W	L	T	OTL	GP	W	L	T	OTL
1998-99	1	1	0	0	-	1	1	0	0	-	2	2	0	0	-
1999-00	1	1	0	0	0	1	1	0	0	0	2	2	0	0	0
2000-01	0	0	0	0	0	1	0	0	1	0	1	0	0	1	0
2001-02	1	0	0	1	0	1	0	1	0	0	2	0	1	1	0
2002-03	1	0	0	0	1	0	0	0	0	0	1	0	0	0	1
2003-04	0	0	0	0	0	1	0	0	1	0	1	0	0	1	0
2005-06	1	1	0	-	0	0	0	0	-	0	1	1	0	-	0
2006-07	DID NOT PLAY														
2007-08	0	0	0	-	0	1	0	1	-	0	1	0	1	-	0
2008-09	1	1	0	-	0	1	0	0	-	1	2	1	0	-	1
TOTALS	6	4	0	1	1	7	2	2	2	1	13	6	2	3	2

Fast Facts

	OVERALL
Last 10 Games:	3-2-3-2
Last Win:	12/23/08
Last Loss:	11/1/08
Last Tie:	12/13/03
Overtime Record:	0-3-2
Shutouts by Panthers:	2
Last Time:	12/23/08 (3-0)
Shutouts of Panthers:	1
Last Time:	2/12/02 (1-0)
Shootout Record:	0-1
Last Time:	Never
Most Goals:	7 (12/13/05)
Most Goals Against:	4 (10/27/07)

AT HOME
4-0-1-1
12/23/08
12/23/02
3/9/02
0-1-1
1
12/23/08 (3-0)
Never
Never
Never
Never
7 (12/13/05)
3 (12/23/02)

ON ROAD
2-2-2-1
12/11/99
11/1/08
12/13/03
0-2-1
1
10/10/98 (1-0)
1
2/12/02 (1-0)
0-1
11/1/08 (2-3)
4 (12/11/99)
4 (10/27/07)

NEW JERSEY DEVILS

Prudential Center
165 Mulberry Street · Newark, NJ 07102 · Phone: (973) 757-6100
www.newjerseydevils.com



Arena: Prudential Center
Capacity: 17,625
Entered NHL: 1974-75 (Kansas City)

Chairman & Managing Partner: Jeff Vanderbeek
Chief Executive Officer, President & General Manager: Lou Lamoriello
Head Coach: Jacques Lemaire
Assistant Coaches: Mario Tremblay, Tommy Albelin

2009-10 Scheduled Games

Oct. 10: Panthers vs. Devils
Dec. 11: Panthers at Devils

Jan. 20: Panthers at Devils
Apr. 8: Panthers vs. Devils


2008-09 Results

Nov. 20: Panthers 1, Devils 3
Nov. 26: Panthers 2, Devils 3 (OT)

Feb. 17: Panthers 4, Devils 0
Feb. 28: Panthers 2, Devils 7

All-Time Record vs. Devils

SEASON	HOME					AWAY					OVERALL				
	GP	W	L	T	OTL	GP	W	L	T	OTL	GP	W	L	T	OTL
1993-94	3	0	1	2	-	2	0	2	0	-	5	0	3	2	-
1994-95	2	1	1	0	-	2	0	2	0	-	4	1	3	0	-
1995-96	3	3	0	0	-	3	2	1	0	-	6	5	1	0	-
1996-97	2	1	0	1	-	3	1	1	1	-	5	2	1	2	-
1997-98	3	1	2	0	-	2	1	0	1	-	5	2	2	1	-
1998-99	2	0	1	1	-	2	0	1	1	-	4	0	2	2	-
1999-00	2	1	1	0	0	2	0	1	0	1	4	1	2	0	1
2000-01	2	0	2	0	0	2	0	1	0	1	4	0	3	0	1
2001-02	2	0	2	0	0	2	1	1	0	0	4	1	3	0	0
2002-03	2	0	2	0	0	2	1	1	0	0	4	1	3	0	0
2003-04	2	0	1	0	1	2	1	1	0	0	4	1	2	0	1
2005-06	2	1	1	-	0	2	0	2	-	0	4	1	3	-	0
2006-07	2	1	0	-	1	2	0	2	-	0	4	1	2	-	1
2007-08	2	1	1	-	0	2	1	1	-	0	4	2	2	-	0
2008-09	2	1	0	-	1	2	0	2	-	0	4	1	2	-	1
TOTALS	33	11	15	4	3	32	8	19	3	2	65	19	34	7	5



Zach Parise

Fast Facts

Last 10 Games: 4-4-0-2
Last Win: 2/17/09
Last Loss: 2/28/09
Last Tie: 3/28/99
Overtime Record: 2-4-8
Shutouts by Panthers: 6
Last Time: 2/17/09 (4-0)
Shutouts of Panthers: 5
Last Time: 1/3/06 (3-0)
Shootout Record: 0-1
Last Time: 3/24/07 (3-4)
Most Goals: 5 (3X) MR: (4/3/00)
Most Goals Against: 7 (2/28/09)

AT HOME
4-3-0-3
2/17/09
11/26/08
3/28/99
1-1-5
6
2/17/09 (4-0)
1
12/22/00 (2-0)
0-1
3/24/07 (3-4)
5 (4/3/00)
5 (2X) MR: (3/3/04)


ON ROAD
2-8-0-0
1/18/08
2/28/09
11/21/98
1-2-3
Never
Never
4
10/26/06 (2-0)
Never
Never
5 (2X) MR: (10/30/00)
7 (2/28/09)

NEW YORK ISLANDERS

Nassau Veterans Memorial Coliseum
1255 Hempstead Turnpike · Uniondale, NY 11553 · Phone: (516) 501-6700
www.newyorkislanders.com

Arena: Nassau Veterans Memorial Coliseum
Capacity: 16,234
Entered NHL: 1972-73

Owner & Governor: Charles B. Wang
General Manager & Alternate Governor: Garth Snow
Head Coach: Scott Gordon
Assistant Coaches: Dean Chynoweth, Scott Allen



Kyle Okposo

2009-10 Scheduled Games

Nov. 14: Panthers vs. Islanders Jan. 21: Panthers at Islanders
Dec. 14: Panthers at Islanders Jan. 31: Panthers vs. Islanders

2008-09 Results

Oct. 18: Panthers 2, Islanders 0 Jan. 31: Panthers 1, Islanders 3
Dec. 31: Panthers 2, Islanders 4 Feb. 5: Panthers 3, Islanders 2

All-Time Record vs. Predators

SEASON	HOME					AWAY					OVERALL				
	GP	W	L	T	OTL	GP	W	L	T	OTL	GP	W	L	T	OTL
1993-94	2	2	0	0	-	3	3	0	0	-	5	5	0	0	-
1994-95	2	0	2	0	-	2	0	1	1	-	4	0	3	1	-
1995-96	3	2	1	0	-	2	1	0	1	-	5	3	1	1	-
1996-97	3	2	0	1	-	3	1	2	0	-	6	3	2	1	-
1997-98	2	0	0	2	-	3	2	1	0	-	5	2	1	2	-
1998-99	3	2	1	0	-	2	1	1	0	-	5	3	2	0	-
1999-00	2	2	0	0	0	2	1	1	0	0	4	3	1	0	0
2000-01	2	0	2	0	0	2	1	1	0	0	4	1	3	0	0
2001-02	2	0	1	1	0	2	1	1	0	0	4	1	2	1	0
2002-03	2	0	0	2	0	2	0	1	0	1	4	0	1	2	1
2003-04	2	1	1	0	0	2	0	2	0	0	4	1	3	0	0
2005-06	2	1	1	-	0	2	1	0	-	1	4	2	1	-	1
2006-07	2	1	1	-	0	2	0	0	-	2	4	1	1	-	2
2007-08	2	2	0	-	0	2	2	0	-	0	4	4	0	-	0
2008-09	2	2	0	-	0	2	0	2	-	0	4	2	2	-	0
TOTALS	33	17	10	6	0	33	14	13	2	4	66	31	23	8	4

Fast Facts

	OVERALL	AT HOME	ON ROAD
Last 10 Games:	7-2-0-1	7-3-0-0	3-4-0-3
Last Win:	2/5/09	2/5/09	3/2/08
Last Loss:	1/31/09	11/18/06	1/31/09
Last Tie:	12/13/02	12/13/02	4/12/96
Overtime Record:	2-4-8	0-1-6	2-3-2
Shutouts by Panthers:	5	3	2
Last Time:	10/18/08 (2-0)	10/18/08 (2-0)	3/2/08 (1-0)
Shutouts of Panthers:	3	2	1
Last Time:	10/6/01 (3-0)	10/6/01 (3-0)	2/15/97 (1-0)
Shootout Record:	0-2	Never	0-2
Last Time:	12/9/06 (4-5)	Never	12/9/06 (4-5)
Most Goals:	8 (3/17/07)	8 (3/17/07)	6 (12/27/97)
Most Goals Against:	7 (3/19/97)	6 (2/4/02)	7 (3/19/97)

NEW YORK RANGERS

Madison Square Garden
Two Penn Plaza · New York, NY 10121 · Phone: (212) 465-6486
www.newyorkrangers.com



Arena: Madison Square Garden
Capacity: 18,200
Entered NHL: 1926-27

Chairman, Madison Square Garden: James L. Dolan
President, General Manager & Alternate Governor: Glen Sather
Head Coach: John Tortorella
Assistant Coaches: Benoit Allaire, Mike Sullivan

2009-10 Scheduled Games

Nov. 21: Panthers at Rangers
Nov. 25: Panthers vs. Rangers


Dec. 23: Panthers at Rangers
Apr. 3: Panthers vs. Rangers

2008-09 Results

Nov. 28: Panthers 3, Rangers 4 (SO)
Nov. 30: Panthers 4, Rangers 0

Feb. 13: Panthers 2, Rangers 1 (SO)
Feb. 26: Panthers 2, Rangers 1

All-Time Record vs. Rangers



Henrik Lundqvist

SEASON	HOME					AWAY					OVERALL				
	GP	W	L	T	OTL	GP	W	L	T	OTL	GP	W	L	T	OTL
1993-94	3	2	1	0	-	2	0	2	0	-	5	2	3	0	-
1994-95	2	0	2	0	-	2	1	0	1	-	4	1	2	1	-
1995-96	2	1	1	0	-	3	1	1	1	-	5	2	2	1	-
1996-97	3	2	0	1	-	3	1	1	1	-	6	3	1	2	-
1997-98	3	0	3	0	-	2	1	0	1	-	5	1	3	1	-
1998-99	2	1	1	0	-	2	1	1	0	-	4	2	2	0	-
1999-00	2	2	0	0	0	2	1	1	0	0	4	3	1	0	0
2000-01	2	1	1	0	0	2	0	2	0	0	4	1	3	0	0
2001-02	2	0	2	0	0	2	1	1	0	0	4	1	3	0	0
2002-03	2	0	1	0	1	2	1	1	0	0	4	1	2	0	1
2003-04	2	1	0	1	0	2	0	2	0	0	4	1	2	1	0
2005-06	2	1	0	-	1	2	0	2	-	0	4	1	2	-	1
2006-07	2	1	0	-	1	2	1	0	-	1	4	2	0	-	2
2007-08	2	2	0	-	0	2	0	2	-	0	4	2	2	-	0
2008-09	2	1	0	-	1	2	2	0	-	0	4	3	0	-	1
TOTALS	33	15	12	2	4	32	11	16	4	1	65	26	28	6	5

Fast Facts


	OVERALL	AT HOME	ON ROAD
Last 10 Games:	6-2-0-2	6-0-1-3	3-6-0-1
Last Win:	2/26/09	2/13/09	2/26/09
Last Loss:	11/28/08	11/28/08	2/24/08
Last Tie:	11/26/03	11/26/03	11/30/97
Overtime Record:	3-5-5	2-3-1	1-2-4
Shutouts by Panthers:	4	2	2
Last Time:	11/30/08 (4-0)	4/7/01 (3-0)	11/30/08 (4-0)
Shutouts of Panthers:	7	2	5
Last Time:	2/24/08 (5-0)	2/24/96 (4-0)	2/24/08 (5-0)
Shootout Record:	3-3	3-3	Never
Last Time:	2/13/09 (2-1 W)	2/13/09 (2-1)	Never
Most Goals:	6 (2X) MR: (11/26/99)	6 (2X) MR: (11/26/99)	5 (2X) MR: (10/6/96)
Most Goals Against:	7 (12/22/96)	5 (3X) MR: (11/3/01)	7 (12/22/96)

OTTAWA SENATORS

Scotiabank Place
1000 Palladium Dr. · Ottawa, Ontario, Canada K2V 1A5 · Phone: (613) 599-0250
www.ottawasenators.com

Arena: Scotiabank Place
Capacity: 19,153
Entered NHL: 1992-93

Owner, Governor & Chairman: Eugene Melnyk
General Manager: Bryan Murray
Head Coach: Cory Clouston
Assistant Coaches: Greg Carvel, Brad Lauer, Luke Richardson



Daniel Alfredsson

2009-10 Scheduled Games

Oct. 28: Panthers vs. Senators
Jan. 9: Panthers at Senators

Mar. 27: Panthers at Senators
Apr. 6: Panthers vs. Senators

2008-09 Results

Oct. 22: Panthers 3, Senators 1
Oct. 30: Panthers 1, Senators 2

Dec. 8: Panthers 4, Senators 3 (OT)
Mar. 31: Panthers 5, Senators 2

All-Time Record vs. Senators

SEASON	HOME					AWAY					OVERALL				
	GP	W	L	T	OTL	GP	W	L	T	OTL	GP	W	L	T	OTL
1993-94	2	1	0	1	-	2	2	0	0	-	4	3	0	1	-
1994-95	2	2	0	0	-	2	2	0	0	-	4	4	0	0	-
1995-96	2	2	0	0	-	2	1	1	0	-	4	3	1	0	-
1996-97	2	1	1	0	-	2	0	1	1	-	4	1	2	1	-
1997-98	2	0	2	0	-	2	0	1	1	-	4	0	3	1	-
1998-99	2	1	1	0	-	2	2	0	0	-	4	3	1	0	-
1999-00	2	1	1	0	0	2	0	2	0	0	4	1	3	0	0
2000-01	2	1	0	0	1	2	0	2	0	0	4	1	3	0	0
2001-02	2	0	2	0	0	2	1	1	0	0	4	1	2	0	1
2002-03	2	0	2	0	0	2	1	0	0	1	4	1	2	0	1
2003-04	2	0	2	0	0	2	1	0	0	1	4	1	2	0	1
2005-06	2	1	1	-	0	2	1	1	-	0	4	2	2	-	0
2006-07	2	0	2	-	0	2	0	2	-	0	4	0	4	-	0
2007-08	2	1	1	-	0	2	0	2	-	0	4	1	3	-	0
2008-09	2	1	1	-	0	2	2	0	-	0	4	3	1	-	0
TOTALS	30	12	16	1	1	30	13	13	2	2	60	25	29	3	3

Fast Facts

	OVERALL	AT HOME	ON ROAD
Last 10 Games:	4-6-0-0	3-7-0-0	4-5-0-1
Last Win:	3/31/09	3/31/09	12/8/08
Last Loss:	10/30/08	10/30/08	2/7/08
Last Tie:	10/23/97	4/2/94	10/23/97
Overtime Record:	2-2-4	0-1-1	2-1-3
Shutouts by Panthers:	2	1	1
Last Time:	4/12/99 (2-0)	2/15/95 (2-0)	4/12/99 (2-0)
Shutouts of Panthers:	6	2	4
Last Time:	2/14/07 (4-0)	12/3/03 (4-0)	2/14/07 (4-0)
Shootout Record:	Never	Never	Never
Last Time:	Never	Never	Never
Most Goals:	6 (3X) MR: (3/8/06)	6 (3X) MR: (3/8/06)	5 (2X) MR: (4/24/95)
Most Goals Against:	6 (3X) MR: (11/30/06)	6 (2X) MR: (11/24/06)	6 (11/3/06)

PHILADELPHIA FLYERS

Wachovia Center
3601 South Broad Street · Philadelphia, PA 19148 · Phone: (215) 465-4500
www.philadelphiaflyers.com



Arena: Wachovia Center
Capacity: 19,537
Entered NHL: 1967-68

Chairman & Governor: Ed Snider
General Manager: Paul Holmgren
Head Coach: John Stevens
Assistant Coaches: Craig Berube, Jack McIlhargey, Joe Mullen

2009-10 Scheduled Games

Oct. 17: Panthers vs. Flyers
Oct. 24: Panthers at Flyers


Dec. 21: Panthers at Flyers
Mar. 3: Panthers vs. Flyers

2008-09 Results

Jan. 16: Panthers 2, Flyers 3 (SO)
Jan. 27: Panthers 3, Flyers 2

Mar. 26: Panthers 4, Flyers 2
Apr. 7: Panthers 1, Flyers 2

All-Time Record vs. Flyers



Jeff Carter

SEASON	HOME					AWAY					OVERALL				
	GP	W	L	T	OTL	GP	W	L	T	OTL	GP	W	L	T	OTL
1993-94	2	1	1	0	-	3	0	2	1	-	5	1	3	1	-
1994-95	2	0	2	0	-	2	1	0	1	-	4	1	2	1	-
1995-96	3	1	2	0	-	2	1	0	1	-	5	2	2	1	-
1996-97	2	0	2	0	-	3	2	1	0	-	5	2	3	0	-
1997-98	3	1	2	0	-	3	1	2	0	-	6	2	4	0	-
1998-99	2	1	1	0	-	2	1	0	1	-	4	2	1	1	-
1999-00	2	1	1	0	0	2	0	2	0	0	4	1	3	0	0
2000-01	2	0	2	0	0	2	1	1	0	0	4	1	3	0	0
2001-02	2	0	1	0	1	2	0	1	1	0	4	0	2	1	1
2002-03	2	0	2	0	0	2	1	0	1	0	4	1	2	1	0
2003-04	2	0	1	1	0	2	1	1	0	0	4	1	2	1	0
2005-06	2	0	1	-	1	2	0	1	-	1	4	0	2	-	2
2006-07	2	2	0	-	0	2	2	0	-	0	4	4	0	-	0
2007-08	2	1	1	-	0	2	1	1	-	0	4	2	2	-	0
2008-09	2	1	0	-	1	2	1	1	-	0	4	2	1	-	1
TOTALS	32	9	19	1	3	33	13	13	6	1	65	22	32	7	4

Fast Facts


	OVERALL	AT HOME	ON ROAD
Last 10 Games:	6-3-0-1	4-3-1-2	5-4-0-1
Last Win:	3/26/09	1/27/09	3/26/09
Last Loss:	4/7/09	1/16/09	4/7/09
Last Tie:	1/28/04	1/28/04	11/13/02
Overtime Record:	1-9-6	0-7-0	1-2-6
Shutouts by Panthers:	1	Never	1
Last Time:	2/9/95 (3-0)	Never	2/9/95 (3-0)
Shutouts of Panthers:	4	2	2
Last Time:	12/30/07 (1-0)	12/30/07 (1-0)	10/24/99 (2-0)
Shootout Record:	0-2	0-2	Never
Last Time:	1/16/09 (2-3)	1/16/09 (2-3)	Never
Most Goals:	5 (2X) MR: (2/24/99)	5 (2X) MR: (2/24/99)	4 (4X) MR: (2/22/03)
Most Goals Against:	7 (4/16/98)	7 (4/16/98)	5 (5X) (1/16/08)

PHOENIX COYOTES

Jobing.com Arena
9400 West Maryland Ave. · Glendale, AZ 85305 · Phone: (623) 772-3200
www.phoenixcoyotes.com

Arena: Jobing.com Arena
Capacity: 17,125
Entered NHL: 1979-80 (Winnipeg)

Managing Partner, Alternate Governor & Head Coach: Wayne Gretzky
General Manager: Don Maloney
Associate Coach: Ulf Samuelsson
Assistant Coach: Doug Sulliman



Shane Doan

2009-10 Scheduled Games

Mar. 18: Panthers vs. Coyotes

2008-09 Results

Nov. 8: Panthers 1, Coyotes 4

All-Time Record vs. Coyotes

SEASON	HOME					AWAY					OVERALL				
	GP	W	L	T	OTL	GP	W	L	T	OTL	GP	W	L	T	OTL
1993-94	1	0	1	0	-	2	2	0	0	-	3	2	1	0	-
1994-95	DID NOT PLAY														
1995-96	1	1	0	0	-	1	0	1	0	-	2	1	1	0	-
1996-97	1	0	1	0	-	1	0	0	1	-	2	0	1	1	-
1997-98	1	0	1	0	-	1	0	1	0	-	2	0	2	0	-
1998-99	1	1	0	0	-	1	0	0	1	-	2	1	0	1	-
1999-00	0	0	0	0	0	1	1	0	0	0	1	1	0	0	0
2000-01	1	1	0	0	0	1	0	0	0	1	2	1	0	0	1
2001-02	1	0	1	0	0	0	0	0	0	0	1	0	1	0	0
2002-03	0	0	0	0	0	1	0	0	1	0	1	0	0	1	0
2003-04	1	0	1	0	0	1	1	0	0	0	2	1	1	0	0
2005-06	0	0	0	-	0	1	0	1	-	0	1	0	1	-	0
2006-07	1	1	0	-	0	0	0	0	-	0	1	1	0	-	0
2007-08	DID NOT PLAY														
2008-09	0	0	0	0	0	1	0	1	-	0	1	0	1	-	0
TOTALS	9	4	5	0	0	12	4	4	3	1	21	8	9	3	1

Fast Facts

OVERALL
Last 10 Games: 4-4-1-1
Last Win: 2/10/07
Last Loss: 11/8/08
Last Tie: 11/22/02
Overtime Record: 0-1-3
Shutouts by Panthers: Never
Last Time: Never
Shutouts of Panthers: 1
Last Time: 3/5/97 (3-0)
Shootout Record: Never
Last Time: Never
Most Goals: 7 (2/20/99)
Most Goals Against: 6 (1/19/06)

AT HOME
4-5-0-0
2/10/07
10/15/03
Never
0-0-0
Never
Never
1
3/5/97 (3-0)
Never
Never
7 (2/20/99)
5 (10/26/93)

ON ROAD
2-4-3-1
2/4/04
11/8/08
11/22/02
0-1-3
Never
Never
Never
Never
6 (12/8/99)
6 (1/19/06)

PITTSBURGH PENGUINS

Mellon Arena
66 Mario Lemieux Place · Pittsburgh, PA 15219 · Phone: (412) 642-1300
www.pittsburghpenguins.com



Arena: Mellon Arena
Capacity: 16,940
Entered NHL: 1967-68

Co-Owner & Chairman: Mario Lemieux
Executive Vice President & General Manager: Ray Shero
Head Coach: Dan Bylsma
Assistant Coaches: Tom Fitzgerald, Mike Yeo, Tony Granato

2009-10 Scheduled Games

Oct. 23: Panthers at Penguins
Nov. 23: Panthers vs. Penguins


Dec. 12: Panthers at Penguins
Jan. 3: Panthers vs. Penguins

2008-09 Results

Jan. 3: Panthers 6, Penguins 1
Mar. 5: Panthers 1, Penguins 4

Mar. 10: Panthers 3, Penguins 4 (SO)
Apr. 5: Panthers 4, Penguins 2

All-Time Record vs. Penguins



Evgeni Malkin

SEASON	HOME				OTL	AWAY				OTL	OVERALL				OTL
	GP	W	L	T		GP	W	L	T		GP	W	L	T	
1993-94	2	0	2	0	-	2	0	1	1	-	4	0	3	1	-
1994-95	2	1	1	0	-	2	1	1	0	-	4	2	2	0	-
1995-96	2	1	1	0	-	2	0	2	0	-	4	1	3	0	-
1996-97	2	2	0	0	-	2	0	2	0	-	4	2	2	0	-
1997-98	2	1	1	0	-	2	1	0	1	-	4	2	1	1	-
1998-99	2	1	1	0	-	3	0	3	0	-	5	1	4	0	-
1999-00	2	1	1	0	0	2	1	1	0	0	4	2	2	0	0
2000-01	2	0	1	1	0	2	1	0	0	1	4	1	1	1	1
2001-02	2	2	0	0	0	2	0	0	1	1	4	2	0	1	1
2002-03	2	2	0	0	0	2	2	0	0	0	4	4	0	0	0
2003-04	2	2	0	0	0	2	2	0	0	0	4	4	0	0	0
2005-06	2	1	1	-	0	2	2	0	-	0	4	3	1	-	0
2006-07	2	1	1	-	0	2	1	1	-	0	4	2	2	-	0
2007-08	2	1	1	-	0	2	0	2	-	0	4	1	3	-	0
2008-09	2	1	1	-	0	2	1	0	-	1	4	2	1	-	1
TOTALS	30	17	12	1	0	31	12	13	3	3	61	29	25	4	3

Fast Facts


	OVERALL	AT HOME	ON ROAD
Last 10 Games:	4-5-0-1	6-4-0-0	6-3-0-1
Last Win:	4/5/09	4/5/09	1/3/09
Last Loss:	3/10/09	3/5/09	3/10/09
Last Tie:	10/28/01	12/20/00	10/28/01
Overtime Record:	3-4-4	2-1-1	1-3-3
Shutouts by Panthers:	5	3	2
Last Time:	2/20/04 (2-0)	1/18/03 (3-0)	2/20/04 (2-0)
Shutouts of Panthers:	4	Never	4
Last Time:	1/5/08 (3-0)	Never	1/5/08 (3-0)
Shootout Record:	0-1	Never	0-1
Last Time:	3/10/09 (3-4)	Never	3/10/09 (3-4)
Most Goals:	6 (3X) MR: (1/3/09)	6 (11/7/03)	6 (2X) MR: (1/3/09)
Most Goals Against:	7 (2X) MR: (12/30/98)	6 (2X) MR: (3/16/01)	7 (2X) MR: (12/30/98)

ST. LOUIS BLUES

Scottrade Center
1401 Clark Avenue · St. Louis, MO 63103 · Phone: (314) 622-2500
www.stlouisblues.com

Arena: Scottrade Center
Capacity: 19,150
Entered NHL: 1967-68

Chairman & Governor: David W. Checketts
Senior Vice President & General Manager: Larry Pleau
Head Coach: Andy Murray
Assistant Coaches: Ray Bennett, Brad Shaw, Rick Wamsley



Brad Boyes

2009-10 Scheduled Games

Oct. 31: Panthers at Blues

2008-09 Results

Oct. 25: Panthers 0, Blues 4

Mar. 7: Panthers 5, Blues 3

All-Time Record vs. Blues

SEASON	HOME					AWAY					OVERALL				
	GP	W	L	T	OTL	GP	W	L	T	OTL	GP	W	L	T	OTL
1993-94	1	0	1	0	-	1	0	1	0	-	2	0	2	0	-
1994-95	DID NOT PLAY														
1995-96	1	0	0	1	-	1	0	1	0	-	2	0	1	1	-
1996-97	1	1	0	0	-	1	1	0	0	-	2	2	0	0	-
1997-98	1	0	1	0	-	1	0	1	0	-	2	0	2	0	-
1998-99	1	0	1	0	-	1	0	0	1	-	2	0	1	1	-
1999-00	1	0	0	1	0	1	0	1	0	0	2	0	1	1	0
2000-01	1	1	0	0	0	1	0	1	0	0	2	1	1	0	0
2001-02	1	0	1	0	0	0	0	0	0	0	1	0	1	0	0
2002-03	0	0	0	0	0	1	0	1	0	0	1	0	1	0	0
2003-04	1	0	0	0	1	1	0	1	0	0	2	0	1	0	1
2005-06	1	1	0	-	0	0	0	0	-	0	1	1	0	-	0
2006-07	DID NOT PLAY														
2007-08	0	0	0	-	0	1	1	0	-	0	1	1	0	-	0
2008-09	1	1	0	-	0	1	0	1	-	0	2	1	1	-	0
TOTALS	11	4	4	2	1	11	2	8	1	0	22	6	12	3	1

Fast Facts

OVERALL
Last 10 Games: 4-5-0-1
Last Win: 3/7/09
Last Loss: 10/25/08
Last Tie: 3/4/00
Overtime Record: 1-0-4
Shutouts by Panthers: 3
Last Time: 12/13/07 (1-0)
Shutouts of Panthers: 6
Last Time: 11/8/03 (2-0)
Shootout Record: Never
Last Time: Never
Most Goals: 5 (3/7/09)
Most Goals Against: 5 (3X) MR: (12/2/00)

AT HOME
4-3-2-1
3/7/09
1/19/04
3/4/00
1-0-3
1
2/19/01 (3-0)
1
12/22/01 (2-0)
Never
Never
5 (3/7/09)
5 (2/8/99)

ON ROAD
2-7-1-0
12/13/07
10/25/08
2/18/99
0-0-1
2
12/13/07 (1-0)
5
10/25/08 (4-0)
Never
Never
3 (3X) MR: (10/11/97)
5 (2X) MR: (12/2/00)

SAN JOSE SHARKS

HP Pavilion at San Jose
525 W. Santa Clara St. · San Jose, CA 95113 · Phone: (408) 287-7070
www.sjsharks.com



Arena: HP Pavilion at San Jose
Capacity: 17,496
Entered NHL: 1991-92

President & Chief Executive Officer: Greg Jamison
Executive Vice President & General Manager: Doug Wilson
Head Coach: Todd McLellan
Assistant Coaches: Matt Shaw, Jay Woodcroft, Trent Yawney

2009-10 Scheduled Games

Mar. 13: Panthers at Sharks

2008-09 Results

Oct. 24: Panthers 4, Sharks 3

All-Time Record vs. Sharks



Joe Thornton

SEASON	HOME					AWAY					OVERALL				
	GP	W	L	T	OTL	GP	W	L	T	OTL	GP	W	L	T	OTL
1993-94	1	0	0	1	-	1	0	1	0	-	2	0	1	1	-
1994-95	DID NOT PLAY														
1995-96	1	1	0	0	-	1	1	0	0	-	2	2	0	0	-
1996-97	1	0	0	1	-	1	0	0	1	-	2	0	0	2	-
1997-98	1	0	0	1	-	1	0	0	1	-	2	0	0	2	-
1998-99	1	0	0	1	-	1	0	1	0	-	2	0	1	1	-
1999-00	1	1	0	0	0	1	1	0	0	0	2	2	0	0	0
2000-01	1	0	0	1	0	1	0	1	0	0	2	0	1	1	0
2001-02	0	0	0	0	0	1	0	1	0	0	1	0	1	0	0
2002-03	1	0	1	0	0	0	0	0	0	0	1	0	1	0	0
2003-04	1	0	1	0	0	1	0	1	0	0	2	0	2	0	0
2005-06	0	0	0	-	0	1	0	1	-	0	1	0	1	-	0
2006-07	1	0	1	-	0	0	0	0	-	0	1	0	1	-	0
2007-08	DID NOT PLAY														
2008-09	1	1	0	-	0	0	0	0	-	0	1	1	0	-	0
TOTALS	11	3	3	5	0	10	2	6	2	0	21	5	9	7	0

Fast Facts

	OVERALL
Last 10 Games:	2-7-1-0
Last Win:	10/24/08
Last Loss:	10/31/06
Last Tie:	3/7/01
Overtime Record:	0-0-7
Shutouts by Panthers:	Never
Last Time:	Never
Shutouts of Panthers:	2
Last Time:	2/3/04
Shootout Record:	Never
Last Time:	Never
Most Goals:	5 (1/8/96)
Most Goals Against:	7 (11/16/02)

	AT HOME
3-3-4-0	
Last Win:	10/24/08
Last Loss:	10/31/06
Last Tie:	3/7/01
Overtime Record:	0-0-5
Shutouts by Panthers:	Never
Last Time:	Never
Shutouts of Panthers:	Never
Last Time:	Never
Shootout Record:	Never
Last Time:	Never
Most Goals:	4 (3X) MR: (10/24/08)
Most Goals Against:	7 (11/16/02)

	ON ROAD
2-6-2-0	
Last Win:	1/8/00
Last Loss:	12/8/05
Last Tie:	1/24/98
Overtime Record:	0-0-2
Shutouts by Panthers:	Never
Last Time:	Never
Shutouts of Panthers:	2
Last Time:	2/3/04 (3-0)
Shootout Record:	Never
Last Time:	Never
Most Goals:	5 (1/8/96)
Most Goals Against:	6 (1/5/02)

TAMPA BAY LIGHTNING

St. Pete Times Forum
401 Channelside Drive · Tampa, FL 33602 · Phone: (813) 301-6500
www.tampabaylightning.com

Arena: St. Pete Times Forum
Capacity: 19,758
Entered NHL: 1991-92

Owners: Oren Koules, Len Barrie, Mark Burg, Russell Belinsky,
Jordan Zimmerman, Dr. Richard C. Lehman, Irwin Novack, Craig Sher
Executive Vice President & General Manager: Brian Lawton
Head Coach: Rick Tocchet
Associate Coach: Rick Wilson
Assistant Coaches: Cap Raeder, Wes Walz



2009-10 Scheduled Games

Oct. 12: Panthers at Lightning
Jan. 14: Panthers at Lightning
Jan. 16: Panthers vs. Lightning

Mar. 21: Panthers vs. Lightning
Apr. 10: Panthers at Lightning
Apr. 11: Panthers vs. Lightning

2008-09 Results

Nov. 12: Panthers 4, Lightning 0
Nov. 18: Panthers 4, Lightning 3 (SO)
Dec. 26: Panthers 3, Lightning 4 (SO)

Dec. 27: Panthers 4, Lightning 6
Jan. 17: Panthers 4, Lightning 3
Mar. 14: Panthers 3, Lightning 4 (SO)



Vincent Lecavalier

All-Time Record vs. Lightning

SEASON	HOME					AWAY					OVERALL				
	GP	W	L	T	OTL	GP	W	L	T	OTL	GP	W	L	T	OTL
1993-94	2	1	0	1	-	3	2	0	1	-	5	3	0	2	-
1994-95	2	2	0	0	-	2	1	1	0	-	4	3	1	0	-
1995-96	3	1	2	0	-	3	2	1	0	-	6	3	3	0	-
1996-97	3	2	0	1	-	2	0	1	1	-	5	2	1	2	-
1997-98	2	2	0	0	-	3	0	1	2	-	5	2	1	2	-
1998-99	3	3	0	0	-	2	2	0	0	-	5	5	0	0	-
1999-00	2	1	0	1	0	3	3	0	0	0	5	4	0	1	0
2000-01	3	2	1	0	0	2	0	2	0	0	5	2	3	0	0
2001-02	2	0	1	0	1	3	2	1	0	0	5	2	2	0	1
2002-03	3	0	1	1	1	2	0	1	1	0	5	0	2	2	1
2003-04	3	2	1	0	0	3	0	2	1	0	6	2	3	1	0
2005-06	4	4	0	-	0	4	2	2	-	0	8	6	2	-	0
2006-07	4	3	1	-	0	4	2	1	-	1	8	5	2	-	1
2007-08	4	3	1	-	0	4	1	3	-	0	8	4	4	-	0
2008-09	3	1	0	-	2	3	2	1	-	0	6	3	1	-	2
TOTALS	43	27	8	4	4	43	19	17	6	1	86	46	25	10	5

Fast Facts

OVERALL
Last 10 Games: 5-3-0-2
Last Win: 1/17/09
Last Loss: 3/14/09
Last Tie: 12/31/03
Overtime Record: 7-6-9
Shutouts by Panthers: 7
Last Time: 11/12/08 (4-0)
Shutouts of Panthers: 1
Last Time: 3/1/97 (2-0)
Shootout Record: 1-3
Last Time: 3/14/09 (4-3 L)
Most Goals: 8 (2/28/06)
Most Goals Against: 6 (3X) MR: (12/27/08)

AT HOME
7-1-0-2
11/12/08
3/14/09
2/8/03
5-4-4
5
11/12/08 (4-0)
Never
Never
0-2
3/14/09 (3-4)
7 (1/1/00)
6 (2X) MR: (11/22/06)

ON ROAD
5-4-0-1
1/17/09
12/27/08
12/31/03
2-2-5
2
10/7/01 (5-0)
1
3/1/97 (2-0)
1-1
11/18/08 (4-3)
8 (2/28/06)
6 (12/27/08)

TORONTO MAPLE LEAFS

Air Canada Centre
40 Bay St., Suite 400 • Toronto, Ontario, Canada M5J 2X2 • Phone: (416) 815-5700
www.mapleleafs.com



Arena: Air Canada Centre
Capacity: 18,819
Entered NHL: 1917-18

Chairman of the Board: Lawrence M. Tanenbaum
President, General Manager & Alternate Governor: Brian Burke
Head Coach: Ron Wilson
Assistant Coaches: Keith Acton, Tim Hunter, Rob Zettler

2009-10 Scheduled Games

Nov. 27: Panthers vs. Maple Leafs
Jan. 5: Panthers at Maple Leafs

Jan. 23: Panthers vs. Maple Leafs
Mar. 23: Panthers at Maple Leafs

2008-09 Results

Jan. 6: Panthers 4, Maple Leafs 2
Feb. 3: Panthers 4, Maple Leafs 3 (OT)

Feb. 10: Panthers 5, Maple Leafs 4 (OT)
Mar. 19: Panthers 3, Maple Leafs 1

All-Time Record vs. Maple Leafs



Tomas Kaberle

SEASON	HOME					AWAY					OVERALL				
	GP	W	L	T	OTL	GP	W	L	T	OTL	GP	W	L	T	OTL
1993-94	2	0	1	1	-	1	0	1	0	-	3	0	2	1	-
1994-95	DID NOT PLAY														
1995-96	1	1	0	0	-	1	1	0	0	-	2	2	0	0	-
1996-97	1	0	0	1	-	1	0	1	0	-	2	0	1	1	-
1997-98	1	0	1	0	-	1	0	1	0	-	2	0	2	0	-
1998-99	2	1	0	1	-	2	0	2	0	-	4	1	2	1	-
1999-00	2	1	1	0	0	1	0	1	0	0	3	1	2	0	0
2000-01	2	0	2	0	0	2	1	0	1	0	4	1	2	1	0
2001-02	2	1	1	0	0	2	0	1	1	0	4	1	2	1	0
2002-03	2	0	1	1	0	2	2	0	0	0	4	2	1	1	0
2003-04	2	1	0	1	0	2	0	2	0	0	4	1	2	1	0
2005-06	2	0	2	-	0	2	0	1	-	1	4	0	3	-	1
2006-07	2	1	1	-	0	2	1	0	-	1	4	2	1	-	1
2007-08	2	0	0	-	2	2	1	1	-	0	4	1	1	-	2
2008-09	2	2	0	-	0	2	2	0	-	0	4	4	0	-	0
TOTALS	25	8	10	5	2	23	8	11	2	2	48	16	21	7	4

Fast Facts

	OVERALL
Last 10 Games:	6-2-0-2
Last Win:	3/19/09
Last Loss:	2/27/08
Last Tie:	12/29/03
Overtime Record:	2-5-6
Shutouts by Panthers:	2
Last Time:	2/5/08 (8-0)
Shutouts of Panthers:	2
Last Time:	3/9/04 (5-0)
Shootout Record:	0-2
Last Time:	2/27/08 (3-4)
Most Goals:	8 (2/5/08)
Most Goals Against:	9 (4/10/99)

	AT HOME
	4-3-1-2
	3/19/09
	2/27/08
	12/29/03
	1-4-4
	1
	2/25/04 (4-0)
	1
	2/5/03 (6-0)
	0-1
	2/27/08 (3-4)
	5 (3X) MR: (2/10/09)
	6 (2X) MR: (2/5/03)

	ON ROAD
	4-4-0-2
	2/3/09
	10/18/07
	4/6/02
	1-1-2
	1
	2/5/08 (8-0)
	1
	3/9/04 (5-0)
	0-1
	10/9/06 (1-2)
	8 (2/5/08)
	9 (4/10/99)

VANCOUVER CANUCKS

General Motors Place
800 Griffiths Way · Vancouver, BC, Canada V6B 6G1 · Phone: (604) 899-4600
www.canucks.com

Arena: General Motors Place
Capacity: 18,630
Entered NHL: 1970-71

Chairman & Governor: Francesco Aquilini
President, General Manager & Alternate Governor: Michael D. Gillis
Head Coach: Alain Vigneault
Associate Coach: Rick Bowness
Assistant Coaches: Ryan Walter, Darryl Williams



Roberto Luongo

2009-10 Scheduled Games

Feb. 11: Panthers vs. Canucks

2008-09 Results

Dec. 14: Panthers 3, Canucks 5

All-Time Record vs. Canucks

SEASON	HOME					AWAY					OVERALL				
	GP	W	L	T	OTL	GP	W	L	T	OTL	GP	W	L	T	OTL
1993-94	1	1	0	0	-	1	1	0	0	-	2	2	0	0	-
1994-95	DID NOT PLAY														
1995-96	1	0	0	1	-	1	0	1	0	-	2	0	1	1	-
1996-97	1	1	0	0	-	1	0	0	1	-	2	1	0	1	-
1997-98	1	0	1	0	-	1	0	0	1	-	2	0	1	1	-
1998-99	1	0	1	0	-	1	0	0	1	-	2	0	1	1	-
1999-00	1	1	0	0	0	1	0	1	0	0	2	1	1	0	0
2000-01	1	0	0	0	1	0	0	0	0	0	1	0	0	0	1
2001-02	0	0	0	0	0	1	0	0	1	0	1	0	0	1	0
2002-03	1	0	1	0	0	1	0	1	0	0	2	0	2	0	0
2003-04	0	0	0	0	0	1	0	0	1	0	1	0	0	1	0
2005-06	DID NOT PLAY														
2006-07	0	0	0	-	0	1	0	0	-	1	1	0	0	-	1
2007-08	1	1	0	-	0	0	0	0	-	0	1	1	0	-	0
2008-09	0	0	0	-	0	1	0	1	-	0	1	0	1	-	0
TOTALS	9	4	3	1	1	11	1	4	5	1	20	5	7	6	2

Fast Facts

	OVERALL	AT HOME	ON ROAD
Last 10 Games:	2-4-2-2	4-3-1-1	0-4-5-1
Last Win:	2/1/08	2/1/08	3/7/94
Last Loss:	12/14/08	11/30/02	12/14/08
Last Tie:	1/11/04	11/16/95	1/11/04
Overtime Record:	1-3-5	1-1-1	0-2-4
Shutouts by Panthers:	Never	Never	Never
Last Time:	Never	Never	Never
Shutouts of Panthers:	1	1	Never
Last Time:	10/23/98 (5-0)	10/23/98 (5-0)	Never
Shootout Record:	1-1	1-0	0-1
Last Time:	2/1/08 (4-3)	2/1/08 (4-3)	1/7/07 (3-4)
Most Goals:	5 (2X) MR: (10/20/99)	5 (2X) MR: (10/20/99)	4 (1/14/97)
Most Goals Against:	7 (1/3/96)	5 (2X) MR: (11/30/02)	7 (1/3/96)

WASHINGTON CAPITALS

Verizon Center
601 F Street NW • Washington DC 20004 • Phone: (202) 266-2200
www.washingtoncaps.com



Arena: Verizon Center
Capacity: 18,277
Entered NHL: 1974-75

Chairman & Majority Owner: Ted Leonsis
President & Owner: Dick Patrick
Vice President & General Manager: George McPhee
Head Coach: Bruce Boudreau
Assistant Coaches: Dean Evason, Blaine Forsythe, Bob Woods

2009-10 Scheduled Games

Nov. 6: Panthers vs. Capitals
Nov. 7: Panthers at Capitals
Dec. 3: Panthers at Capitals


Jan. 13: Panthers vs. Capitals
Jan. 29: Panthers at Capitals
Mar. 16: Panthers vs. Capitals

2008-09 Results

Dec. 2: Panthers 5, Capitals 3
Feb. 7: Panthers 1, Capitals 3
Feb. 15: Panthers 2, Capitals 4

Mar. 1: Panthers 6, Capitals 2
Mar. 17: Panthers 0, Capitals 3
Apr. 11: Panthers 7, Capitals 4

All-Time Record vs. Capitals



Alexander Ovechkin

SEASON	HOME					AWAY					OVERALL				
	GP	W	L	T	OTL	GP	W	L	T	OTL	GP	W	L	T	OTL
1993-94	3	2	1	0	-	2	0	1	1	-	5	2	2	1	-
1994-95	2	1	0	1	-	2	0	2	0	-	4	1	2	1	-
1995-96	2	0	1	1	-	3	3	0	0	-	5	3	1	1	-
1996-97	3	1	2	0	-	2	0	0	2	-	5	1	2	2	-
1997-98	3	2	1	0	-	3	1	2	0	-	6	3	3	0	-
1998-99	2	0	2	0	-	3	1	1	1	-	5	1	3	1	-
1999-00	3	2	1	0	0	2	0	1	0	1	5	2	2	0	1
2000-01	2	1	1	0	0	3	0	3	0	0	5	1	4	0	0
2001-02	3	1	1	0	1	2	1	1	0	0	5	2	2	0	1
2002-03	2	0	1	1	0	3	0	2	0	1	5	0	3	1	1
2003-04	3	1	1	1	0	3	2	0	1	0	6	3	1	2	0
2005-06	4	3	0	0	1	4	4	0	0	0	8	7	0	0	1
2006-07	4	3	1	-	0	4	2	2	-	0	8	5	3	-	0
2007-08	4	2	2	-	0	4	2	2	-	0	8	4	4	-	0
2008-09	3	1	2	-	0	3	2	1	-	0	6	3	3	-	0
TOTALS	43	20	17	4	2	43	18	18	5	2	86	38	35	9	4

Fast Facts

	OVERALL	AT HOME	ON ROAD
Last 10 Games:	4-6-0-0	6-4-0-0	6-4-0-0
Last Win:	4/11/09	4/11/09	3/1/09
Last Loss:	3/17/09	3/17/09	2/7/09
Last Tie:	10/26/02	10/26/02	10/24/98
Overtime Record:	3-6-7	1-2-3	2-4-4
Shutouts by Panthers:	3	Never	3
Last Time:	2/7/06 (5-0)	Never	2/7/06 (5-0)
Shutouts of Panthers:	9	5	4
Last Time:	3/17/09 (3-0)	3/17/09 (3-0)	3/29/08 (3-0)
Shootout Record:	3-1	0-1	3-0
Last Time:	11/28/07 (2-1)	4/15/06 (1-2)	11/28/07 (2-1)
Most Goals:	7 (2X) MR: (4/11/09)	7 (2X) MR: (4/11/09)	6 (2X) MR: (3/1/09)
Most Goals Against:	12 (1/11/03)	5 (2X) MR: (11/23/97)	12 (1/11/03)

TOP SCORERS VS. FLORIDA PANTHERS

PLAYER	TEAM(S)	GP	G	A	PTS	PLAYER	TEAM(S)	GP	G	A	PTS
Jagr, Jaromir	PIT, WSH, NYR	53	30	33	63	Kozlov, Vyacheslav	DET, BUF, ATL	56	15	26	41
Brind'Amour, Rod	STL, PHI, CAR	78	27	34	61	Prospal, Vaclav	PHI, OTT, TB, ANA	53	11	30	41
Hossa, Marian	OTT, ATL, PIT, DET	45	29	26	55	LeClair, John	MTL, PHI, PIT	48	17	23	40
Kovalchuk, Ilya	ATL	44	28	27	55	Oates, Adam	DET, STL, BOS, WSH	41	9	31	40
Lindros, Eric	PHI, NYR, TOR, DAL	38	26	25	51		PHI, ANA, EDM				
Recchi, Mark	PIT, MTL, PHI, CAR	61	14	35	49	Straka, Martin	OTT, NYI, PIT, NYR	44	16	24	40
	ATL, TB, BOS					Holik, Bobby	CAR, NJ, NYR, ATL	70	15	24	39
Sundin, Mats	COL, TOR, VAN	43	19	28	47	Richards, Brad	TB, DAL	44	14	25	39
Alfredsson, Daniel	OTT	47	20	24	44	St. Louis, Martin	TB	47	20	19	39
Lecavalier, Vincent	TB	57	17	27	44	Gonchar, Sergei	WSH, BOS, PIT	53	10	28	38
Bondra, Peter	WSH, OTT, ATL, CHI	53	30	13	43	Mogilny, Alexander	BUF, VAN, NJ, TOR	33	14	24	38
Yashin, Alexei	OTT, NYI	44	19	24	43	Ovechkin, Alex	WAS	30	17	20	37
Kovalev, Alexei	PIT, NYR, MTL	63	17	25	42						

ALL-TIME RECORD BY STATE AND PROVINCE

STATE/PROVINCE	W-L-T		
Alberta	7-10-2	Michigan.....1-6-3	
Arizona	2-4-3	Minnesota	0-3-1
British Columbia	1-5-5	Missouri.....	2-8-1
California.....	12-17-3	New Jersey.....	8-21-3
Colorado.....	3-4-2	New York.....	30-54-9
Connecticut	4-4-0	North Carolina	7-21-4
District of Columbia.....	48-20-5	Ohio	2-1-0
Florida	287-284-99	Ontario	20-29-6
Georgia.....	9-14-5	Pennsylvania	25-29-10
Illinois.....	4-5-2	Quebec	14-13-5
Manitoba	1-1-0	Tennessee.....	2-2-3
Massachusetts	15-11-4	Texas	4-4-2


ALL-TIME GOALTENDING VS. FLORIDA

GOALIE	TEAM(S)	GP	W	L	OT/T	MINS	GA	SO	GAA	GOALIE	TEAM(S)	GP	W	L	OT/T	MINS	GA	SO	GAA
Aebischer, David	COL, MON	2	0	2	0/0	100	7	0	3.00	Flaherty, Wade	SJ, NYI, TB, NSH	5	2	2	0/0	220	9	1	2.45
Aubin, J.S.	PIT, TOR	7	4	2	0/1	514	17	0	2.35	Fleury, Marc-Andre	PIT	4	1	3	0/0	111	12	1	6.49
Auld, Alexander	BOS	2	1	0	1/0	85	1	0	0.70	Fuhr, Grant	EDM, TOR, BUF,								
Backstrom, Niklas	MIN	2	2	0	0/0	120	4	0	2.00	LA, STL, CGY		7	3	2	0/1	383	16	1	2.51
Bales, Mike	BOS, OTT	3	0	1	0/0	99	6	0	3.64	Garon, Mathieu	MTL, LA	4	2	1	0/1	189	10	0	3.17
Barrasso, Tom	BUF, PIT, OTT,									Garnett, Michael	ATL	2	2	0	0/0	120	5	0	2.50
	CAR, TOR, STL	16	10	4	0/1	921	32	2	2.08	Gerber, Martin	CAR, OTT	9	1	1	1/0	544	18	3	1.98
Beaupre, Don	DAL, WAS, OTT, TOR	10	2	7	0/1	580	32	0	3.31	Giguere, J.S.	CAR, CGY, ANA	7	4	2	0/1	484	19	1	2.47
Belfour, Ed	CHI, SJ, DAL, TOR	16	12	3	0/1	880	29	2	1.98	Grahame, John	BOS, TB, CAR	23	11	9	1/1	1012	62	0	3.68
Bergeron, J.C.	MTL, TB, LA	1	0	1	0/0	60	4	0	4.00	Hackett, Jeff	NY, SJ, CHI, MTL, BOS	13	4	7	0/0	679	35	1	3.09
Berkhoel, Adam	ATL	1	0	1	0/0	62	2	0	1.95	Hasek, Dominik	CHI, BUF, DET, OTT	32	21	7	0/2	1808	60	4	1.99
Blierk, Zac	TB, MIN, PHO	3	0	0	0/2	82	4	0	2.93	Healy, Glenn	LA, NYI, NYR, TOR	9	4	2	0/3	522	16	1	1.84
Billington, Craig	NY, OTT, BOS, COL, WAS	9	2	5	0/2	506	22	0	2.61	Hebert, Guy	STL, ANA, NYR	12	3	7	0/2	688	35	1	3.05
Biron, Martin	BUF, PHI	16	6	9	1/0	670	38	0	3.40	Hedberg, Johan	PIT	7	3	4	0/0	420	22	0	3.14
Blackburn, Dan	NYR	2	2	0	0/0	120	4	0	2.00	Hextall, Ron	COL, NYI, PHI	16	6	6	0/2	855	31	0	2.18
Blue, John	BOS, BUF	4	2	0	0/1	223	6	0	1.61	Hirsch, Corey	NYR, VAN, WAS, DAL	3	1	1	0/1	184	8	0	2.61
Boucher, Brian	PHI, PHO	3	1	0	0/1	130	5	0	2.31	Hnilicka, Milan	NYR, ATL	9	3	4	0/2	528	25	0	2.84
Brathwaite, Fred	EDM, CGY, STL	4	0	3	0/1	229	12	0	3.14	Hodson, Kevin	DET, TB	1	0	1	0/0	58	6	0	6.21
Brodeur, Martin	NJ	50	31	12	0/7	278	100	5	2.16	Holmqvist, Johan	TB	11	4	3	1/0	482	31	0	3.86
Burke, Sean	NJ CAR, VAN, PHI,									Hrudey, Kelly	NYI, LA, SJ	5	0	0	0/3	265	11	0	2.49
	PHO, TB	23	8	7	1/3	1241	53	1	2.69	Huet, Cristobal	MTL, WSH	9	5	2	1/0	508	8	3	0.95
Carey, Jim	WAS, BOS, STL	12	5	4	0/1	626	30	1	2.88	Hume, Jani	OTT	4	2	2	0/0	239	8	1	2.01
Caron, Sebastien	PIT	6	1	3	0/0	276	17	0	3.70	Irbe, Arturs	SJ, DAL, VAN, CAR	22	8	7	0/7	1359	53	0	2.34
Cassivi, Frederic	WAS	1	0	0	0/1	45	1	0	1.33	Jablonski, Pat	TB, STL, MTL, PHO, CAR	2	0	2	0/0	99	5	0	3.03
Cechmanek, Roman	PHI	7	5	1	0/1	423	16	0	2.27	Johnson, Brent	STL, WAS	12	6	3	0/1	644	26	1	2.42
Chabot, Frederic	PHI, LA, MTL	1	0	1	0/0	64	3	0	2.81	Joseph, Curtis	STL, EDM, TOR,								
Charpentier, Sebastien	WAS	1	1	0	0/0	60	1	0	1.00	DET, PHO		19	12	4	0/2	1083	45	2	2.37
Cheveldae, Tim	DET, PHO, BOS	1	0	1	0/0	26	3	0	6.92	Khabibulin, Nikolai	PHO, TB, CHI	21	11	4	1/5	1065	51	1	2.45
Cloutier, Dan	NYR, TB, VAN	7	2	3	0/1	367	18	0	2.94	Kidd, Trevor	CGY, CAR, TOR	5	1	2	0/2	308	12	0	2.34
Cloutier, Jacques	BUF, CHI, COL	1	1	0	0/0	60	2	0	2.00	Kiprusoff, Miikka	SJ, CGY	2	2	0	0/0	121	1	1	0.50
Coleman, Gerald	TB	1	0	0	0/0	23	1	0	2.58	Kolzig, Olaf	WAS	49	23	19	3/3	2592	114	6	2.64
Conklin, Ty	EDM	2	2	0	0/0	120	5	0	2.50	Lacher, Blaine	BOS	2	1	1	0/0	119	6	0	3.03
Cousineau, Marcel	TOR, NYI, LA	1	0	0	0/0	40	3	0	4.50	Lalime, Patrick	PIT, OTT	10	7	3	0/0	544	21	1	2.32
Dafoe, Byron	WAS, LA, BOS, ATL	15	8	6	0/1	813	39	2	2.88	Langkow, Scott	PHO, ATL	1	0	1	0/0	60	3	0	3.00
Dampousse, J.F.	NJ	1	0	1	0/0	59	3	0	3.05	Leclaire, Pascal	CBJ	2	2	0	0/0	124	9	0	4.35
Denis, Marc	COL, CBJ, TB	9	3	4	0/1	423	19	0	2.70	Legace, Manny	LA, DET, STL	6	2	1	0/3	375	9	0	1.44
Denis, Yann	MTL	1	1	0	0/0	65	3	0	2.78	Lehtonen, Kari	ATL	19	12	3	3/0	995	38	3	2.29
DiPietro, Rick	NYI	13	6	5	1/0	609	37	0	3.65	Leighton, Michael	CAR	1	0	0	1/0	---	2	0	1.85
Draper, Tom	BUF, NYI, PHO	1	0	0	0/0	34	3	0	5.29	Luongo, Roberto	NYI, VAN	3	2	0	0/0	190	8	0	2.53
Dubielewicz, Wade	NYI	2	1	1	0/0	61	1	0	0.98	Lundqvist, Henrik	NYR	8	6	2	0/0	486	15	3	1.85
Dunham, Mike	NJ, NSH, NYR, ATL	15	6	7	0/1	846	25	1	1.90	Madeley, Darrin	OTT	1	0	1	0/0	59	3	0	3.05
Ellis, Dan	NSH	1	1	0	0/0	60	3	0	3.00	Maracle, Norm	DET, ATL	5	2	0	0/3	314	12	0	2.29
Emery, Ray	OTT	9	7	2	0/0	478	27	1	3.39	Markkanen, Jussi	EDM	2	1	1	0/0	105	1	1	0.57
Esche, Robert	PHO, PHI	10	5	2	0/1	553	25	0	2.81	McLean, Kirk	NJ, VAN, CAR, NYR	7	1	3	0/2	406	18	0	2.66
Essensa, Bob	DET, EDM, PHO,									McLennan, Jamie	NYI, STL, MIN, CGY	9	4	3	0/2	551	18	2	1.72
	VAN, BUF	5	2	3	0/0	279	16	0	3.44	Miller, Ryan	BUF	8	5	3	0/0	478	17	1	2.13
Fankhouser, Scott	ATL	1	1	0	0/0	60	3	0	3.00	Moog, Andy	EDM, BOS, DAL, MTL	6	2	3	0/1	368	18	0	2.93
Fernandez, Manny	DAL, MIN	4	1	1	0/0	207	10	0	2.90	Morrison, Michael	OTT	1	0	0	1/0	62	5	0	4.81
Fichaud, Eric	NYI, NSH, CAR, MTL	8	0	4	3/0	427	17	0	2.39	Muzzatti, Jason	CGY, CAR, NYR, SJ	2	1	0	0/0	80	4	0	3.00
Finley, Brian	NSH	1	0	1	0/0	60	7	0	7.00	Nabokov, Evgeni	SJ	5	4	0	0/1	185	10	1	1.97
Fiset, Stephane	COL, LA, MTL	10	4	3	0/2	597	29	0	2.91	Nittymaki, Antero	PHI	6	3	2	1/0	348	12	1	2.07
Fitzpatrick, Mark	LA, NYI, TB, CHI, CAR	5	1	2	0/0	246	9	0	2.20	Noronen, Mika	BUF	3	2	0	0/0	174	3	1	1.03

ALL-TIME GOALTENDING VS. FLORIDA

GOALIE	TEAM(S)	GP	W	L	OT/T	MINS	GA	SO	GAA	GOALIE	TEAM(S)	GP	W	L	OT/T	MINS	GA	SO	GAA
Nurminen, Pasi	ATL	3	2	1	0/0	188	9	0	2.87	Soderstrom, Tommy	PHI, NYI	8	2	3	0/2	429	21	0	2.94
O'Neill, Mike	PHO, ANA	1	0	1	0/0	59	3	0	3.05	Staubert, Robb	LA, BUF	1	0	1	0/0	19	1	0	3.16
Osgood, Chris	DET, NYI, STL	22	13	2	1/5	1160	47	2	2.43	Storr, Jamie	LA	1	1	0	0/0	60	1	0	1.00
Parent, Rich	STL, TB, PIT	3	1	1	0/1	185	11	0	3.57	Tabaracci, Rick	PIT, PHO, TB, CGY								
Passmore, Steve	EDM, LA, CHI	2	1	1	0/0	97	5	0	3.09		WAS, ATL, COL	10	4	3	0/3	583	23	2	2.37
Pavelec, Ondrej	ATL	1	1	0	0/0	60	1	0	1.00	Tallas, Rob	BOS, CHI	5	0	3	0/0	217	11	0	3.04
Potvin, Felix	TOR, NYI, VAN, LA	11	3	7	0/1	641	35	0	3.28	Tellqvist, Mikael	PHO	1	0	0	0/0	17	1	0	3.45
Price, Carey	MTL	2	1	1	0/0	120	4	0	2.00	Terrent, Chris	SJ, CHI, NY, NYI	7	4	2	0/1	423	18	0	2.55
Prusek, Martin	OTT	1	0	1	0/0	60	4	0	4.00	Theodore, Jose	MTL, COL	22	9	8	3/2	1052	50	2	2.85
Puppa, Daren	BUF, TOR, TB	13	4	6	0/3	796	26	0	1.96	Thibault, Jocelyn	COL, MTL, CHI, PIT, BUF	24	13	8	1/1	1332	53	3	2.39
Racicot, Andre	MTL	2	0	1	0/1	109	9	0	4.95	Thomas, Tim	BOS	8	1	5	1/0	410	34	0	4.98
Ramo, Kari	TB	2	1	1	0/0	119	4	0	2.01	Toivonen, Hannu	BOS	3	1	0	0/0	112	6	0	3.21
Ranford, Bill	BOS, WAS, TB, DET, EDM	12	2	7	0/2	667	32	0	2.88	Toskala, Vesa	TOR, SJ	5	4	1	0/0	213	11	0	3.10
Raycroft, Andrew	BOS, TOR	12	4	5	0/2	437	31	0	4.26	Trefilov, Andrei	BUF, CHI, CGY	2	0	0	0/0	54	2	0	2.22
Reese, Jeff	CGY, CAR, TB, NY, TOR	7	2	5	0/0	394	22	1	3.35	Tugnutt, Ron	COL, EDM, ANA, MTL								
Rhodes, Damian	TOR, OTT, ATL	15	8	3	0/2	791	42	0	3.19		OTT, PIT, CBJ, DAL	14	7	5	0/1	785	29	2	2.22
Richter, Mike	NYR	32	15	14	0/2	1857	85	3	2.75	Turco, Marty	DAL	4	1	3	0/0	182	9	0	2.24
Riendeau, Vincent	STL, DET, BOS, MTL	3	1	2	0/0	179	9	0	3.02	Turek, Roman	DAL, STL, CGY	7	3	2	0/2	428	11	1	1.54
Roloson, Dwayne	CGY, BUF, MIN, EDM	8	5	3	0/0	397	16	1	2.10	Valiquette, Stephen	NYR	1	0	0	1/0	65	2	0	1.85
Roussel, Dominic	PHO, PHI, ANA, EDM	7	4	2	0/0	406	18	0	2.66	Vanbiesbrouck, John	NYR, PHI, NYI, NY	9	5	3	0/1	537	16	1	1.79
Roy, Patrick	MTL, COL	16	7	5	0/2	901	40	0	2.66	Vernon, Mike	DET, SJ, CGY	4	1	1	0/2	250	10	0	2.40
Salo, Tommy	NYI, EDM	13	5	3	0/3	701	33	1	2.82	Vokoun, Tomas	MTL, NSH	4	1	2	0/1	225	11	0	2.93
Sanford, Curtis	STL	1	0	1	0/0	58	3	0	3.10	Wakaluk, Darcy	BUF, DAL, PHO	2	0	0	0/2	80	5	0	3.75
Schwab, Corey	TB, VAN, TOR, NY	9	2	2	0/1	363	12	0	1.98	Ward, Cam	CAR	9	5	2	0/0	498	24	0	2.89
Shields, Steve	BUF, SJ, ANA, BOS	6	2	3	0/1	362	16	0	2.65	Weekes, Kevin	VAN, NYI, TB								
Shtalenkov, Mikhail	ANA, EDM, PHO	1	0	1	0/0	59	3	0	3.05		CAR, NYR, NY	17	8	6	1/2	783	35	0	2.68
Shulmistra, Rich	NY	1	0	1	0/0	62	2	0	1.94	Wilkinson, Derek	TB	2	0	1	0/1	105	5	0	2.86
Skudra, Peter	PIT, BUF, BOS, VAN	4	1	2	0/0	142	9	0	3.80	Wregget, Ken	TOR, PHI, PIT, CGY, DET	10	6	3	0/1	602	28	0	2.79
Smith, Mike	DAL, TB	2	0	1	1/0	121	5	0	2.48	Young, Wendell	VAN, PHI, TB, PIT	1	0	1	0/0	59	2	0	2.03
Snow, Garth	COL, PHI, VAN, PIT, NYI	10	5	3	1/0	562	20	2	2.14										

ALL-TIME REGULAR SEASON RECORDS + HISTORY





ast Schools

ADT
ADT
6:03
S.O.G. 25
PENALTY
PANTHERS
S.O.G. 26
BRUINS
96 Gold Coast Schools

TO SAVE UP TO 40% ON YOUR CAR INSURANCE CALL YOUR LOCAL STATE FARM AGENT

org
metroPCS
CENTINEL CASINO
www.adt.com
PAPA JOHN'S
GARAGE

PANTHERS RECORDS: 1993-2009

Season Records

SEASON	GP	W	L	T	OTL	PTS	PCT	GF	GA	DIV. FINISH	PLAYOFFS
1993-94	84	33	34	17		83	.494	233	233	5th	Did Not Qualify
1994-95	48	20	22	6		46	.479	115	127	5th	Did Not Qualify
1995-96	82	41	31	10		92	.561	254	234	3rd	Eastern Conf. Champions
1996-97	82	35	28	19		89	.543	221	201	4th	Lost Eastern Conf. Quarterfinals
1997-98	82	24	43	15		63	.384	203	256	6th	Did Not Qualify
1998-99	82	30	34	18		78	.476	210	228	2nd	Did Not Qualify
1999-00	82	43	27	6	6	98	.596	244	209	2nd	Lost Eastern Conf. Quarterfinals
2000-01	82	22	38	13	9	66	.402	200	246	3rd	Did Not Qualify
2001-02	82	22	44	10	6	60	.366	180	250	4th	Did Not Qualify
2002-03	82	24	36	13	9	70	.427	176	237	4th	Did Not Qualify
2003-04	82	28	35	15	4	75	.457	188	221	4th	Did Not Qualify
2005-06	82	37	34		11	85	.518	240	257	4th	Did Not Qualify
2006-07	82	35	31		16	86	.524	247	257	4th	Did Not Qualify
2007-08	82	38	35		9	85	.518	216	226	3rd	Did Not Qualify
2008-09	82	41	30		11	93	.567	231	223	3rd	Did Not Qualify
TOTALS	1198	473	502	142	81	1169	.488	3158	3405		

Regular Season Home and Road Records

SEASON	HOME	ROAD	OVERALL
	W-L-T-OT	W-L-T-OT	W-L-T-OT
1993-94	15-18-9	18-16-8	33-34-17
1994-95	9-12-3	11-10-3	20-22-6
1995-96	25-12-4	16-19-6	41-31-10
1996-97	21-12-8	14-16-11	35-28-19
1997-98	11-24-6	13-19-9	24-43-15
1998-99	17-17-7	13-17-11	30-34-18
1999-00	26-9-4-2	17-18-2-4	43-27-6-6
2000-01	12-18-7-4	10-20-6-5	22-38-13-9
2001-02	11-23-3-4	11-21-7-2	22-44-10-6
2002-03	8-21-7-5	16-15-6-4	24-36-13-9
2003-04	16-15-7-3	12-20-8-1	28-35-15-4
2005-06	25-11-5	12-23-6	37-34-11
2006-07	23-12-6	12-19-10	35-31-16
2007-08	18-15-8	20-20-1	38-35-9
2008-09	22-12-7	19-18-4	41-30-11
TOTALS	259-231-65-44	214-271-77-37	473-502-142-81

Opening Game Records

SEASON OPENER (6-6-1-2)

1993-94	Panthers 4	at Chicago 4 T
1994-95	Panthers 1	at NY Islanders 2 L
1995-96	Panthers 0	at New Jersey 4 L
1996-97	Panthers 3	at Philadelphia 1 W
1997-98	Panthers 1	at Philadelphia 3 L
1998-99	Panthers 4	vs. Tampa Bay 1 W
1999-00	Panthers 4	vs. Washington 3 W
2000-01	Panthers 3	vs. Vancouver 4 L-OT
2001-02	Panthers 2	at Philadelphia 5 L
2002-03	Panthers 3	vs. Tampa Bay 4 L-OT
2003-04	Panthers 3	vs. Carolina 1 W
2005-06	Panthers 2	vs. Atlanta 0 W
2006-07	Panthers 8	vs. Boston 3 W
2007-08	Panthers 2	at NY Rangers 5 L
2008-09	Panthers 4	at Carolina 6 L

HOME OPENER (7-4-2-2)

1993-94	Panthers 1	Pittsburgh 2 L
1994-95	Panthers 5	Pittsburgh 6 L
1995-96	Panthers 4	Calgary 3 W
1996-97	Panthers 1	NY Rangers 1 T
1997-98	Panthers 2	NY Islanders 2 T
1998-99	Panthers 4	Tampa Bay 1 W
1999-00	Panthers 4	Washington 3 W
2000-01	Panthers 3	Vancouver 4 L-OT
2001-02	Panthers 0	NY Islanders 3 L
2002-03	Panthers 3	Tampa Bay 4 L-OT
2003-04	Panthers 3	Carolina 1 W
2005-06	Panthers 2	Atlanta 0 W
2006-07	Panthers 8	Boston 3 W
2007-08	Panthers 1	New Jersey 4 L
2008-09	Panthers 3	Atlanta 2 W-OT

ROAD OPENER (4-8-2-0)

1993-94	Panthers 4	Chicago 4 T
1994-95	Panthers 1	NY Islanders 2 L
1995-96	Panthers 0	New Jersey 4 L
1996-97	Panthers 3	Philadelphia 1 W
1997-98	Panthers 1	Philadelphia 3 L
1998-99	Panthers 1	Nashville 0 W
1999-00	Panthers 2	Montreal 1 W
2000-01	Panthers 2	Boston 4 L
2001-02	Panthers 2	Philadelphia 5 L
2002-03	Panthers 5	Atlanta 4 W-OT
2003-04	Panthers 2	Carolina 2 T
2005-06	Panthers 1	Tampa Bay 2 L
2006-07	Panthers 0	Atlanta 6 L
2007-08	Panthers 2	NY Rangers 5 L
2008-09	Panthers 4	at Carolina 6 L

All-Time Regular Season OT/Shootout Records

SEASON	HOME	ROAD	OVERALL
	W-L-T	W-L-T	W-L-T
1993-94	2-4-8	0-1-9	2-5-17
1994-95	0-2-3	0-1-3	0-3-6
1995-96	0-3-4	0-0-6	0-3-10
1996-97	1-1-8	2-3-11	3-4-19
1997-98	1-1-6	2-1-9	3-2-15
1998-99	1-1-7	0-1-11	1-2-18
1999-00	3-2-4	0-4-2	3-6-6
2000-01	2-4-7	0-5-6	2-9-13
2001-02	0-4-3	0-2-7	0-6-10
2002-03	2-5-7	2-4-6	4-9-13
2003-04	1-3-7	4-1-8	5-4-15
2005-06	6-5	6-6	12-11
2006-07	4-6	1-10	5-16
2007-08	3-8	6-1	9-9
2008-09	3-7	4-4	7-11
TOTALS	23-41-72	23-39-79	49-80-151

Season By Season Attendance

SEASON	TOTAL ATT.	# OF HOME DATES	AVERAGE ATT.	SELLOUTS
1993-94	561,394	41	13,693	26
1994-95	340,619	24	14,192	12
1995-96	548,926	41	13,388	15
1996-97	602,823	41	14,703	41
1997-98	602,344	41	14,691	39
(MOVED FROM MIAMI ARENA (14,703) TO BANKATLANTIC CENTER (19,250))				
1998-99	758,542	41	18,501	13
1999-00	654,760	41	15,970	1
2000-01	601,857	41	14,679	1
2001-02	659,040	41	16,074	5
2002-03	632,552	41	15,428	6
2003-04	653,380	41	15,936	4
2005-06	656,587	41	16,014	2
2006-07	630,183	41	15,370	2
2007-08	632,876	41	15,436	4
2008-09	649,333	41	15,621	2
TOTALS	9,185,216	598	15,360	173

PANTHERS RECORDS: 1993-2009

Regular Season Team Leaders

SEASON	PLAYER	GAMES PLAYED			
1993-94	Bill Lindsay, Gord Murphy	84	2006-07	Jay Bouwmeester	+23
1994-95	Tom Fitzgerald, Mike Hough, Bill Lindsay, Scott Mellanby, Rob Niedermayer	48	2007-08	Jassen Cullimore	+21
1995-96	Tom Fitzgerald, Johan Garpenlov, Rob Niedermayer	82	2008-09	Stephen Weiss	+19
1996-97	Scott Mellanby, Robert Svehla	82	SEASON	PLAYER	PIM
1997-98	Bill Lindsay	82	1993-94	Brent Severyn	156
1998-99	Radek Dvorak, Kirk Muller, Rob Niedermayer	82	1994-95	Paul Laus	138
1999-00	Todd Simpson, Jaroslav Spacek, Robert Svehla	82	1995-96	Paul Laus	236
2000-01	Pavel Bure, Robert Svehla	82	1996-97	Paul Laus	313
2001-02	Robert Svehla	82	1997-98	Paul Laus	293
2002-03	Jay Bouwmeester, Ivan Majesky, Marcus Nilson	82	1998-99	Peter Worrell	258
2003-04	Olli Jokinen, Lyle Odelein	82	1999-00	Todd Simpson	202
2005-06	Jay Bouwmeester, Martin Gellinas, Olli Jokinen	82	2000-01	Peter Worrell	248
2006-07	Bryan Allen, Jay Bouwmeester, Martin Gellinas, Nathan Horton, Olli Jokinen, Ruslan Salei	82	2001-02	Peter Worrell	354
2007-08	Jay Bouwmeester, Nathan Horton, Olli Jokinen	82	2002-03	Peter Worrell	193
2008-09	Keith Ballard, Jay Bouwmeester	82	2003-04	Darcy Hordichuk	158
			2005-06	Chris Gratton	104
			2006-07	Steve Montador	119
			2007-08	Nathan Horton	85
			2008-09	Nick Boynton	91
SEASON	PLAYER	GOALS	SEASON	PLAYER	POWER-PLAY GOALS
1993-94	Scott Mellanby	30	1993-94	Scott Mellanby	17
1994-95	Jesse Belanger	15	1994-95	Jesse Belanger	6
1995-96	Scott Mellanby	32	1995-96	Scott Mellanby	19
1996-97	Ray Sheppard	29	1996-97	Ray Sheppard	13
1997-98	Ray Whitney	32	1997-98	Ray Whitney	12
1998-99	Ray Whitney	26	1998-99	Ray Whitney	7
1999-00	Pavel Bure	58	1999-00	Pavel Bure	11
2000-01	Pavel Bure	59	2000-01	Pavel Bure	19
2001-02	Kristian Huselius	23	2001-02	Pavel Bure	9
2002-03	Olli Jokinen	36	2002-03	Olli Jokinen	13
2003-04	Olli Jokinen	26	2003-04	Olli Jokinen	8
2005-06	Olli Jokinen	38	2005-06	Olli Jokinen	14
2006-07	Olli Jokinen	39	2006-07	Stephen Weiss	10
2007-08	Olli Jokinen	34	2007-08	Olli Jokinen	18
2008-09	David Booth	31	2008-09	David Booth	11
SEASON	PLAYER	ASSISTS	SEASON	PLAYER	SHORT-HANDED GOALS
1993-94	Jesse Belanger	33	1993-94	Tom Fitzgerald	3
1994-95	Stu Barnes	19	1994-95	Bill Lindsay	1
1995-96	Robert Svehla	49	1995-96	Tom Fitzgerald	6
1996-97	Robert Svehla	32	1996-97	Tom Fitzgerald	2
1997-98	Robert Svehla	34	1997-98	Radek Dvorak	3
1998-99	Ray Whitney	38	1998-99	Radek Dvorak	4
1999-00	Viktor Kozlov	53	1999-00	Pavel Bure	2
2000-01	Pavel Bure	33	2000-01	Pavel Bure	5
2001-02	Pavel Bure	27	2001-02	Eight players	1
2002-03	Viktor Kozlov	34	2002-03	Olli Jokinen	3
2003-04	Olli Jokinen	32	2003-04	Olli Jokinen	2
2005-06	Olli Jokinen	51	2005-06	Five Players	1
2006-07	Olli Jokinen	52	2006-07	Jozef Stumpel	2
2007-08	Olli Jokinen	37	2007-08	Gregory Campbell	2
2008-09	Stephen Weiss	47	2008-09	Radek Dvorak	4
SEASON	PLAYER	POINTS	SEASON	PLAYER	GAME-WINNING GOALS
1993-94	Scott Mellanby	60	1993-94	Jody Hull	5
1994-95	Stu Barnes, Jesse Belanger	29	1994-95	Scott Mellanby	5
1995-96	Scott Mellanby	70	1995-96	Johan Garpenlov	7
1996-97	Ray Sheppard	60	1996-97	Ray Sheppard	7
1997-98	Ray Whitney	61	1997-98	Bill Lindsay	5
1998-99	Ray Whitney	64	1998-99	Ray Whitney	6
1999-00	Pavel Bure	94	1999-00	Pavel Bure	14
2000-01	Pavel Bure	92	2000-01	Pavel Bure	8
2001-02	Pavel Bure	49	2001-02	Ivan Novoseltsev	5
2002-03	Olli Jokinen	65	2002-03	Olli Jokinen	6
2003-04	Olli Jokinen	58	2003-04	Olli Jokinen	8
2005-06	Olli Jokinen	89	2005-06	Olli Jokinen	9
2006-07	Olli Jokinen	91	2006-07	Olli Jokinen	8
2007-08	Olli Jokinen	71	2007-08	David Booth	6
2008-09	Stephen Weiss	61	2008-09	David Booth, Nathan Horton	5
SEASON	PLAYER	PLUS/MINUS	SEASON	PLAYER	SHOTS
1993-94	Brian Skrudland	+13	1993-94	Scott Mellanby	204
1994-95	Paul Laus	+12	1994-95	Scott Mellanby	130
1995-96	Bill Lindsay	+13	1995-96	Scott Mellanby	225
1996-97	Rhett Warrener	+20	1996-97	Ray Sheppard	226
1997-98	Ray Whitney	+10	1997-98	Scott Mellanby	188
1998-99	Jaroslav Spacek	+15	1998-99	Viktor Kozlov	209
1999-00	Pavel Bure	+25	1999-00	Pavel Bure	360
2000-01	Denis Shvidki	+6	2000-01	Pavel Bure	384
2001-02	Darren Van Impe	+3	2001-02	Pavel Bure	238
2002-03	Andreas Lilja	+8	2002-03	Olli Jokinen	240
2003-04	Pavel Trnka	+2			
2005-06	Martin Gellinas	+27			

PANTHERS RECORDS: 1993-2009

Regular Season Team Leaders

2003-04	Olli Jokinen	280
2005-06	Olli Jokinen	351
2006-07	Olli Jokinen	351
2007-08	Olli Jokinen	341
2008-09	David Booth	246

SEASON	GOALTENDER	WINS
1993-94	John Vanbiesbrouck	21
1994-95	John Vanbiesbrouck	14
1995-96	John Vanbiesbrouck	26
1996-97	John Vanbiesbrouck	27
1997-98	John Vanbiesbrouck	18
1998-99	Sean Burke	21
1999-00	Mike Vernon	18
2000-01	Roberto Luongo	12
2001-02	Roberto Luongo	16
2002-03	Roberto Luongo	20
2003-04	Roberto Luongo	25
2005-06	Roberto Luongo	35
2006-07	Ed Belfour	27
2007-08	Tomas Vokoun	30
2008-09	Tomas Vokoun	26

SEASON	GOALTENDER	SHUTOUTS
1993-94	John Vanbiesbrouck, Mark Fitzpatrick	1
1994-95	John Vanbiesbrouck	4
1995-96	John Vanbiesbrouck	2
1996-97	John Vanbiesbrouck	2
1997-98	John Vanbiesbrouck	4
1998-99	Sean Burke	3
1999-00	Trevor Kidd, Mike Vernon	1
2000-01	Roberto Luongo	5
2001-02	Roberto Luongo	4
2002-03	Roberto Luongo	6
2003-04	Roberto Luongo	7
2005-06	Roberto Luongo	4

2006-07	Ed Belfour, Alex Auld	1
2007-08	Tomas Vokoun	4
2008-09	Tomas Vokoun	6

SEASON	GOALTENDER	GAA (MIN. 20 GP)
1993-94	John Vanbiesbrouck	2.53
1994-95	John Vanbiesbrouck	2.47
1995-96	John Vanbiesbrouck	2.68
1996-97	John Vanbiesbrouck	2.29
1997-98	John Vanbiesbrouck	2.87
1998-99	Sean Burke	2.66
1999-00	Mikhail Shtalenkov	2.31
2000-01	Roberto Luongo	2.44
2001-02	Roberto Luongo	2.77
2002-03	Roberto Luongo	2.71
2003-04	Roberto Luongo	2.43
2005-06	Roberto Luongo	2.97
2006-07	Ed Belfour	2.77
2007-08	Tomas Vokoun	2.68
2008-09	Tomas Vokoun	2.49

SEASON	GOALTENDER	SAVE PERCENTAGE (MIN. 20 GP)
1993-94	John Vanbiesbrouck924
1994-95	John Vanbiesbrouck914
1995-96	John Vanbiesbrouck903
1996-97	John Vanbiesbrouck919
1997-98	John Vanbiesbrouck899
1998-99	Sean Burke907
1999-00	Mike Vernon919
2000-01	Roberto Luongo920
2001-02	Roberto Luongo915
2002-03	Roberto Luongo918
2003-04	Roberto Luongo931
2005-06	Roberto Luongo914
2006-07	Ed Belfour902
2007-08	Tomas Vokoun919
2008-09	Tomas Vokoun926

Panthers Penalty Shots

PLAYER	YEAR	DATE	OPPONENT	HOME/AWAY	GOALTENDER	RESULT
Mike Hough	1995-96	2/29/96	Washington	Home	Kolzig	No Goal
Martin Straka	1995-96	4/3/96	Ottawa	Away	Rhodes	No Goal
Rob Niedermayer	1996-97	3/13/97	Vancouver	Home	Hirsch	No Goal
Tom Fitzgerald	1997-98	1/31/98	Tampa Bay	Home	Fitzpatrick	No Goal
Pavel Bure	1998-99	2/26/99	Detroit	Away	Osgood	Goal
Ray Whitney	1998-99	3/21/99	Anaheim	Away	Hebert	Goal
Viktor Kozlov	1999-00	2/23/00	Washington	Away	Kolzig	Goal
Pavel Bure	2001-02	1/25/02	Carolina	Away	Irbe	No Goal
Pavel Bure	2001-02	2/9/02	Boston	Away	Dafoe	No Goal
Vaclav Nedorost	2003-04	12/13/03	Nashville	Away	Vokoun	No Goal
Nathan Horton	2003-04	1/8/04	Philadelphia	Away	Hackett	Goal
Gregory Campbell	2006-07	12/2/06	Atlanta	Home	Lehtonen	No Goal
Ville Peltonen	2006-07	3/3/07	Tampa Bay	Home	Denis	Goal
Bryan Allen	2006-07	4/7/07	Carolina	Away	Grahame	No Goal
Jozef Stumpel	2007-08	10/27/07	Nashville	Away	Ellis	Goal
Kamil Kreps	2007-08	12/5/07	Ottawa	Home	Emery	No Goal
Stephen Weiss	2007-08	12/7/07	NY Islanders	Home	DiPietro	No Goal
Radek Dvorak	2007-08	12/30/07	Philadelphia	Home	Nittymaki	No Goal
Nathan Horton	2007-08	2/16/08	Carolina	Away	Grahame	Goal
Michael Frolik	2008-09	1/10/09	Atlanta	Home	Lehtonen	Goal
David Booth	2008-09	1/19/09	Buffalo	Home	Miller	Goal
Radek Dvorak	2008-09	1/29/09	Montreal	Home	Pricc	Goal
David Booth	2008-09	3/1/09	Washington	Away	Theodore	No Goal

Penalty Shots vs. Panthers

PLAYER	YEAR	DATE	OPPONENT	HOME/AWAY	GOALTENDER	RESULT
Zigmund Palffy	1993-94	4/14/94	NY Islanders	Home	Vanbiesbrouck	No Goal
Dean McAmmond	1995-96	1/5/96	Edmonton	Away	Fitzpatrick	No Goal
Joramir Jagr	1996-97	11/9/96	Pittsburgh	Home	Fitzpatrick	No Goal
Mike Sillinger	1996-97	1/14/97	Vancouver	Away	Fitzpatrick	Goal
Mario Lemieux	1996-97	4/11/97	Pittsburgh	Home	Vanbiesbrouck	Goal
Trent Klatt	1997-98	10/1/97	Philadelphia	Away	Vanbiesbrouck	No Goal
Paul Kariya	1997-98	1/21/98	Anaheim	Away	Weekes	Goal
Derek King	1997-98	2/7/98	Toronto	Away	Vanbiesbrouck	Goal
Ted Donato	1998-99	4/12/99	Ottawa	Away	McLean	No Goal
Terry Yake	1999-00	11/18/99	St. Louis	Away	Burke	No Goal
Claude Lapointe	1999-00	1/12/00	NY Islanders	Home	Vernon	No Goal
Magnus Arvedson	2002-03	1/22/03	Ottawa	Home	Hurme	No Goal
Michael Peca	2003-04	11/19/03	NY Islanders	Home	Luongo	No Goal
P.J. Axelsson	2003-04	1/24/04	Boston	Away	Luongo	No Goal
Alexander Korolyuk	2003-04	2/3/04	San Jose	Away	Luongo	No Goal
Miroslav Satan	2005-06	10/10/05	NY Islanders	Away	Luongo	No Goal
Erik Cole	2005-06	11/11/05	Carolina	Home	Luongo	No Goal
Marian Hossa	2005-06	12/17/05	Atlanta	Away	Luongo	No Goal
Alex Kovalev	2005-06	12/30/05	Montreal	Away	Luongo	No Goal
Matt Pettinger	2005-06	04/15/06	Washington	Away	McLennan	No Goal
Thomas Vanek	2006-07	11/10/06	Buffalo	Away	Auld	No Goal
Vincent Lecavalier	2006-07	11/22/06	Tampa Bay	Home	Auld	No Goal
Valtteri Filppula	2007-08	12/15/07	Detroit	Away	Vokoun	Goal
Pavel Datsyuk	2007-08	12/15/07	Detroit	Away	Vokoun	No Goal
Markus Naslund	2007-08	2/1/08	Vancouver	Home	Vokoun	No Goal

PANTHERS RECORDS: 1993-2009

Panthers Hat Tricks

YEAR	NO.	PLAYER	DATE	SCORE	GOALTENDER
1995-96	1	Johan Garpenlov	1/23/96	Panthers 5 at Washington 4	Carey
	2	Ray Sheppard	3/21/96	Panthers 3 vs. NY Islanders 2	Fichaud
1996-97	3	Ray Sheppard	11/26/96	Panthers 4 vs. Sabres 3	Hasek, Trefilov
	4	Ray Sheppard	12/22/96	Panthers 3 at NY Rangers 7	Richter
	5	Ray Sheppard	3/13/97	Panthers 5 vs. Vancouver 4	Hirsch
1997-98	6	Dave Gagner	10/4/97	Panthers 5 at Pittsburgh 3	Wreggett
	7	Ray Sheppard	11/26/97	Panthers 10 vs. Boston 5	Dafoe, Carey
1998-99	8	Mark Parrish (4)	10/30/98	Panthers 7 at Chicago 3	Fitzpatrick, Hackett
	9	Pavel Bure	1/26/99	Panthers 3 at Philadelphia 3	Vanbiesbrouck
	10	Pavel Bure	3/3/99	Panthers 5 vs. Colorado 7	Roy
1999-00	11	Pavel Bure	12/8/99	Panthers 6 at Phoenix 1	Essensa, Esche
	12	Pavel Bure	12/17/99	Panthers 4 at Buffalo 2	Biron
	13	Pavel Bure (4)	1/1/00	Panthers 7 vs. Tampa Bay 5	Hodson
2000-01	14	Viktor Kozlov	1/5/00	Panthers 5 at Anaheim 1	Hebert, Roussel
	15	Pavel Bure	3/18/00	Panthers 4 at NY Islanders 2	Weekes
	16	Pavel Bure (4)	2/10/01	Panthers 7 at Atlanta 3	Hnilicka, Rhodes
2005-06	17	Pavel Bure	2/14/01	Panthers 4 vs. Phoenix 3	Esche
	18	Pavel Bure	3/11/01	Panthers 4 at NY Islanders 1	DiPietro
	19	Pavel Bure	3/17/01	Panthers 3 vs. Toronto 5	Joseph
2006-07	20	Olli Jokinen	11/25/05	Panthers 6 vs. Pittsburgh 3	Caron, Thibault
	21	Nathan Horton	12/13/05	Panthers 7 vs. Nashville 3	Finley
	22	Jonathan Sim	2/7/06	Panthers 5 at Washington 0	Kolzig
2007-08	23	Joe Nieuwendyk	4/11/06	Panthers 5 at Toronto 6	Aubin
	24	Olli Jokinen	11/16/06	Panthers 5 vs. Montreal 1	Aebischer
	25	Olli Jokinen	1/10/07	Panthers 5 vs. Pittsburgh 2	Thibault
2008-09	26	Stephen Weiss	1/13/07	Panthers 7 vs. Washington 3	Kolzig
	27	Olli Jokinen	2/27/07	Panthers 6 at Washington 5	Johnson
	28	Richard Zednik	2/5/08	Panthers 8 at Toronto 0	Raycroft, Toskala
2008-09	29	David Booth	11/9/08	Panthers 3 at Anaheim 1	Giguere
	30	David Booth	3/7/09	Panthers 5 vs. St. Louis 3	Mason

Hat Tricks vs. Panthers

YEAR	NO.	PLAYER	DATE	SCORE	GOALTENDER
1993-94	1	Brendan Shanahan	10/7/93	Panthers 3 at St. Louis 5	Fitzpatrick
1994-95	2	Eric Lindros	3/18/95	Panthers 3 vs. Philadelphia 4 (OT)	Vanbiesbrouck
	3	Steven Rice	3/29/95	Panthers 4 vs. Hartford 4	Vanbiesbrouck, Fitzpatrick
1995-96	4	Adam Oates (4)	12/14/95	Panthers 3 at Boston 6	Vanbiesbrouck
	5	Mario Lemieux	12/30/95	Panthers 5 at Pittsburgh 6	Vanbiesbrouck, Fitzpatrick
	6	Martin Rucinsky	1/25/96	Panthers 2 vs. Montreal 6	Vanbiesbrouck, Fitzpatrick
1997-98	7	Pat LaFontaine	2/25/96	Panthers 1 at Buffalo 6	Vanbiesbrouck
	8	Geoff Sanderson	3/2/96	Panthers 1 at Hartford 7	Vanbiesbrouck, Fitzpatrick
	9	Keith Tkachuk	12/1/97	Panthers 2 vs. Phoenix 3	Fitzpatrick
1998-99	10	Paul Kariya	1/21/98	Panthers 3 at Anaheim 8	Vanbiesbrouck, Weekes
	11	Eric Daze (4)	3/15/98	Panthers 4 vs. Chicago 8	Vanbiesbrouck, Weekes
	12	Mikael Renberg	3/21/98	Panthers 1 at Tampa Bay 5	Vanbiesbrouck
1999-00	13	Peter Forsberg	3/3/99	Panthers 5 vs. Colorado 7	Burke
	14	Anson Carter	4/7/99	Panthers 2 vs. Boston 5	McLean
	15	Steve Sullivan (4)	4/10/99	Panthers 1 at Toronto 9	Burke, McLean
2001-02	16	Nik Antropov	12/20/99	Panthers 4 vs. Toronto 6	Shtalenkov
	17	Mariusz Czerkawski	4/9/00	Panthers 2 at NY Islanders 3	Kidd
	18	Marian Hossa	11/18/00	Panthers 2 at Ottawa 5	Kidd, Luongo
2002-03	19	Scott Thornton	3/7/01	Panthers 3 vs. San Jose 3	Luongo
	20	Deron Quint	3/9/01	Panthers 6 vs. Columbus 7 (OT)	Kidd
	21	J.P. Dumont	11/12/01	Panthers 3 vs. Buffalo 5	Luongo
2003-04	22	Pascal Rheume (4)	1/19/02	Panthers 1 vs. Atlanta 6	Luongo, Kidd
	23	Yanic Perreault	1/21/02	Panthers 7 vs. Montreal 5	Luongo
	24	Shawn McEachern	10/12/02	Panthers 5 at Atlanta 4 (OT)	Luongo, Hurme
2005-06	25	Jaromir Jagr	1/11/03	Panthers 2 at Washington 12	Luongo, Hurme
	26	Alyn McCauley	11/1/03	Panthers 2 vs. San Jose 6	Shields
	27	Alex Tangway	1/21/04	Panthers 5 vs. Colorado 6	Luongo
2006-07	28	Brandon Bochenski	12/5/05	Panthers 3 vs. Ottawa 6	Luongo, McLennan
	29	Chris Clark	3/18/06	Panthers 4 at Washington 3	Luongo
	30	Mats Sundin	4/11/06	Panthers 5 at Toronto 6	McLennan
2007-08	31	Ilya Kovalchuk	10/24/06	Panthers 3 vs. Atlanta 6	Auld
	32	Dany Heatley	11/24/06	Panthers 4 vs. Ottawa 6	Bellour
NO HAT-TRICKS AGAINST					
2008-09	33	Maxim Lapiere	12/29/08	Panthers 2 vs. Montreal 5	Andersson
	34	Mike Ribeiro	1/21/09	Panthers 1 vs. Dallas 4	Vokoun
	35	Alexander Ovechkin	2/15/09	Panthers 2 vs. Washington 4	Vokoun

PANTHERS RECORDS: 1993-2009

Panthers Shutouts

YEAR	NO.	DATE	OPPONENT	SCORE	GOALTENDER
1993-94	1	10/9/93	at Tampa Bay	2-0	John Vanbiesbrouck
	2	2/6/94	vs. Boston	3-0	Mark Fitzpatrick
	3	2/9/95	at Philadelphia	3-0	John Vanbiesbrouck
1994-95	4	2/15/95	vs. Ottawa	2-0	Mark Fitzpatrick
	5	2/28/95	at NY Rangers	0-0	John Vanbiesbrouck
	6	3/11/95	at Boston	2-0	John Vanbiesbrouck
	7	3/26/95	vs. Pittsburgh	2-0	John Vanbiesbrouck
	8	4/20/95	vs. New Jersey	1-0	Mark Fitzpatrick
	9	10/21/95	vs. Hartford	3-0	John Vanbiesbrouck
	10	3/17/96	vs. New Jersey	3-0	John Vanbiesbrouck
1996-97	11	10/12/96	vs. Hartford	6-0	John Vanbiesbrouck
	12	1/4/97	at Los Angeles	5-0	John Vanbiesbrouck
1997-98	13	11/15/97	at NY Islanders	1-0	Mark Fitzpatrick
	14	12/18/97	at Washington	4-0	John Vanbiesbrouck
	15	1/27/98	vs. Carolina	3-0	John Vanbiesbrouck
	16	1/31/98	vs. Tampa Bay	2-0	John Vanbiesbrouck
	17	3/29/98	at Chicago	4-0	John Vanbiesbrouck
1998-99	18	10/10/98	at Nashville	1-0	Kirk McLean
	19	1/16/99	vs. NY Islanders	1-0	Sean Burke
	20	2/18/99	at St. Louis	0-0	Sean Burke
	21	3/13/99	vs. Tampa Bay	1-0	Sean Burke
	22	4/12/99	at Ottawa	2-0	Kirk McLean
1999-00	23	11/27/99	vs. Atlanta	3-0	Trevor Kidd
	24	2/16/00	vs. NY Rangers	3-0	Mike Vernon
2000-01	25	10/22/00	at Minnesota	0-0	Roberto Luongo
	26	11/17/00	at Columbus	3-0	Trevor Kidd
	27	12/29/00	vs. Boston	3-0	Roberto Luongo
	28	1/15/01	vs. Dallas	2-0	Roberto Luongo
	29	2/19/01	vs. St. Louis	3-0	Roberto Luongo
	30	4/7/01	vs. NY Rangers	3-0	Roberto Luongo
2001-02	31	10/7/01	at Tampa Bay	5-0	Roberto Luongo
	32	11/7/01	vs. Pittsburgh	2-0	Roberto Luongo
	33	11/16/01	at Buffalo	2-0	Trevor Kidd
	34	11/21/01	vs. Anaheim	6-0	Roberto Luongo
	35	12/5/01	vs. Columbus	2-0	Roberto Luongo
2002-03	36	11/9/02	vs. Calgary	3-0	Jani Hurne
	37	12/6/02	at Carolina	2-0	Roberto Luongo
	38	12/20/02	at Buffalo	3-0	Roberto Luongo
	39	1/15/03	vs. Boston	3-0	Roberto Luongo
	40	1/18/03	vs. Pittsburgh	3-0	Roberto Luongo
	41	2/6/03	at Pittsburgh	6-0	Roberto Luongo
	42	2/18/03	at Montreal	3-0	Roberto Luongo
2003-04	43	11/11/03	vs. Tampa Bay	4-0	Roberto Luongo
	44	12/19/03	vs. Dallas	1-0	Roberto Luongo
	45	1/3/04	vs. Columbus	1-0	Roberto Luongo
	46	2/20/04	at Pittsburgh	2-0	Roberto Luongo
	47	2/23/04	at Boston	2-0	Roberto Luongo
	48	2/25/04	vs. Toronto	4-0	Roberto Luongo
	49	3/2/04	at Washington	1-0	Roberto Luongo
2005-06	50	10/5/05	vs. Atlanta	2-0	Roberto Luongo
	51	10/7/05	vs. Tampa Bay	2-0	Roberto Luongo
	52	1/27/06	vs. New Jersey	4-0	Roberto Luongo
	53	2/7/06	at Washington	5-0	Roberto Luongo
2006-07	54	11/28/06	at Montreal	0-1 (SOL)	Alex Auld
	55	2/13/07	at Montreal	1-0	Ed Belfour
2007-08	56	10/11/07	vs. New Jersey	3-0	Tomas Vokoun
	57	12/7/07	vs. NY Islanders	3-0	Tomas Vokoun
	58	12/13/07	at St. Louis	1-0	Tomas Vokoun
	59	2/5/08	at Toronto	8-0	Tomas Vokoun
	60	3/2/08	at NY Islanders	1-0	Craig Anderson
	61	3/4/08	at Boston	1-0	Craig Anderson
2008-09	62	10/18/08	vs. NY Islanders	2-0	Tomas Vokoun
	63	11/12/08	vs. Tampa Bay	4-0	Craig Anderson
	64	11/30/08	at NY Rangers	4-0	Craig Anderson
	65	12/11/08	at Edmonton	2-0	Craig Anderson
	66	12/21/08	vs. Colorado	3-0	Tomas Vokoun
	67	12/23/08	vs. Nashville	3-0	Tomas Vokoun
	68	2/12/09	at Carolina	5-0	Tomas Vokoun
	69	2/17/09	vs. New Jersey	4-0	Tomas Vokoun
	70	2/21/09	vs. Boston	2-0	Tomas Vokoun

PANTHERS RECORDS: 1993-2009

Shutouts vs. Panthers

YEAR	NO.	DATE	OPPONENT	SCORE	GOALTENDER
1993-94	1	11/27/93	at Hartford	4-0	Jeff Reese
1994-95	2	2/28/95	at NY Rangers	0-0	Mike Richter
	3	3/24/95	at Buffalo	3-0	Dominik Hasek
	4	4/5/95	vs. NY Rangers	5-0	Mike Richter
	5	4/14/95	at Washington	3-0	Jim Carey
	6	4/26/95	at Buffalo	5-0	Dominik Hasek
1995-96	7	10/7/95	at New Jersey	4-0	Martin Brodeur
	8	1/6/96	at Calgary	2-0	Rick Tabaracci
	9	2/24/96	vs. NY Rangers	4-0	Glenn Healy
	10	3/5/96	at St. Louis	2-0	Grant Fuhr
	11	3/27/96	at NY Rangers	3-0	Mike Richter
1996-97	12	12/3/96	at New Jersey	2-0	Martin Brodeur
	13	1/1/97	vs. Anaheim	3-0	Guy Hebert
	14	1/15/97	at Edmonton	4-0	Curtis Joseph
	15	2/15/97	at NY Islanders	1-0	Tommy Salo
	16	3/1/97	at Tampa Bay	2-0	Rick Tabaracci
	17	3/5/97	vs. Phoenix	3-0	Nikolai Khabibulin
1997-98	18	10/16/97	at Dallas	4-0	Ed Belfour
	19	10/22/97	at Montreal	3-0	Jocelyn Thibault
	20	12/20/97	at Philadelphia	2-0	Garth Snow
	21	3/13/98	vs. Edmonton	4-0	Curtis Joseph
1998-99	22	10/23/98	vs. Vancouver	5-0	Garth Snow
	23	11/14/98	at Pittsburgh	4-0	Tom Barrasso
	24	11/26/98	vs. Boston	1-0	Byron Dafeo
	25	12/23/98	vs. Washington	4-0	Olaf Kolzig
	26	1/18/99	vs. Buffalo	4-0	Dominik Hasek
	27	2/5/99	at Pittsburgh	3-0	Tom Barrasso
	28	2/13/99	at Montreal	4-0	Jeff Hackett
	29	2/18/99	at St. Louis	0-0	Jamie McLennan
	30	3/9/99	at Boston	2-0	Byron Dafeo
	31	4/5/99	vs. Washington	3-0	Olaf Kolzig
1999-00	32	10/24/99	at Philadelphia	2-0	John Vanbiesbrouck
	33	10/30/99	at Ottawa	5-0	Ron Tugnutt
	34	11/18/99	at St. Louis	3-0	Roman Turek
2000-01	35	10/22/00	at Minnesota	0-0	Jamie McLennan
	36	11/1/00	vs. NY Islanders	3-0	Wade Flaherty
	37	12/22/00	vs. New Jersey	2-0	Martin Brodeur
	38	1/17/01	at Chicago	5-0	Jocelyn Thibault
	39	1/19/01	at Buffalo	1-0	Dominik Hasek
	40	4/5/01	at Washington	3-0	Olaf Kolzig
2001-02	41	10/6/01	vs. NY Islanders	3-0	Chris Osgood
	42	10/10/01	vs. Ottawa	2-0	Jani Hurme
	43	11/17/01	at Montreal	1-0	Jose Theodore
	44	11/29/01	at Minnesota	6-0	Dwayne Roloson
	45	12/22/01	vs. St. Louis	2-0	Brent Johnson
	46	1/5/02	at San Jose	6-0	Mikka Kiprusoff
	47	1/12/02	vs. Washington	1-0	Olaf Kolzig
	48	1/16/02	vs. Chicago	3-0	Jocelyn Thibault
	49	2/12/02	at Nashville	1-0	Mike Dunham
	50	3/17/02	at Ottawa	2-0	Patrick Lalime
2002-03	51	12/7/02	vs. Edmonton	4-0	Jussi Markkanen
	52	12/27/02	vs. Dallas	4-0	Ron Tugnutt
	53	2/5/03	vs. Toronto	6-0	Ed Belfour
	54	3/8/03	vs. Buffalo	4-0	Mika Noronen
	55	3/12/03	vs. Montreal	4-0	Jose Theodore
	56	4/1/03	at Washington	3-0	Olaf Kolzig
2003-04	57	11/8/03	at St. Louis	2-0	Chris Osgood
	58	12/3/03	vs. Ottawa	4-0	Martin Prusek
	59	2/3/04	at San Jose	3-0	Evgeni Nabokov
	60	3/9/04	at Toronto	5-0	Ed Belfour
	61	3/27/04	vs. Atlanta	3-0	Kari Lehtonen
2005-06	62	10/17/05	at NY Rangers	4-0	Henrik Lundquist
	63	11/5/05	at Carolina	2-0	Martin Gerber
	64	11/1/05	vs. Carolina	1-0	Martin Gerber
	65	1/3/06	at New Jersey	3-0	Martin Brodeur
	66	1/7/06	at NY Rangers	4-0	Henrik Lundquist
	67	1/21/06	at Anaheim	1-0	Jean Sebastian Giguere
	68	3/2/06	vs. Montreal	1-0	Cristobal Huet
	69	3/15/06	vs. Philadelphia	4-0	Robert Esche
2006-07	70	10/7/06	at Atlanta	6-0	Kari Lehtonen
	71	10/26/06	at New Jersey	2-0	Martin Brodeur
	72	11/25/06	at Atlanta	1-0	Kari Lehtonen
	73	11/28/06	at Montreal	1-0 SOL	Cristobal Huet
	74	11/30/06	at Ottawa	6-0	Ray Emery
	75	1/30/07	at Pittsburgh	3-0	Marc-Andre Fleury
	76	2/3/07	vs. Los Angeles	7-0	Sean Burke
	77	2/14/07	at Ottawa	4-0	Martin Gerber
	78	4/3/07	at Washington	1-0	Olaf Kolzig
2007-08	79	12/30/07	vs. Philadelphia	1-0	Antero Nittymaki
	80	1/5/08	at Pittsburgh	3-0	Ty Conklin
	81	1/30/08	vs. Buffalo	1-0	Ryan Miller
	82	2/24/08	at NY Rangers	5-0	Henrik Lundquist
	83	3/29/08	vs. Washington	3-0	Cristobal Huet
2008-09	84	10/25/08	at St. Louis	4-0	Ben Bishop
	85	12/6/08	vs. Boston	4-0	Manny Fernandez
	86	3/17/09	vs. Washington	3-0	Jose Theodore

PANTHERS RECORDS: 1993-2009

Panthers Overtime Games

1993-94

DATE	OPPONENT	RESULT	OT-WINNER
10/6	at Chicago	4-4 Tie	
10/17	vs. Tampa Bay	3-3 Tie	
10/19	vs. Los Angeles	2-2 Tie	
10/21	vs. Toronto	4-3 Loss	Pearson (2:17)
10/30	vs. Tampa Bay	2-1 Win	Lowry (4:56)
11/23	vs. Hartford	2-1 Loss	Kron (3:55)
12/2	vs. Buffalo	2-1 Win	Belanger (:23)
12/12	at Dallas	4-4 Tie	
12/15	vs. Montreal	3-3 Tie	
12/19	vs. Boston	2-1 Loss	Juneau (1:55)
12/28	at Washington	3-3 Tie	
1/8	at Boston	2-2 Tie	
1/13	at Pittsburgh	2-2 Tie	
1/26	at Tampa Bay	1-1 Tie	
1/28	vs. San Jose	3-3 Tie	
2/10	at Philadelphia	4-3 Loss	Lindros (:50)
2/20	vs. Detroit	4-3 Loss	Fedorov (4:26)
3/18	vs. Edmonton	4-4 Tie	
3/21	vs. New Jersey	3-3 Tie	
3/23	vs. Toronto @ Ham.	1-1 Tie	

1994-95

DATE	OPPONENT	RESULT	OT-WINNER
2/2	vs. Montreal	1-1 Tie	
2/28	at NY Rangers	0-0 Tie	
3/2	at Philadelphia	2-2 Tie	
3/14	vs. Buffalo	2-1 Loss	Khmylev (:54)
3/18	vs. Philadelphia	4-3 Loss	Lindros (2:13)
3/20	at Quebec	5-4 Loss	Nolan (2:33)
3/29	vs. Hartford	4-4 Tie	
4/8	at NY Islanders	2-2 Tie	
4/30	vs. Washington	2-2 Tie	

1995-96

DATE	OPPONENT	RESULT	OT-WINNER
10/31	vs. NY Islanders	5-4 Loss	Sweeney (3:56)
11/16	vs. Vancouver	2-2 Tie	
11/29	vs. Philadelphia	2-1 Loss	Haller (4:30)
12/7	vs. Anaheim	3-3 Tie	
1/10	at Colorado	4-4 Tie	
1/12	at Dallas	6-6 Tie	
1/22	at Philadelphia	1-1 Tie	
2/1	at Boston	2-2 Tie	
2/11	vs. St. Louis	2-2 Tie	
2/16	vs. Colorado	3-2 Loss	Keane (:55)
2/29	vs. Washington	2-2 Tie	
3/13	at NY Rangers	3-3 Tie	
4/12	at NY Islanders	1-1 Tie	

1996-97

DATE	OPPONENT	RESULT	OT-WINNER
10/8	vs. NY Rangers	1-1 Tie	
10/16	at San Jose	3-3 Tie	
10/20	at Phoenix	1-1 Tie	
10/29	at NY Rangers	1-1 Tie	
11/11	at Buffalo	3-2 Loss	Audette (4:01)
11/15	vs. NY Islanders	3-3 Tie	
11/22	at Dallas	2-1 Win	Hull (4:55)
11/29	vs. Hartford	1-1 Tie	
12/8	vs. Dallas	1-1 Tie	
12/23	at NY Islanders	4-3 Win	Sheppard (1:46)
12/26	at Tampa Bay	3-3 Tie	
12/28	at Washington	1-1 Tie	
1/14	at Vancouver	4-4 Tie	
1/22	at Hartford	2-1 Loss	Kron (4:46)
2/3	at Montreal	2-2 Tie	
2/6	at Buffalo	1-1 Tie	
2/7	at New Jersey	2-2 Tie	
2/15	at NY Islanders	1-0 Loss	Lapointe (2:46)
2/20	vs. New Jersey	2-2 Tie	
2/22	vs. Philadelphia	4-3 Loss	Lindros (4:03)
2/25	vs. San Jose	2-2 Tie	
2/27	vs. St. Louis	3-2 Win	Niedermayer
(3:50)			
3/15	vs. Toronto	3-3 Tie	
3/20	at Ottawa	2-2 Tie	
3/29	vs. Tampa Bay	1-1 Tie	
4/6	at Washington	3-3 Tie	

1997-98

DATE	OPPONENT	RESULT	OT-WINNER
10/13	vs. NY Islanders	2-2 Tie	
10/23	at Ottawa	2-2 Tie	
10/28	vs. Los Angeles	2-2 Tie	
11/1	vs. Buffalo	4-3 Loss	Ward (1:14)
11/12	vs. NY Islanders	2-2 Tie	
11/22	at New Jersey	2-1 Win	Jovanovski (4:08)
11/30	at NY Rangers	1-1 Tie	
12/5	at Washington	3-2 Loss	Toms (3:32)
12/30	vs. San Jose	2-2 Tie	
1/1	vs. New Jersey	2-1 Win	Niedermayer
(1:53)			
1/2	at Tampa Bay	2-2 Tie	
1/4	vs. Anaheim	3-3 Tie	
1/9	at Calgary	3-3 Tie	
1/10	at Vancouver	2-2 Tie	
1/24	at San Jose	1-1 Tie	
2/3	vs. Detroit	1-1 Tie	
3/28	at Boston	3-2 Win	Lindsay (3:14)
4/11	at Pittsburgh	3-3 Tie	
4/12	at New Jersey	5-5 Tie	
4/18	at Tampa Bay	2-2 Tie	

1998-99

DATE	OPPONENT	RESULT	OT-WINNER
10/16	at Buffalo	2-2 Tie	
10/21	vs. Los Angeles	1-1 Tie	
10/24	at Washington	2-2 Tie	
11/19	at Boston	5-5 Tie	
11/21	at New Jersey	3-3 Tie	
11/22	vs. Philadelphia	2-1 Loss	Jones (:26)
12/1	at NY Rangers	5-4 Loss	Graves (2:10)
12/5	vs. Carolina	3-3 Tie	
1/1	vs. Carolina	3-3 Tie	
1/5	at Phoenix	2-2 Tie	
1/6	at Colorado	2-2 Tie	
1/8	at Vancouver	1-1 Tie	
1/13	vs. Toronto	3-3 Tie	
1/26	at Philadelphia	3-3 Tie	
2/6	at Carolina	3-3 Tie	
2/15	vs. San Jose	2-2 Tie	
2/18	at St. Louis	0-0 Tie	
2/26	at Detroit	5-5 Tie	
3/6	vs. Carolina	2-2 Tie	
3/28	vs. New Jersey	2-2 Tie	
4/14	vs. Montreal	3-2 Win	Nilson (4:05)

1999-00

DATE	OPPONENT	RESULT	OT-WINNER
10/9	vs. Detroit	2-2 Tie	
10/16	vs. Anaheim	3-2 Win	Spacek (1:26)
10/22	vs. Calgary	3-2 Loss	Morris (:20)
10/29	at Buffalo	3-2 Loss	Sanderson (4:54)
11/3	at Edmonton	2-2 Tie	
11/20	vs. Pittsburgh	2-1 Win	Wilson (2:57)
12/22	vs. Atlanta	3-3 Tie	
12/26	at Carolina	4-3 Loss	Pratt (:27)
1/21	at Atlanta	3-3 Tie	
1/22	vs. Boston	4-3 Win	Bure (1:31)
2/23	at Washington	3-2 Loss	Simon (:55)
2/26	vs. Carolina	2-1 Loss	O'Neill (2:28)
3/4	vs. St. Louis	1-1 Tie	
4/1	vs. Tampa Bay	3-3 Tie	
4/8	at New Jersey	2-1 Loss	Arnott (:47)

2000-01

DATE	OPPONENT	RESULT	OT-WINNER
10/6	vs. Vancouver	4-3 Loss	Jovanovski (2:20)
10/13	vs. Carolina	2-2 Tie	
10/18	at Phoenix	2-1 Loss	Juneau (1:15)
10/22	at Minnesota	0-0 Tie	
10/27	at Nashville	3-3 Tie	
10/30	at New Jersey	6-5 Loss	Holik (1:55)
11/10	vs. Calgary	3-3 Tie	
11/25	vs. Tampa Bay	2-1 Win	Bure (2:47)
11/29	vs. Carolina	2-1 Loss	Battaglia (1:41)
12/4	at Toronto	4-4 Tie	
12/8	at Atlanta	4-3 Loss	Ferraro (:22)
12/13	at Detroit	3-3 Tie	
12/20	vs. Pittsburgh	2-2 Tie	

PANTHERS RECORDS: 1993-2009

Panthers Overtime Games

2000-01 (continued)

DATE	OPPONENT	RESULT	OT-WINNER
1/3	at Anaheim	3-2 Loss	Tenkrat (4:01)
1/12	vs. Carolina	2-2 Tie	
1/26	vs. Ottawa	5-4 Loss	Hossa (2:54)
1/27	vs. Tampa Bay	2-1 Win	Bure (:59)
2/21	at Pittsburgh	3-2 Loss	Lemieux (2:10)
3/3	at Atlanta	2-2 Tie	
3/7	vs. San Jose	3-3 Tie	
3/9	vs. Columbus	7-6 Loss	Kron (:43)
3/14	vs. Edmonton	2-2 Tie	
3/20	at Montreal	3-3 Tie	
3/28	vs. Montreal	2-2 Tie	

2001-02

DATE	OPPONENT	RESULT	OT-WINNER
10/16	at Vancouver	2-2 Tie	
10/24	vs. Washington	4-3 Loss	Bondra (:45)
10/28	at Pittsburgh	2-2 Tie	
11/10	vs. Philadelphia	3-2 Loss	LeClair (4:17)
11/17	at Montreal	1-0 Loss	Dykhuys (3:55)
12/26	at Atlanta	3-3 Tie	
1/25	at Carolina	1-1 Tie	
2/4	vs. NY Islanders	6-6 Tie	Hull (4:11)
2/27	vs. Detroit	3-2 Loss	Kovalev (3:23)
3/5	at Pittsburgh	6-5 Loss	
3/9	vs. Nashville	2-2 Tie	
3/13	vs. Calgary	3-3 Tie	
4/6	at Toronto	2-2 Tie	
4/8	at Philadelphia	4-4 Tie	
4/10	at Atlanta	4-4 Tie	
4/14	vs. Tampa Bay	3-2 Loss	Lecavalier (:17)

2002-03

DATE	OPPONENT	RESULT	OT-WINNER
10/10	vs. Tampa Bay	4-3 Loss	Prospal (3:34)
10/12	at Atlanta	5-4 Win	Jokinen (4:49)
10/26	vs. Washington	1-1 Tie	
10/30	at Dallas	3-2 Win	V. Bure (3:21)
11/6	vs. Pittsburgh	4-3 Win	V. Bure (2:19)
11/7	at Washington	2-1 Loss	Jagr (3:56)
11/11	vs. Chicago	2-2 Tie	
11/13	at Philadelphia	2-2 Tie	
11/14	at Ottawa	3-2 Loss	White (3:00)
11/19	at Atlanta	4-3 Loss	McEachern (3:23)
11/20	vs. NY Islanders	3-3 Tie	
11/22	at Phoenix	3-3 Tie	
11/24	at Anaheim	4-4 Tie	
12/13	vs. NY Islanders	3-3 Tie	
12/18	vs. Toronto	2-2 Tie	
12/21	at Boston	3-3 Tie	
12/23	vs. Nashville	3-2 Loss	Legwand (:48)
12/28	vs. NY Rangers	2-1 Loss	Kasparaitis (:56)
12/30	at NY Islanders	2-1 Loss	Hamrik (4:03)
1/8	vs. Detroit	2-1 Loss	Hull (1:34)
1/25	vs. Carolina	3-2 Win	Weiss (3:40)
1/30	vs. Detroit	2-2 Tie	
2/8	vs. Tampa Bay	4-4 Tie	
2/14	vs. Boston	6-5 Loss	
2/24	vs. Buffalo	2-2 Tie	
3/29	at Tampa Bay	1-1 Tie	

2003-04

DATE	OPPONENT	RESULT	OT-WINNER
10/11	vs. Boston	1-1 Tie	
10/13	at Carolina	2-2 Tie	
11/22	at Washington	3-2 Win	Weiss (1:43)
11/26	vs. NY Rangers	3-3 Tie	
11/29	at Montreal	1-1 Tie	
12/6	vs. Atlanta	4-3 Loss	Kozlov (2:57)
12/10	vs. Boston	1-1 Tie	
12/13	at Nashville	2-2 Tie	
12/17	vs. Washington	2-2 Tie	
12/22	at Ottawa	3-2 Loss	White (1:34)
12/29	vs. Toronto	4-4 Tie	
12/31	at Tampa Bay	2-2 Tie	
1/8	at Philadelphia	4-3 Win	V. Bure (2:56)
1/11	at Vancouver	2-2 Tie	
1/19	vs. St. Louis	2-1 Loss	Demitra (:48)
1/28	vs. Philadelphia	3-3 Tie	

2003-04 (continued)

DATE	OPPONENT	RESULT	OT-WINNER
2/4	at Phoenix	5-4 Win	Jokinen (3:22)
2/18	at Buffalo	1-1 Tie	
2/21	at Washington	2-2 Tie	
2/29	at Chicago	2-2 Tie	
3/11	at Montreal	3-2 Win	Jokinen (1:29)
3/13	vs. NY Rangers	3-2 Win	Jokinen (2:54)
3/23	vs. New Jersey	4-3 Loss	Niedermayer(3:55)
4/4	vs. Carolina	6-6 Tie	

2005-06

DATE	OPPONENT	RESULT	OT-WINNER
10/25/05at	Pittsburgh	4-3 Win	Weiss (:53)
10/27/05at	Philadelphia	5-4 Loss	Pitkanen (1:13)
11/1/05at	Montreal	5-4 Loss	Ryder (3:19)
11/9/05 vs.	NY Rangers	4-3 SO Loss	Prucha (SO)
11/15/05at	Montreal	4-3 Loss	Koivu (4:56)
12/3/05 vs.	Chicago	4-3 Win	Jokinen (3:57)
12/15/06vs.	Detroit	3-2 Win	Jokinen (1:36)
12/26/05vs.	Philadelphia	3-2 SO Loss	Hanzdus (SO)
1/4/06 at	NY Islanders	4-3 Loss	Parrish (2:15)
1/8/06 at	Washington	4-3 SO Win	Nieuwendyk (SO)
1/14/06 vs.	Columbus	5-4 Loss	Vyborny (4:48)
1/24/06 at	Tampa Bay	3-2 Win	Jokinen (3:15)
1/25/06 vs.	Carolina	4-3 SO Loss	Cole (SO)
3/6/06 at	Atlanta	4-3 SO Loss	Kozlov (SO)
3/11/06 vs.	Carolina	4-3 Win	Kwiatkowski (1:14)
3/18/06 at	Washington	4-3 SO Win	Nieuwendyk (SO)
3/20/06 vs.	Tampa Bay	6-5 Win	Jokinen (3:16)
3/24/06 vs.	NY Rangers	3-2 SO Win	Jokinen (SO)
3/27/06 at	Boston	4-3 SO Win	Jokinen (SO)
4/11/06 at	Toronto	6-5 Loss	Kaberle (4:49)
4/13/06 at	Ottawa	5-4 Win	Nieuwendyk (3:30)
4/15/06 vs.	Washington	2-1 SO Loss	Pettinger (SO)
4/18/06 vs.	Atlanta	2-1 Win	Van Ryn (1:34)

2006-07

DATE	OPPONENT	RESULT	OT-WINNER
10/9/06 at	Toronto	2-1 SO Loss	Tucker (SO)
10/29/06at	NY Islanders	4-3 SO Loss	Hilbert (SO)
11/8/06 vs.	NY Rangers	4-3 SO Loss	Nylander (SO)
11/10/06at	Buffalo	5-4 Loss	Vanek (:19)
11/28/06at	Montreal	1-0 SO Loss	Koivu (SO)
12/9/06 at	NY Islanders	5-4 SO Loss	Satan (SO)
12/23/06vs.	Carolina	3-2 Loss	Cole (1:59)
1/4/07 at	Calgary	5-4 Loss	Gordiano (4:30)
1/7/07 at	Vancouver	4-3 SO Loss	Green (SO)
1/16/07 vs.	Carolina	3-2 Loss	Williams (1:47)
2/6/07 at	Colorado	5-4 Loss	Sakic (:25)
2/17/07 vs.	Tampa Bay	5-4 Win	Horton (:29)
2/20/07 at	Tampa Bay	3-2 SO Loss	St. Louis (SO)
2/22/07 vs.	Pittsburgh	2-1 Loss	Armstrong (2:39)
2/27/07 at	Washington	6-5 SO Win	Peltonen (SO)
3/1/07 vs.	Dallas	2-1 Win	Jokinen (2:11)
3/24/07 vs.	New Jersey	4-3 SO Loss	Zajac (SO)
3/28/07 vs.	Atlanta	3-2 SO Win	Stumpel (SO)
3/30/07 vs.	Washington	3-2 Win	Gelinas (2:01)
4/1/07 vs.	Carolina	4-3 Loss	Whitney (1:30)
4/7/07 at	Carolina	5-4 Loss	BrindAmour (4:36)

2007-08

DATE	OPPONENT	RESULT	OT-WINNER
10/16/07	at Montreal	2-1 SO Win	Stumpel (SO)
11/13/07	at Atlanta	3-2 Loss	Kovalchuk (:25)
11/23/07	vs. NY Rangers	3-2 SO Win	Jokinen (SO)
11/28/07	at Washington	2-1 SO Win	Weiss (SO)
12/11/07	vs. Calgary	2-1 SO Loss	Huselius (SO)
12/22/07	vs. Toronto	2-1 Loss	Kubina (:34)
1/3/08 at	NY Islanders	4-3 Win	Cullimore (1:33)
1/10/08 at	Atlanta	3-2 SO Win	Jokinen (SO)
1/13/08 vs.	Colorado	4-3 SO Loss	Hejduk (SO)
1/24/08 vs.	Edmonton	4-3 SO Loss	Horchoff (SO)
2/1/08 vs.	Vancouver	4-3 SO Win	Horton (SO)
2/13/08 vs.	Montreal	2-1 Loss	Kovalev (1:43)
2/21/08 vs.	Boston	5-4 SO Loss	Sturm (SO)
2/23/08 at	Philadelphia	2-1 Win	Jokinen (3:44)
2/27/08 vs.	Toronto	4-3 SO Loss	Kaberle (SO)
3/4/08 at	Boston	1-0 Win	Horton (:22)
3/8/08 vs.	Atlanta	3-2 Win	Horton (4:37)
3/20/08 vs.	Carolina	2-1 SO Loss	Samsonov (SO)

PANTHERS RECORDS: 1993-2009

2008-09

DATE	OPPONENT	RESULT	OT-WINNER	DATE	OPPONENT	RESULT	OT-WINNER
10/11/08	vs. Atlanta	2-3 Win	Booth (3:54)	1/4/09	at Montreal	5-6 SO Loss	Markov (SO)
11/1/08	at Nashville	2-3 SO Loss	Erat (SO)	1/16/09	vs. Philadelphia	3-2 SO Loss	Gagne (SO)
11/18/08	at Tampa Bay	4-3 SO Win	Horton (SO)	1/19/09	vs. Buffalo	3-2 SO Loss	Kotalik (SO)
11/26/08	vs. New Jersey	3-2 Loss	Oduya (4:04)	2/3/09	at Toronto	4-3 Win	McCabe (3:30)
11/28/08	vs. NY Rangers	4-3 SO Loss	Zherdev (SO)	2/10/09	vs. Toronto	4-5 Win	Zednik (1:08)
12/8/08	at Ottawa	4-3 Win	Weiss (4:50)	2/13/09	vs. NY Rangers	1-2 SO Win	Zednik (SO)
12/12/08	at Calgary	3-2 SO Win	Weiss (SO)	3/10/09	at Pittsburgh	3-4 SO Loss	Letang (SO)
12/18/08	at Carolina	1-2 Loss	Corvo (4:16)	3/14/09	vs. Tampa Bay	4-3 SO Loss	Stamkos (SO)
12/26/08	vs. Tampa Bay	4-0 SO Loss	Malone (SO)	3/23/09	vs. Carolina	3-2 Loss	Whitney (1:37)

PANTHERS RECORDS: 1993-2009

Panthers Coaching Records

YEAR	COACH	GC	W	L	T	OTL	PTS	PCT.	FINISH	PLAYOFFS
1993-94	Roger Neilson	84	33	34	17	-	83	.494	5th Atl.	Did Not Qualify
1994-95	Roger Neilson	48	20	22	6	-	46	.479	5th Atl.	Did Not Qualify
1995-96	Doug MacLean	82	41	31	10	-	92	.561	3rd Atl.	Eastern Conference Champions
1996-97	Doug MacLean	82	35	28	19	-	89	.543	3rd Atl.	Lost Eastern Conf. Quarterfinals
1997-98	Doug MacLean	23	7	12	4	-	18	.391	-	-
	Bryan Murray	59	17	31	11	-	45	.381	6th Atl.	Did Not Qualify
1998-99	Terry Murray	82	30	34	18	-	78	.476	2nd SE	Did Not Qualify
1999-00	Terry Murray	82	43	27	6	6	98	.598	2nd SE	Lost Eastern Conf. Quarterfinals
2000-01	Terry Murray	36	6	18	7	5	24	.333	-	-
	Duane Sutter	46	16	20	6	4	42	.457	3rd SE	Did Not Qualify
2001-02	Duane Sutter	26	6	15	2	3	17	.327	-	-
	Mike Keenan	56	16	29	8	3	43	.384	4th SE	Did Not Qualify
2002-03	Mike Keenan	82	24	36	13	9	70	.427	4th SE	Did Not Qualify
2003-04	Mike Keenan	15	5	8	2	0	12	.400	-	-
	Rick Dudley	40	13	15	9	3	38	.475	-	-
	John Torchetti	27	10	12	4	1	25	.463	4th SE	Did Not Qualify
2005-06	Jacques Martin	82	37	34	-	11	85	.518	4th SE	Did Not Qualify
2006-07	Jacques Martin	82	35	31	-	16	86	.530	4th SE	Did Not Qualify
2007-08	Jacques Martin	82	38	35	-	9	85	.521	3rd SE	Did Not Qualify
2008-09	Peter DeBoer	82	41	30	-	11	93	.567	3rd SE	Did Not Qualify

Panthers General Managers

YEAR	GEN. MNGR.	GM	W	L	T	OTL	PTS	PCT.	FINISH	PLAYOFFS
1993-94	Bob Clarke	84	33	34	17	-	83	.494	5th Atl.	Did Not Qualify
1994-95	Bryan Murray	48	20	22	6	-	46	.479	5th Atl.	Did Not Qualify
1995-96	Bryan Murray	82	41	31	10	-	92	.561	3rd Atl.	Eastern Conference Champions
1996-97	Bryan Murray	82	35	28	19	-	89	.543	3rd Atl.	Lost Eastern Conf. Quarterfinals
1997-98	Bryan Murray	82	24	43	15	-	63	.384	6th Atl.	Did Not Qualify
1998-99	Bryan Murray	82	30	34	18	-	78	.476	2nd SE	Did Not Qualify
1999-00	Bryan Murray	82	43	27	6	6	98	.598	2nd SE	Lost Eastern Conf. Quarterfinals
2000-01	Bryan Murray	36	6	18	7	5	24	.333	-	-
	Bill Torrey	46	16	20	6	4	42	.457	3rd SE	Did Not Qualify
2001-02	Bill Torrey	26	6	15	2	3	17	.327	-	-
	Chuck Fletcher	56	16	29	8	3	43	.384	4th SE	Did Not Qualify
2002-03	Rick Dudley	82	24	36	13	9	70	.427	4th SE	Did Not Qualify
2003-04	Rick Dudley	82	28	35	15	4	75	.457	4th SE	Did Not Qualify
2005-06	Mike Keenan	82	37	34	-	11	85	.518	4th SE	Did Not Qualify
2006-07	Jacques Martin	82	35	31	-	16	86	.530	4th SE	Did Not Qualify
2007-08	Jacques Martin	82	38	35	-	9	85	.521	3rd SE	Did Not Qualify
2008-09	Jacques Martin	82	41	30	-	11	93	.567	3rd SE	Did Not Qualify

PANTHERS ALL-TIME LEADERS

Most Games Played

SEASON

Bill Lindsay	84 - 1993-94
Gord Murphy	84 - 1993-94
Tom Fitzgerald	83 - 1993-94
Keith Ballard	82 - 2008-09
Jay Bouwmeester	82 - 2008-09
Jay Bouwmeester	82 - 2007-08
Nathan Horton	82 - 2007-08
Olli Jokinen	82 - 2007-08
Bryan Allen	82 - 2006-07
Jay Bouwmeester	82 - 2006-07
Olli Jokinen	82 - 2006-07
Martin Gellinas	82 - 2006-07
Nathan Horton	82 - 2006-07
Ruslan Salei	82 - 2006-07
Jay Bouwmeester	82 - 2005-06
Martin Gellinas	82 - 2005-06
Olli Jokinen	82 - 2005-06
Olli Jokinen	82 - 2003-04
Lyle Odelein	82 - 2003-04

Jay Bouwmeester	82 - 2002-03
Marcus Nilson	82 - 2002-03
Ivan Majesky	82 - 2002-03
Robert Svehla	82 - 2001-02
Pavel Bure	82 - 2000-01
Robert Svehla	82 - 2000-01
Todd Simpson	82 - 1999-00
Jaroslav Spacek	82 - 1999-00
Robert Svehla	82 - 1999-00
Radek Dvorak	82 - 1998-99
Bill Lindsay	82 - 1997-98
Scott Mellanby	82 - 1996-97
Robert Svehla	82 - 1996-97
Tom Fitzgerald	82 - 1995-96
Johan Garpenlov	82 - 1995-96
Rob Niedermayer	82 - 1995-96

CAREER

Robert Svehla	573
Olli Jokinen	567
Scott Mellanby	552
Paul Laus	530
Rob Niedermayer	518
Bill Lindsay	506
Radek Dvorak	484
Jay Bouwmeester	471
Viktor Kozlov	414
Gord Murphy	410
Stephen Weiss	401
Nathan Horton	357
Tom Fitzgerald	353
Peter Worrell	342
Marcus Nilson	327
Roberto Luongo	317
Gregory Campbell	303
Jody Hull	281
Terry Carkner	279

Most Goals

SEASON

Pavel Bure	59 - 2000-01
Pavel Bure	58 - 1999-00
Olli Jokinen	39 - 2006-07
Olli Jokinen	38 - 2005-06
Olli Jokinen	36 - 2002-03
Olli Jokinen	34 - 2007-08
Ray Whitney	32 - 1997-98
Scott Mellanby	32 - 1995-96
David Booth	31 - 2008-09
Nathan Horton	31 - 2006-07

Scott Mellanby	30 - 1993-94
Ray Whitney	29 - 1999-00
Ray Sheppard	29 - 1996-97
Nathan Horton	28 - 2005-06
Nathan Horton	27 - 2007-08
Scott Mellanby	27 - 1996-97

CAREER

Olli Jokinen	188
Scott Mellanby	157

Pavel Bure	152
Nathan Horton	122
Viktor Kozlov	101
Rob Niedermayer	101
Ray Whitney	97
Radek Dvorak	92
Stephen Weiss	75
Bill Lindsay	67
Robert Svehla	61
Ray Sheppard	61

Most Assists

SEASON

Viktor Kozlov	53 - 1999-00
Olli Jokinen	52 - 2006-07
Olli Jokinen	51 - 2005-06
Robert Svehla	49 - 1995-96
Stephen Weiss	47 - 2008-09
Ray Whitney	42 - 1999-00
Jay Bouwmeester	40 - 2005-06
Robert Svehla	40 - 1999-00
Ray Whitney	38 - 1998-99
Scott Mellanby	38 - 1995-96
Olli Jokinen	37 - 2007-08

Pavel Bure	36 - 1999-00
Nathan Horton	35 - 2007-08
Viktor Kozlov	35 - 1998-99
Rob Niedermayer	35 - 1995-96
Jozef Stumpel	34 - 2006-07
Viktor Kozlov	34 - 2002-03
Robert Svehla	34 - 1997-98

CAREER

Olli Jokinen	231
Robert Svehla	229
Scott Mellanby	197

Viktor Kozlov	190
Rob Niedermayer	165
Jay Bouwmeester	150
Stephen Weiss	149
Ray Whitney	130
Radek Dvorak	123
Nathan Horton	116
Gord Murphy	100
Pavel Bure	99
Bill Lindsay	98
Jozef Stumpel	84
Mike Van Ryn	80

Most Points

SEASON

Pavel Bure	94 - 1999-00
Pavel Bure	92 - 2000-01
Olli Jokinen	91 - 2006-07
Olli Jokinen	89 - 2005-06
Ray Whitney	71 - 1999-00
Olli Jokinen	71 - 2007-08
Viktor Kozlov	70 - 1999-00
Scott Mellanby	70 - 1995-96
Olli Jokinen	65 - 2002-03
Ray Whitney	64 - 1998-99

Nathan Horton	62 - 2007-08
Nathan Horton	62 - 2006-07
Stephen Weiss	61 - 2008-09
Ray Whitney	61 - 1997-98
Rob Niedermayer	61 - 1995-96
David Booth	60 - 2008-09
Ray Sheppard	60 - 1996-97
Scott Mellanby	60 - 1993-94

CAREER

Olli Jokinen	419
Scott Mellanby	354

Viktor Kozlov	291
Robert Svehla	290
Rob Niedermayer	266
Pavel Bure	251
Nathan Horton	238
Ray Whitney	227
Stephen Weiss	224
Radek Dvorak	215
Jay Bouwmeester	203
Bill Lindsay	165
Gord Murphy	142

PANTHERS ALL-TIME LEADERS

Most Penalty Minutes

SEASON

Peter Worrell.....	354 - 2001-02
Paul Laus.....	313 - 1996-97
Paul Laus.....	293 - 1997-98
Peter Worrell.....	258 - 1998-99
Brad Ference.....	254 - 2001-02
Peter Worrell.....	248 - 2000-01
Paul Laus.....	236 - 1995-96

Paul Laus.....	218 - 1998-99
Todd Simpson.....	202 - 1999-00
Peter Worrell.....	193 - 2002-03

CAREER

Paul Laus.....	1702
Peter Worrell.....	1375
Scott Mellanby.....	953

Bill Lindsay.....	609
Robert Svehla.....	603
Olli Jokinen.....	597
Ed Jovanovski.....	549
Rob Niedermayer.....	435
Brad Ference.....	432
Brian Skrudland.....	401

Most Power-Play Goals

SEASON

Pavel Bure.....	19 - 2000-01
Scott Mellanby.....	19 - 1995-96
Olli Jokinen.....	18 - 2007-08
Scott Mellanby.....	17 - 1993-94
Olli Jokinen.....	14 - 2005-06
Olli Jokinen.....	13 - 2002-03
Ray Sheppard.....	13 - 1996-97
Ray Whitney.....	12 - 1997-98
Pavel Bure.....	11 - 1999-00
David Booth.....	11 - 2008-09
Rob Niedermayer.....	11 - 1995-96
Jesse Belanger.....	11 - 1993-94
Stephen Weiss.....	10 - 2006-07
Jay Bouwmeester.....	9 - 2008-09

Nathan Horton.....	9 - 2007-08
Olli Jokinen.....	9 - 2006-07
Pavel Bure.....	9 - 2001-02
Scott Mellanby.....	9 - 1996-97
Gord Murphy.....	9 - 1993-94

CAREER

Scott Mellanby.....	66
Olli Jokinen.....	65
Pavel Bure.....	44
Viktor Kozlov.....	36
Rob Niedermayer.....	33
Nathan Horton.....	30
Ray Whitney.....	29

Stephen Weiss.....	27
Robert Svehla.....	26
Ray Sheppard.....	25
Jesse Belanger.....	24
Gord Murphy.....	23
Jay Bouwmeester.....	18
Stu Barnes.....	16

Most Short-Handed Goals

SEASON

Tom Fitzgerald.....	6 - 1995-96
Pavel Bure.....	5 - 2000-01
Radek Dvorak.....	4 - 2008-09
Radek Dvorak.....	4 - 1998-99
Radek Dvorak.....	3 - 1997-98
Olli Jokinen.....	3 - 2002-03
Bill Lindsay.....	3 - 1995-96
Tom Fitzgerald.....	3 - 1993-94
Gregory Campbell.....	2 - 2007-08
Jozef Stumpel.....	2 - 2006-07
Olli Jokinen.....	2 - 2003-04

Pavel Bure.....	2 - 1999-00
Viktor Kozlov.....	2 - 1997-98
Bill Lindsay.....	2 - 1997-98
Tom Fitzgerald.....	2 - 1996-97
Brian Skrudland.....	2 - 1993-94

CAREER

Radek Dvorak.....	12
Tom Fitzgerald.....	12
Pavel Bure.....	9

Bill Lindsay.....	8
Olli Jokinen.....	8
Viktor Kozlov.....	5
Nathan Horton.....	3
Gregory Campbell.....	3
Jody Hull.....	3
Marcus Nilson.....	3
Brian Skrudland.....	3
Jozef Stumpel.....	3

Most Game-Winning Goals

SEASON

Pavel Bure.....	14 - 1999-00
Olli Jokinen.....	9 - 2005-06
Olli Jokinen.....	8 - 2006-07
Olli Jokinen.....	8 - 2003-04
Pavel Bure.....	8 - 2000-01
Ray Sheppard.....	7 - 1996-97
Johan Garpenlov.....	7 - 1995-96
David Booth.....	6 - 2007-08
Olli Jokinen.....	6 - 2002-03
Ray Whitney.....	6 - 1998-99
Rob Niedermayer.....	6 - 1995-96

David Booth.....	5 - 2008-09
Nathan Horton.....	5 - 2008-09
Olli Jokinen.....	5 - 2007-08
Richard Zednik.....	5 - 2007-08
Ivan Novoseltsev.....	5 - 2001-02
Mark Parrish.....	5 - 1998-99
Bill Lindsay.....	5 - 1997-98
Stu Barnes.....	5 - 1995-96
Scott Mellanby.....	5 - 1994-95
Jody Hull.....	5 - 1993-94

CAREER

Olli Jokinen.....	36
Pavel Bure.....	23
Scott Mellanby.....	22
Rob Niedermayer.....	19
Jody Hull.....	14
Stephen Weiss.....	14
Bill Lindsay.....	13
Nathan Horton.....	12
Ray Sheppard.....	12
Ray Whitney.....	11
Stu Barnes.....	10
Radek Dvorak.....	10

PANTHERS ALL-TIME LEADERS

Most Shots on Goal

SEASON

Pavel Bure	384 - 2000-01
Pavel Bure	360 - 1999-00
Olli Jokinen	351 - 2005-06
Olli Jokinen	351 - 2006-07
Olli Jokinen	341 - 2007-08
Olli Jokinen	280 - 2003-04
David Booth	246 - 2008-09
Olli Jokinen	240 - 2002-03
Pavel Bure	238 - 2001-02

Viktor Kozlov	232 - 2002-03
David Booth	228 - 2007-08
Ray Sheppard	226 - 1996-97
Scott Mellanby	225 - 1995-96
Viktor Kozlov	223 - 1999-00
Scott Mellanby	221 - 1996-97
Nathan Horton	217 - 2006-07

Scott Mellanby	1296
Viktor Kozlov	1177
Pavel Bure	1026
Robert Svehla	995
Jay Bouwmeester	922
Radek Dvorak	908
Rob Niedermayer	872
Nathan Horton	803
Bill Lindsay	787
Stephen Weiss	720
Gord Murphy	707

CAREER

Olli Jokinen	1837
--------------------	------

Best Plus/Minus

SEASON

Martin Gelas	+27 - 2005-06
Pavel Bure	+25 - 1999-00
Viktor Kozlov	+24 - 1999-00
Jay Bouwmeester	+23 - 2006-07
Robert Svehla	+23 - 1999-00
Jassen Cullimore	+21 - 2007-08
Rhett Warrenner	+20 - 1996-97
Stephen Weiss	+19 - 2008-09
Olli Jokinen	+18 - 2006-07
Ray Whitney	+16 - 1999-00
Nathan Horton	+15 - 2007-08
Nathan Horton	+15 - 2006-07
Mike Van Ryn	+15 - 2005-06

Jaroslav Spacek	+15 - 1998-99
Keith Ballard	+14 - 2008-09
Stephen Weiss	+14 - 2007-08
Olli Jokinen	+14 - 2005-06
Scott Mellanby	+14 - 1999-00
David Booth	+13 - 2007-08
Viktor Kozlov	+13 - 1998-99
Paul Laus	+13 - 1996-97
Bill Lindsay	+13 - 1995-96
Brian Skrudland	+13 - 1993-94

Paul Laus	+31
Nathan Horton	+28
David Booth	+23
Brian Skrudland	+23
Mike Hough	+20
Jaroslav Spacek	+18
Bryan Allen	+14
Keith Ballard	+14
Radek Dvorak	+13
Terry Carkner	+12
Pavel Bure	+12
Jody Hull	+12
Keith Brown	+12

CAREER

Martin Gelas	+34
--------------------	-----

Most Games by a Goaltender

SEASON

Roberto Luongo	75 - 2005-06
Roberto Luongo	72 - 2003-04
Tomas Vokoun	69 - 2007-08
Roberto Luongo	65 - 2002-03
John Vanbiesbrouck	60 - 1997-98
Sean Burke	59 - 1998-99
Toams Vokoun	59 - 2008-09
Ed Belfour	58 - 2006-07
Roberto Luongo	58 - 2001-02
John Vanbiesbrouck	57 - 1996-97
John Vanbiesbrouck	57 - 1995-96
John Vanbiesbrouck	57 - 1993-94
Roberto Luongo	47 - 2000-01

Trevor Kidd	42 - 2000-01
-------------------	--------------

CAREER

Roberto Luongo	317
John Vanbiesbrouck	268
Tomas Vokoun	128
Mark Fitzpatrick	119
Trevor Kidd	103
Sean Burke	66
Ed Belfour	58
Craig Anderson	53
Kirk McLean	37
Mike Vernon	34

Jani Hurme	28
Alex Auld	27
Jamie McLennan	17
Steve Shields	16
Mikhail Shtalenkov	15

Most Wins by a Goaltender

SEASON

Roberto Luongo	35 - 2005-06
Tomas Vokoun	30 - 2007-08
Ed Belfour	27 - 2006-07
John Vanbiesbrouck	27 - 1996-97
John Vanbiesbrouck	26 - 1995-96
Tomas Vokoun	26 - 2008-09
Roberto Luongo	25 - 2003-04

Sean Burke	21 - 1998-99
John Vanbiesbrouck	21 - 1993-94
Roberto Luongo	20 - 2002-03
Mike Vernon	18 - 1999-00
John Vanbiesbrouck	18 - 1997-98

John Vanbiesbrouck	106
Tomas Vokoun	56
Mark Fitzpatrick	43
Trevor Kidd	28
Ed Belfour	27
Craig Anderson	24
Sean Burke	23
Mike Vernon	18

CAREER

Roberto Luongo	108
----------------------	-----

Most Shutouts

SEASON

Roberto Luongo	7 - 2003-04
Tomas Vokoun	6 - 2008-09
Roberto Luongo	6 - 2002-03
Roberto Luongo	5 - 2000-01
Tomas Vokoun	4 - 2007-08
Roberto Luongo	4 - 2005-06
Roberto Luongo	4 - 2001-02

John Vanbiesbrouck	4 - 1997-98
John Vanbiesbrouck	4 - 1994-95
Craig Anderson	3 - 2008-09
Sean Burke	3 - 1998-99

Tomas Vokoun	10
Craig Anderson	5
Mark Fitzpatrick	4
Sean Burke	3
Trevor Kidd	3

CAREER

Roberto Luongo	26
John Vanbiesbrouck	13

PANTHERS ALL-TIME RECORDS

All-Time Panthers Record by Month

SEASON	OCTOBER	NOVEMBER	DECEMBER	JANUARY	FEBRUARY	MARCH	APRIL	MAY
1993-94	4-5-3	4-8-0	7-2-3	6-2-4	5-9-0	6-6-3	1-2-4	NA
1994-95	NA	NA	NA	3-4-0	4-7-2	6-5-2	5-6-2	2-0-0
1995-96	7-4-0	10-2-1	8-4-1	6-4-3	4-5-3	3-9-1	3-3-1	NA
1996-97	8-0-4	7-3-2	5-6-3	6-5-1	3-5-5	4-7-3	2-2-1	NA
1997-98	3-6-3	5-7-2	6-7-1	4-5-5	0-4-1	3-10-0	3-4-3	NA
1998-99	3-3-3	5-5-2	5-5-1	5-4-6	4-5-4	5-6-2	3-6-0	NA
1999-00	6-3-1-2	7-3-1-0	7-4-1-1	9-4-1-0	5-6-0-2	7-6-1-0	2-1-1-1	NA
2000-01	1-3-3-3	4-6-1-1	2-10-3-1	5-8-1-2	5-5-0-1	3-4-5-1	2-2-0-0	NA
2001-02	3-7-2-1	3-7-0-2	6-6-1-0	4-10-1-0	1-5-1-1	4-7-2-1	1-2-3-1	NA
2002-03	4-5-1-1	3-3-5-3	3-3-3-3	5-8-1-1	4-5-2-1	4-10-1-0	1-2-0-0	NA
2003-04	4-5-2-0	5-8-2-0	3-3-5-2	5-6-2-1	6-4-3-0	5-8-0-1	0-1-1-0	NA
2005-06	6-5-1	1-9-3	8-6-1	5-5-3	3-2-0	10-4-1	4-3-2	NA
2006-07	5-7-2	3-7-3	7-5-2	4-3-4	6-3-3	9-4-1	1-1-2	NA
2007-08	5-7-0	7-6-1	6-5-2	4-7-2	6-6-3	8-3-1	2-1-0	NA
2008-09	4-5-0	5-6-3	7-5-2	7-2-3	8-5-0	7-5-3	3-2-0	NA
TOTALS	63-65-22-10	69-80-16-16	80-71-22-14	78-78-25-15	64-76-21-11	84-94-20-9	33-38-16-6	2-0-0

All-Time Records at the All-Star Break and at the Halfway Point

SEASON	DATE OF ALL-STAR GAME (HOST TEAM)	RECORD BEFORE	RECORD AFTER	1ST HALF OF SEASON	2ND HALF OF SEASON	OVERALL RECORD
1993-94	January 22 (NY Rangers)	19-17-8	14-17-9	17-17-8	16-17-9	33-34-17
1994-95	No All-Star Game	NA	NA	9-12-3	11-10-3	20-22-6
1995-96	January 20 (Boston)	28-12-4	13-19-6	27-12-2	14-19-8	41-31-10
1996-97	January 18 (San Jose)	22-12-10	13-16-9	21-11-9	14-17-10	35-28-19
1997-98	January 18 (Vancouver)	15-23-10	9-20-5	15-20-6	9-23-9	24-43-15
1998-99	January 24 (Tampa Bay)	17-16-11	13-18-9	15-15-11	15-19-7	30-34-18
1999-00	February 6 (Toronto)	30-15-4-3	13-12-2-3	24-11-3-3	19-16-3-3	43-27-6-6
2000-01	February 4 (Colorado)	12-27-8-7	10-11-5-2	8-20-7-6	14-18-6-3	22-38-13-9
2001-02	February 2 (Los Angeles)	16-30-5-3	6-14-5-3	13-22-3-3	9-22-4-1	22-44-10-6
2002-03	February 2 (Florida)	15-19-10-8	9-17-3-1	12-12-9-8	12-24-4-1	24-36-13-9
2003-04	February 8 (Minnesota)	18-23-11-3	10-12-4-1	13-17-9-2	15-18-6-2	28-35-15-4
2005-06	February 14-27 (Olympics)	22-27-8	15-7-3	16-20-5	21-14-6	37-34-11
2006-07	January 24 (Dallas)	17-20-9	18-10-7	15-19-7	20-12-9	35-31-16
2007-08	January 27 (Atlanta)	22-24-5	16-11-4	19-19-3	19-16-6	38-35-9
2008-09	January 25 (Montreal)	21-17-8	20-13-3	19-16-6	22-14-5	41-30-11
TOTALS		274-282-81-54	179-197-57-27	243-243-70-43	230-259-72-38	473-502-142-81

All-Time Panthers Record by Day of the Week

SEASON	SUNDAY	MONDAY	TUESDAY	WEDNESDAY	THURSDAY	FRIDAY	SATURDAY
1993-94	6-4-3	4-4-1	2-7-3	8-4-4	5-6-2	1-6-2	7-3-2
1994-95	4-2-1	2-2-0	1-5-1	4-4-1	4-1-2	0-4-0	5-4-1
1995-96	8-2-1	5-1-1	9-4-0	2-8-2	5-5-4	3-2-2	9-9-0
1996-97	5-4-3	2-4-1	3-3-4	6-8-1	7-2-4	4-1-3	8-6-3
1997-98	4-4-3	0-5-1	1-5-3	3-11-1	6-6-1	2-5-2	8-7-4
1998-99	2-1-1	3-4-1	0-2-2	9-10-3	4-3-2	4-3-4	8-11-5
1999-00	0-4-0	3-4-0	2-2-0	14-6-2	2-5-0	5-7-1	17-5-3
2000-01	1-0-1	3-6-1	2-2-1	5-12-5	1-2-0	5-13-4	5-12-1
2001-02	0-3-1	3-4-2	1-5-1	6-13-3	2-4-0	7-4-1	3-17-2
2002-03	1-1-1	3-6-2	1-5-0	7-9-3	3-7-1	4-4-2	5-13-4
2003-04	0-1-3	3-6-2	3-5-0	4-8-6	5-3-0	5-6-0	8-10-4
2005-06	4-0-0	5-4-2	4-2-3	5-4-3	6-6-1	7-6-0	5-11-2
2006-07	0-1-2	1-2-1	6-8-4	5-3-1	7-8-2	6-1-1	10-8-5
2007-08	3-3-1	2-1-0	6-3-2	5-6-2	7-6-3	8-4-0	7-12-1
2008-09	5-3-1	2-2-2	10-3-1	2-3-1	10-7-1	3-4-3	9-8-2
TOTALS	43-31-18-6	41-51-12-10	51-58-15-13	85-111-31-15	74-68-16-10	64-63-21-11	114-130-29-16

All-Time Panthers Record by Division

SEASON	SOUTHEAST	ATLANTIC	NORTHEAST	CENTRAL	PACIFIC	NORTHWEST	OVERALL
1993-94	NA	13-11-6	11-12-5	2-9-3	7-2-3	NA	33-34-17
1994-95	NA	7-13-4	13-9-2	NA	NA	NA	20-22-6
1995-96	NA	18-10-4	11-12-1	5-5-2	7-4-3	NA	41-31-10
1996-97	NA	13-10-9	10-10-4	6-3-3	6-5-3	NA	35-28-19
1997-98	NA	12-14-6	10-12-2	2-9-1	0-8-6	NA	24-43-15
1998-99	6-4-5	8-11-3	8-10-3	4-2-2	2-4-3	2-3-2	30-34-18
1999-00	10-4-3-3	10-9-0-1	11-7-0-1	2-3-2-0	6-3-0-0	4-1-1-1	43-27-6-6
2000-01	5-10-3-2	4-13-1-2	7-9-3-1	2-3-2-1	3-1-1-2	1-2-3-1	22-38-13-9
2001-02	5-10-3-2	5-10-3-2	6-12-1-1	1-4-1-1	4-4-0-0	1-4-2-0	22-44-10-6
2002-03	7-7-3-3	7-8-3-2	6-9-3-2	0-3-2-2	2-3-2-0	2-6-0-0	24-36-13-9
2003-04	8-10-5-1	8-9-2-1	8-6-5-1	1-2-2-1	3-4-0-0	0-4-1-0	28-35-15-4
2005-06	18-11-3	7-9-4	8-9-3	4-0-1	0-5-0	NA	37-34-11
2006-07	13-14-5	10-5-5	10-7-3	NA	2-3-0	0-2-3	35-31-16
2007-08	16-14-2	11-9-0	7-9-4	3-2-0	NA	1-1-3	38-35-9
2008-09	13-7-4	10-6-4	10-8-2	2-4-1	3-3-0	3-2-0	41-30-11
TOTALS	102-91-22-25	143-147-41-21	136-141-29-18	34-49-20-7	45-49-21-2	14-25-9-8	473-502-142-81

PANTHERS ALL-TIME RECORDS (CONT.)

All-Time Panthers Record by Conference

SEASON	EASTERN	WESTERN	OVERALL
1993-94	24-23-11	9-11-6	33-34-17
1993-94	24-23-11	9-11-6	33-34-17
1994-95	20-22-6	NA	20-22-6
1995-96	29-22-5	12-9-5	41-31-10
1996-97	23-20-13	12-8-6	35-28-19
1997-98	22-26-8	2-17-7	24-43-15
1998-99	22-25-11	8-9-7	30-34-18
1999-00	31-20-3-5	12-7-3-1	43-27-6-6
2000-01	16-32-7-5	6-6-6-4	22-38-13-9
2001-02	16-32-7-5	6-12-3-1	22-44-10-6
2002-03	20-24-9-7	4-12-4-2	24-36-13-9
2003-04	24-25-12-3	4-10-3-1	28-35-15-4
2005-06	33-29-10	4-5-1	37-34-11
2006-07	33-26-13	2-5-3	35-31-16
2007-08	34-32-6	4-3-3	38-35-9
2008-09	33-21-10	8-9-1	41-30-11
TOTALS	380-379-113-64	93-123-50-17	473-502-142-81

Season-by-Season Streaks

SEASON	LONG WIN STREAK	LONG LOSING STREAK	LONG UNBEATEN	LONG WINLESS
1993-94	4 Games (1/15 - 1/24)	5 Games (2/24 - 3/4)	9 Games (1/8 - 1/30)	8 Games (3/28 - 4/12)
1994-95	3 Games (three times)	4 Games (2/17 - 2/23)	3 Games (six times)	4 Games (three times)
1995-96	7 Games (11/2 - 11/14)	5 Games (3/2 - 3/11)	8 Games (11/2 - 11/16)	9 Games (2/24 - 3/13)
1996-97	4 Games (twice)	4 Games (3/1 - 3/9)	12 Games (10/5 - 10/30)	6 Games (twice)
1997-98	3 Games (three times)	13 Games (2/7 - 3/23)	6 Games (12/26 - 1/4)	15 Games (2/1 - 3/23)
1998-99	3 Games (4/12 - 4/17)	7 Games (3/31 - 4/10)	5 Games (1/5 - 1/13)	8 Games (3/28 - 4/10)
1999-00	5 Games (1/8 - 1/17)	3 Games (2/19 - 2/23)	5 Games (1/8 - 1/17)	3 Games (twice)
2000-01	4 Games (2/10 - 2/19)	6 Games (2/21 - 3/2)	4 Games (twice)	9 Games (2/21 - 3/9)
2001-02	2 Games (3 times)	7 Games (2/9 - 3/5)	4 Games (3/8 - 3/15)	7 Games (2/9 - 3/5)
2002-03	3 Games (2/18 - 2/22)	5 Games (twice)	4 Games (3 times)	8 Games (11/11 - 11/24)
2003-04	3 Games (twice)	5 Games (3/19 - 3/27)	5 Games (2/18 - 2/25)	6 Games (11/26 - 12/10)
2005-06	7 Games (3/17 - 3/29)	10 Games (11/1 - 11/23)	7 Games (3/17 - 3/29)	10 Games (11/1 - 11/23)
2006-07	4 Games (2/24 - 3/3)	6 Games (11/22 - 12/2)	4 Games (2/24 - 3/3)	6 Games (11/22 - 12/2)
2007-08	7 Games (3/2 - 3/16)	4 Games (11/7 - 11/13)	7 Games (3/2 - 3/16)	4 Games (11/7 - 11/13)
2008-09	3 Games (four times)	6 Games (10/25 - 11/8)	3 Games (four times)	6 Games (10/25 - 11/8)

ALL-TIME SPECIAL TEAMS

Power Play

SEASON	GAMES	ADV	PPGF	PCT.	RANK
1993-94	84	409	65	15.9	21/26
1994-95	48	222	29	13.1	24/26
1995-96	82	468	81	17.3	16/26
1996-97	82	352	50	14.2	21/26
1997-98	82	409	55	13.4	17/26
1998-99	82	380	51	13.4	22/27
1999-00	82	338	58	17.2	8/28
2000-01	82	353	46	13.0	27/30
2001-02	82	341	50	14.7	T-19/30
2002-03	82	347	49	14.1	24/30
2003-04	82	310	52	16.8	12/30
2005-06	82	411	63	15.3	24/30
2006-07	82	337	61	18.1	12/30
2007-08	82	313	60	19.2	6/30
2008-09	82	308	51	16.6	24/30

Penalty-Killing

SEASON	GAMES	TSH	PPGA	PCT.	RANK
1993-94	84	396	69	82.6	T-8/26
1994-95	48	191	32	83.2	12/26
1995-96	82	370	63	83.0	T-9/26
1996-97	82	346	50	85.5	7/26
1997-98	82	403	82	79.7	26/26
1998-99	82	370	67	81.9	22/27
1999-00	82	323	47	85.4	10/28
2000-01	82	398	64	83.9	T-14/30
2001-02	82	393	76	80.7	29/30
2002-03	82	356	66	81.5	26/30
2003-04	82	374	51	86.4	2/30
2005-06	82	514	91	82.3	14/30
2006-07	82	443	78	82.4	16/30
2007-08	82	374	66	82.4	16/30
2008-09	82	311	54	82.6	9/30

Penalty Minutes

SEASON	GAMES	MINUTES	AVG.	RANK
1993-94	84	1620	19.3	6/26
1994-95	48	770	16.0	T-5/26
1995-96	82	1494	18.2	5/26
1996-97	82	1628	19.9	17/26
1997-98	82	1676	20.4	17/26
1998-99	82	1522	18.6	23/27
1999-00	82	1329	16.2	23/28
2000-01	82	1509	18.4	28/30
2001-02	82	1994	24.3	30/30
2002-03	82	1127	13.7	10/30
2003-04	82	1192	14.5	12/30
2005-06	82	1255	15.6	14/30
2006-07	82	1181	14.4	15/30
2007-08	82	1002	12.5	7/30
2008-09	82	900	11.0	4/30

Short-Handed Goals

SEASON	GAMES	FOR	AGAINST
1993-94	84	8 (T-17/26)	15 (22/26)
1994-95	48	1 (T-24/26)	6 (T-14/26)
1995-96	82	11 (T-12/26)	12 (T-14/26)
1996-97	82	5 (T-23/26)	17 (25/26)
1997-98	82	12 (T-7/26)	16 (T-23/26)
1998-99	82	12 (T-3/27)	11 (T-23/27)
1999-00	82	2 (27/28)	8 (T-14/28)
2000-01	82	8 (T-17/30)	13 (T-26/30)
2001-02	82	8 (T-10/30)	7 (T-12/30)
2002-03	82	7 (T-19/30)	9 (T-20/30)
2003-04	82	7 (T-14/30)	12 (25/30)
2005-06	82	5 (T-27/30)	12 (T-19/30)
2006-07	82	5 (T-24/30)	6 (T-6/30)
2007-08	82	4 (T-24/30)	3 (T-1/30)
2008-09	82	7 (T-16/30)	9 (T-20/30)

ALL-TIME ALL-STARS

Panthers in the All-Star Game

YEAR	REPRESENTATIVE (STATS)	SITE
1994	Bob Kudelski (2-0-2), John Vanbiesbrouck (Win, 6 Saves/8 Shots)	New York City
1995	-No Game-	
1996	Doug MacLean (Coach, Win), Scott Mellanby (0-0-0) John Vanbiesbrouck (No Decision, 4 Saves/7 Shots)	Boston
1997	Doug MacLean (Coach, Win), Robert Svehla (0-2-2), John Vanbiesbrouck (No Decision, 10 Saves/12 Shots)	San Jose
1998	-None-	Vancouver
1999	Viktor Kozlov (Did Not Play - Shoulder Injury)	Tampa Bay
2000	Pavel Bure (3-1-4, MVP), Viktor Kozlov (0-3-3), Ray Whitney (1-1-2)	Toronto
2001	Pavel Bure (0-2-2)	Denver
2002	Sandis Ozolinsh (0-1-1)	Los Angeles
2003	Olli Jokinen (1-3-4)	Sunrise
2004	Roberto Luongo (No Decision, 8 Saves/9 Shots, SuperSkills Goalie Champion)	St. Paul
2006	-No Game (Olympics)	
2007	Jay Bouwmeester (0-0-0)	Dallas
2008	Tomas Vokoun (No Decision, 18 Saves/20 Shots)	Atlanta
2009	Jay Bouwmeester (1-2-3)	Montreal

Panthers in the YoungStars Game

YEAR	REPRESENTATIVE (STATS)	SITE
2002	Roberto Luongo (W, 37 saves), Kristian Huselius (2-0-2)	Los Angeles
2003	Stephen Weiss (1-1-2), Jay Bouwmeester (0-1-1), Niklas Hagman (0-0-0)	Sunrise
2004	-None-	St. Paul
2006	-No Game (Olympics)	
2007	-None-	Dallas
2008	-None-	Atlanta
2009	Michael Frolik (0-0-0)	Montreal

PANTHERS CAREER GOALTENDING

GOALTENDERS	GP	MINS	W	L	T	GA	SOG	SO	GAA	SV%
Anderson, Craig	53	2788	24	14	0	117	1628	5	2.52	.928
Auld, Alex	27	1471	7	13	0	82	729	1	3.34	.888
Belfour, Ed	58	3289	27	17	0	152	1550	1	2.77	.902
Burke, Sean	66	3820	23	29	14	169	1832	3	2.65	.908
Fitzpatrick, Mark	119	6528	43	42	22	295	3051	4	2.71	.903
Flaherty, Wade	4	245	2	1	1	12	148	0	2.94	.919
Hurme, Jani	28	1376	4	11	6	66	707	1	2.88	.907
Kidd, Trevor	103	5611	28	50	13	289	2883	3	3.09	.900
Luongo, Roberto	317	17842	108	154	32	796	9960	26	2.68	.920
McLean, Kirk	37	2003	13	12	5	95	934	2	2.85	.898
McLennan, Jamie	17	677	2	4	0	34	360	0	3.01	.906
Reddick, Eldon	2	80	0	1	0	8	45	0	6.00	.822
Shields, Steve	16	732	3	6	1	42	346	0	3.44	.879
Shtalenkov, Mikhail	15	882	8	4	2	34	369	0	2.31	.908
Shulmistra, Rich	1	60	1	0	0	1	21	0	1.00	.952
Vanbiesbrouck, John	268	15502	106	108	43	666	7605	13	2.58	.912
Vernon, Mike	34	2019	18	13	2	83	1020	1	2.47	.919
Vokoun, Tomas	128	7354	56	52	-	318	4068	10	2.59	.922
Weekes, Kevin	11	485	0	5	1	32	247	0	3.96	.870

PANTHERS CAREER SCORING

NAME	GP	G	A	PTS	PIM
Olli Jokinen	567	188	231	419	597
Scott Mellanby.....	552	157	197	354	953
Viktor Kozlov.....	414	101	190	291	118
Robert Svehla.....	573	61	229	290	603
Rob Niedermayer.....	518	101	165	266	435
Pavel Bure.....	223	152	99	251	134
Nathan Horton.....	357	122	116	238	340
Ray Whitney.....	273	97	130	227	109
Stephen Weiss.....	401	75	149	224	139
Radek Dvorak.....	484	92	123	215	176
Jay Bouwmeester.....	471	53	150	203	329
Bill Lindsay.....	506	67	98	165	609
Gord Murphy.....	410	42	100	142	238
Jozef Stumpel.....	199	45	84	129	58
Kristian Huselius.....	257	58	69	127	62
Marcus Nilson.....	327	48	78	126	193
Ray Sheppard.....	190	61	60	121	33
Tom Fitzgerald.....	353	54	67	121	281
Stu Barnes.....	191	49	72	121	94
Johan Garpenlov.....	265	47	74	121	133
Jesse Belanger.....	180	49	68	117	44
David Booth.....	193	56	54	110	76
Dave Lowry.....	272	50	60	110	178
Mike Van Ryn.....	257	25	80	105	220
Jody Hull.....	281	56	44	100	49
Brian Skrudland.....	256	32	67	99	401
Valeri Bure.....	132	33	56	89	42
Martin Gelinas.....	164	31	54	85	116
Ed Jovanovski.....	253	29	54	83	549
Mark Parrish.....	154	50	31	81	64
Niklas Hagman.....	263	30	50	80	52
Mike Hough.....	259	27	52	79	185
Chris Gratton.....	157	30	44	74	198
Ivan Novoseltsev.....	217	29	44	73	106
Paul Laus.....	530	14	58	72	1702
Gary Roberts.....	108	27	42	69	122
Gregory Campbell.....	303	27	41	68	259
Bret Hedican.....	202	17	48	65	169
Joe Nieuwendyk.....	80	31	33	64	50
Dave Gagner.....	114	24	38	62	94
Richard Zednik.....	124	32	27	59	89
Brett McLean.....	147	21	35	56	63
Ruslan Salei.....	147	9	46	55	177
Sandis Ozolinsh.....	88	17	38	55	64
Andrei Lomakin.....	107	20	34	54	32
Jaroslav Spacek.....	157	15	39	54	89
Oleg Khvasha.....	146	17	33	50	79
Cory Stillman.....	63	17	32	49	37
Kirk Muller.....	162	13	34	47	107
Jason Woolley.....	89	10	37	47	52
Terry Carkner.....	279	6	40	46	293
Kamil Krepis.....	156	13	33	46	53
Michael Frolík.....	79	21	24	45	22
Mike Sillinger.....	68	17	25	42	60
Peter Worrell.....	342	16	26	42	1375
Bryan Allen.....	157	6	36	42	179
Bob Kudelski.....	83	20	19	39	12
Dan Boyle.....	129	10	29	39	50
Bryan McCabe.....	69	15	24	39	41
Steve Montador.....	196	10	28	38	260
Dave Nemirowsky.....	91	16	22	38	42
Brian Benning.....	97	7	31	38	125
Martin Straka.....	67	9	26	35	18
Keith Ballard.....	82	6	28	34	72
Len Barrie.....	76	9	24	33	141
Jason Wiemer.....	70	11	20	31	178
Matt Cullen.....	86	12	19	31	46
Ryan Johnson.....	164	8	22	30	50
Steve Washburn.....	81	14	15	29	40
Per Gustafsson.....	58	7	22	29	22
Brad Ference.....	167	4	24	28	432
Rhett Warrener.....	217	4	23	27	297
Denis Shvidki.....	76	11	14	25	30
Byron Ritchie.....	111	10	15	25	137
Chris Wells.....	141	7	18	25	134
Greg Adams.....	60	11	12	23	10
Dino Ciccarelli.....	42	11	12	23	55
Jassen Cullimore.....	133	5	18	23	75
Lukas Krajcek.....	90	3	20	23	62
Joel Kwiatkowski.....	114	9	13	22	106
Mathieu Biron.....	91	4	18	22	65
Geoff Smith.....	137	6	16	22	82
Kevyn Adams.....	56	7	14	21	30
Nick Boynton.....	68	5	16	21	91
Mike Wilson.....	83	4	17	21	60
Anders Eriksson.....	60	0	21	21	28
Jaroslav Bednar.....	65	6	14	20	18
Sean Hill.....	78	2	18	20	80
Pavel Trnka.....	89	3	16	19	75
Andreas Lilja.....	135	7	12	19	146
Karlis Skrastins.....	97	5	14	19	42
Magnus Svensson.....	46	4	14	18	31
Jon Sim.....	33	10	8	18	26
Cory Murphy.....	47	2	15	17	22
Branislav Mezei.....	174	4	13	17	246
Cam Stewart.....	65	9	7	16	30
Vaclav Prospal.....	34	4	12	16	10
Greg Hawgood.....	33	2	14	16	9
Lyle Odelein.....	82	4	12	16	88
Donald Audette.....	28	6	7	13	22
Lance Pitlick.....	165	5	8	13	98
Brent Severyn.....	76	5	8	13	193
Ivan Majesky.....	82	4	8	12	92
Serge Payer.....	114	7	5	12	47
Anthony Stewart.....	105	4	8	12	38
Keith Brown.....	64	4	8	12	62
Scott Levins.....	29	5	6	11	69
Igor Larionov.....	26	5	6	11	10
Eric Beaudoin.....	53	3	8	11	41
Lance Ward.....	134	4	7	11	254
Todd Simpson.....	107	2	9	11	276
Joe Cirella.....	83	1	10	11	120
Jeff Norton.....	51	0	11	11	28
Magnus Johansson.....	27	0	10	10	14
Alexander Godnyuk.....	26	0	10	10	35
Mikael Samuelsson.....	37	3	6	9	35
Mike Foligno.....	39	4	5	9	49
Alex Hicks.....	59	1	8	9	62
Esa Tikkanen.....	28	1	8	9	16
Pierre Dagenais.....	35	7	1	8	8
Stephane Matteau.....	52	4	4	8	27
Randy Gilhen.....	20	4	4	8	16
Evgeny Davydov.....	21	2	6	8	8
John Vanbiesbrouck.....	268	0	8	8	68
Todd Bertuzzi.....	7	1	6	7	13
Alexi Semenov.....	39	1	6	7	49
Filip Kubla.....	18	1	6	7	2
Dmitry Yushkevich.....	23	1	6	7	14
Vaclav Nedorost.....	32	4	3	7	12
Darren Van Impe.....	36	1	6	7	31
Roberto Luongo.....	242	0	7	7	10
Tomas Vokoun.....	128	0	7	7	6
Igor Ulanov.....	70	1	5	6	50
Nick Tarnasky.....	34	1	5	6	33

PANTHERS CAREER SCORING (CONT.)

Joey Tetarenko.....	69	4	1	5	171
Jeff Toms.....	8	2	2	4	4
Christian Berglund.....	10	3	1	4	10
Darcy Hordichuk.....	60	3	1	4	173
Sean Burke.....	66	0	4	4	29
Shawn Matthias.....	20	2	2	4	4
Drew Larman.....	22	2	1	3	4
Ric Jackman.....	22	2	1	3	16
Gilbert Dionne.....	5	1	2	3	0
Brett Harkins.....	8	0	3	3	6
Gaetan Duchesne.....	13	1	2	3	0
Brad Smyth.....	15	2	1	3	6
Janis Sprukts.....	15	1	2	3	2
Randy Moller.....	17	0	3	3	16
Eric Messier.....	21	0	3	3	16
Craig MacDonald.....	34	0	3	3	25
Mike Vernon.....	34	0	3	3	2
John Jakopin.....	82	1	2	3	92
Mark Fitzpatrick.....	119	0	3	3	31
Tanner Glass.....	44	1	1	2	46
Ed Belfour.....	58	0	2	2	10
Rob Globke.....	46	1	1	2	8
Patrick Lebeau.....	4	1	1	2	4
Yan Golubovskiy.....	6	0	2	2	2
Michal Repik.....	5	2	0	2	2
Peter Andersson.....	8	1	1	2	0
Craig Anderson.....	53	0	2	2	4
Ryan Jardine.....	8	0	2	2	2
Jason Podollan.....	19	1	1	2	4
Brad Norton.....	22	0	2	2	45
Peter Ratchuk.....	32	1	1	2	10
Dallas Eakins.....	41	0	2	2	79
Trevor Kidd.....	103	0	2	2	6
Alex Auld.....	27	0	1	1	2
Steve Eminger.....	9	1	0	1	6
Noah Welch.....	6	1	0	1	9
Martin Lojek.....	5	0	1	1	0
Jamie Leach.....	2	1	0	1	0
Lee Goren.....	2	0	1	1	0
Kamil Piros.....	3	1	0	1	0
Stephane J.G. Richer.....	3	0	1	1	2
Jeff Greenlaw.....	4	0	1	1	2
Josh Olson.....	5	1	0	1	0
Andrej Podkonicky.....	6	1	0	1	2
Jeff Ware.....	6	0	1	1	6
Igor Kravchuk.....	7	0	1	1	4

Mike Green.....	11	0	1	1	2
Greg Smyth.....	12	1	0	1	37
Greg Jacina.....	14	0	1	1	6
Mikhail Yakubov.....	13	0	1	1	4
David Brine.....	9	0	1	1	4
Kirk McLean.....	37	0	0	0	2
Jani Hurme.....	28	0	0	0	2
Wade Belak.....	32	0	0	0	37
Stefan Meyer.....	4	0	0	0	0
Steve Shields.....	16	0	0	0	6
Mikhail Shtalenkov.....	15	0	0	0	2
Dwayne Hay.....	15	0	0	0	2
Nick Smith.....	15	0	0	0	0
Kevin Weekes.....	11	0	0	0	0
Rocky Thompson.....	10	0	0	0	31
Jeff Daniels.....	10	0	0	0	0
Kyle Rossiter.....	9	0	0	0	9
Jamie Allison.....	7	0	0	0	11
Garth Murray.....	6	0	0	0	19
Ty Jones.....	6	0	0	0	7
Craig Ferguson.....	6	0	0	0	0
David Emma.....	6	0	0	0	0
Herbert Vasiljevs.....	5	0	0	0	2
Dave Tomlinson.....	5	0	0	0	0
Craig Fisher.....	4	0	0	0	0
Jamie Linden.....	4	0	0	0	17
Eric Boguniecki.....	4	0	0	0	2
David Morisset.....	4	0	0	0	5
Wade Flaherty.....	4	0	0	0	0
Grant McNeill.....	3	0	0	0	5
Mike Casselman.....	3	0	0	0	0
Matt Herr.....	3	0	0	0	0
Kenndal McArdle.....	3	0	0	0	2
Chris Allen.....	2	0	0	0	2
Kristian Kudroc.....	2	0	0	0	2
Eldon Reddick.....	2	0	0	0	0
Doug Barault.....	2	0	0	0	0
Dave Duerden.....	2	0	0	0	0
Viacheslav Butsayev.....	1	0	0	0	2
Jason Garrison.....	1	0	0	0	0
Jamie Rivers.....	1	0	0	0	2
Craig Martin.....	1	0	0	0	5
Jim Campbell.....	1	0	0	0	0
Paul Brousseau.....	1	0	0	0	0
Rich Shulmistra.....	1	0	0	0	0

TEAM RECORDS: PERIOD

Most...

GOALS – 6 – (2nd pd.) vs. Boston (4/5/00)

GOALS AGAINST – 6 – (Three times) MR: (3rd per) at Carolina (1/11/07)

GOALS BOTH TEAMS – 7 – (Five times) MR: (2nd per.) at Ottawa (2/7/08)

PENALTY MINUTES – 120 – (3rd pd.) vs. Philadelphia (10/13/01)

PENALTY MINUTES BY OPPONENT – 89 – (3rd per.) at Pittsburgh (2/6/03)

PENALTY MINUTES BY BOTH TEAMS – 196 – (3rd per.) vs. Philadelphia (10/13/01)

SHOTS ON GOAL AT HOME – 28 – (2nd per.) vs. Washington (10/20/05)

SHOTS ON GOAL ON ROAD – 22 – (3rd per.) at Atlanta (12/26/01)

SHOTS AGAINST AT HOME – 28 – (1st per.) vs. NY Islanders (3/17/04)

SHOTS AGAINST ON ROAD – 29 – (2nd per.) at NY Islanders (3/2/08)

POWER-PLAY GOALS – 4 – (1st per.) vs. Ottawa (12/9/98)

POWER-PLAY GOALS AGAINST – 3 – (2nd per.) at Vancouver (1/3/96) and (3rd per.) at Montreal (3/9/98)

SHORT-HANDED GOALS – 2 – (2nd per.) at Pittsburgh (10/4/97) and (1st per.) at NY Rangers (12/12/97)

SHORT-HANDED GOALS AGAINST – 2 – (2nd per.) at Buffalo (3/19/98), (2nd per.) at NY Islanders (3/19/97), (2nd per.) vs. Philadelphia (11/2/93) and (1st per.) vs. Winnipeg (10/26/93)

Fewest...

SHOTS ON GOAL – 0 – (six times) MR: (3rd.) vs. Washington (3/17/09)

SHOTS ON GOAL AGAINST – 0 – (2nd per.) at Edmonton (10/20/01) and (1st per.) vs. Los Angeles (10/28/97)

Fastest...

OPENING GOAL – :10 – Johan Garpenlov at Colorado (10/17/96)

OPENING GOAL AGAINST – :10 – Mike Knuble vs. Boston (2/14/03)

OPENING GOAL, HOME – :15 – Mike Hough vs. Pittsburgh (3/28/96)

OPENING GOAL AGAINST, HOME – :10 – Mike Knuble vs. Boston (2/14/03)

GOAL FROM START OF PERIOD – :10 – (twice) MR: Nathan Horton (2nd per.) at Toronto (2/5/08)

GOAL FROM START OF PERIOD AGAINST – :09 – Ruslan Fedotenko (2nd pd.) vs. Tampa Bay (3/20/06)

OVERTIME GOAL – :22 – Nathan Horton at Boston (3/4/08)

OVERTIME GOAL AGAINST – :17 – Vincent Lecavalier vs. Tampa Bay (4/14/02)

TWO GOALS SCORED BY ONE PLAYER – :07 – Viktor Kozlov (2nd pd.) vs. Montreal (2/10/04)

TWO GOALS AGAINST BY ONE PLAYER – :17 – Mike Knuble (1st pd.) vs. Boston (2/14/03)

TWO GOALS – :07 – Viktor Kozlov, 1:43 and 1:50 (2nd pd.) vs. Montreal (2/10/04)

TWO GOALS AGAINST – :12 – Chris Drury (8:46) and Ryan Callahan (8:58) at NY Rangers (10/4/07)

THREE GOALS – 1:17 – Viktor Kozlov, 18:09, Mark Parrish, 18:29 and Pavel Bure, 19:26 (3rd pd.) vs. Los Angeles (10/6/99)

THREE GOALS AGAINST – 1:00 – Kevin Lowe, 16:52, Tony Amonte, 17:12 and Adam Graves, 17:52 (2nd pd.) vs. NY Rangers (11/16/93)

TEAM RECORDS: GAME

Most...

DECISIVE WIN AT HOME – 6-0 – (Three times) MR: vs. Anaheim (11/21/01)

DECISIVE WIN ON ROAD – 8-0 – at Toronto (2/5/08)

DECISIVE SHUTOUT WIN AT HOME – 6-0 – (Two times), vs. Anaheim (11/21/01), vs. Hartford (10/12/96)

DECISIVE SHUTOUT WIN ON ROAD – 8-0 – at Toronto (2/5/08)

DECISIVE LOSS AT HOME – 7-0 – vs. Los Angeles (2/3/07)

DECISIVE LOSS ON ROAD – 12-2 – at Washington (1/11/03)

DECISIVE SHUTOUT LOSS AT HOME – 7-0 – vs. Los Angeles (2/03/07)

DECISIVE SHUTOUT LOSS ON ROAD – 6-0 – (Two times), at San Jose (1/5/02), at Minnesota (11/29/01)

GOALS – 10 – vs. Boston (11/26/97), 10-5 (W)

GOALS AT HOME – 10 – vs. Boston (11/26/97), 10-5 (W)

GOALS ON ROAD – 8 – at Toronto (2/5/08), 8-0 (W) and at Tampa Bay (2/28/06), 8-2 (W)

GOALS BOTH TEAMS – 15 – vs. Boston (11/26/97), 10-5 (W)

GOALS AGAINST – 12 – at Washington (1/11/03), 12-2 (L)

GOALS AGAINST AT HOME – 8 – vs. Chicago (3/15/98), 8-4 (L)

GOALS AGAINST ON ROAD – 12 – at Washington (1/11/03), 12-2 (L)

ASSISTS – 16 – vs. Boston (11/26/97), 10-5 (W)

SCORING POINTS – 26 – vs. Boston (11/26/97), 10-5 (W)

PENALTY MINUTES – 128 – vs. Philadelphia (10/13/01), 5-2 (L)

PENALTY MINUTES BY OPPONENT – 101 – at Pittsburgh (2/6/03), 6-0 (W)

PENALTY MINUTES BY BOTH TEAMS – 214 – vs. Philadelphia (10/13/01), FLA-128, PHI-86, 5-2 (L)

PENALTIES – 24 – (128 PIM) vs. Philadelphia (10/13/01), 5-2 (L)

PENALTIES BY OPPONENT – 22 – (Two times), (101 PIM) at Pittsburgh (2/6/03), 6-0 (W) and (83 PIM) at Tampa Bay (3/21/98), 5-1 (L)

POWER-PLAY GOALS – 5 – vs. Ottawa (12/9/98), 6-5 (W) and vs. NY Rangers (10/25/96), 6-4 (W)

POWER-PLAY GOALS AGAINST – 5 – (Three times), MR: vs. Atlanta (10/23/06)

POWER-PLAY OPPORTUNITIES – 11 – (Four times) MR: vs. NY Islanders (10/10/05)

POWER-PLAY OPPORTUNITIES, OPPONENT – 12 – at Chicago (10/30/02), 4-1 (L) (1 of 12)

SHORT-HANDED GOALS – 2 – (Five times) MR: at Atlanta (11/19/02), 4-3 (OTL)

SHORT-HANDED GOALS AGAINST – 3 – at Ottawa (11/18/00), 5-2 (L) and at Buffalo (3/19/98), 6-1 (L)

SHOTS ON GOAL – 55 – at Washington (12/18/05)

SHOTS ON GOAL AT HOME – 54 – vs. Washington (1/13/07), 7-3 (W)

SHOTS ON GOAL ON ROAD – 55 – at Washington (12/18/05)

SHOTS ON GOAL BOTH TEAMS – 98 – vs. Washington (4/15/06)

SHOTS AGAINST – 60 – vs. Detroit (2/27/02), 3-2 (OTL)

SHOTS AGAINST AT HOME – 60 – vs. Detroit (2/27/02), 3-2 (OTL)

SHOTS AGAINST ON ROAD – 55 – at Washington (12/18/05)

Fewest...

PENALTY MINUTES – 0 – at Tampa Bay (4/6/07), 7-2 (W) and vs. New Jersey (1/26/00), 3-2 (L), vs. Carolina (1/8/09), 4-2 (W)

PENALTY MINUTES BY AN OPPONENT – 0 – at Carolina (4/4/08), 4-3 (W), vs. Carolina (11/24/08), 3-2 (W)

PENALTY MINUTES BY BOTH TEAMS – 2 – vs. New Jersey (1/26/00), 3-2 (L)

SHOTS ON GOAL – 11 – at Ottawa (4/12/99), 2-0 (W), at Washington (11/3/95), 3-2 (W)

SHOTS ON GOAL AT HOME – 14 – (Three times) MR: vs. Washington (12/4/99)

SHOTS ON GOAL ON ROAD – 11 – (Two times), at Ottawa (4/12/99), 2-0 (W), at Washington (11/3/95), 3-2 (W)

SHOTS ON GOAL BOTH TEAMS – 34 – vs. Ottawa, FL-17, OTT-17 (1/22/03), 2-1 (L)

SHOTS AGAINST – 12 – vs. Los Angeles (10/28/97), 2-2 (T)

SHOTS AGAINST AT HOME – 12 – vs. Los Angeles (10/28/97), 2-2 (T)

SHOTS AGAINST ON ROAD – 14 – at Hartford (1/28/95), 2-1 (W)

TEAM RECORDS: SEASON

Most...

GOALS - 254 (1995-96)

ASSISTS - 435 (1995-96)

POINTS (GOALS/ASSISTS) - 689 (1995-96)

PENALTY MINUTES - 1994 (30th NHL), 82 GP, 24.3 Avg. (2001-02)

GOALS AT HOME - 137 (1995-96)

GOALS ON ROAD - 118 (1993-94 and 2008-09)

GOALS AGAINST - 256 (1997-98)

GOALS AGAINST AT HOME - 135 (1997-98)

GOALS AGAINST ON ROAD - 137 (1995-96)

POINTS IN STANDINGS - 98 (1999-00)

POINTS IN STANDINGS AT HOME - 58 (1999-00)

POINTS IN STANDINGS ON ROAD - 44 (1993-94)

POWER-PLAY GOALS - 81 (1995-96)

POWER-PLAY GOALS AGAINST - 91 (2005-06)

SHORT-HANDED GOALS - 12 (1997-98 and 1998-99)

SHORT-HANDED GOALS AGAINST - 17 (1996-97)

SHUTOUTS - 9 (2008-09)

SHUTOUTS AT HOME - 6 (2008-09)

SHUTOUTS ON ROAD - 4 (2002-03 and 2007-08)

SHUTOUTS AGAINST - 10 (1998-99, 2001-02, and 2006-07)

SHUTOUTS AGAINST AT HOME - 5 (1998-99 and 2001-02)

SHUTOUTS AGAINST ON ROAD - 7 (2006-07)

WINS - 43 (1999-00)

WINS AT HOME - 26 (1999-00)

WINS ON ROAD - 20 (2007-08)

LOSSES - 44 (2001-02)

LOSSES AT HOME - 24 (1997-98)

LOSSES ON ROAD - 25 (2000-01, 5 in OT)

TIES - 19 (1996-97)

TIES AT HOME - 9 (1993-94)

TIES ON ROAD - 11 (1996-97 and 1998-99)

OVERTIME LOSSES - 16 (2006-07)

Fewest...

GOALS - 115 (1994-95)

ASSISTS - 183 (1994-95)

POINTS (GOALS/ASSISTS) - 298 (1994-95)

PENALTY MINUTES - 770 (5th NHL), 48 GP, 16.0 Avg. (1994-95)

GOALS AT HOME - 60 (1994-95)

GOALS ON ROAD - 55 (1994-95)

GOALS AGAINST - 127 (1994-95)

GOALS AGAINST AT HOME - 60 (1994-95)

GOALS AGAINST ON ROAD - 62 (1994-95)

POINTS IN STANDINGS - 46 (1994-95)

POINTS IN STANDINGS AT HOME - 21 (1994-95)

POINTS IN STANDINGS ON ROAD - 25 (1994-95)

POWER-PLAY GOALS - 29 (1994-95)

POWER-PLAY GOALS AGAINST - 32 (1994-95)

SHORT-HANDED GOALS - 1 (1994-95)

SHORT-HANDED GOALS AGAINST - 6 (1994-95)

SHUTOUTS - 2 (1993-94, 1995-96, 1996-97, 1999-00, 2006-07)

SHUTOUTS AT HOME - 0 (2006-07)

SHUTOUTS ON ROAD - 0 (1995-96 and 1999-00)

SHUTOUTS AGAINST - 1 (1993-94)

SHUTOUTS AGAINST AT HOME - 0 (1993-94 and 1999-00)

SHUTOUTS AGAINST ON ROAD - 1 (1993-94 and 2008-09)

WINS - 20 (1994-95)

WINS AT HOME - 8 (2002-03)

WINS ON ROAD - 10 (2000-01)

LOSSES - 22 (1994-95)

LOSSES AT HOME - 11 (2005-06)

LOSSES ON ROAD - 10 (1994-95)

TIES - 6 (1994-95 and 1999-00)

TIES AT HOME - 3 (1994-95)

TIES ON ROAD - 2 (1999-00)

*1994-95 Records based on 48-game schedule

TEAM RECORDS: STREAKS

Longest...

WIN STREAK - 7 GAMES - (3/2 - 3/16/08), (3/17/06-3/29/06), (11/2-11/14/95)

WIN STREAK AT HOME - 5 GAMES - (11/5-11/14/95), (1/27-2/13/09), (3/6 - 3/16/08), (3/17/06-4/1/06)

WIN STREAK ON ROAD - 5 GAMES - (11/30-12/12/09)

WIN STREAK VS. A SINGLE TEAM - 12 GAMES - vs. Pittsburgh (4/3/02 - 4/7/06)

WIN STREAK AT HOME VS. A SINGLE TEAM - 7 GAMES - vs. Pittsburgh (11/7/01- 4/7/06)

WIN STREAK ON ROAD VS. A SINGLE TEAM - 5 GAMES - at Tampa Bay (11/27/98 - 3/10/00) and at Ottawa (11/11/93 - 10/28/95)

LOSING STREAK - 13 GAMES - (2/7-3/23/98)

LOSING STREAK AT HOME - 6 GAMES - (2/25-3/23/98)

LOSING STREAK ON ROAD - 13 GAMES - (10/27-12/17/05)

LOSING STREAK VS. A SINGLE TEAM - 6 GAMES - vs. NY Rangers (11/3/01 - 3/1/03), vs. Ottawa (11/18/00 - 3/17/02), vs. Chicago (12/30/99 - 10/17/02), vs. New Jersey (4/8/00 - 11/24/01), vs. Washington (1/19/00 - 1/24/01) and vs. Philadelphia (11/2/96 - 12/20/97)

LOSING STREAK AT HOME VS. A SINGLE TEAM - 9 GAMES - vs. New Jersey (10/25/00 - 1/27/06)

LOSING STREAK ON ROAD VS. A SINGLE TEAM - 6 GAMES - at Washington (4/1/99 - 4/5/01) and at Buffalo (2/18/94 - 11/11/96)

TIE STREAK - 3 GAMES - (11/20-11/24/02, 4/6-4/10/02, and 1/5-1/8/99, 2/3-2/7/97)

TIE STREAK AT HOME - 2 GAMES - (12/13-12/18/03, 3/9-3/13/02, 3/21-3/23/94 and 10/17-10/19/93)

TIE STREAK ON ROAD - 3 GAMES - (4/6-4/10/02, 1/5-1/8/99, 4/11-4/18/98, 2/3-2/7/97 and 1/10-1/22/96)

TIE STREAK VS. A SINGLE TEAM - 5 GAMES - vs. San Jose (10/16/96 - 2/15/99)

TIE STREAK AT HOME VS. A SINGLE TEAM - 3 GAMES - vs. NY Islanders (2/4/02 - present), vs. Carolina (12/5/98 - 3/6/99) and vs. San Jose (2/25/97 - 2/15/99)

TIE STREAK ON ROAD VS. A SINGLE TEAM - 3 GAMES - at Atlanta (3/3/01 - 4/10/02), at Vancouver

(1/14/97 - 1/8/99) and at Detroit (2/26/99 - 12/15/07)

CONSECUTIVE GAMES STREAK WITHOUT A TIE - 23 GAMES - (10/30/01 - 12/22/01)

UNBEATEN STREAK - 12 GAMES - 8-0-4 (10/5-10/30/96)

UNBEATEN STREAK AT HOME - 8 GAMES - 7-0-1 (11/5-11/26/95)

UNBEATEN STREAK ON ROAD - 7 GAMES - 5-0-2 (12/7-12/29/93) and 4-0-3 (10/5-10/29/96)

UNBEATEN STREAK VS. A SINGLE TEAM - 11 GAMES - (10-0-1) vs. Ottawa (10/14/93 -3/19/96) and (9-0-2) vs. Tampa Bay (4/18/98 - 4/1/00)

UNBEATEN STREAK AT HOME VS. A SINGLE TEAM - 12 GAMES - (10-0-2) vs. Tampa Bay (1/25/97 - 1/27/01)

UNBEATEN STREAK ON ROAD VS. A SINGLE TEAM - 7 GAMES - (4-0-3) at Philadelphia (4/7/94 - 10/27/96)

WINLESS STREAK -15 GAMES - (0-14-1) from 2/1-3/23/98

WINLESS STREAK AT HOME - 13 GAMES - (0-10-2-1) from 2/5-3/24/03

WINLESS STREAK ON ROAD - 16 GAMES - (0-12-4) from 1/2-3/21/98

WINLESS STREAK VS. A SINGLE TEAM - 11 GAMES - (0-8-5) vs. Detroit (2/16/97 -12/15/05)

WINLESS STREAK AT HOME VS. A SINGLE TEAM - 9 GAMES - (0-8-0) vs. New Jersey (10/25/00 -1/27/06)

WINLESS STREAK ON ROAD VS. A SINGLE TEAM - 14 GAMES - (0-13-1-1) at Carolina (1/24/03 - 2/16/08)

CONSECUTIVE SHUTOUT STREAK - 2 GAMES - 3/2-3/4/08, 12/21-12/23/08, 2/23-2/25/04, 1/15-1/18/03

CONSECUTIVE SHUTOUTS AGAINST STREAK - 3 GAMES - (11/25 - 11/30/06)

CONSECUTIVE GAMES STREAK WITHOUT BEING SHUT OUT - 79 GAMES - (12/2/93 - 2/25/95)

CONSECUTIVE GAMES STREAK WITHOUT SHUTTING OUT OPPONENT - 61 GAMES - (10/24/95 - 3/13/96)

CONSECUTIVE SHUTOUT MINUTES - 182:37 - Roberto Luongo (2/21-2/27/04)

INDIVIDUAL RECORDS: PERIOD

Most...

GOALS – 3 – Pavel Bure (3rd per.) at Phoenix (12/8/99) and (3rd per.) vs. Tampa Bay (1/1/00)

GOALS AGAINST – 3 – Mikael Renberg (3rd per.) at Tampa Bay (3/21/98)

ASSISTS – 3 – Nathan Horton (2nd per.) at Tampa Bay (1/17/09), Ray Whitney (1st per.) at New Jersey (10/30/00) and Scott Mellanby (3rd per.) vs. Toronto (1/13/99)

ASSISTS AGAINST – 3 – Several times. MR: Scott Gomez (2nd per.) vs. New Jersey (3/3/04)

POINTS – 3 – Several times. MR: (1-2-3) Bryan McCabe (3/1/09) at Washington (6-2 W)

POINTS AGAINST – 4 (2-2-4) – Jaromir Jagr (2nd per.) at Washington (1/11/03), Peter Forsberg (3rd per.) vs. Colorado (3/3/99) and Paul Kariya (1st per.) at Anaheim (1/21/98)

POWER-PLAY GOALS – 2 – Several times. MR: Richard Zednik (2/5/08) at Toronto (8-0 W)

POWER-PLAY GOALS AGAINST – 2 – Several times. MR: Mariusz Czerkawski (2nd per.) at NY Islanders (4/9/00)

SHORT-HANDED GOALS – 2 – Radek Dvorak (1st per.) at NY Rangers (12/12/97)

SHORT-HANDED GOALS AGAINST – 2 – Alexei Zhitnik (2nd per.) at Buffalo (3/19/98)

PENALTY MINUTES – 32 – Joey Tetarenko (2nd per.) vs. Atlanta (1/19/02)

PENALTY MINUTES AGAINST – 34 – Darcy Tucker (3rd per.) at Tampa Bay (12/27/99)

SHOTS ON GOAL – 9 – Pavel Bure (1st per.) vs. Pittsburgh (3/16/01)

INDIVIDUAL RECORDS: GAME

Most...

GOALS – 4 – Pavel Bure at Atlanta (2/10/01) and vs. Tampa Bay (1/1/00), and Mark Parrish at Chicago (10/30/98)

GOALS AGAINST – 4 – (Five times) MR: Mats Sundin at Toronto (4/11/06)

ASSISTS – 4 – (Six times) MR: Brett McLean at Toronto (2/5/08)

ASSISTS AGAINST – 5 – Joe Thornton vs. Boston (12/28/01)

POINTS – 6 – Olli Jokinen (2-4-6) vs. NY Islanders (3-17-07)

POINTS AGAINST – 7 – Jaromir Jagr (3-4-7) at Washington (1/11/03)

POWER-PLAY GOALS – 3 – Richard Zednik at Toronto (2/5/08)

POWER-PLAY GOALS AGAINST – 3 – Pascal Rheaume vs. Atlanta (1/19/02)

SHORT-HANDED GOALS – 2 – (Three times) MR: Olli Jokinen at Atlanta (11/19/02)

SHORT-HANDED GOALS AGAINST – 2 – (Three times) MR: Marian Hossa at Ottawa (11/18/00)

SHOTS ON GOAL – 14 – Pavel Bure at Atlanta (2/10/01)

SHOTS AGAINST – 12 – Nelson Emerson vs. Winnipeg (at Hamilton, 2/22/94)

PENALTY MINUTES – 37 – Joey Tetarenko vs. Atlanta (1/19/02)

PENALTY MINUTES BY OPPONENT – 34 – Darcy Tucker at Tampa Bay (12/27/99)

BEST PLUS/MINUS – +6 – Terry Carkner and Robert Svehla vs. Boston (11/26/97)

By Defenseman...

GOALS – 2 – Several times. MR: Bryan McCabe vs. Tampa Bay (11/18/08)

ASSISTS – 3 – Several times. MR: Bryan McCabe at Washington (3/1/09)

POINTS – 4 – Bryan McCabe (1-3-4) at Washington (3/1/09) and Bret Hedican (2-2-4) vs. Toronto (12/29/01)

PENALTY MINUTES – 30 – Paul Laus vs. Washington (1/19/94 and 3/16/95)

INDIVIDUAL RECORDS: SEASON

Most...

GAMES PLAYED – 84 – Bill Lindsay and Gord Murphy (1993-94)

GOALS – 59 – Pavel Bure (2000-01)

ASSISTS – 53 – Viktor Kozlov (1999-00)

POINTS – 94 – Pavel Bure (1999-00)

PENALTY MINUTES – 354 – Peter Worrell (2001-02)

POWER-PLAY GOALS – 19 – Pavel Bure (2000-01) and Scott Mellanby (1995-96)

SHORT-HANDED GOALS – 6 – Tom Fitzgerald (1995-96)

GAME-WINNING GOALS – 14 – Pavel Bure (1999-00)

SHOTS ON GOAL – 384 – Pavel Bure (2000-01)

HAT TRICKS – 4 – Pavel Bure (2000-01 and 1999-00)

GOALS BY A DEFENSEMAN – 15 – Bryan McCabe (2008-09), Jay Bouwmeester (2007-08, 2008-09)

ASSISTS BY A DEFENSEMAN – 49 – Robert Svehla (1995-96)

POINTS BY A DEFENSEMAN – 57 – Robert Svehla (1995-96)

PENALTY MINUTES BY A DEFENSEMAN – 313 – Paul Laus (1996-97)

POWER-PLAY GOALS BY A DEFENSEMAN – 9 – Jay Bouwmeester (2008-09), Gord Murphy (1993-94)

SHORT-HANDED GOALS BY A DEFENSEMAN – 1 – (Five times) MR: Mike Van Ryn (2003-04)

GAME-WINNING GOALS BY A DEFENSEMAN – 4 – Jaroslav Spacek (1999-00)

SHOTS ON GOAL BY A DEFENSEMAN – 182 – Jay Bouwmeester (2007-08 and 2008-09)

GOALS BY A ROOKIE – 82 – Jay Bouwmeester (2002-03)

GOALS BY A ROOKIE – 24 – Mark Parrish (1998-99)

ASSISTS BY A ROOKIE – 33 – Jesse Belanger (1993-94)

POINTS BY A ROOKIE – 50 – Jesse Belanger (1993-94)

PENALTY MINUTES BY A ROOKIE – 258 – Peter Worrell (1998-99)

POWER-PLAY GOALS BY A ROOKIE – 11 – Jesse Belanger (1993-94)

SHORT-HANDED GOALS BY A ROOKIE – 1 – (Six times) MR: Rostislav Olesz (2005-06)

GAME-WINNING GOALS BY A ROOKIE – 5 – Mark Parrish (1998-99)

SHOTS ON GOAL BY A ROOKIE – 169 – Kristian Huselius (2001-02)

INDIVIDUAL RECORDS: STREAKS

Longest...

GAMES PLAYED – 373 – Olli Jokinen (12/27/02 – 4/5/08)

GOAL STREAK – 7 GAMES – Pavel Bure (13 goals from 3/11-3/23/01)

ASSIST STREAK – 7 GAMES – Pavel Bure (9 assists from 12/15-12/27/99)

POINTS STREAK – 13 GAMES – Pavel Bure (12-8-20 from 3/10-4/5/00)

GAME-WINNING GOAL STREAK – 3 GAMES – Pavel Bure (12/15-12/18/99)

GOALTENDING RECORDS

Period...

MOST GOALS ALLOWED – 6 – John Vanbiesbrouck (1st pd.) vs. Chicago (3/15/98) and Sean Burke (3rd pd.) vs. Colorado (3/3/99)

MOST GOALS ALLOWED BY OPPONENT – 5 – John Grahame (2nd pd.) vs. Boston (4/5/00)

MOST SHOTS FACED – 29 – Craig Anderson (2nd pd.) at NY Islanders (3/2/08)

MOST SHOTS FACED BY OPPONENT – 28 – Olaf Kolzig (2nd pd.) vs. Washington (10/28/06)

MOST SAVES – 29 – Craig Anderson (2nd pd.) at NY Islanders (3/2/08)

MOST SAVES BY OPPONENT – 26 – Olaf Kolzig (2nd pd.) vs. Washington (10/18/05)

Game...

MOST GOALS ALLOWED – 8 – Jani Hurme at Washington (1/11/03)

MOST GOALS ALLOWED BY OPPONENT – 7 – (Four times) MR; Jose Theodore vs Washington (4/11/09)

MOST SHOTS FACED – 60 – Roberto Luongo vs. Detroit (2/27/02)

MOST SHOTS FACED BY OPPONENT – 52 – Kelly Hrudey vs. Los Angeles (10/19/93)

MOST SAVES – 57 – Roberto Luongo vs. Detroit (2/27/02)

MOST SAVES BY OPPONENT – 50 – Kelly Hrudey vs. Los Angeles (10/19/93)

MOST PENALTIES – 2 – John Vanbiesbrouck (12 PIM) at Hartford (11/27/93) and Sean Burke (15 PIM) at Buffalo (4/9/99)

MOST PENALTY MINUTES – 15 – Sean Burke at Buffalo (4/9/99)

MOST POINTS – 1 – Several times. MR: Tomas Vokoun (assist) vs Boston (2/21/09)

Season...

MOST WINS – 35 – Roberto Luongo (2005-06)

MOST LOSSES – 34 – Roberto Luongo (2002-03)

MOST TIES – 14 – Roberto Luongo (2003-04) and Sean Burke (1998-99)

MOST SAVES – 2,303 – Roberto Luongo (2003-04)

MOST GAMES PLAYED – 75 – Roberto Luongo (2005-06)

MOST MINUTES PLAYED – 4,304 – Roberto Luongo (2005-06)

MOST SHOTS FACED – 2,488 – Roberto Luongo (2005-06)

LOWEST GAA (MIN. 20 GP) – 2.29 – John Vanbiesbrouck (1996-97)

HIGHEST SAVE PCT. (MIN. 20 GP) – .931 – Roberto Luongo (2003-04)

SHUTOUTS – 7 – Roberto Luongo (2003-04)

PENALTY MINUTES – 38 – John Vanbiesbrouck (1993-94)

ASSISTS/POINTS – 4 – Sean Burke (1998-99)

Streaks...

MOST CONSECUTIVE STARTS BY A GOALTENDER – 27 – Ed Belfour (1/20 - 3/27/07)

MOST CONSECUTIVE GAMES PLAYED – 35 – Roberto Luongo (12/10/05-3/15/06)

LONGEST WIN STREAK – 5 GAMES – (Two times) John Vanbiesbrouck (11/5-11/14/95) and Mike Vernon (3/18-3/31/00)

LONGEST UNBEATEN STREAK – 10 GAMES – (7-0-3) John Vanbiesbrouck (10/5-10/30/96)

LONGEST LOSING STREAK – 8 GAMES – John Vanbiesbrouck (2/7-3/23/98)

LONGEST WINLESS STREAK – 10 GAMES – (0-9-1) John Vanbiesbrouck (2/1-3/23/98)

CONSECUTIVE SCORELESS MINUTES – 182:37 – (over 4 Games) Roberto Luongo (2/21-2/27/04)

ROOKIE RECORDS

Period...

GOALS - 2 - (Six times) MR: Shawn Matthias (2nd pd.) at Washington (1/19/08)

ASSISTS - 2 - Several times. MR: Jaroslav Bednar (2nd pd.) at Los Angeles (1/15/03)

POINTS - 3 - Niklas Hagman (3rd pd.) vs. NY Islanders (2/4/02)

PENALTY MINUTES - 27 - Brad Ference (2nd pd.) vs. Tampa Bay (4/1/00)

POWER-PLAY GOALS - 1 - Several times. MR: Michael Frolik (11/20/08)

SHORT-HANDED GOALS - 1 - (Six times) MR: Rostislav Olesz (3rd pd.) vs. Ottawa (3/8/06)

Game...

GOALS - 4 - Mark Parrish at Chicago (10/30/98)

ASSISTS - 3 - Niklas Hagman at Ottawa (3/28/02) and Jesse Belanger at Los Angeles (12/8/93)

POINTS - 4 - (Two times) Mark Parrish (4-0-4) at Chicago (10/30/98) and Jesse Belanger (2-2-4) vs. Washington (1/19/94)

PENALTY MINUTES - 29 - Brad Ference vs. Tampa Bay (4/1/00)

POWER-PLAY GOALS - 2 - (Three times) MR: Kristian Huselius vs. Atlanta (12/1/01)

SHORT-HANDED GOALS - 1 - (Six times) MR: Rostislav Olesz vs. Ottawa (3/8/06)

Season...

GAMES PLAYED - 82 - Jay Bouwmeester (2002-03)

GOALS - 24 - Mark Parrish (1998-99)

ASSISTS - 33 - Jesse Belanger (1993-94)

POINTS - 50 - Jesse Belanger (1993-94)

PENALTY MINUTES - 258 - Peter Worrell (1997-98)

PLUS/MINUS - +15 - Jaroslav Spacek (1998-99)

POWER-PLAY GOALS - 11 - Jesse Belanger (1993-94)

SHORT-HANDED GOALS - 1 - (Six times) MR: Rostislav Olesz (2005-06)

GAME-WINNING GOALS - 5 - Mark Parrish (1998-99)

SHOTS ON GOAL - 169 - Kristian Huselius (2001-02)

PENALTY SHOT GOALS - 1 - Michael Frolik (2008-09) and Nathan Horton (2003-04)

GAMES PLAYED, DEFENSEMAN - 82 - Jay Bouwmeester (2003-04)

GOALS, DEFENSEMAN - 10 - Ed Jovanovski (1995-96)

ASSISTS, DEFENSEMAN - 12 - (Two times) Jay Bouwmeester (2002-03) and Jaroslav Spacek (1998-99)

POINTS, DEFENSEMAN - 21 - Ed Jovanovski (1995-96)

PENALTY MINUTES, DEFENSEMAN - 137 - Ed Jovanovski (1995-96)

PLUS/MINUS, DEFENSEMAN - +15 - Jaroslav Spacek (1998-99)

Rookie Goaltending Records...

SAVES, GAME - 43 - Roberto Luongo at Ottawa (2/22/01)

GAMES PLAYED, SEASON - 47 - Roberto Luongo (2000-01)

GOALS-AGAINST AVERAGE (MIN. 25 GP) - 2.44 - Roberto Luongo (2000-01)

WINS, SEASON - 12 - Roberto Luongo (2000-01)

LOSSES, SEASON - 24 - Roberto Luongo (2000-01)

TIES, SEASON - 7 - Roberto Luongo (2000-01)

SHUTOUTS, SEASON - 5 - Roberto Luongo (2000-01)

MINUTES PLAYED, SEASON - 2628 - Roberto Luongo (2000-01)

SAVE PERCENTAGE, SEASON (MIN. 25 GP) - .920 - Roberto Luongo (2000-01)

1993-94 FLORIDA PANTHERS

RECORD: 33-34-17 (83 Points)

GENERAL MANAGER: Bob Clarke

COACH: Roger Neilson

EASTERN CONFERENCE FINISH: 9th

ATLANTIC DIVISION FINISH: 5th

CAPTAIN: Brian Skrudland

NO	POS	NAME	OTT	GP	G	A	PTS	PIM	+/-	PP	SH	GW	GT	SHTS	PCTG
22	RW	Bob Kudelski	FLA	42	26	15	41	14	-25	12	0	1	0	127	20.5
			FLA	44	14	15	29	10	-8	5	0	2	1	124	11.3
		Total		86	40	30	70	24	-33	17	0	3	1	251	15.9
27	RW	Scott Mellanby	FLA	80	30	30	60	149	0	17	0	4	1	204	14.7
26	C	*Jesse Belanger	FLA	70	17	33	50	16	-4	11	0	3	1	104	16.3
14	C	Stu Barnes	WPG	18	5	4	9	8	-1	2	0	0	0	24	20.8
			FLA	59	18	20	38	30	5	6	1	3	0	148	12.2
		Total		77	23	24	47	38	4	8	1	3	0	172	13.4
19	LW	Andrei Lokakin	FLA	76	19	28	47	26	1	3	0	2	0	139	13.7
5	D	Gord Murphy	FLA	84	14	29	43	71	-11	9	0	2	3	172	8.1
20	C	Brian Skrudland	FLA	79	15	25	40	136	13	0	2	1	0	110	13.6
10	LW	Dave Lowry	FLA	80	15	22	37	64	-4	3	0	3	1	122	12.3
21	RW	Tom Fitzgerald	FLA	83	18	14	32	54	-3	0	3	1	0	144	12.5
7	D	Brian Benning	FLA	73	6	24	30	107	-7	2	0	0	0	112	5.4
18	LW	Mike Hough	FLA	78	6	23	29	62	3	0	1	1	0	106	5.7
12	RW	Jody Hull	FLA	69	13	13	26	8	6	0	1	5	1	100	13.0
44	C	*Rob Niedermayer	FLA	65	9	17	26	51	-11	3	0	2	0	67	13.4
11	LW	Bill Lindsay	FLA	84	6	6	12	97	-2	0	0	0	0	90	6.7
4	D	Keith Brown	FLA	51	4	8	12	60	11	1	0	0	0	52	7.7
24	D	Brent Severyn	FLA	67	4	7	11	156	-1	1	0	1	0	93	4.3
2	D	Joe Cirella	FLA	63	1	9	10	99	8	0	0	0	0	63	1.6
17	RW	Mike Foligno	TOR	4	0	0	0	4	0	0	0	0	0	3	.0
			FLA	39	4	5	9	49	7	0	0	0	0	32	12.5
		Total		43	4	5	9	53	7	0	0	0	0	35	11.4
25	D	Geoff Smith	EDM	21	0	2	2	12	-10	0	0	0	0	23	.0
			FLA	56	1	5	6	38	-3	0	0	0	0	44	2.3
		Total		77	1	8	9	50	-13	0	0	0	0	67	1.5
23	LW	Jeff Daniels	PIT	63	3	5	8	20	-1	0	0	1	0	46	6.5
			FLA	7	0	0	0	0	0	0	0	0	0	6	.0
		Total		70	3	5	8	20	-1	0	0	1	0	52	5.8
6	D	Peter Andersson	NYR	8	1	1	2	2	-3	0	1	1	0	10	10.0
			FLA	8	1	1	2	0	-5	0	0	0	0	11	9.1
		Total		16	2	2	4	2	-8	0	1	1	0	21	9.5
3	D	*Paul Laus	FLA	39	2	0	2	108	9	0	0	0	0	15	13.3
28	LW	*Patrick Lebeau	FLA	4	1	1	2	4	0	1	0	0	0	4	25.0
30	G	Mark Fitzpatrick	FLA	28	0	2	2	4	0	0	0	0	0	0	.0
9	RW	Jamie Leach	FLA	2	1	0	1	0	-2	0	0	0	0	2	50.0
41	D	Stephane Richer	FLA	2	0	1	1	0	-1	0	0	0	0	3	.0
29	LW	Jeff Greenlaw	FLA	4	0	1	1	2	-1	0	0	0	0	3	.0
8	D	Dallas Eakins	FLA	1	0	0	0	0	0	0	0	0	0	2	.0
15	RW	*Doug Barraud	FLA	2	0	0	0	0	-2	0	0	0	0	0	.0
16	C	*Len Barrie	FLA	2	0	0	0	0	-2	0	0	0	0	0	.0
33	G	Eldon Reddick	FLA	2	0	0	0	0	0	0	0	0	0	0	.0
34	G	John Vanbiesbrouck	FLA	57	0	0	0	38	0	0	0	0	0	0	.0

GOALTENDERS	GP	W	L	T	GAA	MINS	EN	SO	GA	SA	SV%	G	A	PIM
34 John Vanbiesbrouck	57	21	25	11	2.53	3440	4	1	145	1912	.924	0	0	38
30 Mark Fitzpatrick	28	12	8	6	2.73	1603	3	1	73	844	.914	0	2	4
33 Eldon Reddick	2	0	1	0	6.00	80	0	0	8	45	.822	0	0	0
TOTALS	84	33	34	17	2.72	5144	7	2	233	2808	.917	0	2	42

*Indicates Rookie

GAME	DATE	OPPONENT	RESULT	SCORE	RECORD	ATTENDANCE	GAME	DATE	OPPONENT	RESULT	SCORE	RECORD	ATTENDANCE
1	Oct. 6	@Chicago	T-O-T	4-4	0-0-1	17,737	43	Jan. 17	@NY Islanders	W	2-1	18-17-8	10,101
2	Oct. 7	@St. Louis	L	3-5	0-1-1	17,229	44	Jan. 19	WASHINGTON	W	5-1	19-17-8	14,295
3	Oct. 9	@Tampa Bay	W	2-0	1-1-1	27,227	45	Jan. 24	MONTREAL	W	8-3	20-17-8	**14,670
4	Oct. 12	PITTSBURGH	L	1-2	1-2-1	**14,372	46	Jan. 26	@Tampa Bay	T-O-T	1-1	20-17-9	20,101
5	Oct. 14	OTTAWA	W	5-4	2-2-1	13,906	47	Jan. 28	SAN JOSE	T-O-T	3-3	20-17-10	14,696
6	Oct. 17	TAMPA BAY	T-O-T	3-3	2-2-2	13,059	48	Jan. 30	@Buffalo	W	3-2	21-17-10	13,051
7	Oct. 19	LOS ANGELES	T-O-T	2-2	2-2-3	**14,317	49	Feb. 1	@Pittsburgh	L	1-2	21-18-10	15,091
8	Oct. 21	TORONTO	L-O-T	3-4	2-3-3	11,778	50	Feb. 2	@Ottawa	W	4-1	22-18-10	10,186
9	Oct. 23	@New Jersey	L	1-2	2-4-3	14,315	51	Feb. 4	BUFFALO	L	2-7	22-19-10	**14,703
10	Oct. 26	WINNIPEG	L	2-5	2-5-3	13,171	52	Feb. 6	BOSTON	W	3-0	23-19-10	**14,704
11	Oct. 28	NY ISLANDERS	W	5-2	3-5-3	13,958	53	Feb. 10	@Philadelphia	L-O-T	3-4	23-20-10	17,215
12	Oct. 30	TAMPA BAY	W-O-T	2-1	4-5-3	12,976	54	Feb. 12	@NY Islanders	W	4-3	24-20-10	15,203
13	Nov. 2	PHILADELPHIA	L	3-4	4-6-3	13,152	55	Feb. 13	VANCOUVER	W	2-1	25-20-10	**14,691
14	Nov. 3	@Toronto	L	3-6	4-7-3	15,728	56	Feb. 16	@Detroit	L	3-7	25-21-10	19,875
15	Nov. 7	@Quebec	W	3-1	5-7-3	14,726	57	Feb. 18	@Buffalo	L	1-4	25-22-10	15,453
16	Nov. 10	@Montreal	W	3-1	6-7-3	16,195	58	Feb. 20	DETROIT	L-O-T	3-4	25-23-10	**14,692
17	Nov. 11	@Ottawa	W	5-4	7-7-3	10,227	59	Feb. 22	@Winnipeg#	W	3-2	26-23-10	6,291
18	Nov. 14	QUEBEC	L	2-5	7-8-3	13,735	60	Feb. 24	WASHINGTON	L	1-2	26-24-10	**14,698
19	Nov. 16	NY RANGERS	L	2-4	7-9-3	14,021	61	Feb. 26	@Washington	L	2-4	26-25-10	18,130
20	Nov. 18	CHICAGO	L	2-3	7-10-3	13,522	62	Feb. 28	PITTSBURGH	L	3-4	26-26-10	14,688
21	Nov. 20	WASHINGTON	W	4-3	8-10-3	13,441	63	Mar. 2	NEW JERSEY	L	2-3	26-27-10	13,071
22	Nov. 23	HARTFORD	L-O-T	1-2	8-11-3	10,837	64	Mar. 4	HARTFORD	L	1-2	26-28-10	**14,698
23	Nov. 26	@Boston	L	2-3	8-12-3	14,448	65	Mar. 7	@Vancouver	W	2-1	27-28-10	14,013
24	Nov. 27	@Hartford	L	0-4	8-13-3	12,015	66	Mar. 9	@Edmonton	W	5-3	28-28-10	12,566
25	Dec. 2	BUFFALO	W-O-T	2-1	9-13-3	13,071	67	Mar. 11	@Calgary	L	2-4	28-29-10	20,130
26	Dec. 5	@San Jose	L	1-2	9-14-3	16,149	68	Mar. 14	NY RANGERS	W	2-1	29-29-10	**14,704
27	Dec. 7	@Anaheim	W	3-2	10-14-3	16,474	69	Mar. 16	CALGARY	W	2-1	30-29-10	**14,699
28	Dec. 8	@Los Angeles	W	6-5	11-14-3	14,752	70	Mar. 18	EDMONTON	T-O-T	4-4	30-29-11	**14,674
29	Dec. 10	@Winnipeg	W	5-2	12-14-3	12,755	71	Mar. 20	PHILADELPHIA	W	5-3	31-29-11	**14,691
30	Dec. 12	@Dallas	T-O-T	4-4	12-14-4	13,127	72	Mar. 21	NEW JERSEY	T-O-T	3-3	31-29-12	14,213
31	Dec. 15	MONTREAL	T-O-T	3-3	12-14-5	**14,639	73	Mar. 23	TORONTO#	T-O-T	1-1	31-29-13	17,096
32	Dec. 19	BOSTON	L-O-T	1-2	12-15-5	**14,698	74	Mar. 24	@Philadelphia	L	3-4	31-30-13	17,247
33	Dec. 22	NY RANGERS	W	3-2	13-15-5	**14,706	75	Mar. 26	@NY Islanders	W	3-1	32-30-13	14,427
34	Dec. 26	@Tampa Bay#	W	3-1	14-15-5	10,964	76	Mar. 28	DALLAS	L	4-5	32-31-13	14,593
35	Dec. 28	@Washington	T-O-T	3-3	14-15-6	4,802	77	Mar. 30	ST. LOUIS	L	1-3	32-32-13	**14,713
36	Dec. 29	@Hartford	W	5-3	15-15-6	9,749	78	Apr. 2	OTTAWA	T-O-T	2-2	32-32-14	**14,694
37	Jan. 1	ANAHEIM	W	4-2	16-15-6	**14,669	79	Apr. 4	@NY Rangers	L	2-3	32-33-14	18,200
38	Jan. 3	@NY Rangers	L	2-3	16-16-6	18,200	80	Apr. 5	@Quebec	T-O-T	3-3	32-33-15	15,049
39	Jan. 7	@New Jersey	L	1-4	16-17-6	9,933	81	Apr. 7	@Philadelphia	T-O-T	3-3	32-33-16	17,268
40	Jan. 8	@Boston	T-O-T	2-2	16-17-7	14,448	82	Apr. 10	NEW JERSEY	T-O-T	2-2	32-33-17	**14,700
41	Jan. 13	@Pittsburgh	T-O-T	2-2	16-17-8	15,661	83	Apr. 12	QUEBEC	L	2-5	32-34-17	17,404
42	Jan. 15	@Montreal	W	5-2	17-17-8	16,721	84	Apr. 14	NY ISLANDERS	W	4-1	33-34-17	**14,703

**Denotes Home Sellout #Neutral Site (Orlando) #Neutral Site (Hamilton)

1994-95 FLORIDA PANTHERS

RECORD: 20-22-6 (46 Points)

COACH: Roger Neilson

ATLANTIC DIVISION FINISH: 5th

GENERAL MANAGER: Bryan Murray

EASTERN CONFERENCE FINISH: 9th

CAPTAIN: Brian Skrudland

NO	POS	NAME	GP	G	A	PTS	PIM	+/-	PP	SH	GW	GT	SHTS	PCTG		
26	C	Jesse Belanger	FLA	47	15	14	29	18	-5	6	0	3	1	89	16.9	
14	C	Stu Barnes	FLA	41	10	19	29	8	7	1	0	2	0	93	10.8	
27	RW	Scott Mellanby	FLA	48	13	12	25	90	-16	4	0	5	0	130	10.0	
5	D	Gord Murphy	FLA	46	6	16	22	24	-14	5	0	0	0	94	6.4	
10	LW	Dave Lowry	FLA	45	10	10	20	25	-3	2	0	3	0	70	14.3	
12	RW	Jody Hull	FLA	46	11	8	19	8	-1	0	0	4	0	63	17.5	
11	LW	Bill Lindsay	FLA	48	10	9	19	46	1	0	1	0	0	63	15.9	
21	RW	Tom Fitzgerald	FLA	48	3	13	16	31	-3	0	0	0	0	78	3.8	
20	C	Brian Skrudland	FLA	47	5	9	14	88	0	1	0	0	0	44	11.4	
29	LW	Johan Garpenlov	SJ	13	1	1	2	2	-3	0	0	0	0	16	6.3	
		Total	FLA	27	3	9	12	0	4	0	0	0	0	28	10.7	
18	LW	Mike Hough	FLA	48	6	7	13	38	1	0	0	0	0	44	9.1	
6	D	Jason Woolley	FLA	34	4	9	13	18	-1	1	0	0	1	76	5.3	
15	LW	Gaetan Duchesne	SJ	33	2	7	9	16	-6	0	0	0	0	48	4.2	
		Total	FLA	13	1	2	3	0	3	0	0	0	0	14	7.1	
44	C/RW	Rob Niedermayer	FLA	46	3	9	12	16	-3	0	0	0	0	62	4.8	
22	RW	Bob Kudelski	FLA	26	6	3	9	2	2	3	0	1	0	29	20.7	
7	D	Brian Benning	FLA	24	1	7	8	18	-6	1	0	0	0	26	3.8	
28	D	Magnus Svensson	FLA	19	2	5	7	10	5	1	0	0	0	41	4.9	
19	LW	Andrei Lomakin	FLA	31	1	6	7	6	-5	1	0	0	0	25	4.0	
3	D	Paul Laus	FLA	37	0	7	7	138	12	0	0	0	0	18	.0	
25	D	Geoff Smith	FLA	47	2	4	6	22	-5	0	0	0	0	40	5.0	
16	D	Randy Moller	FLA	17	0	3	3	16	-5	0	0	0	0	12	.0	
24	D	Robert Svehla	FLA	5	1	1	2	0	3	1	0	0	0	6	16.7	
8	D	Dallas Eakins	FLA	17	0	1	1	35	2	0	0	0	0	3	.0	
2	D	Joe Cirella	FLA	20	0	1	1	21	-7	0	0	0	0	13	.0	
34	G	John Vanbiesbrouck	FLA	37	0	1	1	6	0	0	0	0	0	0	.0	
38	D	Stephane Richer	FLA	1	0	0	0	2	0	0	0	0	0	0	.0	
42	RW	*Jamie Linden	FLA	4	0	0	0	17	-1	0	0	0	0	0	.0	
17	C	Dave Tomlinson	FLA	5	0	0	0	0	-2	0	0	0	0	0	.0	
40	D	Keith Brown	FLA	13	0	0	0	2	1	0	0	0	0	10	.0	
3	G	Mark Fitzpatrick	FLA	15	0	0	0	0	0	0	0	0	0	0	.0	
GOALTENDERS																
34		John Vanbiesbrouck	GP	W	L	T	GAA	MIN	EN	SO	GA	SA	SV%	G	A	PIM
30		Mark Fitzpatrick	37	14	15	4	2.47	2087	4	4	86	1000	.914	0	1	6
		Totals	15	6	7	2	2.64	819	1	2	36	361	.900	0	0	0
			48	20	22	6	2.61	2916	5	6	127	1366	.907	0	1	6

*Indicates Rookie

GAME	DATE	OPPONENT	RESULT	SCORE	RECORD	ATTENDANCE	GAME	DATE	OPPONENT	RESULT	SCORE	RECORD	ATTENDANCE
1	Jan. 21	@NY Islanders	L	1-2	0-1-0	14,106	25	Mar. 12	@Hartford	W	4-1	10-12-3	9,741
2	Jan. 23	PITTSBURGH	L	5-6	0-2-0	** 14,703	26	Mar. 14	BUFFALO	L-OT	1-2	10-13-3	14,061
3	Jan. 25	@Tampa Bay	L	2-3	0-3-0	20,277	27	Mar. 16	WASHINGTON	W	5-1	11-13-3	13,395
4	Jan. 26	TAMPA BAY	W	4-2	1-3-0	13,147	28	Mar. 18	PHILADELPHIA	L-OT	3-4	11-14-3	** 14,703
5	Jan. 28	@Hartford	W	2-1	2-3-0	9,419	29	Mar. 20	@Quebec	L-OT	4-5	11-15-3	13,013
6	Jan. 30	@Boston	W	2-1	3-3-0	13,096	30	Mar. 22	@Montreal	W	3-2	12-15-3	16,264
7	Jan. 31	NY ISLANDERS	L	1-5	3-4-0	14,077	31	Mar. 24	@Buffalo	L	0-3	12-16-3	16,230
8	Feb. 2	MONTREAL	T-OT	1-1	3-4-1	14,008	32	Mar. 26	PITTSBURGH	W	2-0	13-16-3	** 14,703
9	Feb. 4	@Washington	L	2-3	3-5-1	13,372	33	Mar. 29	HARTFORD	T-OT	4-4	13-16-4	13,507
10	Feb. 7	@Pittsburgh	L	3-7	3-6-1	11,877	34	Apr. 2	@Tampa Bay	W	4-1	14-16-4	21,557
11	Feb. 9	@Philadelphia	W	3-0	4-6-1	16,229	35	Apr. 5	NY RANGERS	L	0-5	14-17-4	** 14,703
12	Feb. 11	HARTFORD	W	4-1	5-6-1	14,311	36	Apr. 8	@NY Islanders	T-OT	2-2	14-17-5	15,283
13	Feb. 12	NEW JERSEY	L	2-4	5-7-1	14,375	37	Apr. 12	NY ISLANDERS	L	1-3	14-18-5	** 14,703
14	Feb. 15	OTTAWA	W	2-0	6-7-1	12,072	38	Apr. 14	@Washington	L	0-3	14-19-5	12,293
15	Feb. 17	BOSTON	L	4-5	6-8-1	** 14,703	39	Apr. 16	TAMPA BAY	W	4-1	15-19-5	13,232
16	Feb. 19	QUEBEC	L	1-4	6-9-1	** 14,703	40	Apr. 18	PHILADELPHIA	L	1-3	15-20-5	** 14,703
17	Feb. 21	NY RANGERS	L	3-5	6-10-1	** 14,703	41	Apr. 20	NEW JERSEY	W	1-0	16-20-5	14,389
18	Feb. 23	MONTREAL	L	2-5	6-11-1	** 14,703	42	Apr. 22	QUEBEC	W	4-2	17-20-5	** 14,703
19	Feb. 25	@Ottawa	W	4-1	7-11-1	9,520	43	Apr. 24	@Ottawa	W	5-1	18-20-5	9,164
20	Feb. 28	@NY Rangers	T-OT	0-0	7-11-2	18,200	44	Apr. 26	@Buffalo	L	0-5	18-21-5	14,299
21	Mar. 2	@Philadelphia	T-OT	2-2	7-11-3	16,680	45	Apr. 28	@New Jersey	L	1-3	18-22-5	16,579
22	Mar. 4	@New Jersey	L	1-6	7-12-3	18,005	46	Apr. 30	WASHINGTON	T-OT	2-2	18-22-6	** 14,703
23	Mar. 8	OTTAWA	W	3-2	8-12-3	13,609	47	May 2	@NY Rangers	W	4-3	19-22-6	18,200
24	Mar. 11	@Boston	W	2-0	9-12-3	14,488	48	May 3	@Pittsburgh	W	4-3	20-22-6	15,396

**Denotes Home Sellout

1995-96 FLORIDA PANTHERS

RECORD: 41-31-10 (92 Points)

GENERAL MANAGER: Bryan Murray

COACH: Doug MacLean

EASTERN CONFERENCE FINISH: 4th

ATLANTIC DIVISION FINISH: 3rd

CAPTAIN: Brian Skrudland

27	POS	NAME	GP	G	A	PTS	PIM	+/-	PP	SH	GW	GT	SHTS	PCTG		
27	RW	Scott Mellanby	FLA	79	32	38	70	160	4	19	0	3	1	225	14.2	
44	C	Rob Niedermayer	FLA	82	26	35	61	107	1	11	0	6	0	155	16.8	
26	RW	Ray Sheppard	DET	5	2	2	4	2	0	0	0	1	0	9	22.2	
			SJ	51	27	19	46	10	-19	12	0	4	0	170	15.9	
			FLA	14	8	2	10	4	0	2	0	2	0	52	15.4	
			Total	70	37	23	60	16	-19	14	0	7	0	231	16.0	
24	D	Robert Svehla	FLA	81	8	49	57	94	-3	7	0	0	0	146	5.5	
29	LW	Johan Garpenlov	FLA	82	23	28	51	36	-10	8	0	7	1	130	17.7	
14	C	Stu Barnes	FLA	72	19	25	44	46	-12	8	0	5	2	158	12.0	
28	C	Martin Straka	OTT	43	9	16	25	29	-14	5	0	1	0	63	14.3	
			NYI	22	2	10	12	6	-6	0	0	0	0	18	11.1	
			FLA	12	2	4	6	6	1	1	0	0	0	17	11.8	
			Total	77	13	30	43	41	-19	6	0	1	0	98	13.3	
12	RW	Jody Hull	FLA	78	20	17	37	25	5	2	0	3	1	120	16.7	
21	RW	Tom Fitzgerald	FLA	82	13	21	34	75	-3	1	6	2	0	141	9.2	
11	LW	Bill Lindsay	FLA	73	12	22	34	57	13	0	3	2	0	118	10.2	
6	D	Jason Woolley	FLA	52	6	28	34	32	-9	3	0	0	0	98	6.1	
5	D	Gord Murphy	FLA	70	8	22	30	30	5	4	0	0	0	125	6.4	
3	RW	*Radek Dvorak	FLA	77	13	14	27	20	5	0	0	0	0	126	10.3	
20	C	Brian Skrudland	FLA	79	7	20	27	129	6	0	1	1	0	90	7.8	
10	LW	Dave Lowry	FLA	63	10	14	24	36	-2	0	0	1	0	83	12.0	
18	LW	Mike Hough	FLA	64	7	16	23	37	4	0	1	1	0	66	10.6	
55	D	*Ed Jovanovski	FLA	70	10	11	21	137	-3	2	0	2	0	116	8.6	
2	D	Terry Carkner	FLA	73	3	10	13	80	1	0	0	0	0	42	7.1	
8	D	Magnus Svensson	FLA	27	2	9	11	21	-1	2	0	1	0	58	3.4	
25	D	Geoff Smith	FLA	31	3	7	10	20	-4	2	0	0	0	34	8.8	
3	D	Paul Laus	FLA	78	3	6	9	236	-2	0	0	0	0	45	6.7	
16	LW	Gilbert Dionne	PHI	2	0	1	1	0	0	0	0	0	0	0	0	0
			PHI	1	2	3	0	0	0	0	0	0	0	12	8.3	
			Total	7	1	3	4	0	0	0	0	0	0	12	8.3	
15	LW	*Brett Harkins	FLA	8	0	3	3	6	-2	0	0	0	0	4	0	0
23	D	*Rhett Warren	FLA	28	0	3	3	46	4	0	0	0	0	19	0	0
19	RW	*Brad Smyth	FLA	7	1	1	2	4	-3	1	0	0	0	12	8.3	
51	RW	*David Nemirovsky	FLA	9	0	2	2	-1	0	0	0	0	0	6	0	0
34	G	J. Vanbiesbrouck	FLA	57	0	2	2	10	0	0	0	0	0	1	0	0
40	C	*Steve Washburn	FLA	1	0	1	1	1	0	0	0	0	0	0	0	0
22	RW	Bob Kudelski	FLA	13	0	1	1	0	1	0	0	0	0	23	0	0
7	LW	Mike Cassemann	FLA	3	0	0	0	0	-1	0	0	0	0	2	0	0
30	G	Mark Fitzpatrick	FLA	34	0	0	0	12	0	0	0	0	0	0	0	0
GOALTENDERS			GP	W	L	T	GAA	MINS	EN	SO	GA	SA	SV%	G	A	PIM
34	John Vanbiesbrouck		56	26	20	7	2.68	3118	2	2	141	1454	.903	0	2	10
30	Mark Fitzpatrick		34	15	11	3	2.96	1786	2	0	88	810	.891	0	0	12
TOTALS			82	41	31	10	2.82	4979	4	2	234	2287	.898	0	2	22

*Indicates Rookie

GAME	DATE	OPPONENT	RESULT	SCORE	RECORD	ATTENDANCE	GAME	DATE	OPPONENT	RESULT	SCORE	RECORD	ATTENDANCE
1	Oct. 7	@New Jersey	L	0-4	0-1-0	19,040	42	Jan. 10	@Colorado	T-O	4-4	27-12-3	16,061
2	Oct. 8	CALGARY	W	4-3	1-1-0	12,087	43	Jan. 12	@Dallas	T-O	6-6	27-12-4	16,314
3	Oct. 11	MONTREAL	W	6-1	2-1-0	10,896	44	Jan. 16	SAN JOSE	W	4-1	28-12-4	12,108
4	Oct. 13	OTTAWA	W	6-2	3-1-0	10,085	45	Jan. 22	@Philadelphia	T-O	1-1	28-12-5	17,380
5	Oct. 15	NY ISLANDERS	W	5-3	4-1-0	11,210	46	Jan. 23	@Washington	W	5-4	29-12-5	9,607
6	Oct. 17	CHICAGO	L	3-6	4-2-0	12,018	47	Jan. 25	MONTREAL	L	2-6	29-13-5	14,187
7	Oct. 21	HARTFORD	W	3-0	5-2-0	12,503	48	Jan. 27	BUFFALO	W	6-2	30-13-5	** 14,703
8	Oct. 24	@Toronto	W	6-1	6-2-0	15,512	49	Jan. 29	PITTSBURGH	W	2-1	31-13-5	** 14,703
9	Oct. 25	@Montreal	L	2-7	6-3-0	16,072	50	Jan. 31	@Buffalo	L	2-6	31-14-5	11,566
10	Oct. 28	@Ottawa	W	4-1	7-3-0	8,680	51	Feb. 1	@Boston	T-O	2-2	31-14-6	17,430
11	Oct. 31	NY ISLANDERS	L-O	4-5	7-4-0	10,896	52	Feb. 3	@Tampa Bay	W	5-3	32-14-6	20,828
12	Nov. 2	@Philadelphia	W	2-1	8-4-0	17,219	53	Feb. 7	@Detroit	L	2-4	32-15-6	19,983
13	Nov. 3	@Washington	W	3-2	9-4-0	15,713	54	Feb. 8	DETROIT	W	3-1	33-15-6	** 14,703
14	Nov. 5	TAMPA BAY	W	4-1	10-4-0	11,252	55	Feb. 11	ST. LOUIS	T-O	2-2	33-15-7	14,370
15	Nov. 7	PHILADELPHIA	W	4-2	11-4-0	12,469	56	Feb. 14	PHILADELPHIA	L	2-4	33-16-7	13,746
16	Nov. 9	EDMONTON	W	2-1	12-4-0	10,816	57	Feb. 16	COLORADO	L-O	4-5	33-17-7	** 14,703
17	Nov. 11	BUFFALO	W	4-1	13-4-0	14,042	58	Feb. 18	DALLAS	W	6-4	34-17-7	14,042
18	Nov. 14	TORONTO	W	5-2	14-4-0	11,492	59	Feb. 21	@New Jersey	W	4-1	35-17-7	15,872
19	Nov. 16	VANCOUVER	T-O	2-2	14-4-1	12,016	60	Feb. 24	NY RANGERS	L	0-4	35-18-7	** 14,703
20	Nov. 18	@Los Angeles	L	2-3	14-5-1	13,346	61	Feb. 25	@Buffalo	L	1-6	35-19-7	13,809
21	Nov. 19	@Anaheim	W	4-3	15-5-1	17,174	62	Feb. 29	WASHINGTON	T-O	2-2	35-19-8	12,183
22	Nov. 21	NEW JERSEY	W	4-3	16-5-1	13,249	63	Mar. 2	@Hartford	L	1-7	35-20-8	11,935
23	Nov. 26	LOS ANGELES	W	5-1	17-5-1	** 14,703	64	Mar. 5	@St. Louis	L	0-2	35-21-8	20,725
24	Nov. 29	PHILADELPHIA	L-O	1-2	17-6-1	13,553	65	Mar. 7	@Winnipeg	L	3-5	35-22-8	11,322
25	Dec. 1	@Pittsburgh	L	1-2	17-7-1	15,754	66	Mar. 10	BOSTON	L	1-4	35-23-8	** 14,703
26	Dec. 2	@Hartford	W	5-3	18-7-1	10,092	67	Mar. 11	@Chicago	L	4-5	35-24-8	19,772
27	Dec. 5	@Washington	W	4-3	19-7-1	8,126	68	Mar. 13	@NY Rangers	T-O	3-3	35-24-9	18,200
28	Dec. 7	ANAHEIM	T-O	3-3	19-7-2	12,142	69	Mar. 17	NEW JERSEY	W	3-0	36-24-9	** 14,703
29	Dec. 9	BOSTON	W	3-1	20-7-2	** 14,703	70	Mar. 19	OTTAWA	W	5-2	37-24-9	12,255
30	Dec. 11	@New Jersey	W	2-1	21-7-2	12,634	71	Mar. 21	NY ISLANDERS	W	3-2	38-24-9	12,704
31	Dec. 12	@NY Islanders	W	3-1	22-7-2	8,085	72	Mar. 23	@Tampa Bay	L	2-4	38-25-9	21,035
32	Dec. 14	@Boston	L	4-6	22-8-2	17,285	73	Mar. 27	@NY Rangers	L	0-3	38-26-9	18,200
33	Dec. 16	@Tampa Bay	W	7-2	23-8-2	16,241	74	Mar. 28	PITTSBURGH	L	2-3	38-27-9	** 14,703
34	Dec. 21	WINNIPEG	W	6-1	24-8-2	13,601	75	Mar. 30	TAMPA BAY	L	1-2	38-28-9	** 14,703
35	Dec. 23	NEW JERSEY	W	2-1	25-8-2	** 14,703	76	Apr. 1	HARTFORD	W	3-2	39-28-9	13,159
36	Dec. 28	WASHINGTON	L	5-3	25-9-2	14,703	77	Apr. 3	@Ottawa	L	2-3	39-29-9	13,074
37	Dec. 30	@Pittsburgh	L	5-6	25-10-2	17,181	78	Apr. 6	@Montreal	L	1-2	39-30-9	21,273
38	Jan. 3	@Vancouver	L	2-7	25-11-2	18,422	79	Apr. 8	@NY Rangers	W	5-3	40-30-9	18,200
39	Jan. 5	@Edmonton	W	3-2	26-11-2	11,762	80	Apr. 10	TAMPA BAY	L	1-2	40-31-9	** 14,703
40	Jan. 6	@Calgary	L	0-2	26-12-2	16,792	81	Apr. 12	@NY Islanders	T-O	1-1	40-31-10	14,744
41	Jan. 8	@San Jose	W	5-2	27-12-2	17,190	82	Apr. 14	NY RANGERS	W	5-1	41-31-10	** 14,703

**Denotes Home Sellout

1996-97 FLORIDA PANTHERS

RECORD: 35-28-19 (89 Points)

COACH: Doug MacLean

ATLANTIC DIVISION FINISH: 3rd

GENERAL MANAGER: Bryan Murray

EASTERN CONFERENCE FINISH: 4th

CAPTAIN: Brian Skrudland

NO	POS	NAME	GP	G	A	PTS	PIM	+/	PP	SH	GW	GT	SHTS	PCTG	
26	RW	Ray Sheppard	FLA	68	29	31	60	4	4	13	0	7	0	226	12.8
27	RW	Scott Melanby	FLA	82	27	29	56	170	7	9	1	4	0	221	12.2
24	D	Robert Svehla	FLA	82	13	32	45	86	2	5	0	3	0	159	8.2
9	C	Kirk Muller	TOR	66	20	17	37	85	-23	9	1	3	0	153	13.1
			FLA	10	1	2	3	4	-2	1	0	1	0	21	4.8
		Total		76	21	19	40	89	-25	10	1	4	0	174	12.1
19	RW	Radek Dvorak	FLA	78	18	21	39	30	-2	2	0	1	0	139	12.9
44	C	Rob Niedermayer	FLA	60	14	24	38	54	4	3	0	2	0	136	10.3
29	LW	Johan Garpenlov	FLA	53	11	25	36	47	10	1	0	1	2	83	13.3
11	LW	Bill Lindsay	FLA	81	11	23	34	120	1	0	1	3	0	168	6.5
10	LW	Dave Lowry	FLA	77	15	14	29	51	2	2	0	2	1	96	15.6
28	C	Martin Straka	FLA	55	7	22	29	12	9	2	0	1	0	94	7.4
4	D	Per Gustafsson	FLA	58	7	22	29	22	11	2	0	1	0	105	6.7
21	RW	Tom Fitzgerald	FLA	71	10	14	24	64	7	0	2	1	1	135	7.4
5	D	Gord Murphy	FLA	80	8	15	23	51	3	2	0	0	0	137	5.8
55	D	Ed Jovanovsky	FLA	61	7	16	23	172	-1	3	0	1	0	80	8.8
20	C	Brian Skrudland	FLA	51	5	13	18	48	4	0	0	2	0	57	8.8
12	RW	Jody Hull	FLA	67	10	6	16	4	1	0	1	2	1	92	10.9
15	LW	Mike Hough	FLA	69	8	6	14	48	12	0	0	2	0	85	9.4
15	RW	*David Nemirovsky	FLA	39	7	7	14	32	1	1	0	0	1	53	13.2
2	D	Terry Carkner	FLA	70	0	14	14	96	-4	0	0	0	0	38	.0
7	D	Rhett Warrenner	FLA	62	4	9	13	88	20	1	0	1	0	58	6.9
3	D	Paul Laus	FLA	77	0	12	12	313	13	0	0	0	0	63	.0
22	C	*Steve Washburn	FLA	18	3	6	9	4	2	1	0	0	0	21	14.3
23	C	Chris Wells	FLA	47	2	6	8	42	5	0	0	0	0	29	6.9
34	G	J.Vanbiesbrouck	FLA	57	0	2	2	8	0	0	0	0	0	0	.0
30	G	Mark Fitzpatrick	FLA	30	0	1	1	13	0	0	0	0	0	0	.0
8	RW	*Craig Martin	FLA	1	0	0	0	5	0	0	0	0	0	1	.0
16	C	Geoff Smith	FLA	3	0	0	0	2	1	0	0	0	0	2	.0
16	C	Craig Ferguson	FLA	3	0	0	0	0	-1	0	0	0	0	5	.0
16	C	Craig Fisher	FLA	4	0	0	0	0	-2	0	0	0	0	2	.0
GOALTENDERS															
34	John Vanbiesbrouck	GP	W	L	T	GAA	MIN	EN	SO	GA	SA	SV%	G	A	PIM
30	Mark Fitzpatrick	57	27	19	10	2.29	3347	3	2	128	1582	.919	0	2	8
		30	8	9	9		66	4	0	66	914	0	1	1	13
	TOTALS	82	35	28	19	2.39	5041	7	2	201	2360	.915	0	3	21

*Indicates Rookie

GAME	DATE	OPPONENT	RESULT	SCORE	RECORD	ATTENDANCE	GAME	DATE	OPPONENT	RESULT	SCORE	RECORD	ATTENDANCE
1	Oct. 5	@Philadelphia	W	3-1	1-0-0	19,137	42	Jan. 11	@Calgary	W	4-1	22-11-9	17,273
2	Oct. 6	@NY Rangers	W	5-2	2-0-0	18,200	43	Jan. 14	@Vancouver	T	4-4	22-11-10	18,422
3	Oct. 8	NY RANGERS	T	1-1	2-0-1	** 14,703	44	Jan. 15	@Edmonton	L	0-4	22-12-10	15,673
4	Oct. 12	HARTFORD	W	6-0	3-0-1	** 14,703	45	Jan. 20	COLORADO	L	2-4	22-13-10	** 14,703
5	Oct. 16	@San Jose	T	3-3	3-0-2	17,442	46	Jan. 22	@Hartford	L	0-1	22-14-10	12,827
6	Oct. 17	@Colorado	W	2-1	4-0-2	16,061	47	Jan. 23	@Boston	W	4-1	23-14-10	15,856
7	Oct. 20	@Phoenix	T	1-1	4-0-3	14,191	48	Jan. 25	TAMPA BAY	W	3-2	24-14-10	** 14,703
8	Oct. 23	OTTAWA	W	5-2	5-0-3	** 14,703	49	Jan. 28	MONTREAL	W	5-1	25-14-10	** 14,703
9	Oct. 25	NY RANGERS	W	6-4	6-0-3	** 14,703	50	Jan. 30	BOSTON	W	3-1	26-14-10	** 14,703
10	Oct. 27	@Philadelphia	W	3-2	7-0-3	18,903	51	Feb. 1	WASHINGTON	L	1-3	26-15-10	** 14,703
11	Oct. 29	@NY Rangers	T	1-1	7-0-4	18,200	52	Feb. 3	@Montreal	T	2-2	26-15-11	20,471
12	Oct. 30	CHICAGO	W	3-2	8-0-4	** 14,703	53	Feb. 6	@Buffalo	T	1-1	26-15-12	16,440
13	Nov. 2	PHILADELPHIA	L	2-3	8-1-4	** 14,703	54	Feb. 7	@New Jersey	T	2-2	26-15-13	18,303
14	Nov. 7	WASHINGTON	W	4-2	9-1-4	** 14,703	55	Feb. 9	NY RANGERS	W	4-3	27-15-13	** 14,703
15	Nov. 9	PITTSBURGH	W	4-2	10-1-4	** 14,703	56	Feb. 12	TAMPA BAY	W	5-2	28-15-13	** 14,703
16	Nov. 11	@Buffalo	L	2-3	10-2-4	14,197	57	Feb. 15	@NY Islanders	L	0-1	28-16-13	16,297
17	Nov. 13	@Montreal	W	5-3	11-2-4	20,761	58	Feb. 16	DETROIT	L	2-4	28-17-13	** 14,703
18	Nov. 15	NY ISLANDERS	T	3-3	11-2-5	** 14,703	59	Feb. 18	@Pittsburgh	L	2-4	28-18-13	16,900
19	Nov. 18	WASHINGTON	L	2-4	11-3-5	** 14,703	60	Feb. 20	NEW JERSEY	T	2-2	28-18-14	** 14,703
20	Nov. 20	LOS ANGELES	W	4-1	12-3-5	** 14,703	61	Feb. 22	PHILADELPHIA	L	3-4	28-19-14	** 14,703
21	Nov. 22	@Dallas	W	2-1	13-3-5	16,573	62	Feb. 25	SAN JOSE	T	2-2	28-19-15	** 14,703
22	Nov. 23	@St. Louis	W	3-1	14-3-5	19,304	63	Feb. 27	ST. LOUIS	W	3-2	29-19-15	** 14,703
23	Nov. 26	BUFFALO	W	4-3	15-3-5	** 14,703	64	Mar. 1	@Tampa Bay	L	0-2	29-20-15	19,517
24	Nov. 29	HARTFORD	T	1-1	15-3-6	** 14,703	65	Mar. 5	PHOENIX	L	0-3	29-21-15	** 14,703
25	Dec. 1	@Detroit	W	4-2	16-3-6	19,863	66	Mar. 7	CALGARY	L	1-3	29-22-15	14,703
26	Dec. 3	@New Jersey	L	0-2	16-4-6	12,032	67	Mar. 9	BOSTON	L	1-3	29-23-15	** 14,703
27	Dec. 5	NY ISLANDERS	W	4-2	17-4-6	** 14,703	68	Mar. 11	NY ISLANDERS	W	3-2	30-23-15	** 14,703
28	Dec. 8	DALLAS	T	1-1	17-4-7	** 14,703	69	Mar. 13	VANCOUVER	W	5-4	31-23-15	** 14,703
29	Dec. 10	@Philadelphia	L	4-5	17-5-7	19,228	70	Mar. 15	TORONTO	T	3-3	31-23-16	** 14,703
30	Dec. 11	@Hartford	L	2-5	17-6-7	11,884	71	Mar. 17	@New Jersey	W	4-1	32-23-16	17,109
31	Dec. 15	EDMONTON	W	6-3	18-6-7	** 14,703	72	Mar. 19	@NY Islanders	L	4-7	32-24-16	11,139
32	Dec. 19	@Ottawa	L	2-5	18-7-7	13,264	73	Mar. 20	@Ottawa	T	2-2	32-24-17	18,219
33	Dec. 20	@Chicago	W	3-1	19-7-7	18,985	74	Mar. 22	BUFFALO	W	3-2	33-24-17	** 14,703
34	Dec. 22	@NY Rangers	L	3-7	19-8-7	18,200	75	Mar. 27	OTTAWA	L	2-3	33-25-17	** 14,703
35	Dec. 23	@NY Islanders	W	4-3	20-8-7	11,127	76	Mar. 29	TAMPA BAY	T	1-1	33-25-18	** 14,703
36	Dec. 26	@Tampa Bay	T	3-3	20-9-8	20,150	77	Mar. 31	@Pittsburgh	L	3-4	33-26-18	17,220
37	Dec. 28	@Washington	T	1-1	20-9-9	18,130	78	Apr. 2	@Toronto	L	1-3	33-27-18	15,726
38	Dec. 29	MONTREAL	L	1-2	20-9-9	** 14,703	79	Apr. 5	@Boston	L	2-4	33-28-18	15,632
39	Jan. 1	ANAHEIM	L	0-3	20-10-9	** 14,703	80	Apr. 6	@Washington	T	3-3	33-28-19	18,130
40	Jan. 4	@Los Angeles	W	5-0	21-10-9	12,227	81	Apr. 9	NEW JERSEY	W	4-2	34-28-19	** 14,703
41	Jan. 8	@Anaheim	L	2-3	21-11-9	17,174	82	Apr. 11	PITTSBURGH	W	4-2	35-28-19	** 14,703

**Denotes Home Sellout

1997-98 FLORIDA PANTHERS

RECORD: 24-43-15 (63 Points)

GENERAL MANAGER: Bryan Murray

COACH: Doug McLean, Bryan Murray

EASTERN CONFERENCE FINISH: 12th

ATLANTIC DIVISION FINISH: 6th

CAPTAIN: Scott Mellanby

NO	POS	NAME	GP	G	A	PTS	PIM	+/	PP	SH	GW	GT	SHTS	PCTG		
14	C	Ray Whitney	EDM	9	1	3	4	0	-1	0	0	0	19	5.3		
		FLA	68	32	29	61	28	10	12	0	2	0	156	20.5		
		Total	77	33	32	65	28	9	12	0	2	0	175	18.9		
15	D	Dave Gagner	FLA	78	20	28	48	55	-21	5	1	1	0	165	12.1	
24	C	Robert Svehla	FLA	79	9	34	43	113	-3	3	0	0	0	144	6.3	
27	RW	Scott Mellanby	FLA	79	15	24	39	127	-14	6	0	1	0	188	8.0	
19	RW	Radek Dvorak	FLA	64	12	24	36	33	-1	2	3	0	1	112	10.7	
22	RW	Dino Ciccarelli	TB	34	11	6	17	42	-14	3	0	3	1	104	10.6	
		FLA	28	5	11	16	28	-2	2	0	1	1	57	8.8		
		Total	62	16	17	33	70	-16	5	0	4	2	161	9.9		
25	C	Viktor Kozlov	SJ	18	5	2	7	2	-2	2	0	0	0	51	9.8	
		FLA	46	12	11	23	14	-1	3	2	0	0	114	10.5		
		Total	64	17	13	30	16	-3	5	2	0	0	165	10.3		
9	C	Kirk Muller	FLA	70	8	21	29	54	-14	1	0	3	1	115	7.0	
11	LW	Bill Lindsay	FLA	82	12	16	28	80	-2	0	2	5	0	150	8.0	
55	D	Ed Jovanovski	FLA	81	9	14	23	158	-12	2	1	3	1	142	6.3	
51	RW	David Nemirovsky	FLA	41	9	12	21	8	-3	2	0	1	0	62	14.5	
17	C	*Steve Washburn	FLA	58	11	8	19	32	-6	4	0	2	0	61	18.0	
5	D	Gord Murphy	FLA	79	6	11	17	46	-3	3	0	0	0	123	4.9	
6	D	Jeff Norton	TB	37	6	6	10	26	-25	4	0	0	1	41	9.8	
		FLA	19	0	7	7	18	-7	0	0	0	0	20	.0		
		Total	56	4	13	17	44	-32	4	0	0	1	61	6.6		
44	C	Rob Niedermayer	FLA	33	8	7	15	41	-9	5	0	2	0	64	12.5	
23	C	Chris Wells	FLA	61	5	10	15	47	4	0	1	0	0	57	8.8	
3	D	Paul Laus	FLA	77	0	11	11	293	-5	0	0	0	0	64	.0	
2	D	Terry Carkner	FLA	74	1	7	8	63	6	0	0	1	0	34	2.9	
29	LW	Johan Garpenlov	FLA	39	2	3	5	8	-6	0	0	0	0	43	4.7	
7	D	Rhett Warrenner	FLA	79	0	4	4	99	-16	0	0	0	0	66	.0	
34	G	John Vanbiesbroeck	FLA	60	0	3	3	6	0	0	0	0	0	0	.0	
16	C	*Ryan Johnson	FLA	10	0	2	2	0	-4	0	0	0	0	6	.0	
8	D	Dallas Eakins	FLA	23	0	1	1	44	1	0	0	0	0	16	.0	
1	G	Kirk McLean	VAN	29	8	0	0	0	0	0	0	0	0	0	.0	
		CAR	7	0	1	1	0	0	0	0	0	0	0	0	.0	
		FLA	7	0	0	0	0	0	0	0	0	0	0	0	.0	
		Total	44	0	1	1	0	0	0	0	0	0	0	0	.0	
12	D	*Chris Allen	FLA	1	0	0	0	2	0	0	0	0	0	1	.0	
4	D	*John Jakopin	FLA	2	0	0	0	4	-3	0	0	0	0	1	.0	
1	G	*Kevin Weekes	FLA	11	0	0	0	0	0	0	0	0	0	0	.0	
28	LW	*Peter Worrell	FLA	19	0	0	0	153	-4	0	0	0	0	15	.0	
GOALTENDERS			GP	W	L	T	GAA	MIN	EN	SO	GA	SA	SV%	G	A	PIM
34	John Vanbiesbroeck	60	18	29	11	2.87	3451	4	4	4	165	1638	.899	0	3	6
30	Mark Fitzpatrick	12	2	7	2	3.00	640	0	1	32	265	.879	0	0	2	
1	Kirk McLean	7	4	2	1	3.25	406	0	0	22	207	.894	0	0	0	
80	*Kevin Weekes	11	0	5	1	3.96	485	1	0	32	247	.870	0	0	0	
TOTALS			82	24	43	15	3.07	5009	5	5	256	2362	.892	0	3	8

*Indicates Rookie

GAME	DATE	OPPONENT	RESULT	SCORE	RECORD	ATTENDANCE	GAME	DATE	OPPONENT	RESULT	SCORE	RECORD	ATTENDANCE
1	Oct. 1	@Philadelphia	L	1-3	0-1-0	19,381	42	Jan. 2	@Tampa Bay	T-O-T	2-2	15-20-7	12,642
2	Oct. 4	@Pittsburgh	W	5-3	1-1-0	15,352	43	Jan. 4	ANAHEIM	T-O-T	3-3	15-20-8	** 14,703
3	Oct. 11	@St. Louis	L	3-5	1-2-0	17,730	44	Jan. 7	@Edmonton	L	2-3	15-21-8	14,797
4	Oct. 13	NY ISLANDERS	T-O-T	2-2	1-2-1	** 14,703	45	Jan. 9	@Calgary	T-O-T	3-3	15-21-9	17,010
5	Oct. 15	TAMPA BAY	W	2-1	2-2-1	** 14,703	46	Jan. 10	@Vancouver	T-O-T	2-2	15-21-10	17,679
6	Oct. 16	@Dallas	L	0-4	2-3-1	14,812	47	Jan. 12	@Colorado	L	1-3	15-22-10	16,061
7	Oct. 19	PITTSBURGH	L	1-4	2-4-1	14,703	48	Jan. 14	@Phoenix	L	2-3	15-23-10	14,158
8	Oct. 22	@Montreal	L	0-3	2-5-1	20,301	49	Jan. 21	@Anaheim	L	3-8	15-24-10	17,001
9	Oct. 23	@Ottawa	T-O-T	2-2	2-5-2	15,168	50	Jan. 22	@Los Angeles	L	1-3	15-25-10	12,920
10	Oct. 25	@Boston	W	5-4	3-5-2	14,580	51	Jan. 24	@San Jose	T-O-T	1-1	15-25-11	17,483
11	Oct. 28	LOS ANGELES	T-O-T	2-2	3-5-3	** 14,703	52	Jan. 27	CAROLINA	W	3-0	16-25-11	** 14,703
12	Oct. 30	OTTAWA	L	2-5	3-6-3	** 14,703	53	Jan. 29	DALLAS	W	3-2	17-25-11	** 14,703
13	Nov. 1	BUFFALO	L-O-T	3-4	3-7-3	** 14,703	54	Jan. 31	TAMPA BAY	W	2-0	18-25-11	** 14,703
14	Nov. 5	NEW JERSEY	L	2-4	3-8-3	** 14,703	55	Feb. 1	BUFFALO	L	2-5	18-26-11	** 14,703
15	Nov. 6	@Buffalo	W	4-2	4-8-3	12,752	56	Feb. 3	DETROIT	T-O-T	1-1	18-26-12	** 14,703
16	Nov. 9	WASHINGTON	W	3-2	5-8-3	** 14,703	57	Feb. 7	@Toronto	L	2-3	18-27-12	15,726
17	Nov. 12	NY ISLANDERS	T-O-T	2-2	5-8-4	** 14,703	58	Feb. 25	NEW JERSEY	L	2-3	18-28-12	** 14,703
18	Nov. 14	PHILADELPHIA	L	2-5	5-9-4	** 14,703	59	Feb. 27	@Detroit	L	1-3	18-29-12	19,983
19	Nov. 15	@NY Islanders	W	1-0	6-9-4	12,356	60	Mar. 4	NY RANGERS	L	3-4	18-30-12	14,703
20	Nov. 18	NY RANGERS	L	1-3	6-10-4	** 14,703	61	Mar. 7	@Washington	L	3-6	18-31-12	15,916
21	Nov. 20	CALGARY	L	1-2	6-11-4	** 14,703	62	Mar. 9	@Montreal	L	1-6	18-32-12	20,783
22	Nov. 22	@New Jersey	W-O-T	2-1	7-11-4	19,040	63	Mar. 11	@Ottawa	L	3-5	18-33-12	15,539
23	Nov. 23	WASHINGTON	L	2-5	7-12-4	** 14,703	64	Mar. 13	EDMONTON	L	0-4	18-34-12	** 14,703
24	Nov. 26	BOSTON	W	10-5	8-12-4	** 14,703	65	Mar. 15	CHICAGO	L	4-8	18-35-12	** 14,703
25	Nov. 28	COLORADO	L	2-3	8-13-4	** 14,703	66	Mar. 17	VANCOUVER	L	2-4	18-36-12	** 14,703
26	Nov. 30	@NY Rangers	T-O-T	1-1	8-13-5	18,200	67	Mar. 19	@Buffalo	L	1-6	18-37-12	12,916
27	Dec. 1	PHOENIX	L	2-3	8-14-5	** 14,703	68	Mar. 21	@Tampa Bay	L	1-5	18-38-12	13,870
28	Dec. 5	@Washington	L-O-T	2-3	8-15-5	19,740	69	Mar. 23	CAROLINA	L	3-5	18-39-12	14,511
29	Dec. 7	WASHINGTON	W	5-4	9-15-5	** 14,703	70	Mar. 26	MONTREAL	W	5-4	19-39-12	** 14,703
30	Dec. 10	@Carolina	W	5-2	10-15-5	7,219	71	Mar. 28	@Boston	W-O-T	3-2	20-39-12	16,372
31	Dec. 12	@NY Rangers	W	4-3	11-15-5	18,200	72	Mar. 29	@Chicago	W	4-0	21-39-12	17,880
32	Dec. 13	@NY Islanders	L	1-4	11-16-5	10,343	73	Apr. 1	MONTREAL	L	3-4	21-40-12	14,416
33	Dec. 15	BOSTON	L	2-6	11-17-5	** 14,703	74	Apr. 4	@Philadelphia	W	4-1	22-40-12	19,567
34	Dec. 17	NY RANGERS	L	2-4	11-18-5	** 14,703	75	Apr. 5	PITTSBURGH	W	3-1	23-40-12	** 14,703
35	Dec. 18	@Washington	W	4-0	12-18-5	10,414	76	Apr. 7	TORONTO	L	1-3	23-41-12	** 14,703
36	Dec. 20	@Philadelphia	L	2-2	12-19-5	16,609	77	Apr. 9	PHILADELPHIA	W	3-2	24-41-12	** 14,703
37	Dec. 23	ST. LOUIS	L	2-3	12-20-5	** 14,703	78	Apr. 11	@Pittsburgh	T-O-T	3-3	24-41-13	14,127
38	Dec. 26	@Carolina	W	5-2	13-20-5	8,684	79	Apr. 12	@New Jersey	T-O-T	5-5	24-41-14	15,116
39	Dec. 27	@NY Islanders	W	6-2	14-20-5	** 16,297	80	Apr. 14	OTTAWA	L	2-3	24-42-14	** 14,703
40	Dec. 30	SAN JOSE	T-O-T	2-2	14-20-6	** 14,703	81	Apr. 16	PHILADELPHIA	L	3-7	24-43-14	** 14,703
41	Jan. 1	NEW JERSEY	W-O-T	2-1	15-20-6	** 14,703	82	Apr. 18	@Tampa Bay	T-O-T	2-2	24-43-15	14,261

**Denotes Home Sellout

1998-99 FLORIDA PANTHERS

RECORD: 30-34-18 (78 Points)

COACH: Terry Murray

SOUTHEAST DIVISION FINISH: 2nd

GENERAL MANAGER: Bryan Murray

EASTERN CONFERENCE FINISH: 9th

CAPTAIN: Scott Mellanby

NO	POS	NAME	GP	G	A	PTS	PIM	+/-	PP	SH	GW	GT	SHTS	PCTG
14	LW	Ray Whitney	FLA	81	26	38	64	18	-3	7	0	6	1	193
44	C	Rob Niedermayer	FLA	82	18	33	51	50	-13	6	1	3	2	142
25	C	Viktor Kozlov	FLA	65	16	35	51	24	13	5	1	1	0	209
27	RW	Scott Mellanby	FLA	67	18	27	45	85	5	4	0	3	3	136
19	RW	Radek Dvorak	FLA	82	19	24	43	29	7	0	4	0	0	182
21	RW	*Mark Parrish	FLA	73	24	13	37	25	-6	5	0	5	1	129
24	D	Robert Svehla	FLA	80	8	29	37	83	-13	4	0	0	1	157
11	LW	Bill Lindsay	FLA	75	12	15	27	92	-1	0	1	2	0	135
16	LW	*Oleg Kvassha	FLA	68	12	13	25	45	5	4	0	2	1	138
4	D	Bret Hedican	FLA	67	5	18	23	51	5	0	2	1	1	90
29	LW	Johan Garpenlov	FLA	64	8	9	17	42	-9	0	1	0	1	71
10	RW	Pavel Bure	FLA	11	13	3	16	4	3	5	1	0	1	44
9	C	Kirk Muller	FLA	82	4	11	15	49	-11	0	0	1	0	107
8	D	*Jaroslav Spacek	FLA	63	3	12	15	28	15	2	1	0	0	92
2	D	Terry Carner	FLA	62	2	9	11	54	0	0	0	0	0	25
3	D	Paul Laus	FLA	75	1	9	10	218	-1	0	0	0	0	54
*28	LW	*Peter Warrell	FLA	62	4	5	9	258	0	0	0	0	2	50
26	D	*Dan Boyle	FLA	22	3	5	8	6	0	1	0	1	0	31
22	RW	Dino Ciccarelli	FLA	14	6	1	7	27	-1	5	0	1	0	23
5	D	Gord Murphy	FLA	51	0	7	7	16	4	0	0	0	0	56
18	LW	Alex Hicks	FLA	55	0	7	7	62	-5	0	0	0	0	51
31	G	Sean Burke	FLA	3	1	4	4	27	0	0	0	0	0	0
7	D	Mike Van Hook	FLA	34	1	2	3	47	0	0	0	1	0	48
12	LW	*Marcus Nilson	FLA	8	1	1	2	5	2	0	0	1	0	7
6	D	*Peter Ratchuk	FLA	24	1	1	2	10	-1	0	0	0	0	34
23	C	Chris Wells	FLA	20	0	2	2	31	-4	0	0	0	0	28
17	C	*Ryan Johnson	FLA	1	1	0	1	0	0	0	0	0	1	100
30	RW	David Nemirovsky	FLA	2	0	0	1	0	1	0	0	0	0	2
33	D	*Filip Kuba	FLA	5	0	1	1	0	2	0	0	0	0	5
15	D	*Jeff Ware	FLA	6	0	1	1	6	-6	0	0	0	0	1
12	D	*Chris Allen	FLA	1	0	0	0	0	1	0	0	0	0	0
15	D	*John Jakopin	FLA	3	0	0	0	0	-1	0	0	0	0	0
37	RW	*Herbert Vasiljevs	FLA	5	0	0	0	2	-1	0	0	0	0	6
12	LW	*Dwayne Hay	FLA	9	0	0	0	0	-1	0	0	0	0	3
1	G	Kirk McLean	FLA	30	0	0	0	2	0	0	0	0	0	0

	GOALTENDERS	GP	W	L	T	GAA	MIN	EN	SO	GA	SA	SV%	G	A	PIM
31	Sean Burke	59	21	24	14	2.66	3402	3	3	151	1624	.907	0	4	27
1	Kirk McLean	30	9	10	4	2.74	1597	1	2	73	900	.900	0	0	2
	TOTALS	82	30	34	18	2.73	5017	4	5	228	2355	.903	0	4	29

*Indicates Rookie

GAME	DATE	OPPONENT	RESULT	SCORE	RECORD	ATTENDANCE	GAME	DATE	OPPONENT	RESULT	SCORE	RECORD	ATTENDANCE
1	Oct. 9	TAMPA BAY	W	4-1	1-0-0	** 19,227	42	Jan. 18	BUFFALO	L	0-4	15-16-11	17,661
2	Oct. 10	@Nashville	W	1-0	2-0-0	17,285	43	Jan. 20	@NY Islanders	W	5-2	16-16-11	11,283
3	Oct. 16	@Buffalo	T	2-2	2-0-1	18,595	44	Jan. 21	@NY Rangers	W	2-1	17-16-11	18,200
5	Oct. 23	LOS ANGELES	T	1-1	2-0-2	17,367	45	Jan. 26	@Philadelphia	T	3-3	17-16-12	19,554
6	Oct. 23	WANGOVER	L	0-5	2-1-2	18,070	46	Jan. 27	MONTREAL	W	2-1	18-16-12	** 19,250
6	Oct. 24	@Washington	T	2-2	2-1-3	19,740	47	Jan. 30	DALLAS	L	2-5	18-17-12	** 19,250
7	Oct. 28	DETROIT	L	2-7	2-2-3	** 19,163	48	Feb. 3	TORONTO	W	5-2	19-17-12	17,763
8	Oct. 30	@Chicago	W	7-3	3-2-3	16,807	49	Feb. 5	@Pittsburgh	L	0-3	19-18-12	14,283
9	Oct. 31	@New Jersey	L	1-3	3-3-3	13,136	50	Feb. 6	@Carolina	T	3-3	19-18-13	11,059
10	Nov. 2	@NY Islanders	L	2-6	3-4-3	8,192	51	Feb. 8	ST. LOUIS	L	4-5	19-19-13	17,087
11	Nov. 4	CHICAGO	W	2-1	4-4-3	17,515	52	Feb. 11	@Ottawa	W	3-1	20-19-13	16,355
12	Nov. 7	NEW JERSEY	L	3-4	4-5-3	18,306	53	Feb. 13	@Montreal	L	0-4	20-20-13	21,273
13	Nov. 11	NY RANGERS	W	4-1	5-5-3	** 19,154	54	Feb. 15	SAN JOSE	T	2-2	20-20-14	18,700
14	Nov. 12	@Philadelphia	W	2-1	6-5-3	19,568	55	Feb. 17	@Dallas	L	1-2	20-21-14	16,928
15	Nov. 14	@Pittsburgh	L	0-4	6-6-3	13,230	56	Feb. 18	@SL. Louis	T	0-0	20-21-15	16,272
16	Nov. 19	@Boston	T	5-5	6-6-4	14,440	57	Feb. 20	PHOENIX	W	7-1	21-21-15	** 19,250
17	Nov. 21	@New Jersey	T	3-3	6-6-5	16,033	58	Feb. 24	PHILADELPHIA	W	5-3	22-21-15	** 19,250
18	Nov. 22	PHILADELPHIA	L	0-1	6-7-5	** 19,225	59	Feb. 26	@Detroit	T	5-5	22-21-16	19,983
19	Nov. 25	BOSTON	L	1-2	6-8-5	18,922	60	Feb. 27	@Toronto	L	1-4	22-22-16	18,800
20	Nov. 27	@Tampa Bay	W	2-1	7-8-5	11,473	61	Mar. 3	COLORADO	L	5-7	22-23-16	18,985
21	Nov. 28	BUFFALO	W	6-2	8-8-5	18,655	62	Mar. 6	CAROLINA	T	2-2	22-23-17	** 19,250
22	Dec. 1	@NY Rangers	L	0-5	8-9-5	18,200	63	Mar. 8	@Montreal	W	5-2	23-23-17	20,323
23	Dec. 2	@Buffalo	L	1-2	8-10-5	14,966	64	Mar. 9	@Boston	L	0-2	23-24-17	15,032
24	Dec. 5	CAROLINA	T	3-3	8-10-6	17,384	65	Mar. 11	@Washington	W	2-1	24-24-17	16,184
25	Dec. 9	OTTAWA	W	6-5	9-10-6	16,994	66	Mar. 13	TAMPA BAY	W	1-0	25-24-17	** 19,250
26	Dec. 12	CALGARY	L	2-4	9-11-6	17,334	67	Mar. 17	@San Jose	L	2-4	25-25-17	17,483
27	Dec. 16	PITTSBURGH	W	4-1	10-11-6	18,165	68	Mar. 20	@Los Angeles	L	3-4	25-26-17	14,551
28	Dec. 19	EDMONTON	W	3-1	11-11-6	17,953	69	Mar. 21	@Anaheim	W	5-2	26-26-17	14,634
29	Dec. 23	WASHINGTON	L	0-4	11-12-6	18,535	70	Mar. 24	NY RANGERS	L	1-2	26-27-17	** 19,250
30	Dec. 26	@Tampa Bay	W	3-1	12-12-6	17,983	71	Mar. 26	NASHVILLE	W	4-1	27-27-17	17,755
31	Dec. 28	NY ISLANDERS	W	5-1	13-12-6	** 19,250	72	Mar. 28	NEW JERSEY	T	2-2	27-27-18	18,870
32	Dec. 30	@Pittsburgh	L	4-7	13-13-6	17,112	73	Mar. 31	NY ISLANDERS	L	3-5	27-28-18	18,028
33	Jan. 1	CAROLINA	T	3-3	13-13-7	18,505	74	Apr. 1	@Washington	L	3-5	27-29-18	13,511
34	Jan. 2	PITTSBURGH	L	2-4	13-14-7	** 19,250	75	Apr. 3	OTTAWA	L	4-6	27-30-18	18,829
35	Jan. 5	@Phoenix	T	2-2	13-14-8	14,104	76	Apr. 5	WASHINGTON	L	0-3	27-31-18	17,670
36	Jan. 6	@Colorado	W	2-2	13-14-9	16,061	77	Apr. 7	BOSTON	L	2-5	27-32-18	18,987
37	Jan. 8	@Vancouver	T	1-1	13-14-10	15,027	78	Apr. 9	@Buffalo	L	1-3	27-33-18	18,595
38	Jan. 10	@Calgary	W	2-1	14-14-10	15,348	79	Apr. 10	@Toronto	L	1-9	27-34-18	18,800
39	Jan. 13	TORONTO	T	3-3	14-14-11	17,552	80	Apr. 12	@Ottawa	W	2-0	28-34-18	17,996
40	Jan. 14	@Carolina	L	2-3	14-15-11	6,544	81	Apr. 14	MONTREAL	W-T	3-2	29-34-18	18,755
41	Jan. 16	NY ISLANDERS	W	1-0	15-15-11	19,097	82	Apr. 17	TAMPA BAY	W	6-2	30-34-18	19,079

**Denotes Home Sellout

1999-00 FLORIDA PANTHERS

RECORD: 43-27-6 (98 Points)

GENERAL MANAGER: Bryan Murray

COACH: Terry Murray

EASTERN CONFERENCE FINISH: 5th

SOUTHEAST DIVISION FINISH: 2nd

CAPTAIN: Scott Mellanby

NO	POS	NAME	GP	G	A	PTS	PIM	+/-	PP	SH	GW	GT	SHTS	PCTG	
10	RW	Pavel Bure	FLA	74	58	36	94	16	25	11	2	14	0	360	16.1
14	C	Ray Whitney	FLA	81	29	42	71	35	16	5	0	3	2	198	14.6
25	C	Viktor Kozlov	FLA	80	17	53	70	16	24	6	0	2	0	223	7.6
24	D	Robert Svehla	FLA	82	9	40	49	64	23	3	0	1	0	143	6.3
27	RW	Scott Mellanby	FLA	77	18	28	46	126	14	6	0	2	1	134	13.4
21	RW	Mark Parrish	FLA	81	26	18	44	39	1	0	3	0	0	152	17.1
28	D	Jaroslav Spacek	FLA	82	10	26	36	53	7	4	0	1	0	111	9.0
44	C	Rob Niedermayer	FLA	81	10	23	33	46	-5	1	0	4	0	135	7.4
4	D	Bret Hedican	FLA	76	6	19	25	68	4	2	0	1	0	58	10.3
13	LW	Oleg Kuvsha	FLA	78	5	20	25	34	3	2	0	0	0	110	4.5
26	RW	Ray Sheppard	FLA	47	10	10	20	4	-4	5	0	2	0	74	13.5
7	D	Mike Wilson	FLA	60	7	16	20	35	10	0	0	2	0	65	4.2
19	RW	Radek Dvorak	FLA	35	7	10	17	6	5	0	0	1	0	67	10.4
18	LW	Cam Stewart	FLA	65	9	7	16	30	-2	0	0	3	0	52	17.3
12	C	*Ryan Johnson	FLA	66	4	12	16	14	1	0	0	0	0	44	9.1
3	D	Paul Laus	FLA	77	3	8	11	172	-1	0	0	0	0	44	6.8
9	C	Len Barrie	FLA	14	4	6	10	6	4	0	0	0	0	15	26.7
Total				60	9	14	23	62	9	0	0	0	0	61	14.8
8	LW	Peter Worrell	FLA	48	3	6	9	169	-7	2	0	1	0	45	6.7
16	C	Mike Sillinger	FLA	13	4	4	8	16	-1	2	0	1	0	20	20.0
Total				80	23	29	52	102	-30	8	3	2	0	146	15.8
2	D	Lance Pitlick	FLA	82	3	5	8	44	7	0	0	1	0	26	11.5
22	D	Todd Simpson	FLA	80	1	6	7	202	5	0	0	0	0	50	2.0
5	D	*Filip Kuba	FLA	13	1	5	6	2	-3	1	0	1	0	16	6.3
16	RW	*Ivan Novoseltsev	FLA	14	2	1	3	8	-3	2	0	0	0	8	25.0
12	LW	Alex Hicks	FLA	8	1	2	3	4	3	0	0	0	0	6	16.7
6	D	*Dan Boyle	FLA	13	0	3	3	4	-2	0	0	0	0	9	0
29	G	Mike Vernon	FLA	34	0	3	3	2	0	0	0	0	0	0	0
Total				49	0	3	3	2	0	0	0	0	0	0	0
48	LW	*Marcus Nilson	FLA	9	0	2	2	2	2	0	0	0	0	6	0
45	D	*Brad Ference	FLA	13	0	2	2	46	2	0	0	0	0	10	0
32	G	Rich Shulmistr	FLA	1	0	0	0	0	0	0	0	0	0	0	0
48	LW	*Dave Duerden	FLA	2	0	0	0	0	0	0	0	0	0	1	0
47	C	Craig Ferguson	FLA	3	0	0	0	0	-2	0	0	0	0	2	0
40	C	*Eric Boguniecki	FLA	4	0	0	0	2	-1	0	0	0	0	5	0
48	LW	*Dwayne Hay	FLA	6	0	0	0	2	-2	0	0	0	0	3	0
1	G	Sean Burke	FLA	7	0	0	0	2	0	0	0	0	0	0	0
23	C	Chris Wells	FLA	13	0	0	0	14	-5	0	0	0	0	5	0
30	G	Mikhail Shtalenkov	FLA	15	0	0	0	2	0	0	0	0	0	0	0
Total				30	0	3	4	0	0	0	0	0	0	0	0
15	D	*John Jakopin	FLA	17	0	0	0	26	-2	0	0	0	0	1	0
37	G	Trevor Kidd	FLA	28	0	0	0	0	0	0	0	0	0	0	0

GOALTENDERS	GP	W	L	T	GAA	MIN	EN	SO	GA	SA	SV%	G	A	PIM
Rich Shulmistr	1	0	0	0	1.00	60	0	0	1	21	95.2	0	0	0
30 Mikhail Shtalenkov	15	8	4	2	2.31	882	0	0	34	369	.908	0	0	2
29 Mike Vernon	34	18	13	2	2.47	2019	2	1	83	1020	.919	0	3	2
1 Sean Burke	7	2	5	0	2.58	418	2	0	18	208	.913	0	0	2
7 Trevor Kidd	28	14	12	2	2.63	1574	0	0	69	809	.915	0	0	0
FLA TOTALS	82	43	33	6	2.53	4965	4	2	209	2431	.914			

*Indicates Rookie

GAME	DATE	OPPONENT	RESULT	SCORE	RECORD	ATTENDANCE	GAME	DATE	OPPONENT	RESULT	SCORE	RECORD	ATTENDANCE
1	Oct. 2	WASHINGTON	W	4-3	1-0-0-0	16,767	42	Jan. 14	CAROLINA	W	5-1	25-11-3-3	15,073
2	Oct. 6	LOS ANGELES	W	4-2	2-0-0-0	13,751	43	Jan. 15	@Tampa Bay	W	5-2	26-11-3-3	14,619
3	Oct. 9	DETROIT	T	2-2	2-0-1-0	18,239	44	Jan. 17	PHILADELPHIA	W	3-1	27-11-3-3	17,029
4	Oct. 12	@Montreal	W	2-1	3-0-1-0	19,380	45	Jan. 19	WASHINGTON	L	1-3	27-12-3-3	14,002
5	Oct. 13	@Toronto	L	2-3	3-1-1-0	18,765	46	Jan. 21	@Atlanta	T	3-3	27-12-3-3	17,814
6	Oct. 16	ANAHEIM	W-OT	3-2	4-1-1-0	14,854	47	Jan. 22	BOSTON	W-OT	4-3	28-12-4-3	18,423
7	Oct. 20	VANCOUVER	W	5-2	5-1-1-0	14,585	48	Jan. 26	NEW JERSEY	L	2-3	28-13-4-3	15,689
8	Oct. 22	CALGARY	L-OT	2-3	5-1-1-1	14,423	49	Jan. 27	@Philadelphia	L	2-4	28-14-4-3	19,781
9	Oct. 24	@Philadelphia	L	0-2	5-2-1-1	19,301	50	Jan. 29	EDMONTON	W	2-1	29-14-4-3	16,181
10	Oct. 27	NY ISLANDERS	W	6-3	6-2-1-1	14,342	51	Feb. 1	@Carolina	L	2-4	29-15-4-3	8,482
11	Oct. 29	@Buffalo	L-OT	2-3	6-2-1-2	17,503	52	Feb. 2	MONTREAL	W	3-1	30-15-4-3	15,066
12	Oct. 30	@Ottawa	L	0-5	6-3-1-2	15,239	53	Feb. 9	SAN JOSE	W	4-1	31-15-4-3	14,274
13	Nov. 3	@Edmonton	T	2-2	6-3-2-2	13,646	54	Feb. 11	@Ottawa	L	3-5	31-16-4-3	17,763
14	Nov. 5	@Vancouver	L	2-3	6-4-2-2	17,055	55	Feb. 12	@Boston	W	5-1	32-16-4-3	17,565
15	Nov. 6	@Calgary	W	6-3	7-4-2-2	15,735	56	Feb. 14	@Montreal	L	1-4	32-17-4-3	18,781
16	Nov. 10	ATLANTA	W	4-1	8-4-2-2	14,745	57	Feb. 16	NY RANGERS	W	3-0	33-17-4-3	17,437
17	Nov. 13	BUFFALO	W	3-1	9-4-2-2	16,221	58	Feb. 19	PITTSBURGH	L	1-2	33-18-4-3	**19,250
18	Nov. 17	@Colorado	W	2-1	10-4-2-2	18,001	59	Feb. 21	OTTAWA	L	2-4	33-19-4-3	15,226
19	Nov. 18	@St. Louis	L	0-3	10-5-2-2	16,619	60	Feb. 23	@Washington	L-OT	2-3	33-19-4-4	14,386
20	Nov. 20	PITTSBURGH	W-OT	2-1	11-5-2-2	16,349	61	Feb. 24	@Carolina	W	4-2	34-19-4-4	10,494
21	Nov. 24	PHILADELPHIA	L	1-6	11-6-2-2	16,624	62	Feb. 26	CAROLINA	L-OT	1-2	34-19-4-5	16,801
22	Nov. 26	NY RANGERS	W	6-2	12-6-2-2	17,276	63	Feb. 28	BUFFALO	L	2-5	34-20-4-5	14,916
23	Nov. 27	ATLANTA	W	3-0	13-6-2-2	14,618	64	Mar. 1	TORONTO	W	3-1	35-20-4-5	15,896
24	Dec. 3	@Atlanta	L	1-2	13-7-2-2	18,545	65	Mar. 3	@NY Rangers	L	2-4	35-21-4-5	18,200
25	Dec. 4	WASHINGTON	W	2-1	14-7-2-2	14,805	66	Mar. 4	ST. LOUIS	T	1-1	35-21-5-5	17,357
26	Dec. 8	@Phoenix	W	6-1	15-7-2-2	14,891	67	Mar. 7	@Washington	L	2-4	35-22-5-5	15,035
27	Dec. 10	@Dallas	L	3-4	15-8-2-2	17,001	68	Mar. 10	@Tampa Bay	W	4-3	36-22-5-5	12,232
28	Dec. 11	@Nashville	W	4-2	16-8-2-2	16,579	69	Mar. 11	CHICAGO	L	2-5	36-23-5-5	18,223
29	Dec. 15	NASHVILLE	W	3-2	17-8-2-2	13,793	70	Mar. 16	@Pittsburgh	L	2-4	36-24-5-5	16,958
30	Dec. 17	@Buffalo	W	4-2	18-8-2-2	16,753	71	Mar. 18	@NY Islanders	W	4-2	37-24-5-5	10,019
31	Dec. 18	@Pittsburgh	W	5-2	19-8-2-2	15,498	72	Mar. 19	@New Jersey	L	2-5	37-25-5-5	16,575
32	Dec. 20	TORONTO	L	4-6	19-9-2-2	16,794	73	Mar. 21	@NY Rangers	W	4-3	38-25-5-5	18,200
33	Dec. 22	ATLANTA	T	3-3	19-9-3-2	15,154	74	Mar. 23	@Boston	W	3-1	39-25-5-5	15,808
34	Dec. 26	@Carolina	L-OT	3-4	19-9-3-3	13,940	75	Mar. 25	MONTREAL	W	4-2	40-25-5-5	17,917
35	Dec. 27	@Tampa Bay	W	6-1	20-9-3-3	16,802	76	Mar. 29	DALLAS	L	1-4	40-26-5-5	16,484
36	Dec. 30	@Chicago	L	1-2	20-10-3-3	17,752	77	Mar. 31	OTTAWA	W	3-1	41-26-5-5	14,835
37	Jan. 1	TAMPA BAY	W	7-5	21-10-3-3	17,802	78	Apr. 1	TAMPA BAY	T	3-3	41-26-6-5	16,855
38	Jan. 5	@Anaheim	W	5-1	22-10-3-3	13,024	79	Apr. 3	NEW JERSEY	W	5-2	42-26-6-5	15,427
39	Jan. 6	@Los Angeles	L	2-4	22-11-3-3	14,114	80	Apr. 5	BOSTON	W	6-3	43-26-6-5	16,655
40	Jan. 8	@San Jose	W	4-2	23-11-3-3	17,483	81	Apr. 8	@New Jersey	L-OT	1-2	43-26-6-6	17,564
41	Jan. 12	NY ISLANDERS	W	4-3	24-11-3-3	14,602	82	Apr. 9	@NY Islanders	L	2-3	43-27-6-6	9,316

**Denotes Home Sellout

2000-01 FLORIDA PANTHERS

RECORD: 22-38-13-9 (66 Points)

COACH: Terry Murray/Duane Sutter

SOUTHEAST DIVISION FINISH: 3rd

GENERAL MANAGER: Bryan Murray/
Bill Torrey

EASTERN CONFERENCE FINISH: 12th

CAPTAIN: Scott Mellanby

NO	POS	NAME	GP	G	A	PTS	PIM	+/-	PP	SH	GW	GT	SHTS	PCTG		
10	RW	Pavel Bure	FLA	82	59	33	92	-2	58	19	5	8	3	384	15.4	
25	C	Viktor Kozlov	FLA	51	14	23	37	-4	10	6	0	2	0	139	10.1	
18	LW	Marcus Nilsson	FLA	78	12	24	36	-3	74	0	0	2	0	141	8.5	
16	C	#Mike Silfverberg	FLA	55	13	21	34	-11	44	1	0	2	0	100	13.0	
44	C	Rob Niedermayer	FLA	67	12	20	32	-12	50	3	1	0	0	115	10.4	
14	LW	#Ray Whitney	FLA	43	10	21	31	-16	28	5	0	0	0	117	8.5	
11	C	Keyin Adams	FLA	12	3	6	9	7	2	0	0	2	0	21	14.3	
		CBJ	66	8	12	20	-4	52	0	0	1	0	0	84	9.5	
		Total	78	11	18	29	3	54	0	0	3	0	105	10.5		
13	C	Vaclav Prospal	FLA	34	4	12	16	-2	10	1	0	0	0	68	5.9	
		OTT	40	1	12	13	1	12	0	0	0	0	0	68	1.5	
		Total	74	5	24	29	-1	22	1	0	0	0	136	3.7		
24	D	Robert Svehla	FLA	82	6	22	28	-8	76	0	0	0	0	121	5.0	
29	D	Anders Eriksson	FLA	60	0	21	21	2	28	0	0	0	0	80	0.0	
		CHI	23	2	3	5	-4	2	1	0	0	0	0	19	10.5	
		Total	73	2	24	26	-2	30	1	0	0	0	99	2.0		
17	LW	Greg Adams	FLA	60	11	12	23	-3	10	2	0	1	0	66	16.7	
9	C	Len Barrie	FLA	60	5	18	23	4	135	0	1	2	0	48	10.4	
26	D	Dan Boyle	FLA	69	4	18	22	-14	28	1	0	0	0	83	4.8	
4	D	Bret Hedican	FLA	70	5	15	20	-7	72	4	0	1	0	104	4.8	
21	RW	*Denis Shvidki	FLA	43	6	10	16	6	16	0	0	1	0	28	21.4	
12	C	Olli Jokinen	FLA	78	6	10	16	-22	106	0	0	0	0	121	5.0	
8	LW	Peter Worrell	FLA	71	3	7	10	-10	248	0	0	0	0	86	3.5	
27	RW	#Scott Mellanby	FLA	40	4	9	13	-13	46	1	0	0	0	58	6.9	
9	C	#Igor Lanirov	FLA	26	5	6	11	-11	10	2	0	0	0	15	33.3	
39	RW	*Yan Novoseltsev	FLA	38	3	6	9	5	16	0	0	0	0	34	14.7	
19	C	*Serge Payer	FLA	43	5	1	6	0	21	0	1	0	0	34	14.7	
36	D/W	*Joey Tetarenko	FLA	29	3	1	4	-1	44	0	0	0	0	21	14.3	
22	D	#Todd Simpson	FLA	25	1	3	4	0	74	0	0	1	0	26	3.8	
28	D	#Jaroslav Spacek	FLA	12	2	1	3	-4	8	1	0	0	0	21	9.5	
3	D/W	Paul Laus	FLA	25	1	2	3	5	66	0	0	0	0	18	5.6	
15	D	*John Jakopin	FLA	60	1	2	3	-4	62	0	0	0	0	23	4.3	
2	D	Lance Pitlick	FLA	68	1	2	3	-5	42	0	0	0	0	24	4.2	
5	D	Yan Golubovsky	FLA	6	0	2	2	3	2	0	0	0	0	4	.0	
49	D	*Lance Ward	FLA	30	0	2	2	-3	45	0	0	0	0	17	.0	
41	LW	*Andrei Podkonicky	FLA	6	1	0	1	0	2	0	0	0	0	5	20.0	
15	D	*Brad Ference	FLA	14	0	1	1	-10	14	0	0	0	0	1	.0	
7	D	Mike Wilson	FLA	19	0	1	1	-7	25	0	0	0	0	26	.0	
37	G	Trevor Kidd	FLA	42	0	1	1	0	6	0	0	0	0	0	.0	
43	RW	Paul Brousseau	FLA	1	0	0	0	0	0	0	0	0	0	0	.0	
23	RW	Rocky Thompson	FLA	3	0	0	0	0	19	0	0	0	0	0	.0	
45	RW	#David Emma	FLA	6	0	0	0	-1	0	0	0	0	0	6	.0	
35	D	Peter Ratchuk	FLA	8	0	0	0	-1	0	0	0	0	0	11	.0	
1	G	*Roberto Luongo	FLA	4	0	0	0	0	2	0	0	0	0	0	.0	
GOALTENDERS			GP	W	L	T	GAA	MIN	EN	SO	GA	SA	SV%	G	A	PIM
1		*Roberto Luongo	47	12	24	7	2.44	2628	6	5	107	1333	.920	0	0	2
37		Trevor Kidd	42	10	23	6	3.31	2354	3	1	130	1217	.893	0	1	6
		FLA TOTALS	82	22	47	13	2.95	5006	9	6	246	2559	.904			

*Indicates Rookie #Indicates Traded Player

GAME	DATE	OPPONENT	RESULT	SCORE	RECORD	ATTENDANCE	GAME	DATE	OPPONENT	RESULT	SCORE	RECORD	ATTENDANCE
1	Oct. 6	VANCOUVER	L-OT	3-4	0-0-0-1	17,535	42	Jan. 9	@ Carolina	L	3-7	8-21-7-6	8,732
2	Oct. 9	@Boston	L	2-4	0-1-0-1	14,415	43	Jan. 12	CAROLINA	T	2-2	8-21-8-6	12,727
3	Oct. 13	CAROLINA	T	2-2	0-1-1-1	13,764	44	Jan. 13	PHILADELPHIA	L	1-4	8-22-8-6	16,105
4	Oct. 18	@Phoenix	L-OT	1-2	0-1-1-2	12,862	45	Jan. 15	DALLAS	W	2-0	9-22-8-6	12,328
5	Oct. 20	@Colorado	L	1-5	0-2-1-2	18,007	46	Jan. 17	@Chicago	L	0-5	9-23-8-6	12,750
6	Oct. 22	@Minnesota	T	0-0	0-2-2-2	18,064	47	Jan. 19	@Buffalo	L	0-1	9-24-8-6	18,890
7	Oct. 25	NEW JERSEY	L	1-2	0-3-2-2	13,791	48	Jan. 20	@Philadelphia	L	3-5	9-25-8-6	19,682
8	Oct. 27	@Nashville	T	3-3	0-3-3-2	15,143	49	Jan. 22	@Boston	W	3-2	10-25-8-6	14,770
9	Oct. 28	OTTAWA	W	3-1	1-3-3-2	14,501	50	Jan. 24	@Washington	L	1-2	10-26-8-6	16,780
10	Oct. 30	@New Jersey	L-OT	5-6	1-3-3-3	13,168	51	Jan. 26	OTTAWA	L-OT	4-5	10-26-8-7	12,958
11	Nov. 1	NY ISLANDERS	L	0-3	1-4-3-3	13,371	52	Jan. 27	TAMPA BAY	W-OT	3-2	11-26-8-7	14,612
12	Nov. 4	WASHINGTON	T	2-3	1-5-3-3	14,656	53	Jan. 30	@Tampa Bay	L	3-4	11-27-8-7	11,752
13	Nov. 8	MONTREAL	L	2-4	1-6-3-3	14,028	54	Jan. 31	BUFFALO	W	5-2	12-27-8-7	13,003
14	Nov. 10	CALGARY	3-3	1-6-4-3	14,085	55	Feb. 7	MINNESOTA	W	2-1	13-27-8-7	12,422	
15	Nov. 13	ATLANTA	L	1-4	1-7-4-3	13,686	56	Feb. 9	NY RANGERS	L	2-4	13-28-8-7	17,273
16	Nov. 15	@Carolina	W	4-1	2-7-4-3	11,088	57	Feb. 10	@Atlanta	W	7-3	14-28-8-7	18,196
17	Nov. 17	@Columbus	W	3-0	3-7-4-3	17,615	58	Feb. 14	PHOENIX	W	4-3	15-28-8-7	12,785
18	Nov. 18	@Ottawa	L	2-5	3-8-4-3	18,204	59	Feb. 16	BOSTON	W	2-1	16-28-8-7	15,196
19	Nov. 21	@Montreal	W	4-1	4-8-4-3	19,009	60	Feb. 19	ST. LOUIS	W	3-0	17-28-8-7	14,305
20	Nov. 24	@Tampa Bay	L	1-2	4-9-4-3	19,424	61	Feb. 21	@Pittsburgh	L-OT	2-3	17-28-8-7	16,958
21	Nov. 25	TAMPA BAY	W-OT	2-1	5-9-4-3	15,612	62	Feb. 22	@Ottawa	L	2-4	17-29-8-7	18,500
22	Nov. 29	CAROLINA	L-OT	1-2	5-9-4-4	13,008	63	Feb. 24	@NY Islanders	L	4-5	17-30-8-7	13,224
23	Dec. 1	DETROIT	L	1-3	5-10-4-4	17,013	64	Feb. 26	@New Jersey	L	3-5	17-31-8-7	14,114
24	Dec. 2	@St. Louis	T	3-5	5-11-4-4	19,964	65	Feb. 28	@NY Rangers	W	4-1	18-33-8-7	18,200
25	Dec. 4	@Toronto	T	4-4	5-11-5-4	19,144	66	Mar. 2	ATLANTA	L	3-4	17-33-8-7	15,171
26	Dec. 6	NY ISLANDERS	L	1-4	5-12-5-4	13,034	67	Mar. 3	@Atlanta	T	2-2	17-33-9-8	16,331
27	Dec. 8	@Atlanta	L-OT	3-4	5-12-5-5	15,002	68	Mar. 7	SAN JOSE	T	3-3	17-33-10-8	12,855
28	Dec. 9	Colorado	L	2-4	5-13-5-5	15,290	69	Mar. 9	COLUMBUS	L-OT	6-7	17-33-10-9	13,358
29	Dec. 13	@Detroit	T	3-3	5-13-6-5	19,995	70	Mar. 11	@NY Islanders	W	4-1	18-33-10-9	15,178
30	Dec. 15	@Pittsburgh	W	4-1	6-13-6-5	15,004	71	Mar. 14	EDMONTON	T	2-2	18-34-11-9	13,100
31	Dec. 16	@Buffalo	L	2-3	6-14-6-5	17,403	72	Mar. 16	PITTSBURGH	L	3-6	18-34-11-9	** 19,205
32	Dec. 18	@NY Rangers	L	3-6	6-15-6-5	18,200	73	Mar. 17	TORONTO	L	3-5	18-35-11-9	16,205
33	Dec. 20	PITTSBURGH	T	2-2	6-15-7-5	13,992	74	Mar. 20	@Montreal	T	3-3	18-35-12-9	20,080
34	Dec. 22	NEW JERSEY	L	0-2	6-16-7-5	14,428	75	Mar. 21	@Toronto	W	3-1	19-35-12-9	19,309
35	Dec. 23	@Washington	L	3-5	6-17-7-5	15,001	76	Mar. 23	WASHINGTON	W	4-1	20-35-12-9	14,354
36	Dec. 27	PHILADELPHIA	L	2-5	6-18-7-5	16,160	77	Mar. 28	MONTREAL	T	2-2	20-35-13-9	14,239
37	Dec. 29	BOSTON	W	3-0	6-18-7-5	15,336	78	Mar. 30	TAMPA BAY	L	2-4	20-36-13-9	15,937
38	Dec. 30	TORONTO	L	1-4	7-19-7-5	17,874	79	Apr. 2	BUFFALO	L	3-5	20-37-13-9	13,211
39	Jan. 3	@Anaheim	L-OT	2-3	7-19-7-6	11,396	80	Apr. 3	@Philadelphia	W	2-1	21-37-13-9	19,565
40	Jan. 4	@Los Angeles	W	4-3	8-19-7-6	14,131	81	Apr. 5	@Washington	L	0-3	21-38-13-9	14,727
41	Jan. 6	@San Jose	L	1-3	8-20-7-6	17,496	82	Apr. 7	NY RANGERS	W	3-0	22-38-13-9	18,389

**Denotes Home Sellout

2002-03 FLORIDA PANTHERS

RECORD: 24-36-13-9 (70 Points)

GENERAL MANAGER: Rick Dudley

COACH: Mike Keenan

EASTERN CONFERENCE FINISH: 13th

SOUTHEAST DIVISION FINISH: 4th

CAPTAIN: No Captain

12	POS	NAME	GP	G	A	PTS	PIM	+/	PP	SH	GW	GT	SHTS	PCTG	
12	C	Olli Jokinen	FLA	81	36	29	65	-17	79	13	3	6	0	240 15.0	
25	RW	Viktor Kozlov	FLA	74	22	34	56	-8	18	7	1	1	1	232 19.5	
22	LW	Kristian Huselius	FLA	78	20	23	43	-6	20	3	0	3	3	187 10.7	
18	LW	Marcus Nilson	FLA	82	15	19	34	2	31	7	1	0	0	187 8.0	
16	C	Matt Cullen	ANA	50	7	14	21	-4	12	1	0	1	0	77 9.1	
			FLA	30	6	6	12	-4	22	2	1	1	0	44 11.1	
		TOTAL	80	13	20	33	-8	34	3	1	2	0	131	9.9	
39	RW	Ivan Novoseltsev	FLA	78	10	17	27	-16	30	1	0	0	1	115 8.7	
27	RW	*Jaroslav Bednar	LA	15	0	9	9	3	4	0	0	0	0	29 0.0	
			FLA	52	5	13	18	-2	14	2	0	1	2	66 7.6	
		TOTAL	67	5	22	27	1	18	2	0	1	2	95	5.3	
20	RW	*Valeri Bure	FLA	46	5	21	26	-11	10	3	0	2	0	150 3.3	
44	D	*Sandsi Ozolinsh	FLA	51	7	19	26	-16	40	5	0	2	0	83 8.4	
14	LW	Niklas Hagman	FLA	80	8	15	23	-8	20	2	0	0	0	132 6.1	
9	C	*Stephen Weiss	FLA	77	6	15	21	-13	17	0	0	2	0	87 6.9	
4	D	*Jay Bouwmeester	FLA	82	4	12	16	-29	14	2	0	0	2	110 3.6	
6	D	Andreas Lilja	LA	17	0	3	3	5	14	0	0	0	0	13 0.0	
			FLA	56	4	8	12	8	56	0	0	0	0	59 6.8	
		TOTAL	73	4	11	15	13	70	0	0	0	0	72	5.6	
56	D	Ivan Majesky	FLA	82	4	8	12	-18	92	0	0	2	0	52 7.7	
7	D	Pavel Tmka	ANA	24	3	6	9	2	6	1	0	0	0	33 9.1	
			FLA	22	0	3	3	-1	24	0	0	0	0	25 0.0	
		TOTAL	46	3	9	12	1	30	1	0	0	0	58	5.2	
34	D	Mathieu Biron	FLA	34	1	8	9	-18	14	0	1	0	0	52 1.9	
32	LW	Stephane Matteau	FLA	52	4	4	8	-9	27	0	0	0	0	47 8.5	
35	D	*Brad Ference	FLA	60	2	6	8	2	118	0	0	0	0	41 4.9	
46	D	*Dmitry Yushkevich	FLA	23	1	6	7	-12	14	0	0	0	0	23 4.3	
17	C	*Ryan Johnson	FLA	58	2	5	7	-13	26	0	0	0	0	54 3.7	
21	RW	Dennis Shvidki	FLA	23	4	2	6	-7	12	2	0	1	0	29 13.8	
8	LW	Peter Worrell	FLA	63	2	3	5	-14	193	0	0	0	0	52 3.8	
29	LW	Jeff Toms	FLA	8	2	2	4	2	4	0	0	1	0	12 16.7	
49	RW/D	*Lance Ward	FLA	36	3	1	4	-4	78	0	0	1	0	34 8.8	
			STL	20	0	3	3	8	0	0	0	0	0	21 0.0	
		Mike Van Ryn	FLA	0	0	0	0	0	0	0	0	0	0	0 0.0	
		TOTAL	20	0	3	3	3	8	0	0	0	0	0	21	0.0
19	C	Byron Ritchie	FLA	30	0	3	3	-4	19	0	0	0	0	29 0.0	
5	D	Branislav Mezei	FLA	11	2	0	2	-2	10	0	0	1	0	10 20.0	
55	D	Igor Ulanov	FLA	56	1	1	2	7	39	0	0	0	0	20 5.0	
29	D	Igor Kravchuk	FLA	7	0	1	1	-3	4	0	0	0	0	8 0.0	
3	RW	*Juraj Kolnik	FLA	10	0	1	1	1	0	0	0	0	0	14 0.0	
38	LW	Eric Baudouin	FLA	15	0	1	1	-7	25	0	0	0	0	11 0.0	
15	RW	Jim Campbell	FLA	1	0	0	0	0	0	0	0	0	0	3 0.0	
28	D	Jamie Rivers	FLA	1	0	0	0	-2	2	0	0	0	0	2 0.0	
			NSH	1	0	0	0	0	0	0	0	0	0	1 0.0	
		Pascal Trepanier	FLA	0	0	0	0	0	0	0	0	0	0	0 0.0	
		TOTAL	1	0	0	0	0	0	0	0	0	0	0	1	0.0
36	RW	*Joey Tetarenko	FLA	2	0	0	0	-1	4	0	0	0	0	2 0.0	
33	D	*Kyle Rossiter	FLA	3	0	0	0	-2	0	0	0	0	0	0 0.0	
26	RW	Pierre Dagenais	FLA	9	0	0	0	-1	4	0	0	0	0	5 0.0	
24	LW	Darcy Hordichuk	FLA	25	0	0	0	-1	82	0	0	0	0	5 0.0	
			PHX	3	0	0	0	-1	15	0	0	0	0	2 0.0	
		TOTAL	28	0	0	0	-2	97	0	0	0	0	0	7	0.0

	GOALTENDERS	GP	W	L	T	GAA	MIN	EN	SO	GA	SA	SV%	G	A	PIM
1	GOALTENDERS	65	3627	2.71	20	34	7	7	6	164	2011	.918	0	0	4
30	Jani Hume	28	5021	2.83	24	45	13	7	7	237	2725	.913	0	0	6
	FLA TOTALS														

*Indicates Rookie #Indicates Traded Player

GAME	DATE	OPPONENT	RESULT	SCORE	RECORD	ATTENDANCE	GAME	DATE	OPPONENT	RESULT	SCORE	RECORD	ATTENDANCE
1	10/10	TAMPA BAY	L-OT	3-4	0-0-0-1	18,013	42	1/10	NEW JERSEY	L	1-2	12-13-9-8	16,144
2	10/12	@Atlanta	W	4-1	1-0-0-1	18,545	43	1/11	@Washington	L	2-12	12-14-9-8	16,687
3	10/15	@Minnesota	L	1-4	1-1-0-1	18,064	44	1/13	@New Jersey	L	2-6	12-15-9-8	10,191
4	10/17	@Chicago	L	1-3	1-2-0-1	10,192	45	1/15	BOSTON	W	3-0	13-15-9-8	13,844
5	10/19	@Columbus	L	1-4	1-3-0-1	17,424	46	1/18	PITTSBURGH	W	3-0	14-15-9-8	18,313
6	10/21	ATLANTA	W	3-2	2-3-0-1	12,144	47	1/20	MONTREAL	L	2-3	14-16-9-8	**19,290
7	10/23	@Toronto	W	4-1	3-3-0-1	18,781	48	1/22	OTTAWA	L	1-2	14-17-9-8	13,944
8	10/24	@NY Islanders	L	3-5	3-4-0-1	12,234	49	1/24	@Carolina	L	1-3	14-18-9-8	15,346
10	10/26	WASHINGTON	T	1-1	3-4-1-1	14,913	50	1/25	CAROLINA	W	3-2	15-18-9-8	16,122
10	10/28	TAMPA BAY	L	1-6	3-5-1-1	13,244	51	1/28	@Montreal	L	3-6	15-19-9-8	20,025
11	10/30	@Dallas	W	3-2	4-5-1-1	18,532	52	1/30	@Detroit	T	2-2	15-19-10-8	20,058
12	11/2	ATLANTA	L	1-3	4-6-1-1	13,722	53	2/5	TORONTO	L	0-6	15-20-10-8	13,944
13	11/6	PITTSBURGH	W	4-3	5-6-1-1	14,244	54	2/6	@Pittsburgh	W	6-0	16-20-10-8	12,231
14	11/7	@ISLANDERS	L-OT	1-2	5-7-2	15,604	55	2/8	TAMPA BAY	T	0-4	16-20-11-8	14,522
15	11/9	CALGARY	W	3-0	6-1-2	14,794	56	2/12	NY RANGERS	L	1-3	16-21-11-8	15,834
16	11/11	CHICAGO	T	2-2	6-6-2	12,974	57	2/14	BOSTON	L-OT	5-6	16-21-11-9	14,813
17	11/13	@Philadelphia	T	1-1	6-6-3-2	18,834	58	2/15	WASHINGTON	L	1-2	16-22-11-9	16,144
18	11/14	@Ottawa	L-OT	2-3	6-6-3-3	13,323	59	2/18	@Montreal	W	3-0	17-22-11-9	21,026
19	11/16	SAN JOSE	L	7-3	6-7-3-3	16,322	60	2/20	@Ottawa	W	4-3	18-22-11-9	15,250
20	11/19	@Atlanta	L-OT	3-3	6-7-3-4	9,012	61	2/22	@Philadelphia	W	2-1	20-25-12-9	19,294
21	11/20	NY ISLANDERS	T	3-3	6-7-4-4	14,444	62	2/24	BUFFALO	T	2-2	22-12-12-9	11,944
22	11/22	@Phoenix	T	3-3	6-7-5-4	11,377	63	2/26	ANAHEIM	L	1-2	19-23-12-9	14,644
23	11/24	@Anahiem	T	4-4	6-7-6-4	13,254	64	2/27	@Tampa Bay	L	1-3	19-24-12-9	14,192
24	11/27	@Los Angeles	W	5-2	7-7-6-4	16,782	65	3/1	@NY Rangers	L	2-5	19-25-12-9	18,200
25	11/30	VANCOUVER	L	2-5	7-8-6-4	15,313	66	3/3	@Toronto	W	2-1	20-25-12-9	19,294
26	12/4	CAROLINA	W	4-2	8-8-6-4	10,944	67	3/5	COLORADO	L	1-3	20-26-12-9	15,913
27	12/6	@Carolina	W	2-0	9-8-6-4	17,006	68	3/7	@Atlanta	W	2-1	21-26-12-9	14,224
28	12/7	EDMONTON	L	0-4	9-9-6-4	14,144	69	3/8	BUFFALO	L	0-4	21-27-12-9	**19,200
29	12/10	PHILADELPHIA	L	2-5	9-10-6-4	12,622	70	3/10	@NY Rangers	W	2-1	22-27-12-9	18,200
30	12/13	NY ISLANDERS	T	3-3	9-10-7-4	14,313	71	3/12	MONTREAL	L	0-4	22-28-12-9	15,844
31	12/18	TORONTO	T	2-2	9-10-8-4	12,444	72	3/15	@Boston	L	1-4	22-29-12-9	15,576
32	12/20	@Buffalo	W	3-0	10-10-8-4	10,752	73	3/16	@Pittsburgh	W	4-2	23-29-12-9	16,958
33	12/21	@Boston	T	3-3	10-10-9-4	13,208	74	3/19	MINNESOTA	L	1-3	23-30-12-9	15,344
34	12/23	NASHVILLE	L-OT	2-3	10-10-9-5	13,344	75	3/22	OTTAWA	L	1-3	23-31-12-9	18,613
35	12/27	DALLAS	L	0-4	10-11-9-5	**19,250	76	3/24	NEW JERSEY	L	1-4	23-32-12-9	16,644
36	12/28	NY RANGERS	L-OT	1-2	10-11-9-6	**19,250	77	3/26	@Buffalo	L	1-2	23-33-12-9	11,235
37	12/30	@NY Islanders	L-OT	1-4	10-11-9-7	15,238	78	3/27	@St. Louis	L	1-2	23-34-12-9	19,903
38	1/1	@New Jersey	W	2-1	11-11-9-7	13,044	79	3/29	@Tampa Bay	T	1-1	23-34-13-9	19,420
39	1/2	@Colorado	W	4-1	12-11-9-7	18,007	80	4/1	@Washington	L	0-3	23-35-13-9	17,745
40	1/4	@Vancouver	L	2-3	12-12-9-7	18,422	81	4/4	CAROLINA	W	4-1	24-35-13-9	**19,250
41	1/8	DETROIT	L-OT	1-2	12-12-9-8	**19,250	82	4/6	PHILADELPHIA	L	2-6	24-36-13-9	16,544

**Denotes Home Sellout

2003-04 FLORIDA PANTHERS

RECORD: 28-35-15-4 (75 Points)

GENERAL MANAGER: Rick Dudley

COACH: Mike Keenan

EASTERN CONFERENCE FINISH: 13th

SOUTHEAST DIVISION FINISH: 4th

CAPTAIN: No Captain

12	POS	NAME	GP	G	A	PTS	PIM	+/	PP	SH	GW	GT	SHTS	PCTG		
8	RW	#Valeri Bure	FLA	55	20	25	45	0	20	8	0	1	175	11.4		
6	D	Mike Van Ryn	FLA	79	13	24	37	-16	52	6	1	0	136	9.6		
22	LW	Kristian Huselius	FLA	76	10	21	31	-6	24	2	0	2	168	6.0		
9	C	Stephen Weiss	FLA	50	12	17	29	-10	10	3	0	2	82	14.6		
25	RW	#Viktor Kozlov	FLA	48	11	16	27	-4	16	3	1	1	117	9.4		
13	RW	Juraj Kolnik	FLA	53	14	11	25	-7	14	2	0	1	100	14.0		
14	LW	Niklas Hagman	FLA	75	10	13	23	-5	22	0	1	2	122	8.2		
16	C	*Nathan Horton	FLA	55	14	8	22	-5	57	6	1	0	81	17.3		
4	D	Jay Bouwmeester	FLA	61	2	18	20	-15	30	0	0	0	85	2.4		
17	C	Matt Cullen	FLA	56	6	13	19	-2	24	1	0	2	75	8.0		
18	LW	#Marcus Nilson	FLA	69	6	13	19	-9	26	1	1	1	110	5.5		
2	D	Lyle Odelein	FLA	82	4	12	16	-7	88	2	0	0	67	6.0		
7	D	Pavel Trnka	FLA	67	3	13	16	2	51	1	0	0	66	4.5		
28	RW	Donald Audette	MTL	23	3	5	8	-4	16	0	0	0	41	7.3		
			FLA	28	6	7	13	-9	22	5	0	0	66	8.1		
			TOTAL	51	9	12	21	-13	38	5	0	0	107	8.4		
34	D	Mathieu Biron	FLA	57	3	10	13	-13	51	0	0	1	75	4.0		
19	C	Byron Ritchie	FLA	50	5	6	11	-10	84	0	0	2	65	7.7		
11	RW	Mikael Samuelsson	FLA	37	3	6	9	0	35	0	0	1	50	6.0		
40	C	Vaclav Nedorost	FLA	32	4	3	7	-6	12	2	0	0	38	10.5		
6	D	Andreas Lila	FLA	79	3	4	7	-8	90	0	0	0	79	3.8		
23	D	*Lukas Krajcik	FLA	18	1	6	7	-2	12	1	1	0	16	6.3		
5	D	Branslav Mezei	FLA	45	0	7	7	-4	80	0	0	0	26	0		
38	LW	Eric Beaudoine	FLA	30	2	4	6	-6	12	0	0	0	30	6.7		
39	RW	#Ivan Novoseltsev	FLA	17	1	4	5	-6	8	0	0	0	25	4.0		
27	RW	Christian Berglund	NJ	23	2	3	5	-4	4	0	0	0	33	6.1		
			FLA	23	10	3	4	-2	10	0	0	0	17	17.6		
			TOTAL	33	5	4	9	-6	14	0	0	0	50	10.0		
24	LW	Darcy Hordichuk	FLA	57	3	1	4	-10	158	0	0	1	27	11.1		
29	LW	Eric Messier	FLA	21	0	3	3	-2	16	0	0	0	13	0		
20	C	#Craig MacDonald	FLA	34	0	3	3	-5	25	0	0	0	42	0		
1	G	Roberto Luongo	FLA	72	0	3	3	0	2	0	0	0	0	0		
2	RW	*Kamil Piro	ATL	14	0	1	1	-3	4	0	0	0	10	0		
			FLA	3	1	0	1	-1	0	1	0	0	1	100.0		
			TOTAL	17	1	1	2	-4	4	1	0	0	11	9.1		
27	RW	#Jaroslav Bednar	FLA	13	1	1	2	2	4	0	0	0	19	5.3		
20	LW	*Josh Olson	FLA	5	1	0	1	1	0	0	0	0	6	16.7		
23	LW	Lee Goren	FLA	2	0	0	1	1	4	0	0	0	1	0		
41	C	*Mike Green	FLA	11	0	1	1	0	2	0	0	0	7	0		
21	RW	Denis Shvidki	FLA	2	0	0	0	0	0	0	0	0	4	0		
33	D	*Kristian Kudroc	FLA	2	0	0	0	0	2	0	0	0	0	-		
44	C/LW	*Gregory Campbell	FLA	2	0	0	0	-1	5	0	0	0	0	0		
32	D	*Grant McNeill	FLA	3	0	0	0	0	5	0	0	0	0	0		
36	D	*Kyle Rossiter	FLA	4	0	0	0	-1	7	0	0	0	1	0		
35	RW	*Ty Jones	FLA	6	0	0	0	0	7	0	0	0	1	0		
31	G	Steve Shields	FLA	16	0	0	0	0	6	0	0	0	0	-		
GOALTENDERS			GP	W	L	T	GAA	MIN	EN	SO	GA	SA	SV%	G	A	PIM
1	Roberto Luongo		72	25	33	14	2.43	4252	7	7	172	2475	.931	2	3	2
31	Steve Shields		16	3	6	1	3.44	732	0	0	42	346	.879	0	0	6
FLA TOTALS			82	28	39	15	5.87	4984	7	7	221	2828	.922	0	3	8

*Indicates Rookie #Indicates Traded Player

GAME	DATE	OPPONENT	RESULT	SCORE	RECORD	ATTENDANCE	GAME	DATE	OPPONENT	RESULT	SCORE	RECORD	ATTENDANCE
1	10/9	CAROLINA	W	3-1	1-0-0-0	17,212	42	1/8	@ Philadelphia	W-TOT	4-3	14-17-9-2	19,221
2	10/11	BOSTON	T-OT	1-1	1-0-1-0	13,168	43	1/10	@ Calgary	L	2-4	14-18-9-2	16,809
3	10/13	@ Carolina	T-OT	2-2	1-0-2-0	10,223	44	1/11	@ Vancouver	T-OT	2-2	14-18-10-2	18,630
4	10/15	PHOENIX	L	1-2	1-1-2-0	10,069	45	1/13	@ Edmonton	L	2-4	14-19-10-2	18,839
5	10/18	@ NY Islanders	L	1-2	1-2-2-0	16,295	46	1/17	TAMPA BAY	W	2-1	15-19-10-2	**19,250
6	10/20	@ NY Rangers	L	1-3	1-3-2-0	17,351	47	1/19	ST. LOUIS	L-OT	1-2	15-19-10-3	15,202
7	10/22	@ New Jersey	W	2-1	2-3-2-0	10,016	48	1/21	COLORADO	L	5-6	15-20-10-3	16,832
8	10/24	MINNESOTA	L	3-4	2-4-2-0	15,539	49	1/23	WASHINGTON	W	4-1	16-20-10-3	18,452
9	10/25	@ Atlanta	W	3-2	3-4-2-0	16,680	50	1/24	@ Boston	W	2-1	17-20-10-3	16,814
10	10/29	@ Philadelphia	L	1-5	3-5-2-0	18,961	51	1/26	@ NY Rangers	L	2-5	17-21-10-3	17,741
11	10/30	@ Ottawa	W	3-2	4-5-2-0	17,086	52	1/28	PHILADELPHIA	T-OT	3-3	17-21-11-3	17,727
12	11/1	SAN JOSE	L	2-6	4-6-2-0	13,412	53	1/31	@ NY Islanders	L	2-4	17-22-11-3	16,234
13	11/5	LOS ANGELES	L	2-3	4-7-2-0	13,276	54	2/3	@ San Jose	L	0-3	17-23-11-3	14,438
14	11/7	PITTSBURGH	W	6-3	5-7-2-0	18,161	55	2/4	@ Phoenix	W-OT	3-4	15-23-11-3	13,782
15	11/8	@ St. Louis	L	0-2	5-8-2-0	18,484	56	2/5	MONTEAL	W	2-1	19-23-11-3	17,104
16	11/11	TAMPA BAY	W	4-0	6-8-2-0	13,214	57	2/12	PITTSBURGH	W	5-1	20-23-11-3	15,863
17	11/13	@ New Jersey	L	1-3	6-9-2-0	10,202	58	2/14	@ Tampa Bay	L	2-3	20-24-11-3	18,888
18	11/15	@ Pittsburgh	W	3-2	7-9-2-0	11,004	59	2/16	@ Buffalo	L	1-3	20-25-11-3	10,328
19	11/16	@ Atlanta	L	2-5	7-10-2-0	13,523	60	2/18	@ Buffalo	T-OT	1-1	20-25-12-3	13,110
20	11/19	NY ISLANDERS	L	1-4	7-11-2-0	13,012	61	2/20	@ Pittsburgh	W	2-0	21-25-12-3	11,917
21	11/21	ATLANTA	L	3-6	7-12-2-0	13,417	62	2/21	@ Washington	T-OT	2-2	21-25-13-3	15,257
22	11/22	@ Washington	W-TOT	3-2	8-12-2-0	15,002	63	2/23	@ Boston	W	2-0	22-25-13-3	15,384
23	11/24	BUFFALO	W	2-1	9-12-2-0	12,927	64	2/25	TORONTO	W	4-0	23-25-13-3	18,561
24	11/26	NY RANGERS	T-OT	3-3	9-12-3-0	19,076	65	2/27	WASHINGTON	L	1-4	23-26-13-3	**19,250
25	11/28	@ Buffalo	L	3-4	9-13-3-0	15,776	66	2/29	@ Chicago	T-OT	2-2	23-26-14-3	12,177
26	11/29	@ Montreal	T-OT	1-1	9-13-4-0	20,428	67	3/2	@ Washington	W	1-0	24-26-14-3	12,628
27	12/3	OTTAWA	L	0-4	9-14-4-0	11,520	68	3/3	NEW JERSEY	L	2-5	24-27-14-3	18,621
28	12/6	ATLANTA	L-OT	3-4	9-14-4-1	14,545	69	3/6	TAMPA BAY	L	3-5	24-28-14-3	17,509
29	12/10	BOSTON	T-OT	1-1	9-14-5-1	17,465	70	3/9	@ Toronto	L	0-8	24-29-14-3	19,335
30	12/12	MONTEAL	W	2-2	10-14-5-1	15,742	71	3/11	@ Montreal	W-OT	3-2	25-26-14-3	21,773
31	12/13	@ Nashville	T-OT	2-2	10-14-6-1	14,079	72	3/13	NY RANGERS	W-TOT	3-2	26-29-14-3	**19,250
32	12/15	@ Detroit	L	1-4	10-15-6-1	20,066	73	3/17	NY ISLANDERS	W	6-4	27-29-14-3	15,107
33	12/17	WASHINGTON	T-OT	2-2	10-15-7-1	13,437	74	3/19	@ Atlanta	L	2-3	27-30-14-3	17,116
34	12/19	DALLAS	W	1-0	11-15-7-1	14,623	75	3/20	BUFFALO	L	1-2	27-31-14-3	18,504
35	12/22	@ Ottawa	L	2-3	11-15-7-2	17,189	76	3/23	NEW JERSEY	L-OT	3-4	27-31-14-4	15,334
36	12/23	@ Toronto	L	2-5	11-16-7-2	19,360	77	3/25	@ Carolina	L	2-3	27-32-14-4	12,521
37	12/27	ANAHEIM	W	3-2	12-16-7-2	18,007	78	3/27	ATLANTA	L	0-3	27-33-14-4	17,204
38	12/29	TORONTO	T-OT	4-4	12-16-8-2	**19,250	79	3/29	CAROLINA	W	3-1	28-33-14-4	11,209
39	12/31	@ Tampa Bay	T-OT	2-2	12-16-9-2	15,234	80	3/31	OTTAWA	L	4-5	28-34-14-4	15,876
40	1/2	PHILADELPHIA	L	1-2	12-17-9-2	17,872	81	4/1	@ Tampa Bay	L	3-4	28-35-14-4	17,726
41	1/3	COLUMBUS	W	1-0	13-17-9-2	15,874	82	4/4	CAROLINA	T-OT	6-6	28-35-15-4	16,207

**Denotes Home Sellout

2005-06 FLORIDA PANTHERS

RECORD: 37-34-11 (85 points)

GENERAL MANAGER: Mike Keenan

COACH: Jacques Martin

EASTERN CONFERENCE FINISH: 11th

SOUTHEAST DIVISION FINISH: 4th

CAPTAIN: Olli Jokinen

NO.	POS	PLAYER	TEAM	GP	TOI	G	A	PTS	+/-	PIM	PP	SH	GW	GT	S	PCTG
12	C	Olli Jokinen	FLA	82	20:29	38	51	89	14	88	14	1	9	4	351	10.8
25	C	Joe Nieuwendyk	FLA	65	16:22	26	30	56	-2	46	7	0	3	1	195	13.3
15	C	Jozef Stumpel	FLA	74	17:46	15	37	52	11	26	3	1	1	0	115	13.1
16	R	Nathan Horton	FLA	71	16:53	28	19	47	8	89	3	0	1	0	162	17.3
4	D	Jay Bouwmeester	FLA	82	25:29	5	41	46	1	79	0	0	0	0	189	2.6
23	L	Martin Gelfinas	FLA	82	15:58	17	24	41	27	80	4	0	3	0	186	9.1
10	L	Garry Roberts	FLA	58	16:45	14	26	40	4	51	4	1	1	0	122	11.5
77	C	Chris Gratton	FLA	76	15:43	17	22	39	6	104	4	1	2	0	135	12.6
26	D	Mike Van Ryn	FLA	80	22:35	8	29	37	15	90	3	0	2	1	154	5.2
13	R	Juraj Kolnik	FLA	77	14:18	15	20	35	1	40	4	1	3	0	145	10.3
11	R	Jonathan Sim	PHI	39	10:58	7	7	14	-6	28	4	0	2	0	80	8.8
			FLA	33	12:27	10	8	18	-1	26	4	0	3	0	91	11.0
			Totals	72	11:39	17	15	32	-7	54	8	0	5	0	172	9.9
55	D	Ric Jackman	PIT	49	18:21	6	22	28	-20	46	3	0	1	0	95	6.3
			FLA	15	14:03	1	1	2	0	6	0	0	0	0	25	4.0
			Totals	64	17:20	7	23	30	-20	52	3	0	1	0	120	5.8
9	C	Stephen Weiss	FLA	41	15:15	9	12	21	-2	22	5	0	1	1	74	12.2
85	L	*Rostislav Olesz	FLA	59	14:51	8	13	21	-4	24	1	1	3	0	105	7.6
22	D	Sean Hill	FLA	78	20:09	2	18	20	3	80	1	0	0	0	110	1.8
2	D	Lukas Krajicek	FLA	67	18:30	2	14	16	1	50	2	0	0	0	89	2.2
20	D	Joe Kwiatkowski	FLA	73	16:20	4	8	12	3	86	1	0	1	1	87	4.6
44	LW	*Gregory Campbell	FLA	64	8:38	3	6	9	-11	40	0	0	0	0	59	5.1
22	R	*Kristian Huselius	FLA	24	14:43	5	3	8	-11	4	2	0	0	0	57	8.8
7	D	Steve Montador	CGY	7	11:49	1	0	1	0	11	0	0	0	0	13	7.7
			FLA	51	14:04	1	5	6	4	68	0	0	0	0	42	2.4
			Totals	58	13:48	2	5	7	4	79	0	0	0	0	55	3.6
14	L	#Niklas Hagman	FLA	30	13:59	2	4	6	-8	2	0	0	0	0	52	3.8
43	L	Serge Payer	FLA	71	9:53	2	4	6	-7	26	0	0	0	0	70	2.9
21	D	Alexei Semenov	EDM	11	10:49	1	1	2	0	17	0	0	0	0	3	33.3
			FLA	16	12:33	1	1	2	-1	21	1	0	0	0	13	7.7
			Totals	27	11:50	2	2	4	-4	38	1	0	0	0	16	12.5
42	C	Mikhail Yakubov	CHI	10	12:00	1	2	3	0	8	0	0	1	0	11	9.1
			FLA	13	7:49	0	1	1	-1	4	0	0	0	0	16	0.0
			Totals	23	9:38	1	3	4	-2	12	0	0	1	0	27	3.7
57	R	*Anthony Stewart	FLA	10	7:12	2	1	3	2	2	1	0	0	0	16	12.5
33	D	#Eric Cairns	FLA	23	7:48	0	1	1	1	37	0	0	0	0	11	0.0
51	R	*Rob Globoke	FLA	18	7:17	1	0	1	0	6	0	0	0	0	18	5.6
5	D	Branislav Mezei	FLA	16	19:16	0	1	1	3	37	0	0	0	0	13	0.0
40	C	*Greg Jasina	NSH	11	5:50	1	1	1	1	4	0	0	0	0	10	0.0
33	D	Jamie Allison	FLA	20	7:59	0	1	1	-6	45	0	0	0	0	3	7.0
			FLA	7	11:48	0	0	0	0	11	0	0	0	0	4	0.0
			Totals	27	8:58	0	1	0	-6	56	0	0	0	0	7	0.0
7	D	Alexander Karpovtsev	FLA	6	11:04	0	0	0	-3	4	0	0	0	0	4	0.0
37	C	#Petr Taticek	FLA	3	5:50	0	0	0	0	0	0	0	0	0	3	0.0

NO.	GOALTENDER	GPI	MIN	AVG	W	L	OT	SO	GA	SA	SV%	G	A	PIM
1	Roberto Luongo	75	4,304:47	2.97	35	30	9	4	213	2488	.914	0	3	2
29	Jamie McLennan	17	677:50	3.01	2	4	2	0	34	906	0	0	0	0
	FLA TOTALS	92	4982	2.99	37	34	11	4	247	2848	.910	0	3	2

*Indicates Rookie #Indicates Traded Player

Game	Date	Opponent	Result	Score	Record	Attendance
1	10/05	@ ATLANTA	W	2-0	01-00-00	**19,250
2	10/07	TAMPA BAY	W	2-0	02-00-00	18,512
3	10/08	@ Tampa Bay	L	2-0	02-01-00	20,933
4	10/10	@ NY Islanders	W	3-1	03-01-00	11,256
5	10/13	BOSTON	L	2-5	03-02-00	15,617
6	10/15	BUFFALO	W	3-2	04-02-00	17,426
7	10/17	@ NY Rangers	L	0-4	04-03-00	16,351
8	10/18	@ New Jersey	L	3-4	04-04-00	11,166
9	10/20	WASHINGTON	W	3-2	05-04-00	11,716
10	10/25	@ Pittsburgh	OTW	4-3	06-04-00	14,636
11	10/27	@ Philadelphia	OTL	4-5	06-04-01	19,533
12	10/31	@ Toronto	L	1-2	06-05-01	19,143
13	11/01	@ Montreal	OTL	4-5	06-05-02	21,273
14	11/03	@ Boston	L	1-4	06-06-02	15,102
15	11/05	@ Carolina	L	0-2	06-07-02	16,015
16	11/09	NY RANGERS	SOL	3-4	06-07-03	16,406
17	11/11	CAROLINA	L	0-5	06-08-03	17,134
18	11/12	@ Philadelphia	L	4-5	06-09-03	19,654
19	11/15	@ Montreal	OTL	3-4	06-09-04	21,273
20	11/17	@ Ottawa	L	1-4	06-10-04	18,650
21	11/19	NY ISLANDERS	L	3-5	06-11-04	16,763
22	11/23	NEW JERSEY	L	1-5	06-12-04	15,203
23	11/25	PITTSBURGH	W	6-3	07-12-04	18,124
24	11/26	@ Atlanta	L	4-7	07-13-04	14,032
25	11/28	TORONTO	L	1-2	07-14-04	11,215
26	12/01	WASHINGTON	W	3-2	08-14-04	10,092
27	12/03	CHICAGO	OTW	4-3	09-14-04	17,212
28	12/05	OTTAWA	L	3-6	09-15-04	10,883
29	12/07	@ Dallas	L	3-4	09-16-04	17,377
30	12/08	@ San Jose	L	2-6	09-17-04	16,007
31	12/10	@ Los Angeles	L	1-3	09-18-04	16,827
32	12/13	NASHVILLE	W	7-3	10-18-04	14,827
33	12/15	DETROIT	OTW	2-3	11-18-04	17,716
34	12/17	@ Atlanta	L	1-2	11-19-04	14,086
35	12/18	@ Washington	W	3-2	12-19-04	10,829
36	12/22	BUFFALO	W	4-1	13-19-04	17,823
37	12/23	@ Carolina	L	3-4	13-20-04	15,444
38	12/26	PHILADELPHIA	SOL	2-3	13-20-05	18,791
39	12/28	BOSTON	W	6-4	14-20-05	18,904
40	12/30	MONTREAL	W	2-1	15-20-05	**19,250
41	01/01	@ Buffalo	W	2-1	16-20-05	18,690

Game	Date	Opponent	Result	Score	Record	Attendance
42	01/03	@ New Jersey	L	0-3	16-21-05	10,039
43	01/04	@ NY Islanders	OTL	3-4	16-21-06	10,285
44	01/07	@ NY Rangers	L	0-4	16-22-06	18,200
45	01/08	@ Washington	SOW	4-3	17-22-06	11,407
46	01/12	ST. LOUIS	W	3-1	18-22-06	15,081
47	01/14	COLUMBUS	OTL	4-5	18-22-07	17,991
48	01/19	@ Phoenix	L	3-6	18-23-07	13,195
49	01/21	@ Anaheim	L	0-1	18-24-07	17,011
50	01/24	@ Tampa Bay	OTW	3-2	19-24-07	19,900
51	01/25	CAROLINA	SOL	3-4	19-24-08	12,517
52	01/27	NEW JERSEY	W	4-0	20-24-08	18,506
53	01/30	TORONTO	L	2-4	20-25-08	16,802
54	02/03	ATLANTA	W	5-2	21-25-08	17,146
55	02/04	@ Atlanta	L	4-6	21-26-08	18,652
56	02/07	@ Washington	W	5-0	22-26-08	15,852
57	02/11	@ Buffalo	L	3-5	22-27-08	18,690
58	02/28	@ Tampa Bay	W	2-4	23-27-08	17,400
59	03/02	MONTREAL	L	0-1	23-28-08	16,701
60	03/03	@ Carolina	L	2-5	23-29-08	18,094
61	03/06	@ Atlanta	SOL	3-4	23-29-09	12,702
62	03/08	OTTAWA	W	6-2	24-29-09	15,196
63	03/10	CAROLINA	W	5-3	25-29-09	13,941
64	03/11	CAROLINA	OTW	4-3	26-29-09	16,862
65	03/15	PHILADELPHIA	L	0-4	26-30-09	15,614
66	03/17	NY ISLANDERS	W	4-2	27-30-09	16,444
67	03/18	@ Washington	SOW	4-3	28-30-09	15,042
68	03/19	TAMPA BAY	OTW	6-5	29-30-09	13,071
69	03/22	WASHINGTON	W	3-2	30-30-09	14,802
70	03/24	NY RANGERS	SOW	3-2	31-30-09	18,851
71	03/27	@ Boston	SOW	4-3	32-30-09	13,655
72	03/29	@ Pittsburgh	W	5-3	33-30-09	14,024
73	03/31	@ Carolina	L	2-3	33-31-09	17,693
74	04/01	TAMPA BAY	L	4-2	34-31-09	14,109
75	04/03	@ Tampa Bay	L	1-4	34-32-09	19,802
76	04/05	ATLANTA	L	2-5	34-33-09	13,207
77	04/07	PITTSBURGH	L	1-5	34-34-09	14,776
78	04/09	TAMPA BAY	W	6-3	35-34-09	13,046
79	04/11	@ Toronto	OTL	5-6	35-34-10	19,371
80	04/13	@ Ottawa	OTW	5-4	36-34-10	19,173
81	04/15	WASHINGTON	SOL	1-2	36-34-11	17,842
82	04/18	ATLANTA	OTW	2-1	37-34-11	17,228

**Denotes Home Sellout

2006-07 FLORIDA PANTHERS

RECORD: 35-31-16 (86 points)

COACH: Jacques Martin

SOUTHEAST DIVISION FINISH: 3rd

GENERAL MANAGER: Jacques Martin

EASTERN CONFERENCE FINISH: 12th

CAPTAIN: Olli Jokinen

NO.	POS	PLAYER	TEAM	GP	PTS	TOI	G	A	PTS	-/+	PIM	PP	SH	GW	GT	S	PCTG
12	C	Olli Jokinen	FLA	82	20:31	39	52	91	18	78	9	1	8	1	351	11.1	
16	L	Nathan Horton	FLA	82	18:03	31	31	62	15	61	7	1	3	1	217	14.3	
15	R	Jozef Stumpel	FLA	73	19:07	23	34	57	2	22	9	2	4	0	131	17.6	
9	C	Stephen Weiss	FLA	74	17:06	20	28	48	-1	28	10	0	1	0	176	11.4	
23	L	Martin Gelinas	FLA	82	13:25	14	30	44	7	36	7	0	1	1	171	8.2	
4	D	Jay Bouwmeester	FLA	82	2:08	12	30	42	23	66	3	0	3	0	174	6.9	
18	L	Ville Peltonen	FLA	72	16:25	17	20	37	7	28	4	0	0	0	145	11.7	
77	C	Chris Gratton	FLA	81	12:05	13	22	35	1	94	1	0	1	0	131	9.9	
24	D	Ruslan Salei	FLA	82	23:19	6	26	32	-13	102	2	0	0	0	148	4.1	
85	L	Rostislav Olesz	FLA	75	15:30	11	19	30	2	28	2	0	2	0	164	6.7	
26	D	Mike Van Ryn	FLA	78	21:08	4	25	29	-5	64	1	0	0	0	121	3.3	
13	R	Juraj Kolnik	FLA	64	12:05	11	14	25	2	18	0	0	1	0	113	9.7	
5	D	Bryan Allen	FLA	82	21:35	4	21	25	7	112	0	0	0	0	99	4	
46	L	*David Booth	FLA	48	9:33	3	7	10	0	12	0	0	1	0	86	3.5	
11	C	Gregory Campbell	FLA	79	10:33	6	3	9	-10	66	0	1	0	0	103	5.8	
7	D	Steve Montador	FLA	72	13:08	1	8	9	1	119	0	0	0	0	88	1.1	
25	C	Joe Nieuwendyk (Ret.)	FLA	15	13:23	5	3	8	-4	4	2	0	2	0	30	16.7	
21	D	Alexei Semenov	FLA	23	12:22	0	5	5	9	28	0	0	0	0	23	0	
6	D	*Noah Welch	PIT	22	13:56	1	1	2	1	22	0	0	0	0	14	7.1	
				FLA	2	13:56	1	0	1	3	2	0	0	0	4	25	
				Totals	24	13:56	2	1	3	4	24	0	0	0	18	11.1	
38	C	*Janis Sprukts	FLA	13	6:19	1	2	3	1	2	0	0	0	0	10	10	
2	D	Branislav Mezei	FLA	45	15:57	0	3	3	5	55	0	0	0	0	24	0	
50	C	*Drew Larman	FLA	16	7:23	2	0	2	-3	2	0	0	0	0	15	13.3	
54	C	*Kamil Kreps	FLA	14	11:13	1	1	2	-1	6	0	0	0	0	20	5	
51	R	*Rob Glojcie	FLA	19	6:04	0	1	1	-3	0	0	0	0	0	15	0	
57	R	*Anthony Stewart	FLA	10	6:51	0	1	1	1	2	0	0	0	0	8	0	
47	D	*Martin Lokej	FLA	3	8:22	0	1	1	2	0	0	0	0	0	0	0	
40	C	*Greg Jacina	FLA	3	6:51	0	0	0	-1	2	0	0	0	0	2	0	
44	R	*Todd Bertuzzi	FLA	7	15:59	1	6	7	-4	13	1	0	0	0	8	12.5	
8	D	*Joel Kwiatkowski	FLA	41	9:48	5	5	10	-5	20	1	0	2	0	46	10.9	
55	D	*Ric Jackman	FLA	7	13:41	1	0	1	-3	10	0	0	1	0	13	7.7	
10	L	*Gary Roberts	FLA	50	16:43	13	16	29	5	71	2	0	3	0	94	13.8	

NO.	GOALTENDERS	GP	MINS	AVG	W	L	T	OT	SA	GA	SV%	G	A	PIM
20	Ed Belfour	58	328:17	2.77	27	17	0	10	1	152	0.902	0	2	10
35	Alex Auld	27	1470:31	3.34	7	13	0	5	1	82	0.888	0	1	2
31	Craig Anderson	5	216:53	2.21	1	1	0	1	0	8	0.931	0	0	0
FLA TOTALS		90	4976:41	2.92	35	31	0	16	2	242	2395	0.9	0	12

*Indicates Rookie #Indicates Traded Player

Game	Date	Opponent	Result	Score	Record	Attendance	Game	Date	Opponent	Result	Score	Record	Attendance
1	10/6	@ BOSTON	L	8-3	1-0-0	19,250*	42	1/2	@ EDMONTON	L	1-4	15-20-7	16,839
2	10/7	@ ATLANTA	L	4-6	1-1-0	14,239	43	1/4	@ CALGARY	L-OT	4-5	15-20-8	19,289
3	10/9	@ TORONTO	L-OT	1-2	1-1-1	19,102	44	1/7	@ VANCOUVER	L-OT	3-4	15-20-9	18,630
4	10/11	CAROLINA	W	6-3	2-1-1	14,312	45	1/10	PITTSBURGH	W	5-2	16-20-9	16,098
5	10/13	TAMPA BAY	W	3-2	3-1-1	15,208	46	1/11	@ CAROLINA	L	4-6	16-21-9	13,552
6	10/14	@ TAMPA BAY	L	1-4	3-2-1	19,926	47	1/13	WASHINGTON	W	7-3	17-21-9	15,061
7	10/18	@ WASHINGTON	L	2-5	3-3-1	10,125	48	1/16	CAROLINA	L-OT	2-3	17-21-10	10,317
8	10/20	PHILADELPHIA	W	3-2	4-3-1	17,194	49	1/18	TORONTO	L	2-3	17-22-10	12,242
9	10/21	@ ATLANTA	L	2-4	4-4-1	16,178	50	1/20	@ WASHINGTON	W	4-1	18-22-10	13,877
10	10/23	ATLANTA	L	3-6	4-5-1	13,102	51	1/27	NEW JERSEY	W	4-2	19-22-10	18,136
11	10/25	@ NY RANGERS	W	4-2	5-5-1	18,200	52	1/30	@ PITTSBURGH	L	0-3	19-23-10	15,405
12	10/26	@ NEW JERSEY	L	0-2	5-6-1	11,584	53	2/1	WASHINGTON	W	6-3	20-23-10	11,360
13	10/28	@ NY ISLANDERS	L-OT	3-4	5-6-2	10,455	54	2/3	LOS ANGELES	L	0-7	20-24-10	15,108
14	10/31	SAN JOSE	L	1-2	5-7-2	10,081	55	2/6	@ COLORADO	L-OT	4-5	20-24-11	17,065
15	11/2	TORONTO	W	4-2	6-7-2	13,233	56	2/8	@ MINNESOTA	L	2-4	20-25-11	18,568
16	11/8	NY RANGERS	L-OT	3-4	6-7-3	16,893	57	2/10	PHOENIX	W	5-2	21-25-11	15,312
17	11/10	@ BUFFALO	L-OT	4-5	6-7-4	18,890	58	2/13	@ MONTREAL	W	10	22-25-11	21,273
18	11/11	@ NEW JERSEY	L	2-4	6-8-4	14,112	59	2/14	@ OTTAWA	L	0-4	22-26-11	18,561
19	11/13	WASHINGTON	L	1-4	6-9-4	12,108	60	2/17	TAMPA BAY	W-OT	5-4	23-26-11	17,813
20	11/16	MONTREAL	W	5-1	7-9-4	13,506	61	2/20	@ TAMPA BAY	L-OT	2-3	23-26-12	19,319
21	11/18	NY ISLANDERS	L	1-4	7-10-4	16,833	62	2/22	PITTSBURGH	L-OT	1-2	23-26-13	17,102
22	11/20	@ BOSTON	W	3-2	8-10-4	11,742	63	2/24	BOSTON	W	7-2	24-26-13	16,816
23	11/22	TAMPA BAY	L	4-6	8-11-4	14,574	64	2/27	@ WASHINGTON	W-OT	6-5	25-26-13	19,079
24	11/24	OTTAWA	W	4-6	8-12-4	16,544	65	3/1	DALLAS	W-OT	2-1	26-26-13	11,822
25	11/25	@ ATLANTA	L	0-1	8-13-4	17,053	66	3/3	TAMPA BAY	W	6-2	27-26-13	17,299
26	11/28	@ MONTREAL	L-OT	0-1	8-13-5	21,273	67	3/6	@ ATLANTA	L	2-4	27-27-13	12,566
27	11/30	@ OTTAWA	L	0-6	8-14-5	17,814	68	3/8	@ PHILADELPHIA	W	2-1	28-27-13	19,489
28	12/2	ATLANTA	L	1-3	8-15-5	13,333	69	3/10	ATLANTA	W	3-2	29-27-13	17,927
29	12/5	@ PITTSBURGH	W	3-2	9-15-5	12,511	70	3/13	@ CAROLINA	L	1-3	29-28-13	18,639
30	12/7	BUFFALO	W	3-1	10-15-5	15,385	71	3/15	BUFFALO	L	3-5	29-29-13	18,111
31	12/9	@ NY ISLANDERS	L-OT	4-5	10-15-6	12,825	72	3/17	NY ISLANDERS	W	8-5	30-29-13	17,078
32	12/10	@ NY RANGERS	L	1-2	10-16-6	18,200	73	3/20	@ PHILADELPHIA	W	4-1	31-29-13	18,721
33	12/12	ANAHEIM	L	4-5	10-17-6	13,140	74	3/22	OTTAWA	L	2-4	31-30-13	14,202
34	12/14	@ BUFFALO	L	2-4	10-18-6	18,690	75	3/24	NEW JERSEY	L-OT	3-4	31-30-14	15,101
35	12/16	@ BOSTON	W	6-3	11-18-6	10,965	76	3/27	@ TAMPA BAY	W	5-2	32-30-14	18,856
36	12/19	@ TORONTO	W	7-3	12-18-6	19,444	77	3/28	ATLANTA	W-OT	3-2	33-30-14	12,864
37	12/21	NY RANGERS	W	3-2	13-18-6	17,556	78	3/30	WASHINGTON	W-OT	3-2	34-30-14	15,712
38	12/23	CAROLINA	L-OT	2-3	13-18-7	16,147	79	4/1	CAROLINA	L-OT	3-4	34-30-15	17,878
39	12/26	@ CAROLINA	L	2-4	13-19-7	16,639	80	4/3	@ WASHINGTON	L	0-1	34-31-15	16,311
40	12/27	PHILADELPHIA	W	3-1	14-19-7	17,771	81	4/6	@ TAMPA BAY	W	7-2	35-31-15	21,002
41	12/29	MONTREAL	W	3-1	15-19-7	19,772*	82	4/7	@ CAROLINA	L-OT	4-5	35-31-16	18,639

*DENOTES HOME SELLOUT

2007-08 FLORIDA PANTHERS

RECORD: 38-32-9 (85 points)

COACH: Jacques Martin

SOUTHEAST DIVISION FINISH: 3rd

GENERAL MANAGER: Jacques Martin

EASTERN CONFERENCE FINISH: 11th

CAPTAIN: Olli Jokinen

NO.	POS	PLAYER	TEAM	GP	PTS	TOI	G	A	PTS	+/-	PIM	PP	SH	GW	S	PCTG
12	C	Olli Jokinen	FLA	82	19:54	34	37	71	-19	67	18	0	5	341	9.97	
16	C	Nathan Horton	FLA	82	18:44	27	35	62	15	85	9	0	3	212	12.74	
9	C	Stephen Weiss	FLA	74	17:35	13	29	42	14	40	4	0	4	132	9.85	
10	L	David Booth	FLA	73	16:10	22	18	40	13	26	1	0	6	228	9.65	
4	D	Jay Bouwmeester	FLA	82	27:28	15	22	37	-5	72	4	0	0	182	8.24	
53	C	Brett McLean	FLA	67	16:14	14	23	37	-5	34	3	1	1	140	10.00	
20	L	Richard Zednik	FLA	54	17:35	15	11	26	-5	43	6	0	5	140	10.71	
85	C	Rostislav Olesz	FLA	56	17:03	14	12	26	3	16	5	0	2	139	10.07	
54	C	*Kamil Kreps	FLA	76	12:58	8	17	25	10	29	1	0	2	99	8.08	
7	D	Steve Montador	FLA	73	11:39	8	15	23	1	73	2	0	0	96	8.33	
15	C	Jozef Stumpel	FLA	52	17:22	7	13	20	-11	10	3	0	1	64	10.94	
18	L	Ville Peltonen	FLA	56	15:49	5	15	20	-2	20	1	0	0	108	4.63	
11	C	Gregory Campbell	FLA	81	12:26	5	13	18	-12	72	0	2	1	113	4.42	
14	R	Radek Dvorak	FLA	67	15:06	8	9	17	-1	16	0	1	1	146	5.48	
21	D	Cory Murphy	FLA	47	15:23	2	15	17	0	22	1	0	0	65	3.08	
5	D	Bryan Allen	FLA	73	21:17	0	14	16	5	67	0	0	0	67	2.99	
6	D	Magnus Johansson	FLA/CHI	45	15:45	3	14	14	-5	18	0	0	0	0	37	0.00
22	D	Jassen Cullimore	FLA	65	18:04	2	10	13	21	38	0	0	1	55	5.45	
3	D	Karlis Skrastins	FLA/COL	60	18:36	2	3	5	-11	32	0	0	1	45	4.44	
2	D	Branslav Mezei	FLA	57	14:27	2	2	4	-13	64	0	0	0	38	5.26	
41	C	Shawn Matthias	FLA	4	13:07	1	0	2	-2	2	1	0	0	5	40.00	
37	L	Tanner Glass	FLA	41	4:25	0	1	2	-5	39	0	0	0	11	9.09	
26	D	Mike Van Ryn	FLA	20	17:48	1	2	1	-2	14	0	0	0	16	0.00	
33	R	Wade Belak	FLA	47	4:04	0	0	1	-2	78	0	0	0	17	5.88	
57	C	Anthony Stewart	FLA	26	6:08	0	1	1	-1	0	0	0	0	21	0.00	
45	C	*David Brine	FLA	9	6:02	0	1	1	-1	4	0	0	0	3	0.00	
50	C	*Drew Larmann	FLA	6	5:59	0	1	0	1	2	0	0	0	1	0.00	
51	C	*Rob Globoke	FLA	9	7:43	0	0	0	-3	2	0	0	0	4	0.00	
17	C	Garth Murray	FLA	7	6:13	0	0	0	0	19	0	0	0	3	0.00	
64	L	*Stefan Meyer	FLA	4	2:25	0	0	0	-1	0	0	0	0	0	0.00	
27	D	Noah Welch	FLA	4	8:04	0	0	0	1	7	0	0	0	0	0.00	
47	D	*Martin Lojek	FLA	2	6:08	0	0	0	-1	0	0	0	0	2	0.00	

	GOALTENDERS	GP	MIN	AVG	W	L	OT	SO	GA	SA	SV%	G	A	PIM
29	Tomas Vokoun	69	4031	2.68	30	29	8	4	180	2213	.919	0	6	4
31	Craig Anderson	17	935	2.25	8	6	1	2	35	535	.935	0	1	2
	FLA TOTALS	86	4966	2.60	38	35	9	6	215	2748	.922	0	7	6

*Indicates Rookie

Game	Date	Opponent	Result	Score	Record	Attendance	Game	Date	Opponent	Result	Score	Record	Attendance
1	10/4	@ NY RANGERS	L	2-5	0-1-0	18,200	42	1/5	@ PITTSBURGH	L	0-3	19-20-3	17,090
2	10/6	@ NEW JERSEY	L	1-4	0-2-0	19,225	43	1/8	@ PITTSBURGH	L	1-3	19-21-3	17,086
3	10/10	@ TAMPA BAY	L	1-2	0-3-0	18,540	44	1/10	@ ATLANTA	W	3-2	20-21-3	14,805
4	10/11	@ NEW JERSEY	W	3-0	1-3-0	10,847	45	1/12	TAMPA BAY	L	3-5	20-22-3	16,578
5	10/13	TAMPA BAY	W	6-4	2-3-0	15,801	46	1/13	COLORADO	L-30	3-4	20-22-4	13,854
6	10/16	@ MONTREAL	W	2-1	3-3-0	21,273	47	1/16	@ PHILADELPHIA	L	3-5	20-23-4	19,207
7	10/18	@ TORONTO	L	2-3	3-4-0	19,349	48	2/18	@ NEW JERSEY	W	2-1	21-23-4	15,203
8	10/20	@ OTTAWA	L	1-4	3-5-0	19,904	49	1/19	@ WASHINGTON	L	3-5	21-24-4	16,973
9	10/24	PHILADELPHIA	W	4-3	4-5-0	12,856	50	1/22	OTTAWA	W	5-3	22-24-4	12,794
10	10/26	BUFFALO	L	2-4	4-6-0	15,842	51	1/24	EDMONTON	L-30	3-4	22-24-5	12,322
11	10/27	@ NASHVILLE	L	3-4	4-7-0	15,767	52	1/30	BUFFALO	L	0-1	22-25-5	14,024
12	10/31	@ CAROLINA	W	4-2	5-7-0	10,063	53	2/1	VANCOUVER	W	4-3	23-25-5	17,523
13	11/2	@ BUFFALO	W	4-2	6-7-0	18,890	54	2/2	@ TAMPA BAY	W	3-2	24-25-5	19,977
14	11/3	@ CAROLINA	L	2-4	6-8-0	17,547	55	2/5	@ TORONTO	W	8-0	25-25-5	19,430
15	11/5	TAMPA BAY	W	4-3	7-8-0	10,149	56	2/7	@ OTTAWA	L	4-5	25-26-5	19,435
16	11/	@ TAMPA BAY	L	1-3	7-9-0	16,526	57	2/9	@ BOSTON	W	6-3	26-26-5	16,893
17	11/9	ATLANTA	L	1-4	7-10-0	14,268	58	2/10	@ BUFFALO	L	3-5	26-27-5	18,690
18	11/12	CAROLINA	L	3-4	7-11-0	12,715	59	2/13	MONTREAL	L-OT	1-2	26-27-6	17,100
19	11/13	@ ATLANTA	L-OT	2-3	7-11-1	12,599	60	2/15	WASHINGTON	W	4-2	27-27-6	16,002
20	11/15	WASHINGTON	W	2-1	8-11-1	12,101	61	2/16	@ CAROLINA	L	4-5	27-28-6	17,737
21	11/17	@ CAROLINA	L	1-2	8-12-1	16,962	62	2/19	@ PITTSBURGH	L	2-3	27-29-6	17,075
22	11/19	@ WASHINGTON	W	4-3	9-12-1	13,411	63	2/21	BOSTON	L-30	4-5	27-29-7	14,992
23	11/21	@ COLUMBIA	W	3-2	10-12-1	13,320	64	2/23	@ PHILADELPHIA	W	3-1	28-29-7	19,629
24	11/23	NY RANGERS	W	3-2	11-12-1	19,250*	65	2/24	@ NY RANGERS	L	0-5	28-30-7	18,200
25	11/28	@ WASHINGTON	W	2-1	12-12-1	10,526	66	2/27	TORONTO	L-30	3-4	28-30-8	14,557
26	11/29	BOSTON	L	3-4	12-13-1	14,926	67	2/29	MINNESOTA	L	2-3	28-31-8	16,927
27	12/1	WASHINGTON	L	1-2	12-14-1	14,333	68	3/2	@ NY ISLANDERS	W	1-0	29-31-8	15,314
28	12/5	OTTAWA	L	4-5	12-15-1	11,289	69	3/4	@ BOSTON	W	1-0	30-31-8	14,473
29	12/7	NY ISLANDERS	W	3-0	13-15-1	14,502	70	3/6	PITTSBURGH	W	5-2	31-31-8	18,546
30	12/11	CALGARY	L-30	1-2	13-15-2	12,499	71	3/8	ATLANTA	W	3-2	32-31-8	16,614
31	12/13	@ ST. LOUIS	W	1-0	14-15-2	14,088	72	3/12	NY ISLANDERS	W	4-2	33-31-8	15,233
32	12/15	@ DETROIT	L	2-5	14-16-2	20,066	73	3/14	NY RANGERS	W	3-2	34-31-8	19,321*
33	12/16	@ CHICAGO	W	3-1	15-16-2	12,826	74	3/16	ATLANTA	W	3-1	35-31-8	15,704
34	12/18	@ MONTREAL	W	3-2	16-16-2	21,273	75	3/20	CAROLINA	L-30	1-2	35-31-9	17,012
35	12/20	CAROLINA	W	5-4	17-16-2	15,061	76	3/22	TAMPA BAY	W	4-2	36-31-9	18,502
36	12/22	TORONTO	L-OT	1-2	17-16-3	18,500	77	3/25	@ TAMPA BAY	L	1-3	36-32-9	16,110
37	12/27	@ ATLANTA	W	5-3	18-16-3	16,080	78	3/27	ATLANTA	L	2-3	36-33-9	17,301
38	12/28	MONTREAL	L	1-5	18-17-3	19,838*	79	3/29	WASHINGTON	L	0-3	36-34-9	17,832
39	12/30	PHILADELPHIA	L	0-1	18-18-3	18,767	80	4/1	@ ATLANTA	W	3-2	37-34-9	15,453
40	1/2	@ NEW JERSEY	L	2-3	18-19-3	14,124	81	4/4	@ CAROLINA	W	4-3	38-34-9	18,680
41	1/3	@ NY ISLANDERS	W	4-3	19-19-3	11,428	82	4/5	@ WASHINGTON	L	1-3	38-35-9	18,277

* DENOTES HOME SELLOUT

2008-09 FLORIDA PANTHERS

RECORD: 41-30-11 (93 points)

COACH: Peter DeBoer

SOUTHEAST DIVISION FINISH: 3rd

GENERAL MANAGER: Jacques Martin

EASTERN CONFERENCE FINISH: 9th

CAPTAIN: None

NO.	POS	PLAYER	TEAM	GP	PTS	TOI	G	A	PTS	+/-	PIM	PP	SH	GW	S	PGT
9	C	Stephen Weiss	FLA	78	17-48	14	47	61	19	22	4	1	4	154	9.1	
10	L	David Booth	FLA	72	17-05	31	29	60	10	38	11	0	5	246	12.6	
61	L	Cory Stillman	FLA	63	16-35	17	32	49	1	37	8	0	2	115	14.8	
16	C	Nathan Horton	FLA	67	17-51	22	23	45	-5	48	5	1	5	131	16.8	
67	C	*Michael Frolik	FLA	79	14-48	21	24	45	10	22	1	0	2	158	13.3	
4	D	Jay Bouwmeester	FLA	82	26-59	15	27	42	-2	68	9	0	2	182	8.2	
24	D	Bryan McCabe	FLA	69	23-08	15	24	39	-1	41	8	0	3	153	9.8	
14	R	Radek Dvorak	FLA	81	16-26	15	21	36	0	42	0	4	3	136	11.0	
2	D	Keith Ballard	FLA	82	22-23	6	28	34	14	72	1	0	1	106	5.7	
20	R	Richard Zednik	FLA	70	15-35	17	16	33	2	46	3	0	4	153	11.1	
11	C	Gregory Campbell	FLA	77	16-47	13	19	32	0	76	1	0	1	135	9.6	
18	L	Ville Peltonen	FLA	79	15-15	12	19	31	6	31	0	0	1	121	9.9	
55	D	Steve Eminger	PHI/TB/FLA71	21:36	5	21	26	-3	50	2	0	0	1	85	5.9	
44	D	Nick Boynton	FLA	68	16-35	5	16	21	7	91	0	0	1	104	4.8	
53	R	Brett McLean	FLA	80	12-25	7	12	19	-12	29	0	0	2	114	6.1	
28	C	Kamil Kropis	FLA	66	13-58	4	15	19	2	18	0	0	1	77	5.2	
3	D	Karlis Skrastins	FLA	80	20-33	4	14	18	9	30	0	0	0	55	7.3	
22	D	Jassen Cullimore	FLA	68	16-47	2	8	10	-10	37	0	0	0	52	3.8	
85	L	Rostislav Olesz	FLA	37	13-11	4	5	9	-5	8	0	0	0	69	5.8	
13	R	Anthony Stewart	FLA	59	7-38	2	5	7	-6	34	0	0	0	56	3.6	
74	L	Nick Tamasky	NSH/FLA	45	7-19	1	6	7	-1	50	0	0	0	38	2.6	
32	R	*Michal Repik	FLA	5	7-31	2	0	2	1	0	0	0	0	7	28.6	
41	C	*Shawn Matthias	FLA	16	9-09	0	2	2	-3	2	0	0	0	11	0.00	
5	D	Bryan Allen	FLA	2	27-11	0	1	1	2	0	0	0	0	5	0.00	
71	L	*Kerndal McCardie	FLA	3	7-30	0	0	0	-1	2	0	0	0	1	0.00	
38	C	Janis Sprukis	FLA	1	12-19	0	0	0	0	0	0	0	0	1	0.00	
37	L	*Tanner Glass	FLA	3	6-45	0	0	0	0	7	0	0	0	1	0.00	
52	D	*Jason Garrison	FLA	1	11-57	0	0	0	0	0	0	0	0	0	0.00	

	GOALTENDERS	GP	MINS	AVG	W	L	OT	SO	GA	SA	SV%	G	A	PIM
29	Tomas Vokoun	59	3324	2.49	26	23	6	6	138	1856	.926	0	1	2
31	Craig Anderson	31	1636	2.71	15	7	5	3	74	977	.924	0	1	2
	FLA TOTALS	90	4960	2.56	41	30	11	9	212	2833	.925	0	2	4

* Indicates Rookie

Game	Date	Opponent	Result	Score	Record	Attendance	Game	Date	Opponent	Result	Score	Record	Attendance
1	10/10	@ CAROLINA	L	4-6	00-01-00	18,680	42	01/10	ATLANTA	W	8-4	20-16-06	14,323
2	10/11	ATLANTA	W*	3-2	01-01-00	18,401	43	01/16	PHILADELPHIA	O**	2-3	20-16-07	17,827
3	10/16	MINNESOTA	L	2-6	01-02-00	12,106	44	01/17	@ TAMPA BAY	W	4-3	21-16-07	17,217
4	10/18	NY ISLANDERS	W	2-0	02-02-00	16,087	45	01/19	BUFFALO	O**	2-3	21-16-08	12,480
5	10/20	@ MONTREAL	L	1-3	02-03-00	21,273	46	01/21	DALLAS	L	1-4	21-17-08	11,200
6	10/22	@ OTTAWA	W	3-1	03-03-00	18,952	47	01/27	PHILADELPHIA	W	3-2	22-17-08	13,904
7	10/24	SAN JOSE	W	4-3	04-03-00	15,232	48	01/29	MONTREAL	W	5-1	23-17-08	16,334
8	10/25	@ ST. LOUIS	L	0-4	04-04-00	19,150	49	01/31	@ NY ISLANDERS	L	1-3	23-18-08	13,336
9	10/30	OTTAWA	L	1-2	04-05-00	13,567	50	02/03	@ TORONTO	W*	4-3	24-18-08	19,095
10	11/01	@ NASHVILLE	O**	2-3	04-05-01	14,909	51	02/05	NY ISLANDERS	W	3-2	25-18-08	14,206
11	11/02	@ ATLANTA	L	3-5	04-06-01	10,584	52	02/07	@ WASHINGTON	L	1-3	25-19-08	18,277
12	11/06	@ LOS ANGELES	L	2-3	04-07-01	11,167	53	02/10	TORONTO	W	5-4	26-19-08	13,764
13	11/08	@ PHOENIX	L	1-4	04-08-01	14,807	54	02/12	@ CAROLINA	W	5-0	27-19-08	18,680
14	11/09	@ ANAHEIM	W	3-1	05-08-01	16,951	55	02/13	NY RANGERS	W**	2-1	28-19-08	17,042
15	11/12	TAMPA BAY	W	4-0	06-08-01	12,104	56	02/15	WASHINGTON	L	2-4	28-20-08	17,279
16	11/14	DETROIT	L	2-3	06-09-01	18,637	57	02/17	NEW JERSEY	W	4-0	29-20-08	14,514
17	11/18	@ TAMPA BAY	W**	4-3	07-09-01	16,176	58	02/19	CHICAGO	L	0-4	29-21-08	16,133
18	11/20	@ NEW JERSEY	L	1-3	07-10-01	14,291	59	02/21	BOSTON	W	2-0	30-21-08	19,343*
19	11/21	@ BOSTON	L	2-4	07-11-01	16,878	60	02/24	@ BOSTON	L	1-6	30-22-08	16,781
20	11/24	CAROLINA	W	3-2	08-11-01	11,117	61	02/26	@ NY RANGERS	W	2-1	31-22-08	18,200
21	11/26	NEW JERSEY	O*	2-3	08-11-02	14,932	62	02/28	@ NEW JERSEY	L	2-7	31-23-08	16,256
22	11/28	NY RANGERS	O**	3-4	08-11-03	18,166	63	03/01	@ WASHINGTON	W	6-2	32-23-08	18,277
23	11/30	@ NY RANGERS	W	4-0	09-11-03	18,200	64	03/03	@ ATLANTA	W	4-3	33-23-08	10,329
24	12/02	@ WASHINGTON	W	5-3	10-11-03	16,792	65	03/05	PITTSBURGH	L	1-4	33-24-08	18,933
25	12/04	BUFFALO	W	2-1	11-11-03	13,123	66	03/07	@ ST. LOUIS	W	5-3	34-24-08	17,591
26	12/06	BOSTON	L	0-4	11-12-03	16,213	67	03/10	@ PITTSBURGH	O**	3-4	34-24-09	17,132
27	12/08	@ OTTAWA	W*	4-3	12-12-03	17,947	68	03/12	@ BUFFALO	L	1-3	34-25-09	18,690
28	12/11	@ EDMONTON	W	2-0	13-12-03	16,839	69	03/14	TAMPA BAY	O**	3-4	34-25-10	17,734
29	12/12	@ CALGARY	W**	3-2	14-12-03	19,289	70	03/17	WASHINGTON	L	0-3	34-26-10	14,650
30	12/14	@ VANCOUVER	L	3-5	14-13-03	18,630	71	03/19	TORONTO	W	3-1	35-26-10	15,467
31	12/18	@ CAROLINA	O*	1-2	14-13-04	14,533	72	03/21	COLUMBUS	L	1-3	35-27-10	17,032
32	12/21	COLORADO	W	3-0	15-13-04	16,132	73	03/23	CAROLINA	O*	2-3	35-27-11	14,304
33	12/23	NASHVILLE	W	3-0	16-13-04	14,703	74	03/25	@ BUFFALO	L	3-5	35-28-11	18,690
34	12/26	TAMPA BAY	O**	3-4	16-13-05	16,961	75	03/26	@ PHILADELPHIA	W	4-2	36-28-11	19,631
35	12/27	@ TAMPA BAY	L	4-6	16-14-05	18,226	76	03/28	@ DALLAS	W	6-3	37-28-11	18,532
36	12/29	MONTREAL	L	2-5	16-15-05	20,741*	77	03/31	OTTAWA	W	5-2	38-28-11	15,247
37	12/31	@ NY ISLANDERS	L	2-4	16-16-05	12,211	78	04/03	ATLANTA	L	1-3	38-29-11	15,945
38	01/01	@ PITTSBURGH	W	6-1	17-16-05	17,042	79	04/05	PITTSBURGH	W	4-2	39-29-11	18,232
39	01/04	@ MONTREAL	O**	5-6	17-16-06	21,273	80	04/07	@ PHILADELPHIA	L	1-2	39-30-11	19,637
40	01/06	@ TORONTO	W	4-2	18-16-06	19,197	81	04/09	@ ATLANTA	W	3-2	40-30-11	15,738
41	01/08	CAROLINA	W	4-2	19-16-06	10,323	82	04/11	WASHINGTON	W	7-4	41-30-11	18,527

+ DENOTES HOME SELLOUT

* OVERTIME, ** SHOOTOUT

INAUGURAL SEASON (1993-94) FIRSTS

LINE-UP: 10/6/93 at Chicago

STARTERS: Goalie-John Vanbiesbrouck, Defensemen-Joe Cirella and Keith Brown, Center-Brian Skrudland, Left Wing-Dave Lowry, Right Wing-Scott Mellanby.

WHO DRESSED: Defensemen-Gord Murphy, Greg Smyth, Brian Benning and Alexander Godnyuk, Forwards-Evgeny Davydov, Randy Gilhen, Mike Hough, Andrei Lomakin, Tom Fitzgerald, Scott Levins, Bill Lindsay, Jesse Belanger and Rob Niedermayer, Goalie-Mark Fitzpatrick.

DID NOT DRESS: Paul Laus, Brent Severyn and Jody Hull

VICTORY: 10/9 at Tampa Bay, 2-0 (GWG-Levins)

HOME VICTORY: 10/14 vs. Ottawa, 5-4 (GWG-Niedermayer)

ROAD VICTORY: 10/9 at Tampa Bay, 2-0 (GWG-Levins)

SHUTOUT: 10/9 at Tampa Bay, 2-0 (Vanbiesbrouck)

SHUTOUT AGAINST: 11/27, 4-0 at Hartford (Reese)

TIE: 10/6, 4-4 at Chicago

HOME TIE: 10/17, 3-3 vs. Tampa Bay

ROAD TIE: 10/6, 4-4 at Chicago

LOSS: 10/7, 5-3 at St. Louis

HOME LOSS: 10/12, 2-1 vs. Pittsburgh

ROAD LOSS: 10/7, 5-3 at St. Louis

GOAL: Scott Mellanby at 12:31 of 1st period, 10/6 at Chicago, assisted by Rob Niedermayer and Evgeny Davydov. Other players on ice, Keith Brown and Brian Benning.

SHOT ON GOAL: Brian Skrudland (save by Belfour), at 1:07 of 1st period, 10/6 at Chicago

POWER-PLAY GOAL: Scott Mellanby, at 12:31 of 1st period, 10/6 at Chicago

SHORT-HANDED GOAL: Brian Skrudland, at 6:40 of 3rd period, 10/29 vs. Winnipeg

GAME-WINNING GOAL: Scott Levins, at 2:19 of 1st period, 10/9 at Tampa Bay

EMPTY-NET GOAL: Tom Fitzgerald, at 19:33 of 3rd period, 10/9 at Tampa Bay

OVERTIME GOAL: Dave Lowry, at 4:56 of OT, 10/30 vs. Tampa Bay

PENALTY SHOT: None attempted

PENALTY (MINOR): Bill Lindsay (hooking Roenick), at

1:44 of 1st period, 10/6 at Chicago

PENALTY (MAJOR): Scott Levins (fighting with Neil Wilkinson), at 13:23 of 1st period, 10/6 at Chicago

GAME MISCONDUCT: Alexander Godnyuk, high stick, at 2:53 of 1st period, 10/9 at Tampa Bay

POWER-PLAY ATTEMPT: 8:52-10:52 of 1st period (slash on B. Sutter), 10/6 at Chicago

PENALTY KILL: 1:44-3:44 of 1st period (hooking Lindsay), 10/6 at Chicago

FORWARD TO SCORE GOAL: Scott Mellanby, at 12:31 of 1st period, 10/6 at Chicago

FORWARD TO RECORD ASSIST: Rob Niedermayer and Evgeny Davydov at 12:31 of 1st period, 10/6 at Chicago

DEFENSEMAN TO SCORE GOAL: Gord Murphy at 5:18 of 3rd period, 10/6 at Chicago

DEFENSEMAN TO RECORD ASSIST: Brian Benning at 15:30 of 2nd period, 10/7 at St. Louis

TWO-GOAL GAME AGAINST: Jeremy Roenick and Chris Chelios, (two each), 10/6 at Chicago

HAT TRICK: None

HAT TRICK AGAINST: Brendan Shanahan, 10/7 at St. Louis

MULTI-POINT GAME: Andrei Lomakin (1-1-2) and Scott Levins (0-2-2), 10/6 at Chicago

MULTI-POINT GAME AGAINST: Chris Chelios (2-2-4), Joe Murphy (0-3-3), Jeremy Roenick (2-0-0) and Steve Smith (0-2-2), 10/6 at Chicago

3-POINT GAME: Andrei Lomakin (2-1-3) and Jesse Belanger (0-3-3), 12/8 at Los Angeles

3-POINT GAME AGAINST: Chris Chelios (2-2-4), 10/6 at Chicago

4-POINT GAME AGAINST: Chris Chelios (2-2-4), 10/6 at Chicago

2-ASSIST GAME: Scott Levins (0-2-2), 10/6 at Chicago

2-ASSIST GAME AGAINST: Steve Smith (0-2-2), Joe Murphy (0-3-3) and Chris Chelios (2-2-4), 10/6 at Chicago

3-ASSIST GAME: Jesse Belanger (0-3-3), 12/8/93 at Los Angeles

3-ASSIST GAME AGAINST: Joe Murphy (0-3-3), 10/6 at Chicago

INAUGURAL SEASON (1993-94) FIRSTS

Opponents "Firsts" vs. Panthers

OPENING STARTERS AGAINST: 10/6 at Chicago: Goalie-Ed Belfour, Defensemen-Bryan Marchment and Chris Chelios, Center-Brent Sutter, Left Wing-Stephane Matteau, Right Wing-Joe Murphy.

GOAL: Chris Chelios (power-play goal), at 13:17 of 1st period, 10/6 at Chicago

SHORT-HANDED GOAL: Joe Mullen, at 3:51 of 3rd period, 10/12 vs. Pittsburgh

GAME-WINNING GOAL: Craig Janney, at 7:28 of 3rd period, 10/7 at St. Louis

GAME-TYING GOAL: Jeremy Roenick, at 16:07 of 3rd period, 10/6 at Chicago

EMPTY-NET GOAL: Teemu Selanne, at 19:36 of 3rd period, 10/26 vs. Winnipeg

OVERTIME GOAL: Rob Pearson, at 2:17 of OT, 10/21 vs. Toronto

PENALTY SHOT: Zigmund Palffy (unsuccessful), at 16:49 of 2nd period, 4/14/94 vs. NY Islanders

PENALTY (MINOR): Brent Sutter (slashing), at 8:52 of 1st period, 10/6 at Chicago

PENALTY (MAJOR): Neil Wilkinson (fighting), at 13:23 of 1st period, 10/6 at Chicago

GAME MISCONDUCT: Bryan Marchment, at 16:04 of 2nd period, 10/6 at Chicago

POWER-PLAY ATTEMPT: 1:44-3:44 of 1st period (hooking-Lindsay), 10/6 at Chicago

PENALTY KILL: 8:52-10:52 of 1st period (slashing-Brent Sutter), 10/6 at Chicago

FORWARD TO SCORE GOAL: Jeremy Roenick, at 5:46 of 3rd period, 10/6 at Chicago

FORWARD TO RECORD ASSIST: Brian Noonan, at 13:17 of 1st period, 10/6 at Chicago

DEFENSEMAN TO SCORE GOAL: Chris Chelios, at 13:17 of 1st period, 10/6 at Chicago

DEFENSEMAN TO RECORD ASSIST: Steve Smith, at 13:17 of 1st period, 10/6 at Chicago

Goaltenders

DECISION: Mark Fitzpatrick, 10/7 at St. Louis, 5-3 loss

WIN: John Vanbiesbrouck, 10/9 at Tampa Bay, 2-0

LOSS: Mark Fitzpatrick, 10/7 at St. Louis, 5-3

TIE: John Vanbiesbrouck, 10/6 at Chicago, 4-4

SHUTOUT: John Vanbiesbrouck, 10/9 at Tampa Bay, 2-0

PENALTY SHOT FACED: Zigmund Palffy of the NY Islanders, 4/14/94 at Miami Arena, stopped by John Vanbiesbrouck, at 16:49 of the 2nd period

PANTHERS ALL-TIME NUMERICAL ROSTER

- #1 - Kevin Weekes, Kirk McLean, Roberto Luongo
- #2 - Joe Cirella, Terry Carkner, Lance Pitlick, Lyle Odelein, Lucas Krajicek, Branislav Mezei, Keith Ballard
- #3 - Paul Laus, Karlis Skrastins
- #4 - Keith Brown, Per Gustafsson, John Jakopin, Bret Hedican, Jay Bouwmeester
- #5 - Gord Murphy, Filip Kuba, Brad Ference, Yan Golubovsky, Jeff Norton, Igor Ulanov, Branislav Mezei, Bryan Allen
- #6 - Greg Smyth, Peter Andersson, Jason Woolley, Jeff Norton, Peter Ratchuk, Dan Boyle, Andreas Lilja, Noah Welch, Magnus Johansson
- #7 - Brian Benning, Mike Casselman, Rhett Warrener, Mike Wilson, Matt Herr, Pavel Trnka, Steve Montador, Noah Welch
- #8 - Dallas Eakins, Magnus Svensson, Craig Martin, Dallas Eakins, Jaroslav Spacek, Peter Worrell, Valeri Bure, Joel Kwiatkowski
- #9 - Jamie Leach, Radek Dvorak, Brad Smyth, Kirk Muller, Len Barrie, Igor Larionov, Stephen Weiss
- #10 - Dave Lowry, Esa Tikkanen, Pavel Bure, Gary Roberts, David Booth
- #11 - Evgeny Davydov, Bill Lindsay, Kevyn Adams, Bill Lindsay, Mikael Samuelsson, Jon Sim, Gregory Campbell
- #12 - Jody Hull, Chris Allen, Dwayne Hay, Marcus Nilson, Ryan Johnson, Alex Hicks, Olli Jokinen
- #13 - Oleg Kvasha, Vaclav Prospal, Juraj Kolnik, Anthony Stewart
- #14 - Stu Barnes, Ray Whitney, Niklas Hagman, Radek Dvorak
- #15 - Randy Gilhen, Doug Barrault, Gaetan Duchesne, Brett Harkins, David Nemirovsky, Dave Gagner, John Jakopin, Jeff Ware, John Jakopin, Jim Campbell, Eric Messier, Ty Jones, Jozef Stumpel
- #16 - Len Barrie, Randy Moller, Ray Sheppard, Gilbert Dionne, Craig Ferguson, Craig Fisher, Ryan Johnson, Oleg Kvasha, Ray Sheppard, Ivan Novoseltsev, Mike Sillinger, Kevyn Adams, Matt Cullen, Nathan Horton
- #17 - Jody Hull, Mike Foligno, Dave Tomlinson, Jason Podollan, Viktor Kozlov, Steve Washburn, Ryan Johnson, Dwayne Hay, Greg Adams, Ryan Johnson, Matt Cullen, Garth Murray
- #18 - Mike Hough, Alex Hicks, Cam Stewart, Marcus Nilson, Ville Peltonen
- #19 - Andrei Lomakin, Brad Smyth, Radek Dvorak, Len Barrie, Serge Payer, Stephen Weiss, Byron Ritchie
- #20 - Brian Skrudland, Valeri Bure, Craig MacDonald, Josh Olson, Kamil Piros, Joel Kwiatkowski, Ed Belfour, Richard Zednik
- #21 - Tom Fitzgerald, Mark Parrish, Denis Shvidki, Alexei Semenov, Cory Murphy
- #22 - Bob Kudelski, Steve Washburn, Dino Ciccarelli, Todd Simpson, Kristian Huselius, Sean Hill, Jassen Cullimore
- #23 - Bill Lindsay, Jeff Daniels, Rhett Warrener, Chris Wells, Rocky Thompson, Kyle Rossiter, Juraj Kolnik, Lee Goren, Lukas Krajicek, Martin Gelinac
- #24 - Brent Severyn, Robert Svehla, Darcy Hordichuk, Alexander Karpovtsev, Ruslan Salei, Bryan McCabe
- #25 - Geoff Smith, Viktor Kozlov, Joe Nieuwendyk
- #26 - Scott Levins, Jesse Belanger, Ray Sheppard, Dan Boyle, David Nemirovsky, Ray Sheppard, Ivan Novoseltsev, Dan Boyle, Pierre Dagenais, Mike Van Ryn
- #27 - Scott Mellanby, Jaroslav Bednar, Christian Berglund, Noah Welch
- #28 - Patrick Lebeau, Greg Hawgood, Magnus Svensson, Martin Straka, Peter Worrell, Jaroslav Spacek, Jason Wiemer, Jamie Rivers, Donald Audette, Kamil Kreps
- #29 - Jeff Greenlaw, Johan Garpenlov, Ryan Johnson, Mike Vernon, Anders Eriksson, Lukas Krajicek, Jeff Toms, Igor Kravchuk, Jamie McLennan, Tomas Vokoun

PANTHERS ALL-TIME NUMERICAL ROSTER

- #30** – Mark Fitzpatrick, Mikhail Shtalenkov, Andrew Allen (Dressed but did not play), Jani Hurme
- #31** – Sean Burke, Wade Flaherty, Steve Shields, Craig Anderson
- #32** – Richard Shulmistra, Mike Vernon, Ryan Jardine, Stephane Matteau, Grant McNeill, Michal Repik
- #33** – Eldon Reddick, Filip Kuba, David Morisset, Kyle Rossiter, Kristian Kudroc, Jamie Allison, Eric Cairns, Wade Belak
- #34** – John Vanbiesbrouck, Mathieu Biron, David Shantz (dressed, but did not play)
- #35** – Peter Ratchuk, Jean-Marc Pelletier (dressed but did not play), Alex Auld, Tyler Plante (did not dress)
- #36** – Joey Tetarenko, Dmitry Yushkevich, Kyle Rossiter
- #37** – Herbert Vasiljevs, Trevor Kidd, Tanner Glass
- #38** – Stephane Richer, Eric Beaudoin, Janis Sprukts
- #39** – Alexander Godnyuk, Ivan Novoseltsev
- #40** – Steve Washburn, Eric Boguniecki, Vaclav Nedorost, Greg Jacina
- #41** – Stephane Richer, Serge Payer, Andrej Podkonicky, Ryan Jardine, Nick Smith, Mike Green, Shawn Matthias
- #42** – Jamie Linden, Nick Smith, Matt Herr, Brad Norton, Mikhail Yakubov
- #43** – David Emma, Paul Brousseau, Byron Ritchie, Serge Payer, David Brine
- #44** – Rob Niedermayer, Sandis Ozolinsh, Gregory Campbell, Todd Bertuzzi, Nick Boynton
- #45** – Rhett Warrenner, Brad Ference, David Brine
- #46** – David Booth
- #47** – Craig Ferguson, Lance Ward, Martin Lojek
- #48** – Dwayne Hay, Dave Duerden, Marcus Nilson
- #49** – Lance Ward
- #50** – Drew Larman
- #51** – David Nemirovsky, Rob Globke
- #52** – Jason Garrison
- #53** – Brett McLean
- #54** – Kamil Kreps
- #55** – Ed Jovanovski, Igor Ulanov, Sean Hill, Ric Jackman, Steve Eminger
- #56** – Ivan Majesky
- #57** – Anthony Stewart
- #61** – Cory Stillman
- #62** – Vaclav Nedorost
- #64** – Stefan Meyer
- #67** – Michael Frolik
- #68** – Serge Payer
- #71** – Kenndal McArdle
- #74** – Nick Tarnasky
- #77** – Chris Gratton
- #80** – Kevin Weekes
- #85** – Rostislav Olesz
- #97** – Esa Tikkanen

PANTHERS ALL-TIME REGISTER

The Following Players Have Appeared in at Least One NHL Game with the Florida Panthers.

PLAYER	POS.	NUMBER(S) WORN	YEARS	PLAYER	POS.	NUMBER(S) WORN	YEARS
Adams, Greg	LW	17	2000-2001	Globeke, Rob	RW	51	2005-2008
Adams, Kevyn	C	11	2001-2002	Godyniuk, Alexander	D	39	1993-1994
Allen, Bryan	D	5	2006-2009	Golubovsky, Yan	D	5	2000-2001
Allen, Chris	D	12	1998-1999	Goren, Lee	LW	23	2003
Allison, Jamie	D	33	2005-2006	Gratton, Chris	C	77	2005-2007
Andersson, Craig	G	31	2006-2009	Green, Mike	C	41	2004
Andersson, Peter	D	6	1993-1994	Greenlaw, Jeff	LW	29	1993-1995
Audette, Donald	RW	28	2004	Gustafsson, Per	D	4	1996-1997
Auld, Alexander	G	35	2006-2007	Hagman, Niklas	LW	14	2001-2004
Ballard, Keith	D	2	2008-2009	Harkins, Brett	C	15	1995-1996
Barnes, Stu	C	14	1993-1996	Hawgood, Greg	D	28	1993-1994
Barrault, Doug	RW	15	1993-1995	Hay, Dwayne	LW	12, 17, 48	1998-2000
Barrie, Len	C/RW	16, 19, 9	1993-1994 & 2000-2001	Hedican, Bret	D	4	1999-2002
Beaudoin, Eric	LW	38	2002-2004	Herr, Matt	C	43, 42	2001-2002
Bednar, Jaroslav	RW	27	2002-2003	Hicks, Alex	LW	18, 12	1998-2000
Belak, Wade	RW	33	2008	Hill, Sean	D	22, 55	2005-2006
Belanger, Jesse	C	26	1993-1996	Hordichuk, Darcy	LW	24	2003-2004
Belfour, Ed	G	20	2006-2007	Horton, Nathan	C	16	2003-2009
Benning, Brian	D	7	1993-1995	Hough, Mike	LW	18	1993-1997
Berglund, Christian	RW	27	2004	Hull, Jody	RW	17, 12	1993-1998
Bertuzzi, Todd	RW	44	2006-07	Hurme, Jani	G	30	2002-2003
Biron, Mathieu	D	34	2002-2004	Huselius, Kristian	LW	22	2001-2004
Boguniecki, Eric	C	40	1999-2000	Jacina, Greg	RW	40	2005-2007
Booth, David	LW	46, 10	2006-2009	Jackman, Ric	D	55	2005-2007
Bouwmeester, Jay	D	4	2002-2009	Jakopin, John	D	4, 15	1998, 2001
Boyle, Dan	D	26, 6	1998-2002	Jardine, Ryan	LW	42, 32	2001-2002
Boynton, Nick	D	44	2008-2009	Johannson, Magnus	D	6	2008
Brine, David	C	43	2007-2008	Johnson, Ryan	C	16, 17, 29, 12	1998-2000 & 2001-2003
Brousseau, Paul	RW	43	2001	Jokinen, Olli	C	12	2000-2008
Brown, Keith	D	4	1993-1995	Jones, Ty	RW	15	2004
Bure, Pavel	RW	10	1999-2002	Jovanovski, Ed	D	55	1995-1999
Bure, Valeri	RW	20	2001-2004	Kidd, Trevor	G	37	1999-2002
Burke, Sean	G	31	1998-1999	Kolnik, Juraj	RW	23, 13	2002-2007
Campbell, Gregory	C/LW	44, 11	2003-2009	Kozlov, Viktor	C/RW	17, 25	1997-2004
Campbell, Jim	RW	15	2002	Krajicek, Lukas	D	29, 23, 2	2002-2006
Carkner, Terry	D	2	1995-1998	Kravchuk, Igor	D	29	2003
Casselman, Mike	LW	7	1995-1997	Kreps, Kamil	C	54	2006-2009
Ciccarelli, Dino	RW	22	1998-1999	Kuba, Filip	D	33, 5	1999-2000
Cirella, Joe	D	2	1993-1995	Kudelski, Bob	RW	22	1994-1996
Cullen, Matt	C	16, 17	2003-2004	Kudroc, Kristian	D	33	2004
Cullimore, Jassen	D	22	2007-2009	Kwiatkowski, Joel	D	20, 8	2005-2007
Dagenais, Pierre	RW	26	2002-2003	Kvasha, Oleg	C/LW	16, 13	1998-2000
Daniels, Jeff	LW	23	1993-1995	Larionov, Igor	C	9	2000
Davydov, Evgeny	LW	11	1993-1995	Lauman, Drew	C	50	2006-2008
Dionne, Gilbert	LW	16	1995-1997	Laus, Paul	D/RW	3	1993-2003
Duchesne, Gaetan	LW	15	1994-1995	Leach, Jamie	RW	9	1993-1995
Duerden, Dave	LW	48	2000	Lebeau, Patrick	RW	28	1993-1994
Dvorak, Radek	RW	9, 19, 14	1995-99 & 2007-09	Levins, Scott	C	22	1993-1994
Eakins, Dallas	D	8	1993-95 & 1997-98	Lilja, Andreas	D	6	2002-2004
Eminger, Steve	D	55	2009	Linden, Jamie	RW	42	1993-1995
Emma, David	RW	43	2000-2001	Lindsay, Bill	LW	23, 11	1993-1999 & 2001-2002
Eriksson, Anders	D	29	2000-2001	Lojek, Martin	D	47	2006-2008
Ference, Brad	D	45, 5	1999-2003	Lomakin, Andrei	LW	19	1993-1995
Ferguson, Craig	C/LW	16, 47	1996-2000	Lowry, Dave	LW	10	1993-1997
Fisher, Craig	C/LW	16	1996-1997	Luongo, Roberto	G	1	2000-2006
Fitzgerald, Tom	RW/C	21	1993-1998	MacDonald, Craig	C	20	2003-2004
Fitzpatrick, Mark	G	30	1993-1998	Majesky, Ivan	D	56	2002-2003
Flaherty, Wade	G	31	2002-2003	Martin, Craig	RW	8	1996-1997
Foligno, Mike	RW	17	1993-1994	Matteau, Stephane	LW	32	2002-2003
Frolik, Michael	C	67	2008-2009	Matthias, Shawn	C	41	2007-2009
Gagner, Dave	C	15	1997-1999	McArdle, Kenndal	LW	71	2008
Garpenlov, Johan	LW	29	1994-1998	McCabe, Bryan	D	24	2008-2009
Garrison, Jason	D	52	2008	McLean, Brett	C	53	2007-2009
Gelinas, Martin	LW	23	2005-2007	McLean, Kirk	G	1	1998-1999
Gilhen, Randy	C	15	1993-1994	McLennan, Jamie	G	29	2005-2006
Glass, Tanner	LW	37	2007-2008				

PANTHERS ALL-TIME REGISTER (CONTINUED)

The Following Players Have Appeared in at Least One NHL Game with the Florida Panthers.

PLAYER	POS.	NUMBER(S) WORN	YEARS	PLAYER	POS.	NUMBER(S) WORN	YEARS
McNeill, Grant	D	32	2003	Shvidki, Denis	RW	21	2000-2004
Mellanby, Scott	RW	27	1993-2001	Sillinger, Mike	C	16	2000-2001
Messier, Eric	LW	15	2003-2004	Sim, Jon	RW	11	2005-2006
Mezei, Branislav	D	5, 2	2002-2008	Simpson, Todd	D	22	1999-2001
Moller, Randy	D	16	1994-1995	Skrastins, Karlis	D	3	2008-2009
Montador, Steve	D	7	2005-2008	Skrudland, Brian	C	20	1993-1997
Morisset, David	RW	33	2001	Smith, Geoff	D	25	1993-1997
Muller, Kirk	LW/C	9	1996-1999	Smith, Nick	C	42, 41	2001-2002
Murphy, Cory	D	21	2007-2008	Smyth, Brad	RW	19, 9	1995-1996
Murphy, Gord	D	5	1993-1999	Smyth, Greg	D	6	1993
Murray, Garth	RW	17	2007-2008	Spacek, Jaroslav	D	8, 28	1998-2000
Meyer, Stefan	C	64	2007-2008	Sprukts, Janis	C	38, 41	2006-2008
Nedorost, Vaclav	C	40	2003-2004	Stewart, Anthony	RW	57	2005-2009
Nemirovsky, David	RW	51, 15, 26	1995-1999	Stewart, Cam	LW	18	1999-2000
Niedermayer, Rob	C	44	1993-2001	Stillman, Cory	LW	61	2008-2009
Nieuwendyk, Joe	C	25	2005-2007	Straka, Martin	C	28	1995-1997
Nilson, Marcus	LW/C	12, 48, 18	1999-2004	Stumpel, Jozef	C	15	2005-2008
Norton, Brad	D	42	2002	Svehla, Robert	D	24	1994-2002
Norton, Jeff	D	6, 5	1998 & 2001-2002	Svensson, Magnus	D	28, 8	1994-1996
Novoseltsev, Ivan	RW	16, 26, 39	1999-2003	Tarnasky, Nick	C	74	2008-2009
Odelein, Lyle	D	2	2003-2004	Tetarenko, Joey	RW/D	36	2000-2003
Olesz, Rostislav	LW	85	2005-2009	Thompson, Rocky	LW/D	23	2001-2002
Olson, Josh	LW	20	2004	Tikkanen, Esa	LW	97, 10	1997-1998
Ozolins, Sandis	D	44	2002-2003	Tomlinson, Dave	C	17	1993-1995
Parrish, Mark	RW	21	1998-2000	Toms, Jeff	C/LW	29	2002-2003
Payer, Serge	C	68, 41, 19, 43	2000-2006	Trnka, Pavel	D	7	2003-2004
Peltonen, Ville	LW	18	2006-2009	Ulanov, Igor	D	5, 55	2002-2003
Piros, Kamil	RW	20	2004	Vanbiesbrouck, John	G	34	1993-1998
Pittick, Lance	D	2	1999-2002	Van Impe, Darren	D	29	2001-2002
Podkonicky, Andrej	LW	41	2001	Van Ryn, Mike	D	26	2003-2008
Podollan, Jason	RW	17	1996-1997	Vasiljevs, Herbert	RW	37	1999
Prospai, Vaclav	C	13	2001	Vernon, Mike	G	32, 29	1999-2000
Ratchuk, Peter	D	6, 35	1998-2001	Vokoun, Tomas	G	29	2007-2009
Reddick, Eldon (Pokey)	G	33	1993-1994	Ward, Lance	D/RW	47, 49	2000-2003
Repik, Michal	RW	32	2008-2009	Ware, Jeff	D	15	1999
Richer, Stephane	D	41, 38	1993-1995	Warrener, Rhett	D	45, 23, 7	1995-1999
Ritchie, Byron	C	43, 19	2002-2004	Washburn, Steve	C	40, 22, 17	1995-1998
Rivers, Jamie	D	28	2003	Weekes, Kevin	G	1, 80	1997-1999
Roberts, Gary	LW	10	2005-2007	Weiss, Stephen	C	19, 9	2002-2009
Rossiter, Kyle	D	23, 36	2002-2004	Welch, Noah	D	6, 27	2006-2008
Salei, Ruslan	D	24	2006-2008	Wells, Chris	C	23	1996-2000
Samuelsson, Mikael	RW	11	2003-2004	Whitney, Ray	LW	14	1997-2001
Semenov, Alexei	D	21	2005-2007	Wierner, Jason	C/LW	28	2001-2002
Severyn, Brent	D	24	1993-1995	Wilson, Mike	D	7	1999-2001
Sheppard, Ray	RW	16, 26	1995-1998 & 1999-2000	Woolley, Jason	D	6	1995-1996
Shields, Steve	G	31	2003-2004	Worrell, Peter	LW	28, 8	1997-2003
Shtalenkov, Mikhail	G	30	1999-2000	Yakubov, Mikhail	C	42	2005-2006
Shulmistra, Richard	G	32	1999-2000	Yushkevich, Dmitry	D	36	2002
				Zednik, Richard	LW	20	2007-2009

PANTHERS ALL-TIME HISTORY

DECEMBER 10, 1992

The NHL awards an expansion franchise to H. Wayne Huizenga, Chairman of Blockbuster Entertainment Corporation. Huizenga announces he'll operate the team in South Florida.

MARCH 1, 1993

The NHL and Huizenga announce that South Florida will join the NHL in time for the 1993-94 season. Bob Clarke named Vice President and General Manager.

APRIL 19, 1993

William A. Torrey named President. Club officially named the FLORIDA PANTHERS.

APRIL 21, 1993

Dean Jordan named Vice President of Business Operations and Alternate Governor.

MAY 24, 1993

The Panthers announce a three-year agreement with the Cincinnati Cyclones of the International Hockey League.

JUNE 2, 1993

Roger Neilson named first head coach of the Panthers.

JUNE 14, 1993

NHL Commissioner Gary Bettman presents Panthers owner H. Wayne Huizenga with official certificate of entry into the National Hockey League. Panthers unveil home and road uniforms, along with primary and secondary logos. The team colors are navy blue, red, and yellow-gold.

JUNE 24, 1993

The Panthers select goaltender John Vanbiesbrouck with the first pick of the 1993 NHL Expansion Draft in Quebec City. In all, Florida selects 24 players.

JUNE 26, 1993

At Le Colisee in Quebec City, the Panthers select forward

Rob Niedermayer with the team's first-ever Entry Draft pick. Florida chooses 13 amateur players in the draft.

JULY 8, 1993

Hall of Fame netminder Bill Smith named Panthers' goaltending coach.

JULY 28, 1993

The Panthers unveil artwork of inaugural logo created for the team's first season. Seven players visit South Florida and begin week-long promotional tour. Players included: goaltender John Vanbiesbrouck, forwards Rob Niedermayer, Scott Mellanby, Dave Lowry, Brian Skrudland and Andrei Lomakin and defenseman Joe Cirella.

AUGUST 3, 1993

In their first-ever trade, the Panthers acquire forward Jason Cirone from the Winnipeg Jets in exchange for Dave Tomlinson. Florida had acquired Tomlinson from the Toronto Maple Leafs in exchange for future considerations.

SEPTEMBER 7, 1993

The temperature drops to 22 degrees as Miami Arena makes ice for the Panthers' inaugural season.

SEPTEMBER 11, 1993

Fifty-two players report to Miami Arena for the Panthers' first training camp.

SEPTEMBER 16, 1993

The Panthers open their inaugural eight-game preseason schedule against the Tampa Bay Lightning at the Lakeland (FL) Civic Center.

OCTOBER 6, 1993

The Panthers travel to Chicago Stadium and skate to a 4-4 tie with the Blackhawks in the team's first-ever regular-season game. Right wing Scott Mellanby scores the Panthers' first goal at 12:31 of the opening period.



Panthers William Torrey & Ed Jovanovski at the 1994 NHL Entry Draft.

PANTHERS ALL-TIME HISTORY

The game is broadcast in Spanish for the first time by Arley Londono and Manolo Alvarez on WCMQ 1210 AM.

OCTOBER 9, 1993

Before an NHL-record crowd of 27,227 at the ThunderDome in St. Petersburg, the Panthers win their first game as John Vanbiesbrouck records a 2-0 shutout over the Tampa Bay Lightning. Scott Levins and Tom Fitzgerald score the Florida goals.

OCTOBER 12, 1993

The Panthers play their inaugural home opener before a sellout crowd of 14,372 at Miami Arena. Florida drops a 2-1 decision to the Pittsburgh Penguins.

NOVEMBER 10, 1993

In their first-ever game against the defending Stanley Cup-Champion Montreal Canadiens, the Panthers earn a 3-1 victory at the Montreal Forum.

JANUARY 22, 1994

Goaltender John Vanbiesbrouck and Right Wing Bob Kudelski represent the Panthers at the NHL All-Star Game at Madison Square Garden in New York City. Kudelski scores two goals in the contest.

JANUARY 24, 1994

In front of a sellout crowd at Miami Arena, the Panthers set a team record with five goals in one period and skate to an 8-3 victory over the Montreal Canadiens. It's their largest winning margin of the season.

JANUARY 31, 1994

Rookie Center Jesse Belanger is named the NHL's "Player of the Week" for the period ending January 30. Belanger becomes the first Panther to win the award and the first to win it in his club's inaugural season. Belanger had four goals and four assists in four games.

MARCH 31, 1994

The Panthers tie New Jersey, 3-3, as they record their 74th point of the season, the most ever by a first-year team. Goaltender John Vanbiesbrouck is named the NHL's "Player of the Week" for the period ending March 21. He went 3-0-1, with a 2.20 GAA and a .940 save percentage.

APRIL 14, 1994

The Panthers complete the most successful season ever by a first-year NHL team with a 4-1 victory over the New York Islanders at Miami Arena. After the game, the players salute the fans for their tremendous support. Said captain Brian Skrudland, "We didn't know what to expect when we came down to Florida, and we certainly didn't expect to have the best fans in the National Hockey League."

JUNE 15, 1994

Vice President and General Manager Bob Clarke is released from the remaining two years of his contract. Clarke returns to the Philadelphia Flyers as president and general manager.

JUNE 28, 1994

The Panthers select ten players in the 1994 NHL Entry Draft, including the number one pick overall in Defenseman Ed Jovanovski. In all, Florida selects 10 amateurs in the 11 rounds of the draft. A crowd of 4,000 overflows the Omni Hotel in Miami as the Panthers host "HockeyFest," an NHL Draft party.

AUGUST 1, 1994

Bryan Murray is named general manager of the Panthers.

SEPTEMBER 4, 1994

The Panthers open their second annual training camp as 59 players report to Peterborough, Ontario.

JANUARY 11, 1995

The NHL Players Association accepts the NHL's final collective bargaining proposal, putting an end to the 103-day labor dispute that reduced the league's season from 84 to 48 games.

APRIL 20, 1995

The Panthers kick-off a state-wide license plate program, benefiting the Florida Sports Foundation.

JUNE 7, 1995

The Carolina (AHL) Monarchs are named the Panthers' top minor-league affiliate, while Florida retains its affiliation with the Cincinnati Cyclones of the IHL.

JUNE 8, 1995

Roger Neilson is relieved of his head coaching duties. Neilson had a record of 53-56-23 (.489 winning pct.) in two seasons behind the Panthers' bench.

JUNE 9, 1995

The Panthers sign 1994 No. 1 draft pick Ed Jovanovski to a multi-year contract.

JULY 8, 1995

The Panthers turn the Broward County Convention Center into a mecca for hockey enthusiasts when they host their second annual "HockeyFest."

JULY 11, 1995

The Panthers select Left Wing Radek Dvorak with their first pick (10th overall) in the 1995 NHL Entry Draft. Florida makes eight more selections at the draft in Edmonton, Alta.

JULY 20, 1995

Rich Kromm is named head coach of the Panthers' AHL affiliate, the Carolina Monarchs.

JULY 24, 1995

Doug MacLean is named head coach of the Panthers. He becomes the second coach in franchise history.

AUGUST 15, 1995

Radek Dvorak signs a multi-year contract. Dvorak was the Panthers' first choice (10th overall) in the 1995 NHL Entry Draft.

PANTHERS ALL-TIME HISTORY

SEPTEMBER 11, 1995

The Panthers' third annual training camp opens as 72 players report to Greensboro, North Carolina.

OCTOBER 8, 1995

Scott Mellanby scores two goals and kills a rat in the Panthers' dressing room prior to the team's 4-3 victory over the Calgary Flames. Mellanby's feat is dubbed a "Rat Trick" by John Vanbiesbrouck, and within weeks, fans begin tossing rats onto the ice to celebrate Florida goals.

JANUARY 20, 1996

Coach Doug MacLean leads the Panthers to the best record in the Eastern Conference and earns the right to coach in the All-Star Game. MacLean is joined in Boston by John Vanbiesbrouck and Scott Mellanby.

JANUARY 23, 1996

Johan Garpenlov scores three goals in the Panthers' 5-4 win at Washington to record the first hat trick in team history.

APRIL 14, 1996

The Panthers conclude the 1995-96 season with 92 points (41-31-10), good for fourth place in the Eastern Conference. The team qualifies for the Stanley Cup Playoffs for the first time.

APRIL 17, 1996

Before a packed house at Miami Arena, the Panthers defeat the Boston Bruins, 6-3, in their first-ever playoff game.

APRIL 27, 1996

In Game 5 of the Eastern Conference Quarterfinals against Boston, Bill Lindsay scores a spectacular goal with 4:57 left in the third period to break a 3-3 tie and give the Panthers their first-ever playoff series victory.

MAY 12, 1996

In Game 5 of the Eastern Conference Semifinals against the Philadelphia Flyers, Mike Hough scores in double OT to give the Panthers a 3-2 lead in the series. Florida eliminates the Flyers two days later in Miami.

JUNE 1, 1996

The Panthers go on the road and defeat the Pittsburgh Penguins, 3-1, in Game 7 of the Eastern Conference Finals to win the Prince of Wales Trophy as champions of the conference. They fly to Colorado after the game to begin preparations for the Stanley Cup Finals.

JUNE 10, 1996

The Panthers and Colorado Avalanche play one of the classic games in Stanley Cup Finals history. The match remains scoreless until Colorado's Uwe Krupp connects at 4:31 of the third OT period to give the Avalanche the victory and its first-ever Stanley Cup title.

JUNE 12, 1996

A capacity crowd fills Miami Arena to thank the Panthers for a wonderful season. The highlight of the evening occurs when Ed Jovanovski and Rhett Warrener dump a bucket of water over the head of coach Doug MacLean.

JUNE 22, 1996

The Panthers select nine players at the 1996 NHL Entry Draft in St. Louis, MO. Their top choice (20th overall) is Swedish forward Marcus Nilson.

AUGUST 7, 1996

The Panthers and SportsChannel Florida agree to a multi-year deal for television rights to the club's games.

SEPTEMBER 9, 1996

The Panthers open their fourth annual training camp in Summerside, Prince Edward Island, hometown of coach Doug MacLean.

OCTOBER 30, 1996

The Panthers defeat the Chicago Blackhawks, 3-2, to extend their season-opening unbeaten streak to 12 games (8-0-4). John Vanbiesbrouck is named the NHL's Player of the Month for October after going 6-0-3, with a 1.41 GAA and a .950 SV%.

NOVEMBER 15, 1996

The Panthers conduct an official "ice-breaking" ceremony at the site of their new arena in Sunrise. The event is attended by NHL commissioner Gary Bettman as well as club and government officials.

JANUARY 18, 1997

For the second year in a row, Doug MacLean coaches the Eastern Conference to victory in the NHL All-Star Game. John Vanbiesbrouck makes his third All-Star appearance and Robert Svehla records two assists and a plus-6 rating in the contest.

MARCH 22, 1997

The Panthers celebrate their 50th consecutive sellout (including playoffs) at Miami Arena.

APRIL 11, 1997

The Panthers clinch fourth place in the Eastern Conference and home ice in the first round of the Stanley Cup Playoffs by defeating the Pittsburgh Penguins, 4-2. The Cats finish their fourth season with a record of 35-28-19, good for 89 points.

APRIL 25, 1997

Esa Tikkanen, who would sign with the Panthers four months later, scores at 12:02 of OT as the New York Rangers eliminate the Cats from the playoffs.

JUNE 21, 1997

The Panthers select 10 players at the 1997 NHL Entry Draft in Pittsburgh, Pennsylvania. Their top choice (20th overall) is left wing/center Mike Brown.

SEPTEMBER 9, 1997

The Panthers open their fifth annual training camp at Miami Arena.

NOVEMBER 24, 1997

Doug MacLean is relieved of his head coaching duties. General Manager Bryan Murray agrees to coach for the remainder of the season.

PANTHERS ALL-TIME HISTORY

NOVEMBER 26, 1997

In Bryan Murray's first game behind the Florida bench, the Panthers set a team record by scoring 10 goals in a 10-5 win over the Boston Bruins.

DECEMBER 27, 1997

John Vanbiesbrouck records the 300th victory of his NHL career and 100th as a Panther in a 6-2 win over the New York Islanders at Nassau Coliseum. Vanbiesbrouck becomes the 15th goaltender in NHL history — and second American — to win 300 games.

FEBRUARY 3, 1998

Dino Ciccarelli, who was acquired from the Tampa Bay Lightning three weeks earlier, scores the 600th goal of his NHL career as the Panthers tie the Detroit Red Wings, 1-1. Ciccarelli becomes the ninth player in NHL history to reach this milestone.

FEBRUARY 8, 1998

The Panthers and 25 other NHL teams begin their "Winter Break" as the league shuts down to enable its players to participate in the Winter Olympics for the first time. John Vanbiesbrouck (USA), Robert Svehla (Slovakia) and Esa Tikkanen (Finland) are the Panthers who head to Nagano, Japan. Tikkanen's club wins the Bronze Medal.

MARCH 24, 1998

The Panthers send Tom Fitzgerald to Colorado and Ray Sheppard to Carolina as General Manager Bryan Murray stays active at the trade deadline.

APRIL 16, 1998

The Panthers play their final game at Miami Arena, losing to the Philadelphia Flyers, 7-3. Florida compiles a record of 81-78-29 (.508 winning pct.) in Miami. Afterwards, the players toss merchandise to the fans and original Panthers John Vanbiesbrouck, Scott Mellanby, Gord Murphy, Paul Laus, Bill Lindsay and Rob Niedermayer are honored.

JUNE 21, 1998

The Panthers name Terry Murray head coach. He becomes the fourth coach in franchise history.

JUNE 27, 1998

The Panthers select nine players at the 1998 NHL Entry Draft in Buffalo, NY. Their top choice (30th overall) is defenseman Kyle Rossiter.

JULY 14, 1998

The Panthers' new arena in Sunrise is officially named the National Car Rental Center.



John Vanbiesbrouck

PANTHERS ALL-TIME HISTORY

SEPTEMBER 12, 1998

The Panthers open their sixth annual training camp at the National Car Rental Center.

SEPTEMBER 19, 1998

"HockeyFest" is held at the National Car Rental Center for the first time.

SEPTEMBER 27, 1998

The Panthers face the Boston Bruins in the first preseason game at the National Car Rental Center.

OCTOBER 9, 1998

The Panthers host the Tampa Bay Lightning in the first regular-season game at the National Car Rental Center. It's the first time the Panthers have ever opened a season at home.

OCTOBER 30, 1998

Rookie Mark Parrish scores four goals at Chicago, setting a new club record and a team rookie record. Parrish notches two in the first period and two more in the third as the Panthers blast the Blackhawks, 7-3. Ray Whitney assists on three of the rookie's goals.

NOVEMBER 3, 1998

Mark Parrish is named NHL Rookie of the Month for October, winning the honor over Los Angeles Goaltender Manny Legace and Vancouver center Bill Muckalt. Parrish led Florida in scoring (6-2-8) for the month, leading the Cats to a 3-3-3 record.

DECEMBER 17, 1998

The Panthers announce they will have their own American Hockey League affiliate in Louisville, Kentucky, signing a long-term player development deal with the Louisville Panthers. Florida will supply a minimum of 18 players to Louisville, which will play its home games at historic Freedom Hall, home of the University of Louisville basketball team.

JANUARY 17, 1999

In the biggest trade in team history, the Panthers acquire star Right Wing Pavel Bure from the Vancouver Canucks. Florida also receives defensemen Bret Hedican and Brad Ference and a 1999 or 2000 draft choice. The Panthers send Ed Jovanovski, Dave Gagner, Mike Brown, Kevin Weekes and a 1999 or 2000 draft choice to the Canucks.

JANUARY 20, 1999

Pavel Bure scores two goals in his first game as a Panther, leading the Cats to a 5-2 victory over the Islanders in New York. Bret Hedican chips in his first two points as a Panther - both assists - in just his second game.

JANUARY 26, 1999

The Russian Rocket ignites the Cats with his first Florida hat trick. Pavel Bure's three goals force a 3-3 tie with the Flyers in Philadelphia. Bure finishes the contest with six goals in his first three games as a Panther.



Pavel Bure

PANTHERS ALL-TIME HISTORY

JANUARY 27, 1999

Pavel Bure plays his first game at National Car Rental Center. Although he has his three-game goal-scoring streak snapped, he earns his first home point in Florida with an assist, as the Cats top Montreal, 2-1. The win extends Florida's unbeaten streak to four in Bure's first four games.

FEBRUARY 8, 1999

The Panthers announce they have signed Pavel Bure to a five-year contract extension, locking up rights to the "Russian Rocket" through the 2005-2006 season.

MARCH 3, 1999

Four games after returning from a strained right knee, Pavel Bure nets a hat trick on his first three shots against the Colorado Avalanche. But Bure is forced to leave the game when he re-injures his knee and the Cats blow a 5-0 lead by allowing seven unanswered goals. Peter Forsberg scores three goals and adds three assists as Colorado wins 7-5. Bure is out for the season, after undergoing arthroscopic surgery on March 5 and additional surgery on March 29 in Birmingham, Alabama, to repair an anterior cruciate ligament.

APRIL 17, 1999

The Panthers complete their first season at National Car Rental Center with a 6-2 home win over the Tampa Bay Lightning. Despite missing the playoffs for the second straight year, Florida improves by 15 points in the standings in its first season under Terry Murray.

JUNE 25, 1999

Longtime Panther Defenseman Gord Murphy is selected by the Atlanta Thrashers in the NHL Expansion Draft. The Panthers also make a deal with Atlanta, sending Johan Garpenlov, Herbert Vasiljevs, Daniel Tarnqvist and a 1999 sixth-round draft choice to the Thrashers for goaltender Trevor Kidd.

JUNE 26, 1999

The Panthers select 18-year-old right wing Denis Shvidki as their first selection (12th overall) in the 1999 NHL Entry Draft, in Boston. The Kharkov, Ukraine, native had just completed a 94-point season with Barrie (OHL).

JULY 12, 1999

The Panthers name Chuck Fletcher general manager of the Louisville affiliate. Fletcher will also remain assistant general manager of the Florida Panthers, under Bryan Murray.

JULY 22, 1999

Hall of Fame Broadcaster Jiggs McDonald is named radio play-by-play announcer for the Florida Panthers. McDonald will team with Randy Moller on Panthers radio broadcasts for flagship radio station WQAM (560 AM).

AUGUST 9, 1999

SportsChannel Florida and the Florida Panthers announce an agreement that extends the exclusive Panthers television rights to SportsChannel Florida through the 2010-2011 season.

AUGUST 25, 1999

The Panthers name Steve Dangerfield senior vice president.

SEPTEMBER 3, 1999

Veteran players report for Panthers training camp in Hull, Quebec.

SEPTEMBER 30, 1999

The Cats send original Panther Bill Lindsay to Calgary for Flames' Captain Todd Simpson, a rugged defenseman who would lead Florida with 202 penalty minutes on the season.

OCTOBER 2, 1999

The Florida Panthers open the season with a 4-3 victory over the Washington Capitals at National Car Rental Center. It is the second straight home season-opening win for the Cats since moving to Sunrise. Pavel Bure scores the first of his team-record 58 goals in the contest, returning from major reconstructive knee surgery.

OCTOBER 12, 1999

Panthers Right Wing Pavel Bure records his 500th career NHL point, with an assist on Lance Pitlick's game-winning goal at Montreal. The Cats win 2-1.

NOVEMBER 15, 1999

The Panthers sign unrestricted free agent Forward Ray Sheppard, a playoff hero for Florida during the 1995-96 run to the Stanley Cup Finals. He is the second player in team history to return for a second tour of duty (Dallas Eakins).

NOVEMBER 19, 1999

Panthers Vice President and General Manager Bryan Murray sends goaltender Sean Burke and a fifth-round pick in the 2000 Entry Draft to Phoenix for goalie Mikhail Shtalenkov and the Coyotes' fourth-round pick in 2000.

DECEMBER 20, 1999

Panthers Right Wing Pavel Bure is named NHL Player of the Week, and celebrates by scoring a goal in his fifth straight game, establishing a new franchise record. Florida, however, falls 6-4 at home to Toronto.

DECEMBER 27, 1999

With an assist in his seventh straight game, Pavel Bure establishes another franchise record. His helper is part of a 6-1 victory at Tampa Bay.

JANUARY 1, 2000

The Panthers kick off the new millennium with a 7-5 home win over Tampa Bay. Pavel Bure ties a team record with four goals in the contest and equals his own franchise mark of three goals in a period. Mike Vernon notches his first victory in a Panthers uniform.

JANUARY 14, 2000

Original Panther and Florida captain Scott Mellanby records his 600th NHL point with a game-winning goal in a home win over Carolina, 5-1.

PANTHERS ALL-TIME HISTORY

JANUARY 22, 2000

Pavel Bure scores his 300th NHL goal, setting a new team record for goals in a season (33) in the process. He also scores No. 301 with an overtime game-winner in a 4-3 home victory over Boston. It is also a new team record for game-winning goals in a season (8).

FEBRUARY 6, 2000

The Panthers are the highlight of the 2000 NHL All-Star Game at Air Canada Centre in Toronto. Pavel Bure wins game MVP honors with a hat trick and an assist. Center Viktor Kozlov leads all players with three assists and left wing Ray Whitney leads the North American team with a goal and an assist.

MARCH 1, 2000

Panthers Captain Scott Mellanby plays in his 1,000th NHL game. He leads the Cats by scoring the opening goal in Florida's 3-1 home victory over Toronto.

MARCH 3, 2000

Right Wing Pavel Bure's assist sets a new club record for points in a season (71), as the Panthers fall 4-2 at NY Rangers.

MARCH 10, 2000

The Panthers claim center Len Barrie off waivers from Los Angeles. Barrie, who played two games for the Cats during their inaugural season in 1993-94, becomes the third Panther ever and second this season to return to play for the Cats.

MARCH 11, 2000

Scott Mellanby plays in his 500th game as a Panther, recording an assist in a 5-2 home loss to Chicago.

MARCH 18, 2000

Pavel Bure sets franchise records with his fourth hat trick of the season and his sixth career Florida hat trick, in a 4-2 victory at NY Islanders.



Stephen Weiss

PANTHERS ALL-TIME HISTORY

MARCH 25, 2000

National Car Rental Center sees a National Hockey League record fall, as Pavel Bure scores a goal. Bure's tally breaks the NHL mark for goals by a brother combination in one season (89), topping the record set by Bobby and Dennis Hull in 1968-69. Pavel and his brother Valeri would combine for 93 goals on the season. The Cats beat Montreal 4-2.

APRIL 3, 2000

The Panthers' 5-2 home victory over New Jersey establishes a new franchise record for wins in a season (42).

APRIL 9, 2000

The Cats conclude their most successful season ever in terms of wins (43) and points in the standings (98).

APRIL 18, 2000

The first NHL playoff game at National Car Rental Center results in a 2-1 Panthers loss to eventual Stanley Cup winner New Jersey.

APRIL 20, 2000

The Panthers' season comes to an end, with a 4-1 home playoff loss to New Jersey. The Cats sold out both home playoff contests (19,250).

JUNE 24, 2000

Cats acquire Goaltender Roberto Luongo and Center Olli Jokinen from the New York Islanders, in exchange for Mark Parrish and Oleg Kvasha. The trade is the talk of the 2000 NHL Entry Draft in Calgary, Alberta. The Panthers make Russian defenseman Vladimir Sapozhnikov their first selection (58th overall) at the draft.

SEPTEMBER 8, 2000

Veterans report to training camp in Hull, Quebec for the second straight year.

OCTOBER 6, 2000

The Panthers open their eighth season with a 4-3 overtime home loss to Vancouver. It is Pavel Bure's first game against his old team and he notches a goal and an assist. The Cats get a point for the overtime loss.

OCTOBER 22, 2000

Rookie Goaltender Roberto Luongo gets his first shutout with Florida, before his first win, as the Cats tie the expansion Minnesota Wild 0-0 on the road in their first meeting. Luongo makes 20 saves in the shutout - the first of a team record five he would record on the season.

NOVEMBER 6, 2000

The Panthers sign veteran Left Wing Greg Adams and trade Defenseman Jaroslav Spacek to Chicago for Anders Eriksson, in a move designed to halt an early season slide.

DECEMBER 11, 2000

At a press conference in downtown Ft. Lauderdale, NHL Commissioner Gary Bettman announces that the Panthers will host the 2003 NHL All-Star Weekend at National Car Rental Center on Feb. 1-2, 2003.

DECEMBER 28, 2000

After a 6-18-7-5 start, caused in part by a rash of early injuries, Vice President and General Manager Bryan Murray and Head Coach Terry Murray are relieved of their duties. Duane Sutter becomes the Panthers' fifth head coach.

FEBRUARY 4, 2001

Right Wing Pavel Bure notches two assists as the Panthers' lone representative in the 2001 NHL All-Star Game in Denver, Colorado.

FEBRUARY 9, 2001

Original Panther Scott Mellanby is traded to playoff contender St. Louis in exchange for prospect David Morisset and a conditional draft choice. Only Paul Laus and Rob Niedermayer remain as original Panthers.

MARCH 13, 2001

The Panthers are active at the trade deadline, swapping Ray Whitney to Columbus for Kevyn Adams, and getting draft picks for Mike Sillinger and Todd Simpson.

APRIL 3, 2001

Pavel Bure's shorthanded goal against Roman Cechmanek gives the Russian Rocket 59 tallies on the season, breaking his own franchise record.

APRIL 7, 2001

Roberto Luongo caps an outstanding rookie season with a team record fifth shutout. His 25 saves ends his year with the second-highest save percentage ever for a rookie (.920). The 3-0 win over the NY Rangers closes Florida's third season at National Car Rental Center. Pavel Bure's 59 goals on the season wins him the Maurice Richard Trophy for the second straight season, making him the first NHL player to accomplish the feat.

JUNE 5, 2001

A group of eight primary investors, led by Alan P. Cohen, CEO of generic drug maker Andrx Corp., purchases the Panthers from Boca Resorts, Inc. The group of South Florida businessmen includes former NFL quarterback Bernie Kosar, auto magnates Al Maroone and Michael Maroone, Precision Response CEO David Epstein, advertising mogul Jordan Zimmerman and Andrx officials Steve Cohen and Dr. Elliott Hahn. H. Wayne Huizenga, the man who brought the NHL to South Florida, stays on as a minority partner.

JUNE 7, 2001

Head Coach Duane Sutter signs a multi-year deal to remain at the helm of the Panthers.

JUNE 23, 2001

The Panthers host the first day of the two-day NHL Entry Draft at National Car Rental Center. It is South Florida's first major NHL event since the Panthers brought the Stanley Cup Finals to Miami Arena in 1996. Florida is the first "Sun Belt" team to host the NHL Entry Draft. The Cats make Canadian center Stephen Weiss their first selection in the draft (fourth overall). The Panthers also create a

PANTHERS ALL-TIME HISTORY

buzz by trading original Panther Rob Niedermayer to Calgary for Valeri Bure and Jason Wiemer.

JUNE 24, 2001

The 2001 NHL Entry Draft concludes at National Car Rental Center. A total of 9,623 fans attend the event – the most ever for a U.S.-based Draft. The Panthers draft 12 players in all. The Panthers also announce that Paul Baxter has been named assistant coach.

JULY 25, 2001

The NHL Board of Governors approves the transfer of the Panthers from Boca Resorts, Inc. to the new local ownership group, headed by Alan Cohen, Bernie Kosar and David Epstein.

SEPTEMBER 3, 2001

The Panthers open their third straight rookie camp in Hull, Quebec.

SEPTEMBER, 10, 2001

Main training camp opens in South Florida.

SEPTEMBER 22, 2001

The Panthers host "HockeyFest 2001" and NHL Breakout at National Car Rental Center, in preparation for the 2001-02 NHL season.

OCTOBER 4, 2001

Florida opens its ninth NHL season on the road at Philadelphia.

NOVEMBER 1, 2002

Panthers Left Wing Kristian Huselius is named NHL Rookie of the Month for October.

DECEMBER 3, 2001

Mike Keenan becomes the sixth head coach in Panthers history, replacing Duane Sutter. Chuck Fletcher takes over interim general manager duties.

JANUARY 16, 2002

All-Star Defenseman Sandis Ozolinsh becomes a Panther, after being acquired from Carolina along with Byron Ritchie in exchange for Bret Hedican, Kevyn Adams, Tomas Malec and a draft pick. Ozolinsh makes his Panthers debut against Chicago.

JANUARY 18, 2002

Panthers Goaltender Roberto Luongo and Left Wing Kristian Huselius are selected for the NHL's inaugural YoungStars Game.

MARCH 18, 2002

The Pavel Bure era ends in South Florida, as the right wing is traded to the New York Rangers for Filip Novak, Igor Ulanov and draft picks.

APRIL 1, 2002

Left Wing Niklas Hagman is named NHL Rookie of the Month for March.

APRIL 3, 2002

19-year-old Center Stephen Weiss makes his NHL debut

and scores a goal as the Panthers defeat Pittsburgh at home.

APRIL 16, 2002

The Panthers win the NHL Draft Lottery and will select first overall at the 2002 NHL Entry Draft. The Cats also sign first-round picks Stephen Weiss and Lukas Krajcek to entry-level contracts.

MAY 1, 2002

The NHL announces that Panthers Left Wing Kristian Huselius is a finalist for the Calder Memorial Trophy.

MAY 6, 2002

The American Hockey League approves the purchase of an AHL franchise by the Panthers and San Antonio Spurs of the NBA. The team, named the Rampage, will play at San Antonio's new SBC Arena.

MAY 10, 2002

Rick Dudley is named Panthers general manager.

MAY 31, 2002

John Torchetti is named head coach of Florida's AHL affiliate in San Antonio.

JUNE 22-23, 2002

The Panthers trade the number one pick and still select top-ranked prospect Jay Bouwmeester with the third overall selection in the 2002 NHL Entry Draft in Toronto. The Cats also get the right to trade first-round picks with Columbus in 2003. Florida also selects Petr Taticek with the ninth overall selection, and grabs Rob Globke and Gregory Campbell in the second and third rounds, respectively. Florida finishes the 2002 Entry Draft with six selections on Day Two.

JULY 11, 2002

Scott Luce is named Panthers director of amateur scouting

SEPTEMBER 14, 2002

HockeyFest 2002 kicks off the Panthers' Ten-Year Anniversary Season at Office Depot Center.

OCTOBER 10, 2002

The Panthers open their tenth season against cross-state rival Tampa Bay at Office Depot Center.

JANUARY 29, 2003

NHL All-Star festivities begin in South Florida as the Stanley Cup arrives via boat on the Las Olas riverfront.

JANUARY 30, 2003

The NHL All-Star Block Party kicks off four days of activity at the Office Depot Center.

FEBRUARY 1, 2003

Jay Bouwmeester, Stephen Weiss and Niklas Hagman represent the Panthers and the Eastern Conference in the 2003 NHL YoungStars Game at the Office Depot Center. Weiss scores a goal and adds an assist and Bouwmeester chips in an assist. Olli Jokinen represents Florida in the 2003 All-Star Superskills Competition.

FEBRUARY 2, 2003

The Office Depot Center hosts the NHL All-Star Game,

PANTHERS ALL-TIME HISTORY

which visits South Florida for the first time. Olli Jokinen scores a goal and adds three assists in front of his home crowd in his All-Star debut. Sheryl Crow performs live in the Office Depot Center parking lot after the game.

FEBRUARY 6, 2003

Roberto Luongo stops 28 shots to become the club's all-time leader in shutouts (14), passing John Vanbiesbrouck.

FEBRUARY 18, 2003

Roberto Luongo makes 24 saves to record his sixth shutout of the season and sets a new Panthers single-season shutout record.

JUNE 13, 2003

Jay Bouwmeester is named to the NHL's All-Rookie Team.

SEPTEMBER 1, 2003

The Florida Panthers, incredibleICE and Arena Operating Company (AOC) join forces and become one single, united entity.

OCTOBER 10, 2003

Florida opens its 11th season against division rival Carolina at the Office Depot Center.

SEPTEMBER 18, 2003

Michael Yormark is named Office Depot Center and Florida Panthers Chief Operating Officer.

NOVEMBER 9, 2003

General Manager Rick Dudley becomes the seventh head coach in Panthers history, replacing Mike Keenan. Dudley continues his role as general manager. Steve Ludzik becomes an assistant coach.

JANUARY 8, 2004

Nathan Horton becomes the youngest player in NHL history to successfully attempt a penalty shot at 18 years, 224 days, beating Philadelphia Flyers Goalie Jeff Hackett.

FEBRUARY 7, 2004

Roberto Luongo represents the Panthers and the Eastern Conference in the 2004 All-Star Superskills Competition, winning the goaltending event.

FEBRUARY 8, 2004

Roberto Luongo participates in the NHL All-Star game, allowing just one goal on nine shots.

FEBRUARY 9, 2004

Assistant Coach John Torchetti becomes the eighth head coach in Panthers history. Rick Dudley continues his duties as general manager.

MARCH 2, 2004

Roberto Luongo makes 29 saves to record his seventh shut-out of the season, a new Panthers record.

MAY 2004

The NHL announces that Roberto Luongo is a finalist for the Vezina Trophy.

MAY 26, 2004

Mike Keenan named as the Panthers new general manager, replacing Rick Dudley. Jacques Martin becomes the ninth head coach in Panthers history, replacing John Torchetti.

JUNE 26, 2004

The Florida Panthers select Center Rostislav Olesz from



Nathan Horton

PANTHERS ALL-TIME HISTORY

the Czech Republic with the seventh overall pick of the 2004 NHL Entry Draft.

JUNE 7, 2005

The Office Depot Center, Florida Panthers and incredible ICE announce the formation of Sunrise Sports and Entertainment (SSE). Sunrise Sports and Entertainment serves as an umbrella for all of its operating entities: the Office Depot Center, the Florida Panthers, incredible ICE, the Sinatra Theatre, SSE Publications, SSE Strategic Partnerships and SSE Business Development.

JUNE 20, 2005

The Panthers are awarded the 2005 "Stanley Cup of Business" from the Street & Smith's SportsBusiness Journal.

JULY 7, 2005

Sports Radio 560 WQAM signs a two-year contract with the Panthers to retain radio rights.

JULY 22, 2005

The NHL's Board of Governors ratifies the terms of a six-year Collective Bargaining Agreement negotiated with the NHL Players' Association, ending a 310-day work stoppage.

JULY 30, 2005

Florida selects Left Wing Kenndal McArdle with 20th Overall Pick in the 2005 NHL Entry Draft. The Panthers acquired the pick after trading their 29th overall selection and a second round pick in the 2006 draft to the Philadelphia Flyers.

AUGUST 1, 2005

The Panthers ink free agent NHL All-Star veterans Joe

Nieuwendyk and Gary Roberts to two-year contracts. Nieuwendyk and Roberts bring a combined four Stanley Cup rings to the Panthers as well as over 2,000 games played.

AUGUST 2, 2005

NHL Veteran Martin Gelinas signs a two-year contract, adding another player with over 1,000 games played to the club. Gelinas also brings to the club Stanley Cup experience, appearing with four teams and winning a Cup with Edmonton.

AUGUST 17, 2005

Rostislav Olesz, the top pick from 2004 NHL Entry Draft, signs three-year entry-level contract with the Panthers.

AUGUST 22, 2005

Panthers announce a one-year affiliation agreement with the Florida Everblades of the ECHL.

AUGUST 31, 2005

The Panthers announce an agreement with the Buffalo Sabres to place Panthers prospects with Buffalo's American Hockey League affiliate, the Rochester Americans.

SEPTEMBER 6, 2005

In a joint press conference, Sunrise Sports & Entertainment and BankAtlantic announce a new naming rights agreement for the home of the Panthers, the BankAtlantic Center.

OCTOBER 5, 2005

The Panthers open their 12th NHL season against Southeast Division rival Atlanta.

OCTOBER 7, 2005

For the first time in their history, the Panthers record back-



Joe Nieuwendyk

PANTHERS ALL-TIME HISTORY

to-back shutouts to open the season. Oct. 5, the Cats shutout Atlanta 2-0, and on Oct. 7 the Cats shut out Tampa Bay 2-0.

OCTOBER 20, 2005

The Panthers set a new franchise record with 28 shots on goal in the second period versus the Washington Capitals.

NOVEMBER 19, 2005

Gary Roberts record his 400th career NHL goal against the New York Islanders.

NOVEMBER 25, 2005

Olli Jokinen records his first career NHL hat trick versus the Pittsburgh Penguins.

DECEMBER 13, 2005

Nathan Horton records his first career NHL hat trick, becoming the youngest Panther ever to accomplish this feat (20 years old).

FEBRUARY 14-27, 2006

Six Cats represented the Panthers at the 2006 Torino Winter Olympic Games with Olli Jokinen (Finland) collecting a Silver Medal and Rostislav Olesz (Czech Republic) collecting a Bronze Medal. Jacques Martin (Canada), Jay Bouwmeester (Canada), Roberto Luongo (Canada) and Jozef Stumpel (Slovakia) also were selected to represent their respective countries at the Olympics.

MARCH 20, 2006

Olli Jokinen scores his fourth overtime goal of the season, tying an NHL record for overtime goals in one season since the five-minute overtime period was adopted.

APRIL 13, 2006

Against Ottawa, Roberto Luongo sets a franchise record with his 107th victory in a Panther uniform surpassing the mark of 106 set by John Vanbiesbrouck.

MAY 11, 2006

The Panthers host the first "Cats Cookout" at the BankAtlantic Center. The event features players, food, and drinks, and allows fans to purchase season tickets for the upcoming season.

JUNE 23, 2006

The Cats send G Roberto Luongo and D Lukas Krajicek to Vancouver in exchange for RW Todd Bertuzzi, G Alex Auld and D Bryan Allen.

JUNE 24, 2006

The Panthers select Center Michael Frolik with the 10th overall pick in the 2006 NHL Entry Draft.

SEPTEMBER 3, 2006

Head Coach Jacques Martin becomes the new general manager following the resignation of Mike Keenan. Martin continues his role as head coach becoming the only person in the NHL to hold both positions at the same time.

SEPTEMBER 23, 2006

The Panthers and New York Rangers play an exhibition game in San Juan, Puerto Rico marking the first time an NHL game is played in the Caribbean.

OCTOBER 6, 2006

Florida opens its 13th season. Alex Auld records his first win as a Panther as Florida defeats Boston 8-3 in front of a sold-out BankAtlantic Center crowd. Todd Bertuzzi records four points (1-3-4) in his first game setting a record for most points by a Panthers player in his debut game.

OCTOBER 28, 2006

The Florida Panthers enter a shootout with the NY Islanders that lasts 10 rounds, the longest shootout in franchise history.

OCTOBER 20, 2006

Florida defeats Philadelphia at the BankAtlantic Center to improve to 4-0 at home to open the season. The 4-0 start ties the Cats record set during the 1995-96 season. Also on that night, Olli Jokinen scored the GWG setting a new Cats record with his 24th GWG as a member of the Panthers.

NOVEMBER 2, 2006

Florida Panthers head coach Jacques Martin posts the 450th win of his career, the 13th coach to ever reach that mark.

NOVEMBER 16, 2007

Olli Jokinen records a hat trick, the second of his career in a 5-1 win over Montreal.

DECEMBER 29, 2007

A Panthers franchise record 19,772 fans pack the BankAtlantic Center to watch Florida defeat Montreal 3-1.

JANUARY 10, 2007

Olli Jokinen records his second hat trick of the season and third overall in a 5-2 victory over the Pittsburgh Penguins.

JANUARY 13, 2007

Stephen Weiss records his first career NHL hat trick in a 7-3 victory over the Washington Capitals. Weiss' hat trick becomes the second consecutive at home by a Florida Panther. Florida also records a franchise-high 54 shots on goal in the win.

JANUARY 16, 2007

The Florida Panthers franchise plays their 1000th regular season game versus the Carolina Hurricanes.

JANUARY 26, 2007

The Panthers announce the hiring of Randy Sexton as the team's new assistant general manager.

FEBRUARY 13, 2007

Ed Belfour records his 76th career shutout to tie Tony Esposito for eighth on the NHL's all-time shutouts list at Montreal.

PANTHERS ALL-TIME HISTORY

FEBRUARY 27, 2007

Olli Jokinen records his third hat trick of the season in a 6-5 shootout win over Washington.

MARCH 3, 2007

GM/Head Coach Jacques Martin coaches in his 1000th career NHL game against Tampa Bay.

MARCH 6, 2007

Stephen Weiss becomes the youngest Panther in franchise history to wear the "A" on his sweater when he takes the ice in Atlanta.

MARCH 17, 2007

Olli Jokinen records a franchise record six points (2-4-6) in one game on March 17 in an 8-5 win over the NY Islanders.

MARCH 22, 2007

Chris Gratton plays in his 1000th career NHL game against Ottawa.

MARCH 27, 2007

Ed Belfour sets a new Panthers record playing in his 27th consecutive game in net.

APRIL 7, 2007

Martin Gelas scores his 300th career NHL goal against Carolina.

APRIL 26, 2007

The Florida Panthers announce the hiring of former Panther Joe Nieuwendyk as the team's new special assistant to the general manager.

JUNE 21, 2007

The Panthers ink Nathan Horton to the longest contract at the time in franchise history, signing him to a six-year deal.

JUNE 22, 2007

Florida again pulls off a blockbuster trade at the NHL Entry Draft acquiring G Tomas Vokoun from Nashville in exchange for three draft picks. Florida also selects D Keaton Ellerby with the 10th overall pick at the 2007 NHL Entry Draft.

JULY 1, 2007

The Panthers are active on the first day of free agency signing Radek Dvorak, Brett McLean and Richard Zednik.

JULY 16, 2007

The Florida Panthers announce that the team's games will now be heard on 790 The Ticket. Also, radio play-by-play announcer Steve Goldstein becomes the team's new television play-by-play voice on FSN Florida.

JULY 28, 2007

The Panthers host a reunion game at the BankAtlantic

Center for the "Year of the Rat", the 1996 Panthers that won the Eastern Conference Championship. At the reunion the Panthers unveil their new jerseys for the upcoming season.

OCTOBER 4, 2007

Florida opens its 14th season. C Brett McLean scores a goal in his first game as a Panther but the Cats fall to the NY Rangers in Madison Square Garden 5-2.

OCTOBER 24, 2007

Panthers Captain Olli Jokinen sets two new franchise records as he records two goals against Philadelphia to record his 355th point and 158th goal as a Panther.

NOVEMBER 28, 2007

Panthers head coach Jacques Martin sets a new franchise record with his 84th coaching victory as Cats bench boss in a 2-1 shootout win over Washington.

JANUARY 19, 2008

18-year old Shawn Matthias scores his first two career NHL goals in only his second career NHL game in Washington. Matthias had made his NHL debut the night before in New Jersey.

FEBRUARY 5, 2008

Florida sets a franchise record for largest margin of victory as well as most goals ever scored in a road game as they defeat Toronto at the Air Canada Center 8-0 behind a Richard Zednik hat-trick.

MARCH 2, 2008

Panthers G Craig Anderson sets a modern day NHL record by stopping 53 shots in a 1-0 shutout, the most saves ever recorded in an NHL shutout.

MARCH 4, 2008

The Panthers and G Craig Anderson set an NHL record by recording their second consecutive 1-0 road shutout. Anderson records his second consecutive shutout and his 93 combined saves in two games sets an NHL record.

MARCH 16, 2008

Florida ties two franchise records by recording their seventh consecutive victory and fifth consecutive home victory in a 3-1 win over Atlanta.

APRIL 4, 2008

Florida sets a new franchise record by winning their 19th road game of the season in a 4-3 win at Carolina.

MAY 16, 2008

The Panthers announce that Jacques Martin has agreed to a contract extension to remain solely as the team's General Manager through the 2011-12 season.

JUNE 13, 2008

The Panthers officially announce Peter DeBoer as the franchise's 10th head coach in team history.

PANTHERS ALL-TIME HISTORY

JUNE 19, 2008

The Panthers announce they have agreed to a full affiliation with the Rochester Americans of the American Hockey League. For the past three seasons Florida had split its affiliation with Buffalo.

JUNE 20, 2008

Florida acquires defensemen Keith Ballard and Nick Boynton as well as a second round pick from the Phoenix Coyotes in exchange for the Panthers Olli Jokinen.

JUNE 30, 2008

Florida announces they have signed RW Rostislav Olesz to a franchise record-tying six-year contract.

SEPTEMBER 2, 2008

Florida acquires D Bryan McCabe and a fourth-round pick from Toronto in exchange for D Mike Van Ryn.

SEPTEMBER 9, 2008

Florida announces they have signed D Keith Ballard to a six-year contract extension beginning with the 2009-10 season.

OCTOBER 10, 2008

Peter DeBoer coaches his first NHL game at Carolina a 6-4 loss.

OCTOBER 11, 2008

Peter DeBoer earns his first NHL head coaching victory a 3-2 win over Atlanta. C Michael Frolik makes his NHL debut.

NOVEMBER 1, 2008

Nathan Horton played in his 300th career NHL game at Nashville.

NOVEMBER 2, 2008

Jay Bouwmeester played his 400th career NHL game at Atlanta.

DECEMBER 8, 2008

Michal Repik makes his NHL debut and scored a goal in the Panthers 4-3 victory at Ottawa.

DECEMBER 21, 2008

Gregory Campbell recorded his 50th career NHL point with an assist vs. Colorado.

FEBRUARY 10, 2009

Stephen Weiss recorded his 200th career NHL point with an assist at Toronto.

MARCH 7, 2009

With his hat trick in Florida's 5-3 win against the St. Louis Blues, David Booth became the fourth Panthers player to record two hat tricks in a season.

MARCH 28, 2009

Cory Stillman recorded his 250th career NHL goal at Dallas. Radek Dvorak records his 500th career NHL point with an assist at Dallas.

APRIL 11, 2009

With his two goal effort in Florida's 7-4 win over Washington, David Booth became the sixth player in Panthers history to score at least 30 goals in a season.

MAY 6, 2009

Panthers announce the restructuring of hockey club's broadcast teams. Steve Goldstein will continue the television play-by-play with Bill Lindsay joining him as color analyst, and as Randy Moller will be calling the Panthers radio broadcasters 790 The Ticket.

MAY 15, 2009

The Panthers announced that they are to open their 2009 Training Camp in Port Hawkesbury, Nova Scotia, where they will play their first pre-season game against Ottawa on Tuesday, Sep. 15 in Halifax.

JUNE 1, 2009

Jacques Martin accepts head coaching position with the Montreal Canadiens. Alternate Governor Bill Torrey selected to lead the search for the club's new general manager.

JUNE 19, 2009

The Panthers acquire veteran center Steven Reinprecht from the Phoenix Coyotes in exchange for prospect Stefan Meyer. Reinprecht then signs a three-year deal with the team.

JUNE 26, 2009

Florida drafts Russian defenseman Dmitry Kulikov with their first-round pick (#14 overall) at the 2009 draft, held in Montreal.

JUNE 27, 2009

Florida trades former first-round pick Jay Bouwmeester to Calgary for defenseman Jordan Leopold and a third-round pick in the 2009 draft. The Panthers then use that pick (#67 overall) on speedy winger Josh Birkholz from the US-18 program.

JULY 1, 2009

The Panthers re-sign dynamic forward David Booth to a six-year extension and Radek Dvorak to a two-year deal and sign goaltender Scott Clemmensen (3-years) and defenseman Ville Koistinen (2-years).

AUGUST 31, 2009


Robb Tallas is hired as the club's goaltending consultant.

SEPTEMBER 13, 2009

The Panthers open the 2009 training camp in Port Hawkesbury.

2009-2010

PLAYOFF REVIEW + RECORDS





2009 NHL PLAYOFF RESULTS

Conference Quarterfinals

Eastern Conference

SERIES 'A'

1. Thu. Apr. 16 Boston 4, Montreal 2
2. Sat. Apr. 18 Boston 5, Montreal 1
3. Mon. Apr. 20 Boston 4, Montreal 2
4. Wed. Apr. 22 Boston 4, Montreal 1
(Boston wins series 4-0)

SERIES 'B'

1. Wed. Apr. 15 NY Rangers 4, Washington 3
2. Sat. Apr. 18 NY Rangers 1, Washington 0
3. Mon. Apr. 20 Washington 4, NY Rangers 0
4. Wed. Apr. 22 NY Rangers 2, Washington 1
5. Fri. Apr. 24 Washington 4, NY Rangers 0
6. Sun. Apr. 26 Washington 5, NY Rangers 3
7. Tue. Apr. 28 Washington 2, NY Rangers 1
(Washington wins series 4-3)

SERIES 'C'

1. Wed. Apr. 15 New Jersey 4, Carolina 1
2. Fri. Apr. 17 Carolina 2, New Jersey 1
3. Sun. Apr. 19 New Jersey 3, Carolina 2, OT
4. Tue. Apr. 21 Carolina 4, New Jersey 3
5. Thu. Apr. 23 New Jersey 1, Carolina 0
6. Sun. Apr. 26 Carolina 4, New Jersey 0
7. Tue. Apr. 28 Carolina 4, New Jersey 3
(Carolina wins series 4-3)

SERIES 'D'

1. Wed. Apr. 15 Pittsburgh 4, Philadelphia 1
2. Fri. Apr. 17 Pittsburgh 3, Philadelphia 2, OT
3. Sun. Apr. 19 Philadelphia 6, Pittsburgh 3
4. Tue. Apr. 21 Pittsburgh 3, Philadelphia 1
5. Thu. Apr. 23 Philadelphia 3, Pittsburgh 0
6. Sat. Apr. 25 Pittsburgh 5, Philadelphia 3
(Pittsburgh wins series 4-2)

Western Conference

SERIES 'E'

1. Thu. Apr. 16 Anaheim 2, San Jose 0
2. Sun. Apr. 19 Anaheim 3, San Jose 2
3. Tue. Apr. 21 San Jose 4, Anaheim 3
4. Thu. Apr. 23 Anaheim 4, San Jose 0
5. Sat. Apr. 25 San Jose 3, Anaheim 2, OT
6. Mon. Apr. 27 Anaheim 4, San Jose 1
(Anaheim wins series 4-2)

SERIES 'F'

1. Thu. Apr. 16 Detroit 4, Columbus 1
2. Sat. Apr. 18 Detroit 4, Columbus 0
3. Tue. Apr. 21 Detroit 4, Columbus 1
4. Thu. Apr. 23 Detroit 6, Columbus 5
(Detroit wins series 4-0)

SERIES 'G'

1. Wed. Apr. 15 Vancouver 2, St. Louis 1
2. Fri. Apr. 17 Vancouver 3, St. Louis 0
3. Sun. Apr. 19 Vancouver 3, St. Louis 2
4. Tue. Apr. 21 Vancouver 3, St. Louis 2, OT
(Vancouver wins series 4-0)

SERIES 'H'

1. Thu. Apr. 16 Chicago 3, Calgary 2, OT
2. Sat. Apr. 18 Chicago 3, Calgary 2
3. Mon. Apr. 20 Calgary 4, Chicago 2
4. Wed. Apr. 22 Calgary 6, Chicago 4
5. Sat. Apr. 25 Chicago 5, Calgary 2
6. Mon. Apr. 27 Chicago 4, Calgary 1
(Chicago wins series 4-2)

Conference Semifinals

Eastern Conference

SERIES 'I'

1. Fri. May 1 Boston 4, Carolina 1
2. Sun. May 3 Carolina 3, Boston 0
3. Wed. May 6 Carolina 3, Boston 2, OT
4. Fri. May 8 Carolina 4, Boston 1
5. Sun. May 10 Boston 4, Carolina 0
6. Tue. May 12 Boston 4, Carolina 2
7. Thu. May 14 Carolina 3, Boston 2, OT
(Carolina wins series 4-3)

SERIES 'J'

1. Sat. May 2 Washington 3, Pittsburgh 2
2. Mon. May 4 Washington 4, Pittsburgh 3
3. Wed. May 6 Pittsburgh 3, Washington 2, OT
4. Fri. May 8 Pittsburgh 5, Washington 3
5. Sat. May 9 Pittsburgh 4, Washington 3, OT
6. Mon. May 11 Washington 5, Pittsburgh 4, OT
7. Wed. May 13 Pittsburgh 6, Washington 2
(Pittsburgh wins series 4-3)

Western Conference

SERIES 'K'

1. Fri. May 1 Detroit 3, Anaheim 2
2. Sun. May 3 Anaheim 4, Detroit 3, OT
3. Tue. May 5 Anaheim 2, Detroit 1
4. Thu. May 7 Detroit 6, Anaheim 3
5. Sun. May 10 Detroit 4, Anaheim 1
6. Tue. May 12 Anaheim 2, Detroit 1
7. Thu. May 14 Detroit 4, Anaheim 3
(Detroit wins series 4-3)

SERIES 'L'

1. Fri. Apr. 25 Vancouver 5, Chicago 3
2. Sun. Apr. 27 Chicago 6, Vancouver 3
3. Tue. Apr. 29 Vancouver 3, Chicago 1
4. Wed. Apr. 30 Chicago 2, Vancouver 1, OT
5. Fri. May 2 Chicago 4, Vancouver 2
6. Sun. May 4 Chicago 7, Vancouver 5
(Stars win series 4-2)

2009 NHL PLAYOFF RESULTS

Conference Finals

Eastern Conference

SERIES 'M'

1. Mon. May 18	Pittsburgh 3, Carolina 2
2. Thu. May 21	Pittsburgh 7, Carolina 4
3. Sat. May 23	Pittsburgh 6, Carolina 2
4. Tue. May 26	Pittsburgh 4, Carolina 1

(Pittsburgh wins series 4-0)

Western Conference

SERIES 'N'

1. Sun. May 17	Detroit 5, Chicago 2
2. Tue. May 19	Detroit 3, Chicago 2, OT
3. Fri. May 22	Chicago 4, Chicago 3, OT
4. Sun. May 24	Detroit 6, Detroit 1
5. Wed. May 27	Detroit 2, Chicago 1, OT

(Detroit wins series 4-1)

Stanley Cup Finals

SERIES 'O'

1. Sat. May 24	Detroit 3, Pittsburgh 1
2. Sun. May 26	Detroit 3, Pittsburgh 1
3. Tue. May 28	Pittsburgh 4, Detroit 2
4. Thu. May 31	Pittsburgh 4, Detroit 2
5. Sat. Jun 2	Detroit 5, Pittsburgh 0
6. Tue. Jun 4	Pittsburgh 2, Detroit 1
6. Fri. June 12	Pittsburgh 2, Detroit 1

(Pittsburgh wins series 4-3)

2009 NHL PLAYOFF LEADERS

Individual Scoring Leaders

PLAYER	TEAM	GP	G	A	PTS	PIM
Evgeni Malkin	PIT	24	14	22	36	51
Sidney Crosby	PIT	24	15	16	31	14
Henrik Zetterberg	DET	23	11	13	24	13
Johan Franzen	DET	23	12	11	23	12
Alexander Ovechkin	WAS	14	11	10	21	8

Defensemen Scoring Leaders

PLAYER	TEAM	GP	G	A	PTS	PIM
Nicklas Lidstrom	DET	21	4	12	16	6
Sergei Gonchar	PIT	22	3	11	14	12
Kris Letang	PIT	23	4	9	13	26
Brian Refalski	DET	18	3	9	12	11
Brent Seabrook	CHI	17	1	11	12	14

Individual Rookie Scoring Leaders

PLAYER	TEAM	GP	G	A	PTS	PIM
Kris Versteeg	CHI	17	4	8	12	22
Jonathan Ericsson	DET	22	4	4	8	25
Bobby Ryan	ANA	12	5	2	7	0
Darren Heim	DET	23	4	1	5	4
Claude Giroux	PHI	6	2	3	5	6

Goals-Against Average (Min. 7 GP)

GOALTENDER	TEAM	GPI	MINS	GA	AVG
Tim Thomas	BOS	11	679:44	21	1.85
Chris Osgood	DET	23	1405:51	47	2.01
Jonas Hiller	ANA	13	806:43	30	2.23
Martin Brodeur	NJD	7	426:41	17	2.39
Roberto Luongo	VAN	10	618:57	26	2.52

Wins (Min. 7 GP)

GOALTENDER	TEAM	GPI	MINS	W	L
Marc-Andre Fleury	PIT	24	1447:18	16	8
Chris Osgood	DET	23	1405:51	15	8
Nikolai Khabibulin	CHI	15	808:58	8	6
Cam Ward	CAR	18	1101:26	8	10
Tim Thomas	BOS	11	679:44	7	4

Save Percentage (Min. 6 GP)

GOALTENDER	TEAM	GPI	MINS	GA	SA	S%	W	L
Jonas Hiller	ANA	13	806:43	30	524	.943	7	6
Tim Thomas	BOS	11	679:44	21	323	.935	7	4
Martin Brodeur	NJD	7	426:41	17	239	.929	3	4
Chris Osgood	DET	23	1405:51	47	637	.926	15	8
Simeon Varlamov	WAS	13	758:52	32	389	.918	7	6

PANTHERS ALL-TIME PLAYOFF HISTORY

1996 Eastern Conference Quarterfinals

DATE	OPPONENT	RESULT	SCORE	ATTENDANCE
4/17	Boston	W	6-3	14,703*
4/22	Boston	W	6-2	14,703*
4/24	@ Boston	W	4-2	14,922
4/25	@ Boston	L	2-6	14,810
4/27	Boston	W	4-3	14,703*

GOALS

Sheppard (2), Hough, Hull, **Woolley**, Garpenlov
Jovanovski, Sheppard, **Lowry (2)**, Woolley,

Hull (2), Mellanby, **Hough**
Lindsay, Sheppard
Skrudland, Laus, Lowry, **Lindsay**

1996 Eastern Conference Semifinals

DATE	OPPONENT	RESULT	SCORE	ATTENDANCE
5/2	@ Philadelphia	W	2-0	17,380
5/4	@ Philadelphia	L	2-3	17,380
5/7	Philadelphia	L	1-3	14,703*
5/9	Philadelphia	W-OT	4-3	14,703*
5/12	@ Philadelphia	W-2OT	2-1	17,380
5/14	Philadelphia	W	4-1	14,703*

GOALS

Barnes, Lowry
Sheppard, Lowry
Laus
Niedermayer (2), Barnes, **Lowry**
Barnes, **Hough**
Lindsay, **Niedermayer**, Lowry, Garpenlov

1996 Eastern Conference Finals

DATE	OPPONENT	RESULT	SCORE	ATTENDANCE
5/18	@ Pittsburgh	W	5-1	17,355
5/20	@ Pittsburgh	L	2-3	17,181
5/24	Pittsburgh	W	5-2	14,703*
5/26	Pittsburgh	L	1-2	14,703*
5/28	@ Pittsburgh	L	0-3	17,355
5/30	Pittsburgh	W	4-3	14,703*
6/1	@ Pittsburgh	W	3-1	17,355

GOALS

Lowry (2), **Fitzgerald (2)**, Mellanby
Sheppard, Lindsay
Sheppard, Dvorak, **Barnes (2)**, Straka
Lowry
Mellanby, Lindsay, Straka, **Niedermayer**
Hough, **Fitzgerald**, Garpenlov

1996 Stanley Cup Finals

DATE	OPPONENT	RESULT	SCORE	ATTENDANCE
6/4	@ Colorado	L	1-3	16,061
6/6	@ Colorado	L	1-8	16,061
6/8	Colorado	L	2-3	14,703*
6/10	Colorado	L-3OT	0-1	14,703*

GOALS

Fitzgerald
Barnes
Sheppard, Niedermayer

1997 Eastern Conference Quarterfinals

DATE	OPPONENT	RESULT	SCORE	ATTENDANCE
4/17	NY Rangers	W	3-0	14,703*
4/20	NY Rangers	L	0-3	14,703*
4/22	@ NY Rangers	L-OT	3-4	18,200
4/23	@ NY Rangers	L	2-3	18,200
4/25	NY Rangers	L-OT	2-3	14,703*

GOALS

Garpenlov, Muller, Niedermayer
Garpenlov, Sheppard, Svehla
Niedermayer, Nemirovsky
Hough, Sheppard

2000 Eastern Conference Quarterfinals

DATE	OPPONENT	RESULT	SCORE	ATTENDANCE
4/13	@ New Jersey	L	3-4	15,024
4/16	@ New Jersey	L	1-2	17,206
4/18	New Jersey	L	1-2	19,250*
4/20	New Jersey	L	1-4	19,250*

GOALS

Niedermayer, Worrell, Sillinger
Sillinger
Whitney
Bure

*=Home Sellout Underline=GWG

PANTHERS 1996 PLAYOFF SCORING

NO	NAME	GP	G	A	PTS	PIM	+/-	PP	SH	GW	GT	SHOTS	PCTG	
10	Lowry	22	10	7	17	39	8	4	0	2	1	45	22.2	
26	Sheppard	21	8	8	16	0	4	3	0	0	0	47	17.0	
14	Barnes	22	6	10	16	4	10	2	0	2	0	57	10.5	
11	Lindsay	22	5	5	10	18	6	0	1	1	0	33	15.2	
27	Mellanby	22	3	6	9	44	-10	2	0	0	0	57	5.3	
55	*Jovanovski	22	1	8	9	52	2	0	0	0	0	51	2.0	
44	Niedermayer	22	5	3	8	12	-8	2	0	2	0	48	10.4	
21	Fitzgerald	22	4	4	8	34	3	0	0	2	0	31	12.9	
6	Woolley	13	2	6	8	14	3	1	0	1	0	27	7.4	
3	Laus	21	2	6	8	62	3	0	0	0	0	18	11.1	
29	Garpenlov	20	4	2	6	8	-2	0	0	0	0	35	11.4	
24	Svehla	22	0	6	6	32	3	0	0	0	0	38	.0	
18	Hough	22	4	1	5	8	5	0	0	2	1	38	10.5	
12	Hull	14	3	2	5	0	4	0	0	0	0	18	16.7	
28	Straka	13	2	2	4	2	-2	0	0	0	0	20	10.0	
9	*Dvorak	16	1	3	4	0	2	0	0	0	0	36	2.8	
20	Skrudland	21	1	3	4	18	6	0	0	0	0	27	3.7	
5	Murphy	14	0	4	4	6	1	0	0	0	0	53	.0	
2	Carkner	22	0	4	4	10	8	0	0	0	0	15	.0	
23	Warrener	21	0	3	3	10	3	0	0	0	0	14	.0	
40	*Washburn	1	0	1	1	0	0	0	0	0	0	0	.0	
34	Vanbiesbrouck	22	0	1	1	20	0	0	0	0	0	0	.0	
25	Smith	1	0	0	0	2	-1	0	0	0	0	0	.0	
30	Fitzpatrick	2	0	0	0	0	0	0	0	0	0	0	.0	
SW#	GOALTENDERS	GP	W	L	GAA	MINS	EN	SO	GA	SA	SV%	G	A	PIM
34	Vanbiesbrouck	22	12	10	2.25	1332	1	1	50	735	.932	0	1	20
30	Fitzpatrick	2	0	0	6.00	60	0	0	6	30	.800	0	0	0
	TOTALS	22	12	10	2.45	1397	1	1	56	765	.926	0	1	20

PANTHERS 1997 PLAYOFF SCORING

NO	NAME	GP	G	A	PTS	PIM	+/-	PP	SH	GW	GT	SHOTS	PCTG	
24	Svehla	5	1	4	5	4	-4	1	0	0	0	13	7.7	
5	Murphy	5	0	5	5	4	0	0	0	0	0	18	.0	
44	Niedermayer	5	2	1	3	6	-1	1	0	0	0	5	40.0	
9	Muller	5	1	2	3	4	-3	1	0	0	0	20	5.0	
29	Garpenlov	4	2	0	2	4	0	2	0	1	0	6	33.3	
26	Sheppard	5	2	0	2	0	-4	1	0	0	0	12	16.7	
27	Mellanby	5	0	2	2	4	-1	0	0	0	0	6	.0	
15	*Nemirovsky	3	1	0	1	0	-2	0	0	0	0	4	25.0	
18	Hough	5	1	0	1	2	-2	0	0	0	0	10	10.0	
11	Lindsay	3	0	1	1	8	0	0	0	0	0	4	.0	
21	Fitzgerald	5	0	1	1	0	-1	0	0	0	0	14	.0	
3	Laus	5	0	1	1	4	-3	0	0	0	0	6	.0	
23	Wells	3	0	0	0	0	-1	0	0	0	0	1	.0	
19	Dvorak	3	0	0	0	0	0	0	0	0	0	1	.0	
28	Straka	4	0	0	0	0	-2	0	0	0	0	2	.0	
2	Carkner	5	0	0	0	6	-3	0	0	0	0	7	.0	
12	Hull	5	0	0	0	0	-1	0	0	0	0	12	.0	
10	Lowry	5	0	0	0	0	-3	0	0	0	0	8	.0	
34	Vanbiesbrouck	5	0	0	0	0	0	0	0	0	0	0	.0	
55	Jovanovski	5	0	0	0	4	-4	0	0	0	0	7	.0	
7	Warrener	5	0	0	0	0	0	0	0	0	0	5	.0	
SW#	GOALTENDERS	GP	W	L	GAA	MINS	EN	SO	GA	SA	SV%	G	A	PIM
34	Vanbiesbrouck	5	1	4	2.38	328	0	1	13	184	.929	0	0	0
	TOTALS	5	1	4	2.37	329	0	1	13	184	.929	0	0	0

* Indicates rookie

PANTHERS 2000 PLAYOFF SCORING

NO	NAME	GP	G	A	PTS	PIM	+/-	PP	SH	GW	GT	SHOTS	PCTG	
10	Bure	4	1	3	4	-3	2	1	0	0	0	15	6.7	
16	Sillinger	4	2	1	3	-1	2	0	0	0	0	7	28.6	
14	Whitney	4	1	0	1	-2	4	0	0	0	0	17	5.9	
44	Niedermayer	4	1	0	1	-1	6	0	0	0	0	5	20.0	
8	Worrell	4	1	0	1	-2	8	0	0	0	0	6	16.7	
27	Mellanby	4	0	1	1	0	2	0	0	0	0	4	.0	
2	Pitlick	4	0	1	1	0	0	0	0	0	0	2	.0	
24	Svehla	4	0	1	1	0	4	0	0	0	0	4	.0	
12	Hicks	4	0	1	1	-1	4	0	0	0	0	4	.0	
25	Kozlov	4	0	1	1	-3	0	0	0	0	0	6	.0	
21	Parrish	4	0	1	1	-2	0	0	0	0	0	5	.0	
9	Barrie	4	0	0	0	-1	0	0	0	0	0	3	.0	
29	Vernon	4	0	0	0	0	10	0	0	0	0	0	.0	
4	Hedican	4	0	0	0	1	0	0	0	0	0	5	.0	
3	Laus	4	0	0	0	0	8	0	0	0	0	5	.0	
7	Wilson	4	0	0	0	-5	0	0	0	0	0	1	.0	
22	Simpson	4	0	0	0	-4	4	0	0	0	0	2	.0	
13	Kvasha	4	0	0	0	0	0	0	0	0	0	6	.0	
28	Spacek	4	0	0	0	-1	0	0	0	0	0	7	.0	
SW#	GOALTENDERS	GP	W	L	GAA	MINS	EN	SO	GA	SA	SV%	G	A	PIM
29	Vernon	4	0	4	3.04	237	0	0	12	136	.912	0	0	10
TOTALS		4	0	4	3.00	240	0	0	12	136	.912	0	0	10

TOP PLAYOFF SCORERS VS. PANTHERS

Only Players with Three or More Points are Listed

PLAYER	TEAM	GP	G	A	PTS	PLAYER	TEAM	GP	G	A	PTS
Oates, Adam	BOS	5	2	5	7	Leetch, Brian	NYR	5	0	4	4
Bourque, Ray	BOS	5	1	6	7	Sundstrom, Niklas	NYR	5	0	4	4
Lemieux, Mario	PIT	7	1	6	7	Corbet, Rene	COL	4	2	1	3
Gretzky, Wayne	NYR	5	4	2	6	Krupp, Uwe	COL	4	2	1	3
Lindros, Eric	PHI	6	3	3	6	McEachern, Shawn	BOS	5	2	1	3
Nedved, Petr	PIT	7	3	3	6	Renberg, Mikael	PHI	6	2	1	3
Forsberg, Peter	COL	4	3	2	5	Kamensky, Valeri	COL	4	1	2	3
Messier, Mark	NYR	5	2	3	5	Rafalski, Brian	NJ	4	1	2	3
LeClair, John	PHI	6	2	3	5	Donato, Ted	BOS	5	1	2	3
Sakic, Joe	COL	4	1	4	5	Rohloff, Jon	BOS	5	1	2	3
Jagr, Jaromir	PIT	7	1	4	5	Stumpel, Jozef	BOS	5	1	2	3
Svoboda, Petr	PHI	6	0	5	5	Brind'Amour, Rod	PHI	6	1	2	3
Tocchet, Rick	BOS	5	4	0	4	Quinn, Dan	PHI	6	1	2	3
Robitaille, Luc	NYR	5	3	1	4	Daigneault, J.J.	PIT	7	1	2	3
Tikkanen, Esa	NYR	5	3	1	4	Zubov, Sergei	PIT	7	1	2	3
Stevens, Scott	NJ	4	2	2	4	Holik, Bobby	NJ	4	0	3	3
Moger, Sandy	BOS	5	2	2	4	Lidster, Doug	NYR	5	0	3	3
Smolinski, Bryan	PIT	7	2	2	4	Roche, Dave	PIT	7	0	3	3
Elias, Patrik	NJ	4	1	3	4	Tamer, Chris	PIT	7	0	3	3
Deadmarsh, Adam	COL	4	0	4	4						

ALL-TIME PANTHERS PLAYOFF LEADERS

PLAYER	GOALS	PLAYER	GAME-WINNING GOALS		
Dave Lowry	10	Stu Barnes	2		
Ray Sheppard	10	Tom Fitzgerald	2		
Rob Niedermayer	8	Mike Hough	2		
Stu Barnes	6	Dave Lowry	2		
Bill Lindsay	5	Rob Niedermayer	2		
PLAYER	ASSISTS	LEFT WINGS	G	A	PTS
Robert Svehla	11	Dave Lowry	10	7	17
Stu Barnes	10	Bill Lindsay	5	6	11
Scott Mellanby	9				
Gord Murphy	9				
Ray Sheppard	8	CENTERS	G	A	PTS
Ed Jovanovski	8	Stu Barnes	6	10	16
		Rob Niedermayer	8	4	12
PLAYER	POINTS	RIGHT WINGS	G	A	PTS
Ray Sheppard	18	Ray Sheppard	10	8	18
Dave Lowry	17	Scott Mellanby	3	9	12
Stu Barnes	16				
Scott Mellanby	12	DEFENSEMEN	G	A	PTS
Rob Niedermayer	12	Robert Svehla	1	11	12
Robert Svehla	12	Paul Laus	2	7	9
		Ed Jovanovski	1	8	9
		Jason Woolley	2	6	8
PLAYER	GAMES	GOALTENDER GAMES			
Scott Mellanby	31	John Vanbiesbrouck	27		
Robert Svehla	31	Mike Vernon	4		
Paul Laus	30	Mark Fitzpatrick	2		
8 Players w/	27				
PLAYER	PIM	WINS			
Paul Laus	74	John Vanbiesbrouck	13		
Ed Jovanovski	56				
Scott Mellanby	43	SHUTOUTS			
Robert Svehla	40	John Vanbiesbrouck	2		
Tom Fitzgerald	34				
PLAYER	POWER-PLAY GOALS	GOALS-AGAINST AVERAGE			
Dave Lowry	4	John Vanbiesbrouck	2.31		
Ray Sheppard	4	Mike Vernon	3.04		
Rob Niedermayer	3	Mark Fitzpatrick	6.00		
PLAYER	SHORT-HANDED GOALS				
Bill Lindsay	1				

PLAYOFF GOALTENDING VS. PANTHERS

NAME	TEAM	GP	W	L	T	SO	GA	MIN	GAA
Barrasso, Tom	PIT	6	3	3	0	1	15	358	2.51
Billington, Craig	BOS	1	0	1	0	0	6	60	6.00
Brodeur, Martin	NJ	4	4	0	0	0	6	240	1.50
Hexall, Ron	PHI	6	2	4	0	0	14	389	2.16
Ranford, Bill	BOS	4	1	3	0	0	16	239	4.02
Richter, Mike	NYR	5	4	1	0	1	10	328	1.83
Roy, Patrick	COL	4	4	0	0	1	4	284	0.85
Snow, Garth	PHI	1	0	0	0	0	0	1	0.00
Wregget, Ken	PIT	1	0	1	0	0	5	60	5.00

TEAM PLAYOFF RECORDS: PERIOD

Most...

GOALS - 3 - Several times. MR: (2nd per.) vs. NY Rangers (4/17/97)

GOALS AGAINST - 4 - (1st per.) at Colorado (6/6/96)

GOALS BOTH TEAMS - 5 - Twice (2nd per.) vs. Boston (4/22/96) and (1st per.) at Colorado (6/6/96)

PENALTY MINUTES - 39 - (1st per.) vs. Boston (4/22/96)

PENALTY MINUTES BY OPPONENT - 35 - (1st per.) vs. Boston (4/22/96)

PENALTY MINUTES BY BOTH TEAMS - 74 - (1st per.) vs. Boston (4/22/96)

SHOTS ON GOAL AT HOME - 23 - (3rd per.) vs. Pittsburgh (5/24/96)

SHOTS ON GOAL ON ROAD - 15 - (2nd per.) at Colorado (6/6/96)

SHOTS AGAINST AT HOME - 24 - (2nd per.) vs. Philadelphia (5/9/96)

SHOTS AGAINST ON ROAD - 17 - Twice (1st per.) at Philadelphia (5/4/96) and (1st per.) at Pittsburgh (5/28/96)

POWER-PLAY GOALS - 2 - 3 times (2nd per.) vs. Boston (4/17/96), (2nd per.) vs. NY Rangers (4/17/97) and (2nd per.) at NY Rangers (4/22/97)

POWER-PLAY GOALS AGAINST - 3 - (1st per.) at Colorado (6/6/96)

SHORT-HANDED GOALS - 1 - (1st per.) vs. Philadelphia (5/14/96)

SHORT-HANDED GOALS AGAINST - 1 - 3 times (2nd per.) at New Jersey (4/16/00), (1st per.) at Boston (4/25/96) and (2nd per.) vs. Boston (4/22/96)

Fewest...

SHOTS ON GOAL - 1 - (2nd per.) vs. New Jersey (4/18/00)

SHOTS ON GOAL AGAINST - 2 - (3rd per.) vs. Pittsburgh (5/24/96)

Fastest...

OPENING GOAL - :30 - Jody Hull at Boston (4/24/96)

OPENING GOAL AGAINST - :39 - Mark Messier vs. NY Rangers (4/25/97)

OPENING GOAL, HOME - 1:02 - Rob Niedermayer vs. Philadelphia (5/9/96)

OPENING GOAL, ROAD - :30 - Jody Hull at Boston (4/24/96)

OPENING GOAL AGAINST, HOME - :39 - Mark Messier vs. NY Rangers (4/25/97)

OPENING GOAL AGAINST, ROAD - 1:38 - Scott Stevens at New Jersey (4/13/00)

GOAL FROM START OF PERIOD - :29 - Ray Sheppard (3rd per.) at Pittsburgh (5/20/96)

GOAL FROM START OF PERIOD AGAINST - :27 - Petr Nedved (2nd per.) vs. Pittsburgh (5/24/96)

OVERTIME GOAL - 4:06 (OF 1ST OT) - Dave Lowry vs. Philadelphia (5/9/96)

OVERTIME GOAL AGAINST - 12:02 (OF 1ST OT) - Esa Tikkanen vs. NY Rangers (4/25/97)

TWO GOALS SCORED BY ONE PLAYER - 3:09 - Dave Lowry (2nd per.) vs. Boston (4/22/96)

TWO GOALS AGAINST BY ONE PLAYER - 1:19 - Peter Forsberg (1st per.) at Colorado (6/6/96)

TWO GOALS - :25 - Ray Sheppard/Mike Hough (1st per.) vs. Boston (4/17/96)

TWO GOALS AGAINST - :31 - Rene Corbet/Valeri Kamensky (2nd per.) at Colorado (6/6/96)

THREE GOALS - 1:17 - Sheppard 7:37, Hough 8:02, Hull 8:54, (1st per.) vs. Boston (4/17/96)

THREE GOALS AGAINST - 3:49 - Young 10:32, Ricci 12:21, Krupp 14:21, (2nd per.) at Colorado (6/4/96)

TEAM PLAYOFF RECORDS: GAME

Most...

DECISIVE WIN - 6-2 - vs. Boston (4/22/96) and 5-1 at Pittsburgh (5/18/96)

DECISIVE WIN AT HOME - 6-2 - vs. Boston (4/22/96)

DECISIVE WIN ON ROAD - 5-1 - at Pittsburgh (5/18/96)

DECISIVE SHUTOUT - 3-0 - vs. NY Rangers (4/17/97)

DECISIVE SHUTOUT WIN AT HOME - 3-0 - vs. NY Rangers (4/17/97)

DECISIVE SHUTOUT WIN ON ROAD - 2-0 - at Philadelphia (5/2/96)

DECISIVE LOSS - 8-1 - at Colorado (6/6/96)

DECISIVE LOSS AT HOME - Twice 4-1 - vs. New Jersey (4/20/00) and 3-0 vs. NY Rangers (4/20/97)

DECISIVE LOSS ON ROAD - 8-1 - at Colorado (6/6/96)

DECISIVE SHUTOUT LOSS - Twice 3-0 - at Pittsburgh (5/28/96) and 3-0 vs. NY Rangers (4/20/97)

DECISIVE SHUTOUT LOSS AT HOME - 3-0 - vs. NY Rangers (4/20/97)

DECISIVE SHUTOUT LOSS ON ROAD - 3-0 - at Pittsburgh (5/28/96)

GOALS - 6 - Twice - vs. Boston (4/17/96 and 4/22/96)

GOALS AT HOME - 6 - Twice - vs. Boston (4/17/96 and 4/22/96)

GOALS ON ROAD - 5 - at Pittsburgh (5/18/96)

GOALS BOTH TEAMS - 9 - vs. Boston (4/17/96), 6-3 (W) and at Colorado (6/6/96), 8-1 (L)

GOALS AGAINST - 8 - at Colorado (6/6/96), 8-1 (L)

GOALS AGAINST AT HOME - 4 - vs. New Jersey (4/20/00), 4-1 (L)

GOALS AGAINST ON ROAD - 8 - at Colorado (6/6/96), 8-1 (L)

Fewest...

PENALTY MINUTES - 2 - vs. Colorado (6/8/96)

PENALTY MINUTES BY OPPONENT - 4 - vs. Colorado (6/8/96)

PENALTY MINUTES BY BOTH TEAMS - 6 - vs. Colorado (6/8/96)

SHOTS ON GOAL - 15 - at Philadelphia (5/2/96)

SHOTS ON GOAL AT HOME - 22 - vs. New Jersey (4/18/00)

ASSISTS - 11 - vs. Boston (4/17/96)

SCORING POINTS - 17 - vs. Boston (4/17/96)

PENALTY MINUTES - 57 - vs. Boston (4/22/96)

PENALTY MINUTES BY OPPONENT - 64 - vs. Boston (4/22/96)

PENALTY MINUTES BY BOTH TEAMS - 121 - vs. Boston (4/22/96)

PENALTIES - 19 - (57 PIM) vs. Boston (4/22/96)

PENALTIES BY OPPONENT - 21 - (64 PIM) vs. Boston (4/22/96)

POWER-PLAY GOALS - 2 - 4 times - at NY Rangers (4/22/97), vs. NY Rangers (4/17/97), at Pittsburgh (5/18/96) and vs. Boston (4/17/96)

POWER-PLAY GOALS AGAINST - 4 - at Colorado (6/6/96)

SHORT-HANDED GOALS - 1 - vs. Philadelphia (5/14/96)

SHORT-HANDED GOALS AGAINST - 1 - 3 times - at New Jersey (4/16/00), at Boston (4/25/96) and vs. Boston (4/22/96)

SHOTS ON GOAL - 63 - vs. Colorado (6/10/96)

SHOTS ON GOAL AT HOME - 63 - vs. Colorado (6/10/96)

SHOTS ON GOAL ON ROAD - 42 - vs. Philadelphia (5/12/96)

SHOTS ON GOAL BOTH TEAMS - 119 - vs. Colorado (6/10/96)

SHOTS AGAINST - 56 - vs. Colorado (6/10/96)

SHOTS AGAINST AT HOME - 56 - vs. Colorado (6/10/96)

SHOTS AGAINST ON ROAD - 47 - at Philadelphia (5/4/96)

SHOTS ON GOAL ON ROAD - 15 - at Philadelphia (5/2/96)

SHOTS ON GOAL BOTH TEAMS - 33 - at Philadelphia (5/2/96)

SHOTS AGAINST - 18 - at Philadelphia (5/2/96)

SHOTS AGAINST AT HOME - 22 - vs. Colorado (6/8/97)

SHOTS AGAINST ON ROAD - 18 - at Philadelphia (5/2/96)

TEAM PLAYOFF RECORDS: SEASON

Most...

GOALS - 61 - (1996)

ASSISTS - 95 - (1996)

POINTS (GOALS/ASSISTS) - 156 - (1996)

PENALTY MINUTES - 395 - (1996)

GOALS AT HOME - 37 - (1996)

GOALS ON ROAD - 24 - (1996)

GOALS AGAINST - 57 - (1996)

POWER-PLAY GOALS - 14 - (1996)

POWER-PLAY GOALS AGAINST - 20 - (1996)

SHORT-HANDED GOALS - 1 - (1996)

SHORT-HANDED GOALS AGAINST - 2 - (1996)

SHUTOUTS - 1 - (1996 and 1997)

SHUTOUTS AT HOME - 1 - (1997)

SHUTOUTS ON ROAD - 1 - (1996)

SHUTOUTS AGAINST - 2 - (1996)

SHUTOUTS AGAINST AT HOME - 1 - (1996 and 1997)

SHUTOUTS AGAINST ON ROAD - 1 - (1996)

GAMES - 22 - (1996)

WINS - 12 - (1996)

WINS AT HOME - 7 - (1996)

WINS ON ROAD - 5 - (1996)

LOSSES - 10 - (1996)

LOSSES AT HOME - 4 - (1996)

LOSSES ON ROAD - 6 - (1996)

TEAM PLAYOFF RECORDS: STREAKS

Longest...

WIN STREAK - 4 GAMES - 5/9 - 5/18/96

WIN STREAK AT HOME - 3 GAMES - 4/17 - 4/27/96
and 5/9 - 5/24/96

WIN STREAK ON ROAD - 2 GAMES - 5/12 - 5/18/96

WIN STREAK VS. A SINGLE TEAM - 3 GAMES - vs.
Boston 4/17 - 4/24/96 and vs. Philadelphia 5/9 -
5/14/96

WIN STREAK AT HOME VS. A SINGLE TEAM - 3 GAMES
- vs. Boston 4/17 - 4/27/96

WIN STREAK ON ROAD VS. A SINGLE TEAM - 1 GAME -
many times

LOSING STREAK - 4 GAMES - 4 times - 4/13 -
4/20/00, 4/20 - 4/25/97 and 6/4 - 6/10/96

LOSING STREAK AT HOME - 2 GAMES - 4/18 -
4/20/00, 4/20 - 4/25/97 and 6/8 - 6/10/96

LOSING STREAK ON ROAD - 2 GAMES - 4/13-
4/16/00, 4/22-4/23/97, 5/20-5/28/96 and 6/4-
6/6/96

LOSING STREAK VS. A SINGLE TEAM - 4 GAMES - vs.
New Jersey (4/13 - 4/20/00), vs. NY Rangers (4/20 -
4/25/97) and vs. Colorado (6/4 - 6/10/96)

LOSING STREAK AT HOME VS. A SINGLE TEAM - 2
GAMES - vs. New Jersey (4/18 - 4/20/00), vs. NY
Rangers (4/20 - 4/25/97) and vs. Colorado (6/8 -
6/10/96)

LOSING STREAK ON ROAD VS. A SINGLE TEAM - 2
GAMES - vs. New Jersey (4/13 - 4/15/00), vs. NY
Rangers (4/22 - 4/23/97), vs. Colorado (6/4 -
6/6/96) and vs. Pittsburgh (5/20 - 5/28/96)

CONSECUTIVE SHUTOUT STREAK - 1 GAME - 5/2/96
at Philadelphia 2-0 (Vanbiesbrouck) and 4/17/97 vs.
NY Rangers 3-0 (Vanbiesbrouck)

CONSECUTIVE SHUTOUT STREAK AGAINST - 1 GAME -
5/28/96 at Pittsburgh 3-0 (Barraso), 6/10/96 vs.
Colorado 1-0 (Roy) and 4/20/97 vs. NY Rangers 3-0
(Richter)

CONSECUTIVE GAMES WITHOUT BEING SHUT OUT - 15
GAMES - 4/17 - 5/26/96

CONSECUTIVE GAMES WITHOUT SHUTTING OUT
OPPONENT - 16 GAMES - 5/4 - 6/10/96

CONSECUTIVE SHUTOUT MINUTES - 141:31 - John
Vanbiesbrouck 6/8 - 6/10/96

INDIVIDUAL PLAYOFF RECORDS: PERIOD

Most...

GOALS - 2 - Dave Lowry (2nd per.) vs. Boston (4/22/96), Rob Niedermayer (1st per.) vs. Philadelphia (5/9/96) and Stu Barnes (3rd per.) vs. Pittsburgh (5/24/96)

GOALS AGAINST - 3 - Peter Forsberg (1st per.) at Colorado (6/6/96) and Wayne Gretzky (2nd per.) at NY Rangers (4/23/97)

ASSISTS - 3 - Stu Barnes (2nd per.) vs. Boston (4/22/96) and Robert Svehla (2nd per.) vs. NY Rangers (4/17/97)

ASSISTS AGAINST - 3 - Joe Sakic (1st per.) at Colorado (6/6/96)

POINTS - 3 - Stu Barnes (2nd per.) vs. Boston (4/22/96), Ray Sheppard (2nd per.) vs. Boston (4/22/96) and Robert Svehla (2nd per.) vs. NY Rangers (4/17/97)

POINTS AGAINST - 3 - Peter Forsberg (1st per.) at

Colorado (6/6/96), Joe Sakic (1st per.) at Colorado (6/6/96) and Wayne Gretzky (2nd per.) at NY Rangers (4/23/97)

POWER-PLAY GOALS - 1 - Several times. MR: Pavel Bure (1st per.) vs. New Jersey (4/20/00)

POWER-PLAY GOALS AGAINST - 2 - Peter Forsberg (1st per.) at Colorado (6/6/96)

SHORT-HANDED GOALS - 1 - Bill Lindsay (1st per.) vs. Philadelphia (5/14/96)

SHORT-HANDED GOALS AGAINST - 1 - Scott Niedermayer (2nd per.) at New Jersey (4/16/00), Adam Oates (3rd per.) at Boston (4/25/96) and Steven Heinze (2nd per.) vs. Boston (4/22/96)

PENALTY MINUTES - 15 - Paul Laus (1st per.) vs. Boston (4/22/96)

PENALTY MINUTES AGAINST - 17 - Shjon Podein (3rd per.) vs. Philadelphia (5/7/96)

INDIVIDUAL PLAYOFF RECORDS: GAME

Most...

GOALS - 2 - Several times. MR: Stu Barnes vs. Pittsburgh (5/24/96)

GOALS AGAINST - 3 - Peter Forsberg at Colorado (6/6/96) and Wayne Gretzky at NY Rangers (4/23/97)

ASSISTS - 3 - Stu Barnes vs. Boston (4/17/96), Ray Sheppard vs. Boston (4/22/96), Dave Lowry vs. Pittsburgh (5/24/96) and Robert Svehla vs. NY Rangers (4/17/97)

ASSISTS AGAINST - 4 - Joe Sakic at Colorado (6/6/96)

POINTS - 4 - Ray Sheppard (1-3-4) vs. Boston (4/22/96)

POINTS AGAINST - 4 - Adam Oates (2-2-4) at Boston (4/25/96) and Joe Sakic (0-4-4) at Colorado (6/6/96)

POWER-PLAY GOALS - 1 - Several times. MR: Pavel Bure vs. New Jersey (4/20/00)

POWER-PLAY GOALS AGAINST - 2 - Rick Tocchet vs. Boston (4/17/96) and Peter Forsberg at Colorado (6/6/96)

SHORT-HANDED GOALS - 1 - Bill Lindsay vs. Philadelphia (5/14/96)

SHORT-HANDED GOALS AGAINST - 1 - Scott Niedermayer vs. New Jersey (4/16/00), Adam Oates at Boston (4/25/96) and Steve Heinze vs. Boston (4/22/96)

PENALTY MINUTES - 21 - Paul Laus vs. Boston (4/22/96)

PENALTY MINUTES AGAINST - 17 - Dean Chynoweth vs. Boston (4/22/96) and Shjon Podein vs. Philadelphia (5/7/96)

By Defensemen...

GOALS - 1 - Several times. MR: Robert Svehla at NY Rangers (4/22/97)

ASSISTS - 3 - Robert Svehla vs. NY Rangers

(4/17/97)

POINTS - 3 - Robert Svehla vs. NY Rangers (4/17/97)

INDIVIDUAL PLAYOFF RECORDS: SEASON

Most...

GAMES PLAYED - 22 - 11 Players (1996)

GOALS - 10 - Dave Lowry (1996)

ASSISTS - 10 - Stu Barnes (1996)

POINTS - 17 - Dave Lowry (1996)

PENALTY MINUTES - 62 - Paul Laus (1996)

POWER-PLAY GOALS - 4 - Dave Lowry (1996)

SHORT-HANDED GOALS - 1 - Bill Lindsay (1996)

GAME-WINNING GOALS - 2 - Dave Lowry, Stu Barnes, Rob Niedermayer, Tom Fitzgerald and Mike Hough (1996)

SHOTS ON GOAL - 57 - Stu Barnes and Scott Mellanby (1996)

HAT TRICKS - None

GOALS BY DEFENSEMAN - 2 - Jason Woolley and Paul Laus (1996)

ASSISTS BY DEFENSEMAN - 8 - Ed Jovanovski (1996)

POINTS BY DEFENSEMAN - 9 - Ed Jovanovski (1996)

PENALTY MINUTES BY DEFENSEMAN - 62 - Paul Laus (1996)

POWER-PLAY GOALS BY DEFENSEMAN - 1 - Jason Woolley (1996) and Robert Svehla (1997)

SHORT-HANDED GOALS BY DEFENSEMAN - None

GAME-WINNING GOALS BY DEFENSEMAN - 1 - Jason Woolley (1996)

SHOTS BY DEFENSEMAN - 53 - Gord Murphy (1996)

GAMES BY ROOKIE - 22 - Ed Jovanovski (1996)

GOALS BY ROOKIE - 1 - Radek Dvorak and Ed Jovanovski (1996) and Dave Nemirovsky (1997)

ASSISTS BY ROOKIE - 8 - Ed Jovanovski (1996)

POINTS BY ROOKIE - 9 - Ed Jovanovski (1996)

PENALTY MINUTES BY ROOKIE - 52 - Ed Jovanovski (1996)

POWER-PLAY GOALS BY ROOKIE - None

SHORT-HANDED GOALS BY ROOKIE - None

GAME-WINNING GOALS BY ROOKIE - None

SHOTS BY ROOKIE - 51 - Ed Jovanovski (1996)

WINS BY GOALTENDER - 12 - John Vanbiesbrouck (1996)

SHUTOUTS - 1 - John Vanbiesbrouck (1996 and 1997)

PENALTY MINUTES BY GOALTENDER - 20 - John Vanbiesbrouck (1996)

ASSISTS/POINTS BY GOALTENDER - 1 - John Vanbiesbrouck (1996)

INDIVIDUAL PLAYOFF RECORDS: STREAKS

Longest...

GAMES PLAYED - 22 - 11 Players (1996)

GOAL STREAK - 3 GAMES - Dave Lowry (4/27 - 5/4/96)

ASSIST STREAK - 5 GAMES - Jason Woolley (4/17 - 4/27/96)

POINT STREAK - 7 GAMES - Dave Lowry (5/9 - 5/26/96)

GOALTENDING PLAYOFF RECORDS

Period...

MOST GOALS ALLOWED – 4 – John Vanbiesbrouck (1st per.) at Colorado (6/6/96)

MOST SHOTS FACED – 24 – John Vanbiesbrouck (2nd per.) vs. Philadelphia (5/9/96)

MOST SHOTS, OPPONENT – 23 – Tom Barrasso (3rd per.) vs. Pittsburgh (5/24/96)

MOST SAVES – 22 – John Vanbiesbrouck (2nd per.) vs. Philadelphia (5/9/96)

MOST SAVES, OPPONENT – 20 – Tom Barrasso (3rd per.) vs. Pittsburgh (5/24/96)

Game...

FEWEST GOALS AGAINST – 0 – John Vanbiesbrouck at Philadelphia (5/2/96) and vs. NY Rangers (4/17/97)

MOST GOALS AGAINST – 4 – Mike Vernon vs. New Jersey (4/20/00), John Vanbiesbrouck at NY Rangers (4/22/97), at Colorado (6/6/96) and at Boston (4/25/96) and Mark Fitzpatrick at Colorado (6/6/96)

MOST SHOTS AGAINST – 56 – John Vanbiesbrouck vs. Colorado (6/10/96)

MOST SAVES – 55 – John Vanbiesbrouck vs. Colorado (6/10/96)

MOST PENALTIES – 2 – John Vanbiesbrouck vs. Boston (4/22/96) and vs. Philadelphia (5/7/96)

MOST PENALTY MINUTES – 10 – Mike Vernon at New Jersey (4/13/00)

MOST POINTS – 1 – John Vanbiesbrouck at Boston (4/25/96)

Season...

MOST CONSECUTIVE STARTS – 22 – John Vanbiesbrouck (1996)

MOST CONSECUTIVE GAMES PLAYED – 22 – John Vanbiesbrouck (1996)

LONGEST WIN STREAK – 4 GAMES – John Vanbiesbrouck (5/9 - 5/18/96)

LONGEST LOSING STREAK – 4 GAMES – Mike Vernon (4/13 - 4/20/00) and John Vanbiesbrouck (4/20 - 4/25/97 and 6/4 - 6/10/96)

CONSECUTIVE SCORELESS MINUTES – 141:31 – John Vanbiesbrouck vs. Colorado (6/8 - 6/10/96)

ROOKIE PLAYOFF RECORDS

Period...

GOALS – 1 – Ed Jovanovski (1st per.) vs. Boston (4/22/96), Radek Dvorak (2nd per.) vs. Pittsburgh (5/24/96) and Dave Nemirovsky (3rd per.) at NY Rangers (4/23/97)

ASSISTS – 1 – Several times. MR: Ed Jovanovski (1st per.) vs. Colorado (6/8/96)

POINTS – 1 – Several times. MR: Dave Nemirovsky (3rd per.) at NY Rangers (4/23/97)

PENALTY MINUTES – 12 – Ed Jovanovski (3rd per.) vs. Philadelphia (5/7/96)

Game...

GOALS – 1 – Ed Jovanovski vs. Boston (4/22/96), Radek Dvorak vs. Pittsburgh (5/24/96) and Dave Nemirovsky at NY Rangers (4/23/97)

ASSISTS – 2 – Ed Jovanovski vs. Philadelphia (5/9/96)

POINTS – 2 – Ed Jovanovski vs. Philadelphia (5/9/96) and Radek Dvorak vs. Pittsburgh (5/24/96)

PENALTY MINUTES – 14 – Ed Jovanovski vs. Philadelphia (5/7/96)

POWER-PLAY GOALS – None

SHORT-HANDED GOALS – None

2009-2010

GENERAL INFORMATION





FLORIDA PANTHERS MEDIA INFORMATION

Media Credentials

Media Credentials will be issued for working members of the media only. Non-working media members, children and friends will not be allowed into the press box or press lounge.

There will be two types of game credentials – one type will allow press box access (working press, radio/TV and visiting team official) and one that will not have press box access (photo/tech and cameramen). Cameramen and technicians are asked to remain in the Press Lounge when not filming. Contact Justin Copertino at (954) 835-7712 for credential information.

Press Entrance

The press entrance is located at the northwest corner of the BankAtlantic Center, just to the left of the arena's loading docks. It will open an hour and a half before the start of each game and close half an hour after the game begins. Please use the press entrance or the security entrance when attending Panthers practices at the BankAtlantic Center.

Press Box Access

To access the Press Box, please exit the Press Lounge at the same door you entered and proceed approximately 40 yards to the press express elevator, which will be on the right. Take the press express elevator to the Sky View Level, which will open directly into the Press Box.

Dressing Room Access

From the Press Lounge: Proceed out the back door of the Press Room and take an immediate left. Follow the corridor until you reach the marked locker room doors or the post-game interview room – approximately 30 yards on the right.

From the Press Box: Upon departing the press express elevator on the event level, proceed to the right and follow the corridor until you reach the locker rooms – approximately 15 yards past the security booth.

Working Press Pass Holders

Working press members will be assigned a seat in the Press Box, which you can access at the Sky View Level off of the press express elevators. Seating charts are posted throughout the Press Box on game nights.

Local media outlets are asked to have telephone lines installed at the BankAtlantic Center. The organization has installed phone lines in the first row of seating for use by the visiting team's media only. Please contact the Panthers' communications staff for more information.

Photo/Tech Pass Holders

Still photographers will be assigned locations, which will be posted on a nightly basis in the Press Lounge. Locations in different areas of the BankAtlantic Center will be identified during the preseason and relayed to the media before the start of the regular season.

Media Parking

The Panthers can offer a limited number of parking spaces available to the media on a seasonal basis that will be located in a fenced-in lot at the northwest corner of the BankAtlantic Center, near the press entrance. Please submit any requests for parking 24 hours prior to game to Justin Copertino at (954) 835-7712. The club will have a very limited number of game-by-game parking passes available and they will be issued on a first-come, first-served basis.

Press Meals

Upon receiving your credential from a Panthers communications representative at the press will-call, each member of the media may proceed to the Press Lounge. Meals may be purchased after signing in with Press Room food service individuals.



Head Coach Peter DeBoer

incredibleICE

incredibleICE is a 125,000 square foot, state-of-the-art ice-skating and entertainment complex, that houses three sheets and is the first designed multi-sheet facility in Florida. This facility is also the primary practice facility for the NHL's Florida Panthers. Since opening its' doors in November 1996, *incredibleICE* has welcomed more than five million guests.

This past year, *incredibleICE* embarked on an additional expansion project that saw approximately 50,000 sq. feet including a third NHL regulation size ice surface and a state-of-the-art training facility for the Florida Panthers added.

incredibleICE has hosted a variety of prestigious events including the Sunshine State Figure Skating Championships, the Florida State High School Hockey Championships, the State Amateur Hockey of Florida Championships, Special Olympics Florida and the USA Hockey National Championships. The facility also hosts the Florida Panthers developmental camp, summer hockey schools, the Panthers Cup, as well as adult league hockey tournaments. *incredibleICE* was also named by USA Hockey Magazine as one of the 10 coolest rinks in the United States and continues to be one of the busiest facilities in the country.

The expansion of *incredibleICE* to three sheets of ice makes it the only triple-ice facility south of Washington, D.C. Along with the third sheet of ice, *incredibleICE* added a 15,000 sq.-foot training facility for the

Panthers. The training facility includes staff offices, a player's lounge, locker room, meeting room, media work room, video facility and a gym.

The expansion of *incredibleICE* continues the building's commitment to being one of the premier ice facilities in the country. The third sheet of ice will be used primarily for the Panthers but will also be used by *incredibleICE*'s figure skating program as well as the highly regarded Florida JR. Panthers travel hockey club.

In addition to daily public skating sessions, *incredibleICE* has more than 2,000 children enrolled in youth hockey, as well as 2,000 players who participate in the adult hockey leagues. *incredibleICE* is also home to one of the most prestigious youth hockey programs, the Florida JR. Panthers, as well as the Panthers Figure Skating Club.



BANKATLANTIC CENTER



The BankAtlantic Center is the preeminent sports and entertainment venue in Florida and among the best in the world, with more than two million customers entering its doors annually. Host to more than 200 events annually including the Florida Panthers Hockey Club and Sawgrass Live Theater, the BankAtlantic Center annually ranks among the top 10 venues in the United States.

BankAtlantic, Florida's Most Convenient Bank, partnered with 'The Center of It All' on Sept. 6, 2005 as part of 10-year agreement for the venue's naming rights.

Spectators have enjoyed Florida Panthers hockey, concert headliners like Jonas Brothers, Hannah Montana, Bon Jovi, Rush, Van Halen, Chris Brown, Bruce Springsteen, Barry Manilow, Iron Maiden and Beyonce as well as family shows like Walking with Dinosaurs, Disney on Ice, Harlem Globtrotters and Monster Jam. In addition, the venue has played host to the 2001 NHL Entry Draft and the 2003 NHL All-Star Game, as well as the annual home for the MetroPCS Orange Bowl Basketball Classic.

The BankAtlantic Center offers versatile programming reflective of the rich diversity of the South Florida community. Annual events at the BankAtlantic Center include college and high school commencement ceremonies, corporate functions, charity events, youth hockey games, motivational seminars and much more. Also, placed on the suite level fascia in a horseshoe set-up, the state-of-the-art LED video system provides HDTV quality video for all the venue's guests.

The 2008-09 season saw an installation of a state-of-the-art linear EAW sound system that provides sensational acoustic sound at all Florida Panthers games.

The Sawgrass Live Theater presented by BankAtlantic continues to be the premier venue of its kind in South Florida with legendary performers such as Liza Minelli, Paul Anka, Trisha Yearwood, Woody Allen and the Tom Jones.

The ADT Club located on the club level offers five-star food and beverage for every event, VIP club parking, executive concierge services, private business services, lounge area and much more. The Coach's Corner (formerly known as Eastern Financial District) encompasses approximately 8,000 square feet and caters to approximately 500 new members with a Panthers themed interior design, full-service bar, outdoor patio, specialty buffet and tremendous sidelines. The AvMed All-Star Café located on the club level offers fans another luxury seating and dining option inside the BankAtlantic Center.

The BankAtlantic Center is also the home for private loge box seating. These state of the art boxes include the upscale amenities of a luxury suite with the excitement of sitting in the arena bowl. Amenities include comfortable, swivel contoured chair with seating for four or eight people, countertop dining and viewing opportunities with access to the BankAtlantic Chairman's Club and Patrón Tequila Platinum Club, waiter/waitress service, concierge service and more.

Other destinations at the BankAtlantic Center:

- Absolut Center Ice Bar
- ADT Club
- AvMed All-Star Café
- BankAtlantic's Chairman's Club
- Bud Select District
- Budweiser Terrace
- Carls Patios
- Coach's Corner
- Coca-Cola Food Courts
- Comcast Entertainment Zone
- Grand Bahama Island Zone
- Lexus VIP Lot
- Patrón Tequila Platinum Club
- Publix Kids Korner
- Savology Funway

PANTHERS IN THE COMMUNITY

Florida Panthers Foundation

The mission of the Florida Panthers Foundation is to build a better future for the children of South Florida. Through philanthropic partnerships, grants, donations and community outreach programs, the Foundation maintains a focus on children's health, fitness, education and cultural needs. The Florida Panthers Foundation is a non-profit organization that has donated significant resources to charitable initiatives since its inception in 2003. Below is a list of some of the Panthers in the Community Programs for the 2009-10 season. For more information please contact the Panthers at 954-835-7332.



Third Annual Face-Off Luncheon

Presented by AvMed Health Plans

The Florida Panthers Foundation hosted the Third Annual Face-Off Luncheon on October 7, 2009. Over 400 guests filled the dining room at Signature Grand in Davie to hear head coach Peter DeBoer outline their plans for the 2009-10 season. Guests were able to enjoy a delectable lunch as a Florida Panthers player or personality joined each table.

"Shirts Off Our Backs" Auction

The final home game of the regular season allows the Foundation to host one of the most popular auctions of the season, the "Shirts Off Our Backs" auction, where the Foundation auctions off the game-used jerseys of each

member of the Florida Panthers. This action packed auction is held through the second intermission where fans bid on their favorite jerseys at the silent auction tables. At the conclusion of the game, all winning bidders are escorted to center ice for a special post game ceremony where each player skates over to the fan that won their jersey, takes off their jersey and signs it while fans in the crowd look on.

Food & Toy Drives

The Florida Panthers wives demonstrate their generosity during the holiday season by partnering with the Florida Panthers to host food and toy drives. During the month of November, the wives host food drives outside of the BankAtlantic Center to benefit the Cooperative Feeding Program. Fans are encouraged to donate any nonperishable food items before select Florida Panthers home games. The entire staff of Sunrise Sports & Entertainment as well as Florida Panthers players and



Bryan McCabe

PANTHERS IN THE COMMUNITY

Stephen Weiss, Keith Ballard & Cory Stillman



their families spend one day volunteering at the Cooperative Feeding Program stocking pantry shelves and distributing Thanksgiving meals to families in need.

Last year, the Florida Panthers were able to feed nearly 400 families a Thanksgiving meal, complete with a turkey.

In December, the Florida Panthers and the Florida Panthers wives partner with the U.S. Marine Corps Reserves to collect toys for the popular Toys for Tots program. The Florida Panthers host toy drives before select home games and all donated toys are then distributed to children in need in South Florida.

Hospital Visits

Each season, Florida Panthers players, broadcasters, coaches, Ice Dancers and Stanley C. Panther make their annual hospital visits to spread holiday cheer to the patients. Players signed autographs, took pictures and distributed gift bags to all patients, including Panthers memorabilia.

Panther Pals and Koncert Kids

The Florida Panthers Foundation's Panther Pals and Koncert Kids Programs are a unique opportunity for our season seat holders, corporations and organizations to make a charitable donation. The objective is to provide local disadvantaged and disabled children's organizations, inner-city youth groups and educational institutions the opportunity to attend Panthers home games and concerts. Giving children experiences they will never forget is a way to make a real difference in the life of a child.

Recipients of donated tickets include: Big Brothers and Big Sisters, Boys and Girls Clubs, Haven House, HANDY and Joe DiMaggio Children's Hospital. Companies and donors can also choose the group of their choice. We thank those individuals and companies that have given thousands of tickets to needy children.

YOUTH & AMATEUR HOCKEY PROGRAMS

Panthers Fundamental Hockey Schools

Each summer the Florida Panthers host the Florida Panthers Hockey Schools at *incredibleICE* in Coral Springs. Each consists of a Fundamental Goalie School, Elite Goalie School, Future Stars School for atoms and the Fundamental Hockey School for skaters ages 7-17. Each year, Panthers players and alumni help *incredibleICE* instructors during each week with drills and scrimmages. Past volunteers include alumni Ray Sheppard, Peter Worrell, Craig Anderson, Mike Van Ryn and Roberto Luongo. For more information, call *incredibleICE* at (954) 341-9956 or log on to floridapanthers.com at the beginning of each summer.

Panthers Pregame Street Hockey Tournament

Four times annually, the Florida Panthers host a street hockey party in the parking lot of the BankAtlantic Center before a Saturday or Sunday game. Each team consists of 5 players on a shortened rink in a round robin tournament format. Players receive a Panthers Street Catz shirt, prize bag and a ticket to that day's game with each registration. Division winners all receive

team signed memorabilia. Please call our Fan Development department at (954) 835-7728 for more information or stay tuned to floridapanthers.com for this season's dates.

Florida Panthers Inline Alliance

Calling all roller/inline players in South Florida! During the 2008-2009 season, the Florida Panthers sponsored the first of many travel inline programs in the community. The South Florida Inline Hockey League out of Weston partnered with the club by traveling through the Southeastern United States wearing the colors and crest of the Panthers. Using ticket drives to fundraise for the season, the SFIHL became the first team in the Florida Panthers Inline Alliance. At the end of the season, the rec. and travel programs came together for a one day tournament on the floor of the BankAtlantic Center to play for the Panthers Cup. Winners of the cup had their names engraved on the replica Stanley Cup trophy and can be seen on display on the 400 level at the BAC. For more information on having your travel inline programs join the Inline Alliance, please call (954) 835-7728 for sponsorship information.



YOUTH & AMATEUR HOCKEY PROGRAMS

The Panthers Cup

Beginning in Spring 2009, the Panthers Cup goes to the winner of the one day inline tournament on the concrete floor of the BankAtlantic Center. Teams from around the community come together to battle for the honor as being crowned the best team in South Florida. Photos, memorabilia and the cup itself can be seen on the 400 level of the BAC during any home games or events.

Intermission Junior Skaters

At select Panthers home games, local youth leagues are invited to play a special mini game during the first intermission. All atoms through pee wee aged teams are eligible to showcase their skills at the BankAtlantic Center. Teams compete in a short game followed by an exciting shoot-out in this once-in-a-lifetime experience. To participate please call our youth hockey department at (954) 835-7728.



FLORIDA PANTHERS ALUMNI ASSOCIATION

The Florida Panthers and the NHL have formed an official Florida Panthers Alumni Association headed by former NHL defenseman and current Panthers broadcaster Randy Moller. The Alumni Association has a mission to encourage retired players and their families to remain involved with the Panthers organization and smooth the transition from player to businessman in the South Florida community.

The Alumni Association also raises money for South Florida youth hockey and other charitable causes. It serves to benefit sponsors and supporters through speaking engagements, hospital visits, promotional tours and player appearances. The alumni association has distributed more than \$290,000.00 to the youth of South Florida.

Twelve seasons after taking South Florida on a memorable and wild ride to the Stanley Cup finals, the

'96 Panthers came together at BankAtlantic Center on July 28, 2007 for a reunion game against former Panther alumni.

Before a crowd of over 11,000 – a crowd that lined up several hours before the game to get autographs from players and coaches – the '96 Panthers defeated the Florida Alumni 9-5.

The players that attended the reunion game from the '96 Panthers included Mark Fitzpatrick, Mike Hough, Ed Jovanovski, Paul Laus, Bill Lindsay, Scott Mellanby, Gord Murphy, Ray Sheppard, Brian Skrudland, Geoff Smith, John Vanbiesbrouck and head coach Doug MacLean.

The Panthers will host Alumni appreciation weekends during the 2009-10 season. Stay tuned to floridapanthers.com for more details as they become available.

HOCKEY INFORMATION

Order of Selection for 2010 Entry Draft

The NHL's annual Draft Drawing is a weighted lottery system to determine the order of selection for the first 14 picks of the 2010 Entry Draft.

The 14 teams that did not qualify for the Stanley Cup Playoffs, or clubs that acquired those clubs' 2010 first-round draft picks, participate in the Drawing.

The Club selected in the drawing may not move up more than four positions in the draft order, thus only the five Clubs with the fewest regular-season points have the opportunity to receive the first overall selection.

No Club can move down more than one position as a result of the Draft Drawing.

In the first round of the 2010 Entry Draft, the order of selection is as follows:

- The first 14 selections, as determined by the Draft Drawing (see above);
- Clubs eliminated in the first two rounds of the 2010 Stanley Cup Playoffs, regular-season division winners excluded, in inverse order of points;
- Regular-season division winning clubs eliminated in the first two rounds of the 2010 Stanley Cup Playoffs, in inverse order of points;
- Clubs eliminated in the 2010 Conference Finals, in inverse order of points;
- Stanley Cup finalist
- Stanley Cup champion

In the second and subsequent rounds the order of selection is as follows:

- Non-playoff clubs in inverse order of points;
- Clubs eliminated in the first two rounds of the 2010 Stanley Cup Playoffs, regular-season division winners excluded, in inverse order of points;
- Regular-season division winning clubs eliminated in the first two rounds of the 2010 Stanley Cup Playoffs, in inverse order of points;
- Clubs eliminated in the 2010 Conference Finals, in inverse order of points;
- Stanley Cup finalist
- Stanley Cup champion

Eligibility for Claim

- All Players age 18 or older are eligible for claim in the Entry Draft, except:
 - A Player on the Reserve List of a Club, other than as a try-out;
 - A Player who has been claimed in two prior Entry Drafts;
 - A Player who previously played in the League and became a Free Agent pursuant to this Agreement;
 - A Player age 21 or older who: (A) has not been selected in a previous Entry Draft and (B) played hockey for at least one season in North America when he was age 18, 19, or 20 and shall be eligible to enter the League as an Unrestricted Free Agent pursuant to Article 10.1(d); and 18
 - A Player age 22 or older who has not been selected in a previous Entry Draft and shall be eligible to enter the League as an Unrestricted Free Agent pursuant to Article 10.1(d).

Unsigned Draft Choices

- A Player aged 18 or 19 who was selected in the first three rounds of the Entry Draft and who was not signed by his NHL Club may not be retained by the Club and must be returned to his junior Club no later than the day prior to the opening of the NHL regular season.
- A Player aged 18 or 19 who was selected in the fourth or subsequent rounds who has not been signed by his NHL Club may not be retained by his Club and must be returned to his junior Club no later than the fourth day prior to the opening of the NHL regular season.

Entry Level Players

- Players 18 through 21 years of age when signing their first contract must remain in the entry-level system for a period of three years; players age 22 and 23 when signing their first contract are in the entry level system for two years; while those age 24 when signing their first contract are in the entry level system for one year. Age is defined as the player's age on September 15 of the calendar year in which he signs the contract, regardless of his actual age on the date he signs such contract.
- In the event that a signed 18 or 19-year-old player does not play a minimum of 10 NHL games (regular season and/or playoffs) in his first season under contract, the term of his player contract and his number of years in the entry level system will be extended for a period of one year. The exception to this is a 19-year-old player who turns 20 years of age between September 16 and December 31 in his first contract year.
- In the event that a player signs his first contract at age 18 and has had his Player Contract extended for one season already, and such player does not play at least 10 NHL games (regular season and/or playoffs) in the second season under that player's Player Contract, then the term of his Player Contract and his number of years in the Entry Level System shall be extended for one additional year.

23-Man Roster

There may be a maximum of 23 players on each Club's playing roster at any one time from the commencement of the NHL regular season through the trade deadline. Prior to the start of the season, each Club must submit to the NHL its "Opening Day Playing Roster" which shall be comprised of not more than 23 players. Each Club must have a roster of at least 20 players, composed of 18 skaters and two goaltenders. Players on Injured Reserve do not count in the 23-Man Roster limit.

Injured Reserve List

In the event that a player is injured and a Club wishes to place him on the Injured Reserve List, the Club must follow these procedures.

- A Club may place a player on the injured reserve list if such player is injured, disabled or ill and unable to perform his duties as a hockey player after having passed the Club's initial physical examination in that season.
- A player who has an injury that renders him physically unable to play for a minimum of seven days after that date of the injury can be placed on the Club's Injured Reserve List. Once a player is placed on the injured reserve, the Club may replace said player on its NHL roster with another player. All determinations that a player has suffered an injury warranting injured reserve status must be made by the Club's medical staff and in accordance with the Club's medical standards.
- A player placed on Injured Reserve is ineligible to compete in NHL games for a period of not less than seven days from the date of injury.
- Players on Injured Reserve may attend Club meetings and meals, travel with the Club and participate in practice sessions.
- Players on Injured Reserve are prohibited from appearing in games, participating in pre-game warm-ups with their Clubs, or dressing in game uniforms on game days.

Regular Season Waivers

For purposes of Regular Waivers and Re-Entry Waivers, the five (5) year exemption for an 18 year old skater and the four (4) year exemption for a 19 year old skater shall both be reduced to three (3) years commencing the first season that the 18 or 19 year old skater plays in eleven (11) NHL Games or more. The next two (2) seasons, regardless of whether the skater plays any NHL Games in either season, shall count as the second and third years toward satisfying the exemption. For purposes of Regular Waivers and Re-Entry Waivers, the six (6) year exemption for an 18 year old goalie and the five (5) year exemption for a 19 year old goalie shall both

HOCKEY INFORMATION (CONTINUED)

be reduced to four (4) years commencing the first season that the 18 or 19 year old goalie plays in eleven (11) NHL Games or more. The next three (3) seasons, regardless of whether the goalie plays any NHL Games in any of those three (3) seasons, shall count as the next three (3) years toward satisfying the exemption.

The first season in which a Player who is age 20 or older plays in one (1) or more Professional Games shall constitute the first year for calculating the number of years he is exempt from Regular Waivers and Re-Entry Waivers.

A Player 25 years old or older who plays in one (1) or more Professional Games in any season shall be exempt from Regular Waivers and Re-Entry Waivers for the remainder of that season.

Tie-Breaking Procedures

At the conclusion of the regular season, the standing of the teams in each Conference shall be determined in accordance with the following priorities in the order listed:

- First place in each of the three (3) divisions seeded 1, 2, and 3.
- The higher number of points earned by the Club.
- The greater number of games won by the Club.
- The higher number of points earned in games against each other among two (2) or more Clubs having equal standing under priority (b) and (c) **
- The greater differential between goals scored for and against by Clubs having equal standing under priority (d).

** NOTE: For the purpose of determining standing under priority (d) for two or more tied Clubs that have not played an even number of games with one or more of the other tied Clubs, the first game played in the city that has the extra game (the "odd game") shall not be included. When more than two Clubs are tied, the percentage of available points earned in games among each other (and not including any "odd games") shall be used to determine standing.

NHL INFORMATION

2008-09 National Hockey League Directory

Executive

Commissioner	Gary B. Bettman
Deputy Commissioner	William Daly
Chief Operating Officer	John Collins
Senior Executive Vice President of Hockey Operations	Colin Campbell

Communications

Senior Vice President, Public Relations & Media (Toronto)	Gary Meagher
Senior Vice President, Corporate Communications	Bernadette Mansur
Group Vice President, Public Relations	Frank Brown
Vice President, Public Relations & Player Development	Jamey Horan
Statistician and Information Officer (Toronto)	Benny Ercolani
Senior Director, News Services	Greg Inglis
Director, Media Relations	John Dellapina
Director, Public Relations (Toronto)	Julie Young
Senior Publicist, Corporate Communications	Kerry McGovern
Senior Manager, Public Relations (Toronto)	David Keon
Manager, Public Relations	Schuyler Baehman
Manager, Public Relations (Toronto)	Jennifer Raimondi
Assistant, Public Relations	Celeste Velasco

NHL New York, NHL Enterprises, L.P. & NHL Productions/NHL Images
1185 Avenue of the Americas
New York, NY 10036
Phone: 212-789-2000
Main Fax: 212-789-2020
PR Fax: 212-789-2080

Toronto Office (NHL & NHLEC)
50 Bay Street, 11th Floor
Toronto, Ont. M5J 2X8
Phone: 416-359-7900
PR Fax: 416-981-2769

Montreal Office
1800 McGill College Avenue
Suite 2600
Montréal, Que. H3A 3J6
Phone: 514-841-9220
Fax: 514-841-1070

2008-09 NHL On-Ice Officials

Referees

NAME	SWEATER #
Auger, Stephane	15
Banfield, David (MLR)	44
Charron, Frances (MLR)	46
Ciamaga, Chris (MLR)	41
Devorski, Paul	10
Dwyer, Gord	19
Fraser, Kerry	2
Furlatt, Eric	27
Hasenfratz, Mike	30
Hebert, Ghislain (MLR)	49
Jackson, Dave	8
Joannette, Marc	25
Kimberly, Greg	18
Kowal, Tom	32
Kozari, Steve	40
LaRue, Dennis	14
L'Ecuier, Frederick (MLR)	48
LaRue, Dennis	14
Lee, Chris	28
Leggo, Mike	3
Marouelli, Dan	6
Martell, Rob	26
McCauley, Wes	4
McCreary, Bill	7
Meier, Brad	34
Morton, Dean	36
O'Halloran, Dan	13
O'Rourke, Dan	9
Peel, Tim	20
Pochmara, Brian	43
Pollock, Kevin	33
Rehman, Kyle (MLR)	37
Rooney, Chris	5
St-Laurent, Francois	38
St. Pierre, Justin	45
Sutherland, Kelly	11
Van Massenhoven, Don	21
Walsh, Ian	29
Watson, Brad	23

Linesmen

NAME	SWEATER #
Amell, Derek	75
Barton, Steve	59
Brisebois, David	96
Cameron, Lonnie	74
Champoux, Pierre	67
Cherrey, Scott	50
Cormier, Michel	76
Cvik, Mike	88
Devorski, Greg	54
Driscoll, Scott	68
Galloway, Ryan	82
Gibbs, Darren	66
Henderson, Don	91
Heyer, Shane	55
Kovachik, Brad	71
Lazarowich, Brad	86
Mach, Brian	78
McElman, Andy	90
Miller, Steve	89
Morin, Jean	97
Murphy, Brian	93
Murray, Jonny	95
Nansen, Derek	70
Nelson, Thor	80
Nowak, Tim	77
Panchich, Bryan (MLR)	94
Pare, Mark	79
Racicot, Pierre	65
Rody, Vaughan	73
Schachte, Dan	52
Seitz, Lyle	61
Sericolo, Anthony	84
Sharrers, Jay	57
Shewchuk, Mark	92
Wheler, Mark	56

NHL INFORMATION

2008-09 Critical Dates Calendar

September

- 5 Opening Day of Rookie Camp
- 12 Opening Day of NHL Training Camps
- 14 Pre-season schedule begins
- 28 NHL Premiere Challenge (pre-season) Florida vs. Tappara Tampere (Tampere, Finland)
- 30 NHL Premiere Challenge (pre-season) Florida vs. Jokerit (Helsinki, Finland)
- 30 Opening Day Playing Rosters set (3:00 p.m. ET)

October

- 1 Hockey Fights Cancer Awareness Month
- 1 Opening Night - 92nd NHL Regular Season begins
- 1 San Jose @ Colorado - Joe Sakic's #19 retired
- 2 NY Rangers at Pittsburgh (Stanley Cup Banner raised)
- 2 NHL Premiere - Chicago vs. Florida (Helsinki, Finland)
- 2 NHL Premiere - Detroit vs. St. Louis (Stockholm, Sweden)
- 3 NHL Premiere - Chicago vs. Florida (Helsinki, Finland)
- 3 NHL Premiere - Detroit vs. St. Louis (Stockholm, Sweden)
- 3 All 30 teams in action
- 24 All 30 teams in action
- TBA Lester Patrick Award luncheon (New York, NY)

November

- 4-7 U20 4 Nations Cup
- 7 Hockey Hall of Fame Game (Detroit at Toronto)
- 8 Hockey Hall of Fame Legends Game (Canada vs. World)
- 9 Hockey Hall of Fame Induction Ceremony (Toronto, ON)
Inductees: Brett Hull, Brian Leetch, Luc Robitaille, Steve Yzerman (Player category); Lou Lamoriello (Builder category)

December

- 1 Signing deadline for Group 2 free agents
- 19-27 Holiday Roster Freeze in effect. For all players on an NHL active roster, injured reserve, or players with non-roster and injured non-roster status as of midnight, local time, December 19, a roster freeze shall apply through midnight local time December 27, with respect to waivers, trades and loans, subject to the exceptions provided for in CBA Article 16.10.
- 24-25 No scheduled practices - dressing rooms closed
- 26 - Jan. 5 IIHF World U20 Championship (Saskatoon & Regina, Canada)

January

- 1 2010 Bridgestone NHL Winter Classic - Philadelphia at Boston (Fenway Park, Boston)
- 17 NHL on NBC (Game of the Week begins)
- 29-31 Hockey Weekend Across America (USA Hockey)
- 30 CBC's Hockey Day in Canada (Stratford, ON)
Montreal at Ottawa, Vancouver at Toronto, Edmonton at Calgary

February

- 1 Hockey is for Everyone Month
- 14 Last NHL games before Olympic break
- 15-23 2010 Winter Olympic Break: No scheduled practices - dressing rooms closed
- 16 Olympic tournament begins (Vancouver)
- 22 30th Anniversary of 'Miracle on Ice' (1980)
- 26 Olympic Bronze medal game
- 28 Olympic Gold medal game

March

- 1 NHL Reg. season resumes after Olympic break
- 3 Trade deadline (3:00 p.m. ET)

April

- 8-10 NCAA Frozen Four (Ford Field, Detroit)
- 11 Last day of 2009-2010 regular season
- 13-23 IIHF U18 World Championship (Mogilev & Bobruisk, Belarus)
- 14 Stanley Cup Playoffs begin

May

- 1-9 2010 Royal Bank Cup (Dauphin, MB)
- 7-23 IIHF World Championship (Mannheim & Gelsenkirchen, Germany)
- 14-23 2010 Mastercard Memorial Cup (Brandon, MB)
- 24-29 NHL Combine (Toronto, ON)

June

- 18 Last possible day for 2009 Stanley Cup Final
- TBA Deadline for first club-elected salary arbitration (later of June 15 or 48 hours after the conclusion of the Stanley Cup Final, 5:00 p.m. ET)
- TBA 2010 NHL Awards (Las Vegas, Nevada)
- TBA NHL Entry Draft (Location: TBA)

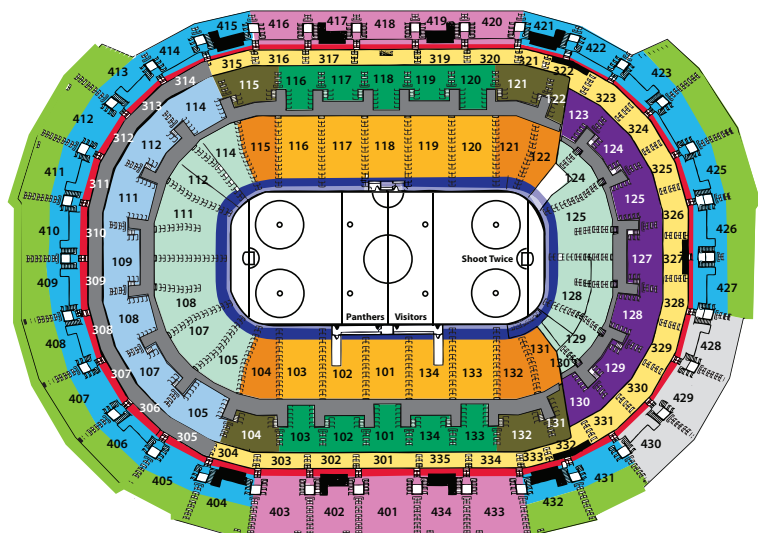
July

- 1 Free Agency period begins
- 5 Deadline for player-elected salary arbitration notification (5:00 p.m. ET)
- 6 Deadline for club-elected salary arbitration notification (5:00 p.m. ET)
- 20 - Aug. 4 Salary arbitration hearings held

August

- 6 Deadline for salary arbitration decisions to be rendered

TICKET INFORMATION



CATEGORY	DESCRIPTION	FULL SEASON*	HALF SEASON*	GAME PLAN*
ADT Club	Sec. 305-314	\$9000	N/A	N/A
Front Row	Row 1 in sec. 101-134	\$8487	N/A	N/A
Panthers Club	Rows 2-4 in sec. 101-134	\$4715	N/A	N/A
Premium Lower Bowl, Sides	Rows 5-17 in sec. 101-103, 116-120, 133-134	\$3362	\$1914	\$1196
Premium Plaza Middle	Rows 5-17 in sec. 121-122, 131-132, 104, 115	\$2952	\$1672	\$1040
Premium Lower Bowl, End Zones	Rows 5-17 in sec 105-114, 123-130	\$2870	\$1628	\$1014
Lexus Club	All Rows Sec. 301-304, 315-335	\$2255	\$1320	\$910
Lower Bowl, Sidelines	Rows 18-28 in sec. 101-103, 116-120, 133-134	\$2665	\$1540	\$975
Plaza Middle	Rows 18-28 in sec. 121-122, 131-132, 104, 115	\$2460	\$1386	\$858
Lower Bowl, End Zones	Rows 16-26 in sec. 123-130	\$2050	\$1276	\$780
Panthers Locker Room	Rows 18-28 in sec. 105-114	\$1435	\$880	\$546
Coach's Club	Rows 1 in sec. 428-430 Rows 2 & Up in sec. 428-430	\$2050 \$1640	\$1210 \$990	\$780 \$650
Mezzanine	Row 1 in sec 401-434	\$1558	\$946	\$637
Sideline Balcony	Rows 2-16 in sec. 401-403, 416-420, 433-434	\$1025	\$660	\$481
Goal Zone	Rows 2-9 in sec. 404-415, 421-427, 431-432	\$492	\$330	\$221
Terrace Level	Rows 10-16 in sec. 404-413, 423-427, 431-432	\$287	\$176	\$117

*Prices Include Parking

TICKET INFORMATION

How To Get Tickets:

Tickets for all Panthers home games are available at the BankAtlantic Center North Box Office, area Ticketmaster outlets, by calling Ticketmaster at (954) 835-TEAM or online at www.floridapanthers.com

Entertaining on a Group Basis

It's the best way to share the Panthers hockey experience with friends, co-workers and civic or religious groups. Watch in luxury from a fully catered suite or in the more traditional atmosphere of group seating. With as few as 10 people, you can score discounted tickets up to 50% and exclusive Group benefits:

- Special reserved seat locations
- Group name recognition on the BankAtlantic Center Jumbotron
- Option to pre-purchase food & beverage and parking vouchers
- Charity/Fundraising opportunities - earn money for your organization
- Group Leader receives great bonuses, from free game tickets to autographed merchandise
- Call Panthers Group Sales Dept. at (954) 835-SHOW.

Florida Panthers Ticket Information:

Season Tickets: (954) 835-PUCK
Group Tickets: (954) 835- SHOW
Adm. Office: (954) 835-7000
One Panther Parkway, Sunrise, FL 33323
www.floridapanthers.com


www.ticketmaster.com

Dade: (305) 573-TEAM

Broward: (954) 835-TEAM

Palm Beach: (561) 998-TEAM

ticketmaster



GENERAL INFORMATION

2009-2010

Season Schedule

SEPTEMBER 2009

S	M	T	W	T	F	S
		1	2	3	4	5
6	7	8	9	10	11	12
13	14	15 @OTT 6:00PM	16 @OTT 7:00PM	17 @MTL 7:30PM	18 @EDM 9:00PM	19
20 @CGY 9:00PM	21	22 @DAL 8:30PM	23 DAL 7:30PM	24	25	26
27	28 @TAP NOON	29	30 @JOK NOON			

OCTOBER 2009

S	M	T	W	T	F	S
				1	2 CHI NOON HELSINKI	3 CHI NOON HELSINKI
4	5	6	7	8	9 CAR 7:00PM	10 N.J. 7:00PM
11	12 T.B. 7:30PM	13	14	15	16 PHI 7:30PM	17
18	19	20	21 BUF 7:30PM	22	23 PIT 7:30PM	24 PHI 7:00PM
25	26	27	28 OTT 7:30PM	29	30 DAL 8:30PM	31 STL 8:00PM

NOVEMBER 2009

S	M	T	W	T	F	S
1	2	3	4 CAR 7:30PM	5	6 WSH 7:30PM	7 WSH 7:00PM
8	9	10	11	12 BOS 7:00PM	13	14 NYI 7:00PM
15	16 L.A. 7:30PM	17	18 BUF 7:00PM	19	20 DET 7:30PM	21 NYR 7:00PM
22	23 PIT 7:30PM	24	25 NYR 7:30PM	26	27 TOR 7:30PM	28 NSH 8:00PM
29	30 ATL 7:00PM					

DECEMBER 2009

S	M	T	W	T	F	S
		1	2 COL 7:30PM	3 WSH 7:00PM	4	5 ATL 7:00PM
6	7 EDM 7:30PM	8	9 CBJ 7:00PM	10	11 N.J. 7:00PM	12 PIT 7:30PM
13	14 NYI 7:00PM	15	16 ATL 7:30PM	17	18 CAR 7:30PM	19 CAR 7:00PM
20	21 PHI 7:00PM	22	23 NYR 7:00PM	24	25	26
27	28 BOS 5:00PM	29	30	31 MTL 5:00PM		

JANUARY 2010

S	M	T	W	T	F	S
					1	2
3 PIT 5:00PM	4	5 TOR 7:00PM	6	7 MTL 7:30PM	8	9 OTT 7:00PM
10	11	12	13 WSH 7:30PM	14 T.B. 7:30PM	15	16 T.B. 7:00PM
17	18 ATL 7:30PM	19	20 N.J. 7:00PM	21	22 NYI 7:00PM	23 TOR 7:00PM
24	25 NYI 5:00PM	26	27 MTL 7:30PM	28	29	30 WSH 7:00PM

FEBRUARY 2010

S	M	T	W	T	F	S
	1 ANA 7:30PM	2	3	4	5 CGY 7:30PM	6 ATL 7:00PM
7	8	9 CAR 7:00PM	10	11 VAN 7:30PM	12	13 BOS 7:00PM
14	15	16	17	18	19	20
21	22	23	24	25	26	27
28						

MARCH 2010

S	M	T	W	T	F	S
	1	2 ATL 7:00PM	3 PHI 7:30PM	4	5	6 CAR 7:00PM
7	8	9 MIN 8:00PM	10	11 COL 9:00PM	12	13 S.J. 4:00PM
14	15	16 WSH 7:30PM	17	18 PHX 7:30PM	19	20 BUF 7:00PM
21	22 T.B. 5:00PM	23 TOR 7:00PM	24	25 MTL 7:30PM	26	27 OTT 7:00PM
28	29 NSH 7:30PM	30	31 BUF 7:00PM			

APRIL 2010

S	M	T	W	T	F	S
				1 BOS 7:00PM	2	3 NYR 7:00PM
4	5	6 OTT 7:00PM	7	8 N.J. 7:30PM	9	10 T.B. 7:30PM
11	12 T.B. 5:00PM	13	14	15	16	17
18	19	20	21	22	23	24
25	26	27	28	29	30	



● HOME
● AWAY
● PRE-SEASON

790 THE TICKET



HOME OF THE
DAN LE BATARD SHOW
w/ STUGOTZ
WEEKDAY AFTERNOONS 3-7pm

FLAGSHIP STATION OF THE

FLORIDA
PANTHERS®

WAXY 790-AM MIAMI, FL A Lincoln Financial Group® Station

greater FORT LAUDERDALE
800-22-SUNNY

sunny.  org

Pack your bags, we're staying home:
Book your hotel stay at www.sunny.org and receive a
Beach Chic starter kit with beach towel, flip flops and beachball.